

ALABAMA

CONTENTS

	Page
Map	136
Table 1.—Summary of wholesale trade, by principal classifications	137
Table 2.—Wholesalers only, by kinds of business.....	137
Table 3.—Wholesale trade, by kind of business.....	141
Table 4.—Wholesale trade, by type of establishment.....	146
Table 5.—Number of establishments, by type and kind of business.....	148
Tables 6, 7.—Net sales and total expenses, by type of establishment and kind of business.....	149
Table 8.—Summary of wholesale trade, by character of organization.....	149
Table 9.—Wholesale trade, by the number of marketing units and kind of business.....	150
Table 10.—Employees engaged in wholesale trade, by kind of business.....	151
Table 11.—Classification of wholesale merchants according to net sales, by kind of business.....	152
Table 12.—Number of establishments, by kind of business for cities having 20,000 population and over.....	153
Table 13.—Commodity sales, by kind of business and type of establishment.....	153

WHOLESALE CENTERS IN ALABAMA

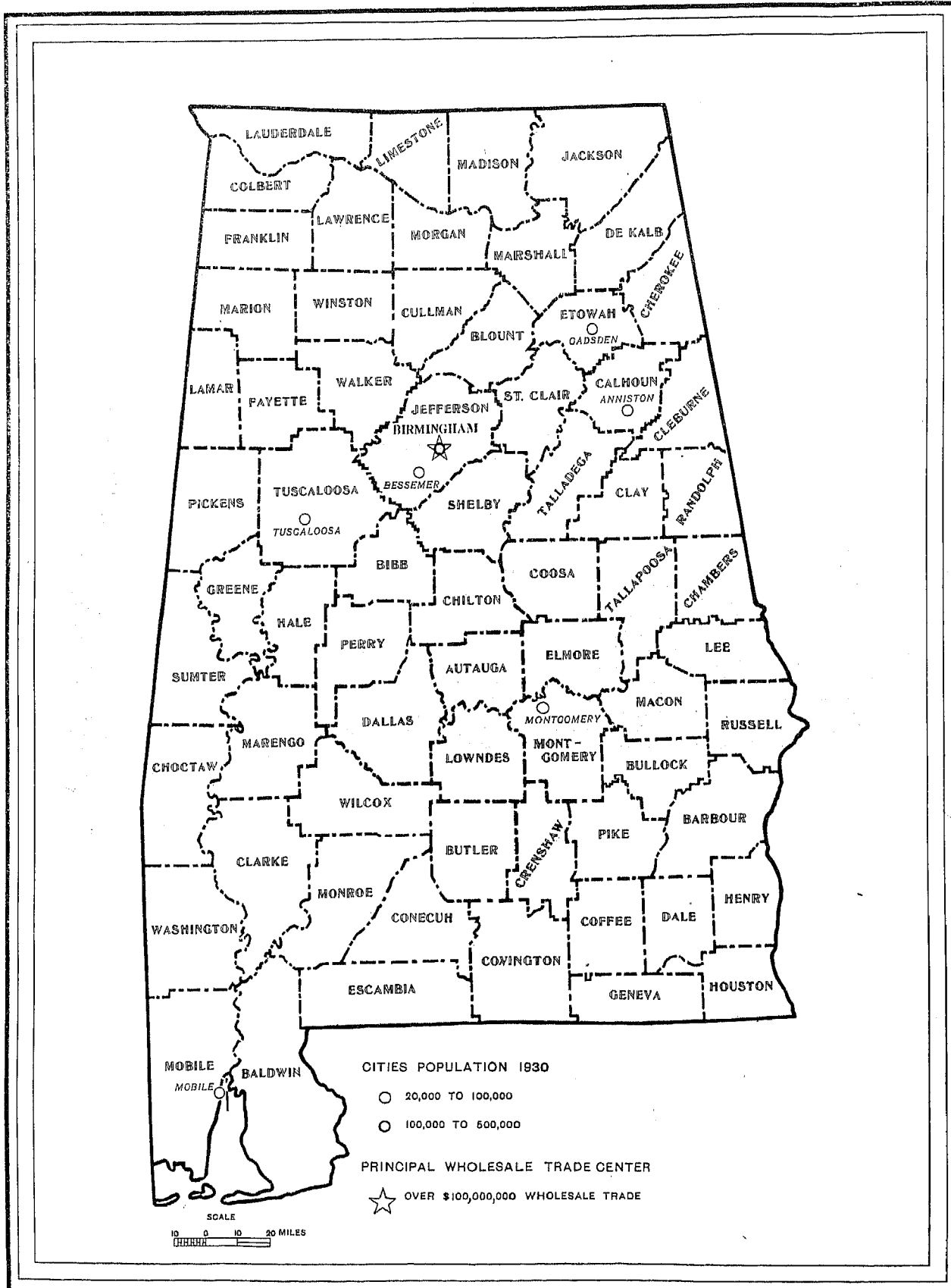


TABLE I.—SUMMARY OF WHOLESALE TRADE, BY PRINCIPAL CLASSIFICATIONS

[An (x) indicates that the amount must be withheld to avoid disclosure of individual operations, but it is included in the totals]

KIND OF BUSINESS (Establishments classified by major lines of merchandise)	Number of establishments	NUMBER OF EMPLOYEES (proprietors not included)			SALARIES AND WAGES	TOTAL EXPENSES (including salaries and wages)	STOCKS ON HAND, END OF YEAR (at cost)	NET SALES	
		Total	Male	Female				Amount	Per cent of total
The State.....	1,743	13,733	12,094	1,639	\$23,650,325	\$45,830,093	\$44,808,214	\$574,145,187	100.00
Amusement and sporting goods.....	1	(x)	(x)	(x)	(x)	(x)	(x)	(x)	(x)
Automotive.....	27	282	249	33	645,074	1,150,988	1,053,213	7,595,019	1.32
Chemicals, drugs, and allied products.....	31	548	457	91	1,100,086	2,617,241	2,742,408	21,537,493	3.75
Dry goods and apparel.....	46	505	409	96	1,110,643	2,030,895	2,636,737	12,731,140	2.22
Electrical.....	18	203	165	38	446,794	963,830	414,751	8,715,014	1.52
Farm products (not elsewhere specified).....	352	792	751	41	818,037	2,300,302	0,090,687	123,598,353	21.53
Farm supplies (except machinery and equipment).....	44	354	318	36	537,007	1,130,769	533,051	15,370,141	2.68
Food products (not elsewhere specified).....	209	1,914	1,748	166	2,027,759	5,849,328	1,808,645	50,070,441	8.83
Forest products (except lumber).....	21	173	167	6	70,073	131,560	300,838	1,004,278	.28
Furniture and house furnishings.....	11	648	608	40	746,140	1,155,893	631,900	3,906,207	.68
General merchandise.....	3	(x)	(x)	(x)	(x)	(x)	(x)	(x)	(x)
Groceries and food specialties.....	260	2,330	1,989	341	3,521,038	7,269,473	7,732,703	86,861,483	15.65
Hardware.....	18	613	530	83	958,094	1,775,224	2,801,237	10,233,814	1.78
Iron and steel scrap and other waste materials.....	33	349	325	24	286,578	545,300	301,503	3,097,636	.53
Jewelry and optical goods.....	6	33	28	5	43,736	77,661	110,476	462,052	.07
Leather and leather goods (except gloves and shoes).....	3	12	11	1	20,831	46,062	50,483	285,520	.05
Lumber and building materials (other than metal).....	61	899	737	162	1,073,327	3,700,434	1,001,124	48,909,283	8.52
Machinery, equipment, and supplies (except electrical).....	88	760	652	108	1,616,481	2,822,790	2,318,645	17,260,311	3.01
Metals and minerals (except petroleum and scrap).....	36	201	230	71	712,172	1,340,039	4,812,285	75,320,347	13.12
Paper and paper products.....	17	260	244	16	423,761	600,802	684,860	3,260,724	.57
Petroleum and petroleum products.....	356	1,308	1,320	69	3,525,214	6,317,397	3,211,351	48,873,660	8.51
Plumbing and heating equipment and supplies.....	14	438	390	30	670,428	1,194,803	540,329	4,731,687	.82
Tobacco and tobacco products (except leaf).....	13	155	138	17	320,151	601,605	300,334	12,455,790	2.17
All other.....	15	760	698	162	1,346,798	2,001,317	2,067,454	12,957,382	2.26

TABLE 2.—WHOLESALE ONLY, BY KIND OF BUSINESS

[An (x) indicates that the amount must be withheld to avoid disclosure of individual operations, but it is included in the totals]

KIND OF BUSINESS (Establishments classified by major lines of merchandise)	Number of establishments	NUMBER OF EMPLOYEES (proprietors not included)			SALARIES AND WAGES	TOTAL EXPENSES (including salaries and wages)	STOCKS ON HAND, END OF YEAR (at cost)	NET SALES		CREDIT SALES ¹ (see text, p. 50)		SALES TO ULTIMATE CONSUMERS (at retail)	SALES TO INDUSTRIAL CONSUMERS
		Total	Male	Female				Amount	Per cent of total	Amount	Per cent of net sales		

THE STATE (pop. 2,646,248)

Total.....	785	9,050	7,945	1,105	\$14,927,370	\$28,571,888	\$27,262,072	\$275,068,354	100.00	\$147,409,243	53.59	\$3,088,705	\$31,417,924
Types of wholesalers:													
Service wholesalers.....	747	8,550	7,511	1,048	14,125,177	27,063,108	25,051,712	201,714,848	95.14	138,158,117	52.70	3,078,700	26,625,916
Exporters.....	18	(x)	(x)	(x)	(x)	(x)	(x)	(x)	(x)	(x)	(x)	(x)	(x)
Importers.....	2	(x)	(x)	(x)	(x)	(x)	(x)	(x)	(x)	(x)	(x)	(x)	(x)
Wholesale merchants.....	727	8,305	7,278	1,027	13,728,309	26,253,638	24,554,326	241,061,004	87.03	133,058,517	55.20	3,078,735	26,117,412
Limited function wholesalers:													
Cash and carry.....	16	149	130	19	206,661	384,898	206,290	6,281,305	2.28	4,137,410	65.87		683,014
Drop shippers.....	8	45	43	5	71,212	165,043	255,780	2,142,659	.78	72,860	3.40		
Wagon distributors.....	4	91	78	13	125,477	216,463	8,287	4,003,800	1.48	4,003,800	100.00		683,014
	4	10	9	1	9,972	13,392	2,214	74,756	.03	660	.88		
Supply and machinery distributors.....	22	342	304	38	505,532	1,123,882	1,344,070	7,092,201	2.58	5,113,716	72.10	9,945	4,208,994
Amusement and sporting goods.....	1	(x)	(x)	(x)	(x)	(x)	(x)	(x)	(x)				
Automotive.....	20	198	178	20	297,421	639,007	527,195	2,926,974	1.06	1,460,660	49.00	284,895	2,800
Automobiles and other motor vehicles.....	3	44	40	4	69,463	109,258	107,350	872,404	.32	471,991	54.10	117,390	
Automotive equipment.....	13	137	121	16	209,441	405,237	316,169	1,894,436	.69	873,836	46.13	117,505	2,600
Automobile parts (new and used).....	4	(x)	(x)	(x)	(x)	(x)	(x)	(x)	(x)	(x)	(x)	(x)	(x)
Chemicals, drugs, and allied products.....	16	453	377	76	826,250	1,685,953	2,576,349	14,732,201	5.35	5,381,324	38.63	144,894	442,615
Chemicals.....	4	66	49	17	100,622	284,820	669,804	6,306,520	2.33	4,000	.00		310,423
Drugs and drug sundries (general line).....	8	(x)	(x)	(x)	(x)	(x)	(x)	(x)	(x)	(x)	(x)	(x)	(x)
Drugs and drug sundries (specialty).....	2	(x)	(x)	(x)	(x)	(x)	(x)	(x)	(x)	(x)	(x)	(x)	(x)
Paints, varnishes, lacquers, and enamels.....	2	(x)	(x)	(x)	(x)	(x)	(x)	(x)	(x)	(x)	(x)	(x)	(x)
Dry goods and apparel.....	44	481	394	87	1,066,313	1,967,253	2,598,737	12,566,628	4.50	10,092,466	81.61	59,361	1,800
Clothing and furnishings (other than millinery and footwear).....	10	62	46	16	110,872	212,025	234,806	1,300,538	.47	838,801	64.50		
Dry goods (general line).....	27	379	313	66	895,427	1,580,345	2,112,010	9,812,441	3.57	8,541,423	87.05	53,361	100
Dry goods (specialty, other than specified).....	2	(x)	(x)	(x)	(x)	(x)	(x)	(x)	(x)	(x)	(x)	(x)	(x)
Millinery and millinery supplies.....	1	(x)	(x)	(x)	(x)	(x)	(x)	(x)	(x)	(x)	(x)	(x)	(x)
Shoe goods.....	2	(x)	(x)	(x)	(x)	(x)	(x)	(x)	(x)	(x)	(x)	(x)	(x)
Shoes and other footwear.....	2	(x)	(x)	(x)	(x)	(x)	(x)	(x)	(x)	(x)	(x)	(x)	(x)

See footnotes at the end of table!

CENSUS OF DISTRIBUTION

TABLE 2.—WHOLESALE ONLY, BY KIND OF BUSINESS—Continued

[An (x) indicates that the amount must be withheld to avoid disclosure of individual operations, but it is included in the totals]

KIND OF BUSINESS (Establishments classified by major lines of merchandise)	Number of establishments	NUMBER OF EMPLOYEES (proprietors not included)			SALARIES AND WAGES	TOTAL EXPENSES (including salaries and wages)	STOCKS ON HAND, END OF YEAR (at cost)	NET SALES		CREDIT SALES ¹ (see text, p. 50)		SALES TO ULTIMATE CONSUMERS (at retail)	SALES TO INDUSTRIAL CONSUMERS
		Total	Male	Female				Amount	Per cent of total	Amount	Per cent of net sales		
THE STATE—Continued													
Electrical.....	10	163	184	29	\$335,755	\$782,058	\$406,539	\$4,661,912	1.69	\$2,069,180	57.25	\$207,640	\$496,400
Electrical goods, including appliances.....	4	118	97	21	283,001	668,913	324,251	3,905,066	1.42	2,339,860	59.92	207,640	470,400
Electrical equipment and supplies.....	2	(x)	(x)	(x)	(x)	(x)	(x)	(x)	(x)	(x)	(x)	(x)	(x)
Radios and radio equipment.....	4	30	24	0	22,154	62,513	62,950	589,247	.21	204,300	34.67		
Farm products (not elsewhere specified).....	68	288	272	16	403,053	1,178,470	2,421,350	44,872,448	16.31	800,538	1.78	111,563	7,090,642
Cotton ²	28	210	196	14	321,057	931,758	2,292,472	42,828,392	15.67	100,700	.45		6,799,095
Hides, skins, and furs.....	4	22	20	2	27,526	58,901	55,383	598,168	.22	201,360	33.66	563	225,647
Horses and mules.....	14	30	30		30,720	124,878	54,570	767,160	.28	233,666	30.46	30,000	65,000
Horses and mules.....	11	26	26		20,826	103,824	38,031	521,825		224,666		30,000	65,000
Mules.....	3	4	4		3,900	21,054	16,548	245,335		9,000			
Livestock (other than horses and mules).....	12	26	26		23,745	62,873	18,916	678,738	.24	174,822	25.76	81,000	
Cattle.....	4	1	1		728	2,929	380	35,190		800		81,000	
Livestock (general line).....	8	25	25		23,017	59,944	18,536	643,548		174,022			
Farm supplies (except machinery and equipment).....	29	229	210	19	339,549	699,567	340,136	8,360,819	3.04	4,871,548	58.27	188,000	395,629
Farm supplies, except feed and fertilizer.....	2	(x)	(x)	(x)	(x)	(x)	(x)	(x)		(x)		(x)	
Feed.....	20	189	175	14	265,262	529,493	327,411	6,755,987	2.46	4,516,521	66.85	133,000	395,629
Feed (exclusively) ⁴	5	28	27	1	23,453	73,807	47,376	875,044		520,623			
Hay, grain, and feed.....	16	161	148	13	241,809	452,696	280,035	5,880,343		3,095,898		133,000	395,629
Fertilizer and fertilizer materials.....	7	34	31	3	68,947	157,664	226	1,430,832	.52	247,825	17.25		
Food products (not elsewhere specified).....	128	1,092	1,014	78	1,814,836	3,484,831	704,876	20,008,675	7.27	10,617,638	53.07	16,100	
Confectionery and soft drinks.....	25	145	135	10	224,727	363,590	181,214	1,960,860	.71	441,176	22.50		
Confectionery.....	12	61	56	6	115,098	179,466	174,889	1,164,392		369,044			
Soft drinks.....	13	84	79	5	109,629	184,124	6,325	796,477		72,132			
Dairy products.....	15	308	290	18	480,368	1,040,598	19,252	3,030,985	1.10	1,501,407	49.54	14,600	
Cheese.....	1	(x)	(x)	(x)	(x)	(x)	(x)	(x)		(x)		(x)	
Dairy products (general line) ⁵	12	293	276	17	471,013	953,692	19,025	2,820,736		1,389,795		14,600	
Ice cream.....	2	(x)	(x)	(x)	(x)	(x)	(x)	(x)		(x)		(x)	
Poultry and poultry products.....	3	7	6	1	7,930	21,030	2,094	237,155	.09	16,700	7.04		
Fish and sea foods.....	6	17	17		23,537	49,908	2,086	258,798	.09	48,911	18.90	1,500	
Fruits and vegetables (fresh).....	60	475	444	31	606,451	1,288,102	386,427	10,671,021	3.88	6,568,156	61.55		
Fruits and vegetables (general line).....	54	430	402	28	555,685	1,180,413	359,137	9,981,212		6,035,941			
Produce ⁶	6	45	42	3	50,766	107,689	27,290	689,809		533,115			
Meats and meat products.....	19	140	122	18	471,823	721,013	113,502	3,840,847	1.40	2,041,285	53.02		
Meats (fresh).....	10	38	32	6	285,674	348,369	27,767	598,379		428,950			
Meats and meat products (general line).....	3	25	24	1	27,022	58,710	8,590	229,281		185,149			
Meats and provisions.....	6	77	66	11	158,827	313,934	77,145	3,022,187		1,427,189			
Forest products (except lumber).....	20	170	164	6	68,825	129,474	309,898	1,572,593	.57	832,407	52.93		842,027
Furniture and house furnishings.....	7	182	184	28	247,456	590,891	570,461	2,331,213	.85	1,428,613	61.28	228,110	
General merchandise.....	2	(x)	(x)	(x)	(x)	(x)	(x)	(x)		(x)		(x)	
Groceries and food specialties.....	189	1,739	1,544	195	2,770,201	5,439,170	6,450,656	64,428,611	23.42	33,781,548	52.43	448,814	
Groceries (general line).....	159	1,449	1,306	143	2,285,009	4,471,481	6,052,275	56,741,895	20.63	28,480,360	50.10	307,634	
Food and grocery specialties.....	30	290	238	52	485,192	967,689	398,381	7,686,716	2.79	5,301,188	68.97	51,280	
Bakery products.....	5	(x)	(x)	(x)	(x)	(x)	(x)	(x)		(x)		(x)	
Canned goods (general line).....	1	(x)	(x)	(x)	(x)	(x)	(x)	(x)		(x)		(x)	
Coffee.....	3	49	20	23	91,941	197,119	60,965	996,402		800,995			
Flour.....	7	46	41	5	74,027	140,001	55,784	1,340,355		1,072,342		12,000	
Flour and feed.....	5	77	72	5	98,713	230,008	181,046	2,112,931		1,177,928			
Sugar.....	3	38	38		67,185	142,048	35,084	1,934,659		1,895,379		39,280	
Other food and grocery specialties.....	6	27	16	11	36,626	60,977	27,798	470,599		301,684			
Hardware.....	17	612	529	83	955,694	1,769,064	2,861,237	10,203,966	3.71	8,832,615	86.56	1,081,193	1,147,000
Iron and steel scrap and other waste materials.....	33	349	325	24	266,578	545,390	301,693	3,087,536	1.12	754,766	24.60	618	1,731,371
Iron and steel scrap.....	8	100	94	6	66,682	155,716	100,276	1,211,320	.44	583,884	48.20		500,521
Junk and scrap.....	25	249	231	18	219,896	389,674	201,227	1,856,216	.68	170,882	9.21	618	1,140,850
Jewelry and optical goods.....	3	15	18	2	14,297	30,928	99,665	304,878	.11	166,850	54.56		
Leather and leather goods (except gloves and shoes).....	3	12	11	1	20,831	48,962	59,483	265,529	.10	210,470	73.71		82,018
Lumber and building materials (other than metal).....	71	765	633	132	1,644,726	2,976,610	852,807	40,928,927	14.88	32,898,619	80.38	28,500	5,598,094
Construction and building materials (other than metal and wood).....	12	200	175	25	410,971	852,403	370,505	3,910,533	1.42	2,049,733	75.43	28,500	856,898
Lumber and millwork.....	59	565	458	107	1,233,755	2,124,207	452,102	37,016,464	13.46	29,048,886	80.01		4,741,106
Lumber.....	56	543	439	104	1,215,008	2,079,893	452,102	36,111,962		29,175,395			4,352,046
Lumber and millwork.....	3	(x)	(x)	(x)	(x)	(x)	(x)	(x)		(x)		(x)	
Millwork.....	1	(x)	(x)	(x)	(x)	(x)	(x)	(x)		(x)		(x)	

See footnotes at the end of table.

CENSUS OF DISTRIBUTION

TABLE 10.—EMPLOYEES ENGAGED IN WHOLESALE TRADE, BY KIND OF BUSINESS—Continued

[An (x) indicates that the amount must be withheld to avoid disclosure of individual operations, but it is included in the totals]

KIND OF BUSINESS (Establishments classified by major lines of merchandise)	Number of establishments	Number of proprietors and firm members	TOTAL PAID EMPLOYEES ¹ (proprietors not included)				SALESMEN ²		EXECUTIVES ²		ALL OTHER EMPLOYEES		TOTAL EMPLOYEES ON SPECIFIED DATES			
			Number of employees			Salaries and wages	Number	Salaries	Number	Salaries	Number	Salaries	Apr. 15	July 15	Oct. 15	Dec. 15
			Total	Male	Female											
Paper and paper products.....	17	1	260	244	16	\$423,761	53	\$152,121	18	\$54,320	180	\$217,320	250	250	250	250
Paper and paper products (general line).....	9	1	225	214	11	363,208	44	129,744	12	30,220	160	194,334	215	225	225	225
Paper and paper products (specialty, other than specified).....	4		17	15	2	39,710	4	16,650	3	9,900	10	13,160	16	16	16	16
Stationery and stationery supplies.....	4		18	15	3	20,753	5	5,727	3	5,200	10	9,826	19	18	18	18
Petroleum and petroleum products.....	386	26	1,398	1,329	69	3,625,214	267	738,835	30	142,722	1,101	2,643,657	1,345	1,306	1,309	1,386
Plumbing and heating equipment and supplies.....	14	3	438	390	39	670,428	64	168,071	14	54,848	300	447,509	433	436	445	433
Plumbing equipment and supplies.....	11	2	326	291	35	522,195	49	124,588	14	54,848	263	342,759	321	327	335	324
Heating equipment and supplies.....	3	1	112	108	4	148,233	15	43,483			97	104,760	112	100	110	109
Tobacco and tobacco products (except leaf).....	13	5	155	138	17	329,151	87	204,596	11	46,480	57	78,075	157	156	153	152
All other.....	15	4	760	598	162	1,346,798	153	406,520	11	114,100	596	826,178	770	750	784	760

¹ Establishments in most cases reported average number employees on payroll during year 1929, thus figures may not agree with total on specified dates.
² Employees not classified on automobile schedules or for establishments in towns and cities under 10,000 population, but are included in total.

TABLE 11.—CLASSIFICATION OF WHOLESALE MERCHANTS¹ ACCORDING TO NET SALES, BY KIND OF BUSINESS

[An (x) indicates that the amount must be withheld to avoid disclosure of individual operations, but it is included in the totals]

[Net sales and expenses expressed in thousands of dollars]

VOLUME ANALYSIS

NET SALES GROUPS	Number of establishments	Net sales	Total expenses	NET SALES GROUPS			Number of establishments	Net sales	Total expenses
				\$200,000 to \$299,999.....	\$300,000 to \$399,999.....	\$400,000 to \$499,999.....			
The State.....	751	\$248,226	\$27,427				90	\$22,110	\$2,605
Under \$25,000.....	122	1,341	402	\$200,000 to \$299,999.....			50	20,540	2,513
\$25,000 to \$49,999.....	66	2,371	423	\$300,000 to \$399,999.....			41	18,220	2,412
\$50,000 to \$99,999.....	113	8,153	1,497	\$400,000 to \$499,999.....			70	48,311	5,582
\$100,000 to \$199,999.....	135	19,845	2,540	\$1,000,000 and over.....			55	107,326	9,351

KIND OF BUSINESS (Establishments classified by major lines of merchandise)	TOTAL			UNDER \$100,000			\$100,000 TO \$999,999			\$1,000,000 AND OVER		
	Number of establishments	Net sales	Total expenses	Number of establishments	Net sales	Total expenses	Number of establishments	Net sales	Total expenses	Number of establishments	Net sales	Total expenses
The State.....	751	\$248,226	\$27,427	301	\$11,865	\$2,322	325	\$80,724	\$10,169	125	\$155,637	\$14,933
Amusement and sporting goods.....	1	(x)	(x)	1	(x)	(x)						
Automotive.....	20	2,927	639	10	414	109	10	2,513	530			
Chemicals, drugs, and allied products.....	16	14,732	1,686	4	251	69	8	2,211	455	4	12,270	1,162
Dry goods and apparel.....	44	12,367	1,957	11	521	108	26	6,054	966	7	5,792	883
Electrical.....	10	4,662	782	3	87	11	4	687	105	3	3,988	666
Farm products (not elsewhere specified).....	51	31,710	888	25	911	132	14	3,153	248	12	27,646	508
Farm supplies (except machinery and equipment).....	29	8,361	700	9	371	66	15	2,973	278	5	5,017	359
Food products (not elsewhere specified).....	125	10,947	3,473	71	2,920	632	46	10,998	1,365	8	6,029	976
Forest products (except lumber).....	18	1,010	116	17	100	43				1	(x)	(x)
Furniture and house furnishings.....	7	2,331	590	2	(x)	(x)	4	1,310	355	1	(x)	(x)
General merchandise.....	2	(x)	(x)	1	(x)	(x)				1	(x)	(x)
Groceries and food specialties.....	180	62,274	5,281	39	1,837	283	100	26,426	1,912	41	34,011	3,086
Hardware.....	17	10,204	1,769	3	71	13	6	1,775	301	8	8,358	1,455
Iron and steel scrap and other waste materials.....	33	3,067	546	24	370	101	7	1,660	292	2	(x)	(x)
Jewelry and optical goods.....	3	305	31	1	(x)	(x)	2	(x)	(x)			
Leather and leather goods (except gloves and shoes).....	3	286	47	3	286	47						
Lumber and building materials (other than metal).....	58	30,008	2,304	14	710	142	29	8,009	891	15	21,287	1,271
Machinery, equipment, and supplies (except electrical).....	41	9,233	1,655	23	950	225	14	3,311	592	4	4,972	738
Metals and minerals (except petroleum and scrap).....	11	3,911	241	3	232	27	5	1,293	104	3	2,386	110
Paper and paper products.....	13	3,145	640	6	344	80	0	1,651	284	1	(x)	(x)
Petroleum and petroleum products.....	40	5,777	909	24	914	141	15	2,779	499	1	(x)	(x)
Plumbing and heating equipment and supplies.....	8	3,163	918	2	(x)	(x)	4	871	240	2	(x)	(x)
Tobacco and tobacco products (except leaf).....	10	6,151	422	2	(x)	(x)	5	1,338	72	3	4,627	337
All other.....	11	11,924	1,814	3	123	20	5	1,413	160	3	10,388	1,634

¹ For the purposes of this tabulation the term wholesale merchants is used to cover importers, cooperative buying associations, supply and machinery distributors, and wholesale merchants (including jobbers and semijobbers). It is not synonymous with "Wholesalers only."

CENSUS OF DISTRIBUTION

TABLE 2.—WHOLESALEERS ONLY, BY KIND OF BUSINESS—Continued

[In (x) indicates that the amount must be withheld to avoid disclosure of individual operations, but it is included in the totals]

KIND OF BUSINESS (Establishments classified by major lines of merchandise)	Number of establishments	NUMBER OF EMPLOYEES (proprietors not included)			SALARIES AND WAGES	TOTAL EXPENSES (including salaries and wages)	STOCKS ON HAND, END OF YEAR (at cost)	NET SALES		CREDIT SALES ¹ (see text, p. 50)		SALES TO ULTIMATE CONSUMERS (at retail)	SALES TO INDUSTRIAL CONSUMERS
		Total	Male	Female				Amount	Per cent of total	Amount	Per cent of net sales		
BIRMINGHAM—Continued													
Groceries and food specialties.....	43	453	379	74	\$792,952	\$1,563,899	\$1,274,229	\$15,828,177	15.00	\$6,228,393	39.35	\$12,000	
Groceries (general line).....	32	286	246	40	537,517	1,017,053	1,017,468	10,963,139	10.80	2,862,563	26.11		
Food and grocery specialties.....	11	167	133	34	255,435	546,846	256,761	4,865,038	4.80	3,365,830	69.18	12,000	
Hardware.....	2	(x)	(x)	(x)	(x)	(x)	(x)	(x)	(x)	(x)	(x)	(x)	
Iron and steel scrap and other waste materials.....	12	178	159	19	111,792	272,792	155,424	1,623,532	1.60	315,434	19.43		\$016,062
Jewelry and optical goods.....	3	(x)	(x)	(x)	(x)	(x)	(x)	(x)	(x)	(x)	(x)		
Leather and leather goods (except gloves and shoes).....	2	(x)	(x)	(x)	(x)	(x)	(x)	(x)	(x)	(x)	(x)		(x)
Lumber and building materials (other than metal).....	20	331	280	51	679,328	1,279,369	336,299	18,860,867	18.59	15,617,073	82.80		2,548,621
Construction and building materials (other than metal and wood).....	7	122	108	14	257,388	540,131	276,299	2,779,660	2.74	1,951,377	70.20		313,269
Lumber and millwork.....	19	209	172	37	421,940	739,237	60,000	16,081,207	15.85	13,665,696	84.98		2,235,355
Machinery, equipment, and supplies (except electrical).....	25	303	257	46	509,079	1,056,532	877,879	5,742,635	5.66	4,853,431	84.52	7,026	3,143,033
Commercial equipment and supplies.....	3	8	7	1	6,367	12,792	5,900	55,254	.05	21,416	38.76		
Construction equipment and supplies.....	1	(x)	(x)	(x)	(x)	(x)	(x)	(x)	(x)	(x)	(x)		
Farm machinery and equipment.....	1	(x)	(x)	(x)	(x)	(x)	(x)	(x)	(x)	(x)	(x)		
Manufacturing, mining, and drilling machinery, equipment and supplies.....	8	173	153	20	336,389	679,553	531,094	3,567,278	3.52	2,986,215	83.71	6,025	3,119,764
Professional equipment and supplies.....	2	(x)	(x)	(x)	(x)	(x)	(x)	(x)	(x)	(x)	(x)		
Service equipment and supplies.....	10	63	51	12	100,032	219,033	153,633	997,012	.98	753,704	75.53	1,000	23,269
Metals and minerals (except petroleum and scrap).....	7	30	28	11	87,022	181,455	124,343	2,996,022	2.95	2,509,834	83.76	1,200	1,794,490
Paper and paper products.....	8	213	206	7	356,926	557,594	479,034	2,846,778	2.81	2,403,547	84.43		40,500
Petroleum and petroleum products.....	3	157	140	11	249,779	472,479	358,155	2,437,421	2.40	577,971	23.71		245,042
Plumbing and heating equipment and supplies.....	5	231	238	23	306,080	707,315	352,671	2,478,146	2.44	2,420,845	97.60		772,314
Tobacco and tobacco products (except leaf).....	5	(x)	(x)	(x)	(x)	(x)	(x)	(x)	(x)	(x)	(x)		(x)
All other.....	5	564	430	134	952,739	1,394,583	1,958,520	8,042,871	8.52	7,902,699	91.44	125,035	4,758,257

¹ Credit sales are not completely comparable to net sales in some kind of business classifications since certain establishments did not answer this inquiry, and also what constituted credit sales for census purposes was, in some few instances, interpreted differently by reporting companies.

² Includes 1 cooperative buying association.

³ Includes 1 establishment in grain (general line).

⁴ Includes 1 establishment in feed and fertilizer.

⁵ Includes 3 establishments in milk and cream.

⁶ Includes 1 establishment in fruits and 1 in vegetables.

⁷ Includes 2 exporters and 1 importer.

⁸ Includes 1 establishment in millinery and millinery supplies.

⁹ Includes 1 establishment in electrical equipment and supplies.

WHOLESALE DISTRIBUTION—ALABAMA: 1929

141

TABLE 3.—WHOLESALE TRADE, BY KIND OF BUSINESS

[An (x) indicates that the amount must be withheld to avoid disclosure of individual operations, but it is included in the totals]

KIND OF BUSINESS (Establishments classified by major lines of merchandise)	Number of estab- lish- ments	NUMBER OF EMPLOYEES (proprietors not included)			SALARIES AND WAGES	TOTAL EXPENSES (including salaries and wages)	STOCKS ON HAND, END OF YEAR (at cost)	NET SALES		CREDIT SALES	SALES TO ULTIMATE CON- SUMERS (at retail)	SALES TO INDUSTRIAL CONSUMERS
		Total	Male	Female				Amount	Per cent of total			
THE STATE												
Total.....	1,743	13,733	12,094	1,639	\$23,950,325	\$45,630,993	\$44,603,214	\$574,145,187	100.00	\$286,854,227	\$3,464,380	\$108,771,612
Wholesalers only.....	785	0,050	7,945	1,105	14,927,370	28,571,888	27,262,072	275,088,354	47.91	147,409,243	3,088,705	31,417,924
Assemblers and country buyers.....	323	085	602	83	303,012	998,220	3,303,203	54,558,419	9.50	435,222		320,592
All other types of wholesale estab- lishments.....	635	3,008	3,547	451	8,320,943	16,060,885	13,977,939	244,498,414	42.50	139,009,762	375,075	77,033,096
Amusement and sporting goods.....	1	(x)	(x)	(x)	(x)	(x)	(x)	(x)	(x)			
Automotive.....	27	282	249	33	545,074	1,150,988	1,053,213	7,595,919	1.32	5,961,868	234,895	21,225
Automobiles and other motor vehicles.....	3	44	40	4	69,463	199,258	167,350	872,464	.15	471,901	117,300	
Automotive equipment.....	14	144	127	17	221,943	427,573	350,980	1,991,401	.35	873,836	117,505	2,600
Automobile accessories.....	6	76	65	11	102,741	258,412	208,920	1,108,759		558,288	87,793	
Automotive equipment (general line).....	8	68	62	6	119,202	169,161	142,060	882,642		315,548	20,712	2,600
Automobile parts, new and used.....	5	17	17		23,197	45,288	49,158	178,469	.03	133,228		18,395
Tires and tubes.....	5	77	65	12	230,471	478,969	486,725	4,553,585	.70	4,482,813		230
Chemicals, drugs, and allied products.....	31	548	457	91	1,100,086	2,517,241	2,742,408	21,537,493	3.75	11,807,388	216,782	2,967,382
Chemicals.....	11	126	102	24	302,746	610,057	809,983	11,399,452	1.98	4,479,731	61,188	2,771,332
Chemicals, industrial.....	5	27	24	3	83,228	143,071	46,440	1,231,990		615,855	61,188	925,097
Explosives.....	3	39	33	6	128,048	214,319	114,958	3,417,817		3,417,817		1,059,183
Naval stores.....	3	60	45	15	90,870	252,067	648,585	6,746,705		446,029		756,452
Drugs and drug sundries (general line).....	9	309	250	59	599,900	1,146,480	1,608,110	7,486,212	1.30	4,543,806	79,058	2,000
Drugs and drug sundries (specialty).....	7	36	20	10	61,170	97,215	160,907	676,760	.12	646,313		3,000
Paints, varnishes, lacquers, and enamels.....	3	(x)	(x)	(x)	(x)	(x)	(x)	(x)	(x)	(x)	(x)	(x)
Toilet articles and preparations.....	1	(x)	(x)	(x)	(x)	(x)	(x)	(x)	(x)	(x)	(x)	(x)
Dry goods and apparel.....	46	505	409	96	1,118,643	2,030,895	2,639,737	12,731,140	2.22	10,105,372	59,381	1,800
Clothing and furnishings (other than mil- linery and footwear).....	10	62	46	16	110,872	212,025	234,896	1,300,538	.23	838,801		
Dry goods (general line).....	28	389	318	71	870,427	1,594,345	2,167,010	10,012,441	1.74	8,541,423	53,381	100
Dry goods, specialty, other than specified (knit goods).....	2	(x)	(x)	(x)	(x)	(x)	(x)	(x)	(x)	(x)		
Millinery and millinery supplies.....	2	(x)	(x)	(x)	(x)	(x)	(x)	(x)	(x)	(x)		
Piece goods.....	2	(x)	(x)	(x)	(x)	(x)	(x)	(x)	(x)	(x)	(x)	
Shoes and other footwear.....	2	(x)	(x)	(x)	(x)	(x)	(x)	(x)	(x)	(x)	(x)	
Electrical.....	18	203	165	38	445,794	963,830	414,751	8,715,614	1.52	6,537,369	207,640	3,980,336
Electrical goods, including appliances, electrical merchandise (general line).....	8	154	124	30	377,983	829,016	326,150	7,647,104	1.33	6,136,544	207,640	3,079,297
Electrical equipment and supplies.....	6	19	17	2	46,657	72,301	25,651	479,263	.09	196,525		301,039
Batteries.....	1	(x)	(x)	(x)	(x)	(x)	(x)	(x)				
Electrical equipment and supplies (gen- eral line).....	2	(x)	(x)	(x)	(x)	(x)	(x)	(x)				(x)
Motors and generators.....	3	3	3		10,257	13,375		283,614		71,525		281,039
Radios and radio equipment.....	4	30	24	6	22,154	62,513	62,950	589,247	.10	204,300		
Farm products (not elsewhere specified).....	352	792	751	41	818,937	2,300,392	6,980,687	123,598,353	21.53	1,216,403	111,563	13,426,598
Cotton.....	180	495	468	27	607,387	1,803,721	6,610,514	112,837,752	19.65	147,118		12,955,861
Cotton.....	159	427	400	27	573,301	1,738,157	6,490,774	108,798,381		135,911		12,955,861
Cotton and cottonseed.....	21	68	68		34,886	65,564	119,740	4,039,371		11,157		
Grain (general line).....	4	7	5	2	24,504	42,244	6,000	1,081,995	.20	55,000		52,000
Hides, skins, and furs.....	5	23	21	2	27,705	59,516	75,383	678,158	.12	295,350	563	225,647
Horses and mules.....	14	30	30		30,726	124,878	54,579	767,160	.14	233,666	30,000	65,000
Horses and mules.....	11	26	26		29,826	103,824	38,031	521,825		224,666		65,000
Mules.....	3	4	4		3,900	21,054	16,548	245,335		9,000	30,000	
Live stock (other than horses and mules).....	68	93	93		42,219	104,196	84,122	1,696,702	.30	221,522	81,000	
Cattle.....	13	25	25		1,365	9,214	9,636	77,000		3,500		
Hogs.....	10	12	12		795	1,787	37,650	430,951				
Live stock (general line).....	45	56	56		40,059	93,195	36,886	1,187,861		218,022	81,000	
Other farm products.....	81	144	134	10	85,496	165,937	160,089	5,936,586	1.03	353,747		128,000
Cottonseed.....	51	82	78	4	40,476	74,729	80,527	1,258,612		10,000		128,000
Cotton, cottonseed, and fertilizer.....	27	60	54	6	44,420	89,998	77,428	4,547,401		341,427		
Farm products (not elsewhere specified).....	3	2	2		600	1,110	2,134	130,573		2,320		
Farm supplies (except machinery and equipment).....	44	354	318	36	537,907	1,130,769	533,951	15,376,141	2.68	5,564,869	188,000	395,629
Farm supplies, except feed and fertilizer (seeds).....	2	(x)	(x)	(x)	(x)	(x)	(x)	(x)	(x)	(x)	(x)	
Feed.....	28	205	186	19	280,255	571,889	332,622	8,020,151	1.40	4,526,521	133,000	395,629
Feed (exclusively).....	7	(x)	(x)	(x)	(x)	(x)	(x)	(x)		(x)		
Feed and fertilizer.....	1	(x)	(x)		(x)	(x)	(x)	(x)		(x)		
Hay, grain, and feed.....	20	166	150	16	246,016	493,409	250,035	6,658,527		4,015,898	133,000	395,629
Fertilizer and fertilizer materials.....	14	143	128	15	251,412	546,380	188,829	7,187,990	1.25	921,168		

See footnotes at the end of table.

CENSUS OF DISTRIBUTION

TABLE 3.—WHOLESALE TRADE, BY KIND OF BUSINESS—Continued

[An (x) indicates that the amount must be withheld to avoid disclosure of individual operations, but it is included in the totals]

KIND OF BUSINESS (Establishments classified by major lines of merchandise)	Number of estab- lish- ments	NUMBER OF EMPLOYEES (proprietors not included)			SALARIES AND WAGES	TOTAL EXPENSES (including salaries and wages)	STOCKS ON HAND, END OF YEAR (at cost)	NET SALES		CREDIT SALES	SALES TO ULTIMATE CON- SUMERS (at retail)	SALES TO INDUSTRIAL CONSUMERS
		Total	Male	Female				Amount	Per cent of total			
THE STATE—Continued												
Food products (not elsewhere specified).....	209	1,914	1,749	166	\$2,927,759	\$5,849,328	\$1,808,545	\$50,670,441	8.88	\$26,284,047	\$16,100	
Confectionery and soft drinks.....	28	154	142	12	230,533	404,826	184,210	2,213,639	.39	483,850		
Confectionery.....	14	69	62	7	129,604	219,772	177,685	1,404,182		411,718		
Soft drinks.....	14	85	80	5	100,929	185,054	6,525	809,477		72,132		
Dairy products.....	18	332	307	25	517,231	1,115,006	30,613	3,413,381	.69	1,541,660	14,000	
Butter.....	2	(x)	(x)	(x)	(x)	(x)	(x)	(x)		(x)		
Cheese.....	1	(x)	(x)	(x)	(x)	(x)	(x)	(x)		(x)		
Dairy products (general line).....	9	267	253	14	448,078	905,401	18,108	2,073,281		1,344,903	10,950	
Ice cream.....	2	(x)	(x)	(x)	(x)	(x)	(x)	(x)		(x)		
Milk and cream.....	4	33	29	4	43,203	75,236	3,917	224,052		85,145	3,050	
Poultry and poultry products.....	14	21	19	2	20,399	135,064	9,300	982,608	.17	30,907		
Dairy and poultry products.....	6	2			1,500	2,465	268	102,793	.02	7,000		
Fish and sea foods.....	6	17	17		23,537	40,998	2,089	265,798	.05	48,911	1,500	
Fruits and vegetables (fresh).....	94	602	553	49	705,461	1,466,752	417,280	14,354,988	2.50	7,058,746		
Fruits.....	5	17	16	1	13,919	20,078	2,500	100,057		3,000		
Fruits and vegetables (general line).....	64	447	416	31	581,112	1,229,056	369,232	11,080,161		6,274,878		
Produce.....	14	70	62	8	76,094	158,638	48,048	2,068,025		890,808		
Vegetables.....	11	68	59	9	34,336	58,080	3,500	1,015,845				
Meats and meat products.....	43	786	708	78	1,414,098	2,674,317	1,164,788	20,344,234	5.11	17,002,073		
Meats (fresh).....	10	38	32	6	285,974	348,309	27,707	508,370		428,950		
Meats and meat products (general line).....	3	25	24	1	27,022	58,710	8,590	229,281		185,149		
Meats and provisions.....	30	723	652	71	1,101,102	2,267,238	1,128,431	28,516,574		10,448,874		
Forest products (except lumber).....	21	173	187	6	70,073	131,560	309,838	1,604,278	.28	851,767		\$842,027
Boxes, shooks, and cooperage (cooperage).....	1	(x)	(x)		(x)	(x)	(x)	(x)	(x)	(x)		
Logs, railroad ties, piles, etc.....	19	(x)	(x)	(x)	(x)	(x)	(x)	(x)	(x)	(x)		(x)
Firewood.....	3	(x)	(x)	(x)	(x)	(x)	(x)	(x)	(x)	(x)		
Logs, piles, and posts.....	10	156	160	6	61,765	117,347	289,203	1,307,534		832,407		810,527
Railroad ties.....	6					510	10,535	45,285				22,500
Other forest products.....	1	(x)	(x)		(x)	(x)		(x)	(x)	(x)		
Furniture and house furnishings.....	11	648	608	40	746,140	1,156,863	831,900	3,908,207	.68	2,980,667	228,110	
Furniture.....	8	127	115	12	169,076	322,694	268,703	1,270,637	.22	1,270,637		
House furnishings.....	5	(x)	(x)	(x)	(x)	(x)	(x)	(x)	(x)	(x)		
Musical instruments and sheet music (musical instruments, accessories, and parts).....	1	(x)	(x)	(x)	(x)	(x)	(x)	(x)	(x)	(x)	(x)	
General merchandise.....	3	(x)	(x)	(x)	(x)	(x)	(x)	(x)	(x)	(x)	(x)	
Groceries and food specialties.....	260	2,380	1,989	341	3,521,038	7,266,473	7,732,793	89,861,483	15.65	37,297,066	448,914	
Groceries (general line).....	192	1,578	1,405	173	2,461,615	4,880,247	6,899,773	74,156,138	12.92	20,423,438	307,034	
Food and grocery specialties.....	68	762	584	168	1,059,423	2,380,226	832,990	15,705,345	2.73	7,873,618	51,280	
Bakery products.....	10	123	112	11	251,887	670,288	99,061	2,200,370		52,860		
Canned goods (general line).....	2	(x)	(x)	(x)	(x)	(x)	(x)	(x)		(x)		
Canned sea food.....	1	(x)	(x)	(x)	(x)	(x)	(x)	(x)		(x)		
Coffee.....	3	49	26	23	91,341	197,119	90,965	996,402		800,905		
Coffee, tea, and spices.....	1	(x)	(x)	(x)	(x)	(x)	(x)	(x)		(x)		
Flour.....	11	63	50	7	85,810	161,547	72,711	1,633,750		1,138,515	12,000	
Flour and feed.....	8	99	91	8	146,033	307,260	191,204	2,572,251		1,631,928		
Sugar.....	4	40	39	1	70,820	153,698	35,084	1,939,782		1,895,379	30,280	
Other food and grocery specialties.....	28	362	249	103	300,437	678,300	120,665	3,810,115		1,550,690		
Hardware.....	18	613	530	83	958,604	1,775,224	2,861,237	10,233,814	1.78	8,862,463	1,081,193	1,147,000
Iron and steel scrap and other waste mate- rials.....	33	349	325	24	288,578	545,390	301,503	3,007,536	.53	754,766	618	1,731,371
Iron and steel scrap.....	8	100	94	6	60,682	155,716	100,276	1,211,320	.21	583,884		590,521
Junk and scrap.....	25	249	231	18	210,896	389,674	201,227	1,850,216	.32	170,882	618	1,140,850
Jewelry and optical goods.....	6	33	28	5	43,736	77,561	110,476	492,052	.07	363,524		
Leather and leather goods (except gloves and shoes).....	3	12	11	1	20,831	46,982	59,483	285,529	.05	210,470		92,016
Lumber and building materials (other than metal).....	91	899	737	162	1,973,327	3,700,434	1,961,124	48,909,283	8.52	39,972,828	28,500	6,601,079
Construction and building materials (other than metal and wood).....	21	300	250	44	668,292	1,450,463	1,314,972	8,082,677	1.41	7,005,829	28,500	1,423,084
Asbestos products.....	1	(x)	(x)	(x)	(x)	(x)	(x)	(x)		(x)		(x)
Brick and tile.....	5	73	68	16	204,951	388,502	909,100	2,504,381		2,182,807		588,260
Cement.....	2	(x)	(x)	(x)	(x)	(x)	(x)	(x)		(x)		(x)
Glass.....	1	(x)	(x)	(x)	(x)	(x)	(x)	(x)		(x)		(x)
Roofing materials (nonmetallic).....	1	(x)	(x)	(x)	(x)	(x)	(x)	(x)		(x)		(x)
Sand, gravel, and crushed stone.....	5	61	52	9	138,149	290,100	10,972	751,985		650,323		(x)
Other building materials.....	6	51	76	5	126,861	255,457	170,457	1,991,570		1,421,342	28,500	530,089
Lumber and millwork.....	70	599	481	118	1,305,035	2,249,971	646,152	40,820,006	7.11	32,966,999		5,177,095
Lumber.....	64	574	461	113	1,274,243	2,101,804	627,392	39,624,450		31,958,374		4,530,451
Lumber and millwork.....	4	(x)	(x)	(x)	(x)	(x)	(x)	(x)		(x)		(x)
Millwork.....	2	(x)	(x)	(x)	(x)	(x)	(x)	(x)		(x)		(x)

See footnotes at the end of table.

WHOLESALE DISTRIBUTION—ALABAMA: 1929

TABLE 3.—WHOLESALE TRADE, BY KIND OF BUSINESS—Continued

An (x) indicates that the amount must be withheld to avoid disclosure of individual operations, but it is included in the totals]

KIND OF BUSINESS (Establishments classified by major lines of merchandise)	Number of estab- lish- ments	NUMBER OF EMPLOYEES (proprietors not included)			SALARIES AND WAGES	TOTAL EXPENSES (including salaries and wages)	STOCKS ON HAND, END OF YEAR (at cost)	NET SALES		CREDIT SALES	SALES TO ULTIMATE CON- SUMERS (at retail)	SALES TO INDUSTRIAL CONSUMERS
		Total	Male	Female				Amount	Per cent of total			
THE STATE—Continued												
Machinery, equipment, and supplies (ex- cept electrical).....	88	760	652	108	\$1,516,481	\$2,822,790	\$2,318,545	\$17,280,311	3.01	\$13,114,392	\$210,398	\$9,567,892
Commercial equipment and supplies.....	13	40	44	5	103,710	137,572	68,863	441,451	.08	215,079	26,287	24,165
Butchers' equipment and supplies.....	1	(x)	(x)	(x)	(x)	(x)	(x)	(x)		(x)		
Hotel and restaurant equipment and supplies.....	1	(x)	(x)	(x)	(x)	(x)	(x)	(x)		(x)		
Office equipment and supplies (other than furniture).....	4	20	18	2	57,526	73,147	41,854	267,108		170,289		
Soda-fountain equipment and supplies.....	1	(x)	(x)		(x)	(x)	(x)	(x)		(x)		
Store equipment and supplies (general line).....	6	10	18	1	38,600	50,241	18,223	97,415		28,590	26,287	24,165
Construction equipment and supplies.....	3	19	17	2	69,323	131,876	22,258	1,043,704	.13	1,039,950		734,950
Farm machinery and equipment.....	3	8	77	7	175,260	313,702	287,563	1,928,128	.32	1,203,368	159,164	
Manufacturing, mining, and drilling machinery, equipment, and supplies ²	43	465	402	63	935,257	1,758,535	1,510,348	11,371,910	1.98	8,415,792	20,025	8,391,400
Machine tools.....	3	28	24	4	70,000	122,130	60,119	600,681		600,129		600,681
Mechanical rubber goods.....	3	31	25	6	79,940	168,002	64,750	745,320		376,571	14,000	391,571
Mill and mine supplies (general line).....	7	42	39	3	86,447	185,787	228,574	1,139,931		601,789		728,738
Other industrial machinery, equip- ment, and supplies.....	24	317	277	40	592,056	1,093,553	1,014,122	7,674,506		5,853,414	6,025	5,792,521
Professional equipment and supplies.....	4	45	32	13	78,025	148,799	148,350	793,554	.14	761,108		4,489
Service equipment and supplies ³	15	72	59	13	115,082	255,260	169,121	1,147,608	.20	896,860	1,000	23,269
Barber and beauty-parlor equip- ment and supplies.....	5	24	20	4	41,761	82,582	59,435	293,024		98,438	1,000	
Transportation equipment and supplies.....	7	26	21	5	39,818	77,040	112,012	633,956	.11	521,695	3,920	389,719
Metals and minerals (except petroleum and scrap).....	36	291	290	61	712,172	1,346,939	4,812,285	75,320,347	13.12	70,605,138	105,538	60,530,278
Coal.....	15	112	85	27	272,671	561,331	4,182	12,119,383	2.11	9,331,765	105,536	8,717,613
Iron and steel (except scrap).....	18	170	138	32	414,721	730,774	4,773,103	62,613,271	10.91	60,885,680		51,464,972
Castings (metal).....	2	(x)	(x)		(x)	(x)	(x)	(x)		(x)		(x)
Iron and steel (except scrap).....	4	(x)	(x)	(x)	(x)	(x)	(x)	(x)		(x)		(x)
Iron and steel products not elsewhere classified.....	12	148	120	28	378,265	657,806	4,773,103	57,581,598		50,099,705		47,052,806
Metals and metal work (other than iron and steel).....	3	9	7	2	24,780	54,834	35,000	587,603	.10	587,603		347,693
Paper and paper products.....	17	260	244	16	423,781	689,892	684,860	3,266,724	.57	2,796,914	1,700	138,826
Paper and paper products (general line).....	9	225	214	11	363,298	564,608	479,382	2,318,021	.49	2,517,001		47,500
Paper and paper products (specialty, other than specified).....	4	17	15	2	39,710	72,585	79,747	377,758	.07	215,800		83,550
Stationery and stationery supplies.....	4	18	15	3	20,753	32,699	25,731	70,345	.01	63,213	1,700	7,876
Petroleum and petroleum products.....	396	1,398	1,329	69	3,525,214	6,317,397	3,211,351	48,873,989	8.51	15,084,685	11,431	405,324
Gasoline and oil.....	27	94	90	4	117,182	321,613	111,617	1,643,180	.20	630,187	11,431	110,000
Gasoline and naphthas.....	3	(x)	(x)		(x)	(x)	(x)	(x)		(x)		(x)
Lubricating oils and greases.....	1	(x)	(x)		(x)	(x)	(x)	(x)		(x)		(x)
Petroleum and petroleum products (gen- eral line).....	355	1,291	1,229	65	3,380,972	5,940,001	3,074,125	46,857,700	8.16	14,324,448		245,324
Plumbing and heating equipment and sup- plies.....	14	438	399	39	670,428	1,194,893	549,329	4,731,587	.82	3,943,273		963,868
Plumbing equipment and supplies.....	11	326	291	35	522,105	986,739	404,657	4,015,867	.70	3,733,273		899,888
Plumbing and heating equipment and supplies (general line).....	8	297	269	28	452,392	854,089	458,778	3,165,027		2,899,861		899,888
Plumbing and mill supplies.....	1	(x)	(x)	(x)	(x)	(x)	(x)	(x)		(x)		
Other plumbing and heating equip- ment and supplies.....	2	(x)	(x)	(x)	(x)	(x)	(x)	(x)		(x)		
Heating equipment and supplies.....	3	112	108	4	148,233	298,064	84,672	715,720	.12	210,000		64,000
Tobacco and tobacco products (except leaf).....	13	155	138	17	329,151	601,065	300,334	12,455,799	2.17	10,961,807	500	48,000
All other ⁴	15	760	598	162	1,346,798	2,001,317	2,657,454	12,957,382	2.28	11,727,043	163,201	5,921,931

BIRMINGHAM

Total.....	423	6,540	5,617	923	\$11,662,818	\$22,116,153	\$19,328,897	\$264,204,471	100.00	\$176,931,104	\$1,441,838	\$86,680,173
Wholesalers, only.....	248	4,076	3,485	591	7,097,018	13,276,718	10,317,628	101,477,467	39.92	63,420,363	1,073,467	16,196,067
All other types of wholesale estab- lishments.....	175	2,464	2,132	332	4,565,800	8,839,435	9,011,269	162,727,004	60.08	112,510,741	368,371	70,484,106
Amusement and sporting goods.....	1	(x)	(x)	(x)	(x)	(x)	(x)	(x)		(x)		
Automotive.....	14	182	158	24	401,458	820,638	660,819	5,340,387	2.10	4,053,505	127,390	21,225
Chemicals, drugs, and allied products.....	17	280	240	40	660,730	1,498,534	949,947	10,773,510	4.24	7,349,063	71,888	2,641,959
Chemicals.....	8	68	59	9	216,976	369,668	157,098	5,071,776	2.00	4,475,731	61,188	2,460,909
Drugs and drug sundries (general line).....	3	148	123	25	328,008	500,498	745,717	3,894,283	1.53	1,095,807		
Drugs and drug sundries (specialty).....	3	7	5	2	13,442	19,885	3,403	48,837	.02	36,782		
Paints, varnishes, lacquers, and enamels.....	2	(x)	(x)	(x)	(x)	(x)	(x)	(x)		(x)		(x)
Toilet articles and preparations.....	1	(x)	(x)	(x)	(x)	(x)	(x)	(x)		(x)		(x)

See footnotes at the end of table.

TABLE 3.—WHOLESALE TRADE, BY KIND OF BUSINESS—Continued

[An (x) indicates that the amount must be withheld to avoid disclosure of individual operations, but it is included in the totals]

KIND OF BUSINESS (Establishments classified by major lines of merchandise)	Number of estab- lish- ments	NUMBER OF EMPLOYEES (proprietors not included)			SALARIES AND WAGES	TOTAL EXPENSES (including salaries and wages)	STOCKS ON HAND, END OF YEAR (at cost)	NET SALES		CREDIT SALES	SALES TO ULTIMATE CON- SUMERS (at retail)	SALES TO INDUSTRIAL CONSUMERS
		Total	Male	Fe- male				Amount	Per cent of total			
BIRMINGHAM—Continued												
Dry goods and apparel.....	22	239	187	52	\$519,274	\$908,940	\$939,167	\$5,578,771	2.19	\$3,970,035		
Clothing and furnishings (other than footwear).....	9	68	51	17	141,676	248,512	153,121	1,211,870	.47	558,452		
Dry goods (general line).....	13	171	136	35	377,598	660,437	786,046	4,366,901	1.72	3,411,583		
Electrical.....	16	201	163	38	443,194	954,579	412,300	8,044,740	3.40	6,533,069	\$207,640	\$3,080,336
Electrical goods (including appliances).....	8	154	124	30	377,983	829,016	326,150	7,647,104	3.01	6,136,544	207,640	3,679,297
Electrical equipment and supplies.....	5	17	15	2	43,057	66,669	24,313	448,664	.18	196,525		301,039
Radios and radio equipment.....	3	30	24	6	22,154	58,894	61,927	548,981	.21	200,000		
Farm products (not elsewhere specified) Farm supplies (except machinery and equipment).....	7	37	33	4	77,159	284,611	118,591	4,239,704	1.67	46,000		110,297
Farm supplies (except machinery and equipment).....	18	88	77	11	130,885	272,273	51,009	3,106,174	1.22	1,200,662		304,029
Food products (not elsewhere specified).....	52	768	702	66	1,210,322	2,460,237	740,066	22,313,098	8.78	9,059,100	10,950	
Confectionery and soft drinks.....	6	39	36	3	89,675	142,470	65,628	740,556	.29	250,251		
Dairy products.....	5	202	190	12	346,165	714,606	11,323	2,325,259	.91	1,091,032	10,950	
Poultry and poultry products.....	2	(x)	(x)	(x)	(x)	(x)	(x)	(x)	(x)	(x)		
Fish and sea foods.....	2	(x)	(x)	(x)	(x)	(x)	(x)	(x)	(x)	(x)		
Fruits and vegetables (fresh).....	26	163	151	12	233,671	486,271	155,894	5,917,137	2.33	2,262,893		
Meats and meat products.....	11	346	308	38	514,008	1,058,544	504,416	12,920,787	5.08	6,332,314		
Forest products (except lumber).....	1	(x)	(x)	(x)	(x)	(x)	(x)	(x)	(x)	(x)		(x)
Furniture and house furnishings.....	10	566	528	38	668,745	981,468	574,405	3,566,207	1.40	2,640,667	228,110	
Furniture.....	5	78	58	20	149,242	370,791	349,298	1,020,629	.75	1,026,629	228,110	
House furnishings.....	5	488	470	18	519,503	610,677	225,107	1,645,578	.65	1,614,038		
Groceries and food specialties.....	70	793	649	144	1,297,183	2,750,160	2,129,481	29,371,935	11.55	8,470,482	12,000	
Groceries (general line).....	44	363	309	54	630,550	1,280,509	1,741,743	20,199,042	7.94	2,958,145		
Food and grocery specialties.....	26	430	340	90	666,633	1,469,651	387,738	9,172,893	3.61	5,512,337	12,000	
Hardware.....	3	125	115	10	243,552	333,698	512,111	1,421,903	.56	1,247,854	353,617	
Iron and steel scrap and other waste ma- terials.....	12	178	150	19	111,792	272,702	155,424	1,623,532	.64	315,434		916,063
Iron and steel scrap.....	2	(x)	(x)	(x)	(x)	(x)	(x)	(x)	(x)	(x)		(x)
Junk and scrap.....	9	108	106	2	72,793	169,131	85,900	697,082	.27	(x)		691,933
Waste rubber, rags, and paper.....	1	(x)	(x)	(x)	(x)	(x)	(x)	(x)	(x)	(x)		
Jewelry and optical goods.....	4	22	10	3	28,166	53,448	103,060	352,105	.14	213,577		
Leather and leather goods (except gloves and shoes).....	2	(x)	(x)	(x)	(x)	(x)	(x)	(x)	(x)	(x)		(x)
Lumber and building materials (other than metal).....	36	431	361	70	937,209	1,879,049	1,280,766	23,138,565	9.10	10,622,694		3,164,810
Construction and building materials (other than metal and wood).....	15	221	189	32	514,229	1,135,459	1,220,766	6,830,179	2.69	5,885,848		879,455
Lumber and mill work.....	21	210	172	38	422,980	743,590	60,000	16,308,386	6.41	13,736,846		2,285,355
Machinery, equipment, and supplies (ex- cept electrical).....	65	577	491	86	1,249,823	2,262,641	1,472,848	13,563,972	5.34	10,875,866	199,172	8,329,293
Commercial equipment and supplies.....	8	41	36	5	83,042	113,708	63,037	379,261	.15	188,897	18,983	23,292
Construction equipment and supplies.....	3	19	17	2	69,323	131,876	22,258	1,043,704	.41	1,039,950		794,959
Farm machinery and equipment.....	2	(x)	(x)	(x)	(x)	(x)	(x)	(x)	(x)	(x)		
Manufacturing, mining, and drilling ma- chinery, equipment, and supplies.....	34	327	270	48	742,634	1,332,425	806,699	8,570,680	3.37	6,957,269	20,025	7,472,872
Professional equipment and supplies.....	3	30	28	11	71,342	130,675	132,301	597,522	.24	571,108		
Service equipment and supplies.....	14	71	58	13	113,062	240,542	167,540	1,137,507	.45	886,899	1,000	23,269
Transportation equipment and supplies.....	1					(x)		(x)	(x)	(x)		(x)
Metals and minerals (except petroleum and scrap).....	28	240	186	54	658,480	1,254,641	4,724,665	73,364,031	28.86	69,253,581	105,536	60,118,330
Coal.....	12	84	59	25	262,121	543,528	1,562	11,936,725	4.70	9,321,765	105,536	8,717,613
Iron and steel (except scrap).....	13	147	120	27	371,688	656,279	4,688,103	60,839,613	23.93	50,344,123		51,053,024
Metals and metal work (other than iron and steel).....	3	9	7	2	24,780	54,834	35,000	587,693	.23	587,693		347,093
Paper and paper products.....	12	221	213	8	374,218	587,669	491,045	2,968,505	1.17	2,524,856		131,426
Paper and paper products (general line)? Paper and paper products (specialty, other than specified).....	8	204	198	6	334,508	515,084	411,898	2,560,747	1.02	2,309,056		47,876
Paper and paper products (specialty, other than specified).....	4	17	15	2	39,710	72,585	79,747	377,758	.15	215,800		83,550
Petroleum and petroleum products.....	13	528	471	57	811,631	1,474,250	878,387	22,314,250	8.78	7,708,000		245,042
Plumbing and heating equipment and supplies.....	10	311	270	32	522,866	945,879	419,422	3,893,278	1.53	3,292,982		836,314
Tobacco and tobacco products (except leaf) All other.....	6	104	88	16	227,532	430,027	227,068	7,936,929	3.12	6,794,700	500	48,000
All other.....	9	612	466	146	1,037,556	1,582,049	2,179,913	9,675,933	3.81	8,900,007	125,035	4,922,823

See footnotes at the end of table.

TABLE 3.—WHOLESALE TRADE, BY KIND OF BUSINESS—Continued

[An (x) indicates that the amount must be withheld to avoid disclosure of individual operations, but it is included in the totals]

KIND OF BUSINESS (Establishments classified by major lines of merchandise)	Number of estab- lish- ments	NUMBER OF EMPLOYEES (Proprietors not included)			SALARIES AND WAGES	TOTAL EXPENSES (including salaries and wages)	STOCKS ON HAND, END OF YEAR (at cost)	NET SALES		CREDIT SALES	SALES TO ULTIMATE CON- SUMERS (at retail)	SALES TO INDUS- TRIAL CONSUM- ERS
		Total	Male	Fe- male				Amount	Per cent of total			
CITIES OF 50,000 TO 100,000 POPULATION												
MOBILE (pop. 68,202)	119	1,729	1,520	209	\$2,818,363	\$5,543,629	\$4,948,272	\$52,580,542	100.00	\$31,218,608	\$249,730	\$5,626,837
Chemicals, drugs, and allied products.....	7	182	146	36	262,173	667,445	1,260,699	8,423,829	16.04	2,020,689	144,804	312,423
Dry goods and apparel.....	4	88	73	15	204,253	374,685	437,797	1,004,107	3.62	1,850,940		
Food products (not elsewhere specified)....	19	302	277	25	407,930	813,300	237,253	7,058,733	13.44	4,061,849	1,500	
Forest products (except lumber).....	3	8	7	1	6,428	15,105	20,000	593,195	1.13	19,360		
Groceries and food specialties.....	22	306	264	42	573,161	1,163,204	906,331	9,222,674	17.56	5,041,608	500	
Lumber and building materials (other than metal).....	20	251	213	38	444,444	816,619	337,423	11,557,980	22.00	9,381,852	28,500	1,200,138
Machinery, equipment, and supplies (except electrical).....	9	70	68	11	111,744	240,222	305,777	1,498,630	2.85	1,439,021	11,224	1,234,210
Metals and minerals (except petroleum and scrap).....	4	35	33	2	32,450	59,731	87,020	914,759	1.74	535,000		389,101
Paper and paper products.....	3	25	21	4	27,911	45,954	58,731	121,080	.23	108,954	1,700	
Petroleum and petroleum products.....	8	88	87	1	118,200	302,635	127,724	1,330,796	2.53	747,654		108,000
All other.....	20	365	331	34	629,669	1,044,720	1,069,917	9,904,944	18.86	6,014,131	61,412	2,292,965
MONTGOMERY (pop. 66,079)	134	1,538	1,351	187	2,648,843	5,281,274	6,522,935	86,861,267	100.00	\$9,326,209	991,382	5,851,218
Automotive.....	8	64	56	8	92,827	229,705	278,500	1,799,011	2.07	1,721,363	107,505	
Chemicals, drugs, and allied products.....	3	54	46	8	121,685	256,847	334,836	1,598,728	1.84	1,541,301		
Dry goods and apparel.....	11	109	93	16	262,082	534,822	708,998	3,506,405	4.04	2,897,931	6,000	1,500
Food products (not elsewhere specified)....	19	121	115	6	163,038	336,243	2,337,083	35,487,494	40.86	107,959	111,000	3,442,188
Farm supplies (except machinery and equipment).....	10	157	143	14	257,658	526,521	373,172	8,119,825	9.35	2,797,579	126,000	
Food products (not elsewhere specified)....	17	293	259	34	374,439	786,092	321,444	7,707,323	8.87	5,338,753	3,650	
Groceries and food specialties.....	23	216	197	19	380,399	811,706	681,271	9,634,033	11.09	2,013,560	336,796	
Hardware.....	3	179	150	23	256,779	553,435	942,162	3,322,575	3.87	2,979,088	290,000	665,000
Iron and steel scrap and other waste ma- terials.....	4	39	37	2	46,879	79,926	48,542	396,309	.40	137,385		
Lumber and building materials (other than metal).....	17	108	97	11	381,947	573,442	45,857	9,730,904	11.20	7,572,672		1,736,041
Machinery, equipment, and supplies (except electrical).....	4	60	58	2	37,012	186,500	274,919	1,300,402	1.61	244,914		4,489
Petroleum and petroleum products.....	8	86	84	2	142,196	270,538	120,447	1,385,010	1.59	367,606	11,431	2,000
Tobacco and tobacco products (except leaf).....	3	30	29	1	61,350	100,620	33,543	2,556,170	2.94	2,492,899		
All other.....	4	16	11	5	10,052	34,817	20,560	181,018	.21	112,139		
CITIES OF 20,000 TO 50,000 POPULATION												
ANNISTON (pop. 22,345)	36	211	189	22	\$373,842	\$767,513	\$907,618	\$9,313,359	100.00	\$3,956,371	\$116,929	\$2,554,127
Farm products (not elsewhere specified)....	4	27	25	2	40,710	121,881	327,125	2,489,957	20.74	82,572		2,271,388
Food products (not elsewhere specified)....	5	39	37	2	85,368	157,938	65,346	1,452,403	16.59	711,739		
Groceries and food specialties.....	9	38	31	7	60,211	119,518	167,400	1,939,529	20.83	545,587		
Metals and minerals (except petroleum and scrap).....	4	16	11	5	21,233	32,507		1,041,557	11.18	1,016,557		22,847
Petroleum and petroleum products.....	6	26	25	1	58,548	128,503	51,625	669,691	7.19	159,935		
All other.....	7	65	60	5	107,772	197,106	296,022	1,720,222	18.47	1,439,981	118,929	259,892
BESSEMER (pop. 20,721)	18	160	147	13	301,933	621,459	433,064	4,059,225	100.00	3,267,637		
Food products (not elsewhere specified)....	3	22	20	2	70,762	111,344	16,792	491,872	10.56	387,000		
Groceries and food specialties.....	5	22	21	1	28,568	53,694	81,334	1,046,360	22.46	496,925		
Petroleum and petroleum products.....	4	19	19		44,784	95,623	34,485	564,684	11.90	202,120		
All other.....	4	97	87	10	157,819	355,798	300,533	2,596,399	55.08	2,181,592		
GADSDEN (pop. 24,042)	28	215	201	14	328,186	689,994	679,865	11,008,282	100.00	2,978,995	5,000	88,100
Farm supplies (except machinery and equipment).....	4	11	9	2	11,854	20,900	10,114	596,443	5.42	156,767	5,000	1,000
Food products (not elsewhere specified)....	5	49	46	3	56,790	135,960	72,911	1,492,876	12.74	976,932		
Groceries and food specialties.....	4	48	46	2	80,634	163,299	200,259	1,980,616	17.99	1,149,336		
Petroleum and petroleum products.....	6	32	32		65,898	128,093	49,647	752,381	6.84	198,604		
All other.....	7	75	68	7	113,010	241,832	355,934	6,275,966	57.01	497,296		87,100
TUSCALOOSA (pop. 20,659)	41	415	371	44	880,487	1,647,082	1,048,761	14,459,879	100.00	7,413,713	10,000	4,188,295
Food products (not elsewhere specified)....	9	81	74	7	377,567	512,470	71,143	1,771,760	12.25	1,287,655		
Groceries and food specialties.....	8	64	56	8	92,637	137,383	242,940	3,034,310	20.98	1,464,731	10,000	
Lumber and building materials (other than metal).....	8	54	46	8	108,818	231,016	148,797	3,064,791	21.20	2,751,320		334,000
Petroleum and petroleum products.....	7	34	33	1	66,616	149,719	57,271	963,199	6.66	420,953		50,000
All other.....	9	182	162	20	234,849	596,494	528,640	5,625,819	38.91	1,480,048		3,864,195

See footnotes at the end of table.

CENSUS OF DISTRIBUTION

TABLE 3.—WHOLESALE TRADE, BY KIND OF BUSINESS—Continued

[An (x) indicates that the amount must be withheld to avoid disclosure of individual operations, but it is included in the totals]

KIND OF BUSINESS (Establishments classified by major lines of merchandise)	Number of estab- lish- ments	NUMBER OF EMPLOYEES (proprietors not included)			SALARIES AND WAGES	TOTAL EXPENSES (including salaries and wages)	STOCKS ON HAND, END OF YEAR (at cost)	NET SALES		CREDIT SALES	SALES TO ULTIMATE CON- SUMERS (at retail)	SALES TO INDUS- TRIAL CONSUM- ERS
		Total	Male	Fe- male				Amount	Per cent of total			
CITIES OF 5,000 TO 20,000 POPULATION¹												
ALABAMA CITY (pop. 8,544).....	2	(x)	(x)		(x)	(x)	(x)	(x)	(x)	(x)		
ANDALUSIA (pop. 5,184).....	13	65	63	2	\$115,654	\$238,307	\$214,779	\$2,365,439		\$1,187,978		
DECATUR (pop. 16,593).....	36	119	112	7	177,529	1,435,641	1,266,704	15,792,541		876,081		
DOTHA (pop. 16,046).....	31	136	129	7	209,070	473,169	503,454	8,300,819		3,136,186	\$144,160	\$105,552
EUFULA (pop. 5,208).....	11	104	100	4	108,378	180,423	108,825	3,116,135		960,377		
FLORENCE (pop. 11,729).....	39	260	241	19	307,607	622,619	461,255	7,286,566		2,267,284	8,000	2,104,604
HUNTSVILLE (pop. 11,554).....	35	197	177	20	268,656	730,028	1,040,102	13,594,380		1,922,245	220,170	35,007
JASPER (pop. 5,313).....	11	41	39	2	72,474	141,431	114,453	1,562,699		689,360		
OPELIKA (pop. 6,156).....	12	46	43	3	149,104	222,230	220,907	2,693,900		582,639		
SELMA (pop. 18,012).....	47	382	337	45	568,132	1,164,321	1,184,314	17,001,437		5,229,634	272,571	497,252
SHEFFIELD (pop. 6,221).....	10	59	56	3	111,490	191,689	147,911	1,758,594		1,033,985		112,000
TALLADEGA (pop. 7,590).....	13	62	58	4	100,029	198,680	185,538	3,085,176		993,815		409,010
TROY (pop. 6,814).....	13	43	41	2	77,245	166,621	183,982	1,847,776		859,371		

¹ Includes 1 establishment in waste rubber, rags, and paper.
² Includes 1 establishment in conveyor and hoisting machinery, 1 in drilling machinery, 1 in foundry equipment and supplies, 1 in jewelers' equipment and supplies, 1 in oil well machinery, equipment, and supplies, and 1 in printers' and lithographers' supplies.
³ Includes 1 establishment in fire protection equipment, 2 in janitors' equipment and supplies, 2 in laundry equipment and supplies, 1 in service equipment and supplies (general line), 2 in shoe repairers' equipment and supplies, 1 in undertakers' supplies, and 1 in warehouse equipment and supplies.
⁴ Includes 2 establishments in books, periodicals, and newspapers (books and periodicals), 1 in rubber goods (general line), 2 in textiles and textile materials, other than dry goods (bags and bagging), and 10 in miscellaneous kinds of business.
⁵ Includes 11 establishments in feed and 2 in fertilizer and fertilizer materials.
⁶ Includes 1 establishment in musical instruments and sheet music.
⁷ Includes 2 establishments in stationery and stationery supplies.
⁸ Includes 2 establishments in books, periodicals, and newspapers, 1 in rubber goods (general line), 1 in textiles and textile materials other than dry goods, and 5 in miscellaneous kinds of business.
⁹ No wholesale reports were received from the cities of Fairfield (pop. 11,059), Homewood (pop. 6,103), Lanett (pop. 5,204), Phenix City (pop. 13,802), and Tarrant City (pop. 7,341) and they are not listed separately.

TABLE 4.—WHOLESALE TRADE, BY TYPE OF ESTABLISHMENT

[An (x) indicates that the amount must be withheld to avoid disclosure of individual operations, but it is included in the totals]

TYPE OF ESTABLISHMENT	Number of estab- lish- ments	NUMBER OF EMPLOYEES (proprietors not included)			SALARIES AND WAGES	TOTAL EXPENSES (including salaries and wages)	STOCKS ON HAND, END OF YEAR (at cost)	NET SALES	CREDIT SALES (see text, p. 50)		SALES TO ULTIMATE CON- SUMERS (at retail)	SALES TO INDUSTRIAL CONSUMERS	AVERAGE SALES PER ESTAB- LISHMENT
		Total	Male	Fe- male					Amount	Per cent of net sales			
THE STATE													
Total.....	1,743	13,733	12,094	1,639	\$23,650,326	\$46,630,993	\$44,603,214	\$574,145,187	\$286,854,227	49.96	\$3,464,380	\$108,771,612	\$329,400
Wholesalers only.....	785	9,050	7,945	1,105	14,927,370	28,571,888	27,262,072	275,088,354	147,400,243	53.59	3,088,705	31,417,024	360,431
Service wholesalers.....	747	8,559	7,511	1,048	14,125,177	27,093,108	25,651,712	261,714,848	138,158,117	52.79	3,078,700	26,525,916	360,354
Exporters.....	18	(x)	(x)	(x)	(x)	(x)	(x)	(x)	(x)	(x)	(x)	(x)	(x)
Importers.....	2	(x)	(x)	(x)	(x)	(x)	(x)	(x)	(x)	(x)	(x)	(x)	(x)
Wholesale merchants ¹	727	8,305	7,278	1,027	13,728,309	26,253,638	24,554,320	241,061,004	133,058,517	55.20	3,078,735	26,117,412	331,584
Limited function wholesalers.....	16	149	130	19	200,061	384,808	260,290	6,281,305	4,137,410	65.87		683,014	302,581
Cash-and-carry.....	8	48	43	5	71,212	155,043	255,789	2,142,059	72,860	3.40			207,832
Drop shippers.....	4	91	78	13	125,477	216,463	8,287	4,063,890	4,063,890	100.00		683,014	1,015,972
Wagon distributors.....	4	10	9	1	9,972	13,392	2,214	74,756	660	.88			18,659
Supply and machinery distributors.....	22	342	304	38	595,532	1,123,882	1,344,070	7,092,201	5,113,716	72.10	9,946	4,208,994	322,372
Bulk tank stations.....	342	925	916	9	2,763,594	4,873,567	2,462,553	20,058,905	7,987,262	30.65			76,195
Chain-store warehouses ²	6	78	59	19	99,500	232,656	872,541	7,742,632					1,260,438
District sales offices.....	3	312	233	79	468,562	737,964	214,910	18,604,993	6,443,346	34.63			6,201,694
Manufacturers' sales branches.....	151	2,296	2,048	248	4,240,076	8,548,312	8,702,323	128,394,769	105,522,347	82.19	271,839	58,051,717	850,296
Cooperative sales agencies.....	1	(x)	(x)	(x)	(x)	(x)	(x)	(x)	(x)	(x)	(x)	(x)	(x)
Agents and brokers.....	127	336	258	78	697,123	1,525,941	1,681,865	62,780,294	18,854,850	30.03	104,336	18,981,370	494,333
Brokers.....	46	71	49	22	119,434	249,762	54,741	14,276,806	1,085,234	7.60		1,676,384	310,365
Commission merchants.....	19	89	81	8	150,350	423,474	561,550	22,530,929	809,674	3.59		2,969,886	1,139,164
Export commission houses.....	1	(x)	(x)	(x)	(x)	(x)	(x)	(x)	(x)	(x)	(x)	(x)	(x)
Manufacturers' agents.....	37	84	60	24	125,756	285,470	221,426	6,594,421	3,870,285	58.69		1,402,378	178,227
Purchasing agents.....	3	(x)	(x)	(x)	(x)	(x)	(x)	(x)	(x)	(x)	(x)	(x)	(x)
Selling agents.....	21	78	58	20	253,443	496,580	55,710	14,254,080	11,582,208	81.25	104,336	11,133,728	678,794
Assemblers and country buyers.....	322	684	601	83	390,612	994,245	3,363,203	54,503,419	435,222	.80		320,592	108,011
Assemblers.....	232	520	458	62	284,216	817,912	3,217,405	30,252,114	341,234	.87		320,592	109,190
Country buyers on salary or com- mission.....	61	101	90	11	72,337	133,117	96,523	12,059,824	93,727	.72			212,456
Cooperative marketing associa- tion.....	29	63	53	10	34,059	43,216	49,275	2,291,481	201	.01			79,016
Wholesaling manufacturers ³	6	48	32	16	46,188	123,856	41,147	786,720	201,957	25.67			131,120

See footnotes at the end of table.

WHOLESALE DISTRIBUTION—ALABAMA: 1929

TABLE 4.—WHOLESALE TRADE, BY TYPE OF ESTABLISHMENT—Continued

[An (x) indicates that the amount must be withheld to avoid disclosure of individual operations, but it is included in the totals]

TYPE OF ESTABLISHMENT	Number of establishments	NUMBER OF EMPLOYEES (proprietors not included)			SALARIES AND WAGES	TOTAL EXPENSES (including salaries and wages)	STOCKS ON HAND, END OF YEAR (at cost)	NET SALES	CREDIT SALES (see text, p. 50)		SALES TO ULTIMATE CONSUMERS (at retail)	SALES TO INDUSTRIAL CONSUMERS	AVERAGE SALES PER ESTABLISHMENT
		Total	Male	Female					Amount	Per cent of net sales			
CITIES OF 100,000 POPULATION AND OVER													
BIRMINGHAM	423	6,540	5,617	923	\$11,662,818	\$22,116,163	\$19,328,897	\$254,204,471	\$175,931,104	69.21	\$1,441,838	\$86,080,173	\$800,956
Wholesalers only.....	248	4,070	3,485	591	7,097,018	13,276,718	10,317,628	101,477,467	63,420,363	62.50	1,073,407	16,196,007	409,183
Service wholesalers.....	233	3,818	3,251	567	6,691,766	12,547,257	9,093,972	96,418,940	59,742,744	61.96	1,067,442	12,955,066	413,815
Exporters.....	2	(x)	(x)	(x)	(x)	(x)	(x)	(x)	(x)	(x)	(x)	(x)	(x)
Importers.....	1	(x)	(x)	(x)	(x)	(x)	(x)	(x)	(x)	(x)	(x)	(x)	(x)
Wholesale merchants.....	230	3,804	3,238	566	6,665,429	12,369,649	9,020,893	92,014,335	59,735,244	64.29	1,067,417	12,955,066	403,975
Limited function wholesalers.....	6	72	60	3	27,707	68,582	70,304	1,182,495	380,404	32.68	-----	121,237	197,082
Cash-and-carry.....	5	(x)	(x)	(x)	(x)	(x)	(x)	(x)	(x)	(x)	(x)	(x)	(x)
Drop shippers.....	1	(x)	(x)	(x)	(x)	(x)	(x)	(x)	(x)	(x)	(x)	(x)	(x)
Supply and machinery distributors.....	9	186	165	21	377,545	600,879	553,352	3,876,032	3,291,215	84.91	6,025	3,110,704	430,670
Bulk tank stations.....	8	201	198	3	280,775	580,306	316,470	2,986,181	1,543,890	51.70	-----	-----	373,272
Chain-store warehouses ¹	3	41	35	6	39,697	152,465	710,850	5,826,654	-----	-----	-----	-----	1,942,218
District sales offices.....	3	312	233	79	468,562	737,964	214,910	18,004,993	6,443,346	34.63	-----	-----	6,201,604
Manufacturers' sales branches.....	103	1,716	1,522	194	3,326,002	6,447,480	7,532,787	102,663,256	90,674,049	88.32	264,035	57,847,370	990,730
Agents and brokers.....	55	165	126	39	421,534	851,189	205,276	22,301,984	13,647,520	61.19	104,336	12,636,736	405,490
Brokers.....	14	37	26	11	72,321	144,033	46,224	5,019,008	867,047	17.28	-----	21,000	358,500
Commission merchants.....	5	27	25	2	40,940	86,116	32,806	1,575,429	523,675	33.24	-----	422,000	315,085
Manufacturers' agents.....	19	25	18	7	50,630	128,720	70,536	1,765,371	851,446	48.23	-----	1,082,855	92,014
Selling agents.....	17	70	57	19	251,643	492,320	55,710	13,042,176	11,405,361	81.80	104,336	11,110,881	820,128
Wholesaling manufacturers.....	3	29	18	11	29,230	70,031	30,976	343,936	201,057	58.72	-----	-----	114,645
CITIES OF 50,000 TO 100,000 POPULATION													
MOBILE	119	1,729	1,520	209	\$2,818,363	\$5,543,629	\$4,948,272	\$52,530,542	\$31,218,608	59.43	\$249,730	\$5,626,837	-----
Wholesalers only.....	90	1,486	1,304	181	2,392,811	4,828,774	4,362,160	41,689,422	24,789,185	59.46	242,426	5,481,857	-----
All other types.....	29	244	216	28	425,552	1,014,855	586,112	10,841,120	6,429,423	59.31	7,304	144,980	-----
MONTGOMERY	134	1,538	1,351	187	2,048,843	5,281,274	6,522,935	86,861,267	30,325,209	34.91	991,382	5,851,218	-----
Wholesalers only.....	84	1,097	961	136	2,057,401	3,980,076	4,254,747	46,302,349	22,005,579	48.82	991,382	4,095,932	-----
All other types.....	50	441	390	51	591,442	1,301,198	2,268,188	40,558,918	7,719,630	19.03	-----	1,755,286	-----
CITIES OF 20,000 TO 50,000 POPULATION													
ANNISTON	35	211	189	22	\$373,842	\$757,513	\$907,518	\$9,313,350	\$3,056,371	42.48	\$118,929	\$2,554,127	-----
Wholesalers only.....	18	138	124	14	221,588	462,778	797,852	5,072,857	1,965,583	34.65	118,929	2,531,280	-----
All other types.....	17	73	65	8	152,254	294,735	109,666	3,040,502	1,090,788	54.68	-----	22,847	-----
BESSEMER	16	160	147	13	301,933	621,459	433,054	4,659,225	3,267,637	70.13	-----	-----	-----
Wholesalers only.....	12	141	128	13	257,149	525,836	398,599	4,104,541	3,065,517	74.69	-----	-----	-----
All other types.....	4	19	19	-----	44,784	95,623	34,455	654,684	202,120	36.44	-----	-----	-----
GADSDEN	26	215	201	14	328,186	689,994	679,865	11,008,282	2,078,995	27.06	5,000	88,100	-----
Wholesalers only.....	17	167	155	12	249,929	533,617	613,988	9,209,520	2,081,639	22.60	5,000	88,100	-----
All other types.....	9	48	46	2	78,257	156,377	65,877	1,798,762	897,356	49.89	-----	-----	-----
TUSCALOOSA	41	415	371	44	880,487	1,647,082	1,048,791	14,459,879	7,413,713	51.27	10,000	4,188,285	-----
Wholesalers only.....	25	339	309	30	741,190	1,235,500	840,071	7,189,752	5,704,175	79.34	10,000	263,200	-----
All other types.....	16	76	62	14	139,291	411,582	408,720	7,270,127	1,709,538	23.51	-----	3,925,085	-----

¹ Includes 1 cooperative buying association.
² The total expenses for chain-store warehouses include the cost of superintendence and supervision of the retail stores, since practically all chain-store systems have so reported to the bureau.
³ Includes also 1 packer and shipper which is not shown separately to avoid disclosure of individual operations.

WHOLESALE DISTRIBUTION—ALABAMA: 1929

149

TABLES 6, 7.—NET SALES AND TOTAL EXPENSES, BY TYPE OF ESTABLISHMENT AND KIND OF BUSINESS

[Tables 6 and 7 are consolidated and abbreviated to avoid disclosure of individual operations]

[An (x) indicates that the amount must be withheld to avoid disclosure of individual operations, but it is included in the totals]

[In thousands of dollars]

KIND OF BUSINESS (Establishments classified by major lines of merchandise)	Total	Wholesale merchants (including jobbers) ¹	Manufactur- ers' sales branches	Agents and brokers	ASSEMBLERS AND COUNTRY BUYERS			All other
					Assemblers	Coopera- tive mar- keting as- sociations	All other	
NET SALES								
The State.....	\$574, 145	\$248, 154	\$128, 395	\$62, 780	\$39, 252	\$2, 291	\$13, 015	\$80, 255
Amusement and sporting goods.....	(x)	(x)						
Automotive.....	7, 599	2, 927	4, 069					
Chemicals, drugs, and allied products.....	21, 538	14, 732	6, 057	149				
Dry goods and apparel.....	12, 731	12, 307	(x)					(x)
Electrical.....	8, 716	4, 692	3, 060	85				
Farm products (not elsewhere specified).....	123, 599	31, 710		27, 180	37, 384	1, 696	12, 467	13, 162
Farm supplies (except machinery and equipment).....	15, 378	8, 361	4, 999	(x)				(x)
Food products (not elsewhere specified).....	60, 070	10, 883	24, 958	2, 591	(x)	595	(x)	626
Forest products (except lumber).....	1, 094	1, 010	(x)	(x)				(x)
Furniture and house furnishings.....	3, 906	2, 331	(x)	(x)				
General merchandise.....	(x)	(x)		(x)				
Groceries and food specialties.....	39, 891	92, 274	4, 986	10, 597	(x)		(x)	11, 625
Hardware.....	10, 234	(x)	(x)					
Iron and steel scrap and other waste materials.....	3, 087	3, 067						
Jewelry and optical goods.....	492	305	97					
Leather and leather goods (except gloves and shoes).....	286	286						
Lumber and building materials (other than metal).....	48, 099	30, 006	4, 069	3, 916				10, 921
Machinery, equipment and supplies (except electrical).....	17, 260	9, 225	6, 441	1, 586				8
Metals and minerals (except petroleum and scrap).....	75, 320	3, 911	57, 095	14, 313				
Paper and paper products.....	3, 297	3, 145	122					
Petroleum and petroleum products.....	48, 874	5, 777	(x)					(x)
Plumbing and heating equipment and supplies.....	4, 732	3, 163	(x)	(x)				
Tobacco and tobacco products (except leaf).....	12, 456	6, 151	6, 305					
All other.....	12, 957	11, 924	(x)	(x)				

TOTAL EXPENSES

The State.....	45, 631	27, 377	8, 548	1, 526	818	43	137	\$7, 182
Amusement and sporting goods.....	(x)	(x)						
Automotive.....	1, 161	639	512					
Chemicals, drugs, and allied products.....	2, 517	1, 685	823	8				
Dry goods and apparel.....	2, 031	1, 957	(x)					(x)
Electrical.....	964	782	173	9				
Farm products (not elsewhere specified).....	2, 300	888		385	613	13	111	290
Farm supplies (except machinery and equipment).....	1, 131	700	389	(x)				(x)
Food products (not elsewhere specified).....	5, 840	3, 424	1, 906	112	(x)	30	(x)	132
Forest products (except lumber).....	132	116		(x)				(x)
Furniture and house furnishings.....	1, 156	590	(x)	(x)				
General merchandise.....	(x)	(x)		(x)				
Groceries and food specialties.....	7, 299	5, 281	1, 034	177	(x)		(x)	731
Hardware.....	1, 775	(x)	(x)					
Iron and steel scrap and other waste materials.....	646	549						
Jewelry and optical goods.....	78	31	47					
Leather and leather goods (except gloves and shoes).....	47	47						
Lumber and building materials (other than metal).....	3, 700	2, 304	574	149				673
Machinery, equipment and supplies (except electrical).....	2, 823	1, 554	1, 080	182				1
Metals and minerals (except petroleum and scrap).....	1, 347	241	653	453				
Paper and paper products.....	670	640	30					
Petroleum and petroleum products.....	6, 317	999	(x)					(x)
Plumbing and heating equipment and supplies.....	1, 195	918	(x)	(x)				
Tobacco and tobacco products (except leaf).....	602	422	180					
All other.....	2, 091	1, 814	(x)	(x)				

¹ Includes "Supply and machinery distributors," and 1 "Cooperative buying association."

² Includes net sales amounting to \$20,581,000 for exporters, \$2,142,000 for cash-and-carry wholesalers, \$4,064,000 for drop shippers, \$75,000 for wagon distributors, \$26,059,000 for bulk tank stations, \$7,743,000 for chain store warehouses, \$18,605,000 for district sales offices, \$732,000 for wholesaling manufacturers, and \$257,000 for importers and cooperative sales agencies, which are not shown separately, by kind of business, in order to avoid disclosure of individual operations.

³ Includes total expenses amounting to \$759,000 for exporters, \$155,000 for cash-and-carry wholesalers, \$217,000 for drop shippers, \$14,000 for wagon distributors, \$4,874,000 for bulk tank stations, \$233,000 for chain store warehouses, \$738,000 for district sales offices, \$120,000 for wholesaling manufacturers, and \$72,000 for importers and cooperative sales agencies, which are not shown separately, by kind of business, in order to avoid disclosure of individual operations.

TABLE 8.—SUMMARY OF WHOLESALE TRADE, BY CHARACTER OF ORGANIZATION

CHARACTER OF ORGANIZATION	Number of establish- ments	NUMBER OF EMPLOYEES (proprietors not included)			SALARIES AND WAGES	TOTAL EXPENSES (including sal- aries and wages)	NET SALES	
		Total	Male	Female			Amount	Percent of total
The State.....	1, 743	13, 733	12, 094	1, 839	\$23, 650, 325	\$46, 630, 993	\$574, 145, 187	100.00
Individual.....	503	1, 611	1, 390	221	1, 779, 326	3, 878, 043	77, 382, 437	13.48
Partnership.....	271	1, 684	1, 413	271	2, 395, 446	5, 282, 067	133, 521, 603	23.26
Corporation.....	932	10, 339	9, 210	1, 129	19, 379, 094	30, 319, 076	359, 332, 416	62.58
Cooperative association.....	36	84	70	14	56, 679	84, 625	2, 034, 170	.51
Not indicated.....	1	15	11	4	39, 780	66, 582	974, 561	.17

CENSUS OF DISTRIBUTION

TABLE 9.—WHOLESALE TRADE, BY THE NUMBER OF MARKETING UNITS AND KIND OF BUSINESS

[An (x) indicates that the amount must be withheld to avoid disclosure of individual operations, but it is included in the totals]

[Net sales and expenses expressed in thousands of dollars]

KIND OF BUSINESS (Establishments classified by major lines of merchandise)	TOTAL			SINGLE-UNIT ESTABLISHMENTS			2 UNITS			3 TO 5 UNITS			
	Number of establishments	Net sales	Total expenses (including salaries and wages)	Number of establishments	Net sales		Total expenses	Number of establishments	Net sales	Total expenses	Number of establishments	Net sales	Total expenses
					Amount	Per cent of total							
Total	1,743	\$574,145	\$45,631	1,074	\$361,824	63.02	\$24,741	38	\$16,734	\$1,695	52	\$24,537	\$1,988
Amusement and sporting goods.....	1	(x)	(x)	16	2,328	30.05	453	3	207	76	1	(x)	(x)
Automotive.....	27	7,596	1,151	15	10,243	47.66	972	1	(x)	(x)	2	(x)	53
Chemicals, drugs, and allied products.....	31	21,538	2,517	15	12,671	99.53	2,018				3	104	
Dry goods and apparel.....	46	12,731	2,031	45	496	5.69	103	3	3,422	582			
Electrical.....	18	8,716	964	6									
Farm products (not elsewhere specified).....	352	123,599	2,300	310	84,090	68.03	1,065	5	6,973	237	11	10,111	127
Farm supplies (except machinery and equipment).....	44	15,376	1,131	32	8,865	57.05	565	4	158	56			
Food products (not elsewhere specified).....	209	60,670	5,849	164	21,614	42.06	3,005	4	357	87	1	(x)	(x)
Forest products (except lumber).....	21	1,004	132	19	1,360	84.79	121	1	(x)	(x)			
Furniture and house furnishings.....	11	3,606	1,156	4	1,618	41.42	455				1	(x)	(x)
General merchandise.....	3	(x)	(x)	3	(x)		(x)						
Groceries and food specialties.....	200	89,861	7,269	201	68,300	76.01	5,026	8	1,924	156	10	4,764	503
Hardware.....	18	10,234	1,775	14	7,978	77.06	1,464	1	(x)	(x)	1	(x)	(x)
Iron and steel scrap and other waste materials.....	33	3,067	546	31	3,016	98.34	536						
Jewelry and optical goods.....	6	402	78	2	(x)		(x)						
Leather and leather goods (except gloves and shoes).....	3	286	47	3	286	100.00	47						
Lumber and building materials (other than metal).....	91	48,909	3,700	76	37,805	77.30	2,576	2	(x)	(x)	5	4,428	400
Machinery, equipment, and supplies (except electrical).....	88	17,260	2,823	46	8,822	51.11	1,435				8	1,070	317
Metals and minerals (except petroleum and scrap).....	36	75,320	1,347	25	67,520	89.64	946	1	(x)	(x)	3	585	49
Paper and paper products.....	17	3,267	670	11	2,537	77.66	528	1	(x)	(x)			
Petroleum and petroleum products.....	336	48,874	6,317	23	2,343	4.79	390	4	474	139	6	765	88
Plumbing and heating equipment and supplies.....	14	4,732	1,195	7	787	16.63	179						
Tobacco and tobacco products (except leaf).....	13	12,456	602	10	6,151	49.88	422						
All other.....	15	12,967	2,001	11	11,924	92.03	1,798						

KIND OF BUSINESS (Establishments classified by major lines of merchandise)	0 TO 25 UNITS			26 TO 100 UNITS			OVER 100 UNITS			MORE THAN 1 BUT UNKNOWN		
	Number of establishments	Net sales	Total expenses	Number of establishments	Net sales	Total expenses	Number of establishments	Net sales	Total expenses	Number of establishments	Net sales	Total expenses
Total	87	\$50,871	\$3,722	63	\$31,555	\$4,078	389	\$31,008	\$9,102	40	\$5,618	\$355
Amusement and sporting goods.....	1	(x)	(x)	3	2,681	343	2	(x)	(x)			
Automotive.....	5	2,241	208	7	8,700	1,203				1	(x)	(x)
Chemicals, drugs, and allied products.....	0	316	29	3	4,482	250						
Dry goods and apparel.....	0			3								
Electrical.....	13	19,373	215							13	3,052	56
Farm products (not elsewhere specified).....	7	6,149	485							1	(x)	(x)
Farm supplies (except machinery and equipment).....	4	3,310	334	7	1,856	609	21	22,484	1,071	8	1,039	142
Food products (not elsewhere specified).....	4	1,658	630	2	(x)	(x)				1	(x)	(x)
Forest products (except lumber).....												
Furniture and house furnishings.....												
General merchandise.....	8	2,588	101	13	7,612	409	13	3,859	921	7	814	63
Groceries and food specialties.....	1	(x)	(x)							1	(x)	(x)
Hardware.....	1	(x)	(x)							2	(x)	(x)
Iron and steel scrap and other waste materials.....	1	(x)	(x)				3	97	47			
Jewelry and optical goods.....												
Leather and leather goods (except gloves and shoes).....	5	3,299	371	1	(x)	(x)				2	(x)	(x)
Lumber and building materials (other than metal).....	20	4,514	671	7	226	79	7	1,728	321			
Machinery, equipment, and supplies (except electrical).....	6	5,920	232	1	(x)	(x)						
Metals and minerals (except petroleum and scrap).....	4	643	119	1	(x)	(x)						
Paper and paper products.....												
Petroleum and petroleum products.....				11	2,430	480	338	42,652	5,204	4	204	16
Plumbing and heating equipment and supplies.....	2	(x)	(x)	3	1,375	263	2	(x)	(x)			
Tobacco and tobacco products (except leaf).....							3	6,305	180			
All other.....				4	1,033	203						

WHOLESALE DISTRIBUTION—ALABAMA: 1929

TABLE 10.—EMPLOYEES ENGAGED IN WHOLESALE TRADE, BY KIND OF BUSINESS

[An (x) indicates that the amount must be withheld to avoid disclosure of individual operations, but it is included in the totals]

KIND OF BUSINESS (Establishments classified by major lines of merchandise)	Number of establishments	Number of proprietors and firm members	TOTAL PAID EMPLOYEES ¹ (proprietors not included)				SALESMEN ²		EXECUTIVES ²		ALL OTHER EMPLOYEES		TOTAL EMPLOYEES ON SPECIFIED DATES				
			Number of employees			Salaries and wages	Number	Salaries	Number	Salaries	Number	Salaries	April 15	July 15	Oct. 15	Dec. 15	
			Total	Male	Female												
The State.....	1,743	898	13,733	12,094	1,639	\$23,650,325	3,319	\$7,430,130	687	\$2,778,364	6,827	\$13,441,331	13,261	13,311	13,775	13,679	
Amusement and sporting goods.....	1	(x)	(x)	(x)	(x)	(x)	(x)	(x)	(x)	(x)	(x)	(x)	(x)	(x)	(x)	(x)	(x)
Automotive.....	27	26	282	249	33	545,074	72	212,030	0	25,483	204	307,561	270	276	278	282	
Automobiles and other motor vehicles.....	3	1	44	40	4	69,463				44	69,463	38	38	42	45		
Automobile equipment.....	14	23	144	127	17	221,943	27	66,803		117	155,140	145	141	143	143		
Automobile parts (new and used).....	5	2	17	17		23,197	8	10,363	1	1,225	8	11,000	11	17	17	17	
Tires and tubes.....	5		77	65	12	230,471	37	134,804	5	24,258	35	71,849	76	80	76	77	
Chemicals, drugs, and allied products.....	31	7	548	457	91	1,100,086	160	401,223	23	140,920	365	557,943	541	550	546	534	
Chemicals.....	11	4	126	102	24	302,746	31	107,975	6	37,200	80	157,571	125	125	126	126	
Drugs and drug sundries (general line).....	9	2	309	259	50	599,900	68	192,088	8	62,724	233	345,088	315	311	321	309	
Drugs and drug sundries (specialty).....	7	(x)	(x)	(x)	(x)	(x)	(x)	(x)	(x)	(x)	(x)	(x)	(x)	(x)	(x)	(x)	
Paints, varnishes, lacquers, and enamels.....	3		61	55	6	96,493	37	46,590	5	27,000	19	22,303	47	51	47	47	
Toilet articles and preparations.....	1		(x)	(x)	(x)	(x)	(x)	(x)	(x)	(x)	(x)	(x)	(x)	(x)	(x)	(x)	
Dry goods and apparel.....	46	41	505	400	90	1,116,643	173	410,195	50	289,705	282	416,743	503	512	507	509	
Electrical.....	18	10	203	165	38	445,794	49	124,546	8	49,207	146	271,951	180	197	203	193	
Electrical goods (including appliances).....	8	2	164	124	30	377,083	34	100,037	5	33,600	115	244,346	151	157	151	148	
Electrical equipment and supplies.....	6	4	19	17	2	45,657	9	19,080	2	14,197	8	12,400	15	16	21	15	
Radios and radio equipment.....	4	4	30	24	6	22,154	6	5,440	1	1,500	23	15,205	14	24	31	30	
Farm products (not elsewhere specified).....	352	284	792	751	41	818,037	20	48,509	30	128,620	742	640,818	612	573	970	873	
Cotton.....	180	100	495	468	27	607,387	16	28,720	25	115,900	454	462,737	362	342	634	572	
Grain.....	4	3	7	5	2	24,504	1	14,104			6	10,400	8	8	8	8	
Hides, skins, and furs.....	5	5	23	21	2	27,705			2	3,120	21	24,585	22	22	23	23	
Horses and mules.....	14	22	30	30		30,726	1	1,800	2	7,200	27	21,726	31	28	33	30	
Livestock (other than horses and mules).....	68	74	93	93		42,219	2	3,975	1	2,400	90	35,844	78	70	92	91	
Other farm products.....	81	80	144	134	10	85,466					144	85,466	111	94	180	140	
Farm supplies (except machinery and equipment).....	44	28	354	318	36	537,007	93	194,128	20	94,192	241	248,687	400	314	341	349	
Food products (not elsewhere specified).....	209	149	1,914	1,748	166	2,927,759	397	741,808	71	251,996	1,446	1,933,955	1,825	1,902	1,955	1,870	
Confectionery and soft drinks.....	28	25	154	142	12	239,533	51	101,426	13	40,977	60	88,130	145	148	148	151	
Dairy products.....	18	5	332	307	25	517,231	35	63,041	19	75,222	278	378,068	326	330	324	324	
Poultry and poultry products.....	14	14	21	19	2	26,399	2	4,480			19	21,919	20	10	10	20	
Dairy and poultry products.....	6	6	2	2		1,500					2	1,500	2	2	2	2	
Fish and sea foods.....	6	5	17	17		23,537	1	2,100	5	12,850	11	8,587	10	16	19	19	
Fruits and vegetables (fresh).....	94	74	602	553	49	705,641	122	163,059	16	55,073	464	487,320	590	690	683	594	
Meats and meat products.....	43	20	786	708	78	1,414,098	186	407,702	18	58,874	682	947,622	714	768	760	760	
Forest products (except lumber).....	21	28	173	167	6	70,073			3	7,200	170	62,873	143	144	143	161	
Furniture and house furnishings.....	11	4	648	608	40	746,140	480	527,999	7	45,350	161	172,701	671	722	596	675	
Furniture.....	6		127	115	12	166,076	23	56,708	3	16,600	101	92,768	137	133	155	155	
House furnishings.....	5		(x)	(x)	(x)	(x)	(x)	(x)	(x)	(x)	(x)	(x)	(x)	(x)	(x)	(x)	
Musical instruments and sheet music.....	1		(x)	(x)	(x)	(x)	(x)	(x)	(x)	(x)	(x)	(x)	(x)	(x)	(x)	(x)	
General merchandise.....	3	4	13	10	3	14,100	1	1,500			12	12,540	13	13	13	13	
Groceries and food specialties.....	260	150	2,330	1,989	341	3,521,038	458	904,052	117	503,225	1,755	2,023,701	2,262	2,127	2,209	2,307	
Groceries (general line).....	192	112	1,578	1,405	173	2,461,615	261	400,246	93	391,069	1,224	1,430,300	1,549	1,546	1,554	1,547	
Food and grocery specialties.....	68	38	752	584	168	1,059,423	197	363,806	24	112,156	531	593,401	703	581	715	760	
Hardware.....	18	5	613	530	83	958,694	176	380,026	30	161,890	407	416,778	598	602	604	610	
Iron and steel scrap and other waste materials.....	33	34	349	325	24	286,578	3	5,990	13	45,742	333	234,840	340	349	350	348	
Iron and steel scrap.....	8	10	100	94	6	66,682			2	6,580	98	60,102	99	100	100	100	
Junk and scrap.....	24	(x)	(x)	(x)	(x)	(x)	(x)	(x)	(x)	(x)	(x)	(x)	(x)	(x)	(x)	(x)	
Waste rubber, rags, and paper.....	1	(x)	(x)	(x)	(x)	(x)	(x)	(x)	(x)	(x)	(x)	(x)	(x)	(x)	(x)	(x)	
Jewelry and optical goods.....	6	1	33	28	5	43,736	2	3,176	4	9,050	27	31,504	22	24	34	33	
Leather and leather goods (except gloves and shoes).....	3	5	12	11	1	20,831	7	15,060			5	5,771	12	12	12	12	
Lumber and building materials (other than metal).....	91	44	899	787	162	1,073,327	285	760,511	65	397,198	549	825,618	900	900	884	878	
Construction and building materials (other than metal and wood).....	21	3	300	256	44	608,292	74	231,914	26	144,893	200	201,485	302	301	282	276	
Lumber and millwork.....	70	41	599	481	118	1,305,035	211	518,597	39	252,305	349	534,133	598	599	602	602	
Machinery, equipment, and supplies (except electrical).....	83	27	760	652	108	1,516,481	242	699,746	38	117,748	480	690,587	736	760	702	753	
Commercial equipment and supplies.....	13	2	49	44	5	103,710	25	69,350	1	2,400	23	31,960	49	50	51	49	
Construction equipment and supplies.....	3		19	17	2	69,323	11	58,767	1	3,660	7	8,956	19	19	19	19	
Farm machinery and equipment.....	3	2	84	77	7	175,266	27	73,559			57	90,707	77	86	90	86	
Manufacturing, mining, and drilling machinery, equipment, and supplies.....	43	9	465	402	63	935,257	136	401,315	30	95,353	299	438,589	457	463	461	458	
Professional equipment and supplies.....	4	3	45	32	13	78,025	5	11,954			40	60,071	44	48	46	42	
Service equipment and supplies.....	15	9	72	59	13	115,082	30	63,412	4	12,200	38	89,470	64	68	70	73	
Transportation equipment and supplies.....	7	2	26	21	5	30,818	8	18,389	2	3,595	16	17,884	26	26	26	26	
Metals and minerals (except petroleum and scrap).....	36	7	291	230	61	712,172	70	249,238	18	99,372	197	363,562	288	274	266	287	
Coal.....	15	3	112	85	27	272,671	24	73,291	10	75,502	78	123,878	112	89	88	110	
Iron and steel (except scrap).....	18	4	170	138	32	414,721	47	169,947	8	23,870	115	231,904	167	176	169	168	
Metals and metal work (other than iron or steel).....	3		9	7	2	24,780	5	17,000			4	7,780	9	9	9	9	

See footnotes at the end of table.

CENSUS OF DISTRIBUTION

TABLE 10.—EMPLOYEES ENGAGED IN WHOLESALE TRADE, BY KIND OF BUSINESS—Continued

[An (x) indicates that the amount must be withheld to avoid disclosure of individual operations, but it is included in the totals]

KIND OF BUSINESS (Establishments classified by major lines of merchandise)	Number of establishments	Number of proprietors and firm members	TOTAL PAID EMPLOYEES ¹ (proprietors not included)				SALESMEN ²		EXECUTIVES ²		ALL OTHER EMPLOYEES		TOTAL EMPLOYEES ON SPECIFIED DATES			
			Number of employees			Salaries and wages	Number	Salaries	Number	Salaries	Number	Salaries	Apr. 15	July 15	Oct. 15	Dec. 15
			Total	Male	Female											
Paper and paper products.....	17	1	260	244	16	\$423,761	53	\$152,121	18	\$54,320	180	\$217,320	250	250	250	250
Paper and paper products (general line).....	9	1	225	214	11	363,298	44	129,744	12	30,220	160	194,334	215	225	225	225
Paper and paper products (specialty, other than specified).....	4	-----	17	15	2	39,710	4	16,650	3	9,900	10	13,160	16	16	16	16
Stationery and stationery supplies.....	4	-----	18	15	3	20,753	5	5,727	3	5,200	10	9,826	19	18	18	18
Petroleum and petroleum products.....	386	26	1,398	1,329	69	3,625,214	267	738,835	30	142,722	1,101	2,643,657	1,345	1,306	1,309	1,386
Plumbing and heating equipment and supplies.....	14	3	438	390	39	670,428	64	168,071	14	54,848	300	447,509	433	436	445	433
Plumbing equipment and supplies.....	11	2	326	291	35	522,195	49	124,588	14	54,848	263	342,759	321	327	335	324
Heating equipment and supplies.....	3	1	112	108	4	148,233	15	43,483	-----	-----	97	104,760	112	100	110	109
Tobacco and tobacco products (except leaf).....	13	5	155	138	17	329,151	87	204,596	11	46,480	57	78,075	157	156	153	152
All other.....	15	4	760	598	162	1,346,798	153	406,520	11	114,100	596	826,178	770	750	784	760

¹ Establishments in most cases reported average number employees on payroll during year 1929, thus figures may not agree with total on specified dates.
² Employees not classified on automobile schedules or for establishments in towns and cities under 10,000 population, but are included in total.

TABLE 11.—CLASSIFICATION OF WHOLESALE MERCHANTS¹ ACCORDING TO NET SALES, BY KIND OF BUSINESS

[An (x) indicates that the amount must be withheld to avoid disclosure of individual operations, but it is included in the totals]

[Net sales and expenses expressed in thousands of dollars]

VOLUME ANALYSIS

NET SALES GROUPS	Number of establishments	Net sales	Total expenses	NET SALES GROUPS			Number of establishments	Net sales	Total expenses
				\$200,000 to \$299,999.....	\$300,000 to \$399,999.....	\$400,000 to \$499,999.....			
The State.....	751	\$248,228	\$27,427				90	\$22,110	\$2,605
Under \$25,000.....	122	1,341	402	\$500,000 to \$599,999.....			50	20,540	2,513
\$25,000 to \$49,999.....	66	2,371	423	\$600,000 to \$699,999.....			41	18,220	2,412
\$50,000 to \$99,999.....	113	8,153	1,497	\$700,000 to \$799,999.....			70	48,311	5,582
\$100,000 to \$199,999.....	135	19,845	2,540	\$1,000,000 and over.....			55	107,326	9,351

KIND OF BUSINESS (Establishments classified by major lines of merchandise)	TOTAL			UNDER \$100,000			\$100,000 TO \$999,999			\$1,000,000 AND OVER		
	Number of establishments	Net sales	Total expenses	Number of establishments	Net sales	Total expenses	Number of establishments	Net sales	Total expenses	Number of establishments	Net sales	Total expenses
The State.....	751	\$248,228	\$27,427	301	\$11,865	\$2,322	325	\$80,724	\$10,169	125	\$155,637	\$14,933
Amusement and sporting goods.....	1	(x)	(x)	1	(x)	(x)	-----	-----	-----	-----	-----	-----
Automotive.....	20	2,927	639	10	414	109	10	2,513	530	-----	-----	-----
Chemicals, drugs, and allied products.....	16	14,732	1,686	4	251	69	8	2,211	455	4	12,270	1,162
Dry goods and apparel.....	44	12,367	1,957	11	521	108	26	6,054	966	7	5,792	883
Electrical.....	10	4,662	782	3	87	11	4	687	105	3	3,988	666
Farm products (not elsewhere specified).....	51	31,710	888	25	911	132	14	3,153	248	12	27,646	508
Farm supplies (except machinery and equipment).....	29	8,361	700	9	371	66	15	2,973	278	5	5,017	359
Food products (not elsewhere specified).....	125	10,947	3,473	71	2,920	632	46	10,998	1,365	8	6,029	976
Forest products (except lumber).....	18	1,010	116	17	100	43	-----	-----	-----	1	(x)	(x)
Furniture and house furnishings.....	7	2,331	590	2	(x)	(x)	4	1,310	355	1	(x)	(x)
General merchandise.....	2	(x)	(x)	1	(x)	(x)	-----	-----	-----	1	(x)	(x)
Groceries and food specialties.....	180	62,274	5,281	39	1,837	283	100	26,426	1,912	41	34,011	3,086
Hardware.....	17	10,204	1,769	3	71	13	6	1,775	301	8	8,358	1,455
Iron and steel scrap and other waste materials.....	33	3,067	546	24	370	101	7	1,660	292	2	(x)	(x)
Jewelry and optical goods.....	3	305	31	1	(x)	(x)	2	(x)	(x)	-----	-----	-----
Leather and leather goods (except gloves and shoes).....	3	286	47	3	286	47	-----	-----	-----	-----	-----	-----
Lumber and building materials (other than metal).....	58	30,008	2,304	14	710	142	29	8,009	891	15	21,287	1,271
Machinery, equipment, and supplies (except electrical).....	41	9,233	1,655	23	950	225	14	3,311	592	4	4,972	738
Metals and minerals (except petroleum and scrap).....	11	3,911	241	3	232	27	5	1,293	104	3	2,386	110
Paper and paper products.....	13	3,145	640	6	344	80	0	1,651	284	1	(x)	(x)
Petroleum and petroleum products.....	40	5,777	999	24	914	141	15	2,779	499	1	(x)	(x)
Plumbing and heating equipment and supplies.....	8	3,163	918	2	(x)	(x)	4	871	240	2	(x)	(x)
Tobacco and tobacco products (except leaf).....	10	6,151	422	2	(x)	(x)	5	1,338	72	3	4,627	337
All other.....	11	11,924	1,814	3	123	20	5	1,413	160	3	10,388	1,634

¹ For the purposes of this tabulation the term wholesale merchants is used to cover importers, cooperative buying associations, supply and machinery distributors, and wholesale merchants (including jobbers and semijobbers). It is not synonymous with "Wholesalers only."

TABLE 12.—NUMBER OF ESTABLISHMENTS, BY KIND OF BUSINESS, FOR CITIES HAVING 20,000 POPULATION AND OVER

KIND OF BUSINESS (Establishments classified by major lines of merchandise)	CITIES OF 100,000 POPULATION AND OVER			CITIES OF 20,000 TO 50,000 POPULATION				KIND OF BUSINESS (Establishments classified by major lines of merchandise)	CITIES OF 100,000 POPULATION AND OVER			CITIES OF 20,000 TO 50,000 POPULATION			
	Birmingham	Mobile	Montgomery	Anniston	Bessemer	Gadsden	Tuscaloosa		Birmingham	Mobile	Montgomery	Anniston	Bessemer	Gadsden	Tuscaloosa
Total.....	423	119	134	35	16	26	41	Iron and steel scrap and other waste materials.....	12	2	4	1		1	
Amusement and sporting goods.....	1							Jewelry and optical goods.....	4	1	1				
Automotive.....	14	1	8	1		1	1	Leather and leather goods (except gloves and shoes).....		1					
Chemicals, drugs, and allied products.....	17	7	3		1			Lumber and building materials (other than metal).....	2						
Dry goods and apparel.....	22	4	11			1	2	Machinery, equipment, and supplies (except electrical).....	36	20	17	1		1	
Electrical.....	10							Metals and minerals (except petroleum and scrap).....	65	0	4			1	
Farm products (not elsewhere specified).....	7	2	19	4		1	2	Paper and paper products.....	12	3	1	1			
Farm supplies (except machinery and equipment).....	13	2	10	1	2	4		Petroleum and petroleum products.....	13	8	8	6	4	6	
Food products (not elsewhere specified).....	52	19	17	5	3	5	9	Plumbing and heating equipment and supplies.....	10	2				1	
Forest products (except lumber).....	1	3					1	Tobacco and tobacco products (except leaf).....	6	2	3	1		1	
Furniture and house furnishings.....	10							All other.....	9	5					
General merchandise.....			2												
Groceries and food specialties.....	70	22	23	9	5	4	8								
Hardware.....	3	2	3	1	1	1	1								

TABLE 13.—COMMODITY SALES, BY KIND OF BUSINESS AND TYPE OF ESTABLISHMENT¹

COMMODITY COVERAGE

[Net sales and volume of commodity coverage expressed in thousands of dollars]

KIND OF BUSINESS (Establishments classified by major lines of merchandise)	Net sales	Volume of commodity coverage ²	Per cent of commodity coverage	KIND OF BUSINESS (Establishments classified by major lines of merchandise)	Net sales	Volume of commodity coverage ²	Per cent of commodity coverage
Amusement and sporting goods.....	4			Jewelry and optical goods.....	402	402	100. 0
Automotive.....	7, 596	7, 572	99. 7	Leather and leather goods (except gloves and shoes).....	286	286	100. 0
Chemicals, drugs, and allied products.....	21, 538	21, 538	100. 0	Lumber and building materials (other than metal).....	43, 909	47, 677	97. 5
Dry goods and apparel.....	12, 731	12, 456	97. 8	Machinery, equipment, and supplies (except electrical).....	17, 290	16, 800	97. 4
Electrical.....	8, 716	8, 716	100. 0	Metals and minerals (except petroleum and scrap).....	75, 320	74, 026	99. 5
Farm products (not elsewhere specified).....	123, 598	76, 432	61. 8	Paper and paper products.....	3, 267	3, 258	99. 7
Farm supplies (except machinery and equipment).....	15, 376	14, 758	96. 0	Petroleum and petroleum products.....	48, 874	43, 552	89. 1
Food products (not elsewhere specified).....	50, 670	45, 511	89. 8	Plumbing and heating equipment and supplies.....	4, 732	4, 680	98. 9
Forest products (except lumber).....	1, 604	1, 437	89. 6	Tobacco and tobacco products (except leaf).....	12, 456	12, 456	100. 0
Furniture and house furnishings.....	3, 906	3, 906	100. 0	All other.....	12, 957	12, 622	97. 4
General merchandise.....	780	20	3. 7				
Groceries and food specialties.....	89, 861	58, 656	65. 3				
Hardware.....	10, 234	7, 779	76. 0				

¹ The first part of this table indicates the extent of commodity coverage, i. e., the amount and percentage of the total net sales that have been broken down by commodities. This information is presented for each of the 24 principal kind-of-business classifications. In the second part of the table the commodities are arranged alphabetically. Under each commodity the sales of that commodity are shown by trades and by types of distributors operating within each trade. For explanation of commodities in each classification see complete text, p. 51.

² The breakdown of sales by commodities was in some cases reported on the basis of gross sales rather than net sales. For this reason the commodity sales may in some instances exceed the total net sales by the amount of returned goods and allowances of those returns in which gross sales were used as a basis for reporting the sales by commodities.

CENSUS OF DISTRIBUTION

TABLE 13.—COMMODITY SALES, BY KIND OF BUSINESS AND TYPE OF ESTABLISHMENT—Continued

COMMODITY SALES	
[Expressed in thousands of dollars]	
COMMODITY BY KIND OF BUSINESS AND TYPE OF ESTABLISHMENT	Net sales
Total net sales.....	\$574,145
Sales not reported by commodities.....	95,711
Reported commodity sales (100 per cent).....	478,434
Aluminum ingots, bars, sheets, shapes, etc. (less than 0.1 per cent of reported commodity sales).....	2
Machinery, equipment, and supplies (except electrical) trade:.....	
Wholesale merchants.....	2
Automobiles, trucks, and tractors, new and used (0.5 per cent of reported commodity sales).....	2,209
Automotive trade:.....	
Wholesale merchants.....	640
Hardware trade:.....	
Wholesale merchants.....	382
Machinery, equipment, and supplies (except electrical) trade:.....	
Manufacturers' sales branches.....	972
Wholesale merchants.....	215
Automotive equipment, parts, and accessories (1.7 per cent of reported commodity sales).....	8,223
Automotive trade:.....	
Manufacturers' sales branches.....	4,521
Wholesale merchants.....	2,020
Electrical trade:.....	
Wholesale merchants.....	61
Hardware trade:.....	
Wholesale merchants.....	484
Lumber and building materials (other than metal) trade:.....	
Manufacturers' agents.....	30
Machinery, equipment, and supplies (except electrical) trade:.....	
Wholesale merchants.....	30
All other trades:.....	
Manufacturers' sales branches.....	387
Wholesale merchants.....	672
Bakery products (cakes, biscuits, crackers, etc.) (0.6 per cent of reported commodity sales).....	2,840
Food products (not elsewhere specified) trade:.....	
Commission merchants.....	1
Wholesale merchants.....	19
Grocery and food specialties trade:.....	
Brokers.....	4
Cash-and-carry wholesalers.....	27
Chain-store warehouses.....	5
Manufacturers' sales branches.....	1,718
Wagon distributors.....	13
Wholesale merchants.....	1,062
Barbers' equipment and supplies (less than 0.1 per cent of reported commodity sales).....	211
Machinery, equipment, and supplies (except electrical) trade:.....	
Wholesale merchants.....	211
Books, magazines, and newspapers (0.1 per cent of reported commodity sales).....	275
Machinery, equipment, and supplies (except electrical) trade:.....	
Manufacturers' sales branches.....	14
Wholesale merchants.....	143
All other trades:.....	
Wholesale merchants.....	118
Brick, tile, and terra cotta (0.6 per cent of reported commodity sales).....	2,922
Hardware trade:.....	
Wholesale merchants.....	48
Lumber and building materials (other than metal) trade:.....	
Manufacturers' agents.....	3
Manufacturers' sales branches.....	1,611
Selling agents.....	72
Wholesale merchants.....	1,086
Machinery, equipment, and supplies (except electrical) trade:.....	
Manufacturers' agents.....	2
All other trades:.....	
Manufacturers' sales branches.....	17
Wholesale merchants.....	83
Building materials not classified elsewhere (0.3 per cent of reported commodity sales).....	1,319
Hardware trade:.....	
Wholesale merchants.....	125
Lumber and building materials (other than metal) trade:.....	
Manufacturers' agents.....	77
Manufacturers' sales branches.....	480
Wholesale merchants.....	224
Machinery, equipment, and supplies (except electrical) trade:.....	
Wholesale merchants.....	405
All other trades:.....	
Wholesale merchants.....	8
Building materials (ornamental metal) (less than 0.1 per cent of reported commodity sales).....	\$115
Lumber and building materials (other than metal) trade:.....	
Manufacturers' agents.....	50
Manufacturers' sales branches.....	52
Wholesale merchants.....	6
Metals and minerals (except petroleum and scrap) trade:.....	
Wholesale merchants.....	5
All other trades:.....	
Wholesale merchants.....	2
Building stone, slate, and concrete products (less than 0.1 per cent of reported commodity sales).....	30
Lumber and building materials (other than metal) trade:.....	
Manufacturers' sales branches.....	30
Cameras and photographic supplies (less than 0.1 per cent of reported commodity sales).....	14
Chemical, drug, and allied products trade:.....	
Wholesale merchants.....	14
Canned goods (food products) (2.7 per cent of reported commodity sales).....	12,812
Food products (not elsewhere specified) trade:.....	
Brokers.....	80
Manufacturers' sales branches.....	477
Wholesale merchants.....	93
Grocery and food specialties trade:.....	
Brokers.....	1,470
Cash-and-carry wholesalers.....	747
Chain-store warehouses.....	402
Commission merchants.....	42
Manufacturers' agents.....	304
Manufacturers' sales branches.....	1,514
Selling agents.....	22
Wholesale merchants.....	7,481
Cement, lime, and plaster (0.6 per cent of reported commodity sales).....	3,054
Hardware trade:.....	
Wholesale merchants.....	227
Lumber and building materials (other than metal) trade:.....	
Manufacturers' sales branches.....	1,199
Wholesale merchants.....	1,401
All other trades:.....	
Wholesale merchants.....	227
Chemicals, industrial and heavy (1.8 per cent of reported commodity sales).....	8,486
Automotive trade:.....	
Wholesale merchants.....	5
Chemical, drug, and allied products trade:.....	
Manufacturers' sales branches.....	1,026
Wholesale merchants.....	6,058
Machinery, equipment, and supplies (except electrical) trade:.....	
Manufacturers' agents.....	87
Wholesale merchants.....	30
Metals and minerals (except petroleum and scrap) trade:.....	
Manufacturers' sales branches.....	1,278
All other trades:.....	
Wholesale merchants.....	2
Chemicals, refined, and/or related products (0.8 per cent of reported commodity sales).....	4,027
Chemical, drug, and allied products trade:.....	
Manufacturers' sales branches.....	3,928
Farm products (not elsewhere specified) trade:.....	
Selling agents.....	12
Farm supplies (except machinery and equipment) trade:.....	
Wholesale merchants.....	3
Machinery, equipment, and supplies (except electrical) trade:.....	
Wholesale merchants.....	81
All other trades:.....	
Wholesale merchants.....	3
China, glassware, and crockery (less than 0.1 per cent of reported commodity sales).....	100
Chemical, drug, and allied products trade:.....	
Wholesale merchants.....	14
Hardware trade:.....	
Wholesale merchants.....	55
Machinery, equipment, and supplies (except electrical) trade:.....	
Wholesale merchants.....	17
All other trades:.....	
Wholesale merchants.....	14
Cigars, cigarettes, and tobacco (except leaf) (8.1 per cent of reported commodity sales).....	14,822
Chemical, drug, and allied products trade:.....	
Wholesale merchants.....	71
Cigars, cigarettes, and tobacco—Continued.	
Dry-goods and apparel trade:.....	
Chain-store warehouses.....	536
Farm supplies (except machinery and equipment) trade:.....	
Wholesale merchants.....	200
Food products (not elsewhere specified) trade:.....	
Wholesale merchants.....	70
Grocery and food specialties trade:.....	
Cash-and-carry wholesalers.....	325
Wholesale merchants.....	2,483
Tobacco and tobacco products (except leaf) trade:.....	
Manufacturers' sales branches.....	6,305
Wholesale merchants.....	5,232
All other trades:.....	
Wholesale merchants.....	10
Clothing and furnishings, men's and boys' (0.6 per cent of reported commodity sales).....	2,984
Dry-goods and apparel trade:.....	
Chain-store warehouses.....	30
Wholesale merchants.....	2,923
General merchandise trade:.....	
Wholesale merchants.....	2
Paper and paper products trade:.....	
Wholesale merchants.....	8
All other trades:.....	
Manufacturers' sales branches.....	19
Wholesale merchants.....	2
Clothing, women's and children's (0.5 per cent of reported commodity sales).....	2,566
Dry-goods and apparel trade:.....	
Chain-store warehouses.....	49
Manufacturers' sales branches.....	164
Wholesale merchants.....	2,346
General merchandise trade:.....	
Wholesale merchants.....	4
All other trades:.....	
Wholesale merchants.....	3
Coal and coke (2.7 per cent of reported commodity sales).....	12,780
Metals and minerals (except petroleum and scrap) trade:.....	
Manufacturers' sales branches.....	926
Selling agents.....	9,544
Wholesale merchants.....	2,290
Petroleum and petroleum products trade:.....	
Wholesale merchants.....	11
Confectionery and soft drinks (1.1 per cent of reported commodity sales).....	5,105
Chemical, drug, and allied products trade:.....	
Wholesale merchants.....	137
Food products (not elsewhere specified) trade:.....	
Manufacturers' sales branches.....	38
Wagon distributors.....	12
Wholesale merchants.....	2,881
Forest products (except lumber) trade:.....	
Manufacturers' agents.....	3
Grocery and food specialties trade:.....	
Brokers.....	14
Cash-and-carry wholesalers.....	92
Chain-store warehouses.....	19
Manufacturers' agents.....	105
Manufacturers' sales branches.....	112
Wholesale merchants.....	801
Machinery, equipment, and supplies (except electrical) trade:.....	
Wholesale merchants.....	34
Paper and paper products trade:.....	
Wholesale merchants.....	6
Tobacco and tobacco products (except leaf) trade:.....	
Wholesale merchants.....	839
All other trades:.....	
Wholesale merchants.....	12
Copper ingots, bars, sheets, shapes, etc. (0.1 per cent of reported commodity sales).....	559
Electrical trade:.....	
Wholesale merchants.....	19
Hardware trade:.....	
Wholesale merchants.....	4
Iron and steel scrap and other waste materials trade:.....	
Wholesale merchants.....	10
Lumber and building materials (other than metal) trade:.....	
Wholesale merchants.....	75
Machinery, equipment, and supplies (except electrical) trade:.....	
Manufacturers' agents.....	1
Wholesale merchants.....	8
Metals and minerals (except petroleum and scrap) trade:.....	
Manufacturers' sales branches.....	278
Wholesale merchants.....	20
All other trades:.....	
Wholesale merchants.....	74

WHOLESALE DISTRIBUTION—ALABAMA: 1929

155

TABLE 13.—COMMODITY SALES, BY KIND OF BUSINESS AND TYPE OF ESTABLISHMENT—Continued

COMMODITY SALES—Continued

[Expressed in thousands of dollars]

COMMODITY BY KIND OF BUSINESS AND TYPE OF ESTABLISHMENT	Net sales	COMMODITY BY KIND OF BUSINESS AND TYPE OF ESTABLISHMENT	Net sales	COMMODITY BY KIND OF BUSINESS AND TYPE OF ESTABLISHMENT	Net sales
Cotton, raw (including linters) (15.1 per cent of reported commodity sales)	\$72,428	Feed (mixed and other)—Continued.		Glass, sheet—Continued.	
Farm products (not elsewhere specified) trade:		Farm supplies (except machinery and equipment) trade:		Lumber and building materials (other than metal) trade:	
Assemblers.....	8,595	Brokers.....	\$155	Manufacturers' sales branches.....	\$250
Brokers.....	1,623	Selling agents.....	29	All other trades:	
Commission merchants.....	20,220	Wholesale merchants.....	2,615	Wholesale merchants.....	93
Export merchants.....	10,562	Grocery and food specialties trade:		Grain (wheat, corn, oats, etc.) (0.6 per cent of reported commodity sales)	2,877
Purchasing agents.....	3,430	Wholesale merchants.....	1,105	Farm products (not elsewhere specified) trade:	
Wholesale merchants.....	27,818	All other trades:		Brokers.....	1,001
Farm supplies (except machinery and equipment) trade:		Wholesale merchants.....	54	Wholesale merchants.....	75
Wholesale merchants.....	121	Fertilizer and fertilizer materials (1.8 per cent of reported commodity sales)	8,750	Farm supplies (except machinery and equipment) trade:	
Dairy products and eggs (2.1 per cent of reported commodity sales)	0,828	Chemical, drug, and allied products trade:		Brokers.....	66
Food products (not elsewhere specified) trade:		Manufacturers' sales branches.....	110	Selling agents.....	59
Brokers.....	261	Farm products (not elsewhere specified) trade:		Wholesale merchants.....	1,072
Manufacturers' sales branches.....	3,891	Commission merchants.....	14	All other trades:	
Wholesale merchants.....	2,958	Selling agents.....	10	Wholesale merchants.....	4
Wholesaling manufacturers.....	315	Wholesale merchants.....	66	Groceries (except canned goods) (6.8 per cent of reported commodity sales)	32,306
Grocery and food specialties trade:		Farm supplies (except machinery and equipment) trade:		Farm products (not elsewhere specified) trade:	
Brokers.....	353	Brokers.....	752	Brokers.....	33
Cash-and-carry wholesalers.....	26	Manufacturers' sales branches.....	4,999	Farm supplies (except machinery and equipment) trade:	
Chain-store warehouses.....	41	Wholesale merchants.....	1,373	Brokers.....	135
Manufacturers' agents.....	102	Metals and minerals (except petroleum and scrap) trade:		Selling agents.....	18
Manufacturers' sales branches.....	440	Manufacturers' sales branches.....	1,410	Wholesale merchants.....	638
Selling agents.....	45	All other trades:		Food products (not elsewhere specified) trade:	
Wholesale merchants.....	1,396	Wholesale merchants.....	7	Brokers.....	158
Drugs and drug sundries (1.3 per cent of reported commodity sales)	6,360	Fish and sea foods, fresh and processed (0.1 per cent of reported commodity sales)	442	Commission merchants.....	118
Chemical, drug, and allied products trade:		Food products (not elsewhere specified) trade:		Importers.....	4
Manufacturers' agents.....	100	Wholesale merchants.....	331	Manufacturers' sales branches.....	4,798
Wholesale merchants.....	6,260	Grocery and food specialties trade:		Wholesale merchants.....	693
Dry-goods and apparel trade:		Brokers.....	46	Grocery and food specialties trade:	
Chain-store warehouses.....	3	Cash-and-carry wholesalers.....	3	Brokers.....	2,930
Machinery, equipment, and supplies (except electrical) trade:		Chain-store warehouses.....	1	Cash-and-carry wholesalers.....	695
Wholesale merchants.....	2	Manufacturers' agents.....	1	Chain-store warehouses.....	1,602
Paper and paper products trade:		Selling agents.....	7	Commission merchants.....	245
Wholesale merchants.....	26	Wholesale merchants.....	53	District and general sales offices.....	1,709
All other trades:		Food products (not elsewhere specified) (0.1 per cent of reported commodity sales)	685	Manufacturers' agents.....	1,603
Manufacturers' sales branches.....	1	Food products (not elsewhere specified) trade:		Manufacturers' sales branches.....	966
Wholesale merchants.....	12	Manufacturers' sales branches.....	9	Selling agents.....	83
Dry goods not classified elsewhere (0.1 per cent of reported commodity sales)	550	Wholesale merchants.....	163	Wholesale merchants.....	15,028
Dry-goods and apparel trade:		Grocery and food specialties trade:		Wholesaling manufacturers.....	213
Wholesale merchants.....	177	Brokers.....	5	Machinery, equipment, and supplies (except electrical) trade:	
All other trades:		Cash-and-carry wholesalers.....	1	Wholesale merchants.....	5
Wholesale merchants.....	382	Manufacturers' sales branches.....	188	All other trades:	
Electrical appliances, equipment, and supplies (2.1 per cent of reported commodity sales)	0,933	Wholesale merchants.....	319	Wholesale merchants.....	23
Automotive trade:		Fruits and vegetables, fresh and dried (2.7 per cent of reported commodity sales)	12,745	Hardware (1.4 per cent of reported commodity sales)	6,801
Manufacturers' sales branches.....	10	Food products (not elsewhere specified) trade:		Chemical, drug, and allied products trade:	
Wholesale merchants.....	67	Brokers.....	1,036	Manufacturers' sales branches.....	12
Chemical, drug, and allied products trade:		Commission merchants.....	7	Dry-goods and apparel trade:	
Wholesale merchants.....	14	Cooperative sales agencies.....	185	Wholesale merchants.....	14
Electrical trade:		Importers.....	60	Hardware trade:	
Manufacturers' agents.....	71	Wagon distributors.....	50	Wholesale merchants.....	3,175
Manufacturers' sales branches.....	3,889	Wholesale merchants.....	7,762	Lumber and building materials (other than metal) trade:	
Selling agents.....	14	Grocery and food specialties trade:		Wholesale merchants.....	99
Wholesale merchants.....	3,517	Brokers.....	1,072	Machinery, equipment, and supplies (except electrical) trade:	
Hardware trade:		Cash-and-carry wholesalers.....	46	Selling agents.....	8
Wholesale merchants.....	75	Chain-store warehouses.....	166	Wholesale merchants.....	1,006
Machinery, equipment, and supplies (except electrical) trade:		Manufacturers' agents.....	161	All other trades:	
Commission merchants.....	110	Selling agents.....	3	Wholesale merchants.....	2,377
Manufacturers' agents.....	214	Wholesale merchants.....	2,107	Hay, straw, and alfalfa (0.2 per cent of reported commodity sales)	873
Manufacturers' sales branches.....	39	Furniture, wooden and metal (0.3 per cent of reported commodity sales)	1,534	Farm products (not elsewhere specified) trade:	
Wholesale merchants.....	187	Chemical, drug, and allied products trade:		Brokers.....	2
Metals and minerals (except petroleum and scrap) trade:		Wholesale merchants.....	38	Wholesale merchants.....	35
Manufacturers' sales branches.....	260	Electrical trade:		Farm supplies (except machinery and equipment) trade:	
All other trades:		Wholesale merchants.....	17	Brokers.....	194
Manufacturers' sales branches.....	29	Furniture and house furnishings trade:		Selling agents.....	19
Wholesale merchants.....	1,434	Manufacturers' sales branches.....	104	Wholesale merchants.....	623
Farm products (not elsewhere specified) (0.1 per cent of reported commodity sales)	257	Selling agents.....	104	Hides, skins, and raw furs (0.3 per cent of reported commodity sales)	833
Farm products (not elsewhere specified) trade:		Wholesale merchants.....	750	Farm products (not elsewhere specified) trade:	
Assemblers.....	17	Hardware trade:		Wholesale merchants.....	569
Brokers.....	3	Wholesale merchants.....	7	Iron and steel scrap and other waste materials trade:	
Manufacturers' agents.....	128	Lumber and building materials (other than metal) trade:		Wholesale merchants.....	264
Selling agents.....	83	Manufacturers' agents.....	10	Horses and mules (0.2 per cent of reported commodity sales)	904
Wholesale merchants.....	20	Manufacturers' sales branches.....	48	Farm products (not elsewhere specified) trade:	
Food products (not elsewhere specified) trade:		Machinery, equipment, and supplies (except electrical) trade:		Wholesale merchants.....	904
Wholesale merchants.....	6	Wholesale merchants.....	311		
Feed (mixed and other) (0.8 per cent of reported commodity sales)	4,060	All other trades:			
Farm products (not elsewhere specified) trade:		Wholesale merchants.....	13		
Brokers.....	100	Glass, sheet (0.1 per cent of reported commodity sales)	360		
Wholesale merchants.....	2	Hardware trade:			
		Wholesale merchants.....	7		

TABLE 13.—COMMODITY SALES, BY TYPE OF BUSINESS AND TYPE OF ESTABLISHMENT—Continued

COMMODITY SALES—Continued		COMMODITY SALES—Continued		COMMODITY SALES—Continued	
[Expressed in thousands of dollars]		[Expressed in thousands of dollars]		[Expressed in thousands of dollars]	
COMMODITY BY KIND OF BUSINESS AND TYPE OF ESTABLISHMENT	Net sales	COMMODITY BY KIND OF BUSINESS AND TYPE OF ESTABLISHMENT	Net sales	COMMODITY BY KIND OF BUSINESS AND TYPE OF ESTABLISHMENT	Net sales
House furnishings and supplies (0.6 per cent of reported commodity sales)	\$2,970	Leather and cut stock (0.1 per cent of reported commodity sales)	\$376	Machinery equipment and supplies (industrial)—Con.	
Automotive trade:		Hardware trade:		Paper and paper products trade:	
Manufacturers' sales branches	4	Wholesale merchants	28	Manufacturers' sales branches	\$4
Dry-goods and apparel trade:		Iron and steel scrap and other waste materials trade:		Wholesale merchants	5
Wholesale merchants	353	Wholesale merchants	53	Plumbing and heating equipment and supplies trade:	
Furniture and house furnishings trade:		Leather and leather goods (except gloves and shoes) trade:		Manufacturers' agents	30
Manufacturers' sales branches	1,247	Wholesale merchants	148	Manufacturers' sales branches	15
Wholesale merchants	377	Machinery, equipment, and supplies (except electrical) trade:		Wholesale merchants	1,010
Grocery and food specialties trade:		Wholesale merchants	135	All other trades:	
Brokers	9	All other trades:		Manufacturers' sales branches	132
Cash-and-carry wholesalers	23	Wholesale merchants	12	Wholesale merchants	1,414
Chain store warehouses	18	Livestock (other than horses and mules) (0.1 per cent of reported commodity sales)	435	Machinery, equipment, and supplies (farm and garden) (0.3 per cent of reported commodity sales)	1,687
Manufacturers' agents	25	Farm products (not elsewhere specified) trade:		Automotive trade:	
Manufacturers' sales branches	38	Farm products (not elsewhere specified) trade:		Wholesale merchants	81
Wholesale merchants	499	Assemblers	2	Chemical, drug, and allied products trade:	
Hardware trade:		Commission merchants	11	Wholesale merchants	15
Wholesale merchants	107	Wholesale merchants	400	Farm products (not elsewhere specified) trade:	
Machinery, equipment, and supplies (except electrical) trade:		Farm supplies (except machinery and equipment) trade:		Wholesale merchants	40
Wholesale merchants	4	Wholesale merchants	16	Hardware trade:	
Paper and paper products trade:		Logs, piles, poles, etc. (0.5 per cent of reported commodity sales)	2,400	Wholesale merchants	368
Wholesale merchants	144	Forest products (except lumber) trade:		Machinery, equipment, and supplies (except electrical) trade:	
All other trades:		Export merchants	348	Manufacturers' sales branches	541
Manufacturers' agents	20	Wholesale merchants	823	Wholesale merchants	169
Manufacturers' sales branches	5	Lumber and building materials (other than metal) trade:		All other trades:	
Wholesale merchants	100	Commission merchants	31	Wholesale merchants	373
Iron and steel products (except as classified) (13.2 per cent of reported commodity sales)	63,378	Export commission houses	307	Meats and meat products, fresh and cured (4.2 per cent of reported commodity sales)	10,053
Farm products (not elsewhere specified) trade:		Export merchants	4	Food products (not elsewhere specified) trade:	
Wholesale merchants	8	Wholesale merchants	923	Brokers	147
Hardware trade:		Metals and minerals (except petroleum and scrap) trade:		Commission merchants	668
Manufacturers' sales branches	30	Selling agents	63	Manufacturers' sales branches	15,310
Wholesale merchants	725	Luggage, saddlery, harness, and gloves (except dress) (0.1 per cent of reported commodity sales)	390	Wholesale merchants	2,657
Iron and steel scrap and other materials trade:		Chemical, drug, and allied products trade:		Grocery and food specialties trade:	
Wholesale merchants	1,234	Wholesale merchants	8	Brokers	3
Lumber and building materials (other than metal) trade:		Dry-goods and apparel trade:		Cash-and-carry wholesalers	15
Manufacturers' agents	50	Wholesale merchants	126	Chain store warehouses	120
Wholesale merchants	38	Hardware trade:		Commission merchants	50
Machinery, equipment, and supplies (except electrical) trade:		Wholesale merchants	60	Manufacturers' agents	163
Commission merchants	6	Jewelry and optical goods trade:		Selling agents	81
Manufacturers' agents	62	Wholesale merchants	5	Wholesale merchants	964
Wholesale merchants	1,244	Leather and leather goods (except gloves and shoes) trade:		Musical instruments and parts (except radios) (0.2 per cent of reported commodity sales)	760
Metals and minerals (except petroleum and scrap) trade:		Wholesale merchants	98	Chemical, drug, and allied products trade:	
Manufacturers' agents	627	All other trades:		Wholesale merchants	3
Manufacturers' sales branches	52,519	Wholesale merchants	93	Electrical trade:	
Selling agents	3,656	Lumber, rough and dressed (7.8 per cent of reported commodity sales)	37,406	Wholesale merchants	52
Wholesale merchants	829	Forest products (except lumber) trade:		Furniture and house furnishings trade:	
Paper and paper products trade:		Wholesale merchants	20	Wholesale merchants	791
Manufacturers' sales branches	17	Lumber and building materials (other than metal) trade:		Hardware trade:	
Plumbing and heating equipment and supplies trade:		Brokers	154	Wholesale merchants	3
Manufacturers' sales branches	14	Commission merchants	725	Nonferrous metals (not classified elsewhere) (less than 0.1 per cent of reported commodity sales)	226
Wholesale merchants	648	Drop shippers	4,054	Hardware trade:	
All other trades:		Export commission houses	1,200	Wholesale merchants	4
Wholesale merchants	1,670	Export merchants	6,853	Machinery, equipment, and supplies (except electrical) trade:	
Jewelry (0.1 per cent of reported commodity sales)	421	Manufacturers' agents	970	Manufacturers' agents	18
Chemical, drug, and allied products trade:		Purchasing agents	130	Wholesale merchants	29
Wholesale merchants	30	Wholesale merchants	23,285	Metals and minerals (except petroleum and scrap) trade:	
Dry-goods and apparel trade:		Machinery, equipment, and supplies (except electrical) trade:		Manufacturers' sales branches	71
Wholesale merchants	2	Wholesale merchants	5	Wholesale merchants	80
Hardware trade:		Machinery, equipment, and supplies (industrial) (2.5 per cent of reported commodity sales)	12,088	All other trades:	
Wholesale merchants	53	Automotive trade:		Wholesale merchants	24
Jewelry and optical goods trade:		Manufacturers' sales branches	107	Notions and dry goods, small wares (0.4 per cent of reported commodity sales)	1,765
Wholesale merchants	285	Chemical, drug, and allied products trade:		Chemical, drug, and allied products trade:	
Machinery, equipment, and supplies (except electrical) trade:		Wholesale merchants	2	Wholesale merchants	21
Wholesale merchants	27	Electrical trade:		Dry-goods and apparel trade:	
All other trades:		Manufacturers' sales branches	76	Chain-store warehouses	2
Wholesale merchants	24	Hardware trade:		Wholesale merchants	1,071
Junk and scrap (0.5 per cent of reported commodity sales)	1,236	Wholesale merchants	387	Paper and paper products trade:	
Farm products (not elsewhere specified) trade:		Iron and steel scrap and other waste materials trade:		Wholesale merchants	9
Wholesale merchants	6	Wholesale merchants	13	All other trades:	
Iron and steel scrap and other waste materials trade:		Machinery, equipment, and supplies (except electrical) trade:		Wholesale merchants	2
Wholesale merchants	1,228	Commission merchants	256	Office and store machines and equipment (0.1 per cent of reported commodity sales)	382
Machinery, equipment, and supplies (except electrical) trade:		Importers	8	Machinery, equipment, and supplies (except electrical) trade:	
Wholesale merchants	2	Manufacturers' agents	570	Manufacturers' agents	21
Lead pigs, bars, sheets, and pipe (less than 0.1 per cent of reported commodity sales)	149	Manufacturers' sales branches	4,619	Manufacturers' sales branches	133
Hardware trade:		Selling agents	39	Selling agents	115
Wholesale merchants	10	Wholesale merchants	2,992	Wholesale merchants	13
Machinery, equipment, and supplies (except electrical) trade:		Metals and minerals (except petroleum and scrap) trade:		Oils, animal and vegetable (less than 0.1 per cent of reported commodity sales)	141
Wholesale merchants	17	Manufacturers' agents	400	Chemical, drug, and allied products trade:	
Plumbing and heating equipment and supplies trade:		Manufacturers' sales branches		Wholesale merchants	10
Manufacturers' sales branches	7	Wholesale merchants		Farm products (not elsewhere specified) trade:	
Wholesale merchants	83	Manufacturers' agents		Export merchants	160
All other trades:		Wholesale merchants			
Wholesale merchants	32				

TABLE 13.—COMMODITY SALES, BY KIND OF BUSINESS AND TYPE OF ESTABLISHMENTS—Continued

COMMODITY SALES—Continued

[Expressed in thousands of dollars]

COMMODITY BY KIND OF BUSINESS AND TYPE OF ESTABLISHMENT	Net sales	COMMODITY BY KIND OF BUSINESS AND TYPE OF ESTABLISHMENT	Net sales	COMMODITY BY KIND OF BUSINESS AND TYPE OF ESTABLISHMENT	Net sales
Oils, animal and vegetable—Continued.		Piece goods, all kinds—Continued.		Sheet metal work—Continued.	
Hardware trade:		Machinery, equipment, and supplies (except electrical) trade:		Metals and minerals (except petroleum and scrap) trade:	
Wholesale merchants.....	\$7	Wholesale merchants.....	\$78	Manufacturers' sales branches.....	\$243
Machinery, equipment, and supplies (except electrical) trade:		All other trades:		Wholesale merchants.....	10
Wholesale merchants.....	2	Wholesale merchants.....	177	All other trades:	
All other trades:		Plumbing and heating equipment and supplies (0.7 per cent of reported commodity sales)		Wholesale merchants.....	8
Wholesale merchants.....	22	Hardware trade:		Shoes and other footwear (including rubber) (0.2 per cent of reported commodity sales)	
Optical goods (less than 0.1 per cent of reported commodity sales)		Wholesale merchants.....	3,506	Automotive trade:	
Chemical, drug, and allied products trade:		Lumber and building materials (other than metal) trade:		Manufacturers' sales branches.....	27
Wholesale merchants.....	116	Wholesale merchants.....	203	Dry-goods and apparel trade:	
Jewelry and optical goods trade:		Machinery, equipment, and supplies (except electrical) trade:		Chain store warehouses.....	34
Manufacturers' sales branches.....	07	Manufacturers' agents.....	33	Wholesale merchants.....	471
Wholesale merchants.....	15	Wholesale merchants.....	22	Hardware trade:	
Ores, metallic (less than 0.1 per cent of reported commodity sales)		Wholesale merchants.....	298	Wholesale merchants.....	2
Metals and minerals (except petroleum and scrap) trade:		Metals and minerals (except petroleum and scrap) trade:		Machinery, equipment, and supplies (except electrical) trade:	
Selling agents.....	23	Wholesale merchants.....	100	Manufacturers' sales branches.....	3
Paints, varnishes, and lacquers (0.2 per cent of reported commodity sales)		Plumbing and heating equipment and supplies trade:		All other trades:	
Chemical, drug, and allied products trade:		Manufacturers' agents.....	155	Manufacturers' sales branches.....	321
Manufacturers' sales branches.....	41	Manufacturers' sales branches.....	1,206	Wholesale merchants.....	6
Wholesale merchants.....	303	Wholesale merchants.....	1,209	Silk, raw (less than 0.1 per cent of reported commodity sales)	
Hardware trade:		All other trades:		Dry-goods and apparel trade:	
Wholesale merchants.....	265	Wholesale merchants.....	190	Wholesale merchants.....	4
Lumber and building materials (other than metal) trade:		Radio sets, parts, and accessories (0.3 per cent of reported commodity sales)		Soaps and toilet preparations (0.8 per cent of reported commodity sales)	
Manufacturers' sales branches.....	142	Electrical trade:		Chemical, drug, and allied products trade:	
Wholesale merchants.....	70	Wholesale merchants.....	1,623	Manufacturers' agents.....	20
Machinery, equipment, and supplies (except electrical) trade:		Furniture and house furnishings trade:		Manufacturers' sales branches.....	1,619
Manufacturers' agents.....	4	Wholesale merchants.....	422	Wholesale merchants.....	748
Wholesale merchants.....	110	Hardware trade:		Dry-goods and apparel trade:	
Plumbing and heating equipment and supplies trade:		Wholesale merchants.....	125	Chain store warehouses.....	6
Wholesale merchants.....	26	Machinery, equipment, and supplies (except electrical) trade:		Wholesale merchants.....	4
All other trades:		Wholesale merchants.....	61	Food products (not elsewhere specified) trade:	
Wholesale merchants.....	229	All other trades:		Manufacturers' sales branches.....	282
Paper (wrapping, book, wall paper, etc.) (0.4 per cent of reported commodity sales)		Wholesale merchants.....	239	Wholesale merchants.....	14
Chemical, drug, and allied products trade:		Refrigerators, mechanical (household and commercial) (0.1 per cent of reported commodity sales)		Grocery and food specialties trade:	
Manufacturers' sales branches.....	18	Electrical trade:		Brokers.....	19
Wholesale merchants.....	37	Wholesale merchants.....	300	Cash-and-carry wholesalers.....	91
Dry-goods and apparel trade:		Hardware trade:		Chain store warehouses.....	47
Chain-store warehouses.....	2	Wholesale merchants.....	320	Wholesale merchants.....	756
Iron and steel scrap and other waste materials trade:		Machinery, equipment, and supplies (except electrical) trade:		Machinery, equipment, and supplies (except electrical) trade:	
Wholesale merchants.....	20	Manufacturers' agents.....	5	Wholesale merchants.....	232
Machinery, equipment, and supplies (except electrical) trade:		Selling agents.....	10	All other trades:	
Wholesale merchants.....	27	Wholesale merchants.....	22	Wholesale merchants.....	5
Paper and paper products trade:		All other trades:		Sporting goods (0.1 per cent of reported commodity sales)	
Wholesale merchants.....	1,650	Manufacturers' agents.....	30	Hardware trade:	
All other trades:		Sand, gravel, and crushed stone (0.2 per cent of reported commodity sales)		Wholesale merchants.....	257
Wholesale merchants.....	8	Hardware trade:		Machinery, equipment, and supplies (except electrical) trade:	
Paper products (0.2 per cent of reported commodity sales)		Wholesale merchants.....	2	Wholesale merchants.....	27
Chemical, drug, and allied products trade:		Lumber and building materials (other than metal) trade:		All other trades:	
Wholesale merchants.....	52	Manufacturers' agents.....	9	Manufacturers' sales branches.....	14
General merchandise trade:		Manufacturers' sales branches.....	42	Wholesale merchants.....	302
Wholesale merchants.....	8	Wholesale merchants.....	781	Stationery and stationery supplies (0.1 per cent of reported commodity sales)	
Iron and steel scrap and other waste materials trade:		Metals and minerals (except petroleum and scrap) trade:		Chemical, drug, and allied products trade:	
Wholesale merchants.....	16	Wholesale merchants.....	170	Wholesale merchants.....	505
Machinery, equipment, and supplies (except electrical) trade:		All other trades:		Dry-goods and apparel trade:	
Wholesale merchants.....	47	Wholesale merchants.....	1	Wholesale merchants.....	11
Paper and paper products trade:		Secondhand merchandise (all kinds) (0.1 per cent of reported commodity sales)		Farm products (not elsewhere specified) trade:	
Manufacturers' sales branches.....	62	Farm products (not elsewhere specified) trade:		Selling agents.....	2
Wholesale merchants.....	903	Wholesale merchants.....	300	Machinery, equipment, and supplies (except electrical) trade:	
All other trades:		All other trades:		Manufacturers' sales branches.....	13
Manufacturers' sales branches.....	7	Wholesale merchants.....	3	Paper and paper products trade:	
Selling agents.....	2	Seeds (field and garden) and bulbs (less than 0.1 per cent of reported commodity sales)		Manufacturers' sales branches.....	39
Wholesale merchants.....	3	Farm products (not elsewhere specified) trade:		Wholesale merchants.....	234
Petroleum and petroleum products (9.2 per cent of reported commodity sales)		Brokers.....		All other trades:	
Automotive trade:		Wholesale merchants.....	176	Wholesale merchants.....	2
Wholesale merchants.....	77	Farm supplies (except machinery and equipment) trade:		Surgical, dental, and hospital equipment and supplies (0.1 per cent of reported commodity sales)	
Chemical, drug, and allied products trade:		Wholesale merchants.....	13	Chemical, drug, and allied products trade:	
Wholesale merchants.....	5	Farm supplies (except machinery and equipment) trade:		Manufacturers' agents.....	20
Hardware trade:		Wholesale merchants.....	65	Wholesale merchants.....	249
Wholesale merchants.....	73	Sheet metal work (0.1 per cent of reported commodity sales)		Machinery, equipment, and supplies (except electrical) trade:	
Petroleum and petroleum products trade:		Hardware trade:		Manufacturers' sales branches.....	15
Bulk tank stations.....	21,929	Wholesale merchants.....	840	Wholesale merchants.....	208
District and general sales offices.....	16,889	Lumber and building materials (other than metal) trade:		Textile products (not classified elsewhere) (0.1 per cent of reported commodity sales)	
Wholesale merchants.....	4,719	Manufacturers' agents.....		Dry-goods and apparel trade:	
All other trades:		Wholesale merchants.....	4	Chain store warehouses.....	2
Wholesale merchants.....	88	Machinery, equipment, and supplies (except electrical) trade:		Wholesale merchants.....	121
Piece goods, all kinds (0.9 per cent of reported commodity sales)		Wholesale merchants.....	10	Furniture and house furnishings trade:	
Dry-goods and apparel trade:		Sheet metal work (0.1 per cent of reported commodity sales)		Wholesale merchants.....	63
Chain-store warehouses.....	33	Hardware trade:			
Wholesale merchants.....	3,830	Wholesale merchants.....	10		

CENSUS OF DISTRIBUTION

TABLE 13.—COMMODITY SALES, BY KIND OF BUSINESS AND TYPE OF ESTABLISHMENT—Continued

COMMODITY SALES—Continued

[Expressed in thousands of dollars]

COMMODITY BY KIND OF BUSINESS AND TYPE OF ESTABLISHMENT	Net sales	COMMODITY BY KIND OF BUSINESS AND TYPE OF ESTABLISHMENT	Net sales	COMMODITY BY KIND OF BUSINESS AND TYPE OF ESTABLISHMENT	Net sales
Textile products—Continued.		Wood products—Continued.		Miscellaneous commodities—Continued.	
Iron and steel scrap and other waste materials trade:		General merchandise trade:		Farm products (not elsewhere specified) trade:	
Wholesale merchants.....	\$40	Wholesale merchants.....	\$7	Brokers.....	\$355
All other trades:		Hardware trade:		Commission merchants.....	8
Wholesale merchants.....	26	Wholesale merchants.....	172	Selling agents.....	3
Tin, block (less than 0.1 per cent of reported commodity sales)	2	Lumber and building materials (other than metal) trade:		Wholesale merchants.....	1
Hardware trade:		Commission merchants.....	15	Farm supplies (except machinery and equipment) trade:	
Wholesale merchants.....	1	Manufacturers' agents.....	53	Brokers.....	182
Machinery, equipment, and supplies (except electrical) trade:		Manufacturers' sales branches.....	203	Wholesale merchants.....	700
Wholesale merchants.....	1	Wholesale merchants.....	698	Food products (not elsewhere specified) trade:	
Toilet articles (less than 0.1 per cent of reported commodity sales)	71	Machinery, equipment, and supplies (except electrical) trade:		Brokers.....	14
Chemical, drug, and allied products trade:		Wholesale merchants.....	4	Manufacturers' sales branches.....	35
Wholesale merchants.....	38	All other trades:		Wholesale merchants.....	30
Dry-goods and apparel trade:		Manufacturers' agents.....	48	Forest products (except lumber) trade:	
Wholesale merchants.....	7	Wholesale merchants.....	451	Manufacturers' agents.....	12
Hardware trade:		Wool, raw (less than 0.1 per cent of reported commodity sales)	111	Furniture and house furnishings trade:	
Wholesale merchants.....	1	Farm products (not elsewhere specified) trade:		Wholesale merchants.....	12
Machinery, equipment, and supplies (except electrical) trade:		Wholesale merchants.....	22	General merchandise trade:	
Wholesale merchants.....	25	Iron and steel scrap and other waste materials trade:		Wholesale merchants.....	5
Toys and games (less than 0.1 per cent of reported commodity sales)	170	Wholesale merchants.....	80	Grocery and food specialties trade:	
Chemical, drug, and allied products trade:		Yarns (less than 0.1 per cent of reported commodity sales)	21	Brokers.....	334
Wholesale merchants.....	8	Dry-goods and apparel trade:		Cash-and-carry wholesalers.....	51
Dry-goods and apparel trade:		Wholesale merchants.....	21	District and general sales offices.....	5
Chain-store warehouses.....	3	Zinc bars, plates, shapes, and sheets (less than 0.1 per cent of reported commodity sales)	4	Manufacturers' agents.....	85
Wholesale merchants.....	2	Hardware trade:		Manufacturers' sales branches.....	109
Hardware trade:		Wholesale merchants.....	1	Selling agents.....	38
Wholesale merchants.....	43	Machinery, equipment, and supplies (except electrical) trade:		Wholesale merchants.....	2,776
Machinery, equipment, and supplies (except electrical) trade:		Manufacturers' agents.....	2	Hardware trade:	
Wholesale merchants.....	2	Wholesale merchants.....	1	Wholesale merchants.....	251
Paper and paper products trade:		Machinery, equipment, and supplies (except electrical) trade:		Leather and leather goods (except gloves and shoes) trade:	
Wholesale merchants.....	12	Manufacturers' agents.....	2	Wholesale merchants.....	43
Tobacco and tobacco products (except leaf) trade:		Wholesale merchants.....	1	Machinery, equipment, and supplies (except electrical) trade:	
Wholesale merchants.....	10	Miscellaneous commodities (1.3 per cent of reported commodity sales)	6,227	Manufacturers' sales branches.....	17
All other trades:		Automotive trade:		Wholesale merchants.....	312
Wholesale merchants.....	90	Wholesale merchants.....	4	Paper and paper products trade:	
Wood products (0.4 per cent of reported commodity sales)	1,887	Chemical, drug, and allied products trade:		Wholesale merchants.....	137
Forest products (except lumber) trade:		Manufacturers' sales branches.....	2	Petroleum and petroleum products trade:	
Export merchants.....	214	Wholesale merchants.....	442	Bulk tank stations.....	8
Manufacturers' agents.....	17	Electrical trade:		District and general sales offices.....	1
		Manufacturers' sales branches.....	4	Plumbing and heating equipment and supplies trade:	
				Wholesale merchants.....	178
				Tobacco and tobacco products (except leaf) trade:	
				Wholesale merchants.....	70
				All other trades:	
				Selling agents.....	1
				Wholesale merchants.....	1

ARIZONA

CONTENTS

	Page
Map.....	160
Table 1.—Summary of wholesale trade, by principal classifications.....	161
Table 2.—Wholesalers only, by kinds of business.....	161
Table 3.—Wholesale trade, by kind of business.....	162
Table 4.—Wholesale trade, by type of establishment.....	164
Table 5.—Number of establishments, by type and kind of business.....	165
Tables 6, 7.—Net sales and total expenses, by type of establishment, and kind of business.....	166
Table 8.—Summary of wholesale trade, by character of organization.....	166
Table 9.—Wholesale trade, by the number of marketing units and kind of business.....	167
Table 10.—Employees engaged in wholesale trade, by kind of business.....	168
Table 11.—Classification of wholesale merchants according to net sales, by kind of business.....	169
Table 12.—Number of establishments, by kind of business for cities having 20,000 population and over.....	170
Table 13.—Commodity sales, by kind of business and type of establishment.....	170

WHOLESALE CENTERS IN ARIZONA

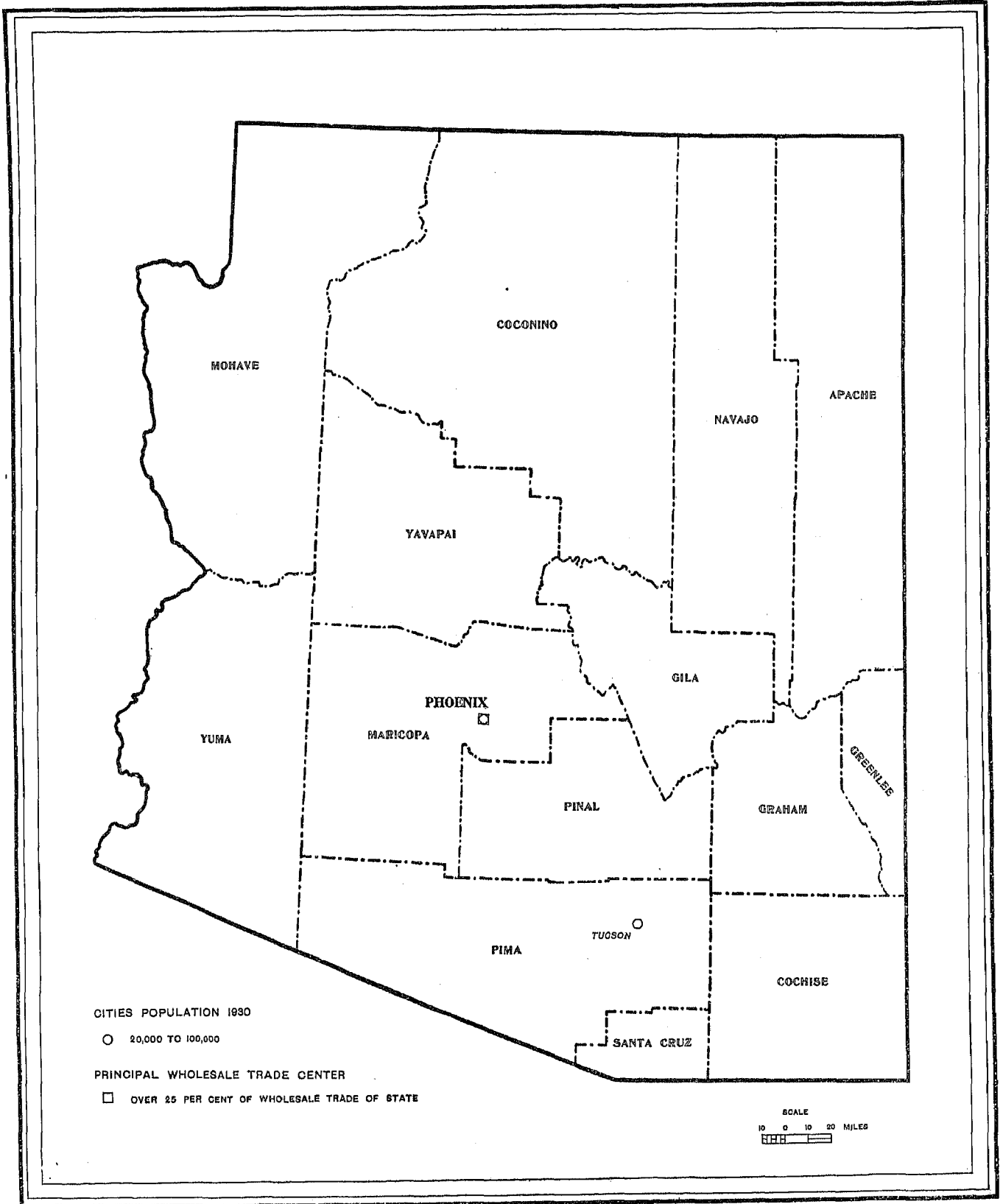


TABLE 1.—SUMMARY OF WHOLESALE TRADE, BY PRINCIPAL CLASSIFICATIONS

[An (x) indicates that the amount must be withheld to avoid disclosure of individual operations, but it is included in the totals]

KIND OF BUSINESS (Establishments classified by major lines of merchandise)	Number of establishments	NUMBER OF EMPLOYEES (proprietors not included)			SALARIES AND WAGES	TOTAL EXPENSES (including salaries and wages)	STOCKS ON HAND, END OF YEAR (at cost)	NET SALES	
		Total	Male	Female				Amount	Per cent of total
The State.....	358	3,564	3,161	393	\$5,420,095	\$11,049,854	\$9,376,879	\$97,564,221	100.00
Automotive.....	13	156	143	13	334,818	669,906	459,165	4,185,552	4.20
Chemicals, drugs, and allied products.....	6	88	72	10	137,765	253,372	480,632	2,045,504	2.10
Dry goods and apparel.....	2	(x)	(x)	(x)	(x)	(x)	(x)	(x)	(x)
Electrical.....	9	130	110	20	233,801	462,467	304,676	3,331,790	3.42
Farm products (not elsewhere specified).....	20	64	59	5	112,657	690,665	190,934	9,447,723	9.68
Farm supplies (except machinery and equipment).....	13	43	39	4	62,700	129,011	199,877	1,585,032	1.62
Food products (not elsewhere specified).....	51	906	798	108	997,160	2,048,267	947,841	20,539,976	21.05
Forest products (except lumber).....	1	(x)	(x)	(x)	(x)	(x)	(x)	(x)	(x)
Furniture and house furnishings.....	3	6	5	1	10,856	23,031	32,671	202,146	.21
General merchandise.....	3	56	47	9	109,171	185,001	207,945	1,104,279	1.13
Groceries and food specialties.....	62	580	501	79	1,104,086	2,081,052	3,244,185	27,392,942	28.08
Hardware.....	5	95	84	11	184,871	317,894	718,512	2,577,043	2.64
Iron and steel scrap and other waste materials.....	3	15	14	1	14,006	30,835	12,088	322,725	.33
Jewelry and optical goods.....	2	(x)	(x)	(x)	(x)	(x)	(x)	(x)	(x)
Leather and leather goods (except gloves and shoes).....	3	4	4	—	5,690	14,755	34,555	74,120	.08
Lumber and building materials (other than metal).....	12	101	94	7	212,885	315,085	183,217	1,529,014	1.57
Machinery, equipment, and supplies (except electrical).....	35	215	181	34	401,650	729,540	610,530	4,233,784	4.33
Metals and minerals (except petroleum and scrap).....	1	(x)	(x)	(x)	(x)	(x)	(x)	(x)	(x)
Paper and paper products.....	3	21	18	3	35,213	65,338	93,664	553,388	.57
Petroleum and petroleum products.....	87	907	842	65	1,214,524	2,408,239	1,000,406	13,710,070	14.06
Plumbing and heating equipment and supplies.....	4	75	64	11	132,411	415,360	375,244	1,990,542	2.04
Tobacco and tobacco products (except leaf).....	5	18	17	1	34,481	68,801	52,418	1,842,673	1.89
All other.....	6	17	14	3	0,505	20,153	17,028	168,106	.17

TABLE 2.—WHOLESALE ONLY, BY KIND OF BUSINESS

[An (x) indicates that the amount must be withheld to avoid disclosure of individual operations, but it is included in the totals]

KIND OF BUSINESS (Establishments classified by major lines of merchandise)	Number of establishments	NUMBER OF EMPLOYEES (proprietors not included)			SALARIES AND WAGES	TOTAL EXPENSES (including salaries and wages)	STOCKS ON HAND, END OF YEAR (at cost)	NET SALES		CREDIT SALES ¹ (see text, p. 50)		SALES TO ULTIMATE CONSUMERS (at retail)	SALES TO INDUSTRIAL CONSUMERS
		Total	Male	Female				Amount	Per cent of total	Amount	Per cent of net sales		
The State.....	169	1,726	1,514	212	\$3,114,380	\$6,201,038	\$6,797,637	\$49,773,887	100.00	\$28,289,832	56.84	\$2,419,273	\$5,677,588
Types of wholesalers:													
Service wholesalers.....	154	1,578	1,380	189	2,835,770	5,048,361	6,218,084	45,693,909	91.80	26,253,350	57.45	2,389,255	4,610,535
Exporters.....	2	(x)	(x)	(x)	(x)	(x)	(x)	(x)	(x)	(x)	(x)	(x)	(x)
Importers.....	3	(x)	(x)	(x)	(x)	(x)	(x)	(x)	(x)	(x)	(x)	(x)	(x)
Wholesale merchants.....	149	1,533	1,367	176	2,704,425	5,176,303	6,160,339	40,274,808	80.92	26,138,350	64.90	2,389,255	2,652,108
Limited function wholesalers ²	8	41	36	5	71,260	148,319	201,768	2,087,337	4.20	267,138	12.32	30,018	—
Supply and machinery distributors.....	7	107	89	18	207,341	404,358	377,795	1,992,651	4.00	1,779,344	89.30	—	1,007,063
Automotive.....	10	144	133	11	316,892	616,413	396,679	3,324,112	6.68	1,249,135	37.58	707,675	46,186
Automobiles and other motor vehicles.....	2	(x)	(x)	(x)	(x)	(x)	(x)	(x)	(x)	(x)	(x)	(x)	(x)
Automotive equipment.....	6	99	92	7	229,143	434,187	280,772	1,762,659	3.54	1,190,315	67.53	19,567	46,186
Automobile parts (new and used).....	2	(x)	(x)	(x)	(x)	(x)	(x)	(x)	(x)	(x)	(x)	(x)	(x)
Chemicals, drugs, and allied products.....	6	88	72	16	137,765	253,372	480,632	2,045,504	4.11	1,862,492	90.56	12,102	100,478
Chemicals.....	1	(x)	(x)	(x)	(x)	(x)	(x)	(x)	(x)	(x)	(x)	(x)	(x)
Drugs and drug sundries (general line).....	4	69	54	15	110,618	190,934	410,066	1,762,037	3.52	1,584,571	90.44	(x)	(x)
Paints, varnishes, lacquers, and enamels.....	1	(x)	(x)	(x)	(x)	(x)	(x)	(x)	(x)	(x)	(x)	(x)	(x)
Dry goods and apparel.....	2	(x)	(x)	(x)	(x)	(x)	(x)	(x)	(x)	(x)	(x)	(x)	(x)
Electrical.....	6	110	101	18	209,155	430,831	275,368	3,313,645	6.65	2,238,035	96.73	5,000	880,591
Farm products (not elsewhere specified).....	6	14	13	1	20,478	239,549	93,007	2,468,361	4.96	31,175	1.20	—	1,968,427
Farm supplies (except machinery and equipment).....	7	35	33	2	46,470	87,985	87,337	1,029,204	2.07	718,810	69.31	278,472	—
Farm supplies (except feed and fertilizer).....	1	(x)	(x)	(x)	(x)	(x)	(x)	(x)	(x)	(x)	(x)	(x)	(x)
Feed.....	5	81	29	2	40,228	78,843	78,843	927,811	1.86	711,988	76.74	278,472	—
Fertilizer and fertilizer materials.....	1	(x)	(x)	(x)	(x)	(x)	(x)	(x)	(x)	(x)	(x)	(x)	(x)
Food products (not elsewhere specified).....	30	267	232	25	445,617	1,068,819	162,591	9,039,809	18.16	3,772,483	41.75	64,553	—
Confectionery and soft drinks.....	4	11	8	3	15,101	27,084	19,174	103,707	.21	42,134	40.63	—	—
Dairy products.....	1	(x)	(x)	(x)	(x)	(x)	(x)	(x)	(x)	(x)	(x)	(x)	(x)
Poultry and poultry products.....	2	(x)	(x)	(x)	(x)	(x)	(x)	(x)	(x)	(x)	(x)	(x)	(x)
Fish and sea foods.....	1	(x)	(x)	(x)	(x)	(x)	(x)	(x)	(x)	(x)	(x)	(x)	(x)
Fruits and vegetables (fresh).....	14	162	141	21	309,493	743,542	103,267	6,997,092	14.06	2,542,618	36.34	—	—
Meats and meat products.....	8	63	63	—	102,890	200,746	39,392	1,664,322	3.34	1,125,931	67.65	64,553	—
Forest products (except lumber).....	1	(x)	(x)	(x)	(x)	(x)	(x)	(x)	(x)	(x)	(x)	(x)	(x)
Furniture and house furnishings.....	2	(x)	(x)	(x)	(x)	(x)	(x)	(x)	(x)	(x)	(x)	(x)	(x)
General merchandise.....	3	66	47	9	109,171	185,001	207,945	1,104,279	2.22	807,399	73.12	398,507	—

¹ Credit sales are not on a basis completely comparable to net sales in some kinds of business classifications since certain establishments did not answer this inquiry, and also what constituted credit sales for census purposes was in some few instances interpreted differently by reporting companies.

² Includes 2 cash-and-carry wholesalers, 1 drop shipper, 1 mail-order wholesaler, 3 wagon distributors, and 1 cooperative-buying association.

CENSUS OF DISTRIBUTION

TABLE 2.—WHOLESALE ONLY, BY KIND OF BUSINESS—Continued

[An (x) indicates that the amount must be withheld to avoid disclosure of individual operations, but it is included in the totals]

KIND OF BUSINESS (Establishments classified by major lines of merchandise)	Number of establishments	NUMBER OF EMPLOYEES (proprietors not included)			SALARIES AND WAGES	TOTAL EXPENSES (including salaries and wages)	STOCKS ON HAND, END OF YEAR (at cost)	NET SALES		CREDIT SALES (see text, p. 60)		SALES TO ULTIMATE CONSUMERS (at retail)	SALES TO INDUSTRIAL CONSUMERS
		Total	Male	Female				Amount	Per cent of total	Amount	Per cent of net sales		
Groceries and food specialties.....	41	488	421	67	\$887,885	\$1,542,458	\$3,008,288	\$17,202,594	34.56	\$9,984,155	57.75	\$627,076	
Groceries (general line).....	34	400	394	66	849,760	1,372,309	2,982,679	16,693,683	33.54	9,003,645	57.53	627,456	
Food and grocery specialties.....	7	28	27	1	38,125	170,149	25,607	508,911	1.02	330,610	64.04	220	
Hardware.....	5	95	84	11	184,871	317,894	718,512	2,577,043	5.18	1,261,649	48.95	200,000	\$1,080,128
Iron and steel scrap and other waste materials.....	3	15	14	1	14,008	30,635	12,088	322,725	.65	200,000	61.97		200,000
Jewelry and optical goods.....	1	(x)	(x)		(x)	(x)	(x)	(x)	(x)	(x)	(x)		
Leather and leather goods (except gloves and shoes).....	3	4	4		5,696	14,755	34,555	74,120	.15	45,967	62.02		13,158
Lumber and building materials (other than metal).....	9	97	91	6	207,000	305,112	189,217	1,393,714	2.80	532,718	38.22	29,000	10,000
Construction and building materials (other than metal and wood).....	6	19	17	2	25,984	58,430	71,151	397,531	.80	207,777	52.27	4,000	
Lumber and millwork.....	3	78	74	4	181,016	246,682	112,066	996,183	2.00	324,941	32.02	25,000	10,000
Machinery, equipment, and supplies (except electrical).....	14	148	122	26	274,445	533,155	521,393	2,839,379	5.70	2,400,377	84.86	31,538	1,007,053
Commercial equipment and supplies.....	1	(x)	(x)	(x)	(x)	(x)	(x)	(x)	(x)	(x)	(x)		
Farm machinery and equipment.....	2	(x)	(x)	(x)	(x)	(x)	(x)	(x)	(x)	(x)	(x)		
Manufacturing, mining, and drilling machinery, equipment, and supplies.....	7	107	80	18	207,341	404,358	377,795	1,992,651	4.00	1,779,344	89.30		1,007,053
Professional equipment and supplies.....	3	21	15	6	45,872	80,286	97,157	495,094	.99	440,810	89.04	1,520	
Service equipment and supplies.....	1					(x)	(x)	(x)	(x)	(x)	(x)		
Metals and minerals (except petroleum and scrap).....	1	(x)	(x)		(x)	(x)	(x)	(x)	(x)	(x)	(x)		
Paper and paper products.....	3	21	18	3	35,213	65,338	93,964	553,388	1.11	553,388	100.00		
Petroleum and petroleum products.....	3	4	4		8,597	23,080	7,988	196,745	.40	83,825	42.61	3,750	
Plumbing and heating equipment and supplies.....	3	(x)	(x)	(x)	(x)	(x)	(x)	(x)	(x)	(x)	(x)	(x)	(x)
Tobacco and tobacco products (except leaf).....	4	(x)	(x)	(x)	(x)	(x)	(x)	(x)	(x)	(x)	(x)	(x)	(x)
All other.....	6	17	14	3	9,565	20,153	17,023	168,106	.34	52,000	30.93		
Books, periodicals, and newspapers.....	3	14	12	2	6,705	11,933	4,543	91,556	.19	2,000	2.18		
Miscellaneous kinds of business.....	3	3	2	1	2,860	8,215	12,485	76,550	.15	50,000	65.32		

TABLE 3.—WHOLESALE TRADE, BY KIND OF BUSINESS

[An (x) indicates that the amount must be withheld to avoid disclosure of individual operations, but it is included in the totals]

KIND OF BUSINESS (Establishments classified by major lines of merchandise)	Number of establishments	NUMBER OF EMPLOYEES (proprietors not included)			SALARIES AND WAGES	TOTAL EXPENSES (including salaries and wages)	STOCKS ON HAND, END OF YEAR (at cost)	NET SALES		CREDIT SALES	SALES TO ULTIMATE CONSUMERS (at retail)	SALES TO INDUSTRIAL CONSUMERS
		Total	Male	Female				Amount	Per cent of total			
Total.....	358	3,554	3,181	393	\$5,420,095	\$11,049,854	\$9,376,879	\$97,554,221	100.00	\$45,613,866	\$2,433,598	\$7,097,731
Wholesalers only.....	169	1,726	1,514	212	3,114,380	6,201,038	6,797,037	49,773,897	51.02	28,280,832	2,419,273	5,677,538
Assemblers and country buyers.....	31	341	274	67	294,479	694,538	199,750	5,816,325	5.96	27,000		
All other types of wholesale establishments.....	158	1,487	1,373	114	2,011,236	4,154,278	2,379,492	41,963,999	43.02	17,297,034	14,325	2,320,173
Automotive.....	13	156	143	13	334,818	669,906	459,185	4,186,552	4.29	2,097,819	707,675	49,186
Automobiles and other motor vehicles.....	2	(x)	(x)	(x)	(x)	(x)	(x)	(x)	(x)	(x)	(x)	(x)
Automotive equipment.....	6	99	92	7	229,143	434,187	280,772	1,762,659	1.81	1,190,315	19,567	46,186
Automobile parts (new and used).....	3	6	5	1	8,997	17,711	31,279	79,046	.08	58,820	6,471	
Tires and tubes.....	2	(x)	(x)	(x)	(x)	(x)	(x)	(x)	(x)	(x)	(x)	(x)
Chemicals, drugs, and allied products.....	6	88	72	16	137,765	263,372	480,032	2,045,504	2.10	1,852,492	12,102	108,478
Chemicals.....	4	(x)	(x)		(x)	(x)	(x)	(x)	(x)	(x)	(x)	(x)
Drugs and drug sundries (general line).....	1	69	54	15	110,618	190,934	410,666	1,752,037	1.80	1,584,671		
Paints, varnishes, lacquers, and enamels.....	1	(x)	(x)		(x)	(x)	(x)	(x)	(x)	(x)	(x)	(x)
Dry goods and apparel.....	2	(x)	(x)	(x)	(x)	(x)	(x)	(x)	(x)	(x)	(x)	(x)
Electrical.....	9	130	110	20	233,861	462,467	304,676	3,331,790	3.42	3,274,426	5,000	1,521,279
Farm products (not elsewhere specified).....	29	64	59	5	112,657	696,665	190,934	9,447,723	9.68	49,125		1,958,427
Cotton.....	19	35	31	4	63,600	502,731	54,189	8,525,132	8.74			1,958,427
Cotton.....	15	24	20	4	53,000	455,801	39,189	8,311,658	8.52			1,958,427
Cotton and cotton seed.....	4	11	11		10,600	39,930	15,000	213,474	.22			
Hides, skins, and furs.....	4	8	8		10,555	14,809	64,259	198,696	.20			
Other farm products.....	6	21	20	1	38,502	179,625	72,486	723,895	.74	49,125		

See footnotes at end of table.

WHOLESALE DISTRIBUTION—ARIZONA: 1929

TABLE 3.—WHOLESALE TRADE, BY KIND OF BUSINESS—Continued

[An (x) indicates that the amount must be withheld to avoid disclosure of individual operations, but it is included in the totals]

KIND OF BUSINESS (Establishments classified by major lines of merchandise)	Number of establishments	NUMBER OF EMPLOYEES (Proprietors not included)			SALARIES AND WAGES	TOTAL EXPENSES (Including salaries and wages)	STOCKS ON HAND, END OF YEAR (at cost)	NET SALES		CREDIT SALES	SALES TO ULTIMATE CONSUMERS (at retail)	SALES TO INDUSTRIAL CONSUMERS
		Total	Male	Female				Amount	Per cent of total			
THE STATE—Continued												
Farm supplies (except machinery and equipment)	13	43	39	4	\$62,700	\$129,011	\$199,877	\$1,585,032	1.02	\$740,310	\$278,472	
Farm supplies (except feed and fertilizer)	2	(x)	(x)		(x)	(x)	(x)	(x)	(x)	(x)		
Feed	10	37	33	4	51,298	112,303	191,017	1,250,155	1.28	738,988	278,472	
Fertilizer and fertilizer materials	1	(x)	(x)		(x)	(x)	(x)	(x)	(x)	(x)		
Food products (not elsewhere specified)	51	908	788	108	997,180	2,048,267	947,841	20,539,976	21.05	7,175,715	64,583	
Confectionery and soft drinks	4	11	8	3	15,101	27,034	19,174	103,707	.11	42,134		
Dairy products	1	(x)	(x)		(x)	(x)	(x)	(x)	(x)	(x)		
Poultry and poultry products	2	(x)	(x)	(x)	(x)	(x)	(x)	(x)	(x)	(x)		
Fish and sea foods	1	(x)	(x)		(x)	(x)	(x)	(x)	(x)	(x)		
Meats and meat products	15	156	150	6	249,080	555,129	197,121	6,517,077	6.08	4,454,274	64,583	
Fruits and vegetables (fresh)	28	718	620	98	713,946	1,438,607	730,788	13,047,504	13.99	2,617,507		
Fruits	2	184	131	53	75,224	153,533	58	789,767	.79	5,142		
Fruits and vegetables (general line)	16	418	400	18	442,423	705,031	677,864	7,213,598	7.39	1,537,470		
Vegetables	10	116	89	27	190,200	520,043	52,870	5,604,140	5.81	1,074,889		
Forest products (except lumber)	1	(x)	(x)		(x)	(x)	(x)	(x)	(x)	(x)		
Furniture and house furnishings	3	6	5	1	10,856	23,931	32,751	202,146	.21	67,116		
General merchandise	3	50	47	9	109,171	185,001	207,945	1,104,279	1.13	807,399	398,507	
Groceries and food specialties	62	580	501	79	1,104,086	2,081,952	3,244,185	27,392,942	28.08	11,840,607	627,876	
Groceries (general line)	41	488	415	73	937,548	1,503,314	3,070,332	22,631,104	23.20	9,082,120	627,456	
Food and grocery specialties	21	92	86	6	166,538	578,638	173,853	4,761,838	4.88	1,858,577	220	
Hardware	5	95	84	11	184,871	317,894	718,512	2,577,043	2.84	1,231,540	200,000	\$1,030,128
Iron and steel scrap and other waste materials	3	15	14	1	14,908	30,835	12,088	322,725	.33	200,000		200,000
Jewelry and optical goods	2	(x)	(x)		(x)	(x)	(x)	(x)	(x)	(x)		
Leather and leather goods (except gloves and shoes)	3	4	4		5,696	14,755	34,555	74,120	.08	45,967		13,153
Lumber and building materials (other than metal)	12	101	94	7	212,885	315,085	183,217	1,529,014	1.57	656,588	29,000	115,090
Construction and building materials (other than metal and wood)	6	19	17	2	25,984	58,430	71,151	397,531	.41	207,777	4,000	
Lumber and millwork	6	82	77	5	186,901	266,655	112,066	1,131,483	1.16	457,781	25,000	115,090
Machinery, equipment, and supplies (except electrical)	35	215	181	34	401,659	720,540	610,530	4,223,784	4.33	3,310,041	45,893	1,329,458
Commercial equipment and supplies	9	43	39	4	73,194	104,165	33,686	474,645	.49	153,274	12,501	50,241
Construction equipment and supplies	3	8	4	4	16,152	25,608	28,000	330,000	.34	297,250	30,018	
Farm machinery and equipment	2	(x)	(x)	(x)	(x)	(x)	(x)	(x)	(x)	(x)		
Manufacturing, mining, and drilling machinery, equipment, and supplies	15	124	106	18	242,810	468,687	390,824	2,510,941	2.57	2,151,592		1,273,217
Bottles and bottling equipment	2	(x)	(x)		(x)	(x)	(x)	(x)	(x)	(x)		(x)
Conveyor and hoisting machinery	1	(x)	(x)		(x)	(x)	(x)	(x)	(x)	(x)		(x)
Mill and mine supplies (general line)	7	90	74	16	181,821	318,240	347,865	1,902,651	1.95	1,724,344		1,127,053
Pumps, pump parts, and supplies	2	(x)	(x)		(x)	(x)	(x)	(x)	(x)	(x)		(x)
Other industrial machinery, equipment, and supplies	3	25	23	2	40,922	107,890	30,918	189,706	.19	151,163		
Professional equipment and supplies	3	21	15	6	45,872	80,286	97,167	495,094	.51	440,810	1,520	
Service equipment and supplies	3	(x)	(x)	(x)	(x)	(x)	(x)	(x)	(x)	(x)		(x)
Metals and minerals (except petroleum and scrap)	1	(x)	(x)		(x)	(x)	(x)	(x)	(x)	(x)		
Paper and paper products	3	21	18	3	35,213	65,338	93,664	553,388	.57	553,388		
Petroleum and petroleum products	87	907	842	65	1,214,524	2,408,239	1,000,406	13,716,070	14.06	8,187,550	3,750	1,281,990
Plumbing and heating equipment and supplies	4	76	64	11	132,411	415,360	375,244	1,990,542	2.04	1,292,602	37,000	392,572
Tobacco and tobacco products (except leaf)	5	18	17	1	34,481	68,801	52,418	1,842,673	1.89	1,466,964	24,000	
All other	6	17	14	3	9,555	20,163	17,028	168,106	.17	52,000		
Books, periodicals, and newspapers	3	14	12	2	6,705	11,938	4,543	91,556	.09	2,000		
Miscellaneous kinds of business	3	3	2	1	2,850	8,215	12,485	76,550	.08	50,000		
CITIES OF 20,000 TO 50,000 POPULATION												
PHOENIX (pop. 48,118)	141	2,375	2,101	274	\$3,382,627	\$6,586,764	\$5,744,837	\$60,741,829	100.00	\$27,029,803	\$629,838	\$7,701,734
Automotive	10	140	128	12	298,454	606,697	376,244	3,877,642	6.38	2,026,999	601,118	46,189
Chemicals, drugs, and allied products	4	46	43	3	80,007	169,248	324,997	1,524,076	2.51	1,457,919	12,102	100,478
Electrical	9	130	110	20	233,861	462,467	304,576	3,331,700	5.49	3,274,428	5,000	1,521,270
Farm products (not elsewhere specified)	4	18	14	4	49,400	456,247	35,689	6,889,174	11.34			1,958,427
Food products (not elsewhere specified)	23	632	604	78	676,009	1,290,242	333,904	11,372,582	18.72	3,414,750	64,553	
Furniture and house furnishings	3	6	5	1	10,856	23,931	32,751	202,146	.33	67,116		
Groceries and food specialties	22	273	241	32	581,384	1,008,212	1,674,635	14,454,108	23.80	3,987,772	220	
Hardware	3	62	56	6	123,673	196,609	420,450	1,763,630	2.90	555,000		930,128
Lumber and building materials (other than metal)	10	70	63	7	159,875	234,074	155,363	1,240,888	2.04	635,899	4,000	115,000
Machinery, equipment, and supplies (except electrical)	29	163	133	30	330,347	554,607	428,037	3,580,826	5.90	2,914,737	15,845	1,328,458
Petroleum and petroleum products	6	646	582	64	591,818	1,019,982	516,834	7,000,219	13.01	5,247,454		1,281,990
Plumbing and heating equipment and supplies	3	64	54	10	103,777	333,060	309,957	1,645,178	2.71	952,365	37,000	197,545
All other	15	75	68	7	123,166	233,508	335,680	2,958,070	4.87	2,495,467		213,153
TUCSON (pop. 32,500)	31	282	240	22	503,675	990,729	916,168	10,784,073	100.00	6,680,656	259,086	296,027
Food products (not elsewhere specified)	5	47	44	3	75,489	132,207	35,725	1,976,938	18.33	1,775,189		
Groceries	9	71	61	10	134,989	262,425	251,211	5,547,335	51.44	2,850,549		
Petroleum and petroleum products	6	35	35		87,092	203,519	53,896	878,413	8.15	388,179		
All other	11	109	100	9	206,105	392,578	576,336	2,351,387	22.08	1,646,739	259,086	296,027

See footnotes at end of table.

CENSUS OF DISTRIBUTION

TABLE 3.—WHOLESALE TRADE, BY KIND OF BUSINESS—Continued

KIND OF BUSINESS (Establishments classified by major lines of merchandise)	Number of establishments	NUMBER OF EMPLOYEES (proprietors not included)			SALARIES AND WAGES	TOTAL EXPENSES (including salaries and wages)	STOCKS ON HAND, END OF YEAR (at cost)	NET SALES		CREDIT SALES	SALES TO ULTIMATE CONSUMERS (at retail)	SALES TO INDUSTRIAL CONSUMERS
		Total	Male	Female				Amount	Per cent of total			
CITIES OF 5,000 TO 20,000 POPULATION												
Total.....	51	333	272	61	\$641, 082	\$1, 226, 530	\$961, 889	\$10, 837, 641		\$4, 420, 401	\$433, 655	
BISBEE (pop. 8,023).....	4	10	10		12, 750	30, 732	15, 501	237, 303		28, 827		
DOUGLAS (pop. 9,323).....	8	66	51	15	95, 602	169, 067	184, 987	1, 140, 699		790, 608		
GLOBE (pop. 7,157).....	9	64	59	5	105, 102	309, 940	228, 751	1, 879, 555		1, 094, 800		
MIAMI (pop. 7,693).....	6	26	25	1	53, 858	89, 347	80, 603	689, 047		364, 873		
NOGALES (pop. 6,006).....	17	80	61	19	134, 841	392, 118	148, 164	5, 243, 010		1, 033, 031		
PRESCOTT (pop. 5,517).....	7	87	66	21	138, 900	235, 326	303, 883	1, 038, 427		1, 107, 542	433, 655	

¹ Includes 5 establishments in electrical goods including appliances; 2 in electrical equipment and supplies; 1 in radios and radio equipment; and 1 in refrigerators (electric).
² Includes 1 establishment in dry goods and apparel; 1 in farm supplies (except machinery and equipment); 1 in general merchandise; 2 in iron and steel scrap and other waste materials; 1 in jewelry and optical goods; 2 in leather and leather goods (except gloves and shoes); 1 in metals and minerals (except petroleum and scrap); 2 in paper and paper products; and 2 in tobacco and tobacco products (except leaf); and 2 unclassified.
³ Includes 1 establishment in automotive; 1 in chemicals, drugs, and allied products; 1 in dry goods and apparel; 1 in hardware; 1 in jewelry and optical goods; 1 in leather and leather goods (except gloves and shoes); 1 in lumber and building materials (other than metal); 1 in machinery, equipment, and supplies (except electrical); 1 in paper and paper products; 1 in plumbing and heating equipment and supplies; and 1 in tobacco and tobacco products (except leaf).

TABLE 4.—WHOLESALE TRADE, BY TYPE OF ESTABLISHMENT

[An (X) indicates that the amount must be withheld to avoid disclosure of individual operations, but it is included in the totals]

TYPE OF ESTABLISHMENT	Number of establishments	NUMBER OF EMPLOYEES (proprietors not included)			SALARIES AND WAGES	TOTAL EXPENSES (including salaries and wages)	STOCKS ON HAND, END OF YEAR (at cost)	NET SALES	CREDIT SALES (see text, p. 50)		SALES TO ULTIMATE CONSUMERS (at retail)	SALES TO INDUSTRIAL CONSUMERS	AVERAGE SALES PER ESTABLISHMENT
		Total	Male	Female					Amount	Per cent of net sales			
THE STATE													
Total.....	358	3, 554	3, 101	393	\$5, 420, 085	\$11, 049, 554	\$9, 376, 879	\$97, 554, 221	\$45, 613, 966	46. 76	\$2, 433, 598	\$7, 997, 761	\$273, 495
Wholesalers only.....	169	1, 726	1, 514	212	3, 114, 380	6, 201, 038	6, 797, 637	49, 773, 897	28, 289, 832	56. 84	2, 410, 273	5, 077, 588	294, 820
Service wholesalers.....	154	1, 578	1, 389	180	2, 835, 770	5, 648, 361	6, 218, 084	45, 693, 909	26, 253, 350	57. 45	2, 389, 255	4, 610, 535	296, 714
Exporters.....	2	(X)	(X)	(X)	(X)	(X)	(X)	(X)	(X)	(X)		(X)	(X)
Importers.....	3	(X)	(X)	(X)	(X)	(X)	(X)	(X)	(X)	(X)		(X)	(X)
Wholesale merchants.....	149	1, 533	1, 357	176	2, 764, 426	5, 176, 393	6, 160, 339	40, 274, 808	26, 138, 350	64. 90	2, 389, 255	2, 652, 108	270, 301
Limited function wholesalers.....	8	41	36	5	71, 269	148, 319	201, 758	2, 087, 337	257, 138	12. 32	30, 018		200, 917
Supply and machinery distributors.....	7	107	89	18	207, 341	404, 358	377, 795	1, 992, 651	1, 779, 344	89. 30		1, 067, 053	284, 004
Bulk tank stations.....	84	903	838	65	1, 205, 927	2, 384, 250	992, 418	13, 519, 325	8, 083, 725	59. 79		1, 281, 990	160, 944
Chain store warehouses.....	2	(X)	(X)		(X)	(X)	(X)	(X)	(X)	(X)		(X)	(X)
Manufacturers' sales branches.....	35	221	205	16	394, 588	939, 037	590, 444	10, 521, 100	6, 642, 565	63. 14	12, 501	857, 638	300, 663
Cooperative sales agencies.....	1	(X)	(X)	(X)	(X)	(X)		(X)					
Agents and brokers.....	36	355	323	32	392, 022	801, 583	713, 568	17, 132, 585	2, 123, 381	12. 39	1, 824	75, 455	475, 905
Brokers.....	8	29	20	9	93, 521	152, 654	20, 076	7, 976, 132	27, 950	. 35			997, 016
Commission merchants.....	3	19	12	7	32, 202	47, 849	589, 836	2, 463, 003	300	. 01			821, 001
Import selling agents.....	5	13	9	4	20, 171	36, 122	736	698, 761	74, 889	10. 72			139, 752
Manufacturers' agents.....	17	50	51	8	101, 846	191, 855	70, 588	3, 130, 758	1, 992, 492	63. 64	1, 824	75, 455	184, 162
Selling agents.....	3	235	231	4	143, 982	373, 103	31, 732	2, 863, 931	27, 750	. 97			954, 641
Assemblers and country buyers.....	31	341	274	67	204, 479	694, 538	199, 750	5, 816, 325	27, 000	. 46			187, 623
Assemblers.....	10	50	39	11	57, 346	160, 854	89, 743	2, 916, 759					153, 514
Country buyers on salary or commission.....	5	1	1		800	3, 161	800	430, 811	27, 000	6. 14			87, 962
Cooperative marketing association.....	4	193	139	54	92, 305	261, 712	103, 740	1, 164, 854					201, 213
Packers and shippers.....	3	97	95	2	143, 938	268, 811	5, 407	1, 294, 901					431, 631
CITIES OF 20,000 TO 50,000 POPULATION													
PHOENIX.....	141	2, 375	2, 101	274	\$3, 382, 627	\$6, 536, 764	\$5, 744, 837	\$60, 741, 829	\$27, 029, 903	44. 60	\$829, 838	\$7, 701, 734	
Wholesalers only.....	83	1, 001	880	115	1, 967, 063	3, 814, 821	4, 013, 637	29, 371, 758	16, 405, 554	55. 85	815, 513	5, 382, 561	
All other types.....	58	1, 374	1, 215	159	1, 395, 559	2, 721, 943	1, 731, 200	31, 370, 071	10, 624, 349	33. 87	14, 325	2, 319, 173	
TUCSON.....	31	282	240	22	503, 676	990, 729	918, 168	10, 784, 073	6, 660, 656	61. 76	259, 086	298, 027	
Wholesalers only.....	17	180	161	19	329, 734	627, 168	808, 369	5, 270, 745	5, 099, 949	96. 76	250, 086	298, 027	
All other types.....	14	82	79	3	173, 941	363, 561	107, 802	5, 513, 328	1, 560, 707	28. 31			

¹ Includes 2 cash and carry wholesalers, 1 drop shipper, 1 mail order wholesaler, 3 wagon distributors, and 1 cooperative buying association.

TABLE 5.—NUMBER OF ESTABLISHMENTS, BY TYPE AND KIND OF BUSINESS

KIND OF BUSINESS (Establishments classified by major lines of merchandise)	Number of establishments	Wholesale merchants, including jobbers ¹	All other types ²	KIND OF BUSINESS (Establishments classified by major lines of merchandise)	Number of establishments	Wholesale merchants, including jobbers ¹	All other types ²
The State.....	358	156	202	General merchandise.....	3	3	
Automotive.....	13	10	3	Groceries and food specialties.....	62	38	24
Automobiles and other motor vehicles.....	2	2		Groceries (general line).....	41	33	8
Automotive equipment.....	6	6		Food and grocery specialties.....	21	5	16
Automobile parts (new and used).....	3	2	1	Hardware.....	5	5	
Tires and tubes.....	2		2	Iron and steel scrap and other waste materials.....	3	3	
Chemicals, drugs, and allied products.....	6	6		Jewelry and optical goods.....	2	1	1
Chemicals.....	1	1		Leather and leather goods (except gloves and shoes).....	3	3	
Drug and drug sundries (general line).....	4	4		Saddlery and harness.....	1	1	
Paints, varnishes, lacquers and enamels.....	1	1		Shoe findings and out stock.....	2	2	
Dry goods and apparel.....	2	2		Lumber and building materials (other than metal).....	12	9	3
Clothing and furnishings (other than millinery and footwear).....	2	2		Construction and building materials (other than metal and wood).....	6	6	
Electrical.....	9	6	3	Lumber and millwork.....	6	3	3
Electrical goods (including appliances).....	5	4	1	Machinery, equipment, and supplies (except electrical).....	35	12	23
Electrical equipment and supplies.....	2	1	2	Commercial equipment and supplies.....	9	1	8
Radios and radio equipment.....	1	1		Construction equipment and supplies.....	3		3
Refrigerators (electric).....	1	1		Farm machinery and equipment.....	2	1	1
Farm products (not elsewhere specified).....	29	5	24	Manufacturing, mining, and drilling machinery, equipment, and supplies.....	15	6	9
Cotton.....	10		10	Professional equipment and supplies.....	3	3	
Grain.....	1		1	Service equipment and supplies.....	3	1	2
Hides, skins, and furs.....	4	3	1	Metals and minerals (except petroleum and scrap).....	1	1	
Horses and mules.....	1	1		Iron and steel (except scrap).....	1	1	
Livestock (other than horses and mules).....	1		1	Paper and paper products.....	3	3	
Tobacco (leaf).....	1	1		Paper and paper products (specialty, other than specified).....	2	2	
Other farm products.....	2		2	Stationery and stationery supplies.....	1	1	
Farm supplies (except machinery and equipment).....	13	7	6	Petroleum and petroleum products.....	87	3	84
Farm supplies (except feed and fertilizer).....	2	1	1	Plumbing and heating equipment and supplies.....	4	3	1
Feed.....	10	5	5	Plumbing equipment and supplies.....	4	3	1
Fertilizer and fertilizer materials.....	1	1		Tobacco and tobacco products (except leaf).....	5	4	1
Food products (not elsewhere specified).....	51	26	25	All other.....	6	4	2
Confectionery and soft drinks.....	4	4		Books, periodicals, and newspapers.....	3	3	
Dairy products.....	1	1		Miscellaneous kinds of business.....	3	1	2
Poultry and poultry products.....	2	2					
Fish and seafoods.....	1	1					
Fruits and vegetables (fresh).....	28	11	17				
Meats and meat products.....	15	7	8				
Forest products (except lumber).....	1	1					
Logs, railroad ties, piles, etc.....	1	1					
Furniture and house furnishings.....	3	1	2				
Furniture.....	3	1	2				

¹ Includes supply and machinery distributors.
² The 202 "All other types" consist of the following:

Assemblers and country buyers.....	31	Cooperative buying associations.....	1	Manufacturing agents—Continued.....	
Cotton.....	16	Farm machinery and equipment.....	1	Manufacturing, mining, and drilling machinery, equipment, and supplies.....	4
Livestock (other than horses and mules).....	1	Cooperative sales agencies.....	1	Service equipment and supplies.....	2
Other farm products.....	2	Fruits and vegetables (fresh).....	1	Manufacturers' sales branches.....	35
Farm supplies (except feed and fertilizer).....	1	Drop shippers.....	1	Automobile parts (new and used).....	1
Feed.....	5	Furniture.....	1	Tires and tubes.....	2
Fruits and vegetables (fresh).....	6	Exporters.....	2	Electrical goods (including appliances).....	1
Brokers.....	8	Cotton.....	1	Electrical equipment and supplies.....	2
Cotton.....	1	Manufacturing, mining, and drilling machinery, equipment, and supplies.....	1	Meats and meat products.....	7
Grain.....	1	Importers.....	3	Furniture.....	1
Groceries (general line).....	5	Fruits and vegetables (fresh).....	2	Groceries (general line).....	1
Food and grocery specialties.....	1	Miscellaneous kinds of business.....	1	Food and grocery specialties.....	10
Bulk tank stations.....	84	Import agents.....	5	Jewelry and optical goods.....	1
Petroleum and petroleum products.....	84	Hides, skins, and furs.....	1	Commercial equipment and supplies.....	3
Cash and carry.....	2	Fruits and vegetables (fresh).....	4	Manufacturing, mining, and drilling machinery, equipment, and supplies.....	4
Fruits and vegetables (fresh).....	1	Mail order wholesalers.....	1	Plumbing equipment and supplies.....	1
Groceries (general line).....	1	Miscellaneous kinds of business.....	1	Tobacco and tobacco products (except leaf).....	1
Chain store warehouses.....	2	Manufacturing agents.....	17	Selling agents.....	3
Groceries (general line).....	1	Food and grocery specialties.....	2	Cotton.....	1
Lumber and millwork.....	1	Lumber and millwork.....	1	Fruits and vegetables (fresh).....	1
Commission merchants.....	3	Commercial equipment and supplies.....	5	Lumber and millwork.....	1
Fruits and vegetables (fresh).....	2	Construction equipment and supplies.....	3	Wagon distributors.....	3
Food and grocery specialties.....	1			Meats and meat products.....	1
				Food and grocery specialties.....	2

CENSUS OF DISTRIBUTION

TABLES 6, 7.—NET SALES AND TOTAL EXPENSES, BY TYPE OF ESTABLISHMENT AND KIND OF BUSINESS

[Tables 6 and 7 consolidated and abbreviated in this State to avoid disclosure of individual operations]

[An (x) indicates that the amount must be withheld to avoid disclosure of individual operations, but it is included in the totals]

[In thousands of dollars]

KIND OF BUSINESS (Establishments classified by major lines of merchandise)	NET SALES					TOTAL EXPENSES				
	Total	Wholesale merchants (including jobbers) ¹	Agents and brokers	Assemblers and country buyers	All other	Total	Wholesale merchants (including jobbers) ¹	Agents and brokers	Assemblers and country buyers	All others
The State.....	\$97,554	\$42,267	\$17,133	\$5,817	\$32,337	\$11,050	\$5,580	\$801	\$694	\$3,075
Automotive.....	4,185	3,324	-----	-----	861	670	616	-----	-----	54
Chemicals, drugs, and allied products.....	2,046	2,046	-----	-----	-----	254	254	-----	-----	-----
Dry goods and apparel.....	(x)	(x)	-----	-----	-----	(x)	(x)	-----	-----	-----
Electrical.....	3,332	2,314	-----	-----	1,018	402	430	-----	-----	32
Farm products (not elsewhere specified).....	0,448	293	(x)	2,832	(x)	697	28	(x)	212	(x)
Farm supplies (except machinery and equipment).....	1,585	1,029	-----	556	-----	120	89	-----	40	-----
Food products (not elsewhere specified).....	20,540	5,769	3,961	2,429	8,391	2,040	855	242	442	510
Forest products (except lumber).....	(x)	(x)	-----	-----	-----	(x)	(x)	-----	-----	-----
Furniture and house furnishings.....	202	(x)	-----	-----	(x)	24	(x)	-----	-----	(x)
General merchandise.....	1,104	1,104	-----	-----	-----	185	185	-----	-----	-----
Groceries and food specialties.....	27,393	15,583	8,020	-----	3,790	2,082	1,462	107	-----	453
Hardware.....	2,577	2,577	-----	-----	-----	318	318	-----	-----	-----
Iron and steel scrap and other waste materials.....	323	323	-----	-----	-----	31	31	-----	-----	-----
Jewelry and optical goods.....	(x)	(x)	-----	-----	(x)	(x)	(x)	-----	-----	(x)
Leather and leather goods (except gloves and shoes).....	74	74	-----	-----	-----	15	15	-----	-----	-----
Lumber and building materials (other than metal).....	1,520	1,394	(x)	-----	(x)	315	305	(x)	-----	(x)
Machinery, equipment, and supplies (except electrical).....	4,224	2,504	975	-----	685	730	424	143	-----	163
Metals and minerals (except petroleum and scrap).....	(x)	(x)	-----	-----	-----	(x)	(x)	-----	-----	-----
Paper and paper products.....	553	553	-----	-----	-----	65	65	-----	-----	-----
Petroleum and petroleum products.....	13,716	197	-----	-----	13,519	2,408	24	-----	-----	2,384
Plumbing and heating equipment and supplies.....	1,990	(x)	-----	-----	(x)	415	(x)	-----	-----	(x)
Tobacco and tobacco products (except leaf).....	1,843	(x)	-----	-----	(x)	69	(x)	-----	-----	(x)
All other.....	168	121	-----	-----	47	20	13	-----	-----	7

¹ Includes "Supply and machinery distributors."

TABLE 8.—SUMMARY OF WHOLESALE TRADE, BY CHARACTER OF ORGANIZATION

CHARACTER OF ORGANIZATION	Number of establishments	NUMBER OF EMPLOYEES (proprietors not included)			SALARIES AND WAGES	TOTAL EXPENSES (including salaries and wages)	NET SALES	
		Total	Male	Female			Amount	Per cent of total
The State.....	358	3,554	3,161	393	\$5,420,095	\$11,049,854	\$97,554,221	100.00
Individual.....	70	212	183	29	317,962	594,477	9,609,670	9.85
Partnership.....	35	185	165	20	265,101	807,923	9,222,430	9.46
Corporation.....	246	2,949	2,661	288	4,717,497	9,164,698	75,500,162	77.40
Cooperative association.....	7	208	152	56	110,535	482,856	3,212,959	3.29

CENSUS OF DISTRIBUTION

TABLE 10.—EMPLOYEES ENGAGED IN WHOLESALE TRADE, BY KIND OF BUSINESS

[An (x) indicates that the amount must be withheld to avoid disclosure of individual operations, but it is included in the totals]

KIND OF BUSINESS (Establishments classified by major lines of merchandise)	Number of es- tab- lish- ments	Number of prop- ri- etors and firm mem- bers	TOTAL PAID EMPLOYEES ¹ (proprietors not included)				SALESMEN ²		EXECUTIVES ²		ALL OTHER EMPLOYERS		TOTAL EMPLOYEES ON SPECIFIED DATES										
			Number of employees			Salaries and wages	Num- ber	Salaries	Num- ber	Salaries	Num- ber	Salaries	Apr. 15	July 15	Oct. 15	Dec. 15							
			Total	Male	Fe- male																		
The State.....	358	157	3,554	3,161	303	\$5,420,095	413	\$965,931	116	\$635,765	3,025	\$3,918,399	2,946	2,769	2,913	3,302							
Automotive.....	13	7	156	143	13	334,818	16	41,108	6	32,412	134	261,298	152	154	159	101							
Automobiles and other motor vehicles.....	2	(x)	(x)	(x)	(x)	(x)	(x)	(x)	(x)	(x)	(x)	(x)	(x)	(x)	(x)	(x)							
Automotive equipment.....	6	3	99	92	7	229,143	13	32,216	6	32,412	80	164,515	94	97	97	98							
Automobile parts (new and used).....	3	2	6	5	1	8,997	(x)	(x)	(x)	(x)	6	8,997	5	5	5	6							
Tires and tubes.....	2	(x)	(x)	(x)	(x)	(x)	(x)	(x)	(x)	(x)	(x)	(x)	(x)	(x)	(x)	(x)							
Chemicals, drugs, and allied products.....	6	2	88	72	16	137,766	9	26,001	3	11,733	76	100,031	84	88	90	89							
Chemicals.....	1	(x)	(x)	(x)	(x)	(x)	(x)	(x)	(x)	(x)	(x)	(x)	(x)	(x)	(x)	(x)							
Drugs and drug sundries (general line).....	4	(x)	69	54	15	110,018	5	13,448	2	8,700	62	88,470	66	69	70	70							
Paints, varnishes, lacquers, and enamels.....	1	(x)	(x)	(x)	(x)	(x)	(x)	(x)	(x)	(x)	(x)	(x)	(x)	(x)	(x)	(x)							
Dry goods and apparel.....	2	(x)	13	11	2	26,261	7	16,580	1	3,000	5	6,681	13	12	10	10							
Electrical.....	9	1	130	110	20	233,861	6	11,755	2	6,600	122	215,506	90	100	121	128							
Farm products (not elsewhere specified).....	29	31	64	59	5	112,657	2	6,000	5	21,300	57	85,357	52	48	62	61							
Cotton.....	19	23	35	31	4	63,600	2	6,000	5	21,300	28	36,300	23	19	33	35							
Hides, skins, and furs.....	4	(x)	8	8	(x)	10,555	(x)	(x)	(x)	(x)	8	10,555	8	8	8	8							
Other farm products.....	6	8	21	20	1	38,502	(x)	(x)	(x)	(x)	21	38,502	21	21	21	18							
Farm supplies (except machinery and equipment).....	13	7	43	39	4	62,700	1	3,041	(x)	(x)	42	59,659	43	45	42	43							
Food products (not elsewhere specified).....	51	27	906	798	108	997,160	62	120,589	28	128,040	816	748,531	722	472	542	900							
Confectionery and soft drinks.....	4	3	11	8	3	15,101	1	1,450	(x)	(x)	10	13,651	11	8	9	10							
Dairy products.....	1	(x)	(x)	(x)	(x)	(x)	(x)	(x)	(x)	(x)	(x)	(x)	(x)	(x)	(x)	(x)							
Poultry and poultry products.....	2	(x)	(x)	(x)	(x)	(x)	(x)	(x)	(x)	(x)	(x)	(x)	(x)	(x)	(x)	(x)							
Fish and sea foods.....	1	(x)	(x)	(x)	(x)	(x)	(x)	(x)	(x)	(x)	(x)	(x)	(x)	(x)	(x)	(x)							
Fruits and vegetables (fresh).....	28	15	718	620	98	713,946	27	52,899	15	92,494	676	568,653	541	296	362	716							
Meats and meat products.....	15	6	150	150	6	249,089	33	64,420	13	36,546	110	150,023	157	156	158	155							
Forest products (except lumber).....	1	(x)	(x)	(x)	(x)	(x)	(x)	(x)	(x)	(x)	(x)	(x)	(x)	(x)	(x)	(x)							
Furniture and house furnishings.....	3	2	6	5	1	10,856	3	6,351	(x)	(x)	3	4,505	6	6	6	6							
General merchandise.....	3	(x)	56	47	9	109,171	3	5,422	(x)	(x)	53	103,749	57	56	57	59							
Groceries and food specialties.....	62	27	580	501	79	1,104,086	97	237,388	28	126,036	455	741,662	543	570	580	560							
Groceries (general line).....	41	18	438	415	73	937,548	62	137,251	22	99,934	414	680,363	454	432	460	477							
Food and grocery specialties.....	21	9	92	86	6	166,538	45	80,137	6	26,102	41	61,299	89	88	90	92							
Hardware.....	5	(x)	95	84	11	184,871	22	57,984	5	33,380	68	93,498	94	92	94	90							
Iron and steel scrap and other waste ma- terials.....	3	4	15	14	1	14,906	12	12,246	(x)	(x)	3	2,660	14	15	16	17							
Jewelry and optical goods.....	2	(x)	(x)	(x)	(x)	(x)	(x)	(x)	(x)	(x)	(x)	(x)	(x)	(x)	(x)	(x)							
Leather and leather goods (except gloves and shoes).....	3	1	4	4	(x)	5,606	2	3,500	(x)	(x)	2	2,100	3	4	4	4							
Lumber and building materials (other than metal).....	12	6	101	94	7	212,885	8	18,773	8	69,022	85	125,090	93	97	102	90							
Construction and building materials (other than metal and wood).....	6	6	19	17	2	25,084	(x)	(x)	2	7,500	17	18,484	18	16	18	19							
Lumber and millwork.....	6	(x)	82	77	5	186,901	8	18,773	6	61,522	68	106,606	75	81	84	80							
Machinery, equipment, and supplies (ex- cept electrical).....	35	25	215	181	34	401,650	47	123,108	9	32,000	159	246,551	206	202	211	217							
Commercial equipment and supplies.....	9	6	43	39	4	73,194	18	28,270	1	1,600	24	43,315	40	39	39	33							
Construction equipment and supplies.....	3	3	8	4	4	16,162	1	3,000	(x)	(x)	7	13,162	7	7	8	8							
Farm machinery and equipment.....	2	(x)	(x)	(x)	(x)	(x)	(x)	(x)	(x)	(x)	(x)	(x)	(x)	(x)	(x)	(x)							
Manufacturing, mining, and drilling machinery, equipment, and supplies.....	15	13	124	106	18	242,810	19	71,183	5	20,400	100	151,227	119	118	126	138							
Professional equipment and supplies.....	3	(x)	21	15	6	45,872	6	10,712	2	8,700	13	20,460	24	22	21	21							
Service equipment and supplies.....	3	(x)	(x)	(x)	(x)	(x)	(x)	(x)	(x)	(x)	(x)	(x)	(x)	(x)	(x)	(x)							
Metals and minerals (except petroleum and scrap).....	1	(x)	(x)	(x)	(x)	(x)	(x)	(x)	(x)	(x)	(x)	(x)	(x)	(x)	(x)	(x)							
Paper and paper products.....	3	3	21	18	3	35,213	7	13,241	2	7,835	12	14,137	14	20	22	21							
Petroleum and petroleum products.....	87	3	907	842	65	1,214,524	80	207,674	10	34,958	817	971,892	598	610	648	606							
Plumbing and heating equipment and sup- plies.....	4	1	75	64	11	132,411	13	24,324	8	27,883	54	80,204	74	81	74	77							
Tobacco and tobacco products (except leaf).....	5	5	18	17	1	34,481	12	25,271	(x)	(x)	6	9,210	17	18	17	17							
All other.....	6	5	17	14	3	9,565	2	2,500	(x)	(x)	15	7,065	17	17	16	17							
Books, periodicals, and newspapers.....	3	2	14	12	2	6,705	(x)	(x)	(x)	(x)	14	6,705	14	14	14	14							
Miscellaneous kinds of business.....	3	3	3	2	1	2,860	2	2,500	(x)	(x)	1	360	3	3	2	3							

¹ Establishments in most cases reported average number employees on pay roll during year 1929, thus figures may not agree with total on specified dates.

² Employees not classified on automobile schedules or for establishments in towns and cities under 10,000 population, but are included in total

TABLE 11.—CLASSIFICATION OF WHOLESALE MERCHANTS' ACCORDING TO NET SALES, BY KIND OF BUSINESS

[An (x) indicates that the amount must be withheld to avoid disclosure of individual operations, but it is included in the totals]

[Net sales and expenses expressed in thousands of dollars]

[Table 11 consolidated in this state into fewer sales volume group classifications in order to prevent disclosure of individual operations]

VOLUME ANALYSIS

NET SALES GROUPS	Number of establishments	Net sales	Total expenses (including salaries and wages)	NET SALES GROUPS	Number of establishments	Net sales	Total expenses (including salaries and wages)
The State.....	159	\$45,360	\$5,745	\$200,000 to \$299,999.....	18	\$4,588	\$643
Under \$25,000.....	23	245	65	\$300,000 to \$399,999.....	11	3,756	507
\$25,000 to \$49,999.....	22	790	107	\$400,000 to \$499,999.....	11	4,907	751
\$50,000 to \$99,999.....	19	1,323	200	\$500,000 to \$1,000,000.....	10	13,134	1,022
\$100,000 to \$199,999.....	27	3,951	620	Over \$1,000,000.....	9	12,666	1,170

CONDENSED CLASSIFICATION BY KIND OF BUSINESS

KIND OF BUSINESS (Establishments classified by major lines of merchandise)	TOTAL			UNDER \$100,000			\$100,000 to \$499,999			\$500,000 AND OVER		
	Number of establishments	Net sales	Total expenses (including salaries and wages)	Number of establishments	Net sales	Total expenses	Number of establishments	Net sales	Total expenses	Number of establishments	Net sales	Total expenses
The State ¹	159	\$45,360	\$5,745	64	\$2,358	\$432	67	\$17,202	\$2,521	23	\$25,800	\$2,792
Automotive.....	10	3,324	610	3	79	17	4	1,057	205	3	2,188	304
Chemicals, drugs, and allied products.....	6	2,046	253	1	(x)	(x)	3	770	141	2	(x)	(x)
Dry goods and apparel.....	2	(x)	(x)	1	(x)	(x)	1	(x)	(x)	1	(x)	(x)
Electrical.....	6	2,314	430	1	(x)	(x)	4	1,523	347	1	(x)	(x)
Farm products (not elsewhere specified).....	5	293	28	4	111	24	1	(x)	(x)			
Farm supplies (except machinery and equipment).....	7	1,020	80	4	155	15	3	874	74			
Food products (not elsewhere specified).....	28	8,827	1,020	11	378	70	12	2,781	347	5	5,697	594
Forest products (except lumber).....	1	(x)	(x)	1	(x)	(x)						
Furniture and house furnishings.....	1	(x)	(x)	1	(x)	(x)						
General merchandise.....	3	1,104	185				2	(x)	(x)	1	(x)	(x)
Groceries and food specialties.....	38	15,583	1,457	11	377	51	15	4,023	600	12	11,183	897
Hardware.....	5	2,577	318				3	863	62	2	(x)	(x)
Iron and steel scrap and other waste materials.....	3	323	31	2	(x)	(x)	1	(x)	(x)			
Jewelry and optical goods.....	1	(x)	(x)	1	(x)	(x)						
Leather and leather goods (except gloves and shoes).....	3	74	15	3	74	15						
Lumber and building materials (other than metal).....	9	1,304	305	4	121	31	5	1,273	274			
Machinery, equipment, and supplies (except electrical).....	12	2,564	420	5	110	30	6	1,150	194	1	(x)	(x)
Metals and minerals (except petroleum and scrap).....	1	(x)	(x)				1	(x)	(x)			
Paper and paper products.....	3	553	65	1	(x)	(x)	2	(x)	(x)			
Petroleum and petroleum products.....	3	197	24	3	197	24						
Plumbing and heating equipment and supplies.....	3	1,347	317	1	(x)	(x)	1	(x)	(x)	1	(x)	(x)
Tobacco and tobacco products (except leaf).....	4	896	35	1	(x)	(x)	3	820	32			
All other.....	5	146	14	5	146	14						

¹ For the purposes of this tabulation the term wholesale merchants is used to cover importers, supply and machinery distributors, and wholesale merchants (including jobbers and semijobbers). It is not synonymous with "wholesalers only."

TABLE 12.—NUMBER OF ESTABLISHMENTS, BY KIND OF BUSINESS, FOR CITIES HAVING 20,000 POPULATION AND OVER

[Table 12 is omitted for Arizona. The data for Phoenix and Tucson, the only cities of over 20,000 population, are shown in Table 3]

TABLE 13.—COMMODITY SALES, BY KIND OF BUSINESS AND TYPE OF ESTABLISHMENT¹
COMMODITY COVERAGE

[An (x) indicates that the amount must be withheld to avoid disclosure of individual operations, but it is included in the totals]
[Net sales and volume of commodity coverage expressed in thousands of dollars]

KIND OF BUSINESS (Establishments classified by major lines of merchandise)	Net sales	Volume of commodity coverage ²	Per cent of commodity coverage	KIND OF BUSINESS (Establishments classified by major lines of merchandise)	Net sales	Volume of commodity coverage ²	Per cent of commodity coverage
Automotive.....	4,185	4,011	95.8	Iron and steel scrap and other waste materials.....	323	314	97.2
Chemicals, drugs, and allied products.....	2,040	1,809	88.4	Jewelry and optical goods.....	(x)	(x)	(x)
Dry goods and apparel.....	(x)	(x)	(x)	Leather and leather goods (except gloves and shoes).....	74	74	100.0
Electrical.....	3,332	3,303	99.1	Lumber and building materials (other than metal).....	1,520	1,488	97.3
Farm products (not elsewhere specified).....	9,448	7,089	75.0	Machinery, equipment, and supplies (except electrical).....	4,224	3,530	83.8
Farm supplies (except machinery and equipment).....	1,585	101	6.4	Metals and minerals (except petroleum and scrap).....	(x)	(x)	(x)
Food products (not elsewhere specified).....	20,540	14,040	71.3	Paper and paper products.....	553	553	100.0
Forest products (except lumber).....	(x)	(x)	(x)	Petroleum and petroleum products.....	13,716	12,749	92.9
Furniture and house furnishings.....	202	202	100.0	Plumbing and heating equipment and supplies.....	1,090	1,076	99.3
General merchandise.....	1,104	115	10.4	Tobacco and tobacco products (except leaf).....	1,843	1,601	86.9
Groceries and food specialties.....	27,393	19,094	69.7	All other.....	168	133	79.2

COMMODITY SALES

[Expressed in thousands of dollars]

COMMODITY BY KIND OF BUSINESS AND TYPE OF ESTABLISHMENT	Net sales	COMMODITY BY KIND OF BUSINESS AND TYPE OF ESTABLISHMENT	Net sales	COMMODITY BY KIND OF BUSINESS AND TYPE OF ESTABLISHMENT	Net sales
Total net sales	\$97,554	Cameras and photographic supplies (<i>less than 0.1 per cent of reported commodity sales</i>).....	\$8	Clothing, women's and children's (<i>0.1 per cent of reported commodity sales</i>).....	\$18
<i>Sales not reported by commodities</i>	<i>21,611</i>	Chemical, drug, and allied products trade:		Dry goods and apparel trade:	
Reported commodity sales (100 per cent).....	75,943	Wholesale merchants.....	8	Wholesale merchants.....	48
Automobiles, trucks, and tractors, new and used (<i>2.0 per cent of reported commodity sales</i>).....	1,500	Canned goods (food products) (<i>8.3 per cent of reported commodity sales</i>).....	6,327	Confectionery and soft drinks (<i>1.3 per cent of reported commodity sales</i>).....	977
Automotive trade:		Food products (not elsewhere specified) trade:		Chemical, drug, and allied products trade:	
Wholesale merchants.....	1,306	Manufacturers' sales branches.....	99	Wholesale merchants.....	60
Machinery, equipment, and supplies (except electrical trade).....	110	Wholesale merchants.....	8	Food products (not elsewhere specified) trade:	
Manufacturers' agents.....	110	Grocery and food specialties trade:		Manufacturers' sales branches.....	3
Automotive equipment, parts, and accessories (<i>5.3 per cent of reported commodity sales</i>).....	2,436	Brokers.....	1,429	Wholesale merchants.....	36
Automotive trade:		Cash-and-carry wholesalers.....	456	General merchandise trade:	
Manufacturers' sales branches.....	731	Manufacturers' agents.....	1,985	Wholesale merchants.....	36
Wholesale merchants.....	1,650	Manufacturers' sales branches.....	498	Grocery and food specialties trade:	
Electrical trade:		Wholesale merchants.....	1,852	Brokers.....	144
Wholesale merchants.....	79	Cement, lime, and plaster (<i>0.1 per cent of reported commodity sales</i>).....	40	Cash-and-carry wholesalers.....	52
Leather and leather goods (except gloves and shoes) trade:		Hardware trade:		Manufacturers' sales branches.....	204
Wholesale merchants.....	4	Wholesale merchants.....	16	Wholesale merchants.....	347
Machinery, equipment, and supplies (except electrical) trade:		Lumber and building materials (other than metal) trade:		Machinery, equipment, and supplies (except electrical) trade:	
Manufacturers' agents.....	22	Wholesale merchants.....	25	Manufacturers' agents.....	35
Bakery products (cakes, biscuits, crackers, etc.) (<i>0.3 per cent of reported commodity sales</i>).....	199	Chemicals, industrial and heavy (<i>less than 0.1 per cent of reported commodity sales</i>).....	23	Tobacco and tobacco products (except leaf) trade:	
Grocery and food specialties trade:		Chemical, drug, and allied products trade:		Wholesale merchants.....	60
Brokers.....	38	Wholesale merchants.....	23	Copper ingots, bars, sheets, shapes, etc. (<i>0.1 per cent of reported commodity sales</i>).....	47
Cash-and-carry wholesalers.....	52	Chemicals, refined, and/or related products (<i>0.1 per cent of reported commodity sales</i>).....	42	Electrical trade:	
Wholesale merchants.....	109	Chemical, drug, and allied products trade:		Wholesale merchants.....	46
Barbers' equipment and supplies (<i>less than 0.1 per cent of reported commodity sales</i>).....	21	Wholesale merchants.....	36	Lumber and building materials (other than metal) trade:	
General merchandise trade:		Petroleum and petroleum products trade:		Wholesale merchants.....	1
Wholesale merchants.....	20	Bulk tank stations.....	6	Cotton, raw, including linters (<i>0.1 per cent of reported commodity sales</i>).....	6,800
Machinery, equipment, and supplies (except electrical) trade:		China, glassware, and crockery (<i>0.1 per cent of reported commodity sales</i>).....	100	Farm products (not elsewhere specified) trade:	
Wholesale merchants.....	1	Chemical, drug, and allied products trade:		Assemblers.....	929
Books, magazines, and newspapers (<i>0.1 per cent of reported commodity sales</i>).....	80	Wholesale merchants.....	1	Brokers.....	2,123
Book and magazine trade:		Hardware trade:		Export merchants.....	2,176
Wholesale merchants.....	80	Wholesale merchants.....	36	Selling agents.....	1,662
Brick, tile, and terra cotta (<i>0.1 per cent of reported commodity sales</i>).....	43	Machinery, equipment, and supplies (except electrical) trade:		Dairy products and eggs (<i>4.0 per cent of reported commodity sales</i>).....	3,005
Lumber and building materials (other than metal) trade:		Manufacturers' agents.....	70	Food products (not elsewhere specified) trade:	
Wholesale merchants.....	43	All other trades:		Manufacturers' sales branches.....	1,355
Building materials not classified elsewhere (<i>0.1 per cent of reported commodity sales</i>).....	50	Mail-order wholesalers.....	2	Wholesale merchants.....	180
Lumber and building materials (other than metal) trade:		Cigars, cigarettes, and tobacco (except leaf) (<i>3.9 per cent of reported commodity sales</i>).....	2,490	Grocery and food specialties trade:	
Wholesale merchants.....	36	General merchandise trade:		Brokers.....	156
Metals and minerals (except petroleum and scrap) trade:		Wholesale merchants.....	9	Cash-and-carry wholesalers.....	65
Wholesale merchants.....	23	Grocery and food specialties trade:		Manufacturers' sales branches.....	765
Building stone, slate, and concrete products (<i>0.2 per cent of reported commodity sales</i>).....	179	Cash-and-carry wholesalers.....	130	Wagon distributors.....	14
Lumber and building materials (other than metal) trade:		Wholesale merchants.....	830	Wholesale merchants.....	467
Wholesale merchants.....	179	Tobacco and tobacco products (except leaf) trade:		Drugs and drug sundries (<i>1.5 per cent of reported commodity sales</i>).....	1,132
See footnotes at end of table.		Manufacturers' sales branches.....	947	Chemical, drug, and allied products trade:	
		Wholesale merchants.....	574	Wholesale merchants.....	1,132
		Clothing and furnishings, men's and boys' (<i>0.5 per cent of reported commodity sales</i>).....	224	Dry goods not classified elsewhere (<i>less than 0.1 per cent of reported commodity sales</i>).....	11
		Dry goods and apparel trade:		Dry goods and apparel trade:	
		Wholesale merchants.....	224	Wholesale merchants.....	11

TABLE 13.—COMMODITY SALES, BY KIND OF BUSINESS AND TYPE OF ESTABLISHMENT—Continued

COMMODITY SALES—Continued

[Expressed in thousands of dollars]

COMMODITY BY KIND OF BUSINESS AND TYPE OF ESTABLISHMENT	Net sales	COMMODITY BY KIND OF BUSINESS AND TYPE OF ESTABLISHMENT	Net sales	COMMODITY BY KIND OF BUSINESS AND TYPE OF ESTABLISHMENT	Net sales
Electrical appliances, equipment, and supplies (3.1 per cent of reported commodity sales)	\$2,341	Hides, skins, and raw furs (0.4 per cent of reported commodity sales)	\$273	Machinery, equipment, and supplies (industrial)—Continued	
Automotive trade:		Farm products (not elsewhere specified) trade:		Leather and leather goods (except gloves and shoes) trade:	
Wholesale merchants	14	Assemblers	8	Wholesale merchants	\$6
Electrical trade:		Wholesale merchants	191	Machinery, equipment, and supplies (except electrical) trade:	
Manufacturers' sales branches	1,064	Iron and steel scrap and other waste materials trade:		Manufacturers' agents	210
Wholesale merchants	1,140	Wholesale merchants	74	Manufacturers' sales branches	347
Hardware trade:		House furnishings and supplies (0.5 per cent of reported commodity sales)	\$379	Wholesale merchants	1,076
Wholesale merchants	22	Furniture and house furnishings trade:		Plumbing and heating equipment and supplies trade:	
Machinery, equipment, and supplies (except electrical) trade:		Wholesale merchants	39	Manufacturers' sales branches	80
Manufacturers' agents	12	Grocery and food specialties trade:		Wholesale merchants	643
Manufacturers' sales branches	5	Cash-and-carry wholesalers	26	Machinery, equipment, and supplies (farm and garden) (0.3 per cent of reported commodity sales)	
Wholesale merchants	80	Wholesale merchants	124	Hardware trade:	
Plumbing and heating equipment and supplies trade:		Hardware trade:		Wholesale merchants	7
Wholesale merchants	4	Wholesale merchants	180	Machinery, equipment, and supplies (except electrical) trade:	
Fertilizer and fertilizer materials (0.1 per cent of reported commodity sales)	51	All other trades:		Wholesale merchants	195
Farm supplies (except machinery and equipment) trade:		Mail order wholesalers	10	Meats and meat products, fresh and cured (5.6 per cent of reported commodity sales)	4,215
Wholesale merchants	51	Iron and steel and products (except as classified) (1.7 per cent of reported commodity sales)	1,307	Food products (not elsewhere specified) trade:	
Fish and sea foods, fresh and processed (Less than 0.1 per cent of reported commodity sales)	15	Hardware trade:		Manufacturers' sales branches	2,618
Grocery and food specialties trade:		Wholesale merchants	232	Wagon distributors	80
Brokers	2	Iron and steel scrap and other waste materials trade:		Wholesale merchants	1,371
Wholesale merchants	13	Wholesale merchants	104	Grocery and food specialties trade:	
Food products (not elsewhere specified) (0.1 per cent of reported commodity sales)	104	Machinery, equipment, and supplies (except electrical) trade:		Wholesale merchants	146
Grocery and food specialties trade:		Manufacturers' agents	5	Nonferrous metals not classified elsewhere (less than 0.1 per cent of reported commodity sales)	
Brokers	14	Wholesale merchants	310	Hardware trade:	
Manufacturers' sales branches	15	Metals and minerals (except petroleum and scrap) trade:		Wholesale merchants	18
Wholesale merchants	75	Wholesale merchants	85	Plumbing and heating equipment and supplies trade:	
Fruits and vegetables, fresh and dried (12.4 per cent of reported commodity sales)	9,302	Manufacturers' sales branches	125	Wholesale merchants	18
Food products (not elsewhere specified) trade:		Wholesale merchants	356	Notions and dry goods, small wares (0.1 per cent of reported commodity sales)	100
Cash-and-carry wholesalers	129	Jewelry (0.1 per cent of reported commodity sales)	43	Dry goods and apparel trade:	
Commission merchants	2,429	Dry goods and apparel trade:		Wholesale merchants	89
Cooperative marketing associations	764	Wholesale merchants	16	Paper and paper products trade:	
Country buyers	961	Paper and paper products trade:		Wholesale merchants	11
Selling agents	1,174	Wholesale merchants	17	Office and store machines and equipment (0.6 per cent of reported commodity sales)	428
Wholesale merchants	2,610	All other trades:		Machinery, equipment, and supplies (except electrical) trade:	
Grocery and food specialties trade:		Mail order wholesalers	10	Manufacturers' agents	134
Brokers	312	Junk and scrap (0.1 per cent of reported commodity sales)	36	Manufacturers' sales branches	25
Manufacturers' agents	15	Iron and steel scrap and other waste materials trade:		Wholesale merchants	269
Wholesale merchants	992	Wholesale merchants	36	Oils, animal and vegetable (0.1 per cent of reported commodity sales)	89
Furniture, wooden and metal (0.4 per cent of reported commodity sales)	263	Lead pigs, bars, sheets, and pipe (less than 0.1 per cent of reported commodity sales)	15	Chemical, drug, and allied products trade:	
Furniture and house furnishings trade:		Hardware trade:		Wholesale merchants	80
Drop shippers	112	Wholesale merchants	3	Optical goods (0.1 per cent of reported commodity sales)	61
Manufacturers' sales branches	23	Plumbing and heating equipment and supplies trade:		Jewelry and optical goods trade:	
Wholesale merchants	28	Manufacturers' sales branches	12	Manufacturers' sales branches	20
Machinery, equipment, and supplies (except electrical) trade:		Wholesale merchants	22	Wholesale merchants	41
Manufacturers' agents	70	Leather and out stock (less than 0.1 per cent of reported commodity sales)	22	Ores, metallic (less than 0.1 per cent of reported commodity sales)	20
Wholesale merchants	30	Leather and leather goods (except gloves and shoes) trade:		Lumber and building materials (other than metal) trade:	
Glass, sheet (0.2 per cent of reported commodity sales)	100	Wholesale merchants	22	Wholesale merchants	20
Chemical, drug, and allied products trade:		Luggage, saddlery, harness, and gloves (except dress) (less than 0.1 per cent of reported commodity sales)	9	Paints, varnishes, and lacquers (0.2 per cent of reported commodity sales)	180
Wholesale merchants	65	Leather and leather goods (except gloves and shoes) trade:		Chemical, drug, and allied products trade:	
Lumber and building materials (other than metal) trade:		Wholesale merchants	9	Wholesale merchants	98
Wholesale merchants	125	Lumber, rough and dressed (0.1 per cent of reported commodity sales)	30	Hardware trade:	
Groceries (except canned goods) (10.3 per cent of reported commodity sales)	7,793	Lumber and building materials (other than metal) trade:		Wholesale merchants	81
Food products (not elsewhere specified) trade:		Manufacturers' agents	2	Metals and minerals (except petroleum and scrap) trade:	
Manufacturers' sales branches	735	Selling agents	28	Wholesale merchants	1
Wholesale merchants	40	Machinery, equipment, and supplies (industrial) (9.1 per cent of reported commodity sales)	2,321	Paper (wrapping, book, wall paper, etc.) (0.4 per cent of reported commodity sales)	200
Grocery and food specialties trade:		Automotive trade:		Machinery, equipment, and supplies (except electrical) trade:	
Brokers	1,091	Manufacturers' sales branches	120	Wholesale merchants	50
Cash-and-carry wholesalers	456	Electrical trade:		Paper and paper products trade:	
Chain-store warehouses	425	Wholesale merchants	18	Wholesale merchants	240
Manufacturers' sales branches	263	Hardware trade:		Paper products (0.3 per cent of reported commodity sales)	
Wagon distributors	302	Wholesale merchants	74	Paper and paper products trade:	
Wholesale merchants	3,581			Wholesale merchants	257
Hardware (1.3 per cent of reported commodity sales)	1,410				
Hardware trade:					
Wholesale merchants	1,399				
Lumber and building materials (other than metal) trade:					
Chain-store warehouses	3				
Machinery, equipment, and supplies (except electrical) trade:					
Manufacturers' agents	4				
Plumbing and heating equipment and supplies trade:					
Wholesale merchants	4				

See footnotes at end of table.

TABLE 13.—COMMODITY SALES, BY KIND OF BUSINESS AND TYPE OF ESTABLISHMENT—Continued

COMMODITY SALES—Continued

[Expressed in thousands of dollars]

COMMODITY BY KIND OF BUSINESS AND TYPE OF ESTABLISHMENT	Net sales	COMMODITY BY KIND OF BUSINESS AND TYPE OF ESTABLISHMENT	Net sales	COMMODITY BY KIND OF BUSINESS AND TYPE OF ESTABLISHMENT	Net sales
Petroleum and petroleum products (18.8 per cent of reported commodity sales).....	\$12,783	Sheet metal work (0.2 per cent of reported commodity sales).....	\$136	Textile and textile products not classified elsewhere (0.1 per cent of reported commodity sales).....	\$100
Automotive trade:		Lumber and building materials (other than metal) trade:		Machinery, equipment, and supplies (except electrical) trade:	
Wholesale merchants.....	40	Wholesale merchants.....	38	Manufacturers' agents.....	100
Petroleum and petroleum products trade:		Metals and minerals (except petroleum and scrap) trade:		Toilet articles (Less than 0.1 per cent of reported commodity sales).....	15
Bulk tank stations.....	12,045	Wholesale merchants.....	98	Chemical, drug, and allied products trade:	
Wholesale merchants.....	98	Shoes and other footwear (including rubber) (less than 0.1 per cent of reported commodity sales).....	1	Wholesale merchants.....	11
Piece goods, all kinds (less than 0.1 per cent of reported commodity sales).....	19	Automotive trade:		Machinery, equipment, and supplies (except electrical) trade:	
Dry goods and apparel trade:		Manufacturers' sales branches.....	1	Manufacturers' agents.....	4
Wholesale merchants.....	19	Soaps and toilet preparations (1.2 per cent of reported commodity sales).....	930	Wood products (1.3 per cent of reported commodity sales).....	985
Plumbing and heating equipment and supplies (1.4 per cent of reported commodity sales).....	1,070	Chemical, drug, and allied products trade:		Lumber and building materials (other than metal) trade:	
Hardware trade:		Wholesale merchants.....	235	Chain store warehouses.....	102
Wholesale merchants.....	171	Food products (not elsewhere specified) trade:		Wholesale merchants.....	883
Plumbing and heating equipment and supplies trade:		Manufacturers' sales branches.....	38	Wool, raw (less than 0.1 per cent of reported commodity sales).....	10
Manufacturers' sales branches.....	417	Grocery and food specialties trade:		Iron and steel scrap and other waste materials trade:	
Wholesale merchants.....	491	Brokers.....	40	Wholesale merchants.....	10
Radio sets, parts, and accessories (0.8 per cent of reported commodity sales).....	620	Cash-and-carry wholesalers.....	65	Zinc bars, plates, shapes, and sheets (less than 0.1 per cent of reported commodity sales).....	
Automotive trade:		Manufacturers' agents.....	154	Lumber and building materials (other than metal) trade:	
Wholesale merchants.....	50	Wholesale merchants.....	373	Wholesale merchants.....	1
Electrical trade:		Machinery, equipment, and supplies (except electrical) trade:		Miscellaneous commodities (0.5 per cent of reported commodity sales).....	383
Wholesale merchants.....	457	Manufacturers' agents.....	34	Chemical, drug, and allied products trade:	
Hardware trade:		Sporting goods (0.2 per cent of reported commodity sales).....	120	Wholesale merchants.....	0
Wholesale merchants.....	113	Electrical trade:		Food products (not elsewhere specified) trade:	
Refrigerators, mechanical (household and commercial) (0.7 per cent of reported commodity sales).....	537	Wholesale merchants.....	10	Manufacturers' sales branches.....	4
Electrical trade:		Hardware trade:		General merchandise trade:	
Wholesale merchants.....	484	Wholesale merchants.....	105	Wholesale merchants.....	50
Hardware trade:		Machinery, equipment, and supplies (except electrical) trade:		Grocery and food specialties trade:	
Wholesale merchants.....	21	Wholesale merchants.....	5	Brokers.....	50
Machinery, equipment, and supplies (except electrical) trade:		Stationery and stationery supplies (0.1 per cent of reported commodity sales).....	74	Wholesale merchants.....	64
Manufacturers' agents.....	15	Chemical, drug, and allied products trade:		Wholesale merchants.....	
Manufacturers' sales branches.....	17	Wholesale merchants.....	30	Leather and leather goods (except gloves and shoes) trade:	
Rubber, crude (0.1 per cent of reported commodity sales).....	103	Machinery, equipment, and supplies (except electrical) trade:		Wholesale merchants.....	33
Machinery, equipment, and supplies (except electrical) trade:		Wholesale merchants.....	15	Machinery, equipment, and supplies (except electrical) trade:	
Manufacturers' agents.....	103	Paper and paper products trade:		Manufacturers' agents.....	4
Sand, gravel, and crushed stone (less than 0.1 per cent of reported commodity sales).....	2	Wholesale merchants.....	28	Wholesale merchants.....	8
Lumber and building materials (other than metal) trade:		All other trades:		Plumbing and heating equipment and supplies trade:	
Wholesale merchants.....	2	Wholesale merchants.....	1	Wholesale merchants.....	114
Secondhand merchandise (all kinds) (0.1 per cent of reported commodity sales).....	52	Surgical, dental, and hospital equipment and supplies (0.2 per cent of reported commodity sales).....	134	Tobacco and tobacco products (except leaf) trade:	
Electrical trade:		Chemical, drug, and allied products trade:		Wholesale merchants.....	20
Wholesale merchants.....	5	Wholesale merchants.....	15	All other trades:	
Machinery, equipment, and supplies (except electrical) trade:		Machinery, equipment, and supplies (except electrical) trade:		Wholesale merchants.....	30
Wholesale merchants.....	47	Wholesale merchants.....	110		
Seeds (field and garden) and bulbs (0.1 per cent of reported commodity sales).....	50				
Farm supplies (except machinery and equipment) trade:					
Wholesale merchants.....	50				

¹ The first part of this table indicates the extent of commodity coverage, i. e., the amount and percentage of the total net sales that have been broken down by commodities. This information is presented for each of the 24 principal kind of business classifications. In the second part of the table the commodities are arranged alphabetically. Under each commodity the sales of that commodity are shown by trades and by types of distributors operating within each trade. For explanation of commodities included in each classification see complete text, page 51.

² The breakdown of sales by commodities was in some cases reported on the basis of gross sales rather than net sales. For this reason, the commodity sales may in some instances exceed the total net sales by the amount of returned goods and allowances of those returns in which gross sales were used as a basis for reporting the sales by commodities.

ARKANSAS

CONTENTS

	Page
Map.....	174
Table 1.—Summary of wholesale trade by principal classifications.....	175
Table 2.—Wholesalers only, by kind of business.....	175
Table 3.—Wholesale trade, by kind of business.....	177
Table 4.—Wholesale trade, by type of establishment.....	180
Table 5.—Number of establishments, by type and kind of business.....	181
Tables 6, 7.—Net sales and total expenses, by type of wholesale establishment and kind of business.....	182
Table 8.—Summary of wholesale trade, by character of organization.....	183
Table 9.—Wholesale trade, by the number of marketing units and kind of business.....	183
Table 10.—Employees engaged in wholesale trade, by kind of business.....	184
Table 11.—Classification of wholesale merchants according to net sales, by kind of business.....	185
Table 12.—Number of wholesale establishments, by kind of business for cities having 20,000 population and over.....	186
Table 13.—Commodity sales, by kind of business and type of establishment.....	186

WHOLESALE CENTERS IN ARKANSAS



TABLE 1.—SUMMARY OF WHOLESALE TRADE, BY PRINCIPAL CLASSIFICATIONS

[An (x) indicates that the amount must be withheld to avoid disclosure of individual operations, but it is included in the totals]

KIND OF BUSINESS (Establishments classified by major lines of merchandise)	Number of establishments	NUMBER OF EMPLOYEES (proprietors not included)			SALARIES AND WAGES	TOTAL EXPENSES (including salaries and wages)	STOCKS ON HAND, END OF YEAR (at cost)	NET SALES	
		Total	Male	Female				Amount	Per cent of total
The State.....	2,052	8,463	7,634	829	\$12,194,542	\$25,850,121	\$30,660,080	\$373,074,089	100.00
Amusement and sporting goods.....	3	31	28	3	56,350	110,074	168,261	628,349	.17
Automotive.....	17	240	207	33	454,331	809,043	862,162	4,455,623	1.19
Chemicals, drugs, and allied products.....	12	243	202	41	370,583	1,035,307	1,196,351	4,420,064	1.19
Dry goods and apparel.....	25	309	243	66	671,103	1,410,881	2,953,299	10,583,284	2.84
Electrical.....	6	95	71	24	177,123	418,203	260,737	1,904,382	.53
Farm products (not elsewhere specified).....	940	1,349	1,296	53	1,431,040	4,080,101	0,331,588	165,553,282	44.38
Farm supplies (except machinery and equipment).....	11	77	70	7	93,248	213,887	170,185	2,150,437	.58
Food products (not elsewhere specified).....	275	1,330	1,200	124	1,293,602	2,767,321	1,102,154	43,554,503	11.67
Forest products (except lumber).....	27	199	94	105	113,222	210,071	204,166	1,041,988	.28
Furniture and house furnishings.....	2	(x)	(x)	(x)	(x)	(x)	(x)	(x)	(x)
General merchandise.....	5	43	38	5	84,116	188,164	255,282	1,081,131	.29
Groceries and food specialties.....	249	2,317	2,129	188	3,533,568	6,850,394	9,351,025	92,335,948	24.75
Hardware.....	12	367	322	45	667,341	1,198,313	2,459,511	7,978,010	2.14
Iron and steel scrap and other waste materials.....	10	38	37	1	45,043	74,024	67,018	429,530	.12
Jewelry and optical goods.....	2	(x)	(x)	(x)	(x)	(x)	(x)	(x)	(x)
Leather and leather goods (except gloves and shoes).....	2	(x)	(x)	(x)	(x)	(x)	(x)	(x)	(x)
Lumber and building materials (other than metal).....	22	203	182	21	215,050	370,885	467,683	1,964,312	.52
Machinery, equipment, and supplies (except electrical).....	63	513	472	41	907,751	1,573,699	2,657,463	10,558,124	2.83
Metals and minerals (except petroleum and scrap).....	7	14	13	1	23,496	40,441	27,972	473,302	.13
Paper and paper products.....	5	39	36	3	80,488	153,993	140,943	672,188	.26
Petroleum and petroleum products.....	328	746	733	13	1,394,207	2,398,973	1,127,168	12,458,632	3.34
Plumbing and heating equipment and supplies.....	7	94	79	15	182,675	446,706	277,357	1,092,437	.53
Tobacco and tobacco products (except leaf).....	11	86	73	13	134,050	258,607	123,486	6,164,460	1.65
All other.....	11	52	37	15	41,300	82,302	101,492	885,305	.24

TABLE 2.—WHOLESALE ONLY, BY KIND OF BUSINESS

[An (x) indicates that the amount must be withheld to avoid disclosure of individual operations, but it is included in the totals]

KIND OF BUSINESS (Establishments classified by major lines of merchandise)	Number of establishments	NUMBER OF EMPLOYEES (proprietors not included)			SALARIES AND WAGES	TOTAL EXPENSES (including salaries and wages)	STOCKS ON HAND, END OF YEAR (at cost)	NET SALES		CREDIT SALES ¹ (see text, p. 50)		SALES TO ULTIMATE CONSUMERS (at retail)	SALES TO INDUSTRIAL CONSUMERS
		Total	Male	Female				Amount	Per cent of total	Amount	Per cent net sales		
The State.....	570	5,062	4,542	520	\$8,120,185	\$17,544,064	\$23,616,367	\$179,049,686	100.00	\$88,576,367	49.31	\$718,882	\$19,095,922
Types of wholesalers:													
Service wholesalers.....	533	4,778	4,269	509	7,030,361	16,664,791	22,091,611	173,570,325	96.62	83,500,998	48.10	653,882	15,778,716
Exporters.....	5	16	15	1	22,237	180,609	73,540	4,720,782	2.63				2,943,992
Wholesale merchants.....	528	4,762	4,254	508	7,008,124	16,478,182	22,018,071	168,840,543	93.98	83,500,998	49.51	653,882	12,834,724
Limited function wholesalers ²	3	5	5		13,067	21,998	21,805	221,504	.12	198,045	89.41		
Supply and machinery distributors.....	34	270	263	11	476,767	857,265	1,502,951	5,857,857	3.26	4,787,324	81.72	65,000	3,317,206
Amusement and sporting goods.....	3	31	28	3	56,350	116,074	168,261	628,349	.35				
Automotive.....	14	177	151	26	342,477	580,193	600,433	2,420,189	1.35	1,480,807	60.98	2,766	
Automobiles and other motor vehicles (general line).....	1	(x)	(x)	(x)	(x)	(x)	(x)	(x)	(x)	(x)	(x)		
Automotive equipment.....	7	(x)	(x)	(x)	(x)	(x)	(x)	(x)	(x)	(x)	(x)		
Automobile parts, new and used.....	3	10	14	2	13,008	30,731	27,355	127,131	.07	11,933	9.30	2,766	
Tires and tubes.....	3	(x)	(x)	(x)	(x)	(x)	(x)	(x)	(x)	(x)	(x)		
Chemicals, drugs, and allied products ³	9	234	194	40	356,628	988,010	1,151,405	4,217,798	2.35	3,424,301	81.19	1,214	3,000
Dry goods and apparel ⁴	20	268	223	45	588,848	1,174,978	1,517,804	6,974,413	3.88	6,657,940	95.46	10,000	(x)
Electrical ⁵	5	(x)	(x)	(x)	(x)	(x)	(x)	(x)	(x)	(x)	(x)		
Farm products (not elsewhere specified).....	51	236	208	28	411,396	2,503,784	4,025,212	50,472,553	28.09	1,186,472	2.35	6,000	14,617,105
Cotton.....	20	187	132	25	317,581	2,201,270	3,714,372	48,181,607	26.82	797,512	1.66		14,538,497
Flowers and nursery stock.....	1	(x)	(x)	(x)	(x)	(x)	(x)	(x)	(x)	(x)	(x)		
Grain.....	1	(x)	(x)	(x)	(x)	(x)	(x)	(x)	(x)	(x)	(x)		
Hides, skins, and furs.....	10	37	30	1	48,120	120,324	247,315	1,461,403	.81	248,985	17.04		78,008
Horses and mules.....	6	23	22	1	25,107	58,598	14,025	330,584	.19	90,850	26.75		
Livestock (other than horses and mules).....	2	(x)	(x)	(x)	(x)	(x)	(x)	(x)	(x)	(x)	(x)		
Other farm products.....	2	(x)	(x)	(x)	(x)	(x)	(x)	(x)	(x)	(x)	(x)		
Farm supplies (except machinery and equipment).....	9	(x)	(x)	(x)	(x)	(x)	(x)	(x)	(x)	(x)	(x)		(x)
Food products (not elsewhere specified).....	88	487	446	41	646,183	1,377,922	409,561	11,931,038	6.64	4,799,392	40.23	90,292	
Confectionery and soft drinks.....	21	(x)	(x)	(x)	(x)	(x)	(x)	(x)	(x)	(x)	(x)		
Confectionery ⁶	18	77	63	14	89,761	165,880	112,625	1,746,180		952,430		16,126	
Soft drinks.....	3	(x)	(x)	(x)	(x)	(x)	(x)	(x)	(x)	(x)	(x)		

See footnotes at end of table.

TABLE 2.—WHOLESALE ONLY, BY KIND OF BUSINESS—Continued

[An (x) indicates that the amount must be withheld to avoid disclosure of individual operations, but it is included in the totals]

KIND OF BUSINESS (Establishments classified by major lines of merchandise)	Number of establishments	NUMBER OF EMPLOYEES (proprietors not included)			SALARIES AND WAGES	TOTAL EXPENSES (including salaries and wages)	STOCKS ON HAND, END OF YEAR (at cost)	NET SALES		CREDIT SALES ¹		SALES TO UNIFORMED CONSUMERS (at retail)	SALES TO INDUSTRIAL CONSUMERS
		Total	Male	Female				Amount	Per cent of total	Amount	Per cent net sales		
Food products—Continued.													
Dairy products.....	8	(x)	(x)	(x)	(x)	(x)	(x)	(x)	(x)	(x)	(x)		
Dairy products (general line).....	2	(x)	(x)	(x)	(x)	(x)	(x)	(x)	(x)	(x)	(x)		
Ice cream.....	5	14	13	1	\$17,377	\$47,601	\$2,022	\$134,430		(x)	(x)		
Milk and cream.....	1	(x)	(x)		(x)	(x)		(x)					
Poultry and poultry products.....	7	25	24	1	32,295	99,579	10,356	1,432,756	0.80	\$14,010	0.98	\$30,125	
Eggs.....	1	(x)	(x)		(x)	(x)		(x)					
Poultry.....	2	(x)	(x)		(x)	(x)		(x)		(x)	(x)		
Poultry and poultry products (general line).....	4	18	17	1	21,464	81,145	6,849	722,878		650		10,000	
Dairy and poultry products.....	3	6	5	1	4,562	8,621	5,760	301,930	.17	143,866	47.65	11,541	
Fish and seafoods.....	3	9	9		6,876	19,720	9,414	201,803	.11				
Fruits and vegetables (fresh).....	18	177	165	12	249,630	463,677	165,595	3,889,654	2.17	2,623,709	67.46	2,500	
Fruits and vegetables (general line).....	15	110	112	7	170,876	304,079	104,891	2,851,954		1,760,208		2,500	
Produce.....	3	58	53	5	78,754	159,598	60,704	1,037,700		873,561			
Meat and meat products.....	28	151	142	9	221,705	527,442	93,157	4,001,353	2.23	973,025	24.32	30,000	
Forest products (except lumber).....	2	(x)	(x)		(x)	(x)	(x)	(x)	(x)	(x)	(x)		(x)
Furniture and house furnishings.....	2	(x)	(x)	(x)	(x)	(x)	(x)	(x)	(x)	(x)	(x)		(x)
General merchandise.....	5	43	38	5	84,116	188,184	255,282	1,081,181	.80	536,520	49.63		
Groceries and food specialties.....	205	2,046	1,890	156	3,204,940	5,962,853	8,999,900	70,463,485	39.22	48,506,610	68.84	121,801	
Groceries (general line).....	171	1,828	1,693	135	2,897,000	5,351,101	8,430,846	64,202,742	35.70	44,734,318	69.58	25,000	
Food and grocery specialties.....	34	218	197	21	307,880	611,692	500,054	6,170,743	3.43	3,772,202	61.13	96,801	
Bakery products.....	7	84	77	7	149,748	259,544	317,691	1,718,241		1,434,148		24,501	
Hardware.....	12	367	322	45	607,341	1,198,313	2,459,511	7,978,010	4.44	6,102,960	76.49	30,925	\$135,000
Iron and steel scrap and other waste materials.....	10	36	37	1	45,043	74,924	67,018	429,636	.24	214,609	49.96		214,100
Leather and leather goods (except gloves and shoes).....	2	(x)	(x)	(x)	(x)	(x)	(x)	(x)	(x)	(x)	(x)		(x)
Lumber and building materials (other than metal).....	13	197	179	18	207,319	364,108	460,990	1,711,179	.95	1,533,011	89.59	43,360	
Construction and building materials (other than metal and wood).....	8	(x)	(x)	(x)	(x)	(x)	(x)	(x)	(x)	(x)	(x)		(x)
Lumber and mill work.....	5	(x)	(x)	(x)	(x)	(x)	(x)	(x)	(x)	(x)	(x)		(x)
Machinery, equipment, and supplies (except electrical).....	89	327	303	19	568,066	1,006,901	1,860,395	9,924,028	3.85	5,705,361	57.40	65,000	3,317,208
Construction equipment and supplies.....	2	(x)	(x)	(x)	(x)	(x)	(x)	(x)	(x)	(x)	(x)		
Farm machinery and equipment.....	1	(x)	(x)		(x)	(x)	(x)	(x)	(x)	(x)	(x)		
Manufacturing, mining, and drilling machinery, equipment, and supplies.....	32	255	247	8	412,463	742,511	1,438,320	5,118,291	2.85	4,305,185	84.11	65,000	3,317,200
Foundry equipment and supplies.....	1	(x)	(x)		(x)	(x)	(x)	(x)	(x)	(x)	(x)		
Mill and mine supplies (general line).....	2	(x)	(x)	(x)	(x)	(x)	(x)	(x)	(x)	(x)	(x)		
Oil-well machinery, equipment, and supplies.....	23	128	127	1	201,033	371,193	989,324	3,488,073		2,011,616		2,640,445	
Other industrial machinery, equipment, and supplies.....	6	46	41	5	98,457	196,842	247,996	859,593		760,365		65,000	670,761
Professional equipment and supplies.....	1	(x)	(x)	(x)	(x)	(x)	(x)	(x)	(x)	(x)	(x)		
Service equipment and supplies.....	3	21	17	4	35,781	68,323	70,669	300,804	.20	303,037	83.99		
Metals and minerals (except petroleum and scrap).....	5	(x)	(x)		(x)	(x)	(x)	(x)	(x)	(x)	(x)		(x)
Paper and paper products.....	5	39	36	3	89,488	153,993	146,943	972,186	.54	958,970	98.64		300,708
Petroleum and petroleum products.....	48	126	117	9	177,738	338,047	194,830	2,508,393	1.40	628,202	25.04	29,875	
Crude oil.....	1	(x)	(x)	(x)	(x)	(x)	(x)	(x)	(x)	(x)	(x)		
Fuel oil.....	1	(x)	(x)		(x)	(x)	(x)	(x)	(x)	(x)	(x)		
Gasoline and oil.....	14	29	29		33,143	59,443	42,469	634,501	.30	128,175	23.98		
Lubricating oils and greases.....	2	(x)	(x)		(x)	(x)	(x)	(x)	(x)	(x)	(x)		
Petroleum and petroleum products (general line).....	30	85	78	7	115,769	236,555	138,359	1,709,494	.95	500,027	29.25	29,875	
Plumbing and heating equipment and supplies.....	7	94	79	15	182,675	446,706	277,357	1,992,437	1.11	1,875,628	94.13		168,866
Tobacco and tobacco products (except leaf).....	8	68	40	13	72,068	139,328	123,486	2,614,833	1.46	1,177,163	45.02	30,174	
All other.....	8	48	34	14	33,444	60,555	44,048	411,381	.23	146,054	35.50	17,426	
Books, periodicals, and newspapers.....	4	25	23	2	18,875	30,972	6,215	244,570	.14	77,352	31.63	17,426	
Textiles and textile materials (other than dry goods).....	1	(x)	(x)	(x)	(x)	(x)	(x)	(x)	(x)	(x)	(x)		
Miscellaneous kinds of business.....	3	4	4		4,569	8,764	2,351	90,780	.06	68,702	68.85		

¹ Credit sales are not on a basis completely comparable to net sales in some kind of business classifications since certain establishments did not answer this inquiry and also what constituted credit sales for census purposes was in some few instances interpreted differently by reporting companies.

² Includes 1 Drop shipper, 1 Wagon distributor, and 1 Warehouse (distributing).

³ Includes 8 establishments in Drugs and drug sundries (general line), and in Paints, varnishes, lacquers, and enamels.

⁴ Includes 7 establishments in Clothing and furnishings (other than millinery and footwear, 9 in Dry goods (general line), 1 in Dry goods specialty (knit goods), 1 in Millinery and millinery supplies, and 2 in Shoes and other footwear.

⁵ Includes 1 establishment in electrical goods, including appliances (electrical merchandise, general line), 3 in Radios and radio equipment, and 1 in Refrigerators (electrical).

⁶ Includes 1 establishment in Confectionery and soft drinks (general line).

⁷ Includes 1 establishment in Coffee, tea and spices, 6 in Flour, 13 in Flour and feed, 1 in sugar, and 1 in Other food and grocery specialties.

WHOLESALE DISTRIBUTION—ARKANSAS: 1929

177

TABLE 3.—WHOLESALE TRADE, BY KIND OF BUSINESS

[An (x) indicates that the amount must be withheld to avoid disclosure of individual operations, but it is included in the totals]

KIND OF BUSINESS (Establishments classified by major lines of merchandise)	Number of establishments	NUMBER OF EMPLOYEES (proprietors not included)			SALARIES AND WAGES	TOTAL EXPENSES (including salaries and wages)	STOCKS ON HAND, END OF YEAR (at cost)	NET SALES		CREDIT SALES	SALES TO ULTIMATE CONSUMERS (at retail)	SALES TO INDUSTRIAL CONSUMERS
		Total	Male	Female				Amount	Per cent of total			
THE STATE (pop. 1,854,482)												
Total.....	2,052	8,463	7,634	829	\$12,194,542	\$25,850,121	\$30,660,080	\$373,074,089	100.00	\$116,007,440	\$1,407,416	\$35,502,703
Wholesalers only.....	570	5,082	4,542	520	8,120,185	17,544,054	23,616,367	170,649,080	48.15	88,576,367	718,882	10,005,022
Assemblers and country buyers.....	1,048	1,765	1,580	176	1,235,288	2,798,586	2,413,828	108,121,614	28.98	2,410,250	461,269	14,071,248
All other types of wholesale establishments.....	434	1,636	1,503	133	2,830,069	5,507,481	4,020,885	85,302,789	22.87	25,011,823	227,265	2,335,583
Amusement and sporting goods.....	3	81	28	3	56,350	118,074	108,201	628,849	.17			
Automotive.....	17	240	207	33	484,331	809,043	862,182	4,455,623	1.19	2,557,798	2,766	
Automobiles and other motor vehicles.....	2	(x)	(x)	(x)	(x)	(x)		(x)	(x)			
Automotive equipment.....	8	197	170	27	440,324	711,637	604,158	2,933,350	.80	1,408,874		
Automobile accessories.....	1	(x)	(x)	(x)	(x)	(x)	(x)	(x)		(x)		
Automotive equipment (general line).....	5	114	97	17	273,197	459,404	440,918	1,898,100		1,423,374		
Automotive equipment (specialty lines).....	2	(x)	(x)	(x)	(x)	(x)	(x)	(x)				
Automobile parts (new and used).....	3	(x)	(x)	(x)	(x)	(x)	(x)	(x)	(x)	(x)		
Tires and tubes.....	4	21	18	3	26,101	50,139	170,640	1,218,027	.33	1,076,091		
Chemicals, drugs, and allied products.....	12	243	202	41	370,583	1,035,307	1,196,351	4,428,094	1.19	3,529,807	13,214	5,232
Drugs and drug sundries (general line).....	9	223	185	38	343,532	958,253	1,147,829	4,075,535	1.09	3,424,301	1,214	3,000
Paints, varnishes, lacquers, and enamels.....	3	20	17	3	27,051	77,054	48,522	353,529	.10	105,506	12,000	2,232
Dry goods and apparel.....	25	309	243	66	671,103	1,410,381	2,853,299	10,583,284	2.84	6,951,160	25,678	
Clothing and furnishings (other than millinery and footwear).....	9	138	111	27	288,770	579,782	691,080	3,624,917	.97	3,385,420	10,000	
Dry goods (general line).....	12	144	106	38	318,071	725,518	2,154,916	6,403,799	1.72	3,060,147	15,678	
Electrical.....	6	96	71	24	177,123	418,203	260,737	1,964,382	.53	768,317	18,682	
Electrical goods (including appliances).....	1	(x)	(x)	(x)	(x)	(x)	(x)	(x)	(x)	(x)		
Radios and radio equipment.....	3	22	19	3	33,479	74,576	49,842	539,244	.14	496,745	13,003	
Refrigerators (electric).....	2	(x)	(x)	(x)	(x)	(x)	(x)	(x)	(x)	(x)		
Farm products (not elsewhere specified).....	940	1,349	1,296	53	1,481,049	4,980,101	6,331,588	165,553,282	44.38	5,542,690	411,669	29,263,194
Cotton.....	516	805	763	42	1,091,179	3,958,953	5,535,492	154,074,830	41.30	4,627,097		29,157,073
Cotton.....	367	441	417	24	783,294	3,261,934	5,231,867	136,155,734		4,472,521		29,145,073
Cotton and cottonseed.....	140	304	346	18	307,915	697,019	303,635	17,919,096		154,573		12,000
Flowers and nursery stock.....	1	(x)	(x)		(x)	(x)	(x)	(x)	(x)	(x)		
Grain.....	11	(x)	(x)	(x)	(x)	(x)	(x)	(x)	(x)	(x)		
Rice.....	5	30	37	2	30,856	113,696	26,785	684,412		31,000		
Wheat.....	1	(x)	(x)	(x)	(x)	(x)	(x)	(x)		(x)		
Grain (general line).....	5	(x)	(x)		(x)	(x)	(x)	(x)		(x)		
Hides, skins, and furs.....	29	39	38	1	48,396	123,147	255,045	1,015,497	.43	248,985		78,608
Furs, raw.....	18	12	11	1	16,270	70,423	156,830	1,039,779		112,000		
Hides and skins.....	11	27	27		32,126	52,724	90,215	575,718		186,985		78,608
Horses and mules.....	13	38	37	1	30,687	80,635	26,525	488,584	.13	143,850		
Livestock (other than horses and mules).....	203	82	82		40,706	181,229	299,330	3,152,389	.84	56,131	2,000	
Cattle.....	39	4	4		1,850	10,065	21,425	187,530		500		
Livestock (general line).....	164	78	78		38,856	171,164	277,905	2,964,859		55,331	2,000	
Wool and mohair.....	1					(x)		(x)	(x)			
Other farm products.....	166	310	307	3	175,996	433,763	83,554	4,563,588	1.22	183,227		27,513
Cottonseed.....	158	297	294	3	162,426	377,310	70,304	3,400,098		103,727		27,513
Cotton, cottonseed, and fertilizer.....	5	11	11		11,670	51,971	12,960	1,062,530		79,500		
Farm products not elsewhere classified.....	3	2	2		1,900	4,482	300	40,960				
Farm supplies (except machinery and equipment).....	11	77	70	7	93,248	213,887	170,185	2,150,437	.58	1,019,448	57,046	8,150
Food products (not elsewhere specified).....	275	1,330	1,206	124	1,293,602	2,787,321	1,103,154	43,554,503	11.67	15,193,745	145,892	
Confectionery and soft drinks.....	22	90	75	15	101,024	190,292	122,575	1,872,379	.50	1,004,629	16,126	
Confectionery.....	18	77	63	14	89,761	165,380	112,625	1,740,130		982,430	16,126	
Soft drinks.....	4	13	12	1	11,263	24,912	9,950	126,109		22,199		
Dairy products.....	10	37	32	5	38,026	85,786	4,448	420,875	.11	65,093	1,000	
Dairy products (general line).....	2	(x)	(x)	(x)	(x)	(x)	(x)	(x)		(x)		
Ice cream.....	5	14	13	1	17,377	47,691	2,922	134,439				
Milk and cream.....	3	(x)	(x)	(x)	(x)	(x)	(x)	(x)		(x)		
Poultry and poultry products.....	56	87	84	3	90,201	211,392	36,677	4,137,708	1.11	35,895	30,125	
Poultry.....	3	14	14		14,494	23,487	5,295	900,536		13,360	20,125	
Poultry and poultry products (general line).....	53	73	70	3	75,707	187,905	31,382	3,228,172		22,445	10,000	
Dairy and poultry products.....	33	37	32	5	24,071	43,208	16,740	1,012,039	.27	267,416	51,141	
Fish and sea foods.....	3	9	9		6,876	19,720	9,414	201,803	.06			
Fruits and vegetables (fresh).....	111	628	569	59	401,855	798,096	353,836	19,859,750	5.32	2,975,906	17,500	
Fruits.....	27	102	90	3	30,026	59,997	35,765	7,537,107				
Fruits and vegetables (general line).....	48	373	337	41	205,417	518,453	237,593	9,520,129		1,987,599	2,500	
Produce.....	29	94	85	9	103,037	217,121	79,151	2,704,853		988,307	15,000	
Vegetables.....	7	54	48	6	3,325	7,525	1,322	97,661				

See footnotes at end of table.

TABLE 3.—WHOLESALE TRADE, BY KIND OF BUSINESS—Continued

[An (x) indicates that the amount must be withheld to avoid disclosure of individual operations, but it is included in the totals]

KIND OF BUSINESS (Establishments classified by major lines of merchandise)	Number of estab- lish- ments	NUMBER OF EMPLOYEES (proprietors not included)			SALARIES AND WAGES	TOTAL EXPENSES (including salaries and wages)	STOCKS ON HAND, END OF YEAR (at cost)	NET SALES		CREDIT SALES	SALES TO ULTI- MATE CON- SUMERS (at retail)	SALES TO INDUS- TRIAL CON- SUMERS
		Total	Male	Fe- male				Amount	Per cent of total			
THE STATE—Continued												
Food products—Continued.												
Meats and meat products.....	40	442	405	37	\$831,549	\$1,418,827	\$558,464	\$16,049,949	4.30	\$10,854,896	\$30,000	
Meats (fresh).....	19	33	32	1	44,530	77,567	30,073	986,418		276,653		
Meats and meat products (general line).....	5	80	76	4	130,607	379,941	45,307	2,380,804		551,372		
Meats and provisions.....	16	329	297	32	456,412	961,319	483,084	12,682,927		10,226,871	30,000	
Forest products (except lumber).....	27	199	94	105	113,222	210,071	204,166	1,041,988	.28	937,054		\$937,054
Logs, railroad ties, piles, etc.....	27	199	94	105	113,222	210,071	204,166	1,041,988	.28	937,054		937,054
Logs, piles, and posts.....	12	187	82	105	99,455	188,368	123,669	727,016		676,267		676,267
Railroad ties.....	15	12	12		13,767	21,703	80,497	314,972		200,787		200,787
Furniture and house furnishings (furniture).....	2	(x)	(x)	(x)	(x)	(x)	(x)	(x)	(x)	(x)	(x)	
General merchandise.....	5	43	38	5	84,116	188,164	255,282	1,081,131	.29	536,520		
Groceries and food specialties.....	249	2,317	2,129	188	3,533,568	6,850,394	9,851,026	92,335,948	24.75	49,882,484	123,954	
Groceries (general line).....	191	1,953	1,799	154	3,002,022	5,612,197	8,721,590	81,057,436	21.73	44,747,799	25,000	
Food and grocery specialties ⁸	58	304	330	34	531,546	1,238,197	629,435	11,278,512	3.02	5,134,685	98,954	
Bakery products.....	14	174	163	11	277,219	665,494	341,806	2,879,435		1,646,792	20,654	
Flour.....	7	33	28	5	64,655	109,873	33,051	2,648,195		151,250		
Flour and feed.....	19	81	71	10	89,270	223,459	149,518	3,194,956		1,621,322	72,300	
Other grocery and food specialties.....	11	61	53	8	84,325	197,063	92,876	1,930,488		1,346,027		
Hardware.....	12	387	322	45	987,341	1,198,313	2,459,511	7,978,010	2.14	6,102,360	30,925	185,900
Iron and steel scrap and other waste materi- als.....	10	38	37	1	45,043	74,924	87,018	428,536	.12	214,609		214,109
Jewelry and optical goods (optical goods).....	2	(x)	(x)	(x)	(x)	(x)	(x)	(x)	(x)	(x)		
Leather and leather goods (except gloves and shoes).....	2	(x)	(x)	(x)	(x)	(x)	(x)	(x)	(x)	(x)		(x)
Lumber and building materials (other than metal).....	22	203	182	21	215,050	379,865	487,693	1,964,312	.53	1,883,821	43,300	
Construction and building materials (other than metal and wood) ⁹	9	178	163	15	191,461	338,453	409,453	1,665,874	.45	1,533,906	43,300	
Lumber and mill work.....	13	25	19	6	23,589	41,432	58,230	238,438	.08	146,916		
Machinery, equipment, and supplies (ex- cept electrical).....	63	513	472	41	907,751	1,573,699	2,857,463	10,558,194	2.83	7,897,879	240,000	4,110,828
Commercial equipment and supplies.....	5	(x)	(x)	(x)	(x)	(x)	(x)	(x)	(x)	(x)		(x)
Construction equipment and supplies.....	4	36	31	5	86,622	177,232	125,631	1,198,566	.32	857,139		460,000
Farm machinery and equipment.....	4	86	71	15	142,821	264,525	470,774	2,131,262	.57	1,267,125	175,000	
Manufacturing, mining, and drilling machinery, equipment and supplies.....	42	279	269	10	458,709	824,388	1,695,852	5,011,694	1.50	4,420,240	65,000	3,046,907
Foundry equipment and supplies.....	1	(x)	(x)		(x)	(x)	(x)	(x)	(x)	(x)		
Mill and mine supplies (general line).....	3	43	40	3	51,210	90,301	154,678	550,892		407,471		
Oil well machinery, equipment, and supplies.....	28	138	137	1	221,420	411,392	1,174,662	3,817,775		3,000,842		2,970,146
Pumps, pump parts, and supplies.....	1	(x)	(x)	(x)	(x)	(x)	(x)	(x)	(x)	(x)		
Other industrial machinery, equip- ment, and supplies.....	9	(x)	(x)	(x)	(x)	(x)	(x)	(x)	(x)	(x)	(x)	(x)
Professional equipment and supplies.....	1	(x)	(x)	(x)	(x)	(x)	(x)	(x)	(x)	(x)		
Service equipment and supplies ¹⁰	7	67	62	5	132,765	184,802	81,689	836,005	.22	702,649		
Metals and minerals (except petroleum and scrap) ¹¹	7	14	13	1	23,498	46,441	27,972	473,302	.13	439,938		28,000
Paper and paper products.....	5	39	36	3	89,488	153,993	146,943	972,188	.28	958,979		300,799
Petroleum and petroleum products ¹²	328	746	733	13	1,394,207	2,398,973	1,127,168	12,468,632	3.34	3,428,886	46,630	4,833
Gasoline and oil.....	18	43	42	1	53,683	123,763	68,117	960,627	.26	362,894		
Petroleum and petroleum products (gen- eral line).....	306	601	681	10	1,311,608	2,233,161	1,055,048	11,233,607	3.01	3,065,992	46,630	4,833
Plumbing and heating equipment and sup- plies.....	7	94	79	15	182,675	446,706	277,357	1,992,437	.53	1,875,528		166,866
Tobacco and tobacco products (except leaf).....	11	86	73	13	134,059	258,607	123,486	6,164,460	1.65	4,726,780	30,174	
All other.....	11	52	37	15	41,360	82,302	101,492	885,305	.24	410,947	17,426	233,740
Books, periodicals, and newspapers.....	4	25	23	2	18,875	30,972	6,215	244,570	.07	77,352	17,426	
Textiles and textile materials (other than dry goods).....	3	22	9	13	17,880	42,530	92,026	540,762	.14	264,893		233,740
Miscellaneous kinds of business.....	4	5	5		4,605	8,800	2,351	99,973	.03	68,702		

See footnotes at end of table.

WHOLESALE DISTRIBUTION—ARKANSAS: 1929

179

TABLE 3.—WHOLESALE TRADE, BY KIND OF BUSINESS—Continued

[An (x) indicates that the amount must be withheld to avoid disclosure of individual operations, but it is included in the totals]

KIND OF BUSINESS (Establishments classified by major lines of merchandise)	Number of establishments	NUMBER OF EMPLOYEES (proprietors not included)			SALARIES AND WAGES	TOTAL EXPENSES (including salaries and wages)	STOCKS ON HAND, END OF YEAR (at cost)	NET SALES		CREDIT SALES	SALES TO ULTIMATE CONSUMERS (at retail)	SALES TO INDUSTRIAL CONSUMERS
		Total	Male	Female				Amount	Per cent of total			
CITIES OF 50,000 TO 100,000 POPULATION												
LITTLE ROCK (pop. 81,678)	155	2,230	1,917	313	\$3,891,127	\$9,152,879	\$9,197,492	\$100,639,503	100.00	\$34,928,156	\$413,247	\$12,923,708
Amusement and sporting goods.....	3	31	28	3	56,350	116,074	168,261	628,349	0.03	-----	-----	-----
Automotive.....	8	163	142	21	309,088	542,338	502,117	3,207,330	3.19	1,599,003	-----	-----
Chemicals, drugs, and allied products.....	4	113	92	21	154,786	573,954	466,522	1,642,793	1.63	1,320,842	1,214	2,232
Dry goods and apparel.....	15	194	146	48	432,297	859,349	2,178,116	7,084,458	7.04	3,995,110	10,000	-----
Electrical.....	6	95	71	24	177,123	418,203	260,737	1,904,382	1.95	768,317	18,682	-----
Farm products (not elsewhere specified).....	13	122	116	6	268,747	1,063,146	1,060,184	36,817,380	36.58	2,651,614	-----	11,366,440
Food products (not elsewhere specified).....	10	242	209	33	332,054	724,601	362,286	9,267,017	9.21	5,042,195	20,120	-----
Groceries and food specialties.....	31	524	474	50	814,445	1,682,497	1,637,726	22,536,298	22.39	6,060,375	72,300	-----
Hardware.....	4	143	120	23	204,381	526,870	535,219	3,410,052	3.39	2,932,090	80,925	-----
Lumber and building materials (other than metal).....	4	40	45	4	55,738	96,162	41,717	405,755	.40	321,892	20,000	-----
Machinery, equipment, and supplies (except electrical).....	18	248	214	34	478,270	840,642	1,075,133	5,318,509	5.29	3,934,133	240,000	935,680
Paper and paper products.....	3	20	18	2	43,390	95,880	97,646	661,014	.66	661,014	-----	247,714
Petroleum and petroleum products.....	8	54	54	-----	96,520	178,350	138,651	1,033,874	1.03	111,243	-----	-----
Plumbing and heating equipment and supplies.....	5	81	68	13	155,162	378,754	218,061	1,543,588	1.53	1,449,647	-----	144,533
Tobacco and tobacco products (except leaf).....	6	47	37	10	81,233	149,392	86,528	3,564,600	3.53	2,493,250	-----	-----
All other.....	11	104	83	21	141,245	276,577	308,588	1,561,635	1.55	1,075,919	-----	227,109
CITIES OF 20,000 TO 50,000 POPULATION												
FORT SMITH (pop. 31,429)	80	947	851	96	\$1,678,554	\$3,260,916	\$5,993,266	\$32,715,031	100.00	\$16,861,013	\$290,350	\$1,460,092
Automotive.....	4	30	24	6	79,565	125,416	124,031	500,699	1.71	427,033	2,700	-----
Chemicals, drugs, and allied products.....	5	85	73	12	148,476	329,188	471,388	1,701,327	5.38	1,621,862	12,000	3,000
Dry goods and apparel.....	5	77	64	13	170,902	414,079	462,109	2,343,834	7.10	1,944,637	15,678	-----
Farm products (not elsewhere specified).....	7	44	39	5	112,739	510,088	2,082,020	10,684,510	32.66	753,642	6,000	856,242
Food products (not elsewhere specified).....	9	118	109	9	173,831	337,558	157,473	4,100,804	12.53	2,786,685	-----	-----
Groceries and food specialties.....	16	212	194	18	320,505	540,942	678,317	7,026,703	21.48	3,592,174	-----	-----
Lumber and building materials (other than metal).....	3	121	110	11	128,223	224,544	343,431	1,153,053	3.53	1,109,548	23,300	-----
Machinery, equipment, and supplies (except electrical).....	7	57	55	2	70,825	125,936	104,162	699,425	2.14	449,400	-----	-----
Metals and minerals (except petroleum and scrap).....	3	10	9	1	16,123	31,400	27,672	191,419	.50	169,747	-----	10,000
Petroleum and petroleum products.....	10	38	38	-----	50,005	119,524	57,671	431,893	1.32	93,880	-----	-----
All other.....	11	155	136	19	292,300	502,841	834,302	3,760,758	11.50	3,612,399	230,546	591,850
HOT SPRINGS (pop. 20,238)	26	155	151	4	182,213	366,627	342,158	3,563,804	100.00	1,850,193	59,430	-----
Farm supplies (except machinery and equipment).....	3	16	15	1	16,012	27,323	26,837	427,460	11.99	255,220	-----	-----
Food products (not elsewhere specified).....	3	12	12	-----	16,116	41,949	10,028	508,456	14.27	275,127	-----	-----
Groceries and food specialties.....	7	78	76	2	92,738	161,308	253,379	1,870,756	52.49	1,170,865	-----	-----
Petroleum and petroleum products.....	8	23	22	1	43,419	97,843	31,646	477,234	13.39	147,891	23,830	-----
All other.....	5	26	26	-----	13,927	28,204	20,263	279,898	7.86	1,000	35,000	-----
PINE BLUFF (pop. 20,760)	71	406	360	46	609,153	1,514,484	1,183,730	37,815,698	100.00	9,634,899	47,000	4,691,198
Farm products (not elsewhere specified).....	36	68	64	4	81,281	402,029	266,321	22,985,892	60.78	38,920	-----	4,486,196
Food products (not elsewhere specified).....	7	99	89	10	107,162	223,068	80,852	2,732,332	7.23	2,189,216	35,000	-----
Groceries and food specialties.....	11	125	111	14	213,358	491,300	387,922	8,414,420	22.25	4,630,592	-----	-----
Petroleum and petroleum products.....	8	35	30	5	67,833	120,069	44,105	607,233	1.61	132,511	-----	-----
All other.....	9	79	66	13	139,519	278,018	404,530	3,075,815	8.13	2,643,660	12,000	205,000
CITIES OF 5,000 TO 20,000 POPULATION												
TOTAL	265	1,604	1,485	119	\$2,528,809	\$4,797,638	\$5,866,323	\$76,181,165	100.00	\$19,590,731	\$102,197	\$10,551,707
BLYTEVILLE (pop. 10,098).....	39	164	156	8	300,323	524,239	387,251	18,214,409	23.91	695,000	-----	3,451,497
CAMDEN (pop. 7,273).....	11	49	44	5	81,550	146,435	174,542	2,153,267	2.83	972,402	-----	-----
CONWAY (pop. 5,534).....	17	52	49	3	88,475	160,213	139,231	2,494,310	3.27	844,624	14,501	678,394
EL DORADO (pop. 10,421).....	40	325	313	12	535,869	1,038,555	1,372,284	7,314,842	9.60	3,942,328	-----	1,406,037
FAVETTEVILLE (pop. 7,394).....	17	79	72	7	107,760	177,205	183,171	2,435,500	3.20	1,200,749	27,000	-----
HELENA (pop. 8,316).....	27	161	151	10	200,354	458,005	534,133	11,003,097	14.45	2,390,097	11,541	1,227,110
HOPE (pop. 6,008).....	18	62	56	6	98,025	207,179	185,789	5,977,685	7.85	1,489,284	-----	3,070,407
JONESBORO (pop. 10,320).....	21	134	122	12	211,800	519,608	295,563	0,285,948	8.25	548,195	2,500	89,736
MALVERN (pop. 5,115).....	6	18	18	-----	40,226	68,227	70,209	651,761	.80	151,603	-----	-----
NORTH LITTLE ROCK (pop. 19,418).....	10	53	36	17	65,261	107,553	63,610	748,524	2.98	160,347	20,125	12,000
PARAGOULD (pop. 5,966).....	14	58	53	5	80,260	129,188	190,343	1,585,001	2.08	1,079,935	-----	-----
RUSSELLVILLE (pop. 5,628).....	19	55	52	3	78,946	178,985	200,499	5,273,905	6.92	324,491	-----	116,755
TEXARKANA (pop. 10,704).....	19	333	304	29	531,420	947,057	1,968,040	9,037,472	11.86	5,510,331	26,500	249,753
VAN BUREN (pop. 5,182).....	7	61	59	2	58,594	135,374	55,661	3,004,635	3.94	325,375	-----	-----

1 Includes 1 establishment in Dry goods (specialty, knit goods), 1 in Millinery and millinery supplies, and 2 in Shoes and other footwear.
 2 Includes 2 establishments in Cotton linters.
 3 Includes 1 establishment in Hogs.
 4 Includes 1 establishment in Farm supplies, except feed and fertilizer (seeds), and 10 in Feed.
 5 Includes 1 establishment in Confectionery and soft drinks (general line)
 6 Includes 2 establishments in Eggs.
 7 Includes 1 establishment in Other forest products.
 8 Includes 2 establishments in Canned fruits and vegetables, 1 in Coffee, tea, and spices, 2 in Fruits and vegetables (dried), and 2 in Sugar.
 9 Includes 1 establishment in Brick and tile, 1 in Sand, gravel, and crushed stone, and 6 in Other building materials.
 10 Includes 3 establishments in Barber and beauty parlor equipment and supplies, 1 in Janitors' equipment and supplies, 1 in Laundry equipment and supplies, 1 in Undertakers' supplies, and 1 in Upholsterers' supplies.
 11 Includes 5 establishments in Coal, and 2 in Metals and metal work, other than iron and steel (sheet metal products).
 12 Includes 1 establishment in Crude oil, 1 in Fuel oil, and 2 in Lubricating oils and greases.

CENSUS OF DISTRIBUTION

TABLE 4.—WHOLESALE TRADE, BY TYPE OF ESTABLISHMENTS

[An (x) indicates that the amount must be withheld to avoid disclosure of individual operations, but it is included in the totals]

TYPE OF ESTABLISHMENT	Number of establishments	NUMBER OF EMPLOYEES (proprietors not included)			SALARIES AND WAGES	TOTAL EXPENSES (including salaries and wages)	STOCKS ON HAND, END OF YEAR (at cost)	NET SALES	CREDIT SALES (see text, p. 50)		SALES TO ULTIMATE CONSUMERS (at retail)	SALES TO INDUSTRIAL CONSUMERS	AVERAGE SALES PER ESTABLISHMENT
		Total	Male	Female					Amount	Per cent net sales			
THE STATE													
Total.....	2,052	8,463	7,634	829	\$12,194,542	\$25,850,121	\$30,660,080	\$373,074,089	\$116,007,440	31.10	\$1,407,416	\$35,502,703	\$81,810
Wholesalers.....	570	5,002	4,542	520	8,120,185	17,544,054	23,616,367	179,649,686	88,576,367	49.31	718,882	10,095,022	815,175
Service wholesalers.....	533	4,778	4,269	509	7,630,361	16,064,791	22,091,611	173,570,325	83,590,908	48.16	653,882	15,778,716	325,648
Exporters.....	5	16	15	1	22,237	180,609	73,540	4,729,782	-----	-----	-----	2,943,992	945,950
Wholesale merchants.....	528	4,762	4,254	508	7,608,124	16,478,182	22,018,071	168,840,543	83,590,908	49.51	653,882	12,834,724	310,774
Limited function wholesalers ¹	3	5	5	-----	13,067	21,998	21,805	221,504	198,045	89.41	-----	-----	78,385
Supply and machinery distribution.....	34	279	268	11	476,757	857,265	1,502,951	5,857,857	4,787,324	81.72	65,000	3,317,200	172,200
Bulk tank stations.....	277	614	610	4	1,210,142	2,047,109	927,838	9,859,039	2,800,084	28.41	10,755	4,833	35,592
Chain store warehouses ²	7	184	155	29	246,066	482,414	1,811,011	6,563,671	1,448	.02	15,078	-----	937,067
Manufacturers' sales branches.....	59	634	576	58	900,722	2,155,510	1,492,388	22,973,169	18,104,485	79.07	187,000	681,859	389,370
Agents and brokers.....	83	194	154	40	387,281	811,073	397,396	45,860,854	4,035,930	8.80	5,079	1,048,841	552,540
Brokers.....	49	86	62	24	103,063	395,588	134,020	32,409,528	3,130,450	9.66	-----	960,000	601,419
Commission merchants.....	17	35	30	5	41,502	110,721	192,045	9,261,632	5,000	.05	-----	-----	544,802
Manufacturers' agents.....	8	41	34	7	79,026	127,683	10,500	2,160,721	542,935	25.13	-----	150,000	270,000
Purchasing agents.....	4	5	5	-----	55,485	56,552	532	1,328,188	-----	-----	-----	229,841	332,047
Selling agents.....	5	27	23	4	48,205	120,529	60,280	700,785	357,551	51.02	5,079	309,000	140,157
Assemblers and country buyers.....	1,048	1,765	1,589	176	1,235,288	2,798,586	2,413,828	108,121,614	2,419,260	2.24	461,269	14,071,248	103,169
Assemblers.....	880	1,220	1,088	132	617,232	2,055,468	1,798,049	70,242,443	1,615,138	2.30	50,000	7,738,354	84,029
Country buyers on salary or commission.....	165	194	182	12	235,091	540,082	564,552	28,652,939	543,787	1.90	364,669	6,332,894	173,654
Cooperative marketing associations.....	49	277	264	13	65,445	165,614	14,231	8,775,802	325	-----	-----	-----	179,008
Elevators (independent).....	1	(x)	(x)	-----	(x)	(x)	(x)	(x)	(x)	(x)	(x)	-----	(x)
Packers and shippers.....	3	(x)	(x)	(x)	(x)	(x)	(x)	(x)	(x)	(x)	(x)	-----	(x)
Wholesaling manufacturers.....	8	10	8	2	4,858	11,375	1,262	40,006	9,270	20.12	2,153	-----	5,768
CITIES OF 50,000 TO 100,000 POPULATION													
LITTLE ROCK.....	155	2,230	1,917	313	\$3,891,127	\$9,152,879	\$9,197,492	\$100,639,503	\$34,928,166	34.71	\$413,247	\$12,923,708	-----
Wholesalers only.....	93	1,502	1,280	222	2,697,706	6,735,902	6,214,323	55,090,073	22,483,241	40.16	232,568	5,730,842	-----
All other types.....	62	728	637	91	1,193,421	2,416,977	2,983,169	44,649,430	12,444,915	27.87	180,679	7,192,866	-----
CITIES OF 20,000 TO 50,000 POPULATION													
FORT SMITH.....	80	947	851	96	\$1,578,554	\$3,260,916	\$5,993,266	\$32,715,031	\$10,861,013	51.54	\$290,350	\$1,460,092	-----
Wholesalers only.....	50	803	725	83	1,370,081	2,777,789	5,706,694	26,992,502	14,098,342	52.23	262,672	1,176,352	-----
All other types.....	30	139	126	13	208,473	483,127	286,572	5,722,529	2,762,671	48.28	27,678	283,740	-----
HOT SPRINGS.....	26	155	151	4	182,212	356,627	342,153	3,563,804	1,850,103	51.91	59,430	-----	-----
Wholesalers only.....	17	127	123	4	129,117	243,614	304,810	2,822,097	1,477,860	52.35	42,675	-----	-----
All other types.....	9	28	28	-----	53,095	113,013	37,343	741,707	372,743	60.25	16,755	-----	-----
PINE BLUFF.....	71	406	360	46	609,153	1,514,484	1,183,730	37,815,698	9,634,890	25.48	47,000	4,691,196	-----
Wholesalers only.....	40	289	254	35	428,624	1,085,641	1,037,573	17,144,525	6,070,698	35.41	47,000	4,461,355	-----
All other types.....	31	117	106	11	180,529	428,843	146,157	20,671,173	3,564,201	17.24	-----	220,841	-----

¹ Includes 1 Drop shipper; 1 Wagon distributor; 1 Warehouse (distributing).² The total expenses for chain-store warehouses include the cost of superintendence and supervision of the retail stores, since practically all chain-store systems have so reported to the bureau.

TABLE 5.—NUMBER OF ESTABLISHMENTS, BY TYPE AND KIND OF BUSINESS

KIND OF BUSINESS (Establishments classified by major lines of merchandise)	Number of establishments	KIND OF BUSINESS						Number of establishments	KIND OF BUSINESS						
		Wholesale merchants (including jobbers)	Manufacturers' sales branches	Brokers	Commission merchants	Manufacturers' agents	Assemblers and country buyers		All other types ²	Wholesale merchants (including jobbers)	Manufacturers' sales branches	Brokers	Commission merchants	Manufacturers' agents	Assemblers and country buyers
The State	2,052	582	59	49	17	81,048	309	240	205	16	20	1	1	3	3
Amusement and sporting goods.....	3	3						101	171	2	14	1	1	3	2
Amusement and sporting goods (except cameras and motion picture equipment and supplies).....	2	2						68	34	14	6			3	1
Cameras and motion picture equipment and supplies.....	1	1						12	12						
Automotive.....	17	14	1				2	11	11						
Automobiles and other motor vehicles.....	2	1					1	1	1						
Automotive equipment.....	8	7					1								
Automobile parts (new and used).....	3	3													
Tires and tubes.....	4	3	1												
Chemicals, drugs, and allied products.....	12	9	2				1								
Drugs and drug sundries (general line).....	9	8					1								
Paints, varnishes, lacquers, and enamels.....	3	1	2												
Dry goods and apparel.....	25	19	1	1			4								
Clothing and furnishings (other than millinery and footwear).....	9	6	1				2								
Dry goods (general line).....	12	9		1			2								
Dry goods (specialty other than specified).....	1	1													
Millinery and millinery supplies.....	1	1													
Shoes and other footwear.....	2	2													
Electrical.....	6	5					1								
Electrical goods (including appliances).....	1	1													
Radios and radio equipment.....	3	3													
Refrigerators (electric).....	2	1					1								
Farm products (not elsewhere specified).....	940	46	1	20	9	855	9								
Cotton.....	519	24		14	6	463	0								
Flowers and nursery stock.....	1	1													
Grain.....	11	1	4	1		5									
Hides, skins, and furs.....	29	10				19									
Horses and mules.....	13	6		1		6									
Livestock (other than horses and mules).....	203	2		1		200									
Wool and mohair.....	1	1				1									
Other farm products.....	166	2	1	2		161									
Farm supplies (except machinery and equipment).....	11	9				2									
Farm supplies (except feed and fertilizer).....	1	1													
Feed.....	10	8				2									
Food products (not elsewhere specified).....	275	87	12	6	3	166	1								
Confectionery and soft drinks.....	22	20	1			1									
Dairy products.....	10	8				2									
Poultry and poultry products.....	59	7				40									
Dairy and poultry products.....	33	3				30									
Fish and sea foods.....	3	3													
Fruits and vegetables (fresh).....	111	18		6	3	84									
Meats and meat products.....	40	28	11			1									
Forest products (except lumber).....	27	2	1		2	22									
Logs, railroad ties, piles, etc.....	29	2			2	22									
Other forest products.....	1	1													
Furniture and house furnishings.....	2	2													
General merchandise.....	5	5													
Groceries and food specialties.....	240	205	16	20	1	1	3	3							
Groceries (general line).....	101	171	2	14	1	1	1	1							
Food and grocery specialties.....	68	34	14	6			3	1							
Hardware.....	12	12													
Hardware (general line).....	11	11													
Hardware (specialty).....	1	1													
Iron and steel scrap and other waste materials.....	10	10													
Iron and steel scrap.....	2	2													
Junk and scrap.....	8	8													
Jewelry and optical goods.....	2	2													
Leather and leather goods (except gloves and shoes).....	2	2													
Lumber and building materials (other than metal).....	22	12		1	1	1	7								
Construction and building materials (other than metal and wood).....	9	7				1	1								
Lumber and millwork.....	13	5		1	1		6								
Machinery, equipment, and supplies (except electrical).....	63	39	17	1		4	2								
Commercial equipment and supplies.....	5	4				1	1								
Construction equipment and supplies.....	4	2					1								
Farm machinery and equipment.....	4	1	2												
Manufacturing, mining and drilling machinery, equipment and supplies.....	42	32	9			1									
Professional equipment and supplies.....	1	1													
Service equipment and supplies.....	7	3	2	1		1									
Metals and minerals (except petroleum and scrap).....	7	5					2								
Coal.....	5	4					1								
Metals and metal work (other than iron and steel).....	2	1													
Paper and paper products.....	5	5													
Paper and paper products (general line).....	3	3													
Paper and paper products (specialty, other than specified).....	2	2													
Petroleum and petroleum products.....	328	48	1			2	277								
Plumbing and heating equipment and supplies.....	7	7													
Plumbing equipment and supplies.....	6	6													
Heating equipment and supplies.....	1	1													
Tobacco and tobacco products (except leaf).....	11	8	3												
All other.....	11	8	2		1										
Books, periodicals, and newspapers.....	4	4													
Textiles and textile materials (other than dry goods).....	3	1	1		1										
Miscellaneous kinds of business.....	4	3	1												

¹ Includes supply and machinery distributors.

² The 309 "All other types" consist of the following:

Bulk tank stations.....	277	Purchasing agents.....	4	Wholesaling manufacturers.....	8
Petroleum and petroleum products.....	277	Cotton.....	4	Food and grocery specialties.....	1
Distributing warehouses.....	1	Selling agents.....	5	Lumber and millwork.....	6
Construction and building materials (other than metal and wood).....	1	Automobiles and other motor vehicles.....	1	Metals and metalwork.....	1
Drop shippers.....	1	Coal.....	1	Chain store warehouses.....	7
Clothing and furnishings (except millinery and footwear).....	1	Commercial equipment and supplies.....	1	Automotive equipment.....	1
Exporters.....	5	Construction equipment and supplies.....	1	Drugs and drug sundries.....	1
Cotton.....	5	Refrigerators (electric).....	1	Clothing and furnishings (other than millinery and footwear).....	1
		Wagon distributor.....	1	Dry goods (general line).....	2
		Confectionery and soft drinks.....	1	Groceries (general line).....	2

CENSUS OF DISTRIBUTION

TABLES 6, 7.—NET SALES AND TOTAL EXPENSES, BY TYPE OF ESTABLISHMENT AND KIND OF BUSINESS

(Tables 6 and 7 are consolidated and abbreviated to avoid disclosure of individual operations)

[An (x) indicates that the amount must be withheld to avoid disclosure of individual operations, but it is included in the totals]

[In thousands of dollars]

KIND OF BUSINESS (Establishments classified by major lines of merchandise)	Total	Wholesale merchants (including jobbers) ¹	Manufacturers' sales branches	Agents and brokers	ASSEMBLERS AND COUNTRY BUYERS			All other
					Assemblers	Cooperative marketing associations	All other	
NET SALES								
The State.....	\$373,074	\$174,699	\$22,973	\$45,862	\$70,242	\$9,778	\$26,103	² \$21,419
Amusement and sporting goods.....	628	628						
Automotive.....	4,456	2,429	(x)	(x)				(x)
Chemicals, drugs, and allied products.....	4,429	4,218	(x)					(x)
Dry goods and apparel.....	10,583	6,820	(x)	(x)				3,202
Electrical.....	1,964	(x)		(x)				
Farm products (not elsewhere specified).....	165,553	45,744	(x)	25,171	64,389	580	24,841	(x)
Farm supplies (except machinery and equipment).....	2,151	(x)			(x)			
Food products (not elsewhere specified).....	43,555	11,908	12,079	2,177	(x)	8,196	4,234	(x)
Forest products (except lumber).....	1,042	(x)	(x)	(x)	681		28	
Furniture and house furnishings.....	(x)	(x)						
General merchandise.....	1,081	(x)						
Groceries and food specialties.....	92,336	70,463	2,615	16,507	173			2,578
Hardware.....	7,973	7,973						
Iron and steel scrap and other waste materials.....	430	430						
Jewelry and optical goods.....	(x)		(x)					
Leather and leather goods (except gloves and shoes).....	(x)	(x)						
Lumber and building materials (other than metal).....	1,954	1,667		213				74
Machinery, equipment, and supplies (except electrical).....	10,558	6,924	2,700	934				
Metals and minerals (except petroleum and scrap).....	473	432		(x)				(x)
Paper and paper products.....	972	972						
Petroleum and petroleum products.....	12,450	2,508	(x)	(x)				9,850
Plumbing and heating equipment and supplies.....	1,992	1,992						
Tobacco and tobacco products.....	6,165	2,615	3,550					
All other.....	885	411	(x)	(x)				
TOTAL EXPENSES								
The State.....	\$25,850	\$17,385	\$2,155	\$912	\$2,055	\$166	\$378	³ \$2,740
Amusement and sporting goods.....	116	116						
Automotive.....	859	580	(x)	(x)				(x)
Chemicals, drugs, and allied products.....	1,035	989	(x)					(x)
Dry goods and apparel.....	1,411	1,155	(x)	(x)				191
Electrical.....	418	(x)		(x)				
Farm products (not elsewhere specified).....	4,080	2,317	(x)	297	1,672	98	407	(x)
Farm supplies (except machinery and equipment).....	214	(x)			(x)			
Food products (not elsewhere specified).....	2,767	1,378	892	45	(x)	68	171	(x)
Forest products (except lumber).....	210	(x)	(x)	(x)	149		(⁴)	
Furniture and house furnishings.....	(x)	(x)						
General merchandise.....	188	(x)						
Groceries and food specialties.....	6,851	5,963	558	192	18			120
Hardware.....	1,198	1,198						
Iron and steel scrap and other waste materials.....	75	75						
Jewelry and optical goods.....	(x)		(x)					
Leather and leather goods (except gloves and shoes).....	(x)	(x)						
Lumber and building materials (other than metal).....	380	362		18				6
Machinery, equipment, and supplies (except electrical).....	1,574	1,007	401	166				
Metals and minerals (except petroleum and scrap).....	46	35		(x)				(x)
Paper and paper products.....	154	154						
Petroleum and petroleum products.....	2,309	338	(x)	(x)				2,047
Plumbing and heating equipment and supplies.....	447	447						
Tobacco and tobacco products.....	259	139	120					
All other.....	82	61	(x)	(x)				

¹ Includes supply and machinery distributors.² Includes net sales amounting to \$1,729,000 for exporters, \$9,859,000 for bulk tank stations, \$6,564,000 for chain-store warehouses, \$46,000 for wholesaling manufacturers, and \$231,000 for drop shippers, wagon distributors, and distributing warehouses, which are not shown separately, by kind of business, in order to avoid disclosure of individual operations.³ Includes total expenses amounting to \$187,000 for exporters, \$2,047,000 for bulk tank stations, \$482,000 for chain-store warehouses, \$11,000 for wholesaling manufacturers, and \$22,000 for drop shippers, wagon distributors, and distributing warehouses, which are not shown separately, by kind of business, in order to avoid disclosure of individual operations.⁴ Less than \$500.

TABLE 8.—SUMMARY OF WHOLESALE TRADE, BY CHARACTER OF ORGANIZATION

CHARACTER OF ORGANIZATION	Number of establishments	NUMBER OF EMPLOYEES			SALARIES AND WAGES	TOTAL EXPENSES (including salaries and wages)	NET SALES	
		Total	Male	Female			Amount	Per cent of total
The State.....	2,052	8,463	7,634	829	\$12,194,542	\$25,850,121	\$373,074,069	100.00
Individual.....	805	1,284	1,085	199	1,047,900	2,400,542	72,942,768	19.55
Partnership.....	331	1,141	1,043	98	1,262,137	2,795,880	70,092,596	20.40
Corporation.....	860	5,746	5,221	525	9,704,773	19,070,222	199,178,780	53.39
Cooperative associations.....	50	252	246	6	60,045	100,144	8,782,244	2.35
Not indicated.....	6	40	39	1	119,687	1,333,333	16,077,701	4.31

TABLE 9.—WHOLESALE TRADE, BY THE NUMBER OF MARKETING UNITS AND KIND OF BUSINESS

[Net sales and expenses expressed in thousands of dollars]

[An (x) indicates that the amount must be withheld to avoid disclosure of individual operations, but it is included in the totals]

KIND OF BUSINESS (Establishments classified by major lines of merchandise)	TOTAL			SINGLE-UNIT ESTABLISHMENTS			2 UNITS			3 TO 5 UNITS			
	Number of establishments	Net sales	Total expenses, including salaries and wages	Number of establishments	Net sales		Total expenses	Number of establishments	Net sales	Total expenses	Number of establishments	Net sales	Total expenses
					Amount	Per cent of total							
The State.....	2,052	\$373,074	\$25,860	1,297	\$194,475	52.13	\$11,737	75	\$17,405	\$2,075	70	\$42,693	\$3,414
Amusement and sporting goods.....	3	628	116	2	(x)	(x)	(x)						
Automotive.....	17	4,456	809	11	2,194	49.24	512	4	781	175	1	(x)	(x)
Chemicals, drugs, and allied products.....	12	4,429	1,035	9	2,620	65.93	459						
Dry goods and apparel.....	25	10,583	1,411	23	7,746	73.19	1,275						
Electrical.....	6	1,964	418	4	749	38.14	122	1	(x)	(x)	1	(x)	(x)
Farm products (not elsewhere specified).....	940	155,553	4,980	777	88,822	53.65	2,206	20	1,790	128	10	25,792	1,842
Farm supplies (except machinery and equipment).....	11	2,151	214	11	2,151	100.00	214						
Food products (not elsewhere specified).....	275	43,555	2,767	211	24,942	57.27	1,211	8	800	60	8	2,390	363
Forest products (except lumber).....	27	1,042	210	16	664	63.72	141	4	23		2	(x)	(x)
Furniture and house furnishings.....	2	(x)	(x)	2	(x)	(x)	(x)						
General merchandise.....	5	1,081	188	4	503	54.86	121	1	(x)	(x)			
Groceries and food specialties.....	249	92,336	6,851	107	42,180	45.09	2,047	22	11,347	1,164	40	12,680	904
Hardware.....	12	7,978	1,108	7	6,740	84.56	1,037	3	802	141			
Iron and steel scrap and other waste materials.....	10	430	75	10	430	100.00	75						
Jewelry and optical goods.....	2	(x)	(x)										
Leather and leather goods (except gloves and shoes).....	2	(x)	(x)	1	(x)	(x)	(x)	1	(x)	(x)			
Lumber and building materials (other than metal).....	22	1,054	380	18	1,782	91.20	360				1	(x)	(x)
Machinery, equipment, and supplies (except electrical).....	63	10,555	1,574	29	4,860	46.09	901	3	78	17	4	504	82
Metals and minerals (except petroleum and scrap).....	7	473	46	5	203	42.92	17	1	(x)	(x)			
Paper and paper products.....	5	972	154	3	613	63.07	88				1	(x)	(x)
Petroleum and petroleum products.....	328	12,459	2,399	30	1,770	14.25	201				1	(x)	(x)
Plumbing and heating equipment and supplies.....	7	1,902	447	2	(x)	(x)	(x)	1	(x)	(x)	1	(x)	(x)
Tobacco and tobacco products (except leaf).....	11	6,165	260	7	2,024	32.83	125						
All other.....	11	885	82	8	523	59.10	52						

KIND OF BUSINESS (Establishments classified by major lines of merchandise)	6 TO 25 UNITS			26 TO 100 UNITS			OVER 100 UNITS			MORE THAN 1 BUT UNKNOWN		
	Number of establishments	Net sales	Total expenses	Number of establishments	Net sales	Total expenses	Number of establishments	Net sales	Total expenses	Number of establishments	Net sales	Total expenses
The State.....	148	\$64,512	\$3,083	71	\$11,795	\$1,319	290	\$29,250	\$3,522	101	\$12,854	\$700
Amusement and sporting goods.....	1	(x)	(x)				1	(x)	(x)			
Automotive.....	1	(x)	(x)									
Chemicals, drugs, and allied products.....	1	(x)	(x)	1	(x)	(x)						
Dry goods and apparel.....	1	(x)	(x)									
Electrical.....												
Farm products (not elsewhere specified).....	63	40,255	597	8	2,205	20				50	6,680	187
Farm supplies (except machinery and equipment).....												
Food products (not elsewhere specified).....	6	496	107	12	1,320	70	11	12,047	862	19	1,542	74
Forest products (except lumber).....										5	33	7
Furniture and house furnishings.....												
General merchandise.....												
Groceries and food specialties.....	53	20,340	1,932	6	1,148	232	9	835	240	7	3,791	323
Hardware.....										2	(x)	(x)
Iron and steel scrap and other waste materials.....												
Jewelry and optical goods.....							2	(x)	(x)			
Leather and leather goods (except gloves and shoes).....												
Lumber and building materials (other than metal).....										3	21	2
Machinery, equipment, and supplies (except electrical).....	10	1,280	163	12	2,218	153	3	1,623	174	2	(x)	(x)
Metals and minerals (except petroleum and scrap).....	1	(x)	(x)									
Paper and paper products.....	1	(x)	(x)									
Petroleum and petroleum products.....	3	86	20	28	887	181	259	9,240	1,858	7	309	63
Plumbing and heating equipment and supplies.....	1	(x)	(x)				2	(x)	(x)			
Tobacco and tobacco products (except leaf).....	1	(x)	(x)				3	3,550	119			
All other.....	1	(x)	(x)	2	(x)	(x)						

CENSUS OF DISTRIBUTION

TABLE 10.—EMPLOYEES ENGAGED IN WHOLESALE TRADE, BY KIND OF BUSINESS

[An (x) indicates that the amount must be withheld to avoid disclosure of individual operations, but it is included in the totals]

KIND OF BUSINESS (Establishments classified by major lines of merchandise)	Number of establishments	Number of proprietors and firm members	TOTAL PAID EMPLOYEES ¹ (proprietors not included)				SALESMEN ²		EXECUTIVES ²		ALL OTHER EMPLOYEES		TOTAL EMPLOYEES ON SPECIFIED DATES			
			Number of employees			Salaries and wages	Number	Salaries	Number	Salaries	Number	Salaries	Apr. 15	July 15	Oct. 15	Dec. 15
			Total	Male	Female											
The State.....	2,052	1,579	8,493	7,634	829	\$12,164,542	1,156	\$2,862,764	245	\$1,086,387	7,092	\$8,255,391	7,523	7,703	8,335	8,312
Amusement and sporting goods.....	3	3	31	28	3	56,350	14	23,900	2	11,000	15	21,450	31	31	31	31
Automotive.....	17	7	240	207	33	484,331	65	179,530	18	114,620	157	190,181	239	230	230	238
Automobiles and other motor vehicle.....	2	(x)	(x)	(x)	(x)	(x)	(x)	(x)	(x)	(x)	(x)	(x)	(x)	(x)	(x)	(x)
Automotive equipment.....	8	(x)	197	170	27	440,324	60	168,076	17	111,920	120	160,328	197	197	196	196
Automobile parts.....	3	(x)	(x)	(x)	(x)	(x)	(x)	(x)	(x)	(x)	(x)	(x)	(x)	(x)	(x)	(x)
Tires and tubes.....	4	4	21	18	3	26,101	2	4,800	1	2,700	18	18,601	21	21	22	21
Chemicals, drugs, and allied products.....	12	12	243	202	41	370,583	45	91,556	10	51,082	188	227,945	200	200	240	237
Drugs and drug sundries (general lines).....	9	10	223	185	38	343,532	41	83,440	10	51,082	172	200,010	180	180	220	217
Paints, varnishes, lacquers and enamels.....	3	2	20	17	3	27,051	4	8,116			16	18,935	20	20	20	20
Dry goods and apparel ³	25	17	309	243	66	671,103	81	206,114	24	137,400	204	327,589	302	301	309	306
Clothing and furnishings (other than millinery and footwear).....	9	8	138	111	27	288,770	42	96,349	8	50,000	88	142,421	136	135	138	135
Dry goods (general line).....	12	8	144	106	38	318,071	27	84,632	9	57,600	108	175,839	139	139	144	144
Electrical.....	6	11	95	71	24	177,123	18	28,656	6	49,618	71	98,849	80	90	91	92
Electrical goods (including appliances).....	1	(x)	(x)	(x)	(x)	(x)	(x)	(x)	(x)	(x)	(x)	(x)	(x)	(x)	(x)	(x)
Radios and radio equipment.....	3	2	22	19	3	33,479	12	19,514	1	5,520	9	8,445	13	19	18	10
Refrigerators (electric).....	2	(x)	(x)	(x)	(x)	(x)	(x)	(x)	(x)	(x)	(x)	(x)	(x)	(x)	(x)	(x)
Farm products (not elsewhere specified).....	940	1,078	1,349	1,296	53	1,481,049	87	225,144	19	93,688	1,243	1,162,217	828	818	1,544	1,568
Cotton.....	516	587	805	763	42	1,091,179	85	223,549	16	87,288	704	780,342	407	463	927	957
Flowers and nursery stock.....	1	(x)	(x)	(x)	(x)	(x)	(x)	(x)	(x)	(x)	(x)	(x)	(x)	(x)	(x)	(x)
Grain.....	11	(x)	(x)	(x)	(x)	(x)	(x)	(x)	(x)	(x)	(x)	(x)	(x)	(x)	(x)	(x)
Hides, skins and furs.....	29	29	39	38	1	48,396			1	4,000	38	44,396	31	54	33	37
Horses and mules.....	13	15	38	37	1	36,687					38	36,687	37	20	37	38
Livestock (other than horses and mules).....	203	243	82	82		40,706					82	40,706	72	71	90	88
Wool and mohair.....	1	1														
Other farm products.....	160	193	310	307	3	175,696	2	1,595	2	2,400	306	172,001	157	142	367	363
Farm supplies (except machinery and equipment).....	11	10	77	70	7	93,248	23	43,601	2	3,800	52	45,847	75	74	74	76
Food products (not elsewhere specified).....	275	223	1,330	1,206	124	1,293,602	165	342,688	30	113,192	1,120	837,722	1,274	1,447	1,197	1,090
Confectionery and soft drinks.....	22	27	90	75	15	101,024	19	38,506	2	4,800	69	57,718	76	81	83	81
Dairy products.....	10		37	32	5	38,026	1	1,239	3	6,080	33	36,707	35	36	35	33
Poultry and poultry products.....	56	54	87	84	3	90,201			1	4,000	86	86,201	89	80	76	80
Dairy and poultry products.....	33	37	37	32	5	24,071					37	24,071	34	34	35	37
Fish and sea foods.....	3	5	9			8,878	1	4,271			8	2,605	7	8	9	8
Fruits and vegetables (fresh).....	111	71	628	669	59	401,856	49	101,516	15	45,191	664	255,148	615	782	510	414
Meats and meat products.....	40	20	442	405	37	631,549	95	197,156	15	53,121	332	381,272	418	426	449	437
Forest products (except lumber).....	27	19	199	94	105	113,222	1	3,600	1	2,100	197	107,522	96	103	106	100
Furniture and house furnishings.....	2		(x)	(x)	(x)	(x)	(x)	(x)	(x)	(x)	(x)	(x)	(x)	(x)	(x)	(x)
General merchandise.....	5	3	43	38	5	84,116	6	15,242	1	3,777	36	65,097	43	43	43	43
Groceries and food specialties.....	249	84	2,317	2,120	188	3,533,568	313	776,325	64	251,162	1,940	2,506,081	2,280	2,277	2,307	2,315
Groceries (general line).....	191	40	1,953	1,799	154	3,062,022	236	610,417	53	203,229	1,664	2,188,376	1,925	1,927	1,949	1,947
Food and grocery specialties.....	58	35	364	330	34	531,546	77	165,908	11	47,933	276	317,705	355	350	358	368
Hardware.....	12	8	367	322	45	667,341	64	268,283	21	85,785	282	313,273	368	367	368	369
Iron and steel scrap and other waste materials.....	10	10	38	37	1	45,043					38	45,043	54	36	54	52
Jewelry and optical goods.....	2		(x)	(x)	(x)	(x)	(x)	(x)	(x)	(x)	(x)	(x)	(x)	(x)	(x)	(x)
Leather and leather goods (except gloves and shoes).....	2	(x)	(x)	(x)	(x)	(x)	(x)	(x)	(x)	(x)	(x)	(x)	(x)	(x)	(x)	(x)
Lumber and building materials (other than metal).....	22	17	203	182	21	215,050	10	22,624			193	192,426	206	216	213	201
Construction and building materials (other than metal and wood).....	9	9	178	163	15	191,461	10	22,624			168	168,837	185	192	188	177
Lumber and millwork.....	13	8	25	19	6	23,589					25	23,589	21	24	25	24
Machinery, equipment, and supplies (except electrical).....	63	24	513	472	41	907,751	109	267,511	15	66,042	389	574,198	504	496	503	491
Commercial equipment and supplies.....	5		(x)	(x)	(x)	(x)	(x)	(x)	(x)	(x)	(x)	(x)	(x)	(x)	(x)	(x)
Construction equipment and supplies.....	4	1	36	31	5	85,622	9	16,851	4	15,520	23	53,251	35	35	34	35
Farm machinery and equipment.....	4	2	86	71	15	142,821	28	66,508	2	8,250	56	68,063	77	76	77	77
Manufacturing, mining, and drilling machinery, equipment, and supplies.....	42	12	279	269	10	458,709	35	85,060	6	30,332	238	343,317	278	273	278	270
Professional equipment and supplies.....	1		(x)	(x)	(x)	(x)	(x)	(x)	(x)	(x)	(x)	(x)	(x)	(x)	(x)	(x)
Service equipment and supplies.....	7	9	67	62	5	132,765	21	62,668	1	2,340	45	67,757	67	67	67	67
Metals and minerals, except petroleum and scrap.....	7	5	14	13	1	23,496	3	4,406	3	8,880	8	10,210	14	14	14	14
Paper and paper products.....	5		39	36	3	89,488	15	49,338	6	17,418	18	22,732	38	39	40	39
Petroleum and petroleum products.....	328	35	746	733	13	1,394,207	47	107,053	3	9,826	696	1,277,328	576	615	699	739

See footnotes at end of table.

TABLE 10.—EMPLOYEES ENGAGED IN WHOLESALE TRADE, BY KIND OF BUSINESS—Continued

KIND OF BUSINESS (Establishments classified by major lines of merchandise)	Number of establishments	Number of proprietors and firm members	TOTAL PAID EMPLOYEES ¹ (proprietors not included)				SALESMEN ²		EXECUTIVES ³		ALL OTHER EMPLOYEES		TOTAL EMPLOYEES ON SPECIFIED DATES			
			Number of employees			Salaries and wages	Number	Salaries	Number	Salaries	Number	Salaries	Apr. 15	July 15	Oct. 15	Dec. 15
			Total	Male	Female											
Plumbing and heating equipment and supplies.....	7	1	94	79	15	\$182,075	22	\$46,888	6	\$33,407	66	\$102,885	95	95	94	94
Tobacco and tobacco products (except leaf).....	11	4	86	73	13	134,059	47	87,746	2	5,400	37	40,913	86	86	86	86
All other.....	11	7	52	37	15	41,360	-----	-----	2	14,200	50	27,160	55	53	55	54
Books, periodicals, and newspapers.....	4	2	25	23	2	18,875	-----	-----	-----	-----	25	18,875	25	23	25	24
Textiles and textile materials (other than dry goods).....	3	2	22	9	13	17,880	-----	-----	2	14,200	20	3,680	22	22	22	22
Miscellaneous kinds of business.....	4	3	5	5	-----	4,605	-----	-----	-----	-----	5	4,605	8	8	8	8

¹ Establishments in most cases reported average number employees on pay roll during 1929, thus figures may not agree with total on specified dates.

² Employees not classified on automobile schedules or for establishments in towns and cities under 10,000 population, but are included in total.

³ The total for dry goods and apparel includes amounts reported for 1 establishment handling Dry goods specialties, 1 dealing in Millinery and millinery supplies, and 2 dealing in Shoes and other footwear. The separate amounts have been withheld to avoid disclosure of individual operations.

TABLE 11.—CLASSIFICATION OF WHOLESALE MERCHANTS¹ ACCORDING TO NET SALES, BY KIND OF BUSINESS

[An (x) indicates that the amount must be withheld to avoid disclosure of individual operations, but it is included in the total]

[Not sales and expenses expressed in thousands of dollars]

VOLUME ANALYSIS

NET SALES GROUPS	Number of establishments	Net sales	Total expenses	NET SALES GROUPS	Number of establishments	Net sales	Total expenses
The State.....	562	\$174,699	\$17,335	\$200,000 to \$299,999.....	76	\$18,266	\$1,885
Under \$25,000.....	89	961	231	\$300,000 to \$399,999.....	49	17,164	1,743
\$25,000 to \$49,999.....	55	2,050	360	\$400,000 to \$499,999.....	31	13,610	1,476
\$50,000 to \$99,999.....	77	5,625	751	\$500,000 to \$999,999.....	50	33,699	3,191
\$100,000 to \$199,999.....	107	15,499	1,504	\$1,000,000 and over.....	28	67,910	6,189

KIND OF BUSINESS (Establishments classified by major lines of merchandise)	TOTAL			UNDER \$100,000			\$100,000 TO \$499,999			\$500,000 AND OVER		
	Number of establishments	Net sales	Total expenses	Number of establishments	Net sales	Total expenses	Number of establishments	Net sales	Total expenses	Number of establishments	Net sales	Total expenses
The State.....	562	\$174,699	\$17,335	221	\$8,545	\$1,342	263	\$64,575	\$6,613	78	\$101,579	\$9,380
Amusement and sporting goods.....	3	628	116	1	(x)	(x)	2	(x)	(x)	-----	-----	-----
Automotive.....	14	2,420	580	6	183	32	7	1,702	424	1	(x)	(x)
Chemicals, drugs, and allied products.....	9	4,218	989	2	(x)	(x)	3	736	102	4	3,451	374
Dry goods and apparel.....	19	6,820	1,155	7	499	159	9	2,153	201	3	4,168	705
Electrical.....	5	1,773	391	1	(x)	(x)	3	720	98	1	(x)	(x)
Farm products (not elsewhere specified).....	46	45,744	2,317	19	565	78	14	2,809	146	13	42,370	2,093
Farm supplies (except machinery and equipment).....	9	2,090	211	2	(x)	(x)	6	1,411	123	1	(x)	(x)
Food products (not elsewhere specified).....	87	11,908	1,378	52	1,527	133	30	6,735	725	5	3,046	465
Forest products (except lumber).....	2	(x)	(x)	1	(x)	(x)	1	(x)	(x)	-----	-----	-----
Furniture and house furnishings.....	2	(x)	(x)	-----	-----	-----	1	(x)	(x)	1	(x)	(x)
General merchandise.....	5	1,081	188	2	(x)	(x)	3	999	163	-----	-----	-----
Groceries and food specialties.....	205	70,463	5,963	31	1,417	146	138	35,416	2,674	36	33,030	3,143
Hardware.....	12	7,978	1,198	1	(x)	(x)	6	1,526	277	5	6,392	911
Iron and steel scrap and other waste materials.....	10	430	75	9	230	48	1	(x)	(x)	-----	-----	-----
Leather and leather goods (except gloves and shoes).....	2	(x)	(x)	1	(x)	(x)	1	(x)	(x)	-----	-----	-----
Lumber and building materials (other than metal).....	12	1,067	362	9	434	89	2	(x)	(x)	1	(x)	(x)
Machinery, equipment, and supplies (except electrical).....	30	6,924	1,007	20	685	184	15	3,052	575	4	2,287	248
Metals and minerals (except petroleum and scrap).....	6	432	35	2	(x)	(x)	3	400	31	-----	-----	-----
Paper and paper products.....	6	972	154	-----	-----	-----	5	972	154	-----	-----	-----
Petroleum and petroleum products.....	48	2,598	338	44	1,023	245	4	585	93	-----	-----	-----
Plumbing and heating equipment and supplies.....	7	1,992	447	1	(x)	(x)	4	1,274	272	2	(x)	(x)
Tobacco and tobacco products.....	8	2,615	139	2	(x)	(x)	5	1,279	101	1	(x)	(x)
All other.....	8	411	61	8	411	61	-----	-----	-----	1	(x)	(x)

¹ For the purposes of this tabulation, the term "Wholesale merchants" covers supply and machinery distributors and wholesale merchants (including jobbers and semi-jobbers). It is not synonymous with "Wholesalers only."

CENSUS OF DISTRIBUTION

TABLE 12.—NUMBER OF WHOLESALE ESTABLISHMENTS, BY KIND OF BUSINESS, FOR CITIES HAVING 20,000 POPULATION AND OVER

KIND OF BUSINESS (Establishments classified by major lines of merchandise)	CITIES OF 20,000 TO 50,000 POPULATION				KIND OF BUSINESS (Establishments classified by major lines of merchandise)	CITIES OF 20,000 TO 50,000 POPULATION			
	Little Rock	Fort Smith	Hot Springs	Pine Bluff		Little Rock	Fort Smith	Hot Springs	Pine Bluff
Total	165	80	26	71	Iron and steel scrap and other waste materials, Jewelry and optical goods	2	1		
Amusement and sporting goods	3				Leather and leather goods (except gloves and shoes)	1			
Automotive	8	4			Lumber and building materials (other than metal)	4	3		1
Chemicals, drugs, and allied products	4	5		1	Machinery, equipment, and supplies (except electrical)	18	7		2
Dry goods and apparel	15	5		1	Metals and minerals (except petroleum and scrap)	1	3		
Electrical	6				Paper and paper products	3	1		
Farm products (not elsewhere specified)	13	7	1	30	Petroleum and petroleum products	8	10	8	8
Farm supplies (except machinery and equipment)	1	2	3		Plumbing and heating equipment and supplies	5	1		1
Food products (not elsewhere specified)	16	9	3	7	Tobacco and tobacco products (except leaf)	6	1	1	2
Forest products (except lumber)		1			All other	4	1	2	
Furniture and house furnishings	1	1							
General merchandise			1						
Groceries and food specialties	31	16	7	11					
Hardware	4	2		1					

TABLE 13.—COMMODITY SALES BY KIND OF BUSINESS AND TYPE OF ESTABLISHMENT¹
COMMODITY COVERAGE

[An (x) indicates that the amount must be withheld to avoid disclosure of individual operations, but it is indicated in the totals]
[Net sales and volume of commodity coverage expressed in thousands of dollars]

KIND OF BUSINESS	Net sales	Volume of commodity coverage ²	Per cent of commodity coverage	KIND OF BUSINESS	Net sales	Volume of commodity coverage ²	Per cent of commodity coverage
Total	\$373, 074	\$229, 108	61.4	Hardware	\$7, 078	\$6, 507	92.3
Amusement and sporting goods	623	620	98.7	Iron and steel scrap and other waste materials	430	310	74.2
Automotive	4, 456	4, 427	99.3	Jewelry and optical goods	(x)	(x)	(x)
Chemicals, drugs, and allied products	4, 429	4, 104	94.0	Leather and leather goods (except gloves and shoes)	(x)	(x)	(x)
Dry goods and apparel	10, 533	9, 507	89.8	Lumber and building materials (other than metal)	1, 954	1, 722	88.1
Electrical	1, 964	1, 964	100.0	Machinery, equipment, and supplies (except electrical)	10, 553	9, 542	90.4
Farm products (not elsewhere specified)	165, 553	97, 076	58.6	Metals and minerals (except petroleum and scrap)	473	329	69.6
Farm supplies (except machinery and equipment)	2, 151	2, 057	96.0	Paper and paper products	972	972	100.0
Food products (not elsewhere specified)	43, 555	21, 052	48.3	Petroleum and petroleum products	12, 459	7, 216	57.9
Forest products (except lumber)	1, 042	937	90.0	Plumbing and heating equipment and supplies	1, 992	1, 992	100.0
Furniture and house furnishings	(x)	(x)	(x)	Tobacco and tobacco products (except leaf)	6, 165	5, 459	88.6
General merchandise	1, 081	592	54.8	All other	835	648	73.2
Groceries and food specialties	92, 336	50, 516	54.7				

COMMODITY SALES

[Expressed in thousands of dollars]

COMMODITY BY KIND OF BUSINESS AND TYPE OF ESTABLISHMENT	Net sales	COMMODITY BY KIND OF BUSINESS AND TYPE OF ESTABLISHMENT	Net sales	COMMODITY BY KIND OF BUSINESS AND TYPE OF ESTABLISHMENT	Net sales
Total net sales	\$373, 074	Automotive equipment, parts, and accessories (1.7 per cent of reported commodity sales)	\$3, 844	Bakery products (cakes, biscuits, crackers, etc.) (0.7 per cent of reported commodity sales)	\$1, 608
Sales not reported by commodities	145, 966	Automotive trade:		Food products (not elsewhere specified) trade:	
Reported commodity sales (100 per cent)	229, 108	Chain-store warehouses	347	Manufacturers' sales branches	8
Aluminum ingots, bars, sheets, shapes, etc. (less than 0.1 per cent of reported commodity sales)	1	Manufacturers' sales branches	1, 012	Wholesale distributors	2
Machinery, equipment, and supplies (except electrical) trade:	1	Selling agents	9	Wholesale merchants	1
Wholesale merchants	1	Wholesale merchants	2, 200	Grocery and food specialties trade:	
Automobiles, trucks, and tractors, new and used (0.6 per cent of reported commodity sales)	1, 467	Dry-goods and apparel trade:		Chain-store warehouses	47
Automotive trade:		Brokers	4	Manufacturers' sales branches	1, 081
Selling agents	100	Electrical trade:		Wholesale merchants	366
Wholesale merchants	8	Wholesale merchants	4	Barbers' equipment and supplies (less than 0.1 per cent of reported commodity sales)	1
Machinery, equipment, and supplies (except electrical) trade:		General merchandise trade:		General merchandise trade:	
Manufacturers' sales branches	909	Wholesale merchants	35	Wholesale merchants	1
Wholesale merchants	450	Hardware trade:		Books, magazines, and newspapers (0.2 per cent of reported commodity sales)	567
		Wholesale merchants	215	Amusement and sporting-goods trade:	
		Machinery, equipment, and supplies (except electrical) trade:		Wholesale merchants	7
		Wholesale merchants	12		

¹ The first part of this table indicates the extent of commodity coverage, i. e., the amount and percentage of the total net sales that have been broken down by commodities. This information is presented for each of the 24 principal kind-of-business classifications. In the second part of the table the commodities are arranged alphabetically. Under each commodity the sales of that commodity are shown by trades and by types of distributors operating within each trade. For explanation of commodities in each classification see complete text, p. 51.

² The breakdown of sales by commodities was in some cases reported on the basis of gross sales rather than net sales. For this reason, the commodity sales may in some instances exceed the total net sales by the amount of returned goods and allowances.

TABLE 13.—COMMODITY SALES BY KIND OF BUSINESS AND TYPE OF ESTABLISHMENT—Continued

COMMODITY SALES—Continued

[Expressed in thousands of dollars]

COMMODITY BY KIND OF BUSINESS AND TYPE OF ESTABLISHMENT	Net sales	COMMODITY BY KIND OF BUSINESS AND TYPE OF ESTABLISHMENT	Net sales	COMMODITY BY KIND OF BUSINESS AND TYPE OF ESTABLISHMENT	Net sales
Books, magazines, and newspapers—Contd.		Cigars, cigarettes, and tobacco (except leaf)—Continued.		Dairy products and eggs—Continued.	
Machinery, equipment, and supplies (except electrical) trade:		Grocery and food specialties trade:		Grocery and food specialties trade:	
Wholesale merchants.....	\$200	Wholesale merchants.....	\$2,707	Brokers.....	\$630
Tobacco and tobacco products (except leaf) trade:		Tobacco and tobacco products (except leaf) trade:		Chain-store warehouses.....	4
Wholesale merchants.....	1	Manufacturers' sales branches.....	3,550	Manufacturers' sales branches.....	271
All other trades:		Wholesale merchants.....	1,680	Wholesale merchants.....	860
Wholesale merchants.....	269	All other trades:		Drugs and drug sundries (1.8 per cent of reported commodity sales).....	2,928
Wholesale merchants.....	1	Wholesale merchants.....	7	Chemical, drug, and allied products trade:	
Brick, tile, and terra cotta (less than 0.1 per cent of reported commodity sales).....	72	Clothing and furnishings, men's and boys' (1.6 per cent of reported commodity sales).....	2,338	Chain-store warehouses.....	51
Lumber and building materials (other than metal) trade:		Amusement and sporting goods trade:		Wholesale merchants.....	2,837
Wholesale merchants.....	72	Wholesale merchants.....	13	General merchandise trade:	
Building materials not classified elsewhere (0.1 per cent of reported commodity sales).....	270	Dry-goods and apparel trade:		Wholesale merchants.....	20
Hardware trade:		Brokers.....	95	Hardware trade:	
Wholesale merchants.....	75	Chain-store warehouses.....	429	Wholesale merchants.....	20
Lumber and building materials (other than metal) trade:		Drop shippers.....	111	Dry goods not classified elsewhere (0.3 per cent of reported commodity sales).....	617
Manufacturers' agents.....	29	Manufacturers' sales branches.....	18	Dry-goods and apparel trade:	
Warehouses (distributing).....	44	Wholesale merchants.....	1,659	Chain-store warehouses.....	61
Wholesale merchants.....	131	General merchandise trade:		Wholesale merchants.....	556
Wholesale merchants.....	131	Wholesale merchants.....	11	Electrical appliances, equipment, and supplies (0.8 per cent of reported commodity sales).....	722
Building materials (ornamental metal) (less than 0.1 per cent of reported commodity sales).....	52	Machinery, equipment, and supplies (except electrical) trade:		Automotive trade:	
Lumber and building materials (other than metal) trade:		Wholesale merchants.....	2	Chain-store warehouses.....	105
Manufacturers' agents.....	6	Clothing, women's and children's (1.2 per cent of reported commodity sales).....	2,726	Wholesale merchants.....	32
Wholesale merchants.....	40	Dry-goods and apparel trade:		Chemical, drug, and allied products trade:	
Building stone, slate, and concrete products (less than 0.1 per cent of reported commodity sales).....	9	Brokers.....	9	Wholesale merchants.....	3
Lumber and building materials (other than metal) trade:		Chain-store warehouses.....	871	Electrical trade:	
Manufacturers' agents.....	9	Drop shippers.....	43	Wholesale merchants.....	445
Manufacturers' agents.....	9	Manufacturers' sales branches.....	274	Hardware trade:	
Cameras and photographic supplies (less than 0.1 per cent of reported commodity sales).....	24	Wholesale merchants.....	1,475	Wholesale merchants.....	72
Amusement and sporting-goods trade:		General merchandise trade:		Machinery, equipment, and supplies (except electrical) trade:	
Wholesale merchants.....	1	Wholesale merchants.....	51	Manufacturers' sales branches.....	8
Chemical, drug, and allied products trade:		Machinery, equipment, and supplies (except electrical) trade:		Wholesale merchants.....	52
Chain-store warehouses.....	4	Wholesale merchants.....	3	Plumbing and heating equipment and supplies trade:	
Wholesale merchants.....	19	Wholesale merchants.....	3	Wholesale merchants.....	5
Canned goods (food products) (2.8 per cent of reported commodity sales).....	6,004	Coal and coke (0.1 per cent of reported commodity sales).....	173	Farm products not elsewhere specified (0.2 per cent of reported commodity sales).....	468
Food products (not elsewhere specified) trade:		Metals and minerals (except petroleum and scrap) trade:		Farm products (not elsewhere specified) trade:	
Brokers.....	33	Selling agents.....	31	Assemblers.....	211
Commission merchants.....	96	Wholesale merchants.....	142	Wholesale merchants.....	248
Manufacturers' sales branches.....	230	Confectionery and soft drinks (0.8 per cent of reported commodity sales).....	1,931	Farm supplies (except machinery and equipment) trade:	
Wholesale merchants.....	14	Chemical, drug, and allied products trade:		Wholesale merchants.....	9
Grocery and food specialties trade:		Chain-store warehouses.....	8	Feeds (mixed and other) (0.9 per cent of reported commodity sales).....	2,011
Brokers.....	2,130	Wholesale merchants.....	15	Farm products (not elsewhere specified) trade:	
Chain-store warehouses.....	78	Food products (not elsewhere specified) trade:		Assemblers.....	14
Wholesale merchants.....	3,515	Assemblers.....	9	Farm supplies (except machinery and equipment) trade:	
Cement, lime, and plaster (0.1 per cent of reported commodity sales).....	100	Manufacturers' sales branches.....	3	Wholesale merchants.....	800
Hardware trade:		Wagon distributors.....	21	General merchandise trade:	
Wholesale merchants.....	100	Wholesale merchants.....	1,016	Wholesale merchants.....	108
Lumber and building materials (other than metal) trade:		General merchandise trade:		Grocery and food specialties trade:	
Wholesale merchants.....	99	Wholesale merchants.....	12	Wholesale merchants.....	1,083
Chemicals, industrial and heavy (less than 0.1 per cent of reported commodity sales).....	17	Grocery and food specialties trade:		Fertilizer and fertilizer materials (0.1 per cent of reported commodity sales).....	317
Chemical, drug, and allied products trade:		Brokers.....	9	Chemical, drug, and allied products trade:	
Wholesale merchants.....	15	Chain-store warehouses.....	2	Wholesale merchants.....	1
Machinery, equipment, and supplies (except electrical) trade:		Manufacturers' sales branches.....	73	Farm supplies (except machinery and equipment) trade:	
Wholesale merchants.....	2	Wholesale merchants.....	430	Wholesale merchants.....	316
Chemicals, refined, and/or related products (less than 0.1 per cent of reported commodity sales).....	11	Hardware trade:		Fish and sea foods (fresh and processed) (0.1 per cent of reported commodity sales).....	254
Chemical, drug, and allied products trade:		Wholesale merchants.....	50	Food products (not elsewhere specified) trade:	
Wholesale merchants.....	8	Petroleum and petroleum products trade:		Wholesale merchants.....	212
Petroleum and petroleum products trade:		Bulk tank stations.....	2	Grocery and food specialties trade:	
Wholesale merchants.....	3	Tobacco and tobacco products (except leaf) trade:		Wholesale merchants.....	42
China, glassware, and crockery (less than 0.1 per cent of reported commodity sales).....	4	Wholesale merchants.....	275	Food products not elsewhere specified (0.1 per cent of reported commodity sales).....	248
Chemical, drug, and allied products trade:		Copper ingots, bars, sheets, shapes, etc. (less than 0.1 per cent of reported commodity sales).....	24	Food products (not elsewhere specified) trade:	
Wholesale merchants.....	3	Hardware trade:		Wholesale merchants.....	248
Hardware trade:		Wholesale merchants.....	16	Wholesale merchants.....	212
Wholesale merchants.....	1	Machinery, equipment, and supplies (except electrical) trade:		Grocery and food specialties trade:	
Cigars, cigarettes, and tobacco (except leaf) (3.4 per cent of reported commodity sales).....	7,900	Wholesale merchants.....	6	Wholesale merchants.....	42
Chemical, drug, and allied products trade:		Metals and minerals (except petroleum and scrap) trade:		Food products not elsewhere specified (0.1 per cent of reported commodity sales).....	248
Chain-store warehouses.....	10	Wholesale merchants.....	2	Food products (not elsewhere specified) trade:	
Dry-goods and apparel trade:		Cotton, raw, including linters (4.1 per cent of reported commodity sales).....	94,522	Wholesale merchants.....	1
Chain-store warehouses.....	1	Farm products (not elsewhere specified) trade:		Grocery and food specialties trade:	
Food products (not elsewhere specified) trade:		Assemblers.....	25,982	Brokers.....	25
Wholesale merchants.....	1	Brokers.....	14,686	Wholesale merchants.....	222
Wholesale merchants.....	1	Commission merchants.....	4,724	Fruits and vegetables (fresh and dried) (4.8 per cent of reported commodity sales).....	10,956
Wholesale merchants.....	1	Export merchants.....	4,729	Food products (not elsewhere specified) trade:	
Wholesale merchants.....	1	Purchasing agents.....	1,828	Brokers.....	1,293
Wholesale merchants.....	1	Wholesale merchants.....	43,173	Commission merchants.....	449
Wholesale merchants.....	1	Dairy products and eggs (1.7 per cent of reported commodity sales).....	4,014	Wholesale merchants.....	3,071
Wholesale merchants.....	1	Food products (not elsewhere specified) trade:		Grocery and food specialties trade:	
Wholesale merchants.....	1	Assemblers.....	30	Brokers.....	2,495
Wholesale merchants.....	1	Manufacturers' sales branches.....	1,880	Chain-store warehouses.....	3
Wholesale merchants.....	1	Wholesale merchants.....	339	Wholesale merchants.....	3,645

TABLE 13.—COMMODITY SALES BY KIND OF BUSINESS AND TYPE OF ESTABLISHMENT—Continued

COMMODITY SALES—Continued

[Expressed in thousands of dollars]

COMMODITY BY KIND OF BUSINESS AND TYPE OF ESTABLISHMENT	Net sales	COMMODITY BY KIND OF BUSINESS AND TYPE OF ESTABLISHMENT	Net sales	COMMODITY BY KIND OF BUSINESS AND TYPE OF ESTABLISHMENT	Net sales
Furniture, wooden and metal (0.8 per cent of reported commodity sales).....	\$1,740	House furnishings and supplies (0.5 per cent of reported commodity sales).....	\$705	Machinery, equipment, and supplies (industrial) (2.3 per cent of reported commodity sales).....	\$5,320
Chemical, drug, and allied products trade:		Dry-goods and apparel trade:		Automotive trade:	
Wholesale merchants.....	10	Chain-store warehouses.....	2	Manufacturers' sales branches.....	41
Dry-goods and apparel trade:		Wholesale merchants.....	102	Dry-goods and apparel trade:	
Chain-store warehouses.....	18	Furniture and house furnishings trade:		Wholesale merchants.....	5
Furniture and house furnishings trade:		Wholesale merchants.....	82	General merchandise trade:	
Wholesale merchants.....	906	Grocery and food specialties trade:		Wholesale merchants.....	12
Hardware trade:		Brokers.....	80	Hardware trade:	
Wholesale merchants.....	710	Chain-store warehouses.....	3	Wholesale merchants.....	252
Lumber and building materials (other than metal) trade:		Wholesale merchants.....	316	Leather and leather goods (except gloves and shoes) trade:	
Wholesale merchants.....	0	Hardware trade:		Wholesale merchants.....	50
Furs (dressed) and fur clothing (less than 0.1 per cent of reported commodity sales).....	2	Wholesale merchants.....	40	Lumber and building materials (other than metal) trade:	
Dry-goods and apparel trade:		Plumbing and heating equipment and supplies trade:		Wholesale merchants.....	22
Brokers.....	2	Wholesale merchants.....	80	Machinery, equipment, and supplies (except electrical) trade:	
Glass, sheet (0.1 per cent of reported commodity sales).....	160	Iron and steel and products (except as classified) (1.0 per cent of reported commodity sales).....	2,213	Brokers.....	15
Hardware trade:		Electrical trade:		Manufacturers' agents.....	414
Wholesale merchants.....	5	Wholesale merchants.....	95	Manufacturers' sales branches.....	305
Lumber and building materials (other than metal) trade:		General merchandise trade:		Selling agents.....	297
Wholesale merchants.....	164	Wholesale merchants.....	50	Wholesale merchants.....	3,512
Grain (wheat, corn, oats, etc.) (0.4 per cent of reported commodity sales).....	907	Hardware trade:		Paper and paper products trade:	
Farm products (not elsewhere specified) trade:		Wholesale merchants.....	809	Wholesale merchants.....	17
Assemblers.....	76	Iron and steel scrap and other waste materials trade:		Plumbing and heating equipment and supplies trade:	
Brokers.....	296	Wholesale merchants.....	43	Wholesale merchants.....	318
Farm supplies (except machinery and equipment) trade:		Lumber and building materials (other than metal) trade:		Machinery, equipment, and supplies (farm and garden) (0.7 per cent of reported commodity sales).....	1,718
Wholesale merchants.....	535	Manufacturers' agents.....	30	Farm supplies (except machinery and equipment) trade:	
Groceries (except canned goods) (13.0 per cent of reported commodity sales).....	29,716	Wholesale merchants.....	94	Wholesale merchants.....	1
Dry-goods and apparel trade:		Machinery, equipment, and supplies (except electrical) trade:		General merchandise trade:	
Chain-store warehouses.....	1,000	Manufacturers' agents.....	36	Wholesale merchants.....	3
Farm supplies (except machinery and equipment) trade:		Manufacturers' sales branches.....	55	Hardware trade:	
Wholesale merchants.....	235	Selling agents.....	10	Wholesale merchants.....	572
Food products (not elsewhere specified) trade:		Wholesale merchants.....	537	Machinery, equipment, and supplies (except electrical) trade:	
Brokers.....	58	Metals and minerals (except petroleum and scrap) trade:		Manufacturers' agents.....	70
Commission merchants.....	38	Wholesale merchants.....	135	Manufacturers' sales branches.....	956
Manufacturers' sales branches.....	1,878	Plumbing and heating equipment and supplies trade:		Selling agents.....	2
Wholesale merchants.....	255	Wholesale merchants.....	310	Wholesale merchants.....	71
Grocery and food specialties trade:		Jewelry (less than 0.1 per cent of reported commodity sales).....	35	Meats and meat products (fresh and cured) (4.8 per cent of reported commodity sales).....	11,095
Brokers.....	8,419	Chemical, drug, and allied products trade:		Food products (not elsewhere specified) trade:	
Chain-store warehouses.....	1,824	Chain-store warehouses.....	1	Manufacturers' sales branches.....	7,860
Manufacturers' sales branches.....	855	Wholesale merchants.....	17	Wholesale merchants.....	2,064
Wholesale merchants.....	15,144	Hardware trade:		Grocery and food specialties trade:	
Machinery, equipment, and supplies (except electrical) trade:		Wholesale merchants.....	17	Chain-store warehouses.....	600
Brokers.....	10	Junk and scrap (0.1 per cent of reported commodity sales).....	285	Wholesale merchants.....	483
Hardware (1.4 per cent of reported commodity sales).....	3,189	Iron and steel scrap and other waste materials trade:		Nonferrous metals (not classified elsewhere) (less than 0.1 per cent of reported commodity sales).....	95
Amusement and sporting goods trade:		Wholesale merchants.....	253	Hardware trade:	
Wholesale merchants.....	2	Machinery, equipment, and supplies (except electrical) trade:		Wholesale merchants.....	75
Dry-goods and apparel trade:		Wholesale merchants.....	32	Iron and steel scrap and other waste materials trade:	
Chain-store warehouses.....	3	Lead pigs, bars, sheets, and pipe (0.1 per cent of reported commodity sales).....	224	Wholesale merchants.....	23
General merchandise trade:		Hardware trade:		Notions and dry goods, small wares (0.3 per cent of reported commodity sales).....	091
Wholesale merchants.....	10	Wholesale merchants.....	3	Dry-goods and apparel trade:	
Hardware trade:		Machinery, equipment, and supplies (except electrical) trade:		Brokers.....	1
Wholesale merchants.....	2,965	Wholesale merchants.....	212	Chain-store warehouses.....	83
Lumber and building materials (other than metal) trade:		Plumbing and heating equipment and supplies trade:		Wholesale merchants.....	012
Wholesale merchants.....	19	Wholesale merchants.....	9	General merchandise trade:	
Machinery, equipment, and supplies (except electrical) trade:		Leather and cut stock (0.1 per cent of reported commodity sales).....	190	Wholesale merchants.....	25
Manufacturers' sales branches.....	4	Leather and leather goods (except gloves and shoes) trade:		Office and store machines and equipment (less than 0.1 per cent of reported commodity sales).....	103
Wholesale merchants.....	180	Wholesale merchants.....	190	Machinery, equipment, and supplies (except electrical) trade:	
Hay, straw, and alfalfa (less than 0.1 per cent of reported commodity sales).....	54	Logs, piles, poles, etc. (0.4 per cent of reported commodity sales).....	811	Manufacturers' sales branches.....	43
Farm products (not elsewhere specified) trade:		Forest products (except lumber) trade:		Selling agents.....	00
Brokers.....	18	Assemblers.....	615	Oils, animal and vegetable (less than 0.1 per cent of reported commodity sales).....	84
Farm supplies (except machinery and equipment) trade:		Wholesale merchants.....	196	Chemical, drug, and allied products trade:	
Wholesale merchants.....	27	Luggage, saddlery, harness, and gloves (except dress) (less than 0.1 per cent of reported commodity sales).....	17	Manufacturers' sales branches.....	14
Grocery and food specialties trade:		Chemical, drug, and allied products trade:		Wholesale merchants.....	89
Wholesale merchants.....	9	Wholesale merchants.....	1	Farm products (not elsewhere specified) trade:	
Hides, skins, and raw furs (0.5 per cent of reported commodity sales).....	1,250	Dry-goods and apparel trade:		Wholesale merchants.....	0
Farm products (not elsewhere specified) trade:		Brokers.....	4	General merchandise trade:	
Wholesale merchants.....	1,240	Chain-store warehouses.....	12	Wholesale merchants.....	5
Leather and leather goods (except gloves and shoes) trade:		Lumber, rough and dressed (0.3 per cent of reported commodity sales).....	686	Optical goods (less than 0.1 per cent of reported commodity sales).....	77
Wholesale merchants.....	10	Forest products (except lumber) trade:		Jewelry and optical goods trade:	
Horses and mules (0.2 per cent of reported commodity sales).....	350	Wholesale merchants.....	65	Manufacturers' sales branches.....	77
Farm products (not elsewhere specified) trade:		Lumber and building materials (other than metal) trade:		Paints, varnishes, and lacquers (0.2 per cent of reported commodity sales).....	413
Assemblers.....	10	Brokers.....	39	Amusement and sporting goods trade:	
Wholesale merchants.....	840	Wholesale merchants.....	582	Wholesale merchants.....	10

TABLE 13.—COMMODITY SALES BY KIND OF BUSINESS AND TYPE OF ESTABLISHMENT—Continued

COMMODITY SALES—Continued

[Expressed in thousands of dollars]

COMMODITY BY KIND OF BUSINESS AND TYPE OF ESTABLISHMENT	Net sales	COMMODITY BY KIND OF BUSINESS AND TYPE OF ESTABLISHMENT	Net sales	COMMODITY BY KIND OF BUSINESS AND TYPE OF ESTABLISHMENT	Net sales
Paints, varnishes, and lacquers—Continued.		Refrigerators, mechanical (household and commercial) (0.4 per cent of reported commodity sales)	\$953	Surgical, dental, and hospital equipment and supplies (less than 0.1 per cent of reported commodity sales)	\$10
Automotive trade:		Automotive trade:		Chemical, drug, and allied products trade:	
Wholesale merchants	\$10	Chain-store warehouses	6	Wholesale merchants	10
Chemical, drug, and allied products trade:		Electrical trade:		Textile products (not classified elsewhere) (0.2 per cent of reported commodity sales)	618
Manufacturers' sales branches	74	Selling agents	191	Dry-goods and apparel trade:	
Wholesale merchants	249	Wholesale merchants	711	Brokers	4
Hardware trade:		Plumbing and heating equipment and supplies trade:		Wholesale merchants	230
Wholesale merchants	50	Wholesale merchants	15	All other trades:	
Lumber and building materials (other than metal) trade:		Secondhand merchandise (all kinds) (less than 0.1 per cent of reported commodity sales)	81	Manufacturers' sales branches	284
Wholesale merchants	19	Machinery, equipment, and supplies (except electrical) trade:		Tin, block (less than 0.1 per cent of reported commodity sales)	
Machinery, equipment, and supplies (except electrical) trade:		Wholesale merchants	14	Machinery, equipment, and supplies (except electrical) trade:	
Wholesale merchants	1	All other trades:		Wholesale merchants	
Paper (wrapping, book, wall paper, etc.) (0.3 per cent of reported commodity sales)	740	Wholesale merchants	67	Toilet articles (0.1 per cent of reported commodity sales)	158
Chemical, drug, and allied products trade:		Seeds (field and garden) and bulbs (0.1 per cent of reported commodity sales)	138	Chemical, drug, and allied products trade:	
Wholesale merchants	25	Farm products (not elsewhere specified) trade:		Chain-store warehouses	2
Dry-goods and apparel trade:		Assemblers	14	Wholesale merchants	151
Wholesale merchants	18	Brokers	20	Machinery, equipment, and supplies (except electrical) trade:	
General merchandise trade:		Farm supplies (except machinery and equipment) trade:		Wholesale merchants	5
Wholesale merchants	25	Wholesale merchants	95	Toys and games (less than 0.1 per cent of reported commodity sales)	8
Hardware trade:		Sheet metal work (less than 0.1 per cent of reported commodity sales)	18	Chemical, drug, and allied products trade:	
Wholesale merchants	5	Lumber and building materials (other than metal) trade:		Wholesale merchants	7
Lumber and building materials (other than metal) trade:		Wholesale merchants	10	General merchandise trade:	
Wholesale merchants	6	Metals and minerals (except petroleum and scrap) trade:		Wholesale merchants	1
Machinery, equipment, and supplies (except electrical) trade:		Wholesale merchants	2	Wood products (0.1 per cent of reported commodity sales)	206
Wholesale merchants	101	Wholesaling manufacturers	6	Forest products (except lumber) trade:	
Paper and paper products trade:		Shoes and other footwear (including rubber) (0.3 per cent of reported commodity sales)	624	Manufacturers' sales branches	61
Wholesale merchants	500	Automotive trade:		Hardware trade:	
Paper products (0.2 per cent of reported commodity sales)	564	Manufacturers' sales branches	22	Wholesale merchants	15
Chemical, drug, and allied products trade:		Dry-goods and apparel trade:		Lumber and building materials (other than metal) trade:	
Wholesale merchants	2	Brokers	77	Wholesale merchants	217
Dry-goods and apparel trade:		Chain-store warehouses	226	Tobacco and tobacco products (except leaf) trade:	
Wholesale merchants	20	Wholesale merchants	274	Wholesale merchants	3
General merchandise trade:		Leather and leather goods (except gloves and shoes) trade:		Wool, raw (less than 0.1 per cent of reported commodity sales)	6
Wholesale merchants	11	Wholesale merchants	25	Farm products (not elsewhere specified) trade:	
Hardware trade:		Soaps and toilet preparations (0.7 per cent of reported commodity sales)	1,534	Wholesale merchants	6
Wholesale merchants	10	Chemical, drug, and allied products trade:		Yarn (0.1 per cent of reported commodity sales)	197
Machinery, equipment, and supplies (except electrical) trade:		Chain-store warehouses	17	Dry-goods and apparel trade:	
Wholesale merchants	140	Wholesale merchants	471	Chain-store warehouses	25
Paper and paper products trade:		Dry-goods and apparel trade:		Wholesale merchants	172
Wholesale merchants	381	Chain-store warehouses	50	Miscellaneous commodities (1.3 per cent of reported commodity sales)	3,10
Petroleum and petroleum products (3.2 per cent of reported commodity sales)	7,280	Food products (not elsewhere specified) trade:		Amusement and sporting goods trade:	
General merchandise trade:		Manufacturers' sales branches	144	Wholesale merchants	2
Wholesale merchants	11	General merchandise trade:		Automotive trade:	
Lumber and building materials (other than metal) trade:		Wholesale merchants	10	Manufacturers' sales branches	1
Manufacturers' agents	67	Grocery and food specialties trade:		Chemical, drug, and allied products trade:	
Petroleum and petroleum products trade:		Chain-store warehouses	4	Manufacturers' sales branches	34
Bulk tank stations	6,734	Manufacturers' sales branches	8	Wholesale merchants	6
Wholesale merchants	477	Wholesale merchants	665	Dry-goods and apparel trade:	
Piece goods, all kinds (0.4 per cent of reported commodity sales)	903	Machinery, equipment, and supplies (except electrical) trade:		Brokers	41
Dry-goods and apparel trade:		Wholesale merchants	153	Wholesale merchants	74
Brokers	24	Sporting goods (0.3 per cent of reported commodity sales)	776	Farm products (not elsewhere specified) trade:	
Chain-store warehouses	301	Amusement and sporting goods trade:		Wholesale merchants	46
Wholesale merchants	544	Wholesale merchants	585	Farm supplies (except machinery and equipment) trade:	
General merchandise trade:		Chemical, drug, and allied products trade:		Wholesale merchants	33
Wholesale merchants	124	Wholesale merchants	3	Food products (not elsewhere specified) trade:	
Plumbing and heating equipment and supplies (0.7 per cent of reported commodity sales)	1,526	Hardware trade:		Manufacturers' sales branches	55
Hardware trade:		Wholesale merchants	188	Wholesale merchants	1
Wholesale merchants	205	Stationery and stationery supplies (0.1 per cent of reported commodity sales)	168	General merchandise trade:	
Lumber and building materials (other than metal) trade:		Chemical, drug, and allied products trade:		Wholesale merchants	61
Wholesale merchants	2	Chain-store warehouses	1	Grocery and food specialties trade:	
Machinery, equipment, and supplies (except electrical) trade:		Wholesale merchants	30	Brokers	578
Wholesale merchants	83	Dry-goods and apparel trade:		Manufacturers' sales branches	200
Metals and minerals (except petroleum and scrap) trade:		Wholesale merchants	1	Wholesale merchants	1,596
Wholesale merchants	11	Machinery, equipment, and supplies (except electrical) trade:		Machinery, equipment, and supplies (except electrical) trade:	
Plumbing and heating equipment and supplies trade:		Wholesale merchants	100	Manufacturers' agents	2
Wholesale merchants	1,135	Paper and paper products trade:		Manufacturers' sales branches	230
Radio sets, parts, and accessories (0.5 per cent of reported commodity sales)	1,043	Wholesale merchants	5	Wholesale merchants	44
Automotive trade:		All other trades:		Plumbing and heating equipment and supplies trade:	
Chain-store warehouses	381	Wholesale merchants	21	Wholesale merchants	100
Wholesale merchants	147				
Electrical trade:					
Wholesale merchants	488				
Hardware trade:					
Wholesale merchants	7				
Plumbing and heating equipment and supplies trade:					
Wholesale merchants	20				

CALIFORNIA

CONTENTS

	Page
Map.....	192
Table 1.—Summary of wholesale trade by principal classifications.....	193
Table 2.—Wholesalers only, by kinds of business.....	194
Table 3.—Wholesale trade, by kind of business.....	208
Table 4.—Wholesale trade, by type of establishment.....	230
Table 5.—Number of establishments, by type and kind of business.....	233
Table 6.—Net sales, by type of wholesale establishment and kind of business.....	240
Table 7.—Total expenses, by type of wholesale establishment and kind of business.....	243
Table 8.—Summary of wholesale trade, by character of organization.....	246
Table 9.—Wholesale trade, by the number of marketing units and kind of business.....	247
Table 10.—Employees engaged in wholesale trade, by kind of business.....	248
Table 11.—Classification of wholesale merchants according to net sales, by kind of business.....	253
Table 12.—Number of wholesale establishments, by kind of business for cities of 20,000 population and over.....	256
Table 13.—Commodity sales, by kind of business and type of establishment.....	257

WHOLESALE CENTERS IN THE STATE OF CALIFORNIA

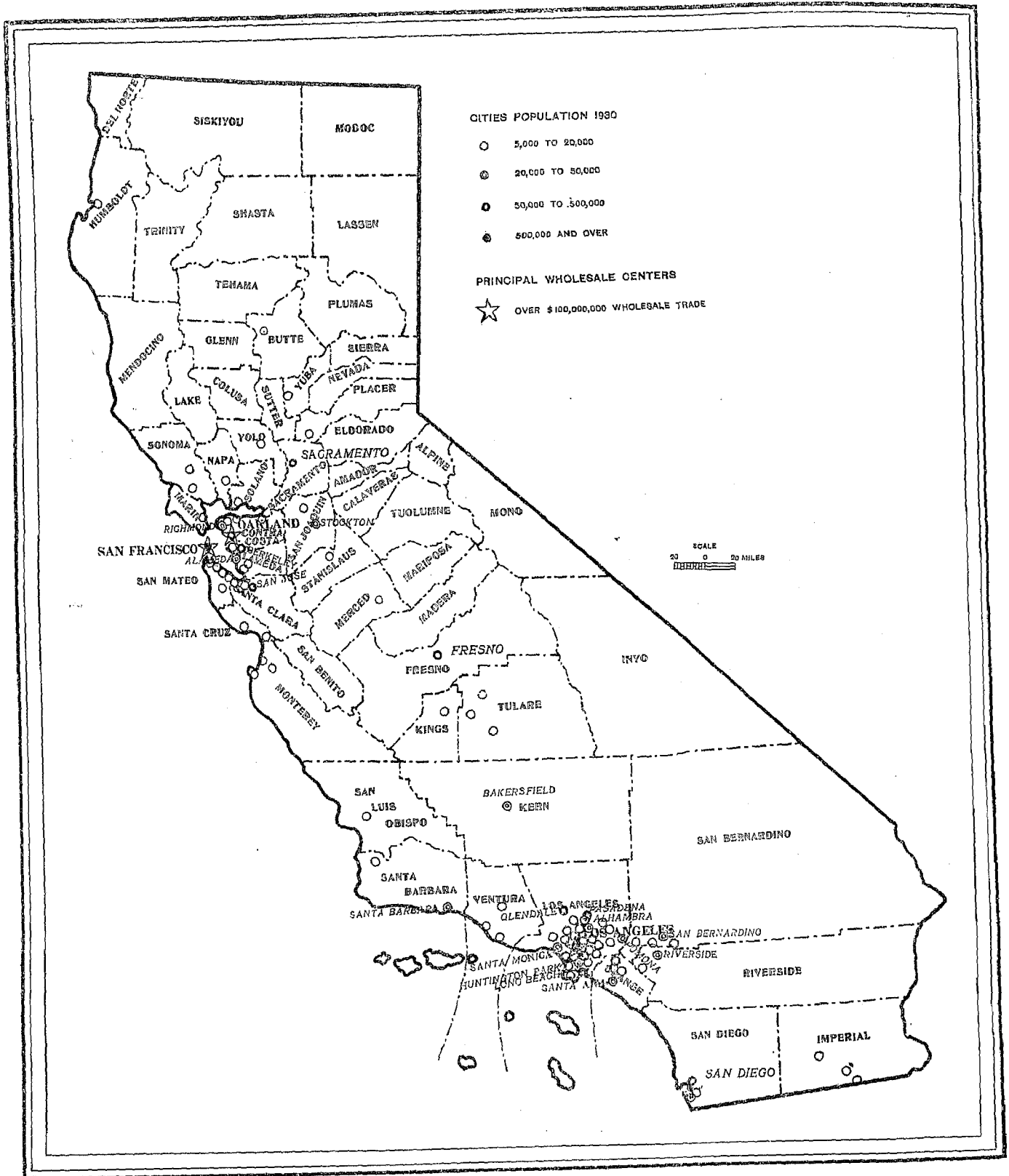


TABLE 1.—SUMMARY OF WHOLESALE TRADE BY PRINCIPAL CLASSIFICATIONS FOR THE STATE

KIND OF BUSINESS (Establishments classified by major lines of merchandise)	Number of establishments	NUMBER OF EMPLOYEES (proprietors not included)			SALARIES AND WAGES	TOTAL EXPENSES (including salaries and wages)	STOCKS ON HAND, END OF YEAR (at cost)	NET SALES		CREDIT SALES	
		Total	Male	Female				Amount	Per cent of total	Amount	Per cent of net sales
The State.....	9,751	123,053	100,737	22,316	\$219,000,186	\$443,149,343	\$435,847,129	\$4,150,323,167	100.00	\$2,363,950,099	58.84
Amusement and sporting goods.....	147	1,742	1,182	560	3,288,062	6,435,154	4,615,990	47,526,703	1.14	24,853,144	52.29
Automotive.....	402	5,006	4,857	749	11,413,209	23,052,469	19,020,530	160,056,577	3.85	51,261,251	32.03
Chemicals, drugs, and allied products.....	400	5,694	4,324	1,370	11,054,849	23,733,069	22,038,205	157,803,477	3.79	121,495,109	76.99
Dry goods and apparel.....	764	5,164	3,614	1,550	10,361,215	20,207,125	25,406,100	195,739,763	4.71	151,303,464	73.16
Electrical.....	392	6,181	5,038	1,143	12,325,617	25,192,443	17,489,526	175,244,980	4.21	139,592,308	70.06
Farm products (not elsewhere specified).....	365	1,782	1,476	306	2,926,670	8,874,517	15,852,500	201,821,291	4.85	52,012,513	25.77
Farm supplies (except machinery and equipment).....	135	369	749	120	1,621,305	3,404,361	3,139,832	46,589,954	1.12	27,233,358	58.45
Food products (not elsewhere specified).....	1,847	34,067	27,688	6,379	46,153,843	90,547,074	107,653,503	776,411,572	18.67	326,007,828	41.99
Forest products (except lumber).....	59	391	346	45	739,780	1,691,731	1,412,303	21,231,306	.51	11,502,649	54.18
Furniture and house furnishings.....	332	3,428	2,795	633	6,443,650	12,383,768	13,062,258	74,573,591	1.70	50,546,285	67.78
General merchandise.....	32	468	336	132	930,835	1,797,680	1,834,891	37,385,468	.90	17,453,156	46.08
Groceries and food specialties.....	898	12,378	9,961	2,417	22,123,921	46,801,732	50,761,079	713,282,060	17.15	307,710,501	43.14
Hardware.....	157	3,509	2,846	663	6,540,637	10,874,453	16,067,193	67,564,691	1.62	59,654,523	88.31
Iron and steel scrap and other waste materials.....	161	1,063	776	287	1,598,842	3,034,317	1,491,849	19,806,836	.48	11,603,057	59.04
Jewelry and optical goods.....	202	1,245	926	319	2,854,866	5,555,422	7,527,481	33,954,450	.82	24,499,852	72.15
Leather and leather goods (except gloves and shoes).....	71	440	378	62	930,020	1,932,872	2,336,102	12,376,338	.30	8,132,950	65.71
Lumber and building materials (other than metal).....	470	6,109	5,440	669	13,063,131	23,591,847	26,369,470	224,128,358	5.39	156,566,322	69.86
Machinery, equipment, and supplies (except electrical).....	1,105	9,684	8,087	1,597	21,590,677	43,079,501	39,060,966	279,520,624	6.72	219,064,840	78.38
Metals and minerals (except petroleum and scrap).....	190	2,106	1,780	317	4,022,831	8,882,279	15,091,302	152,027,214	3.60	123,348,100	84.42
Paper and paper products.....	189	2,828	2,196	632	5,616,940	9,450,123	8,682,521	67,441,237	1.62	56,345,720	83.55
Petroleum and petroleum products.....	712	11,654	10,617	1,037	20,415,382	45,964,202	11,598,746	395,110,993	9.49	219,163,779	55.47
Plumbing and heating equipment and supplies.....	235	2,782	2,345	437	5,729,227	10,846,504	10,416,595	64,638,800	1.55	61,968,040	80.40
Tobacco and tobacco products (except leaf).....	118	1,290	1,094	196	2,292,633	6,732,482	3,921,502	119,066,713	2.88	102,831,891	85.03
All other.....	398	2,573	1,877	696	4,063,144	9,090,228	8,656,445	115,420,522	2.78	44,691,393	38.72

CENSUS OF DISTRIBUTION

TABLE 2.—WHOLESALE ONLY, BY KIND OF BUSINESS

[An (x) in column indicates that the amounts must be withheld to avoid disclosure of individual operations, but they are included in the totals]

KIND OF BUSINESS (Establishments classified by major lines of merchandise)	Number of establishments	NUMBER OF EMPLOYEES (proprietors not included)			SALARIES AND WAGES	TOTAL EXPENSES (including salaries and wages)	STOCKS ON HAND, END OF YEAR (at cost)	NET SALES		CREDIT SALES		SALES TO ULTIMATE CONSUMERS (at retail)	SALES TO INDUSTRIAL CONSUMERS
		Total	Male	Female				Amount	Per cent of total	Amount	Per cent of net sales		
THE STATE (pop. 5,677,251)													
Total.....	5,108	82,045	51,536	10,509	\$115,065,968	\$228,617,390	\$211,092,290	\$1,861,893,034	100.00	\$1,100,895,721	62.87	\$36,315,235	\$234,418,704
Types of wholesalers:													
Service wholesalers, total.....	4,551	67,630	47,641	9,998	105,510,496	208,772,240	195,838,047	1,600,901,210	90.82	1,056,378,072	62.47	30,550,132	177,030,428
Converters.....	4	33	24	9	91,937	224,519	47,282	2,296,037	.12	2,296,037	100.00	-----	600,000
Exporters.....	67	555	370	185	1,206,892	3,093,128	1,690,124	79,306,090	4.20	19,074,584	24.03	-----	535,245
Importers.....	191	1,462	1,149	313	2,801,787	6,199,357	8,585,073	123,610,113	6.64	70,063,874	56.68	492,208	17,555,047
Wholesale merchants.....	4,289	55,530	46,098	9,491	101,416,180	190,315,241	185,618,908	1,485,628,370	79.80	964,943,577	64.95	30,057,927	153,340,130
Limited function wholesalers, total.....	260	2,018	1,845	171	3,616,301	7,733,877	3,083,300	71,156,446	3.82	20,070,621	30.66	4,313,548	546,744
Cash and carry.....	98	380	342	38	670,962	1,324,312	2,415,657	30,292,293	1.63	1,875,427	6.19	27,432	3,000
Drop shippers.....	23	92	85	7	195,925	520,399	33,300	10,513,459	.89	13,715,430	83.06	-----	530,506
Mail order wholesalers.....	2	(x)	(x)	(x)	(x)	(x)	(x)	(x)	-----	(x)	-----	(x)	(x)
Wagon distributors.....	133	1,543	1,441	102	2,672,437	5,743,171	454,012	23,350,086	1.25	9,808,436	42.04	4,286,116	18,178
Warehouses (distributing).....	5	(x)	(x)	(x)	(x)	(x)	(x)	(x)	-----	(x)	-----	(x)	(x)
Supply and machinery distributors.....	284	2,279	1,955	324	5,782,594	11,891,402	11,463,091	91,133,477	4.80	78,416,090	80.05	1,440,027	56,841,532
Cooperative buying associations.....	5	111	95	16	150,577	210,871	700,892	8,091,901	.47	6,014,932	60.20	1,028	-----
Amusement and sporting goods.....	81	827	582	245	1,640,930	2,928,072	2,126,042	12,759,514	.60	6,408,551	50.19	354,609	296,050
Amusement and sporting goods (except cameras and motion picture equipment and supplies).....	40	473	383	90	808,162	1,534,759	1,327,726	6,890,876	.37	4,754,879	69.00	348,322	-----
Amusement equipment and supplies.....	1	(x)	(x)	(x)	(x)	(x)	(x)	(x)	-----	(x)	-----	(x)	(x)
Bicycles and supplies.....	3	27	20	7	56,491	88,036	123,410	594,750	-----	829,550	-----	3,700	-----
Billiards, bowling equipment, and supplies.....	2	(x)	(x)	(x)	(x)	(x)	(x)	(x)	-----	(x)	-----	(x)	(x)
Sporting goods (general line).....	19	201	163	38	352,433	606,519	820,366	3,122,854	-----	2,085,792	-----	323,503	-----
Toys, novelties, and fireworks.....	21	211	170	41	345,886	674,477	766,287	3,022,441	-----	2,115,137	-----	13,011	-----
Cameras, motion-picture equipment, and supplies.....	35	354	199	155	732,768	1,392,213	208,316	5,868,638	.32	1,648,672	23.00	6,187	296,050
Cameras and photographic supplies.....	6	52	36	16	92,432	155,825	160,642	843,645	-----	715,952	-----	6,187	296,050
Moving-picture apparatus.....	7	30	24	6	60,441	101,819	73,530	331,460	-----	279,323	-----	-----	-----
Moving-picture films.....	22	272	139	133	579,995	1,134,569	58,144	4,688,533	-----	653,397	-----	-----	-----
Automotive.....	322	4,495	3,926	569	8,929,935	17,138,507	13,806,084	120,503,520	0.47	24,568,358	20.39	17,623,012	1,697,082
Automobiles and other motor vehicles.....	39	1,561	1,380	181	3,433,542	7,719,464	6,111,462	83,718,820	4.50	-----	-----	16,621,049	-----
Automobiles and other motor vehicles (general line).....	5	188	169	19	430,958	841,981	546,483	8,132,882	-----	(x)	-----	1,625,972	-----
Automobiles (new and used).....	24	1,335	1,181	154	2,932,468	6,678,136	5,430,509	74,655,063	-----	(x)	-----	14,813,554	-----
Automobiles (used).....	7	(x)	(x)	(x)	(x)	(x)	(x)	(x)	-----	(x)	-----	(x)	(x)
Trucks and tractors.....	3	(x)	(x)	(x)	(x)	(x)	(x)	(x)	-----	(x)	-----	(x)	(x)
Automotive equipment.....	142	1,852	1,588	264	3,565,019	6,315,125	5,256,122	25,432,400	1.37	17,907,637	70.65	439,168	1,390,293
Automobile accessories.....	24	194	174	20	410,802	932,460	373,810	2,783,263	-----	1,673,456	-----	49,225	23,250
Automotive equipment (general line).....	101	1,086	927	159	1,971,984	3,112,000	3,258,911	14,463,812	-----	10,006,903	-----	208,416	1,229,094
Automotive equipment (specialty lines).....	17	572	487	85	1,182,233	2,270,575	1,623,901	8,185,334	-----	6,387,279	-----	121,625	137,000
Automobile parts (new and used).....	123	971	857	114	1,646,679	2,728,284	2,228,750	9,863,583	.53	5,792,964	58.73	316,060	224,289
Automobile parts (new).....	116	870	769	101	1,453,798	2,437,463	1,959,059	8,563,059	-----	4,304,085	-----	273,005	194,608
Automobile parts (used).....	7	101	88	13	192,881	290,821	269,691	1,300,524	-----	956,879	-----	42,055	29,621
Tires and tubes.....	18	111	101	10	184,695	370,634	209,750	1,488,708	.07	807,757	54.20	246,837	82,600
Chemicals, drugs, and allied products.....	181	3,406	2,602	804	6,063,767	11,578,016	11,473,531	60,630,803	3.20	53,041,632	87.48	483,609	7,719,528
Chemicals.....	54	367	301	66	781,626	1,410,874	1,025,564	8,435,342	.46	6,373,838	75.56	103,046	5,030,165
Chemicals (industrial).....	20	212	169	43	470,759	771,782	645,237	5,853,670	-----	4,826,860	-----	(x)	4,987,059
Dyestuffs.....	3	(x)	(x)	(x)	(x)	(x)	(x)	(x)	-----	(x)	-----	(x)	(x)
Dyes, dry-cleaning supplies, and allied products.....	1	(x)	(x)	(x)	(x)	(x)	(x)	(x)	-----	(x)	-----	(x)	(x)
Explosives.....	3	6	6	-----	11,752	20,412	20,582	233,466	-----	125,770	-----	94,776	70,036
Insecticides.....	3	14	12	2	42,493	94,764	34,710	277,470	-----	205,376	-----	-----	-----
Other chemicals.....	24	122	104	18	233,985	476,152	282,492	1,600,677	-----	976,169	-----	8,270	469,897
Drugs, and drug sundries (general line).....	19	2,002	1,488	514	3,328,061	6,371,204	7,293,063	38,820,407	2.09	37,049,363	95.44	-----	134,642
Drugs, and drug sundries (specialty).....	42	321	223	98	689,236	1,578,540	937,122	4,089,630	.25	3,033,201	64.68	47,301	101,203
Drugs.....	11	132	101	31	254,367	308,529	140,519	1,437,299	-----	302,989	-----	8,840	100,000
Drug sundries.....	9	23	17	6	57,086	106,776	74,337	498,760	-----	414,556	-----	8,940	-----
Patent medicines.....	10	88	46	42	270,655	878,178	340,044	2,032,797	-----	1,882,864	-----	6,500	-----
Rubber goods (druggists).....	4	(x)	(x)	(x)	(x)	(x)	(x)	(x)	-----	(x)	-----	(x)	(x)
Sanitary supplies, insecticides, etc.....	1	(x)	(x)	(x)	(x)	(x)	(x)	(x)	-----	(x)	-----	(x)	(x)
Whisky.....	1	(x)	(x)	(x)	(x)	(x)	(x)	(x)	-----	(x)	-----	(x)	(x)
Other alcoholic beverages.....	6	49	36	13	79,169	230,763	356,785	508,127	-----	271,161	-----	10,061	-----
Paints, varnishes, lacquers, and enamels.....	45	637	545	92	1,118,572	1,910,549	2,041,343	7,093,652	.41	5,862,025	78.19	288,415	1,861,316
Toilet articles and preparations.....	21	79	45	34	145,072	306,849	176,430	991,772	.05	723,205	72.92	44,847	2,200
Dry goods and apparel.....	982	3,441	2,489	952	6,984,053	13,731,765	16,085,110	104,621,788	5.61	88,365,001	84.54	222,598	6,251,147
Clothing and furnishings (other than millinery and footwear).....	168	1,433	1,054	379	2,957,022	5,991,558	7,838,210	44,465,793	2.39	38,063,981	85.00	46,008	146,253
Clothing (general line).....	3	(x)	(x)	(x)	(x)	(x)	(x)	(x)	-----	(x)	-----	(x)	(x)
Clothing and furnishings.....	7	166	134	31	426,811	912,922	2,336,945	7,187,716	-----	6,985,052	-----	-----	-----
Clothing, men's and boys'.....	14	56	38	18	96,600	215,604	385,091	1,270,765	-----	1,116,064	-----	19,593	11,134
Clothing (secondhand).....	1	(x)	(x)	(x)	(x)	(x)	(x)	(x)	-----	(x)	-----	(x)	(x)
Clothing, women's, and children's.....	51	404	299	165	945,695	1,801,787	934,403	15,963,732	-----	13,772,435	-----	50	10,110
Furnishings (general line).....	8	33	28	5	41,322	92,480	156,433	610,964	-----	316,649	-----	4,393	-----
Furnishings, men's and boys'.....	32	351	278	73	744,954	1,486,184	1,884,463	8,997,087	-----	7,878,535	-----	607	125,000
Furnishings, women's and children's.....	15	137	99	38	240,561	497,813	1,063,732	3,967,881	-----	2,790,800	-----	-----	-----
Furs and fur clothing.....	13	41	27	14	90,466	217,284	324,114	1,006,013	-----	1,418,134	-----	16,500	-----
Hats and caps.....	6	85	70	15	139,845	285,037	242,608	1,438,518	-----	1,438,518	-----	5,765	-----
Hosiery.....	81	761	621	141	178,107	301,494	418,158	2,662,576	-----	1,680,098	-----	-----	-----

TABLE 2.—WHOLESALE ONLY, BY KIND OF BUSINESS—Continued

[An (x) in column indicates that the amounts must be withheld to avoid disclosure of individual operations, but they are included in the totals]

KIND OF BUSINESS (Establishments classified by major lines of merchandise)	Number of establishments	NUMBER OF EMPLOYEES (proprietors not included)		SALARIES AND WAGES	TOTAL EXPENSES (including salaries and wages)	STOCKS ON HAND, END OF YEAR (at cost)	NET SALES		CREDIT SALES		SALES TO ULTIMATE CONSUMERS (at retail)	SALES TO INDUSTRIAL CONSUMERS	
		Total	Male				Female	Amount	Per cent of total	Amount			Per cent of net sales
THE STATE—Continued													
Dry goods and apparel—Continued.													
Dry goods (general line)	42	781	503	278	\$1,337,589	\$2,362,709	\$3,200,784	\$19,058,260	1.00	\$17,830,911	90.70	\$14,594	\$292,452
Dry goods (specialty, other than specified)	6	16	13	3	24,007	58,338	87,072	365,437	.02	25,028	6.85		25,028
Milinery and millinery supplies	17	139	93	41	607,723	607,723	423,563	3,476,075	.19	2,367,501	67.82		550,103
Notions	46	187	120	61	334,178	608,045	845,407	3,772,505	.20	2,768,917	73.40	14,863	393,925
Buttons	1	(x)	(x)	(x)	(x)	(x)	(x)	(x)		(x)			(x)
Gloves	5	28	18	10	84,009	127,530	219,031	1,450,901		1,185,125		50	
Laces and embroideries	3	(x)	(x)	(x)	(x)	(x)	(x)	(x)		(x)			(x)
Notions (general line)	25	114	79	35	162,740	316,730	392,256	1,417,373		969,370		2,000	307,955
Tailors' trimmings and supplies	11	26	22	4	55,508	103,475	180,420	551,651		494,132		12,813	50,070
Piece goods	95	715	557	158	1,015,121	3,305,910	4,214,486	27,524,450	1.47	22,966,631	83.44	20,000	7,843,320
Cotton goods	13	44	33	11	128,741	308,374	115,709	4,736,639		3,368,135			1,488,281
Linens	3	(x)	(x)	(x)	(x)	(x)	(x)	(x)		(x)			(x)
Piece goods (general line)	33	381	312	60	733,563	1,412,600	1,983,251	10,147,072		7,013,506			2,978,819
Rayons	1	(x)	(x)	(x)	(x)	(x)	(x)	(x)		(x)			(x)
Silks and velvets	13	112	79	33	387,851	636,058	1,011,988	7,849,676		7,343,289			1,520,414
Woolens and worsteds	32	173	129	44	355,827	928,508	1,050,448	5,195,572		4,201,611		20,000	1,799,812
Shoes and other footwear	19	170	138	32	433,130	706,442	1,409,979	5,250,257	.28	4,852,032	82.75	120,233	
Electrical	176	2,867	2,326	531	5,916,031	12,701,215	9,905,087	67,827,043	3.04	56,595,955	83.44	547,445	14,576,819
Electrical goods (including appliances)	80	1,676	1,379	297	3,405,159	6,739,252	4,234,230	35,797,694	1.92	31,494,930	87.98	404,050	14,236,036
Electrical merchandise (general line)	56	1,130	941	180	2,848,024	4,488,881	2,638,377	22,004,004		19,404,191		202,620	5,075,124
Electrical appliances	24	546	438	108	1,050,535	2,250,371	1,595,853	13,793,600		12,000,739		202,030	9,161,512
Electrical equipment and supplies	43	323	270	44	593,966	1,189,874	917,359	5,177,993	.28	2,557,404	49.39	2,500	170,356
Batteries	4	32	23	4	88,260	173,704	98,359	603,431		293,309			
Electrical equipment and supplies (general line)	35	282	245	37	510,000	960,353	777,891	4,379,856		2,235,546		2,500	150,265
Motors and generators (electric)	4	9	6	3	15,130	49,727	41,076	134,709		23,639			29,091
Radios and radio equipment	45	730	563	167	1,047,019	4,202,019	3,022,381	24,126,407	1.29	20,172,756	83.61	33,632	100,827
Refrigerators (electric)	8	128	105	23	268,957	489,070	131,120	2,724,859	.15	2,369,905	86.97	106,454	
Farm products (not elsewhere specified)	186	1,189	958	231	1,970,520	6,559,554	9,199,059	102,972,335	5.48	46,197,946	44.80	525,198	26,323,291
Cotton	14	118	100	18	278,316	2,605,256	3,016,004	24,750,500	1.33	1,151,478	4.65	108,724	8,594,122
Cotton linters	11	115	99	16	275,626	2,585,335	2,993,815	23,860,831		451,478		108,724	8,598,516
Flowers and nursery stock	88	730	585	145	894,209	1,793,498	1,100,585	6,511,220	.36	3,211,866	49.33	16,474	
Flowers and nursery stock	73	562	456	46	674,149	1,222,321	574,650	3,837,928		1,847,468		14,724	
Seeds, bulbs, and nursery stock	15	228	129	90	220,060	571,177	526,935	2,673,292		1,864,397		1,750	
Grain	30	128	97	31	407,239	991,821	3,438,030	41,578,186	2.23	19,516,824	46.94	400,000	9,394,878
Grain (general line)	25	120	89	31	394,989	951,425	3,412,704	40,750,958		18,884,767		400,000	9,394,878
Rice	5	8	8		12,250	40,396	25,326	827,228		632,057			
Hides, skins, and furs	34	167	142	25	262,351	621,449	815,164	8,203,984	.44	2,021,095	31.95		5,301,878
Furs (dressed)	6	13	11	2	19,688	48,110	42,009	755,532		496,395			74,005
Furs (raw)	16	62	34	18	81,690	224,448	411,657	1,795,062		1,195,377			241,405
Hides and skins	12	102	97	6	162,103	348,891	351,498	5,662,700		929,323			4,956,478
Livestock (other than horses and mules)	4	5	5		11,909	35,471	57,540	104,430	.01	60,984	57.53		
Wool and mohair	5	11	7	4	32,636	203,820	632,224	3,310,274	.18	1,410,000	42.78		2,723,525
Other farm products	11	30	22	8	53,830	308,209	49,502	18,604,722	.94	18,220,600	98.46		308,883
Farm supplies (except machinery and equipment)	83	641	550	91	1,250,795	2,665,895	2,578,231	32,050,871	1.72	23,134,110	72.16	1,044,776	303,500
Farm supplies (except feed and fertilizer)	17	154	129	25	292,273	588,727	1,108,910	6,111,188	.33	3,276,329	53.61	159,710	3,500
Feed	53	449	387	62	882,935	1,920,150	1,288,853	23,002,688	1.28	18,828,109	78.77	885,060	300,000
Feed (exclusively)	19	128	102	26	175,251	319,150	220,009	4,680,983		2,152,307		17,526	300,000
Hay, grain, and feed	34	321	285	36	707,684	1,601,003	1,068,244	10,222,005		16,675,742			807,740
Fertilizer and fertilizer materials	18	38	34	4	75,587	157,009	180,468	2,045,695	.11	1,029,672	50.33		
Food products (not elsewhere specified)	1,056	12,472	10,990	1,482	20,267,624	39,536,906	8,595,576	301,011,688	16.17	153,258,325	50.91	7,457,562	3,000
Confectionery and soft drinks	151	935	788	147	1,692,719	4,055,159	1,584,303	21,109,441	1.13	9,939,644	47.00	45,930	3,000
Confectionery and soft drinks (general line)	19	120	116	10	254,489	448,679	404,145	4,270,311		1,411,926		4,754	3,000
Confectionery	58	190	150	40	309,545	669,382	584,947	7,107,660		2,632,138		10,451	
Soft drinks	74	619	522	97	1,128,735	2,937,098	595,211	9,781,670		5,845,580		24,725	
Dairy products	84	3,629	3,381	248	6,163,447	11,991,000	607,936	40,768,117	2.67	23,505,718	47.23	5,781,505	
Cheese	3	(x)	(x)	(x)	(x)	(x)	(x)	(x)		(x)			(x)
Dairy products (general line)	48	2,397	2,227	170	4,127,610	8,384,041	438,815	31,802,925		11,707,802		4,940,467	
Ice cream	7	(x)	(x)	(x)	(x)	(x)	(x)	(x)		(x)			(x)
Milk and cream (fluid)	26	1,078	1,017	61	1,836,042	3,264,805	46,381	15,933,813		10,128,296			832,748
Poultry and poultry products	37	773	612	161	1,092,123	1,931,288	1,462,812	28,294,973	1.52	20,970,200	74.11	236,063	
Eggs	40	447	321	126	602,854	950,750	544,814	15,358,045		11,745,483		2,229	
Poultry	23	83	78	5	84,304	178,180	35,698	1,770,524		1,091,441			70,405
Poultry and poultry products (general line)	24	243	213	30	404,905	772,358	881,000	11,166,304		8,133,276		155,326	

CENSUS OF DISTRIBUTION

TABLE 2.—WHOLESALE ONLY, BY KIND OF BUSINESS—Continued

[An (x) in column indicates that the amounts must be withheld to avoid disclosure of individual operations, but they are included in the totals]

KIND OF BUSINESS (Establishments classified by major lines of merchandise)	Number of establishments	NUMBER OF EMPLOYEES (proprietors not included)			SALARIES AND WAGES	TOTAL EXPENSES (including salaries and wages)	STOCKS ON HAND, END OF YEAR (at cost)	NET SALES		CREDIT SALES		SALES TO ULTIMATE CONSUMERS (at retail)	SALES TO INDUS- TRIAL CON- SUMERS
		Total	Male	Fe- male				Amount	Per cent of total	Amount	Per cent of net sales		
THE STATE—Continued													
Food products (n. e. s.)—Continued													
Dairy and poultry products.....	17	215	178	37	\$403,528	\$654,318	\$273,050	\$11,059,531	0.60	\$5,490,473	49.64	\$2,838	
Fish and sea foods.....	82	920	847	73	1,320,195	2,399,989	450,809	11,726,594	0.63	9,447,208	80.66	175,111	
Fruits and vegetables (fresh).....	520	4,613	3,921	692	6,334,500	13,400,173	2,880,411	123,771,694	6.02	52,472,424	40.75	144,550	
Fruits.....	94	1,752	1,312	440	1,703,185	2,668,883	581,081	25,279,679		8,559,866		107,509	
Fruits and vegetables (general line).....	271	2,186	2,020	160	4,002,844	7,891,825	1,800,960	71,711,829		34,712,311		37,041	
Produce.....	10	53	50	3	100,240	164,252	58,721	1,054,723		805,814			
Vegetables.....	145	822	639	83	1,019,045	2,676,213	433,049	30,125,463		8,334,433			
Meats and meat products.....	115	1,387	1,263	124	2,752,112	5,104,419	1,330,894	50,281,038	2.70	31,432,658	62.51	1,070,665	
Meats (cured).....	4	14	11	3	20,511	29,191	4,534	294,420		125,240			
Meats (fresh).....	51	517	482	35	1,134,200	2,117,996	429,803	22,085,534		17,216,607		190,211	
Meats and meat products (general line).....	38	382	357	25	633,439	1,191,302	195,522	10,087,521		4,891,781		448,200	
Meats and provisions.....	22	474	413	61	903,956	1,705,930	707,035	17,833,563		9,109,030		423,248	
Forest products (except lumber).....	35	234	208	26	472,452	1,187,900	1,054,433	10,755,180	.58	9,513,355	88.45	748,335	\$8,313,050
Boxes, shooks, and cooperage.....	22	111	98	13	215,156	520,716	371,014	8,486,834	.46	7,481,136	88.15	743,335	7,080,674
Logs, railroad ties, piles, etc.....	4	66	58	8	152,787	491,050	583,076	1,395,093	.07	1,301,493	99.74	1,176,931	
Other forest products.....	9	57	52	5	104,509	170,134	99,744	873,233	.05	640,726	73.37	5,000	70,006
Furniture and house furnishings.....	167	1,855	1,489	366	3,454,958	6,727,201	9,635,025	35,189,302	1.89	29,042,584	82.58	182,507	836,928
Furniture.....	43	638	503	135	1,146,653	2,307,672	2,850,082	10,200,292	.55	8,717,004	84.06		330
Antique goods.....	1	(x)	(x)	(x)	(x)	(x)	(x)	(x)		(x)			
Furniture (general line).....	13	335	294	91	722,528	1,382,371	1,788,892	5,664,454		4,651,656			
Furniture (household).....	28	238	196	42	834,210	831,339	992,812	4,105,768		3,656,474			336
Other furniture (specialty line).....	1	(x)	(x)	(x)	(x)	(x)	(x)	(x)		(x)			
House furnishings.....	104	1,162	943	219	2,227,644	4,183,953	6,603,430	24,110,303	1.30	19,967,200	82.81	177,304	830,502
Art goods.....	23	134	108	20	205,084	441,258	520,366	1,895,465		1,273,875		84,642	
Brooms and brushes.....	7	(x)	(x)	(x)	(x)	(x)	(x)	(x)		(x)		(x)	(x)
China, glassware, and crockery.....	13	109	83	26	231,951	414,125	520,293	1,630,559		1,160,495			30,778
Curtains and draperies.....	6	77	55	22	175,340	325,890	484,627	2,145,665		1,913,551			241,340
Floor coverings.....	24	119	99	20	220,805	480,860	1,152,601	4,900,775		3,224,568		18,782	454,204
House furnishings (general line).....	19	623	511	112	1,252,916	2,258,200	3,459,642	13,148,630		11,611,847		71,919	36,710
Household supplies.....	8	71	63	8	102,066	165,661	330,680	717,514		345,288			10,000
Pictures and picture frames.....	4	(x)	(x)	(x)	(x)	(x)	(x)	(x)		(x)		(x)	(x)
Musical instruments and sheet music.....	10	55	43	12	80,661	235,576	225,513	708,202	.04	358,210	44.88	5,203	
General merchandise.....	20	409	296	113	778,025	1,468,140	1,642,908	26,455,558	1.42	17,383,073	65.71	16,803	14,249,411
Groceries and food specialties.....	504	7,414	6,025	1,389	12,496,958	26,023,082	35,052,176	348,680,711	18.55	192,673,355	55.28	1,125,419	727,304
Groceries (general line).....	275	4,540	3,974	576	7,658,753	14,642,148	21,910,588	202,961,960	10.00	110,999,089	54.09	891,241	
Food and grocery specialties.....	280	2,865	2,051	814	4,833,205	10,380,834	13,141,588	145,698,742	7.75	81,674,270	56.06	234,178	727,304
Bakery products.....	31	183	163	20	315,373	577,774	108,896	3,060,576		579,877		81,953	
Beans (dried).....	8	37	23	14	131,919	323,435	1,108,206	14,691,359		593,293			
Biscuits and crackers.....	2	(x)	(x)	(x)	(x)	(x)	(x)	(x)		(x)			
Canned fruits and vegetables.....	4	30	25	5	73,213	142,736	229,826	3,608,309		1,662,562			
Canned goods (general line).....	15	153	125	28	308,932	774,271	1,607,949	16,111,720		15,205,085		22,000	
Canned sea food.....	9	17	10	7	49,498	109,318	151,622	3,170,400		2,452,111			
Coffee.....	13	338	270	68	507,119	1,654,093	1,993,896	12,981,328		19,993,896			
Coffee, tea, and spices.....	19	224	168	56	492,733	724,116	631,584	5,180,964		3,900,535		0,500	
Delicatessen products.....	1	(x)	(x)	(x)	(x)	(x)	(x)	(x)		(x)			
Extracts and spices.....	3	(x)	(x)	(x)	(x)	(x)	(x)	(x)		(x)			
Flour.....	14	138	122	66	455,730	905,914	235,831	15,667,680		3,912,544			
Flour and feed.....	21	128	120	8	281,587	674,530	2,129,449	12,140,520		11,073,575		18,670	615,400
Fruits and vegetables (dried).....	22	424	226	198	298,351	638,230	1,126,978	7,878,066		573,724		400	
Soaps and soap powders.....	3	28	25	3	55,000	109,304	59,286	519,393		368,155		1,000	
Sugar.....	2	(x)	(x)	(x)	(x)	(x)	(x)	(x)		(x)			
Other food and grocery specialties.....	122	1,080	740	340	1,838,623	3,694,801	4,017,103	40,513,475		27,036,580		100,655	111,004
Hardware.....	78	3,173	2,801	572	5,905,488	9,824,128	16,302,013	54,470,123	2.93	50,596,979	92.89	428,960	10,606,981
Hardware (general line).....	40	2,912	2,383	529	5,443,102	9,031,510	14,907,004	50,370,513	2.71	47,890,947	95.06	411,973	16,321,705
Hardware (specialty).....	38	261	218	43	462,386	792,618	1,394,409	4,099,610	.22	2,706,032	66.15	10,987	285,216
Builders' hardware.....	10	69	61	8	131,226	235,337	333,840	1,207,009		404,717			207,256
Heavy hardware.....	6	57	47	10	95,748	164,290	299,145	882,822		749,420			25,000
Shelf hardware.....	3	10	8	2	12,219	26,766	53,681	148,340		70,519			
Tools and cutlery.....	6	7	4	3	16,405	26,251	67,872	167,806		9,875			
Other hardware.....	13	118	98	20	206,706	340,004	649,871	1,634,633		1,381,501		16,987	62,960
Iron and steel scrap and other waste materials.....	158	1,069	776	288	1,597,822	3,027,628	1,491,849	19,635,052	1.05	11,693,057	59.55	150,864	10,375,819
Iron and steel scrap.....	17	118	95	23	205,571	366,149	214,048	2,694,823	.14	1,635,224	60.68		1,194,265
Junk and scrap.....	130	780	500	214	1,123,467	2,026,262	1,114,850	13,250,632	.71	8,348,832	63.01	150,864	5,741,527
Waste rubber, rags, and paper.....	11	164	115	49	168,784	635,453	162,951	3,689,597	.20	1,709,001	46.32		3,440,027
Jewelry and optical goods.....	111	757	558	199	1,733,330	3,482,672	5,805,339	17,667,432	.95	13,915,795	78.77	297,767	388,399
Jewelry.....	91	681	422	159	1,427,306	2,896,153	5,324,406	15,992,616	.86	12,567,995	78.59	275,267	384,008
Clocks and watches.....	4	19	17	2	40,600	59,260	19,119	311,792		171,028			
Diamonds and other precious stones.....	18	43	27	16	160,708	363,355	1,305,141	3,017,551		2,089,041		189,204	293,880
Jewelry (general line).....	63	471	344	127	1,093,332	2,268,258	3,999,908	11,563,171		9,435,810		80,063	90,122
Silverware.....	1	(x)	(x)	(x)	(x)	(x)	(x)	(x)		(x)			
Other jewelry.....	5	(x)	(x)	(x)	(x)	(x)	(x)	(x)		(x)			
Optical goods.....	20	176	136	40	305,964	566,519	430,933	1,674,866	.09	1,347,900	80.48	22,500	4,201

WHOLESALE DISTRIBUTION—CALIFORNIA: 1929

TABLE 2.—WHOLESALE ONLY, BY KIND OF BUSINESS—Continued

[An (x) in column indicates that the amounts must be withheld to avoid disclosure of individual operations, but they are included in the totals]

KIND OF BUSINESS (Establishments classified by major lines of merchandise)	Number of establishments	NUMBER OF EMPLOYEES (proprietors not included)			SALARIES AND WAGES	TOTAL EXPENSES (including salaries and wages)	STOCKS ON HAND, END OF YEAR (at cost)	NET SALES		CREDIT SALES		SALES TO ULTIMATE CONSUMERS (at retail)	SALES TO INDUSTRIAL CONSUMERS
		Total	Male	Female				Amount	Per cent of total	Amount	Per cent of net sales		
THE STATE—Continued													
Leather and leather goods (except gloves and shoes).....	44	377	329	48	\$796,489	\$1,637,688	\$2,146,196	\$9,156,292	0.44	\$5,235,696	64.19	\$32,892	\$2,822,013
Leather and leather goods (general line)....	1	(x)	(x)	(x)	(x)	(x)	(x)	(x)	-----	(x)	-----	(x)	(x)
Leather and leather belting.....	15	(x)	(x)	(x)	(x)	(x)	(x)	(x)	-----	(x)	-----	(x)	(x)
Belting (leather).....	2	(x)	(x)	(x)	(x)	(x)	(x)	(x)	-----	(x)	-----	(x)	(x)
Leather.....	13	154	141	13	333,769	624,109	655,775	3,176,234	-----	2,049,151	-----	19,100	1,084,292
Luggage and leather goods.....	9	51	43	8	124,726	239,462	370,152	1,222,931	.07	1,173,354	95.05	3,762	-----
Leather goods (not elsewhere classified).....	4	7	6	1	10,947	27,979	51,098	209,025	-----	193,625	-----	3,762	-----
Luggage.....	5	44	37	7	113,779	211,483	319,054	1,013,006	-----	979,729	-----	-----	-----
Saddlery and harness.....	1	(x)	(x)	(x)	(x)	(x)	(x)	(x)	-----	(x)	-----	(x)	(x)
Shoe findings.....	18	82	74	8	150,439	334,931	548,809	2,066,671	.11	1,209,014	58.50	359	800
Lumber and building materials (other than metal).....	283	4,402	4,073	329	8,716,889	15,113,741	14,050,886	111,644,817	6.00	71,225,639	63.80	1,589,694	9,070,990
Construction and building materials (other than metal and wood).....	186	1,931	1,760	171	3,808,555	7,656,330	3,924,629	35,427,480	1.00	20,227,074	82.50	499,915	3,088,673
Asbestos products.....	2	(x)	(x)	(x)	(x)	(x)	(x)	(x)	-----	(x)	-----	(x)	(x)
Brick and tile.....	21	80	69	11	212,611	415,832	339,772	1,471,039	-----	847,199	-----	10,000	372,000
Building stone.....	7	(x)	(x)	(x)	(x)	(x)	(x)	(x)	-----	(x)	-----	(x)	(x)
Cement.....	3	29	26	3	38,185	127,060	16,613	547,406	-----	517,847	-----	-----	-----
Glass.....	23	380	336	44	838,668	1,437,717	1,092,102	4,482,497	-----	3,697,878	-----	50,877	288,614
Granite and marble.....	4	7	6	1	19,300	43,442	2,200	150,729	-----	113,489	-----	-----	-----
Lime, plaster, etc.....	1	(x)	(x)	(x)	(x)	(x)	(x)	(x)	-----	(x)	-----	(x)	(x)
Roofing materials (non-metallic).....	1	(x)	(x)	(x)	(x)	(x)	(x)	(x)	-----	(x)	-----	(x)	(x)
Sand, gravel, and crushed stone.....	32	(x)	(x)	(x)	(x)	(x)	(x)	(x)	-----	(x)	-----	(x)	(x)
Other building materials.....	92	1,217	1,118	99	2,333,776	4,916,741	2,072,612	24,771,898	-----	20,863,324	-----	429,073	2,227,564
Lumber and millwork.....	97	2,471	2,313	158	4,007,834	7,457,402	10,125,757	76,217,337	4.10	41,998,450	55.10	1,089,770	6,582,323
Lumber.....	72	1,009	1,798	111	3,753,635	5,676,159	8,800,586	65,342,784	-----	34,999,622	-----	939,092	5,027,724
Lumber and millwork.....	14	461	426	35	916,344	1,362,224	869,557	7,992,577	-----	4,531,800	-----	110,000	738,907
Millwork.....	11	101	89	12	238,955	429,019	465,614	2,881,976	-----	2,469,071	-----	43,687	815,692
Machinery, equipment, and supplies (except electrical).....	487	4,194	3,481	713	9,486,932	19,192,704	17,666,236	120,370,741	6.47	100,653,858	83.62	1,801,114	58,689,041
Commercial equipment and supplies.....	56	588	477	111	1,031,139	2,045,685	1,885,682	7,832,718	.42	6,457,700	82.45	11,739	78,262
Automatic vending machinery.....	3	(x)	(x)	(x)	(x)	(x)	(x)	(x)	-----	(x)	-----	(x)	(x)
Butchers' equipment and supplies.....	9	(x)	(x)	(x)	(x)	(x)	(x)	(x)	-----	(x)	-----	(x)	(x)
Filling station equipment and supplies.....	7	29	24	5	45,793	73,495	37,221	224,625	-----	61,075	-----	-----	3,000
Florists' supplies.....	1	(x)	(x)	(x)	(x)	(x)	(x)	(x)	-----	(x)	-----	(x)	(x)
Hotel and restaurant equipment and supplies.....	17	386	314	72	707,683	1,426,391	1,404,714	5,815,877	-----	5,259,369	-----	-----	53,726
Office equipment and supplies (other than furniture).....	13	52	41	11	59,122	104,898	45,695	343,965	-----	163,170	-----	-----	6,874
Store equipment and supplies (general line).....	5	16	15	1	34,209	53,849	7,624	211,993	-----	116,593	-----	6,000	-----
Other commercial machinery, equipment, and supplies.....	1	(x)	(x)	(x)	(x)	(x)	(x)	(x)	-----	(x)	-----	(x)	(x)
Construction equipment and supplies.....	19	199	176	14	464,867	947,973	924,762	4,684,878	.25	4,104,397	87.61	376,550	824,153
Builders' supplies.....	4	31	31	-----	59,769	111,664	75,748	527,667	-----	510,150	-----	-----	325,150
Construction machinery and equipment.....	12	147	134	13	392,984	794,047	819,077	4,008,402	-----	3,496,209	-----	376,550	499,003
Construction machinery, equipment, and supplies (general line).....	2	(x)	(x)	(x)	(x)	(x)	(x)	(x)	-----	(x)	-----	-----	-----
Road machinery and equipment.....	1	(x)	(x)	(x)	(x)	(x)	(x)	(x)	-----	(x)	-----	-----	-----
Farm machinery and equipment.....	18	247	209	38	460,795	982,510	1,111,212	4,846,295	.26	4,354,515	89.85	76,054	650,915
Dairy equipment.....	7	149	113	27	270,249	609,485	546,839	3,189,694	-----	2,866,498	-----	31,339	608,487
Farm machinery and equipment.....	11	107	96	11	181,465	382,025	564,373	1,656,601	-----	1,488,017	-----	44,715	42,428
Manufacturing, mining, and drilling machinery, equipment, and supplies.....	251	1,940	1,658	282	4,982,547	10,335,021	9,275,134	82,232,477	4.42	72,992,372	88.65	1,073,077	53,233,430
Bakers' equipment and supplies.....	6	52	39	13	112,130	183,038	149,355	602,164	-----	327,652	-----	-----	321,644
Bottles and bottling equipment.....	5	40	34	6	58,353	85,864	43,925	578,627	-----	363,435	-----	80,791	44,187
Chemical equipment and supplies.....	1	(x)	(x)	(x)	(x)	(x)	(x)	(x)	-----	(x)	-----	(x)	(x)
Conveyor and hoisting machinery.....	1	(x)	(x)	(x)	(x)	(x)	(x)	(x)	-----	(x)	-----	(x)	(x)
Foundry equipment and supplies.....	2	(x)	(x)	(x)	(x)	(x)	(x)	(x)	-----	(x)	-----	(x)	(x)
Jewelers' equipment and supplies.....	7	(x)	(x)	(x)	(x)	(x)	(x)	(x)	-----	(x)	-----	(x)	(x)
Machine tools.....	6	32	27	5	75,536	150,876	129,012	808,477	-----	710,239	-----	-----	536,876
Mechanical rubber goods.....	6	27	22	5	65,457	147,362	63,458	726,104	-----	399,295	-----	-----	565,295
Mill and mine supplies (general line).....	11	138	117	21	323,686	533,295	585,425	2,157,999	-----	1,658,319	-----	155,000	1,866,180
Oil-well machinery, equipment, and supplies.....	82	587	537	50	2,003,245	4,771,899	4,489,919	57,379,053	-----	54,273,055	-----	574,824	39,909,447
Power engines.....	2	(x)	(x)	(x)	(x)	(x)	(x)	(x)	-----	(x)	-----	(x)	(x)
Power-house equipment.....	2	(x)	(x)	(x)	(x)	(x)	(x)	(x)	-----	(x)	-----	(x)	(x)
Printers' and lithographers' supplies.....	6	16	14	2	32,822	63,341	37,921	248,984	-----	189,306	-----	-----	202,414
Pumps, pump parts, and supplies.....	6	63	59	4	91,007	164,147	228,412	588,022	-----	500,127	-----	12,000	226,605
Textile machinery and equipment.....	3	(x)	(x)	(x)	(x)	(x)	(x)	(x)	-----	(x)	-----	(x)	(x)
Welding equipment.....	4	14	10	4	22,614	38,681	11,267	98,159	-----	77,949	-----	1,150	53,799
Other industrial machinery, equipment, and supplies.....	102	828	677	151	1,907,301	3,637,652	3,010,906	16,807,272	-----	12,825,685	-----	237,312	8,341,074

CENSUS OF DISTRIBUTION

TABLE 2.—WHOLESALE ONLY, BY KIND OF BUSINESS—Continued

[An (x) in column indicates that the amounts must be withheld to avoid disclosure of individual operations, but they are included in the totals]

KIND OF BUSINESS (Establishments classified by major lines of merchandise)	Number of establishments	NUMBER OF EMPLOYEES (proprietors not included)			SALARIES AND WAGES	TOTAL EXPENSES (including salaries and wages)	STOCKS ON HAND, END OF YEAR (at cost)	NET SALES		CREDIT SALES		SALES TO ULTIMATE CONSUMERS (at retail)	SALES TO INDUSTRIAL CONSUMERS
		Total	Male	Female				Amount	Per cent of total	Amount	Per cent of net sales		
THE STATE—Continued													
Machinery, equipment, and supplies (except electrical)—Continued.													
Professional equipment and supplies.....	61	615	471	144	\$1,122,001	\$2,110,838	\$1,873,761	\$8,091,660	0.44	\$4,896,237	60.51	\$198,419	\$82,191
Art supplies.....	3	56	36	20	93,255	195,970	66,827	330,665		231,867		128,622	
Church equipment and supplies.....	1	(x)	(x)	(x)	(x)	(x)	(x)	(x)		(x)		(x)	
Dental supplies and equipment.....	29	198	153	45	373,087	585,926	583,613	3,115,491		1,780,479		5,600	
School equipment and supplies.....	4	(x)	(x)	(x)	(x)	(x)	(x)	(x)		(x)		(x)	
Scientific and laboratory equipment and supplies.....	6	125	99	26	223,459	492,990	492,745	1,680,535		1,383,852			81,101
Surgical, medical, and hospital equipment, and supplies.....	18	205	156	49	383,098	757,292	687,550	2,633,918		1,205,060		48,007	1,000
Service equipment and supplies.....	67	464	369	95	1,030,293	2,092,185	1,325,524	8,395,450	.46	6,487,540	77.27	65,275	933,611
Barber and beauty parlor equipment and supplies.....	27	268	205	63	560,008	1,099,333	498,353	3,357,355		2,384,102		61,058	
Fire-protection equipment.....	4	10	8	2	16,863	25,154	19,040	118,774		36,800			1,000
Janitors' equipment and supplies.....	7	(x)	(x)	(x)	(x)	(x)	(x)	(x)		(x)		(x)	(x)
Laundry equipment and supplies.....	6	47	36	11	137,968	309,297	278,442	1,493,385		1,367,243			353,645
Plumbers' equipment and supplies.....	1	(x)	(x)	(x)	(x)	(x)	(x)	(x)		(x)		(x)	(x)
Service equipment and supplies (general line).....	6	25	23	2	54,609	138,307	49,415	427,485		223,892			
Shoe repairers' equipment and supplies.....	2	(x)	(x)	(x)	(x)	(x)	(x)	(x)		(x)		(x)	(x)
Undertakers' supplies.....	6	10	10		19,076	68,335	170,069	828,132		603,133			14,566
Upholsterers' supplies.....	7	(x)	(x)	(x)	(x)	(x)	(x)	(x)		(x)		(x)	(x)
Warehouse equipment and supplies.....	1	(x)	(x)	(x)	(x)	(x)	(x)	(x)		(x)		(x)	(x)
Transportation equipment and supplies.....	15	150	121	29	336,380	618,552	1,270,161	4,287,353	.23	1,451,178	33.85		2,780,579
Metals and minerals (except petroleum and scrap).....	81	1,066	945	123	2,102,702	3,775,985	6,077,490	23,115,073	1.24	18,772,876	81.21	171,114	15,492,410
Coal and coke.....	6	45	41	4	77,376	180,620	122,046	1,066,398	.06	1,018,958	95.51	32,670	458,541
Iron and steel (except scrap).....	57	903	803	100	1,787,319	3,082,378	4,131,250	17,014,854	.96	13,913,749	77.07	123,438	11,711,149
Iron and steel (except scrap).....	11	106	89	17	223,581	346,208	464,505	2,266,420		1,823,821		1,663,937	
Iron and steel products (not elsewhere classified).....	40	797	714	83	1,560,738	2,736,170	3,606,751	15,048,434		12,080,928		123,438	10,048,112
Metals and metal work (other than iron and steel).....	18	120	101	19	238,007	512,997	824,188	4,133,821	.22	3,840,168	92.90	15,000	3,325,720
Paper and paper products.....	106	2,009	1,610	399	3,906,455	6,671,929	7,261,418	51,081,546	2.74	44,809,307	87.72	205,666	14,611,860
Paper and paper products (general line).....	58	1,472	1,204	268	2,927,709	4,647,679	5,317,400	34,749,107	1.85	32,581,606	93.70	105,317	14,007,726
Paper and paper products (specialty, other than specified).....	13	108	143	25	372,434	783,737	728,191	11,326,633	.00	11,114,539	98.13	37,500	508,121
Stationery and stationery supplies.....	26	282	197	85	432,793	784,939	750,238	3,774,244	.20	3,744,746	9.93	53,848	8,000
Wall paper.....	9	87	66	21	173,619	455,874	465,529	1,231,692	.07	738,410	69.95	9,600	
Petroleum and petroleum products.....	99	832	747	85	1,050,882	6,506,709	677,890	58,862,246	2.99	17,192,403	44.25	60,872	2,142,788
Crude oil.....	2	(x)	(x)	(x)	(x)	(x)	(x)	(x)		(x)		(x)	(x)
Fuel oil.....	3	16	13	3	68,940	82,550	1,007	4,011,763		3,907,843			31,700
Gasoline and oil.....	13	50	46	4	107,206	217,410	38,143	2,001,858		1,188,157		24,163	184,534
Gasoline and naphthas.....	4	63	50	3	60,043	130,890	34,698	1,953,043		321,076			
Lubricating oils and greases.....	25	238	200	29	496,887	1,052,865	397,288	3,150,094		2,727,488		2,008	267,600
Petroleum and petroleum products (general line).....	48	421	381	40	790,191	4,762,805	347,237	25,080,813		7,206,122		34,611	490,075
Other petroleum products.....	4	(x)	(x)	(x)	(x)	(x)	(x)	(x)		(x)		(x)	(x)
Plumbing and heating equipment and supplies.....	130	2,191	1,869	322	4,376,761	8,369,759	8,114,287	42,914,091	2.30	35,299,394	82.26	389,831	11,127,368
Plumbing equipment and supplies.....	117	2,111	1,797	314	4,212,004	8,046,443	7,942,133	41,677,141	2.23	34,551,590	83.10	210,630	10,999,369
Pipe, valves, and fittings.....	18	277	239	38	540,863	955,632	863,043	5,720,067		3,969,079		153,143	3,622,623
Plumbing and heating equipment and supplies (general line).....	93	1,771	1,504	267	3,520,306	6,801,277	6,988,967	34,641,789		20,606,808		57,487	7,420,460
Other plumbing and heating equipment and supplies.....	6	63	54	9	151,746	289,534	90,123	1,214,685		895,712			56,200
Heating equipment and supplies.....	13	80	72	8	163,857	323,316	172,154	1,326,060	.07	747,705	55.93	179,201	128,059
Heating equipment (general line).....	7	59	54	5	119,686	197,182	40,894	629,838		450,689		100,000	107,860
Oil burners.....	3	9	9		15,711	46,840	20,295	145,200		20,200		19,001	20,200
Stoves and ranges.....	3	12	9	3	28,460	79,294	101,965	501,906		290,906		60,200	
Tobacco and tobacco products (except leaf).....	103	987	818	169	1,688,984	4,265,362	3,612,799	79,473,230	4.27	63,457,380	79.85	125,758	2,400
Cigars.....	10	182	160	22	307,642	836,664	216,179	7,108,321		6,616,650		3,477	
Cigars, cigarettes, and tobacco.....	93	805	658	147	1,376,342	3,428,698	3,396,617	72,304,009		56,840,724		122,281	2,400
All other.....	193	1,763	1,288	466	3,081,508	5,598,662	6,283,137	71,176,000	3.82	33,857,079	47.57	728,831	8,200,068
Books, periodicals, and newspapers.....	35	505	330	166	726,949	1,335,287	1,004,627	6,556,457	.35	3,743,386	57.09	136,905	
Oils and greases (animal and vegetable).....	3	15	12	3	34,716	101,311	101,311	1,877,736	.10	1,872,730	99.73		315,429
Rubber goods (general line).....	3	165	146	19	414,390	820,815	865,683	7,265,906	.99	5,087,244	78.27		5,000,000
Textiles and textile materials (other than dry goods).....	39	229	163	76	457,201	873,974	1,287,148	7,855,907	.42	4,607,722	58.65	241,107	1,388,830
Bags and bagging.....	12	76	44	31	70,219	168,356	288,618	2,261,923		425,774		96,638	211,711
Cordage and twine.....	4	17	11	6	65,481	110,175	261,161	1,671,532		1,221,468			
Textiles and textile materials (general line).....	15	83	58	25	216,087	362,422	495,694	2,386,346		2,012,466		135,369	183,818
Other textiles (exclusive of dry goods).....	8	54	40	14	105,414	223,961	241,785	1,536,106		948,074		9,200	993,801

WHOLESALE DISTRIBUTION—CALIFORNIA: 1929

199

TABLE 2.—WHOLESALE ONLY, BY KIND OF BUSINESS—Continued

[An (x) in column indicates that the amounts must be withheld to avoid disclosure of individual operations, but they are included in the totals]

KIND OF BUSINESS (Establishments classified by major lines of merchandise)	Number of establishments	NUMBER OF EMPLOYEES (proprietors not included)			SALARIES AND WAGES	TOTAL EXPENSES (including salaries and wages)	STOCKS ON HAND, END OF YEAR (at cost)	NET SALES		CREDIT SALES		SALES TO ULTIMATE CONSUMERS (at retail)	SALES TO INDUSTRIAL CONSUMERS
		Total	Male	Female				Amount	Per cent of total	Amount	Per cent of net sales		
THE STATE—Continued													
All other—Continued.													
Miscellaneous kinds of business.....	103	839	638	201	\$1,448,252	\$2,407,575	\$3,052,005	\$47,618,904	2.53	\$17,045,991	37.80	\$350,720	\$1,585,809
Advertising goods.....	11	30	30	6	68,047	131,218	5,896	464,042		63,742		100	
Artificial flowers, plants, etc.....	4	11	5	6	4,770	14,422	28,440	66,153		6,782			21,000
Baskets.....	1	(x)	(x)	(x)	(x)	(x)	(x)	(x)		(x)			(x)
Boats.....	1	(x)	(x)	(x)	(x)	(x)	(x)	(x)		(x)			(x)
Ice.....	5	82	80	2	143,520	231,323	276	651,830		280,407		231,053	
Novelties.....	27	150	108	42	230,549	437,234	518,958	2,008,488		1,088,844		4,000	45,000
Rubber (crude).....	3	(x)	(x)	(x)	(x)	(x)	(x)	(x)		(x)			(x)
Smokers' supplies.....	4	7	6	1	10,181	25,201	43,107	261,369		147,927			
Miscellaneous kinds of business (other than specified).....	47	534	307	137	667,338	1,581,500	2,415,225	43,045,449		17,045,991		114,076	599,480
LOS ANGELES (pop. 1,238,048)													
Total.....	1,815	25,222	20,958	4,264	\$47,842,344	\$94,891,455	\$70,074,145	\$990,354,315	100.00	\$444,746,087	64.42	\$18,465,289	\$116,310,072
Types of wholesalers:													
Service wholesalers.....	1,597	23,204	19,210	3,994	43,683,756	80,025,150	70,373,065	618,632,402	89.61	391,850,092	63.34	15,673,640	78,143,601
Exporters.....	13	82	67	15	145,507	634,470	128,057	12,367,000	1.70	410,148	3.32		140,685
Importers.....	61	269	208	61	627,007	995,049	1,242,366	8,813,979	1.28	5,870,388	66.67	883	1,924,418
Wholesale merchants.....	1,523	22,853	18,935	3,918	43,010,182	84,305,631	69,001,742	597,450,817	86.54	385,672,556	34.54	15,672,757	76,078,498
Limited function wholesalers.....	107	811	730	81	1,159,566	2,618,606	657,531	16,222,103	2.35	3,678,997	22.68	2,101,201	444,904
Cash and carry.....	36	95	81	14	144,251	328,084	360,591	7,484,479	1.08	55,305	74	27,432	
Drop shippers.....	11	20	13	7	34,140	77,211	94	1,547,676	22	752,677	48.50		440,121
Wagon distributors.....	67	687	628	59	965,194	2,174,301	187,991	6,818,550	9.90	2,760,615	40.49	2,073,829	4,873
Warehouses (distributing).....	3	9	8	1	15,981	41,010	99,855	371,398	.05	111,000	20.80		
Supply and machinery distributors.....	108	1,098	925	173	2,851,143	6,023,205	4,351,108	46,891,582	6.70	43,258,095	92.25	600,388	37,721,477
Cooperative buying associations.....	8	109	93	16	147,879	214,494	692,441	5,808,228	1.25	5,950,603	99.13		
Amusement and sporting goods.....	35	451	315	136	837,080	1,576,233	1,145,201	7,214,311	1.05	3,785,135	52.47	300,007	296,059
Amusement and sporting goods (except cameras and motion-picture equipment and supplies).....	16	255	206	49	429,345	786,447	972,629	3,758,673	.54	2,720,842	72.30	208,813	
Bicycles and supplies.....	2	(x)	(x)	(x)	(x)	(x)	(x)	(x)		(x)			
Sporting goods (general line).....	6	100	133	27	290,500	476,971	645,846	2,314,410		1,742,043		208,813	
Toys, novelties, and fireworks.....	6	(x)	(x)	(x)	(x)	(x)	(x)	(x)		(x)			
Cameras and motion-picture equipment and supplies.....	19	196	109	87	408,335	789,786	172,572	3,455,638	.50	1,064,293	30.80	1,254	206,050
Automotive.....	128	2,427	2,128	299	4,957,049	9,140,869	4,454,358	75,803,880	10.99	11,220,184	14.79	11,849,339	1,106,306
Automobiles and other motor vehicles.....	23	1,106	973	133	2,405,562	4,818,162	1,775,087	50,207,678	8.58			11,007,411	
Automobiles and other motor vehicles (general line).....	4	153	134	19	373,503	747,760	530,065	6,440,472				1,025,972	
Automobiles (new and used).....	14	942	830	112	2,069,906	4,031,900	1,221,495	52,531,294				9,932,426	
Automobiles (used).....	5	(x)	(x)	(x)	(x)	(x)	(x)	(x)				(x)	
Automotive equipment.....	46	702	599	103	1,468,300	2,668,074	1,747,899	10,456,084	1.51	7,344,496	70.24	49,004	999,811
Automobile accessories.....	12	124	112	12	301,212	754,791	268,025	2,158,177		1,245,205		1,134	23,200
Automotive equipment (general and specialty lines).....	34	578	487	91	1,167,088	1,913,280	1,479,874	8,297,907		6,099,291		47,870	976,512
Automobile parts (new and used).....	48	545	486	59	911,961	1,427,430	841,051	5,325,643	.77	3,371,429	63.31	120,823	163,995
Tires and tubes.....	11	74	70	4	112,126	236,293	90,321	874,475	.13	504,250	57.66	72,101	2,500
Chemicals, drugs, and allied products.....	74	1,768	1,319	449	3,032,778	6,134,735	4,335,652	31,625,009	4.58	20,097,032	62.01	215,014	3,907,983
Chemicals.....	22	107	88	19	217,152	413,668	337,248	2,742,533	.40	1,673,039	61.00	8,270	2,134,565
Chemicals (industrial).....	10	70	58	12	141,558	258,021	244,407	2,028,067		1,353,449			1,907,761
Dyes, dry cleaning supplies, and allied products.....	1	(x)	(x)	(x)	(x)	(x)	(x)	(x)		(x)			
Insecticides.....	1	(x)	(x)	(x)	(x)	(x)	(x)	(x)		(x)			
Other chemicals.....	10	33	27	6	67,747	140,247	80,455	642,673		252,410		8,270	226,804
Drugs and drug sundries (general line).....	0	1,119	808	311	1,877,772	3,683,687	2,807,741	22,200,582	3.22	21,502,842	90.80		54,320
Drugs and drug sundries (specialty).....	17	113	81	32	272,513	893,130	452,323	2,049,065	.30	1,890,209	92.25	24,400	100,000
Paints, varnishes, lacquers, and enamels.....	17	375	317	58	555,550	934,464	643,850	4,011,408	.58	3,617,917	90.19	138,017	1,616,898
Toilet articles and preparations.....	12	54	25	29	79,782	209,780	94,490	621,421	.09	413,025	66.46	44,327	2,200
Dry goods and apparel.....	204	1,468	1,031	437	3,023,194	5,924,686	6,990,754	46,104,103	6.68	41,356,371	89.70	164,912	6,826,188
Clothing and furnishings (other than millinery and footwear).....	70	542	395	147	1,150,494	2,184,088	2,199,155	16,047,676	2.32	14,612,739	91.06	17,107	135,119
Clothing (general line).....	1	(x)	(x)	(x)	(x)	(x)	(x)	(x)		(x)			
Clothing and furnishings.....	3	(x)	(x)	(x)	(x)	(x)	(x)	(x)		(x)			
Clothing, men's and boys'.....	3	17	12	5	33,491	59,676	128,662	397,409		397,409			
Clothing, secondhand.....	1	(x)	(x)	(x)	(x)	(x)	(x)	(x)		(x)			
Clothing, women's and children's.....	24	173	110	63	362,986	673,929	315,517	7,268,386		6,513,428			10,119
Furnishings (general line).....	4	15	13	2	0,488	27,043	44,947	266,659		239,978			
Furnishings, men's and boys'.....	17	222	174	48	548,027	1,044,700	1,202,387	5,175,189		5,056,774		607	125,000
Furnishings, women's and children's.....	5	25	19	6	27,604	60,377	54,884	302,460		228,600			
Furs and fur clothing.....	4	10	7	3	15,974	50,782	61,894	201,050		174,000		16,500	
Hats and caps.....	2	(x)	(x)	(x)	(x)	(x)	(x)	(x)		(x)			
Hosiery.....	6	46	37	9	117,675	193,392	285,684	1,762,250		1,680,098			

CENSUS OF DISTRIBUTION

TABLE 2.—WHOLESALEERS ONLY, BY KIND OF BUSINESS—Continued

[An (x) in column indicates that the amounts must be withheld to avoid disclosure of individual operations, but they are included in the totals]

KIND OF BUSINESS (Establishments classified by major lines of merchandise)	Number of establishments	NUMBER OF EMPLOYEES (proprietors not included)			SALARIES AND WAGES	TOTAL EXPENSES (including salaries and wages)	STOCKS ON HAND, END OF YEAR (at cost)	NET SALES		CREDIT SALES		SALES TO ULTIMATE CONSUMERS (at retail)	SALES TO INDUSTRIAL CONSUMERS
		Total	Male	Female				Amount	Per cent of total	Amount	Per cent of net sales		
LOS ANGELES—Continued													
Dry goods and apparel—Continued.													
Dry goods (general line).....	22	254	110	135	\$394,375	\$807,468	\$1,235,488	\$5,685,922	0.82	\$5,111,368	89.90	\$9,522	\$262,454
Dry goods (specialty other than specified).....	1	(x)	(x)	(x)	(x)	(x)	(x)	(x)	(x)	(x)	(x)	(x)	(x)
Millinery and millinery supplies.....	11	67	48	19	166,485	343,002	238,827	2,326,774	.34	1,487,501	63.93		550,163
Notions.....	29	77	49	28	127,451	260,471	355,278	1,480,300	.22	1,386,202	93.26	2,050	383,785
Piece goods.....	57	382	302	80	816,012	1,645,433	1,756,791	16,078,040	2.33	15,108,094	93.97	10,000	5,460,639
Cotton goods.....	8	26	20	6	75,135	145,175	80,655	2,350,801	(x)	2,335,801	(x)	(x)	1,428,681
Linens.....	1	(x)	(x)	(x)	(x)	(x)	(x)	(x)	(x)	(x)	(x)	(x)	(x)
Piece goods (general line).....	21	224	177	47	374,554	753,410	555,930	6,204,788	(x)	5,647,610	(x)	(x)	1,744,625
Rayons.....	1	(x)	(x)	(x)	(x)	(x)	(x)	(x)	(x)	(x)	(x)	(x)	(x)
Silks and velvets.....	9	65	49	16	217,988	377,363	694,803	5,037,849	(x)	5,037,849	(x)	(x)	1,046,230
Woolens and worsteds.....	17	66	55	11	148,135	361,130	403,903	2,431,102	(x)	2,036,834	(x)	10,000	1,200,103
Shoes and other footwear.....	14	144	116	28	354,437	676,226	1,200,715	4,454,273	.05	3,625,439	81.39	126,233	
Electrical.....	66	1,325	1,007	258	2,743,722	5,957,215	4,020,224	33,980,783	4.92	29,439,346	86.64	243,974	7,802,830
Electrical goods (including appliances).....	27	785	641	144	1,603,858	2,980,675	2,034,818	18,388,810	2.60	16,934,745	92.09	207,942	7,677,955
Electrical appliances.....	11	365	298	77	705,133	1,413,319	909,580	8,937,438	(x)	7,976,662	(x)	187,592	5,970,720
Electrical merchandise (general line).....	16	420	343	77	898,075	1,125,238	1,125,238	8,958,083	(x)	8,958,083	(x)	20,360	1,707,220
Electrical equipment and supplies.....	19	155	131	24	280,937	543,261	369,055	2,646,721	.38	1,185,608	44.80	2,500	108,375
Radios and radio equipment.....	19	351	272	79	787,380	2,337,650	1,554,846	12,162,291	1.76	10,536,031	86.63	33,632	16,600
Refrigerators (electric).....	1	(x)	(x)	(x)	(x)	(x)	(x)	(x)	(x)	(x)	(x)	(x)	(x)
Farm products (not elsewhere specified).....	46	503	374	134	818,595	3,837,562	4,170,289	33,469,109	4.85	7,329,961	21.90	112,024	11,285,924
Cotton.....	11	114	98	16	272,626	2,681,697	2,993,815	23,244,410	3.37	451,478	1.94	108,724	8,605,610
Flowers and nursery stock.....	12	323	227	96	421,110	938,027	708,230	3,384,936	.40	2,563,440	75.73	3,300	
Florists (flowers).....	8	143	129	14	262,150	613,041	263,143	1,460,309	(x)	1,018,439	(x)	3,300	
Seeds, bulbs, and nursery stocks.....	4	180	98	82	158,959	424,986	440,087	1,924,627	(x)	1,545,001	(x)		
Grain.....	6	23	14	9	63,765	127,680	154,198	5,140,488	.74	3,612,072	70.27		2,000,000
Hides, skins, and furs.....	13	41	29	12	50,990	130,236	305,160	1,423,924	.21	652,342	45.81		682,008
Furs (dressed).....	2												
Furs (raw).....	8	25	15	10	36,964	101,998	187,040	885,848	(x)	525,472	(x)		74,095
Hides and skins.....	3	16	14	2	14,026	28,238	118,120	638,076	(x)	126,870	(x)		607,013
Other farm products.....	4	(x)	(x)	(x)	(x)	(x)	(x)	(x)	(x)	(x)	(x)	(x)	(x)
Farm supplies (except machinery and equipment).....	20	152	132	20	353,910	640,939	387,244	9,119,584	1.32	5,373,474	58.92	55,474	303,500
Farm supplies (except feed and fertilizer).....	5	19	17	2	30,246	57,522	45,572	270,563	.04	133,305	49.27	55,474	8,500
Feed.....	12	124	106	18	301,344	550,539	300,122	8,627,111	1.25	5,174,320	59.98		300,000
Feed (exclusively).....	4	14	7	7	37,479	66,439	18,759	2,332,831	(x)	6,000	(x)		300,000
Hay, grain, and feed.....	8	110	99	11	263,865	484,100	281,363	6,294,280	(x)	5,168,320	(x)		
Fertilizer and fertilizer materials.....	3	(x)	(x)	(x)	(x)	(x)	(x)	(x)	(x)	(x)	(x)	(x)	(x)
Food products (not elsewhere specified).....	378	4,236	3,825	411	7,161,080	15,041,725	2,820,935	109,364,065	15.84	51,091,455	46.72	2,910,899	
Confectionery and soft drinks (general line).....	37	484	375	109	899,587	2,340,107	513,235	8,375,692	1.21	4,654,721	55.57	17,204	
Confectionery and soft drinks.....	2	(x)	(x)	(x)	(x)	(x)	(x)	(x)	(x)	(x)	(x)	(x)	(x)
Confectionery (general line).....	12	(x)	(x)	(x)	(x)	(x)	(x)	(x)	(x)	(x)	(x)	(x)	(x)
Soft drinks.....	23	384	303	81	725,637	2,004,921	251,314	6,077,505	(x)	3,852,280	(x)	11,131	
Dairy products.....	15	1,467	1,378	89	2,224,120	4,615,487	325,520	21,267,950	3.08	11,912,247	56.01	2,523,345	
Poultry and poultry products.....	34	237	200	37	346,862	672,272	651,337	8,545,374	1.24	4,989,372	58.39	59,631	
Dairy and poultry products.....	2	(x)	(x)	(x)	(x)	(x)	(x)	(x)	(x)	(x)	(x)	(x)	(x)
Fish and sea foods.....	24	(x)	(x)	(x)	(x)	(x)	(x)	(x)	(x)	(x)	(x)	(x)	(x)
Fruits and vegetables (fresh).....	237	1,279	1,183	96	2,179,365	4,639,571	803,617	48,119,529	6.97	19,394,072	48.30		
Fruits.....	39	96	92	4	148,776	309,987	41,538	5,042,772	(x)	1,771,153	(x)	35.12	
Fruits and vegetables (general line).....	136	876	828	48	1,017,113	3,418,043	683,027	30,510,127	(x)	13,614,796	(x)		
Vegetables.....	62	307	293	14	413,476	913,641	79,052	12,560,630	(x)	4,108,118	(x)		
Meats and meat products.....	29	579	529	50	1,120,422	2,010,184	355,625	17,108,092	2.48	7,110,990	41.56	316,604	
Meats (fresh).....	4	48	45	3	97,418	167,224	18,995	1,853,779	(x)	1,646,631	(x)		
Meats and meat products (general line).....	12	169	163	6	303,320	593,078	70,192	3,473,030	(x)	1,495,904	(x)	48,079	
Meats and provisions.....	13	302	321	41	710,084	1,249,882	260,438	11,781,274	(x)	4,067,555	(x)	268,525	
Forest products (except lumber).....	9	80	80	9	179,086	445,500	374,990	2,657,694	.38	2,534,216	95.36	48,335	2,105,500
Furniture and house furnishings.....	81	777	613	164	1,488,096	3,105,960	4,370,551	17,358,892	2.51	14,839,002	85.48	37,740	835,502
Furniture.....	18	279	216	63	486,197	1,025,303	1,000,148	4,674,532	.68	3,921,495	83.89		
Antique goods.....	1	(x)	(x)	(x)	(x)	(x)	(x)	(x)	(x)	(x)	(x)	(x)	(x)
Furniture (general line).....	4	187	143	44	295,335	594,188	557,302	2,755,185	(x)	2,172,035	(x)		30,778
Furniture (household).....	12	77	60	17	160,956	337,653	368,468	1,429,297	(x)	1,340,496	(x)		
Other furniture (specialty lines).....	1	(x)	(x)	(x)	(x)	(x)	(x)	(x)	(x)	(x)	(x)	(x)	(x)
House furnishings.....	57	488	390	98	977,048	1,989,009	3,307,357	12,378,041	1.79	10,759,297	86.91	32,643	835,502
Art goods.....	8	40	35	5	83,065	149,695	163,280	759,209	(x)	705,617	(x)	883	
Brooms and brushes.....	4	(x)	(x)	(x)	(x)	(x)	(x)	(x)	(x)	(x)	(x)	(x)	(x)
China, glassware, and crockery.....	7	77	60	17	175,593	313,593	333,095	1,124,248	(x)	987,313	(x)		
Curtains and draperies.....	4	(x)	(x)	(x)	(x)	(x)	(x)	(x)	(x)	(x)	(x)	(x)	(x)
Floor coverings.....	4	(x)	(x)	(x)	(x)	(x)	(x)	(x)	(x)	(x)	(x)	(x)	(x)
House furnishings (general line).....	18	110	91	19	203,809	445,230	938,303	3,690,612	(x)	3,057,935	(x)	18,782	454,204
Household supplies.....	7	108	79	29	244,880	507,471	1,062,878	3,897,069	(x)	3,593,214	(x)	11,417	36,716
Pictures and picture frames.....	5	67	59	8	96,515	151,642	296,700	641,583	(x)	331,137	(x)		10,000
	9	8	8		9,375	25,993	30,110	151,893	(x)	138,337	(x)	210	
Musical instruments and sheet music.....	6	101	71	31	24,851	91,588	60,046	304,390	.04	158,210	51.07	5,203	

TABLE 2.—WHOLESALE ONLY, BY KIND OF BUSINESS—Continued

[An (x) in column indicates that the amounts must be withheld to avoid disclosures of individual operations, but they are included in the totals]

KIND OF BUSINESS (Establishments classified by major lines of merchandise)	Number of establishments	NUMBER OF EMPLOYEES (proprietors not included)			SALARIES AND WAGES	TOTAL EXPENSES (including salaries and wages)	STOCKS ON HAND, END OF YEAR (at cost)	NET SALES		CREDIT SALES		SALES TO ULTIMATE CONSUMERS (at retail)	SALES TO INDUSTRIAL CONSUMERS
		Total	Male	Female				Amount	Per cent of total	Amount	Per cent of net sales		
LOS ANGELES—Continued													
General merchandise.....	4	10	0	1	\$19,332	\$30,600	\$43,019	\$420,358	0.06	\$215,733	68.46	\$1,200	\$182,125
Groceries and food specialties.....	138	2,290	1,833	457	3,928,840	7,427,007	9,162,470	81,653,108	11.83	50,898,704	62.34	32,247	65,808
Groceries (general line).....	68	1,363	1,207	156	2,288,020	4,154,822	5,857,875	48,418,184	7.01	25,394,819	62.45	8,667
Food and grocery specialties.....	70	927	626	301	1,630,920	3,272,785	3,304,595	33,234,924	4.81	25,503,945	76.74	23,580	65,808
Hardware.....	22	1,272	1,071	201	2,418,344	3,094,685	7,204,447	22,825,082	3.31	21,140,508	92.66	17,147	9,585,724
Hardware (general line).....	6	1,105	920	179	2,122,774	3,192,949	6,234,010	20,113,800	2.91	18,897,545	93.05	13,547	9,325,503
Hardware (specialty).....	16	167	145	22	295,570	501,636	970,437	2,711,186	.39	2,251,963	83.06	3,600	260,216
Iron and steel scrap and other waste materials.....	16	(x)	(x)	(x)	(x)	(x)	(x)	(x)	(x)
Jewelry and optical goods.....	51	307	294	103	818,830	1,817,886	3,131,072	8,847,022	1.28	7,327,966	82.82	207,267	383,854
Jewelry.....	43	(x)	(x)	(x)	(x)	(x)	(x)	(x)	(x)	(x)
Clocks and watches.....	1	(x)	(x)	(x)	(x)	(x)	(x)	(x)	(x)	(x)
Diamonds and other precious stones.....	0	23	16	7	81,051	146,712	618,888	1,149,524	614,250	180,204	203,836
Jewelry (general line).....	35	284	210	74	581,603	1,345,420	2,101,609	6,509,300	5,888,362	80,003	89,968
Silverware.....	1	(x)	(x)	(x)	(x)	(x)	(x)	(x)	(x)	(x)
Optical goods.....	8	(x)	(x)	(x)	(x)	(x)	(x)	(x)	(x)	(x)
Leather and leather goods (except gloves and shoes).....	14	112	92	20	230,480	583,076	727,806	2,588,705	.37	2,220,574	86.12	28,780	40,700
Leather and leather goods (general line).....	1	(x)	(x)	(x)	(x)	(x)	(x)	(x)	(x)	(x)
Leather and leather bolting.....	3	15	12	3	23,360	62,615	82,044	330,918	.05	247,255	74.72	28,780	48,800
Luggage and leather goods.....	3	(x)	(x)	(x)	(x)	(x)	(x)	(x)	(x)	(x)
Shoe findings.....	7	42	37	5	84,960	186,844	288,780	1,105,640	.19	899,612	81.37	800
Lumber and building materials (other than metal).....	95	2,075	1,962	113	3,976,145	6,602,653	3,136,432	42,581,461	6.16	33,263,425	78.21	530,769	3,934,920
Construction and building materials (other than metal and wood).....	60	750	673	77	1,635,244	3,309,734	1,416,272	15,580,217	2.26	14,143,765	90.78	75,814	1,729,128
Asbestos products.....	1	(x)	(x)	(x)	(x)	(x)	(x)	(x)	(x)	(x)
Brick and tile.....	9	39	32	7	111,259	162,687	202,246	783,161	342,014	6,000
Building stone.....	3	48	46	2	92,555	114,541	77,045	431,050	431,050
Cement.....	2	(x)	(x)	(x)	(x)	(x)	(x)	(x)	(x)	(x)	(x)
Glass.....	11	(x)	(x)	(x)	(x)	(x)	(x)	(x)	(x)	(x)	(x)
Granite and marble.....	2	(x)	(x)	(x)	(x)	(x)	(x)	(x)	(x)	(x)	(x)
Sand, gravel, and crushed stone.....	14	20	20	0	54,716	163,806	27,604	1,386,204	1,344,006	60,531
Other building materials.....	24	377	345	32	798,604	1,720,187	446,425	9,514,575	8,786,834	43,800	1,400,549
Lumber and millwork.....	29	1,325	1,289	36	2,340,901	3,292,919	1,720,160	23,051,244	3.00	19,119,660	70.94	454,955	2,205,798
Machinery, equipment, and supplies (except electrical).....	195	2,086	1,725	363	4,891,545	9,959,752	7,264,949	62,735,776	9.09	55,819,728	88.98	634,106	38,568,091
Commercial equipment and supplies.....	21	254	217	37	503,188	933,718	710,158	3,400,339	.50	2,770,049	80.06	6,300	70,122
Automatic vending machinery.....	1	(x)	(x)	(x)	(x)	(x)	(x)	(x)	(x)	(x)	(x)
Butchers' equipment and supplies.....	3	(x)	(x)	(x)	(x)	(x)	(x)	(x)	(x)	(x)	(x)
Filling station equipment and supplies.....	4	22	10	3	36,793	58,760	30,596	183,674	68,676	3,000
Hotel and restaurant equipment and supplies.....	7	161	134	27	302,783	634,171	404,630	2,594,800	2,314,707	63,726
Office equipment and supplies (other than furniture).....	3	12	9	3	12,137	19,574	14,308	86,251	86,888	6,874
Store equipment and supplies (general line).....	3	12	11	1	26,200	43,313	5,924	147,593	116,693	6,000
Construction equipment and supplies.....	12	132	123	9	338,510	652,078	626,837	3,501,106	.51	3,236,042	92.45	376,550	824,163
Farm machinery and equipment.....	5	82	70	12	167,072	453,477	340,867	2,288,540	.33	2,078,201	90.81	44,715	40,440
Manufacturing, mining, and drilling machinery, equipment, and supplies.....	93	951	790	161	2,476,745	5,298,186	3,658,993	43,053,960	6.24	39,712,016	92.24	313,838	39,733,303
Professional equipment and supplies.....	24	392	303	89	728,878	1,431,079	1,119,156	5,074,050	.73	3,375,550	66.53	157,891
Art supplies.....	3	56	36	20	95,255	195,970	90,827	339,665	234,867	128,622
Dental supplies and equipment.....	5	(x)	(x)	(x)	(x)	(x)	(x)	(x)	(x)	(x)	(x)
School equipment and supplies.....	3	21	20	1	39,122	69,465	63,240	288,681	278,874	15,000
Scientific and laboratory equipment and supplies.....	4	98	78	20	168,910	370,800	328,599	1,500,281	1,304,659
Surgical, medical, and hospital equipment and supplies.....	9	151	118	33	288,771	579,740	468,702	1,867,851	870,314	14,269
Service equipment and supplies.....	30	261	210	51	640,064	1,108,129	737,594	4,950,019	.72	4,206,072	86.79	34,812	727,424
Barber and beauty parlor equipment and supplies.....	13	127	96	31	294,084	495,894	227,376	1,689,195	1,190,093	32,801
Fire protection equipment.....	2	(x)	(x)	(x)	(x)	(x)	(x)	(x)	(x)	(x)	(x)
Janitors' equipment and supplies.....	5	(x)	(x)	(x)	(x)	(x)	(x)	(x)	(x)	(x)	(x)
Laundry equipment and supplies.....	3	21	17	4	68,308	107,309	133,717	837,379	767,243	353,645
Service equipment and supplies (general line).....	3	(x)	(x)	(x)	(x)	(x)	(x)	(x)	(x)	(x)	(x)
Shoe repairers' equipment and supplies.....	1	(x)	(x)	(x)	(x)	(x)	(x)	(x)	(x)	(x)	(x)
Undertakers' supplies.....	3	8	3	18,136	44,297	120,016	577,136	576,440	14,566
Upholsterers' supplies.....	5	(x)	(x)	(x)	(x)	(x)	(x)	(x)	(x)	(x)	(x)
Warehouse equipment and supplies.....	1	(x)	(x)	(x)	(x)	(x)	(x)	(x)	(x)	(x)	(x)
Transportation equipment and supplies.....	4	16	12	4	37,088	83,085	71,344	407,747	.09	350,898	86.06	166,591

CENSUS OF DISTRIBUTION

TABLE 2.—WHOLESALEERS ONLY, BY KIND OF BUSINESS—Continued

[An (x) in column indicates that the amounts must be withheld to avoid disclosures of individual operations, but they are included in the totals]

KIND OF BUSINESS (Establishments classified by major lines of merchandise)	Number of establishments	NUMBER OF EMPLOYEES (proprietors not included)			SALARIES AND WAGES	TOTAL EXPENSES (including salaries and wages)	STOCKS ON HAND, END OF YEAR (at cost)	NET SALES		CREDIT SALES		SALES TO ULTIMATE CONSUMERS (at retail)	SALES TO INDUSTRIAL CONSUMERS
		Total	Male	Female				Amount	Per cent of total	Amount	Per cent of net sales		
LOS ANGELES—Continued													
Metals and minerals (except petroleum and scrap).....	35	414	360	54	\$793,902	\$1,085,494	\$2,742,017	\$11,243,089	1.63	\$9,085,667	80.80	\$98,362	\$8,210,567
Coal and coke.....	4	31	28	3	52,880	99,488	58,104	612,399	.09	579,723	91.06	32,670	404,950
Iron and steel (except scrap).....	23	345	304	44	667,235	1,412,190	2,380,563	8,863,012	1.28	6,932,515	78.21	65,680	6,543,881
Metals and metal work (other than iron and steel).....	8	35	28	7	73,787	173,810	297,350	1,767,678	.26	1,573,429	89.01	-----	1,261,733
Bearing metals.....	1	(x)	(x)	(x)	(x)	(x)	(x)	(x)	-----	(x)	-----	-----	(x)
Sheet-metal products.....	3	24	19	5	57,108	130,518	177,063	1,122,581	-----	1,122,581	-----	-----	673,462
Other metals and metal work.....	4	(x)	(x)	(x)	(x)	(x)	(x)	(x)	-----	(x)	-----	-----	(x)
Paper and paper products.....	36	782	643	139	1,605,059	2,533,885	2,782,784	16,243,662	2.35	14,909,050	91.78	64,597	6,952,121
Petroleum and petroleum products.....	30	450	403	47	869,831	1,869,890	440,430	15,412,015	2.23	8,233,380	53.42	3,450	870,669
Fuel oil.....	1	(x)	(x)	(x)	(x)	(x)	(x)	(x)	-----	(x)	-----	-----	(x)
Gasoline and oil.....	2	(x)	(x)	(x)	(x)	(x)	(x)	(x)	-----	(x)	-----	-----	(x)
Lubricating oils and greases.....	13	169	136	23	372,424	775,042	261,488	2,431,808	-----	2,124,110	-----	2,098	195,140
Petroleum and petroleum products (general line).....	13	250	237	22	423,984	973,155	167,441	12,106,780	-----	5,467,014	-----	1,352	441,101
Other petroleum and petroleum products.....	1	(x)	(x)	(x)	(x)	(x)	(x)	(x)	-----	(x)	-----	-----	(x)
Plumbing and heating equipment and supplies.....	42	878	758	120	1,703,936	3,193,305	2,790,086	15,436,794	2.24	13,379,832	86.67	140,220	5,036,602
Plumbing equipment and supplies.....	38	845	729	116	1,623,798	3,052,013	2,727,200	14,924,736	2.16	12,878,167	86.29	40,220	5,016,402
Pipe, valves, and fittings.....	8	131	114	17	270,249	460,091	214,801	2,755,243	-----	1,102,844	-----	8,143	1,803,237
Plumbing and heating equipment and supplies (general line).....	27	708	610	98	1,341,799	2,565,054	2,479,504	11,981,161	-----	11,687,341	-----	41,080	3,150,965
Other plumbing and heating equipment and supplies.....	3	6	5	1	11,000	20,268	32,895	188,342	-----	127,972	-----	-----	56,200
Heating equipment and supplies.....	4	33	29	4	80,228	141,292	72,486	512,058	.07	501,675	97.97	100,000	20,200
Tobacco and tobacco products (except leaf).....	29	283	245	38	510,930	1,055,512	891,264	17,444,316	2.52	12,974,998	74.38	-----	1,200
Cigars.....	2	50	53	0	120,760	431,943	104,762	3,903,018	-----	3,859,058	-----	-----	-----
Cigars, cigarettes, and tobacco.....	27	224	192	32	381,170	623,569	786,502	13,541,298	-----	9,115,940	-----	-----	1,200
All other.....	07	601	509	182	1,072,840	1,931,606	2,268,033	21,302,402	3.00	14,065,707	70.25	309,088	4,917,294
Books, periodicals, and newspapers.....	7	109	131	68	293,387	400,721	206,221	2,431,045	.35	988,770	40.67	98,613	-----
Oils and greases (animal and vegetable).....	1	(x)	(x)	(x)	(x)	(x)	(x)	(x)	-----	(x)	-----	-----	(x)
Rubber goods (general line).....	1	(x)	(x)	(x)	(x)	(x)	(x)	(x)	-----	(x)	-----	-----	(x)
Textiles and textile materials (other than dry goods).....	18	130	92	47	243,759	444,910	537,859	3,057,752	.44	2,640,294	86.35	206,940	717,435
Bags and bagging.....	6	58	33	25	53,773	106,227	163,393	601,695	-----	405,632	-----	96,538	206,285
Cordage and twine.....	1	(x)	(x)	(x)	(x)	(x)	(x)	(x)	-----	(x)	-----	-----	(x)
Textile and textile materials (general line).....	7	43	34	9	122,293	200,119	104,278	1,570,940	-----	1,409,548	-----	110,411	171,318
Other textiles.....	4	(x)	(x)	(x)	(x)	(x)	(x)	(x)	-----	(x)	-----	-----	(x)
Miscellaneous kinds of business.....	40	283	223	60	390,873	737,268	1,102,827	12,167,720	1.76	8,336,738	68.62	4,426	1,109,829

SAN FRANCISCO (pop. 634,394)

Total.....	1,571	19,358	15,674	3,884	\$39,358,669	\$80,214,402	\$70,890,405	\$773,093,872	100.00	\$473,735,487	61.28	\$7,458,780	\$91,579,237
Types of wholesalers:													
Service wholesalers.....	1,457	18,729	14,999	3,730	37,469,709	76,616,770	76,277,565	737,543,710	95.40	452,078,232	61.30	7,309,920	84,904,799
Exporters.....	53	432	264	168	1,023,010	2,321,049	1,423,881	65,485,770	8.47	18,664,436	28.50	-----	304,500
Importers.....	126	1,184	933	251	2,262,466	5,139,265	7,045,414	114,642,100	14.83	64,149,010	55.96	401,322	15,630,638
Wholesale merchants.....	1,278	17,113	13,802	3,311	34,184,233	69,156,462	67,808,270	557,415,840	72.10	369,264,486	60.25	6,818,604	68,870,601
Limited function wholesalers.....	29	(x)	(x)	(x)	(x)	(x)	(x)	(x)	-----	(x)	-----	-----	(x)
Cash and carry.....	3	27	26	1	42,751	97,536	373,552	3,587,504	.46	-----	-----	-----	-----
Drop shippers.....	15	40	21	19	157,828	403,396	6,105	14,281,021	1.85	12,359,558	86.55	-----	90,445
Mail-order wholesalers.....	1	(x)	(x)	(x)	(x)	(x)	(x)	(x)	-----	(x)	-----	-----	(x)
Wagon distributors.....	10	82	71	11	172,337	308,957	77,404	3,825,435	.50	1,163,651	30.42	-----	8,305
Supply and machinery distributors.....	80	674	552	122	1,505,424	2,736,355	3,125,014	13,711,391	1.77	8,069,617	58.85	148,854	6,575,688
Cooperative buying associations.....	1	(x)	(x)	(x)	(x)	(x)	(x)	(x)	-----	(x)	-----	-----	(x)
Amusement and sporting goods.....	38	311	217	94	611,751	1,168,496	794,915	5,027,098	.65	2,279,666	45.35	28,390	-----
Amusement and sporting goods (except cameras and motion-picture equipment and supplies).....	23	155	128	27	290,255	575,536	670,077	2,631,775	.34	1,708,544	64.92	28,390	-----
Bicycles and supplies.....	1	(x)	(x)	(x)	(x)	(x)	(x)	(x)	-----	(x)	-----	-----	(x)
Billiards, bowling equipment, and supplies.....	2	(x)	(x)	(x)	(x)	(x)	(x)	(x)	-----	(x)	-----	-----	(x)
Sporting goods (general line).....	11	41	30	11	61,873	189,548	174,510	808,444	-----	342,849	-----	24,090	-----
Toys, novelties, and fireworks.....	9	97	85	12	198,272	344,563	430,767	1,594,955	-----	1,191,295	-----	-----	-----
Cameras and motion-picture equipment and supplies.....	15	156	89	67	321,496	592,959	124,838	2,395,323	.31	571,122	23.84	-----	-----

TABLE 2.—WHOLESALESAERS ONLY, BY KIND OF BUSINESS—Continued

[An (x) in column indicates that the amounts must be withheld to avoid disclosure of individual operations, but they are included in the totals]

KIND OF BUSINESS (Establishments classified by major lines of merchandise)	Number of establishments	NUMBER OF EMPLOYEES (proprietors not included)			SALARIES AND WAGES	TOTAL EXPENSES (including salaries and wages)	STOCKS ON HAND, END OF YEAR (at cost)	NET SALES		CREDIT SALES		SALES TO ULTIMATE CONSUMERS (at retail)	SALES TO INDUSTRIAL CONSUMERS
		Total	Male	Female				Amount	Per cent of total	Amount	Per cent of net sales		
SAN FRANCISCO—Continued													
Automotive.....	47	968	836	133	\$1,933,108	\$4,298,878	\$3,620,011	\$27,941,554	3.61	\$5,884,804	21.06	\$4,241,692	\$403,397
Automobiles and other motor vehicles.....	8	328	288	40	753,827	1,988,762	1,678,334	19,877,764	2.57			3,076,513	
Automobiles (new and used).....	5	302	298	34	706,871	1,830,771	1,560,436	19,211,316				3,843,103	
Automobiles (used).....	1	(x)	(x)	(x)	(x)	(x)	(x)	(x)		(x)		(x)	(x)
Trucks and tractors.....	2	(x)	(x)	(x)	(x)	(x)	(x)	(x)		(x)		(x)	(x)
Automotive equipment.....	24	573	487	86	1,066,881	2,110,341	1,063,368	7,232,190	.08	5,503,430	76.10	87,240	321,185
Automobile accessories.....	1	(x)	(x)	(x)	(x)	(x)	(x)	(x)		(x)		(x)	(x)
Automotive equipment (general line).....	19	307	261	46	540,76	940,09	910,531	4,022,587		2,717,910		48,537	194,185
Automotive equipment (specialty lines).....	4	(x)	(x)	(x)	(x)	(x)	(x)	(x)		(x)		(x)	(x)
Automobile parts (new).....	12	51	47	4	76,488	134,523	208,860	448,030	.06	103,794	43.25	62,530	2,212
Tires and tubes.....	3	16	13	3	35,912	65,252	70,049	383,580	.06	187,580	48.90	115,400	80,000
Chemicals, drugs, and allied products.....	70	1,112	837	275	2,099,080	3,511,744	3,592,717	10,205,638	2.48	15,454,112	80.47	30,624	3,345,215
Chemicals.....	18	187	146	41	431,442	718,201	625,055	4,447,720	.57	3,865,141	80.00		3,339,012
Chemicals (industrial).....	7	131	102	29	305,751	474,635	379,722	3,477,716		3,363,836			2,922,737
Dyestuffs.....	3	12	9	3	21,683	40,207	40,443	401,361		235,579			106,140
Explosives.....	1	(x)	(x)	(x)	(x)	(x)	(x)	(x)		(x)		(x)	(x)
Other chemicals.....	7	(x)	(x)	(x)	(x)	(x)	(x)	(x)		(x)		(x)	(x)
Drugs and drug sundries (general line).....	7	906	458	148	905,722	1,577,440	2,145,700	10,440,426	1.36	9,825,017	94.02		
Drugs and drug sundries (specialty).....	21	197	133	64	401,385	665,005	457,789	2,574,810	.33	1,087,491	42.24	21,001	1,203
Paints, varnishes, lacquers, and enamels.....	15	97	80	17	234,041	463,930	381,318	1,863,331	.18	360,283	26.87	17,208	5,000
Toilet articles and preparations.....	9	25	20	5	65,890	97,069	81,949	370,351	.05	310,180	83.75	520	
Dry goods and apparel.....	164	1,909	1,412	497	3,858,282	8,628,626	8,771,729	57,450,058	7.43	46,161,409	80.34	47,686	2,325,333
Clothing and furnishings (other than millinery and footwear).....	82	863	636	227	1,752,852	3,782,557	4,005,061	28,081,630	3.03	23,163,707	82.49	29,751	11,134
Clothing (general line).....	2	(x)	(x)	(x)	(x)	(x)	(x)	(x)		(x)		(x)	
Clothing and furnishings.....	4	143	120	23	399,172	880,067	1,277,530	6,928,217		6,020,744			
Clothing, men's and boys'.....	10	37	26	11	61,516	153,710	254,463	871,736		718,655		19,593	11,134
Clothing, women's and children's.....	25	287	185	102	578,271	1,171,558	613,029	8,619,924		7,252,007			
Furnishings (general line).....	4	18	15	3	31,834	65,437	111,480	343,405		76,071		4,308	
Furnishings, men's and boys'.....	13	122	98	24	185,050	416,203	655,865	3,337,270		2,637,149			
Furnishings, women's and children's.....	10	112	80	32	212,957	437,436	509,048	3,665,421		2,561,960			
Furs and fur clothing.....	9	(x)	(x)	(x)	(x)	(x)	(x)	(x)		(x)		(x)	
Hats and caps.....	3	(x)	(x)	(x)	(x)	(x)	(x)	(x)		(x)		(x)	
Hosiery.....	2	(x)	(x)	(x)	(x)	(x)	(x)	(x)		(x)		(x)	
Dry goods (general line).....	18	510	379	140	934,967	2,544,743	2,014,058	13,901,214	1.80	12,668,721	91.06	5,072	29,998
Dry goods (specialty, other than specified).....	5	14	11	3	19,157	50,300	83,172	340,409	.04				
Millinery and millinery supplies.....	6	72	50	22	116,425	264,721	189,730	1,140,301	.16	870,000	75.70		
Notions.....	13	90	62	28	167,598	277,953	377,144	1,929,772	.25	1,048,247	54.32	12,813	
Piece goods.....	36	327	254	73	788,924	1,639,157	1,902,131	11,271,933	1.46	7,694,051	68.26		2,284,201
Cotton goods.....	5	18	13	5	53,606	163,199	20,144	2,385,838		1,032,334			50,000
Linens.....	2	(x)	(x)	(x)	(x)	(x)	(x)	(x)		(x)		(x)	
Piece goods (general line).....	12	157	135	22	356,009	654,289	927,321	3,942,284		2,205,966			1,231,194
Silks and velvets.....	4	(x)	(x)	(x)	(x)	(x)	(x)	(x)		(x)		(x)	(x)
Woolens and worsteds.....	13	101	73	28	197,507	646,058	590,981	2,589,984		2,066,291			510,223
Shoes and other footwear.....	4	24	20	4	78,359	119,105	200,427	784,799	.10	726,593	92.58		
Electrical.....	61	1,054	836	218	2,270,943	4,867,169	3,727,847	24,010,801	3.11	10,560,113	81.56	133,051	4,931,001
Electrical goods (including appliances).....	28	621	499	122	1,338,281	2,735,265	1,010,812	12,533,225	1.62	10,790,593	86.10	133,051	4,780,193
Electrical merchandise (general line).....	22	474	300	84	1,030,779	2,007,944	1,033,531	8,488,152		7,325,541		128,245	2,035,900
Electrical appliances.....	6	147	109	38	307,502	727,321	577,281	4,045,073		3,465,052		4,806	2,750,293
Electrical equipment and supplies.....	14	(x)	(x)	(x)	(x)	(x)	(x)	(x)		(x)		(x)	(x)
Batteries.....	2	(x)	(x)	(x)	(x)	(x)	(x)	(x)		(x)		(x)	(x)
Electrical equipment and supplies (general line).....	8	83	76	7	161,300	269,516	167,090	825,473		394,775			21,390
Motors and generators.....	4	9	0	3	15,136	49,727	41,076	134,766		23,639			29,001
Radios and radio equipment.....	18	204	222	72	654,986	1,566,477	1,818,184	9,470,460	1.23	7,600,838	80.26		144,327
Refrigerators (electric).....	1	(x)	(x)	(x)	(x)	(x)	(x)	(x)		(x)		(x)	(x)
Farm products (not elsewhere specified).....	103	440	369	71	831,522	2,036,026	3,519,228	57,045,679	7.31	31,145,235	54.03		12,864,016
Cotton linters.....	2	(x)	(x)	(x)	(x)	(x)	(x)	(x)		(x)			(x)
Flowers and nursery stock.....	56	220	192	34	299,733	538,480	99,635	2,189,813	.28	361,903	16.53		
Grain.....	16	70	53	17	234,802	623,769	2,265,002	27,131,209	3.51	8,918,608	32.87		5,522,427
Hides, skins, and furs.....	16	105	98	7	180,426	393,379	458,559	5,988,507	.77	1,578,753	26.36		4,419,870
Furs (dressed).....	4	9	8	1	15,658	40,504	24,242	649,143		394,000			
Furs (raw).....	7	20	16	4	36,728	98,947	218,787	787,607		772,300			241,405
Hides and skins.....	5	76	74	2	128,040	253,028	215,430	4,551,752		412,453			4,178,465
Livestock (other than horses and mules).....	1	(x)	(x)	(x)	(x)	(x)	(x)	(x)		(x)		(x)	(x)
Tobacco (leaf).....	4	5	2	3	4,735	21,796	39,046	185,998	.02	169,971	91.83		173,488
Wool and mohair.....	5	11	7	4	32,636	203,820	632,224	3,310,274	.43	1,416,000	42.78		2,723,525
Other farm products.....	3	(x)	(x)	(x)	(x)	(x)	(x)	(x)		(x)		(x)	(x)

CENSUS OF DISTRIBUTION

TABLE 2.—WHOLESALEERS ONLY, BY KIND OF BUSINESS—Continued

[An (x) in column indicates that the amounts must be withheld to avoid disclosure of individual operations, but they are included in the totals]

KIND OF BUSINESS (Establishments classified by major lines of merchandise)	Number of establishments	NUMBER OF EMPLOYEES (proprietors not included)			SALARIES AND WAGES	TOTAL EXPENSES (including salaries and wages)	STOCKS ON HAND, END OF YEAR (at cost)	NET SALES		CREDIT SALES		SALES TO ULTIMATE CONSUMERS (at retail)	SALES TO INDUSTRIAL CONSUMERS
		Total	Male	Female				Amount	Per cent of total	Amount	Per cent of net sales		
		(x)	(x)	(x)				(x)	(x)	(x)	(x)		
SAN FRANCISCO—Continued													
Farm supplies (except machinery and equipment)	12	106	79	27	\$243,762	\$466,164	\$833,225	\$6,960,820	0.90	\$4,220,652	60.03	\$99,070	
Farm supplies (except feed and fertilizer)	6	(x)	(x)	(x)	(x)	(x)	(x)	(x)		(x)		(x)	
Feed	5	24	18	6	60,024	112,742	68,239	2,265,800	.29	2,072,222	91.46		
Fertilizer and fertilizer materials	1	(x)	(x)	(x)	(x)	(x)	(x)	(x)		(x)		(x)	
Food products (not elsewhere specified)	207	1,063	1,769	194	4,212,244	7,647,287	2,534,588	78,894,566	10.21	43,211,313	54.77	582,211	
Confectionery and soft drinks	17	155	138	17	308,030	745,000	374,733	3,465,788	.45	1,884,471	54.37	4,000	
Confectionery	8	56	49	7	110,114	305,808	136,837	1,748,754		771,728		4,000	
Soft drinks	9	99	89	10	196,510	439,192	187,896	1,717,032		1,112,743			
Dairy products	8	255	220	26	546,508	793,588	120,937	4,866,207	.63	2,318,245	47.64	261,051	
Cheese	2	(x)	(x)	(x)	(x)	(x)	(x)	(x)		(x)		(x)	
Dairy products (general line)	1	(x)	(x)	(x)	(x)	(x)	(x)	(x)		(x)		(x)	
Milk and cream (fluid)	5	237	210	21	515,720	748,500	18,414	3,864,907		2,300,150		261,051	
Poultry and poultry products	9	152	144	8	248,474	474,233	544,038	8,456,702	1.09	7,220,326	85.38	30,862	
Dairy and poultry products	8	69	56	13	153,500	267,019	136,437	5,414,596	.70	3,147,277	58.13	2,888	
Fish and sea foods	19	351	337	14	705,206	1,048,714	266,134	4,729,702	.61	3,484,858	73.06	62,176	
Fruits and vegetables (fresh)	123	693	607	86	1,574,933	3,206,915	807,028	30,120,620	5.06	16,203,348	41.41		
Fruits	16	150	135	16	296,208	440,194	230,425	7,174,227		4,853,596			
Fruits and vegetables (general line)	45	381	337	44	874,285	1,564,814	396,824	18,578,435		8,872,830			
Vegetables	62	162	135	27	404,490	1,261,907	210,779	13,376,968		2,477,012			
Meats and meat products	23	288	258	30	676,883	1,110,918	195,278	12,831,958	1.66	8,982,488	67.65	221,285	
Forest products (except lumber)	14	68	56	12	206,911	573,528	545,758	6,741,564	.87	6,196,192	91.01	220,300	\$5,855,365
Furniture and house furnishings	59	863	703	100	1,624,829	2,947,482	3,872,692	14,602,906	1.89	11,231,831	76.01	143,261	330
Furniture	14	160	127	33	339,138	674,600	696,257	2,882,767	.37	2,230,427	77.68		330
Furniture (general line)	4	97	78	19	242,707	470,019	418,851	1,342,296		912,618			330
Furniture (household)	10	63	49	14	90,431	204,587	277,406	1,540,471		1,320,800			330
House furnishings	41	658	540	118	1,229,881	2,128,888	3,019,968	11,226,426	1.45	8,791,054	78.31	143,261	
Art goods	14	94	73	21	122,019	290,463	350,080	1,133,766		556,008		82,750	
Brooms and brushes	2	(x)	(x)	(x)	(x)	(x)	(x)	(x)		(x)		(x)	
China, glassware, and crockery	0	32	23	9	66,388	100,557	196,203	509,311		173,182			
Curtains and draperies	2	(x)	(x)	(x)	(x)	(x)	(x)	(x)		(x)		(x)	
Floor coverings	5	7	7		11,976	25,830	112,187	150,623		11,633			
House furnishings (general line)	10	506	424	82	996,794	1,048,230	2,257,839	8,980,576		7,858,844		60,502	
Household supplies	2	(x)	(x)	(x)	(x)	(x)	(x)	(x)		(x)		(x)	
Musical instruments and sheet music	4	45	30	9	55,810	143,938	156,467	493,803	.60	200,000	40.50		
General merchandise	14	389	278	111	746,040	1,384,969	1,547,616	25,768,550	3.33	17,086,507	66.31	15,003	14,067,286
Groceries and food specialties	200	2,837	2,312	525	5,100,219	11,273,292	13,018,756	181,921,226	23.07	100,505,633	55.25	941,178	436,130
Groceries (general line)	90	1,607	1,462	235	2,917,354	6,042,048	5,310,040	84,693,700	10.06	51,887,200	61.26	837,953	
Food and grocery specialties	110	1,140	850	290	2,242,865	5,231,244	7,699,716	97,227,526	12.33	48,618,433	50.00	103,225	435,130
Bakery products	3	16	13	3	30,625	47,908	27,140	405,117		139,003			
Beans (dried)	5	20	9	11	67,200	200,618	775,839	11,394,188		96,665			
Canned fruits and vegetables	3	30	25	6	73,213	139,617	159,427	3,574,525		662,562			
Canned goods (general line)	9	95	75	20	194,215	497,177	1,058,730	12,559,404		11,912,572		22,000	
Canned sea food	6	12	7	5	29,680	89,695	140,252	2,863,805		2,347,113			
Coffee	7	297	231	66	418,376	1,135,504	1,597,170	16,304,250		9,203,470		9,000	
Coffee, tea, and spices	6												
Deliatessen products	1	(x)	(x)	(x)	(x)	(x)	(x)	(x)		(x)		(x)	
Extracts and spices	2	(x)	(x)	(x)	(x)	(x)	(x)	(x)		(x)		(x)	
Flour	8	168	104	64	403,070	811,604	166,785	14,344,273		2,605,864			
Flour and feed	5	19	16	3	42,954	206,869	433,975	2,830,892		2,195,558		888,624	
Fruits and vegetables (dried)	7	66	44	22	134,541	315,917	676,475	5,553,115		890,000			
Soaps and soap powders	1	(x)	(x)	(x)	(x)	(x)	(x)	(x)		(x)		(x)	
Sugar	1	(x)	(x)	(x)	(x)	(x)	(x)	(x)		(x)		(x)	
Other food and grocery specialties	46	397	308	89	813,242	1,713,819	2,608,402	25,690,490		17,465,691		72,225	46,500
Hardware	30	1,324	1,040	284	2,372,272	4,213,543	5,793,438	21,368,208	2.76	19,978,528	93.49	33,975	5,809,518
Hardware (general line)	19	1,291	1,017	274	2,320,894	4,121,131	5,668,843	20,836,801	2.70	19,881,431	95.41	33,975	5,809,518
Hardware (specialty)	11	33	23	10	51,408	92,412	124,595	531,407	.07	95,097	17.90		
Iron and steel scrap and other waste materials	32	326	220	106	531,322	1,147,988	424,058	7,830,986	.90	4,740,627	62.12		5,433,561
Jewelry and optical goods	49	322	235	87	866,319	1,503,378	2,632,478	8,462,200	1.09	6,275,117	74.15		4,446
Jewelry	44	236	166	70	696,044	1,244,808	2,382,434	7,611,025	.98	5,492,891	72.16		164
Clocks and watches	3	18	16	2	30,600	48,750	19,119	270,275		171,928			
Diamonds and other precious stones	11	18	9	9	74,872	200,468	685,153	1,777,511		1,309,489			
Jewelry (general line)	25	174	124	50	502,062	865,016	1,587,899	4,924,553		3,500,474		164	
Other jewelry	5	26	17	9	88,510	130,574	89,263	639,286		421,000			
Optical goods	5	86	69	17	170,275	268,570	250,044	850,575	.11	782,226	91.06		4,201
Leather and leather goods (except gloves and shoes)	14	190	177	19	440,324	834,433	934,248	4,220,209	.55	1,936,610	45.89		2,773,212
Leather and leather belting	4	98	92	6	281,551	445,182	293,466	2,180,469		1,202,251			1,908,469
Luggage and leather goods	5	36	30	5	36,454	168,150	236,738	715,729					
Saddlery and harness	4	(x)	(x)	(x)	(x)	(x)	(x)	(x)		(x)		(x)	
Shoe findings	1	(x)	(x)	(x)	(x)	(x)	(x)	(x)		(x)		(x)	

WHOLESALE DISTRIBUTION—CALIFORNIA: 1929

205

TABLE 2.—WHOLESALE ONLY, BY KIND OF BUSINESS—Continued

[An (x) in column indicates that the amounts must be withheld to avoid disclosure of individual operations, but they are included in the totals]

KIND OF BUSINESS (Establishments classified by major lines of merchandise)	Number of establishments	NUMBER OF EMPLOYEES (proprietors not included)			SALARIES AND WAGES	TOTAL EXPENSES (including salaries and wages)	STOCKS ON HAND, END OF YEAR (at cost)	NET SALES		CREDIT SALES		SALES TO ULTIMATE CONSUMERS (at retail)	SALES TO INDUSTRIAL CONSUMERS
		Total	Male	Female				Amount	Per cent of total	Amount	Per cent of net sales		
SAN FRANCISCO—Continued													
Lumber and building materials (other than metal).....	81	709	641	128	\$1,980,180	\$3,492,707	\$5,142,010	\$40,381,441	6.00	\$20,007,544	43.14	\$270,487	\$4,049,043
Construction and building materials (other than metal and wood).....	33	260	231	29	520,013	924,398	665,753	3,969,205	.51	2,236,118	56.34	17,060	695,960
Lumber and millwork.....	48	509	410	99	1,453,567	2,568,300	4,476,257	43,412,236	5.40	17,771,426	41.90	261,827	3,953,077
Lumber.....	40	440	356	84	1,242,617	2,107,122	4,179,470	38,400,078		15,919,840		123,140	3,736,174
Lumber and millwork.....	6	(x)	(x)	(x)	(x)	(x)	(x)	(x)		(x)		(x)	(x)
Millwork.....	2	(x)	(x)	(x)	(x)	(x)	(x)	(x)		(x)		(x)	(x)
Machinery, equipment, and supplies (except electrical).....	104	1,331	1,104	227	2,804,885	5,324,707	5,441,613	23,803,945	3.08	15,591,897	65.50	250,200	7,399,302
Commercial equipment and supplies.....	25	275	213	62	479,936	919,418	905,629	3,526,976	.46	3,006,823	85.25	5,430	2,142
Construction machinery.....	2	(x)	(x)	(x)	(x)	(x)	(x)	(x)		(x)		(x)	(x)
Farm machinery and equipment.....	7	102	84	18	199,457	384,709	413,284	1,814,805	.23	1,746,726	96.19	31,339	584,475
Manufacturing, mining, and drilling machinery, equipment, and supplies.....	71	512	418	94	1,136,240	2,020,314	1,807,310	8,913,525	1.15	6,169,337	69.21	148,854	3,955,700
Professional equipment and supplies.....	28	159	121	38	274,054	462,371	432,251	1,959,112	.25	805,362	41.11	39,428	1,000
Dental supplies and equipment.....	18	90	70	20	169,242	268,257	205,609	1,271,541		451,263		5,600	
School equipment and supplies.....	1	(x)	(x)	(x)	(x)	(x)	(x)	(x)		(x)			
Scientific and laboratory equipment and supplies.....	1	(x)	(x)	(x)	(x)	(x)	(x)	(x)		(x)			
Surgical, medical, and hospital equipment and supplies.....	8	46	32	14	75,106	150,081	127,096	579,086		274,966		33,828	1,000
Service equipment and supplies.....	20	168	131	37	340,014	700,884	475,435	2,790,661	.36	1,964,364	70.39	25,206	206,087
Barber and beauty parlor equipment and supplies.....	8	(x)	(x)	(x)	(x)	(x)	(x)	(x)		(x)		(x)	(x)
Fire protection equipment.....	2	(x)	(x)	(x)	(x)	(x)	(x)	(x)		(x)		(x)	(x)
Janitors' equipment and supplies.....	2	(x)	(x)	(x)	(x)	(x)	(x)	(x)		(x)		(x)	(x)
Laundry equipment and supplies.....	3	26	19	7	66,660	141,898	144,725	666,006		666,000			
Service equipment and supplies (general line).....	1	(x)	(x)	(x)	(x)	(x)	(x)	(x)		(x)		(x)	(x)
Shoe repairers' equipment and supplies.....	1	(x)	(x)	(x)	(x)	(x)	(x)	(x)		(x)		(x)	(x)
Undertakers' supplies.....	1	(x)	(x)	(x)	(x)	(x)	(x)	(x)		(x)		(x)	(x)
Upholsterers' supplies.....	2	(x)	(x)	(x)	(x)	(x)	(x)	(x)		(x)		(x)	(x)
Transportation equipment and supplies.....	11	134	100	25	290,292	535,467	1,198,817	3,879,609	.50	1,100,280	28.36		2,010,988
Metals and minerals (except petroleum and scrap).....	23	373	331	42	777,479	1,302,590	1,622,800	7,930,666	1.03	6,075,896	76.55	45,762	6,355,167
Coal.....	1	(x)	(x)	(x)	(x)	(x)	(x)	(x)		(x)		(x)	(x)
Iron and steel (except scrap).....	17	302	268	34	635,391	905,846	1,108,148	5,708,803	.74	3,940,201	69.02	45,762	4,458,715
Iron and steel (except scrap).....	4	70	62	8	156,590	262,920	225,718	1,410,310		1,049,256			1,171,514
Iron and steel products (not elsewhere classified).....	13	232	206	26	472,801	732,926	942,430	4,289,493		2,890,945		45,762	3,287,201
Metals and metal work (other than iron and steel).....	5	61	53	8	123,023	279,851	407,893	1,992,519	.26	1,915,115	96.12		1,896,452
Paper and paper products.....	20	810	630	180	1,571,973	2,698,374	3,006,510	26,934,632	3.48	23,251,280	86.33	62,188	6,421,895
Paper and paper products (general line).....	11	509	415	91	1,011,393	1,567,124	1,988,212	14,166,336	1.83	13,641,510	96.36	8,874	6,420,895
Paper and paper products (specialty, other than specified).....	5	64	51	13	169,803	364,707	238,785	9,313,425	1.20	9,250,175	99.32		
Stationery and stationery supplies.....	10	203	137	66	318,119	579,264	639,420	2,889,271	.37	135,009	4.68	63,314	1,000
Wall paper.....	3	37	27	10	82,598	187,189	240,162	575,500	.07	224,496	39.01		
Petroleum and petroleum products.....	16	167	147	20	448,546	2,703,669	355,318	16,080,639	1.95	6,056,610	40.14		1,210,213
Crude oil.....	2	(x)	(x)	(x)	(x)	(x)	(x)	(x)		(x)		(x)	(x)
Fuel oil.....	1	(x)	(x)	(x)	(x)	(x)	(x)	(x)		(x)		(x)	(x)
Lubricating oils and greases.....	5	68	62	6	111,813	251,805	126,088	575,801		479,911			72,459
Petroleum and petroleum products (general line).....	5	43	36	7	165,379	2,145,151	70,107	8,910,782	1.15				
Other petroleum and petroleum products.....	3	24	21	3	87,208	100,068	154,023	744,544		735,997			170,944
Plumbing and heating equipment and supplies.....	37	766	642	124	1,520,748	2,962,410	2,960,262	15,386,507	1.99	11,817,012	76.80	145,200	3,908,469
Plumbing equipment and supplies.....	30	746	625	121	1,484,059	2,848,560	2,900,148	14,754,272	1.91	11,068,543	79.09	85,000	3,805,077
Pipe, valves, and fittings.....	7	(x)	(x)	(x)	(x)	(x)	(x)	(x)		(x)		(x)	(x)
Plumbing and heating equipment and supplies (general line).....	21	581	486	95	1,162,936	2,243,675	2,427,447	11,321,284		8,502,250			2,234,558
Other plumbing and heating equipment and supplies.....	2	(x)	(x)	(x)	(x)	(x)	(x)	(x)		(x)		(x)	(x)
Heating equipment and supplies.....	7	20	17	3	42,689	113,850	60,114	632,235	.08	148,469	23.48	60,200	103,892
Tobacco and tobacco products (except leaf).....	26	383	307	76	679,413	2,251,365	1,733,914	42,969,747	5.56	37,530,453	87.40	100,508	
All other.....	81	721	497	224	1,550,011	2,955,394	3,408,075	46,724,146	6.04	17,458,896	37.37	34,797	3,360,304
Books, periodicals, and newspapers.....	10	178	104	74	357,329	776,795	667,632	2,821,158	.36	2,182,546	77.36	800	
Oils and greases (animal and vegetable).....	2	(x)	(x)	(x)	(x)	(x)	(x)	(x)		(x)		(x)	(x)
Rubber goods (general line).....	2	(x)	(x)	(x)	(x)	(x)	(x)	(x)		(x)		(x)	(x)

CENSUS OF DISTRIBUTION

TABLE 2.—WHOLESALEERS ONLY, BY KIND OF BUSINESS—Continued

[An (x) in column indicates that the amounts must be withheld to avoid disclosures of individual operations, but they are included in the totals]

KIND OF BUSINESS (Establishments classified by major lines of merchandise)	Number of establishments	NUMBER OF EMPLOYEES (proprietors not included)			SALARIES AND WAGES	TOTAL EXPENSES (including salaries and wages)	STOCKS ON HAND, END OF YEAR (at cost)	NET SALES		CREDIT SALES		SALES TO ULTIMATE CONSUMERS (at retail)	SALES TO INDUSTRIAL CONSUMERS
		Total	Male	Female				Amount	Per cent of total	Amount	Per cent of net sales		
SAN FRANCISCO—Continued													
All other—Continued.													
Textiles and textile materials (other than dry goods)	18	67	45	22	\$162,104	\$343,700	\$583,658	\$4,490,444	0.58	\$1,721,262	38.33	\$11,810	\$670,895
Bags and bagging	5	15	9	6	15,997	61,546	125,069	1,638,246	-----	20,142	-----	-----	5,426
Cordage and twine	3	14	8	6	55,193	101,530	214,731	1,405,487	-----	955,361	-----	-----	-----
Textiles and textile materials (general line)	6	(x)	(x)	(x)	(x)	(x)	(x)	(x)	-----	(x)	-----	(x)	(x)
Other textiles (exclusive of dry goods)	4	(x)	(x)	(x)	(x)	(x)	(x)	(x)	-----	(x)	-----	(x)	(x)
Miscellaneous kinds of business	49	360	253	113	756,702	1,255,441	1,548,254	33,914,787	4.39	8,905,108	20.52	22,687	373,980

OAKLAND (pop. 284,063)

Total	281	3,215	2,783	462	\$5,747,094	\$10,325,717	\$8,018,284	\$71,237,331	100.00	\$47,018,134	66.01	\$521,181	\$5,116,476
Types of wholesalers:													
Wholesale merchants	254	3,031	2,634	447	5,478,049	9,851,070	8,097,875	66,634,604	93.55	45,514,541	68.30	521,181	5,080,976
Limited function wholesalers:													
Cash-and-carry	16	97	95	2	203,079	346,124	396,823	4,061,929	5.70	1,278,021	31.49	-----	-----
Wagon distributors	5	81	80	1	161,733	277,926	393,605	3,699,151	5.19	1,244,001	33.63	-----	-----
	11	16	15	1	41,346	68,198	3,218	392,778	.51	34,020	9.38	-----	-----
Supply and machinery distributors	11	37	34	3	65,386	127,917	123,586	530,738	.75	225,572	42.50	-----	29,600
Amusement and sporting goods	3	(x)	(x)	(x)	(x)	(x)	(x)	(x)	-----	(x)	-----	(x)	-----
Automotive	23	221	195	20	422,009	746,787	587,501	4,178,235	5.87	1,680,067	40.21	83,073	40,692
Automobiles and other motor vehicles	2	(x)	(x)	(x)	(x)	(x)	(x)	(x)	-----	(x)	-----	(x)	-----
Automotive equipment	11	126	109	17	240,971	443,103	418,319	1,812,855	2.55	1,422,017	78.44	41,546	29,000
Automobile parts (new and used)	8	55	47	8	116,630	185,170	137,658	682,543	.82	254,350	43.06	12,420	11,692
Tires and tubes	2	(x)	(x)	(x)	(x)	(x)	(x)	(x)	-----	(x)	-----	(x)	-----
Chemicals, drugs, and allied products	9	104	85	10	187,029	290,387	481,038	1,989,036	2.79	1,685,958	84.76	12,500	60,938
Dry goods and apparel	8	(x)	(x)	(x)	(x)	(x)	(x)	(x)	-----	(x)	-----	(x)	(x)
Electrical	15	187	165	22	435,555	904,013	463,356	4,601,629	6.46	3,821,802	83.05	15,000	1,123,425
Electrical goods (including appliances)	6	109	96	10	218,063	479,238	209,345	2,033,492	2.85	1,663,111	81.79	15,000	1,116,925
Electrical equipment and supplies	3	(x)	(x)	(x)	(x)	(x)	(x)	(x)	-----	(x)	-----	(x)	-----
Radios and radio equipment	5	40	33	7	140,013	204,253	184,144	1,837,550	2.58	1,460,920	79.50	-----	-----
Refrigerators	1	(x)	(x)	(x)	(x)	(x)	(x)	(x)	-----	(x)	-----	(x)	(x)
Farm products (not elsewhere specified)	8	(x)	(x)	(x)	(x)	(x)	(x)	(x)	-----	(x)	-----	(x)	(x)
Farm supplies (except machinery and equipment)	1	(x)	(x)	(x)	(x)	(x)	(x)	(x)	-----	(x)	-----	(x)	(x)
Food products (not elsewhere specified)	66	997	886	112	1,690,225	2,803,477	562,387	20,588,519	28.91	11,299,507	54.88	169,711	-----
Confectionery and soft drinks	15	(x)	(x)	(x)	(x)	(x)	(x)	(x)	-----	(x)	-----	(x)	-----
Dairy products	9	527	488	39	959,693	1,387,863	40,867	6,817,248	8.87	1,035,171	17.18	44,881	-----
Poultry and poultry products	6	125	96	29	139,935	200,560	113,010	1,890,805	2.65	1,795,395	94.95	5,300	-----
Dairy and poultry products	1	(x)	(x)	(x)	(x)	(x)	(x)	(x)	-----	(x)	-----	(x)	-----
Fish and sea foods	4	39	32	7	72,971	113,163	15,078	644,499	.90	616,071	95.78	9,741	-----
Fruits and vegetables (fresh)	25	209	181	28	359,660	797,131	227,244	7,691,740	10.80	5,233,300	68.04	-----	-----
Meats and meat products	6	51	47	4	97,056	188,975	75,056	2,242,067	3.16	2,242,067	81.50	103,211	-----
Furniture and house furnishings	4	100	79	30	210,174	366,369	536,018	1,607,593	2.26	1,601,590	99.03	500	1,000
Groceries and food specialties	22	334	336	48	622,443	1,317,683	1,054,813	15,714,670	22.06	10,743,827	68.37	17,660	-----
Groceries (general line)	9	293	258	35	464,439	997,507	969,730	12,294,500	17.26	9,374,770	76.25	12,000	-----
Food and grocery specialties	13	91	78	13	158,004	320,176	145,083	3,420,170	4.80	1,369,051	40.03	5,660	-----
Hardware	6	78	64	14	165,728	234,913	293,720	965,273	1.36	535,962	55.52	2,000	87,023
Iron and steel scrap and other waste materials	23	224	176	48	363,766	587,920	249,417	3,340,398	4.69	1,742,045	52.15	-----	1,361,960
Iron and steel scrap	7	(x)	(x)	(x)	(x)	(x)	(x)	(x)	-----	(x)	-----	(x)	(x)
Junk and scrap	20	184	141	43	295,855	445,658	151,798	2,250,415	3.16	1,302,711	57.89	-----	1,060,355
Waste rubber, rags, and paper	1	(x)	(x)	(x)	(x)	(x)	(x)	(x)	-----	(x)	-----	(x)	(x)
Jewelry and optical goods	3	19	15	4	21,498	41,278	10,587	108,180	.15	89,402	82.64	-----	-----
Leather and leather goods (except gloves and shoes)	5	11	10	1	14,434	40,806	140,989	388,356	.55	195,647	50.38	150	-----
Lumber and building materials (other than metal)	18	230	223	13	410,886	808,036	822,687	4,110,989	5.78	3,400,366	84.05	50,210	600,516
Construction and building materials (other than metal and wood)	12	174	166	8	301,955	595,809	418,313	2,830,901	3.97	2,401,773	84.84	15,768	247,863
Lumber and millwork	6	62	57	5	117,931	212,827	404,374	1,286,088	1.81	1,058,593	82.31	40,442	258,963
Machinery, equipment, and supplies (except electrical)	20	100	93	16	200,830	393,700	424,820	1,852,905	2.60	990,595	53.95	-----	20,600
Metals and minerals (except petroleum and scrap)	7	(x)	(x)	(x)	(x)	(x)	(x)	(x)	-----	(x)	-----	(x)	(x)
Paper and paper products	11	(x)	(x)	(x)	(x)	(x)	(x)	(x)	-----	(x)	-----	(x)	(x)
Petroleum and petroleum products	3	5	5	-----	3,724	4,868	3,500	47,072	.07	34,000	71.32	-----	-----
Plumbing and heating equipment and supplies	11	168	137	31	361,220	614,633	797,777	3,681,479	5.17	2,843,288	77.23	60,000	535,159
Tobacco and tobacco products (except leaf)	5	44	35	9	88,784	152,302	141,635	3,231,879	4.54	2,419,110	74.86	800	-----
All other	5	32	21	11	48,872	78,352	50,919	482,456	.68	152,182	31.54	-----	-----

WHOLESALE DISTRIBUTION—CALIFORNIA: 1929

207

TABLE 2.—WHOLESALESALE ONLY, BY KIND OF BUSINESS—Continued

[An (x) in column indicates that the amounts must be withheld to avoid disclosure of individual operations, but they are included in the totals]

KIND OF BUSINESS (Establishments classified by major lines of merchandise)	Number of establishments	NUMBER OF EMPLOYEES (proprietors not included)			SALARIES AND WAGES	TOTAL EXPENSES (including salaries and wages)	STOCKS ON HAND, END OF YEAR (at cost)	NET SALES		CREDIT SALES		SALES TO ULTIMATE CONSUMERS (at retail)	SALES TO INDUSTRIAL CONSUMERS
		Total	Male	Female				Amount	Per cent of total	Amount	Per cent of net sales		
SAN DIEGO (pop. 147,995)													
Total.....	151	1,846	1,661	185	\$3,139,803	\$5,077,876	\$4,942,433	\$39,710,730	100.00	\$25,942,167	65.33	\$2,021,005	\$1,866,714
Types of wholesalers:													
Wholesale merchants.....	142	1,627	1,402	165	2,747,636	4,882,352	4,847,392	35,845,079	90.27	23,538,333	65.67	1,005,524	1,713,714
Limited function wholesalers.....	5	(x)	(x)	(x)	(x)	(x)	(x)	(x)	(x)	(x)	(x)	(x)	(x)
Cash and carry.....	1	(x)	(x)	(x)	(x)	(x)	(x)	(x)	(x)	(x)	(x)	(x)	(x)
Wagon distributors.....	4	196	179	17	365,307	727,967	63,612	3,520,739	8.88	2,109,108	59.80	920,671	(x)
Supply and machinery distributors.....	4	(x)	(x)	(x)	(x)	(x)	(x)	(x)	(x)	(x)	(x)	(x)	(x)
Automotive.....	14	155	134	21	259,964	411,615	374,379	1,025,270	(x)	536,580	(x)	36,244	11,347
Chemicals, drugs, and allied products.....	5	100	95	11	156,067	246,754	355,471	1,787,540	(x)	1,481,260	(x)	14,900	150,368
Dry goods and apparel.....	3	6	5	(x)	7,939	13,344	20,452	121,547	.31	109,242	80.88	(x)	10,140
Electrical.....	7	(x)	(x)	(x)	(x)	(x)	(x)	(x)	(x)	(x)	(x)	(x)	(x)
Farm products (not elsewhere specified).....	6	13	13	(x)	13,704	28,019	4,035	91,804	.23	45,530	40.50	1,760	(x)
Farm supplies (except machinery and equipment).....	3	15	14	1	4,019	51,515	39,904	551,088	1.39	270,000	48.90	110,000	(x)
Food products (not elsewhere specified).....	38	487	442	45	851,193	1,666,005	213,720	11,159,936	28.10	8,084,109	72.44	985,089	(x)
Confectionery and soft drinks.....	4	11	11	(x)	21,519	51,360	17,584	201,925	.74	156,001	53.75	(x)	(x)
Dairy products.....	2	(x)	(x)	(x)	(x)	(x)	(x)	(x)	(x)	(x)	(x)	(x)	(x)
Poultry and poultry products.....	3	14	10	4	22,064	47,067	22,751	946,804	1.63	210,159	33.42	(x)	(x)
Fish and sea foods.....	9	44	37	7	33,800	194,896	20,290	1,002,072	2.76	1,013,592	92.81	34,618	(x)
Fruits and vegetables (fresh).....	15	118	110	8	199,743	339,130	78,434	3,199,341	8.00	2,167,332	67.74	(x)	(x)
Meats and meat products.....	5	(x)	(x)	(x)	(x)	(x)	(x)	(x)	(x)	(x)	(x)	(x)	(x)
Furniture and house furnishings.....	1	(x)	(x)	(x)	(x)	(x)	(x)	(x)	(x)	(x)	(x)	(x)	(x)
Groceries and food specialties.....	17	311	267	44	512,904	892,035	1,406,503	11,603,302	29.22	4,853,043	41.83	2,269	210,327
Groceries (general line).....	8	240	207	39	374,314	652,685	1,242,747	9,601,647	24.18	3,243,286	33.78	(x)	(x)
Food and grocery specialties.....	9	65	60	5	138,590	239,350	223,756	2,001,655	5.04	1,610,357	80.45	2,269	210,327
Hardware.....	4	118	107	11	223,561	350,905	510,930	2,266,343	5.70	2,181,961	90.32	182,000	270,000
Iron and steel scrap and other waste materials.....	10	18	17	1	27,453	54,367	53,193	431,162	1.09	81,400	18.88	12,000	20,400
Jewelry and optical goods.....	1	(x)	(x)	(x)	(x)	(x)	(x)	(x)	(x)	(x)	(x)	(x)	(x)
Leather and leather goods (except gloves and shoes).....	2	(x)	(x)	(x)	(x)	(x)	(x)	(x)	(x)	(x)	(x)	(x)	(x)
Lumber and building materials (other than metal).....	14	335	320	15	607,876	989,150	1,119,124	8,521,678	8.87	3,152,495	39.52	527,075	334,450
Construction and building materials (other than metal and wood).....	8	105	97	9	173,905	320,119	295,465	1,323,204	3.33	1,127,856	85.24	207,591	194,920
Lumber and millwork.....	6	229	223	6	433,971	669,031	823,659	2,198,474	5.54	2,024,639	92.00	319,484	139,530
Machinery, equipment, and supplies (except electrical).....	9	54	45	9	75,418	158,400	144,090	767,900	1.93	664,406	86.52	25,810	153,000
Commercial equipment and supplies.....	3	26	20	6	37,982	74,630	75,183	297,600	.75	260,400	87.49	(x)	(x)
Manufacturing, mining and drilling machinery, equipment, and supplies.....	4	22	19	3	27,720	64,307	31,370	330,912	.83	294,720	89.06	25,810	153,000
Professional equipment and supplies.....	1	(x)	(x)	(x)	(x)	(x)	(x)	(x)	(x)	(x)	(x)	(x)	(x)
Service equipment and supplies.....	1	(x)	(x)	(x)	(x)	(x)	(x)	(x)	(x)	(x)	(x)	(x)	(x)
Metals and minerals (except petroleum and scrap).....	1	(x)	(x)	(x)	(x)	(x)	(x)	(x)	(x)	(x)	(x)	(x)	(x)
Paper and paper products.....	3	35	30	5	55,004	97,350	67,402	610,029	1.54	484,324	79.39	15,424	163,687
Petroleum and petroleum products.....	4	14	14	(x)	22,494	55,497	10,269	263,451	.66	179,244	68.04	2,000	8,100
Plumbing and heating equipment and supplies.....	3	47	40	7	107,606	230,779	197,609	1,122,292	2.83	1,101,071	98.16	(x)	96,850
Tobacco and tobacco products (except leaf).....	4	23	19	4	33,134	68,199	89,552	1,385,798	3.49	881,277	63.69	(x)	1,200
All other.....	2	(x)	(x)	(x)	(x)	(x)	(x)	(x)	(x)	(x)	(x)	(x)	(x)

LONG BEACH (pop. 142,032)

Total.....	102	947	878	69	\$1,630,400	\$3,026,187	\$2,204,200	\$24,721,657	100.00	\$11,596,430	46.91	\$592,631	\$1,911,500
Types of wholesalers:													
Wholesale merchants.....	73	677	517	60	950,471	1,767,830	1,510,820	12,679,274	60.88	7,166,992	60.00	69,186	940,352
Limited function wholesalers.....	22	343	334	9	627,650	1,158,698	340,175	9,113,713	36.87	1,667,251	18.29	441,420	3,000
Cash and carry.....	13	54	51	3	100,994	178,030	301,249	5,509,374	22.25	246,000	4.47	(x)	3,000
Wagon distributors.....	9	289	283	6	526,656	980,638	38,926	3,613,339	14.62	1,421,251	39.33	441,420	(x)
Supply and machinery distributors.....	7	27	27	(x)	61,279	100,689	353,202	8,028,670	12.25	2,772,193	91.53	82,025	962,157
Automotive.....	9	50	44	6	79,577	171,647	145,335	753,089	3.05	384,804	51.10	40,682	2,500
Chemicals, drugs, and allied products.....	1	(x)	(x)	(x)	(x)	(x)	(x)	(x)	(x)	(x)	(x)	(x)	(x)
Dry goods and apparel.....	1	(x)	(x)	(x)	(x)	(x)	(x)	(x)	(x)	(x)	(x)	(x)	(x)
Electrical.....	3	(x)	(x)	(x)	(x)	(x)	(x)	(x)	(x)	(x)	(x)	(x)	(x)
Food products (not elsewhere specified).....	23	426	412	13	769,883	1,382,614	284,927	8,704,832	35.21	3,036,254	34.88	441,420	3,000
Furniture and house furnishings.....	1	(x)	(x)	(x)	(x)	(x)	(x)	(x)	(x)	(x)	(x)	(x)	(x)
Groceries and food specialties.....	18	71	66	5	106,993	217,514	311,064	3,235,357	13.09	829,206	25.63	(x)	(x)
Groceries (general line).....	13	41	38	3	57,779	118,145	181,389	2,551,593	10.32	393,642	15.62	(x)	(x)
Food and grocery specialties.....	5	30	28	2	49,214	99,369	129,675	683,764	2.77	430,564	62.97	(x)	(x)
Hardware.....	1	(x)	(x)	(x)	(x)	(x)	(x)	(x)	(x)	(x)	(x)	(x)	(x)
Iron and steel scrap and other waste materials.....	4	14	12	2	26,035	59,796	12,646	298,050	1.21	104,850	35.18	(x)	(x)
Jewelry and optical goods.....	2	(x)	(x)	(x)	(x)	(x)	(x)	(x)	(x)	(x)	(x)	(x)	(x)

1 Includes 1 exporter and 1 importer.

CENSUS OF DISTRIBUTION

TABLE 2.—WHOLESALE ONLY, BY KIND OF BUSINESS—Continued

[An (x) in column indicates that the amounts must be withheld to avoid disclosure of individual operations, but they are included in the totals]

KIND OF BUSINESS (Establishments classified by major lines of merchandise)	Number of establishments	NUMBER OF EMPLOYEES (proprietors not included)			SALARIES AND WAGES	TOTAL EXPENSES (including salaries and wages)	STOCKS ON HAND, END OF YEAR (at cost)	NET SALES		CREDIT SALES		SALES TO ULTIMATE CONSUMERS (at retail)	SALES TO INDUSTRIAL CONSUMERS
		Total	Male	Female				Amount	Per cent of total	Amount	Per cent of net sales		
		(x)	(x)	(x)				(x)	(x)	(x)	(x)		
LONG BEACH—Continued													
Leather and leather goods (except gloves and shoes)	1	(x)	(x)	(x)	(x)	(x)	(x)	(x)	(x)	(x)	(x)		
Lumber and building materials (other than metal)	4	81	78	3	\$144,458	\$258,626	\$111,942	\$1,166,095	4.72	\$780,204	66.91	\$16,528	\$16,051
Machinery, equipment, and supplies (except electrical)	9	30	30		65,499	116,490	363,180	3,088,448	12.49	2,821,867	91.37	82,025	902,157
Metals and minerals (except petroleum and scrap)	1	(x)	(x)	(x)	(x)	(x)	(x)	(x)	(x)	(x)	(x)		
Paper and paper products	2	(x)	(x)	(x)	(x)	(x)	(x)	(x)	(x)	(x)	(x)		
Petroleum and petroleum products	6	57	54	3	64,648	145,444	36,095	2,253,587	9.12	621,221	27.57		
Plumbing and heating equipment and supplies	4	47	40	7	94,238	186,316	116,448	1,000,708	4.05	737,917	73.74	1,500	569,405
Tobacco and tobacco products (except leaf)	3	13	12	1	23,013	29,903	45,560	1,588,939	6.43	6,000	.38		
All other	4	21	16	5	42,112	54,542	24,069	245,855	.99	17,161	6.99		12,000

TABLE 3.—WHOLESALE TRADE, BY KIND OF BUSINESS

[An (x) in column indicates that the amounts must be withheld to avoid disclosure of individual operations, but they are included in the totals]

KIND OF BUSINESS (Establishments classified by major lines of merchandise)	Number of establishments	NUMBER OF EMPLOYEES (proprietors not included)			SALARIES AND WAGES	TOTAL EXPENSES (including salaries and wages)	STOCKS ON HAND, END OF YEAR (at cost)	NET SALES		CREDIT SALES		SALES TO ULTIMATE CONSUMERS (at retail)	SALES TO INDUSTRIAL CONSUMERS
		Total	Male	Female				Amount	Per cent of total	Amount	Per cent of net sales		
		(x)	(x)	(x)				(x)	(x)	(x)	(x)		
THE STATE													
Total	9,751	123,053	100,737	22,316	\$219,909,180	\$443,149,343	\$435,347,129	\$4,150,323,157	100.00	\$2,303,959,099	56.84	\$49,009,330	\$651,065,517
Wholesalers, only	5,100	62,045	51,536	10,509	115,065,968	228,617,390	211,092,296	1,861,883,034	44.77	1,166,885,721	62.67	36,315,235	234,418,704
Assemblers and country buyers	650	15,305	11,400	3,905	14,963,176	31,539,589	4,222,369	233,027,237	5.00	36,790,134	15.79	333,715	
All other types of wholesale establishments	3,995	45,703	37,801	7,902	89,880,042	182,992,364	220,532,464	2,064,412,880	49.63	1,100,283,244	56.20	13,200,380	410,646,813
Amusement and sporting goods	147	1,742	1,182	560	3,288,002	6,435,154	4,615,990	47,526,703	1.14	24,859,144	52.29	891,190	7,392,513
Amusement and sporting goods (except cameras and motion-picture equipment and supplies)	87	906	697	212	1,530,705	3,159,803	3,314,468	16,471,689	.39	9,845,769	59.77	883,027	5,000
Amusement equipment and supplies	4	30	27	3	59,042	126,382	106,866	1,022,000		821,672		8,106	
Bicycles and supplies	3	27	20	7	59,491	88,080	123,410	554,750		529,550		3,700	
Billiards, bowling equipment, and supplies	0	151	122	29	243,322	591,558	334,073	1,754,406		1,704,130			
Sporting goods (general line)	41	458	337	121	772,251	1,585,763	1,062,098	8,977,189		4,069,099		855,624	5,000
Toys, novelties, and fireworks	33	243	191	52	309,689	767,424	788,021	4,163,287		2,724,318		15,693	
Cameras and motion-picture equipment and supplies	60	833	485	348	1,757,267	3,275,851	1,801,522	31,055,014	.75	15,007,375	48.33	8,163	7,377,513
Cameras and photographic supplies	11	184	124	60	373,049	752,412	962,106	12,062,290		11,869,620		5,693	5,468,140
Moving-picture apparatus	11	66	50	10	117,246	184,415	121,531	794,419		839,613		600	143,078
Moving-picture films	38	583	305	278	1,266,972	2,338,524	217,885	18,258,305		2,810,142			1,776,298
Automotive	462	5,806	4,857	749	11,413,209	23,052,469	19,020,530	180,056,577	3.85	51,261,251	32.03	18,201,796	4,977,797
Automobiles and other motor vehicles	43	1,845	1,450	395	3,605,704	7,976,444	6,435,901	85,320,533	2.05	945,855	1.11	17,201,602	
Automobiles and other motor vehicles (general line)	6	194	173	21	440,770	864,700	548,483	8,153,405				1,625,972	
Automobiles (new and used)	24	1,335	1,181	154	2,932,468	6,075,136	5,430,509	74,655,663				14,813,554	
Automobiles (used)	7	12	10	2	23,160	45,384	17,337	284,213				49,013	
Trucks and tractors	6	104	95	9	209,306	391,224	441,572	2,236,252		945,855		712,063	
Automotive equipment	196	2,111	1,812	299	4,078,400	7,566,129	5,863,407	32,252,219	.78	22,632,309	71.10	511,979	2,697,791
Automotive accessories	42	303	269	37	662,296	1,408,454	614,227	5,586,772		3,843,388		50,401	176,406
Automotive equipment (general line)	134	1,218	1,043	175	2,196,969	3,832,624	3,015,192	18,032,552		12,539,735		334,053	2,294,385
Automotive equipment (specialty lines)	20	500	503	87	1,219,234	2,325,051	1,638,988	8,582,865		6,549,186		127,525	137,000
Automobile parts (new and used)	172	1,168	1,012	156	2,067,797	3,686,056	3,530,452	14,169,375	.34	9,132,003	64.45	331,478	1,470,301
Automobile parts (new)	164	1,065	923	142	1,874,578	3,397,552	3,260,479	12,861,241		8,158,004		289,423	1,440,740
Automobile parts (used)	8	103	89	14	193,219	288,504	269,973	1,318,034		974,659		42,055	29,021
Tires and tubes	51	682	574	108	1,061,308	3,820,340	3,135,770	28,304,950	.68	18,250,094	64.45	240,837	899,615
Chemicals, drugs, and allied products	400	5,694	4,324	1,370	11,054,849	28,733,069	22,038,205	157,803,447	3.79	121,495,109	76.99	987,504	32,495,391
Chemicals	119	909	750	159	2,100,734	4,779,136	3,286,033	44,453,040	1.07	35,683,153	80.27	380,650	24,313,553
Chemicals (industrial)	51	482	392	90	1,173,793	2,067,988	2,476,850	28,215,837		24,424,054		106,200	16,483,886
Dye stuffs	6	22	17	5	48,284	129,515	63,434	757,965		540,363		20,551	312,113
Dyes, dry cleaning supplies, and allied products	2	(x)	(x)	(x)	(x)	(x)	(x)	(x)		(x)			(x)
Explosives	7	70	60	10	228,214	856,357	164,935	6,351,833		3,161,187		95,776	6,167,403
Insecticides	10	53	48	5	104,802	252,149	95,732	917,994		527,991		158,553	
Naval stores	1	(x)	(x)	(x)	(x)	(x)	(x)	(x)		(x)			(x)
Other chemicals	42	267	230	37	535,867	1,459,880	479,852	7,778,169		6,659,847		8,270	1,250,161

TABLE 3.—WHOLESALE TRADE, BY KIND OF BUSINESS—Continued

[An (x) in column indicates that the amounts must be withheld to avoid disclosure of individual operations, but they are included in the totals]

KIND OF BUSINESS (Establishments classified by major lines of merchandise)	Number of establishments	NUMBER OF EMPLOYEES (proprietors not included)			SALARIES AND WAGES	TOTAL EXPENSES (including salaries and wages)	STOCKS ON HAND, END OF YEAR (at cost)	NET SALES		CREDIT SALES		SALES TO ULTIMATE CONSUMERS (at retail)	SALES TO INDUSTRIAL CONSUMERS
		Total	Male	Female				Amount	Per cent of total	Amount	Per cent of net sales		
THE STATE—Continued													
Chemicals, drugs, and allied products—Continued													
Drugs and drug sundries (general line) ..	41	2,417	1,798	619	\$4,117,234	\$7,701,105	\$10,320,716	\$67,250,846	1.02	\$47,914,058	71.24	\$100	\$275,059
Drugs and drug sundries (specialty).....	79	596	423	173	1,335,087	3,192,250	2,802,619	13,781,627	.33	10,015,767	72.67	47,301	406,267
Drugs.....	25	184	137	47	362,957	504,031	364,005	3,044,714	-----	1,251,926	-----	8,840	104,802
Drug sundries.....	13	69	50	19	162,032	310,360	301,719	2,098,698	-----	813,373	-----	6,000	-----
Patent medicines.....	17	125	71	54	352,425	1,441,507	425,747	3,395,635	-----	3,111,687	-----	6,500	-----
Rubber goods (druggists').....	7	147	112	35	291,172	554,268	302,643	3,910,226	-----	3,802,108	-----	12,000	361,465
Sanitary supplies, insecticides, etc.....	2	(x)	(x)	(x)	(x)	(x)	(x)	(x)	-----	(x)	-----	-----	-----
Whiskey.....	3	(7)	(x)	(x)	(x)	(x)	(x)	(x)	-----	(x)	-----	-----	-----
Other alcoholic beverages.....	9	58	41	17	147,629	328,630	815,806	1,170,356	-----	807,451	-----	10,001	-----
Paints, varnishes, lacquers, and enamels.....	120	1,417	1,141	276	2,720,354	5,613,834	4,864,828	22,888,009	.55	18,806,121	82.50	488,077	7,091,672
Toilet articles and preparations.....	41	355	212	143	781,440	2,356,744	754,100	9,422,065	.22	8,085,410	85.37	62,376	348,210
Toilet articles.....	4	4	4	-----	10,040	22,192	40,900	212,344	-----	120,000	-----	2,000	-----
Toilet preparations.....	37	351	208	143	770,500	2,334,552	704,110	9,209,721	-----	8,865,410	-----	60,376	346,010
Dry goods and apparel.....	764	5,164	3,614	1,550	10,361,216	20,207,125	25,406,100	105,790,768	4.71	151,303,464	77.30	605,116	25,469,589
Clothing and furnishings (other than millinery and footwear).....	347	2,249	1,651	598	4,754,252	9,350,698	11,749,860	84,420,468	2.03	63,062,233	75.70	53,351	172,635
Clothing (general line).....	4	20	10	7	54,226	112,319	121,324	952,715	-----	787,421	-----	-----	-----
Clothing and furnishings.....	15	184	149	35	471,230	1,018,282	2,493,307	8,782,169	-----	7,870,347	-----	-----	-----
Clothing, men's and boys'.....	40	241	196	45	439,070	803,614	1,051,555	9,051,950	-----	4,115,187	-----	10,508	11,134
Clothing (secondhand).....	1	(x)	(x)	(x)	(x)	(x)	(x)	(x)	-----	(x)	-----	-----	(x)
Clothing, women's and children's.....	91	587	367	220	1,129,050	2,297,410	1,031,159	23,364,952	-----	18,038,786	-----	3,050	10,110
Furnishings (general line).....	27	100	75	25	222,591	434,290	624,608	5,070,780	-----	4,560,367	-----	4,393	8,000
Furnishings, men's and boys'.....	58	497	390	101	1,090,368	2,214,538	2,490,990	14,825,474	-----	12,656,932	-----	607	125,000
Furnishings, women's and children's.....	50	287	194	93	629,165	1,128,535	1,544,364	6,830,700	-----	6,336,400	-----	-----	840
Furs and fur clothing.....	10	50	32	18	117,910	260,914	395,789	2,090,335	-----	1,573,848	-----	16,500	6,406
Hats and caps.....	9	89	73	16	166,670	325,144	244,199	1,005,603	-----	6,201,205	-----	3,443	-----
Hosiery.....	32	170	139	37	422,347	726,118	924,900	7,980,872	-----	6,201,205	-----	-----	-----
Other clothing and furnishings.....	1	(x)	(x)	(x)	(x)	(x)	(x)	(x)	-----	(x)	-----	-----	(x)
Dry goods (general line).....	74	1,004	600	404	1,548,802	2,935,350	3,004,270	26,324,292	.63	21,539,676	81.82	31,781	1,070,748
Dry goods (specialty other than specified).....	23	51	41	10	83,815	170,568	158,842	2,090,897	.06	1,125,018	41.81	-----	127,403
Knit goods.....	12	12	10	2	20,673	61,032	17,637	1,325,050	-----	493,672	-----	-----	-----
Other dry goods.....	11	39	31	8	63,142	108,636	141,155	1,365,817	-----	631,446	-----	-----	127,403
Millinery and millinery supplies.....	33	280	122	167	488,848	910,138	608,448	5,326,846	.13	3,706,340	69.58	15,726	701,811
Notions.....	70	343	228	115	620,150	1,124,305	1,580,271	9,418,438	.23	7,495,153	79.58	17,137	1,730,408
Buttons.....	2	(x)	(x)	(x)	(x)	(x)	(x)	(x)	-----	(x)	-----	-----	(x)
Gloves.....	9	32	22	10	88,203	143,300	254,931	1,955,291	-----	1,358,211	-----	50	-----
Laces and embroideries.....	3	(x)	(x)	(x)	(x)	(x)	(x)	(x)	-----	(x)	-----	-----	(x)
Notions (general line).....	54	266	177	89	435,118	815,000	1,092,120	6,555,310	-----	5,509,020	-----	4,274	1,642,038
Tailors' trimmings and supplies.....	11	20	22	4	55,008	103,475	180,420	651,051	-----	404,132	-----	12,818	50,970
Piece goods.....	174	872	677	195	2,046,253	4,232,827	4,767,471	54,571,810	1.31	44,516,123	81.57	360,888	21,657,584
Cotton goods.....	39	93	66	27	289,732	603,221	280,813	18,327,660	-----	14,672,988	-----	-----	8,324,093
Linens.....	7	10	8	2	10,109	30,344	30,500	308,600	-----	153,000	-----	-----	-----
Piece goods (general line).....	61	430	352	78	840,311	1,623,167	2,017,729	17,097,636	-----	13,200,125	-----	-----	6,101,652
Rayons.....	3	-----	-----	-----	4,000	8,000	8,000	200,900	-----	180,000	-----	-----	75,000
Silks and velvets.....	25	156	113	43	479,720	858,629	1,370,183	11,086,228	-----	9,849,535	-----	-----	4,174,893
Woolens and worsteds.....	30	183	138	45	420,282	1,016,066	1,109,248	7,467,389	-----	6,450,475	-----	360,888	2,981,046
Shoes and other footwear.....	34	350	295	61	819,035	1,483,673	2,547,028	12,978,042	.31	8,068,921	69.03	126,233	-----
Electrical.....	392	6,181	5,038	1,143	12,325,617	25,192,443	17,489,626	175,244,880	4.21	139,592,308	79.66	1,093,150	66,849,658
Electrical goods (including appliances).....	187	3,411	2,724	687	7,204,261	12,835,734	8,742,450	104,505,706	2.51	92,695,878	83.70	642,015	57,494,169
Electrical merchandise (general line).....	124	2,317	1,844	473	5,035,419	8,001,217	6,857,607	80,639,128	-----	71,207,922	-----	240,154	47,683,803
Electrical appliances.....	63	1,094	880	214	2,168,832	4,234,517	1,884,783	23,866,578	-----	21,487,956	-----	402,461	9,475,306
Electrical equipment and supplies.....	122	779	619	160	1,687,300	3,418,112	3,243,100	26,848,404	.65	16,985,905	63.27	247,714	9,030,033
Batteries.....	14	166	135	31	332,925	789,385	357,350	3,738,061	-----	2,184,913	-----	81,000	700,206
Electrical equipment and supplies (general line).....	92	563	449	114	1,252,609	2,345,389	2,567,010	20,890,412	-----	13,133,927	-----	2,500	6,701,997
Motors and generators.....	16	50	35	15	101,706	283,338	313,740	2,220,391	-----	1,067,065	-----	164,214	1,567,830
Radios and radio equipment.....	67	933	728	205	2,086,314	6,494,629	4,070,703	34,678,939	.83	24,517,594	70.70	33,532	336,456
Refrigerators (electric).....	10	1,058	967	91	1,347,752	2,443,968	1,427,207	9,211,871	.22	5,392,931	58.54	169,289	10,000
Farm products (not elsewhere specified).....	365	1,782	1,478	306	2,928,670	8,874,517	15,852,560	201,821,201	4.85	52,012,513	25.77	687,492	31,492,039
Cotton.....	23	129	110	19	205,722	2,660,781	3,173,412	27,673,138	.66	1,421,530	5.14	108,724	8,594,122
Cotton.....	20	126	109	17	293,032	2,646,830	3,151,223	26,780,409	-----	721,530	-----	108,724	8,563,616
Cotton linters.....	3	3	1	2	2,690	10,051	22,189	892,720	-----	700,000	-----	-----	25,600
Flowers and nursery stock.....	95	754	606	148	936,431	1,923,511	1,283,934	7,396,984	.18	3,630,351	49.08	10,474	-----
Flowers and nursery stock.....	77	521	473	48	708,948	1,327,094	665,088	4,570,277	-----	1,080,800	-----	14,724	-----
Seeds, bulbs, and nursery stock.....	18	233	133	100	227,483	595,817	618,846	2,826,707	-----	1,949,575	-----	1,750	-----
Grain.....	101	392	335	57	815,887	1,833,420	9,373,095	85,909,334	2.07	21,880,205	24.90	502,294	10,547,086
Grain (general line).....	90	354	305	49	701,741	1,608,927	4,153,176	69,631,638	-----	20,477,208	-----	562,294	10,547,086
Rice.....	11	38	30	8	114,146	224,493	5,219,919	16,277,696	-----	912,057	-----	-----	-----
Hides, skins, and furs.....	50	240	209	37	350,184	832,618	1,052,481	12,886,463	.31	3,737,109	29.00	-----	8,288,720
Furs (dressed).....	8	15	12	3	20,908	53,976	78,164	803,166	-----	604,029	-----	-----	74,995
Furs (raw).....	21	65	43	22	104,335	267,352	474,836	2,098,238	-----	1,909,157	-----	-----	504,656
Hides and skins.....	21	166	154	12	283,941	568,200	499,981	9,325,059	-----	1,233,923	-----	-----	7,709,175
Livestock (other than horses and mules).....	63	204	175	29	381,622	1,054,727	275,137	44,644,238	1.07	1,952,619	-----	-----	600,000
Calves.....	4	19	17	2	42,638	85,048	1,000	1,253,397	-----	1,200,955	-----	-----	-----
Cattle.....	18	75	55	20	150,933	371,201	107,341	6,116,593	-----	464,050	-----	-----	600,000
Livestock (general).....	41	110	103	7	188,051	608,478	166,799	34,799,248	-----	288,611	-----	-----	-----

CENSUS OF DISTRIBUTION

TABLE 3.—WHOLESALE TRADE, BY KIND OF BUSINESS—Continued

[An (x) indicates that the amount must be withheld to avoid disclosure of individual operations, but included in the totals]

KIND OF BUSINESS (Establishments classified by major lines of merchandise)	Number of estab- lish- ments	NUMBER OF EMPLOYEES (proprietors not included)			SALARIES AND WAGES	TOTAL EXPENSES (including salaries and wages)	STOCKS ON HAND, END OF YEAR (at cost)	NET SALES		CREDIT SALES		SALES TO ULTIMATE CONSUM- ERS (at retail)	SALES TO INDUS- TRIAL CON- SUMERS
		Total	Male	Fe- male				Amount	Per cent of total	Amount	Per cent of net sales		
THE STATE—Continued													
Farm products (not elsewhere speci- fied)—Continued.	8	0	3	3	\$7,185	\$32,503	\$48,539	\$371,919	0.01	\$220,600	59.31	-----	\$22,637
Tobacco (leaf).....	10	22	15	7	47,706	241,473	644,804	4,415,649	.11	1,416,000	32.07	-----	3,030,625
Wool and mohair.....	9	29	23	6	82,983	239,394	3,158	18,523,666	.44	18,245,009	98.50	-----	202,740
Other farm products.....	185	869	749	120	1,621,906	3,404,361	3,139,832	46,589,054	1.12	27,233,358	58.45	\$1,044,776	3,143,777
Farm supplies (except machinery and equipment).....	19	162	137	26	302,874	622,164	1,163,672	6,901,105	.10	3,276,329	47.48	159,710	3,500
Farm supplies (except feed and fertilizer).....	83	603	517	86	1,142,929	2,413,394	1,583,902	34,389,534	.83	21,780,389	63.33	885,066	1,009,701
Feed.....	29	171	130	41	299,231	640,432	330,838	10,751,746	-----	3,614,941	-----	17,326	415,809
Feed (exclusively).....	3	15	13	2	19,644	42,633	25,000	677,698	-----	201,076	-----	-----	593,892
Feed and fertilizer.....	51	417	374	43	824,064	1,830,329	1,228,124	22,960,060	-----	17,064,372	-----	867,740	-----
Hay, grain and feed.....	33	104	96	9	175,502	368,803	392,198	5,299,315	.13	2,176,640	41.07	-----	2,130,576
Fertilizer and fertilizer materials.....	1,847	34,067	27,688	6,379	46,163,843	90,547,074	107,663,569	776,411,672	18.67	328,007,928	41.96	14,211,490	3,000
Food products (not elsewhere specified).....	81	1,095	908	187	2,068,577	5,097,138	1,836,956	28,403,822	.68	16,172,675	50.04	40,066	3,000
Confectionery and soft drinks.....	28	182	162	20	309,206	893,379	401,575	6,810,222	-----	3,910,627	-----	4,754	3,000
Confectionery and soft drinks (general line).....	71	249	190	59	410,769	933,334	695,791	10,540,490	-----	5,132,839	-----	16,451	-----
Confectionery.....	82	664	556	108	1,240,608	3,270,425	649,590	11,038,104	-----	7,129,309	-----	25,400	-----
Soft drinks.....	155	5,201	4,797	404	0,077,054	17,453,861	1,176,654	100,521,045	2.42	57,607,909	57.31	12,176,307	-----
Butter.....	7	(x)	(x)	(x)	(x)	(x)	(x)	(x)	-----	(x)	-----	-----	-----
Butter and cheese.....	2	(x)	(x)	(x)	(x)	(x)	(x)	(x)	-----	(x)	-----	-----	-----
Cheese.....	5	107	147	20	208,917	345,677	121,295	2,094,304	-----	1,771,343	-----	-----	-----
Dairy products (general line).....	88	3,356	3,141	214	0,061,115	11,811,192	806,082	67,295,589	-----	37,381,644	-----	11,003,273	-----
Ice cream.....	18	239	104	76	398,760	1,128,412	120,794	3,350,223	-----	1,169,156	-----	19,700	-----
Milk and cream (fluid).....	35	1,366	1,273	83	2,234,062	3,918,610	60,597	20,743,681	-----	13,184,769	-----	1,063,334	-----
Poultry and poultry products.....	150	1,545	1,084	461	1,862,631	3,524,237	2,081,902	60,306,357	1.45	44,154,475	73.22	236,063	-----
Eggs.....	60	817	576	241	1,037,894	2,042,611	1,051,279	32,837,673	-----	23,379,535	-----	2,229	-----
Poultry.....	48	156	160	5	111,308	249,516	37,348	3,319,767	-----	1,230,129	-----	79,405	-----
Poultry and poultry products (general line).....	48	573	368	215	713,429	1,232,110	993,275	24,148,017	-----	19,538,811	-----	155,329	-----
Dairy and poultry products.....	29	353	242	111	552,693	998,465	431,940	20,008,780	.48	9,243,791	46.20	26,838	-----
Fish and sea foods.....	89	946	894	82	1,366,809	2,408,064	487,460	13,059,090	.32	10,552,129	80.80	175,111	-----
Fish and sea foods (fresh and cured).....	40	477	416	61	530,498	989,830	251,988	6,087,478	-----	4,077,235	-----	80,766	-----
Fish and sea foods (cured).....	6	11	10	1	19,779	56,240	63,693	844,387	-----	300,100	-----	94,355	-----
Fish and sea foods (fresh).....	43	458	438	20	806,622	1,423,394	181,769	6,127,225	-----	6,265,788	-----	-----	-----
Fruits and vegetables (fresh).....	1,072	21,227	16,474	4,753	24,577,929	43,858,524	97,079,073	437,566,092	10.62	112,313,278	25.67	202,170	-----
Fruits.....	417	14,588	10,545	4,043	14,927,430	27,385,483	93,074,041	230,548,264	-----	38,003,805	-----	165,218	-----
Fruits and vegetables (general line).....	113	4,156	3,743	413	6,758,533	13,390,033	2,002,781	138,109,711	-----	57,211,094	-----	36,962	-----
Produce.....	47	87	78	9	147,681	248,463	564,625	4,800,050	-----	1,105,466	-----	-----	-----
Vegetables.....	225	2,396	2,108	288	2,744,235	7,834,545	837,126	68,018,661	-----	15,299,913	-----	-----	-----
Meats and meat products.....	165	3,700	3,319	381	6,658,060	12,145,885	4,550,582	116,545,777	2.80	75,963,671	65.18	1,347,445	-----
Meats (cured).....	4	14	11	3	20,511	29,191	9,534	264,420	-----	125,240	-----	-----	-----
Meats (fresh).....	54	542	507	35	1,190,849	2,223,550	430,060	23,083,842	-----	17,962,902	-----	199,211	-----
Meats and meat products (general line).....	44	401	452	39	835,467	1,584,902	385,151	14,025,580	-----	7,172,262	-----	561,918	-----
Meats and provisions.....	63	2,653	2,340	304	4,611,213	8,308,242	3,730,237	79,141,935	-----	50,703,167	-----	580,316	-----
Forest products (except lumber).....	59	391	346	45	789,780	1,691,731	1,412,303	21,231,808	.51	11,502,649	54.18	748,335	10,216,923
Boxes, shooks, and cooperage.....	40	244	216	28	438,740	950,651	691,355	17,920,508	.43	8,433,061	47.06	743,335	8,507,020
Logs, railroad ties, piles, etc.....	4	69	58	8	152,787	491,050	583,075	1,395,093	.03	1,301,493	90.74	-----	1,175,931
Other forest products.....	15	81	72	9	148,253	250,030	137,873	1,015,615	.05	1,678,095	87.00	6,000	442,713
Furniture and house furnishings.....	332	3,428	2,795	633	6,443,650	12,383,758	13,952,263	74,573,591	1.79	50,546,285	67.78	414,398	1,225,032
Furniture.....	137	1,205	961	244	2,234,117	4,495,761	5,453,217	26,593,331	.64	18,170,591	68.44	31,285	232,485
Antique goods.....	1	(x)	(x)	(x)	(x)	(x)	(x)	(x)	-----	(x)	-----	-----	-----
Furniture (general line).....	29	418	315	103	798,051	1,555,636	1,976,362	6,719,674	-----	5,102,656	-----	-----	-----
Furniture (household).....	92	634	516	118	1,104,715	2,236,366	3,080,280	16,086,325	-----	11,123,908	-----	2,691	27,259
Furniture (offices).....	18	115	99	16	265,628	513,270	319,197	2,025,569	-----	1,476,795	-----	28,204	205,226
Furniture (secondhand).....	2	(x)	(x)	(x)	(x)	(x)	(x)	(x)	-----	(x)	-----	-----	-----
Other furniture (specialty lines).....	4	22	19	3	39,943	97,827	50,834	498,206	-----	471,142	-----	-----	-----
House furnishings.....	177	1,946	1,620	326	3,615,755	6,365,542	7,547,759	41,707,331	1.00	30,291,495	72.47	204,616	984,234
Art goods.....	38	174	139	35	232,400	586,580	620,691	2,824,878	-----	1,659,517	-----	84,642	-----
Brooms and brushes.....	10	448	419	29	592,559	704,291	154,593	1,216,893	-----	1,080,646	-----	1,751	63,554
China, glassware, and crockery.....	27	157	118	39	391,386	598,713	576,129	3,352,238	-----	1,612,722	-----	178,420	-----
Curtains and draperies.....	12	181	134	47	366,437	618,069	697,240	3,554,326	-----	2,018,464	-----	-----	241,340
Floor coverings.....	38	204	170	34	430,940	1,032,921	1,475,084	14,032,255	-----	9,529,673	-----	18,782	454,204
House furnishings (general line).....	36	675	544	131	1,338,310	2,486,977	3,566,634	15,100,390	-----	12,534,828	-----	99,231	36,716
Household supplies.....	13	75	66	9	111,626	184,482	330,934	1,048,039	-----	452,938	-----	-----	10,000
Lamps and lamp shades.....	3	7	5	2	24,501	42,319	8,937	179,799	-----	107,750	-----	-----	-----
Pictures and picture frames.....	5	25	25	-----	47,536	80,580	117,596	348,513	-----	334,957	-----	210	-----
Musical instruments and sheet music.....	18	277	214	63	593,778	1,549,455	951,282	6,212,929	.15	2,075,199	33.40	178,487	8,963
Musical instruments, accessories, and parts ¹	9	68	71	27	214,501	539,042	454,869	1,338,202	-----	705,558	-----	23,334	8,963
Phonographs and phonograph sup- plies.....	4	57	42	15	109,953	453,005	62,524	874,651	-----	752,027	-----	5,203	-----
Pianos.....	5	122	101	21	200,324	557,408	433,839	4,000,076	-----	617,614	-----	149,950	-----
General merchandise.....	32	469	336	132	936,835	1,797,680	1,884,891	37,385,468	.90	17,453,156	46.69	16,803	14,450,240

¹ Includes 1 sheet-music establishment.

WHOLESALE DISTRIBUTION—CALIFORNIA: 1929

211

TABLE 3.—WHOLESALE TRADE, BY KIND OF BUSINESS—Continued

[An (x) in column indicates that the amounts must be withheld to avoid disclosure of individual operations, but they are included in the totals]

KIND OF BUSINESS (Establishments classified by major lines of merchandise)	Number of estab- lish- ments	NUMBER OF EMPLOYEES (Proprietors not included)			SALARIES AND WAGES	TOTAL EXPENSES (including salaries and wages)	STOCKS ON HAND, END OF YEAR (at cost)	NET SALES		CREDIT SALES		SALES TO ULTIMATE CONSUM- ERS (at retail)	SALES TO INDUS- TRIAL CON- SUMERS
		Total	Male	Fe- male				Amount	Per cent of total	Amount	Per cent of net sales		
THE STATE—Continued													
Groceries and food specialties.....	898	12,378	9,981	2,417	\$22,128,921	\$46,801,732	\$50,761,079	\$713,282,000	17.15	\$307,710,501	43.14	\$1,689,301	\$1,890,363
Groceries (general line).....	337	5,900	5,087	813	10,543,845	10,188,237	26,152,378	316,357,050	7.00	148,318,103	46.88	934,688	-----
Food and grocery specialties.....	561	6,478	4,874	1,604	11,585,076	27,613,495	24,608,701	396,924,710	9.56	159,392,398	40.16	754,613	1,896,363
Bakery products.....	50	571	544	27	1,184,243	2,585,447	190,826	10,190,971	-----	2,927,684	-----	81,953	-----
Beans (dried).....	20	187	165	22	271,686	702,233	4,217,007	29,190,384	-----	973,959	-----	-----	441,200
Biscuits and crackers.....	3	15	15	-----	28,500	77,515	11,243	295,214	-----	163,160	-----	-----	-----
Canned fruits and vegetables.....	22	105	65	40	234,134	491,281	731,852	18,667,103	-----	3,588,273	-----	-----	-----
Canned goods (general line).....	41	284	196	88	872,947	1,393,240	1,718,054	70,680,609	-----	23,152,002	-----	22,000	-----
Canned sea food.....	15	33	21	12	62,662	180,336	177,008	5,201,932	-----	3,225,540	-----	-----	-----
Cereals.....	4	58	45	13	159,535	346,806	192,523	4,235,086	-----	1,723,093	-----	-----	-----
Coffee.....	22	430	346	90	753,975	2,220,801	1,773,767	30,399,307	-----	23,874,033	-----	-----	-----
Coffee, tea, and spices.....	22	237	181	56	494,271	780,274	641,784	6,011,260	-----	4,060,581	-----	9,500	-----
Delicatessen products.....	2	(x)	(x)	(x)	(x)	(x)	(x)	(x)	-----	(x)	-----	(x)	(x)
Extracts and spices.....	5	(x)	(x)	(x)	(x)	(x)	(x)	(x)	-----	(x)	-----	(x)	(x)
Flour.....	27	264	176	88	635,148	1,287,909	379,571	21,428,268	-----	8,169,132	-----	500,000	-----
Flour and feed.....	36	529	450	79	995,981	2,034,217	3,121,484	31,750,938	-----	28,404,702	-----	18,670	615,460
Fruits and vegetables (dried).....	15	787	500	287	1,000,156	2,307,893	3,475,101	40,370,881	-----	594,724	-----	400	-----
Lard substitutes.....	3	15	11	4	39,100	74,581	38,820	3,207,435	-----	-----	-----	-----	-----
Malt, malt products, and hops.....	14	66	55	11	160,553	348,697	279,851	4,073,131	-----	2,998,637	-----	28,292	-----
Milk (condensed, evaporated, and powdered).....	6	83	67	16	201,840	586,303	457,354	10,539,049	-----	6,707,937	-----	-----	-----
Nuts and nut meats.....	27	530	329	210	465,805	1,503,026	708,979	17,880,440	-----	1,806,333	-----	-----	-----
Soap and soap powders.....	10	238	176	62	522,654	3,043,244	675,047	9,484,198	-----	8,050,549	-----	1,000	450,555
Sugar.....	5	17	15	2	55,016	92,021	25,049	15,038,833	-----	2,054,254	-----	-----	-----
Other food and grocery specialties.....	102	1,970	1,485	485	3,564,149	7,372,378	5,075,521	60,727,348	-----	35,696,328	-----	91,928	389,048
Hardware.....	157	3,508	2,848	663	6,540,637	10,874,463	16,957,163	67,554,691	1.62	59,654,523	88.31	428,960	20,022,945
Hardware (general line).....	84	3,060	2,497	563	5,763,420	9,607,682	15,324,612	59,043,291	1.42	53,189,775	90.09	411,973	19,372,248
Hardware (specialty).....	73	449	349	100	777,217	1,266,771	1,632,551	8,511,400	.20	6,464,748	75.95	10,987	650,697
Builders' hardware.....	17	83	71	12	168,704	285,442	334,340	2,379,233	-----	1,517,810	-----	-----	231,250
Heavy hardware.....	9	61	51	10	99,948	171,064	303,823	938,252	-----	749,420	-----	-----	25,000
Shelf hardware.....	10	51	42	9	106,799	102,724	120,347	1,424,187	-----	1,170,313	-----	-----	7,199
Tools and cutlery.....	16	51	45	6	94,775	142,365	80,700	892,961	-----	407,677	-----	-----	33,000
Other hardware.....	21	203	140	63	306,931	475,176	778,242	2,876,767	-----	2,529,528	-----	16,987	354,242
Iron and steel scrap and other waste materials.....	161	1,068	776	287	1,598,842	3,034,317	1,491,849	19,806,836	.48	11,698,057	59.04	150,864	10,541,007
Iron and steel scrap.....	18	110	95	24	200,591	368,903	214,048	2,772,351	.07	1,635,224	58.98	-----	1,271,703
Junk and scrap.....	132	780	506	214	1,123,407	2,029,961	1,114,850	13,344,888	.32	8,348,832	62.56	150,864	5,820,187
Waste rubber, rags, and paper.....	11	164	115	49	168,784	635,453	162,951	3,689,597	.09	1,700,001	46.32	-----	3,440,927
Jewelry and optical goods.....	202	1,245	926	319	2,854,806	5,555,422	7,527,481	53,954,480	.82	24,496,852	72.15	310,898	952,653
Jewelry.....	166	833	604	229	2,145,825	4,220,246	6,482,582	20,750,620	.72	21,010,798	70.65	286,192	737,480
Clocks and watches.....	13	70	58	12	214,088	368,232	214,507	3,308,857	-----	1,107,324	-----	-----	3,168
Diamonds and other precious stones.....	32	56	36	20	189,050	460,080	1,730,001	4,424,915	-----	2,051,810	-----	194,404	372,036
Jewelry (general line).....	105	507	409	158	1,322,963	2,694,321	3,795,613	16,854,454	-----	12,320,682	-----	91,788	340,706
Silverware.....	9	111	82	29	326,048	553,619	638,198	4,373,108	-----	4,218,082	-----	-----	21,570
Other jewelry.....	7	20	19	10	93,070	143,994	104,263	789,286	-----	421,000	-----	-----	-----
Optical goods.....	30	412	322	90	709,041	1,335,170	1,044,899	4,203,860	.10	3,477,054	82.71	33,706	215,167
Leather and leather goods (except gloves and shoes).....	71	440	378	62	930,620	1,932,872	2,336,182	12,376,338	.30	8,132,956	65.71	32,992	5,024,233
Leather and leather goods (general line).....	6	48	37	11	109,330	339,035	305,784	1,100,618	.03	935,578	80.61	-----	194,809
Leather and leather belting.....	26	203	179	24	442,117	827,789	801,188	6,438,825	.15	4,464,920	69.34	28,580	3,894,162
Leather.....	21	181	160	21	387,270	728,332	727,534	5,936,692	-----	4,022,435	-----	19,109	3,519,341
Leather belting.....	5	22	19	3	54,847	99,457	73,654	502,133	-----	442,485	-----	9,780	374,821
Luggage and leather goods.....	18	65	53	12	149,132	289,784	376,187	1,780,845	.04	1,425,808	80.06	3,762	160,219
Leather goods (not elsewhere class- ified).....	8	12	9	3	19,753	47,447	52,103	444,070	-----	428,379	-----	3,762	160,219
Luggage.....	10	53	44	9	129,379	242,337	324,084	1,336,175	-----	907,438	-----	-----	-----
Saddlery and harness.....	1	(x)	(x)	(x)	(x)	(x)	(x)	(x)	-----	(x)	-----	(x)	(x)
Shoe findings and leather cut stock.....	20	(x)	(x)	(x)	(x)	(x)	(x)	(x)	-----	(x)	-----	(x)	(x)
Leather cut stock.....	1	(x)	(x)	(x)	(x)	(x)	(x)	(x)	-----	(x)	-----	(x)	(x)
Shoe findings.....	19	82	74	8	150,439	337,631	548,809	2,123,671	.05	1,209,014	56.93	350	800
Lumber and building materials (other than metal).....	470	6,109	5,440	669	13,063,131	23,591,847	26,369,470	224,128,358	5.89	156,566,922	69.86	2,121,927	25,976,749
Construction and building materials (other than metal and wood).....	305	3,099	2,730	369	6,766,289	13,582,150	9,910,180	90,271,458	2.17	72,686,046	80.52	1,001,437	6,990,338
Asbestos products.....	8	173	144	29	408,018	810,001	147,894	4,911,265	-----	4,765,394	-----	358	154,200
Brick and tile.....	51	307	258	49	759,600	1,371,733	1,781,433	9,199,804	-----	6,255,900	-----	15,638	941,239
Building stone.....	8	80	77	3	143,518	191,269	326,002	887,289	-----	649,897	-----	500	70,427
Cement.....	23	148	135	13	456,607	1,844,014	505,943	22,149,888	-----	10,115,915	-----	-----	883,531
Glass.....	25	386	341	45	844,516	1,453,082	1,068,644	4,541,417	-----	3,723,198	-----	50,877	288,614
Granite and marble.....	4	7	0	1	19,300	43,442	2,200	160,729	-----	113,489	-----	-----	-----
Lime, plaster, etc.....	5	23	10	7	80,552	183,355	10,320	786,603	-----	-----	-----	-----	-----
Roofing materials (nonmetallic).....	4	136	106	30	269,312	532,740	96,506	4,962,443	-----	2,234,776	-----	-----	-----
Sand, gravel, and crushed stone.....	33	98	91	7	169,348	435,932	51,063	2,986,707	-----	2,554,019	-----	8,565	319,028
Other building materials.....	144	1,741	1,556	185	3,615,458	7,216,552	2,898,575	39,695,913	-----	33,367,858	-----	925,499	4,303,800
Lumber and mill work.....	165	3,010	2,710	300	6,296,842	10,009,697	19,450,290	133,856,000	3.22	83,880,276	62.66	1,120,490	19,016,413
Lumber.....	128	2,209	2,063	230	4,838,380	7,724,070	15,660,791	115,175,328	-----	69,547,674	-----	906,153	13,311,299
Lumber and millwork.....	21	674	627	47	1,143,134	1,739,102	3,268,920	14,967,076	-----	11,352,314	-----	110,000	4,883,735
Millwork.....	16	137	120	17	315,328	546,525	520,009	3,714,496	-----	2,080,288	-----	44,337	821,382

CENSUS OF DISTRIBUTION

TABLE 3.—WHOLESALE TRADE, BY KIND OF BUSINESS—Continued

[An (x) in column indicates that the amounts must be withheld to avoid disclosure of individual operations, but they are included in the totals]

KIND OF BUSINESS Establishments classified by major lines of merchandise	Number of establishments	NUMBER OF EMPLOYEES (proprietors not included)			SALARIES AND WAGES	TOTAL EXPENSES (including salaries and wages)	STOCKS ON HAND, END OF YEAR (at cost)	NET SALES		CREDIT SALES		SALES TO ULTIMATE CONSUMERS (at retail)	SALES TO INDUSTRIAL CONSUMERS
		Total	Male	Female				Amount	Per cent of total	Amount	Per cent of net sales		
THE STATE—Continued													
Machinery, equipment, and supplies (except electrical).....	1,105	0,684	8,087	1,597	\$21,596,077	\$43,079,501	\$39,860,089	\$279,520,024	6.72	\$219,094,840	78.38	\$3,471,472	\$161,750,448
Commercial equipment and supplies.....	157	1,474	1,220	251	2,835,156	4,630,024	3,494,227	27,958,005	.07	13,030,526	46.61	323,645	2,709,280
Automatic vending machines.....	4	41	36	5	107,553	165,954	163,199	350,476	45,042	5,739	2,142
Butchers' equipment and supplies.....	11	57	43	14	107,945	180,725	154,300	780,507	670,155	12,620
Filling station equipment and supplies.....	20	123	102	21	292,950	419,931	382,042	1,981,494	811,433	200,827	1,028,552
Florists' supplies.....	1	(x)	(x)	(x)	(x)	(x)	(x)	(x)	(x)	(x)	(x)
Hotel and restaurant equipment and supplies.....	24	419	343	76	763,832	1,524,610	1,490,442	6,320,990	5,047,933	4,615	383,447
Office equipment and supplies (other than furniture).....	54	355	264	91	580,072	951,562	441,898	3,230,224	974,942	106,298	551,774
Soda fountain equipment and supplies.....	1	(x)	(x)	(x)	(x)	(x)	(x)	(x)	(x)	(x)	(x)
Store equipment and supplies (general line).....	34	355	327	28	794,805	1,190,908	521,496	5,024,440	4,313,010	6,000	654,036
Other commercial machinery, equipment, and supplies.....	8	111	93	18	142,400	437,400	274,385	10,084,448	383,775	75,595
Construction equipment and supplies.....	34	280	255	31	711,281	1,512,778	1,064,087	7,510,780	.18	6,554,248	87.20	370,550	2,784,067
Builders' supplies.....	4	31	31	50,709	111,604	75,748	527,607	510,150	325,150
Construction machinery, equipment, and supplies (general line).....	24	231	204	27	602,489	1,279,825	1,382,464	6,277,415	5,433,080	370,550	2,280,595
Road machinery and equipment.....	6	24	20	4	58,023	121,289	209,475	705,707	610,412	128,922
Farm machinery and equipment.....	41	588	512	76	1,144,795	2,441,677	3,677,727	13,319,773	.32	10,112,017	75.92	88,332	1,124,923
Dairy equipment.....	13	175	139	36	344,633	790,336	735,491	4,197,185	3,707,368	33,207	1,032,493
Farm machinery and equipment.....	28	413	373	40	800,162	1,650,841	2,942,236	8,122,588	6,344,649	55,065	42,428
Manufacturing, mining, and drilling machinery, equipment, and supplies.....	619	5,240	4,472	768	12,572,891	25,040,751	23,691,061	187,476,233	4.51	159,970,452	85.33	2,234,510	131,841,750
Bakers' equipment and supplies.....	10	79	65	14	188,910	370,260	203,314	978,050	449,008	80,701	321,544
Bottles and bottling equipment.....	10	68	58	10	144,638	245,680	207,466	2,361,302	2,070,353	676,825
Canning machinery.....	1	(x)	(x)	(x)	(x)	(x)	(x)	(x)	(x)	(x)	(x)
Chemical equipment and supplies.....	1	(x)	(x)	(x)	(x)	(x)	(x)	(x)	(x)	(x)	(x)
Conveyor and hoisting machinery.....	15	105	96	13	224,033	333,010	182,788	1,075,048	1,305,400	805,770
Drilling machinery.....	1	(x)	(x)	(x)	(x)	(x)	(x)	(x)	(x)	(x)	(x)
Foundry equipment and supplies.....	3	11	11	40,000	125,203	123,805	655,794	425,000	655,794
Jewelers' equipment and supplies.....	8	50	41	9	102,679	176,704	166,270	657,474	400,992	115,000
Machine tools.....	22	157	132	25	393,344	868,137	908,007	5,060,174	4,862,320	15,402	3,005,300
Mechanical rubber goods.....	26	219	165	54	618,922	1,253,518	711,099	7,172,281	5,113,279	222,307	5,118,203
Mill and mine supplies (general line).....	24	244	195	49	574,800	992,365	950,523	4,867,571	3,746,818	159,445	3,863,111
Oil well machinery, equipment, and supplies.....	137	1,051	980	71	3,104,568	8,249,958	9,363,451	83,051,971	79,933,107	576,730	63,750,168
Power engines.....	9	17	15	2	33,081	68,547	25,572	688,053	221,679	1,470	102,142
Powerhouse equipment.....	13	220	153	43	515,068	748,060	81,004	5,439,556	4,569,418	11,726	5,121,016
Printers' and lithographers' supplies.....	18	237	195	42	652,919	1,006,741	1,834,981	3,490,567	2,303,324	1,843,231
Pumps, pump parts, and supplies.....	31	364	331	33	686,960	1,220,807	920,215	5,517,900	4,875,267	618,868	2,212,564
Shoe machinery.....	2	(x)	(x)	(x)	(x)	(x)	(x)	(x)	(x)	(x)	(x)
Textile machinery and equipment.....	5	58	45	13	94,850	146,440	135,991	561,065	532,008	222,245
Welding equipment.....	7	23	16	7	33,485	50,912	20,906	333,498	246,678	1,150	202,411
Other industrial machinery, equipment, and supplies.....	270	2,287	1,914	373	5,164,098	9,825,455	7,620,287	62,554,091	47,506,711	534,630	42,530,583
Professional equipment and supplies.....	104	1,022	772	250	1,920,409	3,547,974	2,903,633	14,812,561	.30	10,387,097	70.12	378,961	630,443
Art supplies.....	3	56	36	20	95,255	195,970	66,827	339,655	234,867	128,022
Church equipment and supplies.....	2	(x)	(x)	(x)	(x)	(x)	(x)	(x)	(x)	(x)	(x)
Dental supplies.....	30	317	241	76	551,080	856,871	907,294	4,120,623	2,635,375	5,600
Pharmacists' supplies.....	2	(x)	(x)	(x)	(x)	(x)	(x)	(x)	(x)	(x)	(x)
School equipment and supplies.....	6	38	32	6	75,963	131,114	75,542	768,052	633,113	15,000
Scientific and laboratory equipment and supplies.....	14	154	121	33	298,294	630,101	585,412	2,414,245	1,890,018	47,400	300,241
Surgical, medical, and hospital equipment and supplies.....	36	380	289	91	745,005	1,445,540	948,442	5,954,064	3,978,484	62,240	90,112
Other professional equipment and supplies.....	5	67	45	22	138,043	251,497	209,342	1,117,114	902,000	118,990	223,000
Service equipment and supplies.....	113	875	704	171	1,950,553	3,838,643	2,807,290	16,523,913	.40	12,107,608	73.27	69,465	2,939,817
Barber and beauty parlor equipment and supplies.....	29	287	222	65	612,397	1,194,775	561,694	3,722,692	2,649,439	61,058
Boot black and hat cleaners' equipment and supplies.....	1	(x)	(x)	(x)	(x)	(x)	(x)	(x)	(x)	(x)	(x)
Dry cleaners' supplies and allied products.....	1	(x)	(x)	(x)	(x)	(x)	(x)	(x)	(x)	(x)	(x)
Fire protection equipment.....	14	98	74	24	244,591	459,951	402,386	2,329,709	1,683,797	241,000
Janitors' equipment and supplies.....	9	62	55	7	117,945	259,341	106,744	888,065	678,833	4,217	221,017
Laundry equipment and supplies.....	15	214	175	39	599,996	1,092,710	903,823	4,030,127	3,527,733	1,805,973
Plumbers' equipment and supplies.....	1	(x)	(x)	(x)	(x)	(x)	(x)	(x)	(x)	(x)	(x)
Service equipment and supplies (general line).....	13	65	57	8	122,725	274,138	130,880	956,298	681,917
Shoe repairers' equipment and supplies.....	3	13	13	21,476	39,596	29,902	171,869	39,682
Undertakers' supplies.....	10	62	50	12	124,510	215,043	314,854	1,398,906	1,101,433	14,560
Upholsterers' supplies.....	9	46	35	11	140,749	215,918	262,323	1,666,338	1,616,122	574,537
Warehouse equipment and supplies.....	8	15	13	2	19,491	39,470	33,547	250,709	117,632	4,100	132,124
Transportation equipment and supplies.....	37	(x)	(x)	(x)	(x)	(x)	(x)	(x)	(x)	(x)	(x)
Aeronautical equipment and supplies.....	2	(x)	(x)	(x)	(x)	(x)	(x)	(x)	(x)	(x)	(x)
Railroad equipment and supplies.....	18	74	59	16	176,449	363,472	340,407	7,803,007	.19	5,759,932	73.82	7,790,79
Ship equipment and supplies.....	17	123	94	29	283,343	483,688	1,015,865	3,944,512	.09	1,031,199	26.14	1,935,13

TABLE 3.—WHOLESALE TRADE, BY KIND OF BUSINESS—Continued

[An (x) in column indicates that the amounts must be withheld to avoid disclosure of individual operations, but they are included in the totals]

KIND OF BUSINESS (Establishments classified by major lines of merchandise)	Number of estab- lish- ments	NUMBER OF EMPLOYEES (proprietors not in- cluded)			SALARIES AND WAGES	TOTAL EXPENSES (including salaries and wages)	STOCKS ON HAND, END OF YEAR (at cost)	NET SALES		CREDIT SALES		SALES TO ULTIMATE CONSUM- ERS (at retail)	SALES TO INDUS- TRIAL CON- SUMERS
		Total	Male	Female				Amount	Per cent of total	Amount	Per cent of net sales		
THE STATE—Continued													
Metals and minerals (except petroleum and scrap).....	100	2,109	1,759	317	\$4,922,831	\$8,882,279	\$15,001,302	\$152,027,214	3.68	\$128,348,160	84.42	\$196,114	\$127,922,201
Coal and coke.....	12	88	80	8	232,362	453,277	162,192	2,473,139	.06	2,207,657	91.60	32,676	766,203
Iron and steel (except scrap).....	134	1,607	1,462	235	3,845,528	6,833,488	12,657,061	90,853,130	2.19	70,365,095	84.05	148,438	72,765,590
Castings (metal).....	3	4	3	1	15,636	23,621	8,047	851,433	801,366	801,366
Iron and steel (except scrap).....	18	120	99	21	269,059	421,998	577,798	2,824,914	2,346,009	2,106,504
Iron and steel products (not else- where classified).....	113	1,573	1,300	213	3,560,834	6,387,960	12,071,816	87,176,792	73,217,120	148,438	60,854,720
Metals and metal work (other than iron and steel).....	44	321	247	74	844,941	1,590,514	2,181,449	58,700,936	1.41	49,715,408	84.69	15,000	54,290,498
Brass and brass products.....	3	9	6	3	25,761	53,530	63,152	310,016	295,016	15,000	205,616
Copper.....	3	7	6	1	12,970	23,605	7,000	300,920	274,715
Sheet metal products.....	13	100	78	22	200,133	380,632	278,768	36,638,090	36,146,007	35,675,075
Other metals and metal work.....	25	205	157	48	606,077	1,132,847	1,827,520	21,451,400	12,999,070	13,509,807
Paper and paper products.....	189	2,828	2,196	632	5,616,940	9,450,123	8,682,521	67,441,237	1.62	56,345,720	83.55	280,386	18,512,091
Paper and paper products (general line).....	85	1,548	1,261	287	3,108,914	4,059,095	5,434,460	33,205,545	.02	34,532,112	90.39	105,317	14,099,402
Paper and paper products (specialty, other than specified).....	33	221	178	43	524,432	1,048,264	701,747	15,983,187	.38	14,181,409	88.73	37,500	2,337,233
Paper.....	16	160	134	32	375,537	790,539	700,000	14,258,877	13,165,126	2,246,433
Wrapping paper and paper bags.....	4	23	20	3	41,322	70,595	59,394	455,277	357,169
Other paper products.....	13	32	24	8	107,573	175,130	25,747	1,269,033	659,125	37,500	90,800
Stationery and stationery supplies.....	61	971	690	281	1,807,075	2,082,903	1,981,779	11,989,606	.29	6,864,108	67.26	103,568	1,475,396
Wall paper.....	10	88	67	21	176,519	459,861	474,629	1,262,899	.08	708,091	60.82	9,000
Petroleum and petroleum products.....	712	11,654	10,617	1,037	20,415,382	45,964,202	11,698,748	395,110,993	9.50	218,168,779	55.47	443,860	60,061,062
Crude oil.....	4	28	26	2	73,891	155,972	6,100	1,441,210	1,423,400	1,406,210
Fuel oil.....	9	30	26	4	88,254	127,844	8,324	7,870,284	7,658,692	3,717,649
Gasolines and naphthas.....	8	75	71	4	97,362	281,047	46,153	2,760,784	718,443
Gasoline and oil.....	21	238	215	23	546,078	1,167,465	183,047	6,842,248	2,961,268	24,169	184,634
Lubricating oils and greases.....	41	475	405	70	1,007,681	2,385,918	925,440	7,231,701	6,348,025	2,098	677,559
Petroleum and petroleum products (general line).....	624	10,779	9,849	930	18,532,271	41,720,554	10,271,470	368,084,461	199,165,293	417,599	53,778,505
Other petroleum products.....	5	20	25	4	69,845	124,802	158,312	871,365	862,768	207,705
Plumbing and heating equipment and supplies.....	235	2,782	2,345	437	5,798,227	10,840,504	10,410,595	64,038,809	1.55	51,968,040	80.40	568,625	14,344,677
Plumbing equipment and supplies.....	175	2,464	2,079	385	4,997,611	9,615,762	9,609,700	57,738,408	1.39	48,582,126	84.14	254,430	14,166,430
Pipe, valves, and fittings.....	31	318	272	46	650,020	1,174,779	1,341,631	9,366,784	7,253,372	160,143	5,424,345
Plumbing and heating equipment and supplies (general line).....	118	1,970	1,667	309	3,955,637	7,024,972	7,888,080	44,322,597	38,458,693	57,487	8,301,673
Ventilating equipment and supplies.....	5	18	13	5	44,205	63,952	63,952	551,852	2,070,555	30,800	352,312
Other plumbing and heating equip- ment and supplies.....	21	152	127	25	347,770	652,350	379,939	3,497,235	2,406,503	78,200
Heating equipment and supplies.....	60	318	266	52	731,580	1,324,742	806,895	6,900,341	.16	3,335,014	49.07	314,495	183,247
Heating equipment (general line).....	35	189	160	29	453,937	744,013	402,613	3,709,216	1,860,241	216,179	139,702
Oil burners.....	9	41	39	2	74,677	164,717	89,482	484,820	36,070	38,116	48,645
Stoves and ranges.....	16	88	67	21	202,972	415,412	314,800	2,706,305	1,499,003	60,200
Tobacco and tobacco products (except leaf).....	118	1,290	1,094	196	2,292,933	6,732,482	3,921,592	119,686,713	2.83	102,831,801	85.93	134,958	2,400
Cigars.....	13	187	163	24	311,453	848,657	217,429	7,252,342	6,062,650	12,677
Cigars, cigarettes, and tobacco.....	105	1,103	931	172	1,981,480	5,883,825	3,704,473	112,414,371	96,169,235	122,281	2,400
All other.....	308	2,573	1,877	696	4,953,144	9,080,228	8,656,446	115,429,522	2.78	44,691,393	38.72	1,007,625	16,443,354
Books, periodicals, and newspapers.....	59	380	601	279	1,445,107	2,612,156	1,876,987	10,696,852	.26	6,604,601	61.74	306,815	839
Books and magazines.....	52	847	570	277	1,424,278	2,475,121	1,870,804	10,452,620	6,438,165	302,200
Newspapers and magazines.....	7	33	31	2	20,829	37,035	6,183	244,332	166,620	4,015	839
Oils and greases (animal and vege- table).....	10	40	27	13	102,231	265,970	144,501	23,030,877	.67	3,286,021	11.72	2,738,041
Animal oil (including grease and tallow).....	4	3	2	1	5,100	12,617	175	1,108,936	470,786	15,429
Vegetable oils (cottonseed oil, linseed oil, etc.).....	6	37	25	12	97,131	253,353	144,326	26,930,941	2,815,285	2,723,512
Rubber goods (general line).....	9	355	290	65	824,533	1,625,965	1,910,078	12,376,038	.30	10,782,061	87.12	5,486,885
Textiles and textile materials (other than dry goods).....	64	322	223	99	747,801	1,478,505	2,072,641	18,137,273	.44	8,240,601	45.43	241,107	5,801,558
Bags and bagging.....	17	78	45	33	74,799	178,438	288,618	6,214,077	425,774	96,638	2,166,711
Cordage and twine.....	9	64	43	21	241,407	477,312	630,321	4,868,086	2,670,835	1,075,556
Textiles and textile materials (gen- eral line).....	23	118	87	31	301,281	563,272	728,608	4,305,496	3,744,104	135,369	1,480,176
Yarn.....	4	8	8	24,900	33,993	133,249	1,110,508	347,864	147,864
Other textiles (exclusive of dry goods).....	11	54	40	14	105,414	225,535	241,785	1,639,106	1,040,024	9,200	1,031,251
Miscellaneous kinds of business.....	166	976	736	240	1,833,472	3,207,542	2,651,638	46,179,432	1.11	15,777,419	34.17	549,703	2,325,131
Advertising goods.....	34	120	104	16	289,371	450,256	19,686	1,798,182	801,885	689	9,530
Artificial flowers, plants, etc.....	4	11	5	6	4,770	14,422	28,440	60,153	6,782	21,000
Baskets.....	1	(x)	(x)	(x)	(x)	(x)	(x)	(x)	(x)	(x)	(x)
Boats.....	2	(x)	(x)	(x)	(x)	(x)	(x)	(x)	(x)	(x)	(x)
Ice.....	9	142	134	8	250,140	439,946	530	1,480,028	1,022,172	425,256	17,182
Novelties.....	41	179	125	54	288,061	557,374	541,485	3,333,838	1,738,285	5,733	90,929
Rubber (crude).....	4	10	7	3	12,165	28,518	12,000	1,417,805	1,207,895	1,320,329
Smokers' supplies.....	9	17	12	5	43,013	78,004	87,760	910,441	147,627
Miscellaneous kinds of business (other than specified).....	62	486	342	144	632,664	1,614,701	1,931,801	37,042,924	10,679,317	118,025	865,936

1 Includes establishments specializing in furnaces.

CENSUS OF DISTRIBUTION

TABLE 3.—WHOLESALE TRADE, BY KIND OF BUSINESS—Continued

[An (x) in column indicates that the amounts must be withheld to avoid disclosure of individual operations, but they are included in the totals]

KIND OF BUSINESS (Establishments classified by major lines of merchandise)	Number of establishments	NUMBER OF EMPLOYEES (proprietors not included)			SALARIES AND WAGES	TOTAL EXPENSES (including salaries and wages)	STOCKS ON HAND, END OF YEAR (at cost)	NET SALES		CREDIT SALES		SALES TO ULTIMATE CONSUMERS (at retail)	SALES TO INDUSTRIAL CONSUMERS
		Total	Male	Female				Amount	Per cent of total	Amount	Per cent of net sales		
LOS ANGELES													
Total.....	3,153	40,581	33,602	6,979	\$78,003,911	\$158,457,708	\$128,920,522	\$1,379,989,484	100.00	\$896,710,751	64.98	\$24,741,157	\$271,845,741
Wholesalers only.....	1,815	25,222	20,958	4,264	47,842,344	94,881,455	76,074,145	600,354,315	50.03	444,746,687	64.42	13,465,289	116,310,072
All other types of wholesale establishments.....	1,338	15,359	12,644	2,715	30,221,567	63,576,253	52,846,377	689,635,169	49.97	451,964,064	65.54	6,275,868	155,535,669
Amusement and sporting goods.....	64	813	552	261	1,571,724	2,974,557	2,039,519	24,851,260	1.80	13,302,752	53.89	429,350	7,230,490
Amusement and sporting goods (except cameras and motion-picture equipment and supplies).....	81	896	312	584	656,030	1,286,647	1,301,636	6,885,818	.50	4,038,424	67.36	428,100	5,000
Amusement equipment and supplies.....	1	(x)	(x)	(x)	(x)	(x)	(x)	(x)		(x)			
Bicycles and supplies.....	2	(x)	(x)	(x)	(x)	(x)	(x)	(x)		(x)			
Billiards, bowling equipment, and supplies.....	2	(x)	(x)	(x)	(x)	(x)	(x)	(x)		(x)			(x)
Sporting goods (general line).....	16	215	173	42	376,733	641,013	887,030	3,702,621		1,957,643		426,100	5,000
Toys, novelties, and fireworks.....	10	87	67	20	110,750	268,009	249,112	1,400,117		979,201		2,000	
Cameras and motion-picture equipment and supplies.....	33	417	240	177	915,638	1,687,910	697,883	17,965,451	1.30	8,754,328	48.73	1,250	7,234,430
Cameras and photographic supplies.....	5	43	32	11	118,081	238,864	448,106	5,949,934		5,895,171		1,250	5,458,140
Moving-picture apparatus.....	7	37	30	7	63,167	93,599	65,406	518,828		196,880			
Moving-picture films.....	21	337	178	159	734,300	1,355,447	184,371	11,501,639		2,662,277			1,776,200
Automotive.....	178	2,872	2,496	376	6,010,774	11,354,449	8,756,800	93,989,246	6.81	22,884,345	24.35	12,810,740	1,887,384
Automobiles and other motor vehicles.....	24	1,148	1,014	134	2,562,128	4,939,493	4,254,031	60,199,530	4.36	635,000	1.05	12,029,300	
Automobiles and other motor vehicles (general line).....	4	153	134	19	373,593	747,700	539,665	6,446,472				1,025,970	
Automobiles (new and used).....	14	942	830	112	2,069,906	4,031,900	3,011,529	62,531,294				9,032,420	
Automobiles (used).....	6	(x)	(x)	(x)	(x)	(x)	(x)	(x)		(x)		(x)	
Trucks and tractors.....	1	(x)	(x)	(x)	(x)	(x)	(x)	(x)		(x)		(x)	
Automotive equipment.....	64	773	659	114	1,592,935	2,876,772	2,034,418	11,876,872	.86	8,483,918	71.43	72,200	1,181,820
Automotive accessories.....	19	138	121	17	327,900	801,491	279,652	2,625,733		1,084,947		2,310	100,660
Automotive equipment (general line).....	41	484	408	76	950,297	1,564,113	1,357,777	6,753,615		4,046,603		32,620	1,075,100
Automotive equipment (specialty lines).....	4	151	130	21	314,738	511,168	396,639	2,497,474		2,152,368		37,270	
Automobile parts (new and used).....	66	595	521	74	1,000,156	1,621,831	1,056,944	6,250,325	.45	3,954,522	63.27	137,140	234,430
Automobile parts (new).....	60	503	441	62	830,451	1,379,797	826,958	5,120,014		3,153,954		95,090	234,430
Automobile parts (used).....	6	92	80	12	169,705	242,034	229,986	1,121,311		800,668		42,050	
Tires and tubes.....	24	356	302	54	555,555	1,016,353	1,410,807	15,062,519	1.14	9,810,005	62.04	72,100	471,134
Chemicals, drugs, and allied products.....	161	2,748	2,038	710	5,066,187	11,578,561	9,421,557	67,340,485	4.88	53,428,563	79.34	984,510	11,560,240
Chemicals.....	49	209	218	51	584,011	1,584,751	593,223	12,327,663	.89	9,999,372	81.11	76,620	6,770,650
Chemicals (industrial).....	22	118	91	27	258,733	476,906	377,933	6,178,326		4,706,327		20,200	5,743,210
Dyestuffs.....	1	(x)	(x)	(x)	(x)	(x)	(x)	(x)		(x)		(x)	(x)
Dyes, dry-cleaning supplies, and allied products.....	2	(x)	(x)	(x)	(x)	(x)	(x)	(x)		(x)		(x)	(x)
Explosives.....	2	(x)	(x)	(x)	(x)	(x)	(x)	(x)		(x)		(x)	(x)
Insecticides.....	3	13	11	2	30,030	70,530	14,101	262,862		63,095		41,150	
Naval stores.....	1	(x)	(x)	(x)	(x)	(x)	(x)	(x)		(x)		(x)	(x)
Other chemicals.....	18	129	110	19	280,593	890,702	189,581	4,899,952		4,320,408		8,270	471,410
Drugs and drug sundries (general line).....	12	1,249	993	346	2,057,081	4,146,676	4,775,071	32,440,145	2.35	22,777,485	70.21		186,030
Drugs and drug sundries (specialty).....	33	270	200	70	606,940	1,539,042	1,385,264	6,555,488	.48	6,148,516	93.79	24,400	465,660
Drugs.....	10	35	27	8	49,622	86,691	110,403	503,073		471,872		5,000	104,800
Drug sundries.....	5	15	10	5	20,997	41,624	24,345	282,399		67,131			
Patent medicines.....	7	48	35	13	192,801	713,502	305,047	1,545,861		1,623,571		6,500	
Rubber goods (druggists).....	0	139	104	35	286,623	545,603	852,250	3,897,061		3,819,699		12,900	300,260
Sanitary supplies, insecticides, etc.....	1	(x)	(x)	(x)	(x)	(x)	(x)	(x)		(x)			
Whisky.....	2	(x)	(x)	(x)	(x)	(x)	(x)	(x)		(x)			
Other alcoholic beverages.....	2	(x)	(x)	(x)	(x)	(x)	(x)	(x)		(x)			
Paints, varnishes, lacquers, and enamels.....	44	680	558	122	1,260,578	2,296,445	2,316,809	9,325,252	.68	8,075,814	86.60	221,640	3,826,290
Toilet articles and preparations.....	23	280	159	121	557,577	2,011,647	347,790	6,691,937	.48	6,427,376	96.05	61,850	348,210
Dry goods and apparel.....	398	1,861	1,281	580	3,766,037	7,892,551	10,054,527	81,739,856	5.92	69,850,189	85.45	542,120	15,917,820
Clothing and furnishings (other than millinery and footwear).....	155	824	594	230	1,735,695	3,319,805	3,820,249	32,390,636	2.35	26,322,074	81.26	20,540	150,360
Clothing (general line).....	2	(x)	(x)	(x)	(x)	(x)	(x)	(x)		(x)			
Clothing and furnishings.....	6	81	22	9	46,504	81,688	89,831	621,791		393,194			
Clothing, men's and boys'.....	15	70	63	7	121,784	214,521	1,130,026	3,788,160		1,840,415			
Clothing, women's and children's.....	42	241	140	101	473,649	882,491	493,597	10,381,772		9,439,985			10,110
Clothing (secondhand).....	1	(x)	(x)	(x)	(x)	(x)	(x)	(x)		(x)			
Furnishings (general line).....	15	40	29	11	66,960	166,822	107,857	2,247,152		2,220,471			8,000
Furnishings, men's and boys'.....	33	271	213	58	669,636	1,318,956	1,409,328	8,234,529		7,809,941		690	125,600
Furnishings, women's and children's.....	17	64	43	21	104,553	211,168	117,927	1,825,276		1,414,904			810
Furs and fur clothing.....	9	23	17	6	41,438	97,738	101,869	1,072,158		326,500		16,500	6,400
Hats and caps.....	4	13	11	2	29,875	61,801	40,607	1,367,579		576,967			
Hosiery.....	12	66	54	12	173,721	273,774	311,259	2,687,163		2,172,532		3,440	
Dry goods (general line).....	41	220	62	158	225,291	957,224	1,563,689	7,581,083	.55	6,598,752	87.04	26,700	827,920
Dry goods (specialty, other than specified).....	11	20	16	4	42,588	70,662	59,536	991,475	.07	942,875	95.10		127,400
Knit goods.....	6	6	5	1	8,366	19,922	8,259	407,172		353,572			
Other dry goods.....	5	14	11	3	34,192	50,760	51,577	584,303		584,303			127,400

WHOLESALE DISTRIBUTION—CALIFORNIA: 1929

TABLE 3.—WHOLESALE TRADE, BY KIND OF BUSINESS—Continued

[An (x) in column indicates that the amounts must be withheld to avoid disclosure of individual operations, but they are included in the totals]

KIND OF BUSINESS (Establishments classified by major lines of merchandise)	Number of estab- lish- ments	NUMBER OF EMPLOYEES (Proprietors not included)			SALARIES AND WAGES	TOTAL EXPENSES (including salaries and wages)	STOCKS ON HAND, END OF YEAR (at cost)	NET SALES		CREDIT SALES		SALES TO ULTIMATE CONSUMERS (at retail)	SALES TO INDUS- TRIAL CON- SUMERS
		Total	Male	Fe- male				Amount	Per cent of total	Amount	Per cent of net sales		
LOS ANGELES—Continued													
Dry goods and apparel—Continued.													
Millinery and millinery supplies.....	23	92	62	30	\$220,709	\$146,623	\$310,688	\$3,515,804	0.25	\$2,464,251	70.09	\$15,720	\$701,810
Notions.....	44	90	60	30	150,622	313,157	414,267	2,108,400	.15	1,930,206	94.35	2,050	770,320
Buttons.....	2	(x)	(x)	(x)	(x)	(x)	(x)	(x)	(x)	(x)	(x)	(x)	(x)
Gloves.....	4	5	3	2	15,605	27,019	16,027	383,480		383,480		50	
Laces and embroideries.....	1	(x)	(x)	(x)	(x)	(x)	(x)	(x)	(x)	(x)	(x)	(x)	(x)
Notions (general line).....	29	61	39	22	80,092	197,125	287,696	1,227,350		1,148,308		2,000	692,600
Tailors' trimmings and supplies.....	8	17	14	3	38,004	57,189	108,742	361,094		327,382			40,830
Piece goods.....	102	460	362	98	1,014,192	2,030,361	2,584,211	28,500,887	2.07	26,366,207	92.51	350,880	13,331,020
Cotton goods.....	20	44	32	12	111,305	225,426	6,100,214	6,100,214		6,085,214			4,431,650
Linens.....	2	(x)	(x)	(x)	(x)	(x)	(x)	(x)	(x)	(x)	(x)	(x)	(x)
Piece goods (general line).....	39	258	204	54	442,702	884,792	1,090,408	10,308,332		9,214,041			3,250,540
Rayons.....	3					4,000	8,000	200,000		180,000			75,000
Silks and velvets.....	18	88	67	21	264,143	490,278	882,945	7,752,616		7,144,095			3,183,500
Woolens and worsteds.....	20	67	56	11	192,992	418,728	462,703	4,073,225		3,678,957		350,880	2,381,330
Shoes and other footwear.....	22	158	125	30	376,850	754,719	1,311,587	6,651,071	.48	5,166,824	77.68	126,230	
Electrical.....	147	2,565	2,099	461	5,181,884	10,391,229	7,102,451	68,566,421	4.07	56,984,645	83.1	608,320	24,397,780
Electrical goods (including appliances).....	61	1,449	1,164	285	2,968,284	5,360,944	3,624,614	38,972,425	2.82	35,710,018	91.63	407,980	20,516,540
Electrical merchandise (general line).....	32	684	542	142	1,671,638	2,660,936	2,539,635	25,730,508		23,632,843		47,900	14,530,820
Electrical appliances.....	20	764	622	143	1,416,646	2,709,008	1,084,979	13,241,857		12,077,175		360,080	5,985,720
Electrical equipment and supplies.....	53	292	238	54	623,277	1,220,281	1,130,608	10,902,783	.79	6,977,751	64.00	163,080	3,672,330
Batteries.....	3	49	40	9	95,996	184,130	75,743	632,608		615,722		81,000	158,610
Electrical equipment and supplies (general line).....	47	235	190	45	505,861	926,964	949,117	8,997,399		5,200,205		2,500	2,426,250
Motors and generators.....	3	8	8		21,420	118,192	105,748	1,222,776		1,161,824		80,480	1,087,620
Radios and radio equipment.....	27	386	299	87	874,470	2,495,950	1,678,390	14,145,534	1.03	11,716,922	82.83	33,530	168,860
Refrigerators (electric).....	6	438	393	40	695,853	1,290,040	668,839	4,545,679	.33	2,579,954	56.7	62,830	10,000
Farm products (not elsewhere specified).....	63	591	445	146	932,630	4,096,266	4,370,608	49,624,116	3.60	8,568,110	17.27	112,620	15,124,600
Cotton.....	12	114	98	16	272,626	2,582,047	2,993,817	23,256,573	1.69	451,478	1.94	108,720	8,568,510
Flowers and nursery stock.....	12	323	227	96	421,119	938,027	708,230	3,984,936	.25	2,563,440	76.78	3,300	
Grain.....	9	24	14	10	63,840	143,082	154,108	7,936,578	.68	3,612,072	45.51		2,900,000
Hides, skins, and furs.....	22	112	92	20	137,958	312,437	505,332	5,206,761	.38	1,659,122	31.86		3,417,650
Furs (dressed).....	2												
Furs (raw).....	13	38	24	14	59,709	144,902	240,719	1,788,424		1,239,252			338,140
Hides and skins.....	7	74	68	6	78,249	167,535	255,663	3,418,337		419,870			3,070,510
Horses and mules.....	1	(x)	(x)	(x)	(x)	(x)	(x)	(x)	(x)	(x)	(x)	(x)	(x)
Livestock (other than horses and mules).....	1	(x)	(x)	(x)	(x)	(x)	(x)	(x)	(x)	(x)	(x)	(x)	(x)
Tobacco (leaf).....	3	1	1		2,400	10,797	6,893	156,821	.01	50,629	32.28		40,340
Other farm products.....	3		4	2	6,937	12,053	1,990	364,429	.03	231,369	63.49		189,100
Farm supplies (except machinery and equipment).....	29	177	149	28	420,597	746,807	408,547	13,577,963	.08	6,394,594	47.10	55,470	890,770
Farm supplies (except feed and fer- tilizer).....	5	19	17	2	30,246	57,522	45,572	270,563	.02	133,305	49.27	55,470	3,500
Feed.....	20	148	123	25	366,531	653,720	321,425	12,605,490	.91	5,715,440	45.34		417,270
Feed (exclusively).....	7	(x)	(x)	(x)	(x)	(x)	(x)	(x)	(x)	(x)	(x)	(x)	(x)
Feed and fertilizer.....	1	(x)	(x)	(x)	(x)	(x)	(x)	(x)	(x)	(x)	(x)	(x)	(x)
Hay, grain, and feed.....	12	122	109	13	286,751	541,521	300,166	7,764,589		5,421,540			
Fertilizer and fertilizer materials.....	4	10	9	1	23,820	35,563	41,550	701,910	.05	545,849	77.77		380,000
Food products (not elsewhere specified).....	485	7,101	6,330	771	12,145,671	24,903,689	5,150,181	211,330,585	15.31	113,563,174	53.74	5,581,900	
Confectionery and soft drinks.....	51	568	434	134	1,133,907	3,026,484	656,293	12,894,896	.93	5,387,206	65.04	17,200	
Confectionery and soft drinks (gen- eral line).....	7	69	57	12	171,772	440,398	152,771	2,383,880		2,150,389			
Confectionery.....	18	93	70	23	142,130	245,497	204,375	3,263,400		1,214,540		6,970	
Soft drinks.....	21	40	317	59	820,005	2,340,590	299,147	7,247,556		5,022,271		11,130	
Dairy products.....	28	2,200	2,072	194	3,657,246	7,413,819	640,626	44,891,301	3.25	27,333,442	60.89	5,022,400	
Butter and cheese.....	2	(x)	(x)	(x)	(x)	(x)	(x)	(x)	(x)	(x)	(x)	(x)	(x)
Cheese.....	1	(x)	(x)	(x)	(x)	(x)	(x)	(x)	(x)	(x)	(x)	(x)	(x)
Dairy products (general line).....	15	1,317	1,234	83	2,313,307	4,613,533	380,128	29,678,234		18,087,039		4,505,290	
Ice cream.....	1	(x)	(x)	(x)	(x)	(x)	(x)	(x)	(x)	(x)	(x)	(x)	(x)
Milk and cream (fluid).....	9	638	614	24	883,782	1,651,730	32,644	10,291,362		6,977,537		517,110	
Poultry and poultry products.....	36	245	206	39	358,166	705,142	724,213	9,953,365	.72	6,121,363	61.50	59,620	
Eggs.....	21	152	121	26	192,948	364,821	430,679	5,348,901		3,902,560		2,220	
Poultry.....	5	15	15		25,934	46,473	20,596	870,838		539,272			
Poultry and poultry products (gen- eral line).....	10	76	65	13	139,284	301,848	272,939	3,733,623		1,679,531		57,400	
Dairy and poultry products.....	4	63	45	18	137,171	214,350	57,881	5,370,213	.39	1,982,507	36.92		
Fish and sea foods.....	26	133	116	17	262,322	532,361	121,164	3,623,471	.26	2,891,160	82.06	3,110	
Fruits and vegetables (fresh).....	209	2,103	1,920	183	3,491,356	7,195,510	1,226,368	91,593,219	6.04	39,022,829	42.60		
Fruits.....	48	145	129	16	239,829	505,188	41,538	8,261,364		3,871,409			
Fruits and vegetables (general line) and produce.....	173	1,298	1,196	103	2,540,140	5,258,390	1,093,014	62,654,468		26,361,062			
Vegetables.....	78	660	596	64	711,387	1,431,932	91,811	8,790,358		8,790,358			
Meats and meat products.....	41	1,723	1,537	186	3,105,498	5,766,022	1,732,631	43,104,120	3.12	27,824,673	64.55	479,660	
Meats (fresh).....	4	48	45	3	97,418	167,224	18,995	1,853,779		1,546,631			
Meats and meat products (general line).....	15	239	222	17	419,024	840,868	212,964	5,928,481		2,823,806		48,070	
Meats and provisions.....	22	1,436	1,270	166	2,589,056	4,757,930	1,500,677	35,321,860		23,454,286		431,590	

CENSUS OF DISTRIBUTION

TABLE 3.—WHOLESALE TRADE, BY KIND OF BUSINESS—Continued

An (x) in column indicates that the amounts must be withheld to avoid disclosure of individual operations, but they are included in the totals

KIND OF BUSINESS (Establishments classified by major lines of merchandise)	Number of estab- lish- ments	NUMBER OF EMPLOYEES (proprietors not included)			SALARIES AND WAGES	TOTAL EXPENSES (including salaries and wages)	STOCKS ON HAND, END OF YEAR (at cost)	NET SALES		CREDIT SALES		SALES TO ULTIMATE CONSUM- ERS (at retail)	SALES TO INDUS- TRIAL CON- SUMERS
		Total	Male	Fe- male				Amount	Per cent of total	Amount	Per cent of net sales		
LOS ANGELES—Continued													
Forest products (except lumber).....	10	99	88	11	\$199,974	\$484,054	\$375,835	\$3,815,676	0.28	\$3,234,656	84.77	\$18,330	\$2,541,800
Boxes, shooks, and cooperage.....	11	51	44	7	101,817	233,813	98,572	2,912,916	.21	2,339,566	80.32	48,330	1,885,049
Boxes and box shooks.....	8	18	13	5	51,634	150,929	85,900	2,493,298	2,090,743	42,000	1,842,749
Cooperage.....	3	33	31	2	50,183	82,884	12,672	319,618	248,823	6,330	42,300
Logs, railroad ties, piles, etc.....	1	(x)	(x)	(x)	(x)	(x)	(x)	(x)	(x)	(x)	(x)
Other forest products.....	4	24	23	1	42,704	75,128	25,957	385,955	.02	328,315	97.72	90,050
Furniture and house furnishings.....	165	1,731	1,427	324	2,929,860	5,763,156	7,500,650	37,024,456	2.69	25,015,089	67.57	65,280	1,210,630
Furniture.....	60	675	530	139	1,173,113	2,393,254	3,273,140	14,762,523	1.07	10,119,326	68.52	2,090	224,450
Antique goods and furniture (second- hand).....	3	(x)	(x)	(x)	(x)	(x)	(x)	(x)	(x)	(x)	(x)
Furniture (general line).....	37	192	146	46	369,091	633,028	870,868	2,995,279	2,388,065
Furniture (household).....	30	379	304	75	631,575	1,290,325	2,050,229	9,632,889	5,993,596	2,090	20,920
Furniture (office).....	9	73	61	12	175,719	359,173	241,674	1,352,679	1,328,358	197,530
Other furniture (specialty lines).....	2	(x)	(x)	(x)	(x)	(x)	(x)	(x)	(x)	(x)	(x)
House furnishings.....	90	941	778	163	1,453,089	2,658,100	3,830,659	18,045,486	1.31	14,230,528	78.86	33,760	983,220
Art goods.....	13	57	48	9	124,023	202,177	169,311	1,144,851	1,092,259
Brooms and brushes.....	6	285	204	21	103,535	152,845	105,074	453,575	420,934	1,200	62,550
China, glassware, and crockery.....	16	91	71	20	207,182	355,320	339,240	1,651,442	1,298,690	178,420
Curtains and draperies.....	6	142	100	30	297,891	489,000	571,787	2,075,887	2,425,225	241,840
Floor coverings.....	24	126	104	22	201,860	528,879	1,048,853	0,109,009	4,098,243	18,786	464,200
House furnishings (general line).....	10	138	94	44	285,800	645,474	1,222,798	4,722,045	3,953,639	12,610	36,710
Household supplies.....	8	70	61	9	100,755	161,991	297,094	761,215	438,787	(x)	10,000
Lamps and lamp shades.....	2	(x)	(x)	(x)	(x)	(x)	(x)	(x)	(x)	(x)	(x)
Pictures and picture frames.....	5	(x)	(x)	(x)	(x)	(x)	(x)	(x)	(x)	(x)	(x)
Musical instruments and sheet music.....	9	135	113	22	303,648	706,802	436,842	4,216,477	.31	665,835	15.70	28,530	8,000
General merchandise.....	7	32	20	6	66,403	141,734	77,402	1,000,685	.08	316,816	29.77	1,597	182,120
Groceries and food specialties.....	229	3,688	2,952	730	6,802,424	13,473,062	13,432,287	197,888,069	14.34	101,289,270	51.19	39,800	158,620
Groceries (general line).....	94	2,037	1,759	278	3,508,063	6,144,770	8,475,409	110,801,670	8.03	52,764,732	47.62	8,000
Food and grocery specialties.....	135	1,651	1,193	458	3,293,791	7,328,883	4,956,878	87,080,399	6.31	48,524,547	55.72	31,140	158,620
Bakery products.....	7	198	193	5	442,707	989,177	87,579	3,893,792	1,107,212
Beans (dried).....	3	17	14	3	64,710	122,817	332,367	3,297,171	496,028
Biscuits and crackers.....	1	(x)	(x)	(x)	(x)	(x)	(x)	(x)	(x)	(x)	(x)
Canned fruits and vegetables.....	6	11	6	6	22,433	50,808	70,399	2,437,084	2,084,800
Canned goods (general line).....	6	74	56	18	159,911	339,566	437,644	7,620,768	4,863,358
Canned sea food.....	5	9	6	3	20,838	41,017	5,641	944,560	395,490
Cereals.....	5	(x)	(x)	(x)	(x)	(x)	(x)	(x)	(x)	(x)	(x)
Coffee.....	7	103	86	17	241,182	802,543	261,723	11,556,878	10,657,020
Coffee, tea, and spices.....	10	192	142	50	382,597	695,692	511,581	4,023,457	3,009,361
Flour, flour and feed.....	10	166	140	26	415,950	778,436	1,470,214	14,928,803	13,556,290
Fruit and vegetables (dried).....	5	14	10	4	15,000	45,399	85,798	546,760	204,724
Food substitutes.....	2	(x)	(x)	(x)	(x)	(x)	(x)	(x)	(x)	(x)	(x)
Soaps and soap powders.....	1	(x)	(x)	(x)	(x)	(x)	(x)	(x)	(x)	(x)	(x)
Sugar.....	2	(x)	(x)	(x)	(x)	(x)	(x)	(x)	(x)	(x)	(x)
Other food and grocery specialties.....	60	819	593	216	1,344,062	3,363,104	1,540,744	29,780,070	11,964,717	30,140	158,620
Hardware.....	58	1,473	1,200	264	2,763,496	4,161,701	8,012,227	27,150,498	1.97	24,063,288	88.63	17,140	10,380,810
Hardware (general line).....	24	1,177	982	195	2,277,125	3,426,827	6,872,338	22,392,880	1.62	19,970,714	89.18	13,540	9,782,139
Hardware (specialty).....	34	296	227	69	486,371	734,874	1,139,889	4,757,612	.34	4,092,574	86.02	3,600	668,680
Builders' hardware.....	10	54	48	6	105,595	180,648	199,707	1,443,114	1,019,698	207,250
Heavy hardware.....	4	32	26	6	59,760	93,913	198,106	678,960	545,792
Shelf hardware.....	6	11	11	1	27,368	40,492	50,780	283,459	212,604	7,190
Tools and cutlery.....	3	26	25	1	48,205	57,835	19,181	160,366	160,366	39,000
Other hardware.....	11	173	117	56	251,443	301,986	672,110	2,285,707	2,257,644	3,600	351,240
Iron and steel scrap and other waste materials.....	17	270	170	109	397,094	683,395	396,032	4,817,831	.35	4,197,084	87.12	51,860	3,021,850
Iron and steel scrap.....	4	65	45	20	103,841	170,866	87,644	1,495,516	.11	1,184,39	79.20	1,177,060
Junk and scrap, waste rubber, rags, and paper.....	13	214	125	89	293,253	512,529	308,388	3,322,315	.24	3,012,694	90.68	51,860	1,844,790
Jewelry and optical goods.....	83	486	364	122	1,040,110	2,320,627	3,665,921	13,661,495	.99	10,939,239	80.07	308,180	482,020
Jewelry.....	73	380	282	98	872,342	1,016,864	3,413,084	12,537,347	.91	10,103,940	80.59	286,180	461,000
Clocks and watches.....	3	5	5	42,190	64,790	15,600	660,088	61,571
Diamonds and other precious stones.....	18	36	25	11	109,399	235,567	1,032,455	2,480,379	1,477,019	194,400	372,030
Jewelry (general line).....	50	315	233	82	671,827	1,529,591	2,136,154	8,390,064	8,115,246	91,780	89,960
Silverware.....	1	(x)	(x)	(x)	(x)	(x)	(x)	(x)	(x)	(x)	(x)
Other jewelry.....	1	(x)	(x)	(x)	(x)	(x)	(x)	(x)	(x)	(x)	(x)
Optical goods.....	10	106	82	24	167,777	403,763	252,837	1,124,148	.08	835,293	74.80	22,000	20,630
Leather and leather goods (except gloves and shoes).....	23	138	114	24	299,768	600,477	777,868	3,231,667	.23	2,800,122	86.65	28,780	605,970
Leather and leather goods (general line).....	2	(x)	(x)	(x)	(x)	(x)	(x)	(x)	(x)	(x)	(x)
Leather and leather belting.....	6	33	27	6	69,500	132,009	131,066	741,633	.05	631,111	85.10	28,780	462,460
Leather.....	3	14	10	4	23,193	44,124	77,740	308,134	257,255	19,000	121,820
Leather belting.....	3	19	17	2	46,307	87,885	53,866	433,504	373,856	6,780	330,640
Luggage and leather goods.....	8	(x)	(x)	(x)	(x)	(x)	(x)	(x)	(x)	(x)	(x)
Shoe findings.....	7	42	37	5	84,956	139,844	283,780	1,105,640	.08	899,612	81.37	800

WHOLESALE DISTRIBUTION—CALIFORNIA: 1929

217

TABLE 3.—WHOLESALE TRADE, BY KIND OF BUSINESS—Continued

[An (x) in column indicates that the amounts must be withheld to avoid disclosure of individual operations, but they are included in the totals]

KIND OF BUSINESS (Establishments classified by major lines of merchandise)	Number of establishments	NUMBER OF EMPLOYEES (proprietors not included)			SALARIES AND WAGES	TOTAL EXPENSES (including salaries and wages)	STOCKS ON HAND, END OF YEAR (at cost)	NET SALES		CREDIT SALES		SALES TO ULTIMATE CONSUMERS (at retail)	SALES TO INDUSTRIAL CONSUMERS
		Total	Male	Female				Amount	Per cent of total	Amount	Per cent of net sales		
LOS ANGELES—Continued													
Lumber and building materials (other than metal).....	176	2,956	2,685	271	\$6,175,438	\$11,121,930	\$9,368,110	\$93,745,771	6.70	\$76,206,101	81.29	\$1,057,970	\$10,336,850
Construction and building materials (other than metal and wood).....	114	1,470	1,270	200	3,462,835	7,176,459	3,716,314	48,941,699	3.55	42,008,775	87.67	572,900	4,359,270
Asbestos products.....	2	(x)	(x)	(x)	(x)	(x)	(x)	(x)	(x)	(x)	(x)	(x)	(x)
Brick and tiles.....	23	180	155	31	474,517	824,600	1,342,427	5,595,503	-----	4,400,894	-----	1,630	16,190
Building stone.....	3	48	46	2	92,555	114,541	77,045	431,950	-----	431,950	-----	-----	-----
Cement.....	8	78	74	4	236,240	921,608	367,126	13,600,620	-----	13,593,365	-----	-----	733,160
Glass.....	12	226	194	32	524,953	987,707	634,545	2,684,328	-----	2,684,328	-----	32,010	239,840
Granite and marble.....	2	(x)	(x)	(x)	(x)	(x)	(x)	(x)	-----	(x)	-----	(x)	(x)
Lime, plaster, etc.....	1	(x)	(x)	(x)	(x)	(x)	(x)	(x)	-----	(x)	-----	(x)	(x)
Roofing materials (nonmetallic).....	2	(x)	(x)	(x)	(x)	(x)	(x)	(x)	-----	(x)	-----	(x)	(x)
Sand, gravel, and crushed stone.....	14	29	29	-----	54,716	163,806	27,604	1,344,609	-----	1,344,609	-----	-----	69,530
Other building materials.....	47	705	618	87	1,042,603	3,249,314	1,098,878	17,825,866	-----	16,376,993	-----	539,320	3,296,350
Lumber and millwork.....	62	1,486	1,415	71	2,712,603	3,045,471	5,651,796	44,804,072	3.26	33,207,326	74.32	485,010	5,077,080
Lumber.....	48	1,323	1,278	45	2,307,465	3,228,685	5,237,437	39,160,500	-----	27,974,776	-----	485,010	3,879,460
Lumber and millwork.....	5	81	65	16	204,521	368,447	23,031	3,210,014	-----	3,149,503	-----	-----	1,296,880
Millwork.....	9	82	72	10	200,617	348,339	391,328	2,443,568	-----	2,173,047	-----	-----	800,740
Machinery, equipment and supplies (except electrical).....	419	4,255	3,600	655	9,715,990	19,876,871	16,670,706	133,199,881	9.65	107,428,934	80.65	1,003,470	77,954,217
Commercial equipment and supplies.....	67	665	554	111	1,379,233	2,449,474	1,439,349	18,981,182	1.38	7,062,127	37.21	78,890	1,071,260
Automatic vending machinery.....	2	(x)	(x)	(x)	(x)	(x)	(x)	(x)	-----	(x)	-----	(x)	(x)
Butchers' equipment and supplies.....	5	27	24	3	49,762	82,960	41,200	272,293	-----	266,411	-----	-----	12,520
Filling station equipment and supplies.....	9	73	61	12	154,565	228,579	207,438	666,773	-----	538,133	-----	-----	108,270
Hotel and restaurant equipment and supplies.....	12	180	151	29	343,732	704,811	496,300	3,021,031	-----	2,542,189	-----	4,610	266,890
Office equipment and supplies (other than furniture).....	19	135	97	38	202,909	309,998	108,341	1,234,486	-----	603,761	-----	67,820	46,820
Soda fountain equipment and supplies.....	1	(x)	(x)	(x)	(x)	(x)	(x)	(x)	-----	(x)	-----	(x)	(x)
Store equipment and supplies (general line).....	14	166	152	14	434,336	636,697	188,032	3,728,934	-----	3,363,821	-----	6,000	560,550
Other commercial machinery, equipment and supplies.....	5	52	38	14	93,477	356,360	233,132	9,782,495	-----	188,392	-----	-----	75,590
Construction equipment and supplies.....	21	196	177	19	479,399	1,012,835	1,012,024	4,702,392	.34	4,062,773	86.40	376,550	1,560,690
Builders' supplies.....	3	28	28	-----	45,669	102,104	60,098	486,516	-----	481,150	-----	-----	325,150
Construction machinery, equipment and supplies (general line).....	13	154	137	17	406,946	849,325	825,598	3,809,805	-----	3,280,907	-----	376,550	1,106,620
Road machinery and equipment.....	5	14	12	2	26,784	61,400	120,328	390,011	-----	300,710	-----	-----	128,920
Farm machinery and equipment.....	11	100	165	25	395,956	929,447	1,313,850	4,974,168	.30	4,583,457	92.15	50,000	120,660
Dairy equipment.....	5	65	53	12	126,463	352,774	274,230	2,000,944	-----	1,797,751	-----	-----	194,240
Farm machinery and equipment.....	6	125	112	13	269,493	576,663	1,039,620	2,973,224	-----	2,785,706	-----	50,000	10,420
Manufacturing, mining, and drilling machinery, equipment and supplies.....	224	2,348	2,032	316	5,682,371	12,158,930	10,362,202	90,467,912	6.55	80,684,199	89.19	1,159,210	72,992,157
Bakers' equipment and supplies.....	4	30	27	3	66,223	116,684	102,680	359,822	-----	259,775	-----	-----	80,000
Bottles and bottling equipment.....	6	29	21	8	89,916	140,477	131,530	1,708,869	-----	1,541,914	-----	45,650	274,360
Chemical equipment and supplies.....	1	(x)	(x)	(x)	(x)	(x)	(x)	(x)	-----	(x)	-----	(x)	(x)
Conveyor and hoisting machinery.....	6	29	23	6	59,109	96,009	56,622	542,651	-----	605,417	-----	-----	335,010
Drilling machinery.....	1	(x)	(x)	(x)	(x)	(x)	(x)	(x)	-----	(x)	-----	(x)	(x)
Foundry equipment and supplies.....	1	(x)	(x)	(x)	(x)	(x)	(x)	(x)	-----	(x)	-----	(x)	(x)
Jewelers' equipment and supplies.....	4	19	15	4	50,199	72,983	63,387	380,711	-----	316,667	-----	-----	115,000
Machine tools.....	11	63	60	3	188,439	487,224	520,563	2,299,494	-----	2,182,104	-----	-----	2,655,900
Mechanical rubber goods.....	14	98	80	18	294,099	546,052	302,822	2,850,037	-----	1,729,206	-----	222,300	1,946,810
Mill and mine supplies (general line).....	9	147	123	24	343,036	592,600	675,901	3,025,420	-----	2,772,910	-----	159,440	2,851,940
Oil well machinery, equipment and supplies.....	28	430	385	45	1,847,003	3,887,366	3,440,222	37,410,926	-----	36,446,412	-----	6,850	39,156,240
Power engines.....	3	2	2	-----	4,472	9,747	1,164	251,320	-----	22,141	-----	1,470	750
Power house equipment.....	4	35	34	1	60,185	112,883	39,721	555,124	-----	434,304	-----	-----	458,550
Printers and lithographers' supplies.....	8	72	65	7	165,498	305,094	295,640	1,114,190	-----	516,972	-----	-----	406,870
Pumps, pump parts and supplies.....	11	231	214	17	410,376	707,002	548,109	2,023,098	-----	2,090,640	-----	428,800	1,336,860
Textile machinery and equipment.....	4	35	26	9	54,655	95,650	83,923	408,972	-----	389,047	-----	-----	222,240
Welding equipment.....	4	10	7	3	8,726	16,075	4,808	184,071	-----	182,524	-----	1,150	143,970
Other industrial machinery, equipment and supplies.....	105	1,078	921	157	2,445,340	4,720,261	3,893,251	33,856,752	-----	29,145,776	-----	290,620	24,879,287
Professional equipment and supplies.....	37	453	349	104	859,912	1,663,609	1,236,574	5,906,874	.43	3,856,510	65.30	199,760	211,340
Art supplies.....	3	56	36	20	95,255	195,970	60,827	339,065	-----	234,867	-----	128,620	-----
Dental supplies and equipment.....	6	68	51	17	138,139	218,628	193,852	1,077,660	-----	686,836	-----	-----	-----
Pharmacists' supplies.....	1	(x)	(x)	(x)	(x)	(x)	(x)	(x)	-----	(x)	-----	(x)	(x)
School equipment and supplies.....	3	21	20	1	39,122	69,465	63,240	283,681	-----	278,874	-----	15,000	-----
Scientific and laboratory equipment and supplies.....	7	104	83	21	190,182	410,893	350,830	1,723,561	-----	1,381,660	-----	-----	76,900
Surgical, medical, and hospital equipment and supplies.....	15	182	143	39	355,965	697,843	506,881	2,189,889	-----	1,167,011	-----	14,260	-----
Other professional equipment and supplies.....	2	(x)	(x)	(x)	(x)	(x)	(x)	(x)	-----	(x)	-----	(x)	(x)

TABLE 3.—WHOLESALE TRADE, BY KIND OF BUSINESS—Continued

[An (x) in column indicates that the amounts must be withheld to avoid disclosure of individual operations, but they are included in the totals]

KIND OF BUSINESS (Establishments classified by major lines of merchandise)	Number of establishments	NUMBER OF EMPLOYEES (proprietors not included)			SALARIES AND WAGES	TOTAL EXPENSES (including salaries and wages)	STOCKS ON HAND, END OF YEAR (at cost)	NET SALES		CREDIT SALES		SALES TO ULTIMATE CONSUMERS (at retail)	SALES TO INDUSTRIAL CONSUMERS
		Total	Male	Female				Amount	Per cent of total	Amount	Per cent of net sales		
LOS ANGELES—Continued													
Machinery, equipment and supplies (except electrical)—Continued.													
Service equipment and supplies.....	51	377	304	73	\$865,105	\$1,552,599	\$1,238,363	\$7,338,954	.53	\$0,491,509	88.45	\$30,000	\$1,084,120
Barber and beauty parlor equipment and supplies.....	13	127	90	31	204,084	495,894	227,375	1,689,195		1,190,003		32,800	
Dry cleaners' supplies and allied products.....	1	(x)	(x)	(x)	(x)	(x)	(x)	(x)		(x)			
Fire protection equipment.....	5	39	28	11	97,100	178,111	155,402	752,332		604,053			1,000
Janitors' equipment and supplies.....	6	53	40	7	108,053	181,388	70,017	602,417		570,038		2,010	216,999
Laundry equipment and supplies.....	6	60	51	9	150,769	339,910	352,304	2,002,165		1,932,020			1,278,210
Service equipment and supplies (general line).....	5	33	35	3	67,008	103,204	44,021	323,886		293,080			
Shoe repairers' equipment and supplies.....	1	(x)	(x)	(x)	(x)	(x)	(x)	(x)		(x)			
Undertakers' supplies.....	3	8	8		18,136	44,297	120,916	577,130		576,440			14,550
Upholsterers' supplies.....	6	38	28	10	118,276	176,331	234,017	1,233,018		1,190,248			141,210
Warehouse equipment and supplies.....	5	6	5	1	9,915	11,864	10,860	55,088		37,601		4,190	32,120
Transportation equipment and supplies.....	8	26	19	7	54,014	109,971	71,344	828,399	.06	688,200	83.00		403,990
Metals and minerals (except petroleum and scrap).....	77	760	640	120	1,737,113	3,502,455	6,067,438	57,292,174	4.15	50,005,233	87.28	98,350	48,953,820
Coal and coke.....	5	31	28	3	52,880	100,088	58,104	705,629	.06	732,053	95.73	32,070	558,159
Iron and steel (except scrap).....	57	648	552	96	1,405,275	2,965,986	6,368,001	45,720,614	3.31	40,533,005	88.65	65,080	38,252,990
Metals and metal work (other than iron and steel).....	15	81	60	21	218,958	436,481	541,333	10,805,931	.78	8,730,185	80.87		10,142,050
Paper and paper products.....	60	1,067	854	213	2,124,850	3,399,804	3,396,434	20,964,902	1.52	18,002,452	80.30	64,010	7,307,450
Paper and paper products (general line).....	29	629	512	117	1,312,950	1,880,693	2,148,542	14,800,168	1.08	13,354,052	80.03	55,500	6,405,530
Paper and paper products (specialty, other than specified).....	12	114	97	17	249,429	462,124	467,635	2,769,876	.20	2,071,138	74.77		701,920
Stationery and stationery supplies.....	19	278	209	69	477,013	802,370	557,880	2,072,735	.20	2,107,867	81.11	20	80,000
Wall paper.....	6	46	36	10	86,452	248,707	222,377	623,123	.04	498,795	80.05	9,000	
Petroleum and petroleum products.....	65	2,572	2,203	369	4,491,306	10,930,665	3,536,826	110,037,814	7.97	77,748,524	70.00	249,820	10,074,500
Plumbing and heating equipment and supplies.....	83	1,134	968	166	2,249,977	4,178,311	4,000,803	24,225,706	1.76	20,479,950	84.55	208,300	6,471,610
Plumbing equipment and supplies.....	64	1,034	833	151	2,000,382	3,784,200	3,813,630	21,953,543	1.50	19,217,791	87.54	61,020	6,432,820
Pipe, valves, and fittings.....	13	162	139	23	349,011	615,893	594,343	5,350,392		3,742,383		8,140	3,057,050
Plumbing and heating equipment and supplies (general line) and plumbing and mill supplies.....	37	826	707	119	1,551,624	2,988,020	3,108,864	15,404,060		14,941,136		41,080	3,100,010
Ventilating equipment and supplies.....	3	8	5	3	22,466	31,164		255,120		167,569		11,800	100,560
Other plumbing and heating equipment and supplies.....	11	38	32	6	76,681	138,313	110,429	984,965		360,703			68,200
Heating equipment and supplies.....	19	100	85	15	249,695	394,051	280,167	2,272,163	.17	1,262,165	55.55	147,280	30,200
Heating equipment (general line).....	12	80	67	13	199,500	299,559	190,734	1,614,709		920,694		128,170	11,440
Oil burners.....	3	4	4		8,340	35,691	5,443	74,333		39,970		19,110	27,850
Stoves and ranges.....	4	16	14	2	41,755	61,801	89,900	583,124		304,801			
Tobacco and tobacco products (except leaf).....	83	332	292	40	605,496	1,280,949	910,207	21,167,460	1.53	16,364,960	77.49	9,200	1,200
Cigars.....	3	63	55	8	133,469	439,345	105,862	3,949,018		3,905,058		9,200	
Cigars, cigarettes, and tobacco.....	30	269	237	32	472,027	841,604	804,345	17,208,451		12,489,908			1,200
All other.....	111	831	620	211	1,369,114	2,509,120	2,280,189	10,695,410	1.43	13,433,040	88.21	504,450	6,322,690
Books, periodicals, and newspapers.....	12	267	188	79	344,053	537,020	313,721	2,901,988	.21	1,096,820	37.80	104,210	
Oils and greases (animal and vegetable).....	3	3	2	1	5,100	11,120	175	1,038,200	.08	400,000	38.53		
Rubber goods (general line).....	1	(x)	(x)	(x)	(x)	(x)	(x)	(x)		(x)		(x)	(x)
Textiles and textile materials (other than dry goods).....	27	173	120	53	325,617	597,452	866,269	4,054,075	.30	4,078,252	82.32	208,040	1,573,260
Bags and bagging.....	6	58	33	25	53,773	106,227	163,393	601,695		504,632		96,530	206,250
Cordage and twine.....	2	(x)	(x)	(x)	(x)	(x)	(x)	(x)		(x)			(x)
Textiles and textile materials (general line).....	12	69	54	15	180,651	321,325	413,688	2,911,625		2,584,551		110,410	889,200
Yarn.....	1	(x)	(x)	(x)	(x)	(x)	(x)	(x)		(x)			(x)
Other textiles (exclusive of dry goods).....	6	35	22	13	57,405	121,852	123,768	642,066		577,024			357,750
Miscellaneous kinds of business.....	68	318	247	71	528,414	1,023,080	669,073	7,160,271	.52	4,857,908	67.85	193,300	1,749,430
Advertising goods.....	14	51	46	5	120,441	180,410	2,224	648,897		136,862		100	
Artificial flowers, plants, etc.....	2	(x)	(x)	(x)	(x)	(x)	(x)	(x)		(x)			(x)
Boats.....	1	(x)	(x)	(x)	(x)	(x)	(x)	(x)		(x)			(x)
Ice.....	4	68	56	7	113,950	243,351	410	921,337		769,623		187,970	12,630
Novelties.....	24	122	88	34	207,945	394,013	384,042	2,337,877		1,555,707		5,230	90,920
Rubber (crude).....	4	10	7	3	12,165	28,518	12,000	1,417,895		1,267,805			1,320,320
Smokers' supplies.....	3	5	4	1	9,018	22,057	33,207	269,069		147,927			
Miscellaneous kinds of business (other than specified).....	16	59	41	15	55,138	129,030	200,431	1,426,192		868,080			364,560

TABLE 3.—WHOLESALE TRADE, BY KIND OF BUSINESS—Continued

[An (x) in column indicates that the amounts must be withheld to avoid disclosure of individual operations, but they are included in the totals]

KIND OF BUSINESS (Establishments classified by major lines of merchandise)	Number of estab- lish- ments	NUMBER OF EMPLOYEES (proprietors not in- cluded)			SALARIES AND WAGES	TOTAL EXPENSES (including salaries and wages)	STOCKS ON HAND, END OF YEAR (at cost)	NET SALES		CREDIT SALES		SALES TO ULTIMATE CONSUM- ERS (at retail)	SALES TO INDUS- TRIAL CON- SUMERS
		Total	Male	Female				Amount	Per cent of total	Amount	Per cent of net sales		
SAN FRANCISCO													
Total.....	3,154	37,545	29,807	7,738	\$77,535,544	\$157,920,860	\$144,105,010	\$1,784,174,952	100.00	\$990,391,006	55.51	\$10,121,770	\$284,363,360
Wholesalers only.....	1,571	19,558	15,074	3,884	30,358,609	80,214,402	70,890,405	773,093,872	43.33	473,735,487	61.28	7,458,780	91,570,237
All other types of wholesale estab- lishments.....	1,583	17,987	14,133	3,854	38,176,875	77,706,258	64,214,005	1,011,081,080	66.67	516,655,519	51.10	2,662,990	203,374,123
Amusement and sporting goods.....	72	832	550	276	1,572,779	3,174,417	2,285,106	21,784,404	1.22	11,040,670	50.68	330,830	143,070
Amusement and sporting goods (ex- cept cameras and motion-picture equipment and supplies).....	40	418	312	106	734,087	1,596,444	1,082,373	8,712,608	.49	4,800,880	55.10	334,860	-----
Amusement equipment and suppl- ies.....	2	(x)	(x)	(x)	(x)	(x)	(x)	(x)	-----	(x)	-----	(x)	-----
Bicycles and supplies.....	1	(x)	(x)	(x)	(x)	(x)	(x)	(x)	-----	(x)	-----	(x)	-----
Billiards, bowling equipment, and supplies.....	3	64	53	11	107,310	249,004	134,907	684,036	-----	633,760	-----	-----	-----
Sporting goods (general line).....	23	224	152	72	362,308	882,870	1,043,651	4,982,696	-----	2,108,456	-----	330,570	-----
Toys, novelties, and fireworks.....	17	118	98	20	234,429	409,486	449,702	2,318,897	-----	1,419,024	-----	590	-----
Cameras and motion-picture equip- ment and supplies.....	26	414	244	170	838,602	1,577,973	602,733	13,071,886	.73	6,239,790	47.73	1,970	143,070
Cameras and photographic supplies.....	5	139	91	48	252,031	504,080	513,004	6,034,029	-----	5,952,192	-----	1,470	-----
Moving-picture apparatus.....	4	29	26	3	54,070	90,816	50,125	280,591	-----	130,733	-----	500	143,070
Moving-picture films.....	17	246	127	119	632,682	933,077	83,514	6,750,666	-----	147,865	-----	-----	-----
Automotive.....	114	1,539	1,314	225	3,275,627	7,327,421	6,823,680	40,546,603	2.01	18,420,310	30.57	4,415,380	2,544,240
Automobiles and other motor vehicles.....	10	302	320	42	818,755	2,008,317	1,900,323	20,463,334	1.15	310,855	1.52	4,121,400	-----
Automobiles (new and used).....	5	302	268	34	705,871	1,830,771	1,500,436	10,211,310	-----	(x)	-----	3,843,100	-----
Automobiles (used).....	1	(x)	(x)	(x)	(x)	(x)	(x)	(x)	-----	(x)	-----	(x)	-----
Trucks and tractors.....	4	(x)	(x)	(x)	(x)	(x)	(x)	(x)	-----	(x)	-----	(x)	-----
Automotive equipment.....	51	724	614	110	1,388,978	2,740,683	1,970,414	12,130,142	.68	8,995,976	74.16	116,050	1,350,340
Automotive accessories.....	8	75	62	13	189,970	372,702	161,134	2,102,292	-----	1,737,249	-----	69,730	-----
Automotive equipment (general line).....	37	382	324	58	667,302	1,194,168	1,094,042	6,042,376	-----	4,499,550	-----	77,340	1,150,610
Automotive equipment (specialty lines).....	6	267	228	39	534,616	1,179,823	755,238	3,385,475	-----	2,769,170	-----	38,710	127,000
Automobile parts (new).....	35	160	146	23	355,122	753,449	1,298,693	3,090,481	.17	2,291,447	73.93	62,530	701,570
Tires and tubes.....	18	284	234	50	712,772	1,728,972	1,634,250	10,853,646	.61	6,822,042	62.85	115,400	395,330
Chemicals, drugs, and allied products.....	175	2,248	1,601	557	4,700,925	9,498,031	9,756,233	74,465,112	4.17	54,853,921	73.66	284,650	17,944,660
Chemicals.....	52	551	449	102	1,343,250	2,822,510	2,341,589	29,690,703	1.60	23,662,138	79.70	218,250	16,241,170
Chemicals (industrial).....	24	338	277	61	852,122	1,462,088	1,888,159	20,540,527	-----	18,463,496	-----	30,000	9,453,120
Dyestuffs.....	5	20	15	5	46,763	100,531	67,956	680,570	-----	402,908	-----	20,550	312,110
Explosives.....	3	78	57	19	223,122	743,709	149,846	5,711,307	-----	2,578,981	-----	-----	5,711,360
Insecticides.....	4	20	27	2	39,172	93,068	57,197	413,559	-----	205,427	-----	117,700	-----
Other chemicals.....	16	88	73	15	132,071	422,433	183,432	2,344,670	-----	1,861,266	-----	-----	764,580
Drugs and drug sundries (general line).....	22	874	656	218	1,551,340	2,793,140	3,026,126	27,476,879	1.54	19,415,660	70.06	100	9,300
Drugs and drug sundries (specialty).....	40	307	208	90	698,864	1,611,194	1,378,153	6,976,675	.39	3,811,756	54.64	21,900	1,200
Drugs.....	16	141	104	37	185,120	397,401	239,410	2,425,239	-----	769,050	-----	3,840	-----
Drug sundries.....	6	47	34	13	126,637	256,818	205,622	1,690,491	-----	701,741	-----	8,000	-----
Patent medicines.....	9	70	35	11	160,004	727,552	120,700	1,847,630	-----	1,588,116	-----	-----	-----
Rubber goods (druggists').....	1	(x)	(x)	(x)	(x)	(x)	(x)	(x)	-----	(x)	-----	(x)	-----
Sanitary supplies, insecticides, etc.....	1	(x)	(x)	(x)	(x)	(x)	(x)	(x)	-----	(x)	-----	(x)	-----
Whisky.....	1	(x)	(x)	(x)	(x)	(x)	(x)	(x)	-----	(x)	-----	(x)	-----
Other alcoholic beverages.....	0	28	21	7	100,381	190,351	740,786	943,288	-----	687,508	-----	10,660	-----
Paints, varnishes, lacquers, and enamels.....	43	441	325	116	889,590	1,926,072	1,704,049	7,690,727	.43	5,406,330	71.22	43,850	1,692,990
Toilet articles and preparations.....	18	75	53	22	223,863	345,097	406,316	2,730,128	.16	2,558,034	93.70	520	-----
Toilet articles.....	3	3	3	-----	9,440	20,092	49,830	208,144	-----	120,000	-----	-----	-----
Toilet preparations.....	15	72	50	22	214,423	325,005	356,926	2,521,984	-----	2,438,034	-----	520	-----
Dry goods and apparel.....	351	3,053	2,187	866	6,280,312	13,004,955	15,131,536	114,033,873	6.30	80,813,033	70.87	52,890	9,452,060
Clothing and furnishings (other than millinery and footwear).....	185	1,397	1,034	363	2,993,281	5,945,405	7,892,108	52,005,030	2.95	37,550,693	71.28	32,740	22,260
Clothing (general line).....	2	(x)	(x)	(x)	(x)	(x)	(x)	(x)	-----	(x)	-----	(x)	-----
Clothing and furnishings.....	9	153	127	26	424,720	936,119	2,419,978	8,132,969	-----	7,480,744	-----	-----	-----
Clothing, men's and boys'.....	24	109	133	36	316,509	586,876	813,563	5,253,170	-----	2,274,772	-----	19,590	11,130
Clothing, women's and children's.....	47	342	223	119	670,963	1,388,619	632,005	13,437,758	-----	8,639,801	-----	3,000	-----
Furnishings (general line).....	12	60	46	14	155,031	287,964	516,751	2,823,028	-----	2,330,896	-----	4,390	-----
Furnishings, men's and boys'.....	23	219	177	42	417,845	870,305	974,421	6,200,339	-----	4,602,379	-----	-----	-----
Furnishings, women's and children's.....	33	223	151	72	522,012	917,420	1,426,437	7,814,424	-----	4,921,496	-----	-----	-----
Furs and fur clothing.....	10	33	21	12	70,472	172,176	263,920	1,618,177	-----	1,247,348	-----	-----	-----
Hats and caps.....	4	61	49	12	99,617	232,229	202,716	1,142,191	-----	1,142,191	-----	5,780	-----
Hosiery.....	20	110	85	25	243,620	452,344	613,740	5,293,709	-----	4,025,683	-----	-----	-----
Other clothing and furnishings.....	1	(x)	(x)	(x)	(x)	(x)	(x)	(x)	-----	(x)	-----	(x)	-----
Dry goods (general line).....	31	590	433	157	1,083,635	2,838,271	2,420,343	18,671,486	1.05	14,858,390	79.58	5,070	235,820
Dry goods (specialty, other than spec- ified).....	12	31	25	6	41,227	99,906	99,006	1,693,392	.10	182,143	10.72	-----	-----
Knit goods.....	6	6	5	1	12,277	42,030	9,428	917,878	-----	135,000	-----	-----	-----
Other dry goods.....	6	25	20	5	28,950	57,876	89,578	781,514	-----	47,143	-----	-----	-----
Millinery and millinery supplies.....	10	197	60	137	268,049	463,515	297,760	1,811,042	.10	1,242,089	68.58	-----	-----

CENSUS OF DISTRIBUTION

TABLE 3.—WHOLESALE TRADE, BY KIND OF BUSINESS—Continued

[An (x) in column indicates that the amounts must be withheld to avoid disclosure of individual operations, but they are included in the totals]

KIND OF BUSINESS (Establishments classified by major lines of merchandise)	Number of establishments	NUMBER OF EMPLOYEES (proprietors not included)			SALARIES AND WAGES	TOTAL EXPENSES (including salaries and wages)	STOCKS ON HAND, END OF YEAR (at cost)	NET SALES		CREDIT SALES		SALES TO ULTIMATE CONSUMERS (at retail)	SALES TO INDUSTRIAL CONSUMERS
		Total	Male	Female				Amount	Per cent of total	Amount	Per cent of net sales		
SAN FRANCISCO—Continued													
Dry goods and apparel—Continued.													
Notions.....	32	233	153	80	\$430,399	\$749,300	\$1,053,019	\$6,953,695	.30	\$5,193,191	74.08	\$15,080	\$959,930
Gloves.....	5	27	19	8	72,698	115,447	238,904	1,571,811	(x)	974,731	(x)	(x)	(x)
Laces and embroideries.....	2	(x)	(x)	(x)	(x)	(x)	(x)	(x)	(x)	(x)	(x)	(x)	(x)
Notions (general line).....	24	186	124	62	316,197	561,211	718,089	4,992,766	(x)	4,058,996	(x)	2,270	959,930
Tailors' trimmings and supplies.....	1	(x)	(x)	(x)	(x)	(x)	(x)	(x)	(x)	(x)	(x)	(x)	(x)
Place goods.....	70	408	314	92	1,021,876	2,180,646	2,127,699	25,896,437	1.45	17,985,480	69.45	(x)	8,237,050
Cotton goods.....	19	49	34	15	178,337	467,793	101,158	12,226,846	(x)	8,587,774	(x)	(x)	3,893,340
Linen.....	5	7	5	2	13,239	29,209	15,000	327,000	(x)	90,000	(x)	(x)	(x)
Place goods (general line).....	22	172	148	24	397,609	738,375	927,321	6,789,304	(x)	3,985,184	(x)	(x)	2,842,100
Silks and velvets.....	7	68	40	22	215,686	368,351	493,236	3,333,612	(x)	2,705,440	(x)	(x)	901,390
Woolens and worsteds.....	17	110	81	29	217,105	576,918	560,981	3,219,675	(x)	2,617,032	(x)	(x)	510,220
Shoes and other footwear.....	11	199	108	31	441,845	727,843	1,232,604	6,306,786	.35	3,792,097	60.13	(x)	(x)
Electrical.....	178	2,369	1,877	492	5,237,435	11,272,767	7,147,696	75,610,448	4.24	55,201,052	73.01	250,800	23,033,620
Electrical goods (including appliances).....	91	1,259	971	288	3,088,527	5,516,973	3,363,795	44,085,125	2.47	36,720,882	83.28	167,080	10,384,700
Electrical merchandise (general line).....	69	933	768	220	2,402,821	4,140,068	2,672,083	34,518,535	(x)	28,178,481	(x)	135,240	16,335,560
Electrical appliances.....	22	271	203	68	685,706	1,376,305	690,812	9,576,587	(x)	8,542,401	(x)	31,840	3,049,140
Electrical equipment and supplies.....	53	(x)	(x)	(x)	(x)	(x)	(x)	(x)	(x)	(x)	(x)	(x)	(x)
Batteries.....	6	(x)	(x)	(x)	(x)	(x)	(x)	(x)	(x)	(x)	(x)	(x)	(x)
Electrical equipment and supplies (general line).....	34	242	198	44	589,726	1,025,109	841,973	8,298,743	(x)	4,894,434	(x)	(x)	3,360,340
Motors and generators.....	13	42	27	15	80,346	165,146	212,992	997,615	(x)	505,241	(x)	83,720	480,300
Radios and radio equipment.....	30	460	358	102	1,000,591	3,598,889	2,139,822	17,978,014	1.01	10,703,140	59.53	(x)	167,590
Refrigerators (electric).....	2	(x)	(x)	(x)	(x)	(x)	(x)	(x)	(x)	(x)	(x)	(x)	(x)
Farm products (not elsewhere specified).....	125	583	469	114	1,130,776	2,735,801	3,940,283	92,592,116	5.19	32,643,560	35.29	(x)	13,594,930
Cotton linters.....	2	(x)	(x)	(x)	(x)	(x)	(x)	(x)	(x)	(x)	(x)	(x)	(x)
Flowers and nursery stock.....	61	246	216	30	337,132	655,335	190,073	2,987,553	.17	695,241	23.27	(x)	(x)
Florists.....	15	153	143	10	104,893	244,876	21,363	1,360,194	(x)	(x)	(x)	(x)	(x)
Flowers and nursery stock.....	42	72	60	12	205,616	332,802	122,825	1,324,825	(x)	470,722	(x)	(x)	(x)
Seeds, bulbs, and nursery stock.....	4	21	7	14	28,593	77,657	45,885	302,433	(x)	215,510	(x)	(x)	(x)
Grain.....	31	118	87	31	343,979	912,394	2,558,689	47,893,360	2.68	9,198,608	19.22	(x)	5,774,030
Grain (general line).....	24	99	74	25	308,819	815,506	2,537,342	37,954,863	(x)	8,747,610	(x)	(x)	5,774,630
Rice.....	7	19	13	6	37,160	96,888	21,347	9,998,977	(x)	460,998	(x)	(x)	(x)
Hides, skins, and furs.....	20	110	100	10	189,511	416,892	494,714	6,898,515	(x)	1,686,387	24.55	(x)	4,571,960
Furs (dressed).....	6	11	6	2	17,878	51,370	60,497	756,732	(x)	501,534	(x)	(x)	(x)
Furs (raw).....	7	20	16	4	36,725	98,947	218,787	787,607	(x)	772,300	(x)	(x)	241,400
Hides and skins.....	7	79	75	4	134,905	266,575	215,430	5,324,126	(x)	412,453	(x)	(x)	4,329,660
Livestock (other than horses and mules).....	4	59	39	21	134,508	248,020	1,000	12,044,293	.68	763,713	6.34	(x)	(x)
Tobacco (leaf).....	4	5	2	3	4,735	21,796	39,646	185,098	.01	169,971	91.83	(x)	173,480
Wool and mohair.....	8	22	15	7	47,706	233,031	632,804	3,704,329	.21	1,416,000	38.23	(x)	3,030,520
Other farm products.....	5	(x)	(x)	(x)	(x)	(x)	(x)	(x)	(x)	(x)	(x)	(x)	(x)
Farm supplies (except machinery and equipment).....	22	132	94	38	321,517	656,530	1,171,133	12,341,304	.69	4,765,057	38.61	99,670	2,342,990
Farm supplies (except feed and fertilizer).....	7	77	57	20	170,388	356,173	808,911	4,777,500	.27	1,980,910	41.46	99,670	(x)
Feed.....	9	42	28	14	110,832	218,326	148,371	5,121,215	.20	2,072,222	40.46	(x)	592,420
Feed (exclusively).....	4	20	17	12	82,814	142,246	68,464	2,046,833	(x)	663,588	(x)	(x)	115,800
Feed and fertilizer.....	1	(x)	(x)	(x)	(x)	(x)	(x)	(x)	(x)	(x)	(x)	(x)	(x)
Hay, grain, and food.....	4	(x)	(x)	(x)	(x)	(x)	(x)	(x)	(x)	(x)	(x)	(x)	(x)
Fertilizer and fertilizer materials.....	6	13	9	4	40,297	82,031	215,851	2,442,589	.13	711,925	29.15	(x)	1,750,570
Food products (not elsewhere specified).....	234	4,658	4,111	547	8,317,330	14,704,711	5,317,507	105,527,421	9.28	85,053,297	51.38	836,760	(x)
Confectionery and soft drinks.....	25	195	169	26	395,263	1,007,803	465,965	5,844,045	.33	4,056,305	69.41	(x)	4,000
Dairy products.....	13	407	355	52	779,985	1,233,253	225,668	12,410,704	.70	8,234,743	66.35	401,630	(x)
Butter.....	1	(x)	(x)	(x)	(x)	(x)	(x)	(x)	(x)	(x)	(x)	(x)	(x)
Cheese.....	3	6	5	1	8,323	16,887	2,507	248,520	(x)	104,383	(x)	(x)	(x)
Dairy products (general line).....	2	(x)	(x)	(x)	(x)	(x)	(x)	(x)	(x)	(x)	(x)	(x)	(x)
Milk and cream (fluid).....	7	298	262	36	593,818	903,639	20,603	4,530,374	(x)	2,589,948	(x)	(x)	491,630
Poultry and poultry products.....	13	309	274	35	396,330	1,007,591	884,285	17,131,907	.96	15,637,366	91.28	(x)	30,860
Eggs.....	7	251	222	29	274,852	775,581	417,202	11,866,871	(x)	10,768,588	(x)	(x)	(x)
Poultry.....	4	(x)	(x)	(x)	(x)	(x)	(x)	(x)	(x)	(x)	(x)	(x)	(x)
Poultry and poultry products (general line).....	2	(x)	(x)	(x)	(x)	(x)	(x)	(x)	(x)	(x)	(x)	(x)	(x)
Dairy and poultry products.....	13	112	81	31	219,194	394,957	247,585	8,087,081	.45	4,785,556	59.18	(x)	26,830
Fish and sea foods.....	23	357	341	16	718,898	1,091,005	295,471	5,646,412	.32	4,217,065	74.69	62,160	(x)
Fish and sea foods (fresh and cured).....	7	105	96	9	164,705	199,300	111,085	1,906,118	(x)	1,431,031	(x)	(x)	3,000
Fish and sea foods (cured).....	5	8	8	8	18,799	53,624	47,745	819,401	(x)	284,120	(x)	(x)	(x)
Fish and sea foods (fresh).....	11	244	237	7	535,394	838,081	136,041	2,920,893	(x)	2,501,914	(x)	(x)	50,160
Fruits and vegetables (fresh).....	108	2,320	2,054	276	4,110,520	7,198,703	1,958,330	86,748,287	4.86	30,276,160	34.90	(x)	(x)
Fruits.....	30	1,494	1,333	161	2,247,873	3,114,030	1,194,561	42,796,180	(x)	13,862,804	(x)	(x)	(x)
Fruits and vegetables (general line).....	69	634	597	67	1,410,519	2,441,998	549,735	28,717,283	(x)	13,652,680	(x)	(x)	(x)
Vegetables.....	67	202	154	48	452,128	1,042,675	214,034	15,234,824	(x)	2,760,676	(x)	(x)	(x)

TABLE 3.—WHOLESALE TRADE, BY KIND OF BUSINESS—Continued

[An (x) in column indicates that the amounts must be withheld to avoid disclosure of individual operations but they are included in the totals]

KIND OF BUSINESS (Establishments classified by major lines of merchandise)	Number of estab- lish- ments	NUMBER OF EMPLOYEES (proprietors not included)			SALARIES AND WAGES	TOTAL EXPENSES (including salaries and wages)	STOCKS ON HAND, END OF YEAR (at cost)	NET SALES		CREDIT SALES		SALES TO ULTIMATE CONSUM- ERS (at retail)	SALES TO INDUS- TRIAL CON- SUMERS
		Total	Male	Fe- male				Amount	Per cent of total	Amount	Per cent of net sales		
SAN FRANCISCO—Continued													
Food products (not elsewhere specified)— Continued.													
Meats and meat products.....	31	948	837	111	\$1,697,140	\$2,771,300	\$1,240,205	\$20,658,985	1.60	\$17,846,012	60.17	\$221,280	
Lard.....	2	(x)	(x)	(x)	(x)	(x)	(x)	(x)		(x)			
Meats (cured).....	3	(x)	(x)	(x)	(x)	(x)	(x)	(x)		(x)			
Meats (fresh).....	12	161	144	17	477,470	770,709	111,420	8,946,014		7,311,604		30,000	
Meats and meat products (general line).....	9	123	115	8	194,615	327,449	60,427	3,475,082		1,604,408		101,280	
Meats and provisions.....	7	650	568	82	992,658	1,611,224	1,083,943	16,517,901		8,863,524			
Forest products (except lumber).....	23	126	101	25	361,999	873,061	583,198	15,095,365	.85	7,485,046	40.50	220,300	\$7,313,980
Boxes, shooks, and cooperage.....	11	64	51	13	182,815	408,453	130,982	12,754,777	.71	5,361,004	42.03	224,300	6,352,120
Logs, railroad ties, piles, etc.....	2	(x)	(x)	(x)	(x)	(x)	(x)	(x)		(x)		(x)	(x)
Other forest products.....	10	(x)	(x)	(x)	(x)	(x)	(x)	(x)		(x)		(x)	(x)
Furniture and house furnishings.....	145	1,296	1,036	261	2,659,523	5,350,957	5,440,104	33,098,231	1.86	21,347,603	64.50	321,460	8,020
Furniture.....	64	327	262	65	718,077	1,429,593	1,399,360	8,686,955	.49	5,093,243	58.63	28,200	8,020
Furniture (general line).....	8	125	96	29	304,474	603,047	592,755	2,157,422		1,147,618			
Furniture (household).....	45	153	122	31	315,599	655,704	720,082	5,800,559		3,765,364			350
Furniture (office).....	9	(x)	(x)	(x)	(x)	(x)	(x)	(x)		(x)		(x)	(x)
Other furniture (specialty lines).....	2	(x)	(x)	(x)	(x)	(x)	(x)	(x)		(x)		(x)	(x)
House furnishings.....	72	827	672	155	1,650,416	3,078,711	3,526,304	22,414,824	1.20	14,844,966	66.23	143,250	
Art goods.....	19	117	91	26	163,437	383,318	449,380	1,677,527		566,008		82,760	
Brooms and brushes.....	2	(x)	(x)	(x)	(x)	(x)	(x)	(x)		(x)			
China, glassware, and crockery.....	11	60	47	10	154,204	240,303	236,880	1,700,796		314,632			
Curtains and draperies.....	5	35	24	11	61,684	119,017	114,595	827,219		442,510			
Floor coverings.....	13	70	65	11	214,560	524,242	424,120	7,319,306		5,270,430			
House furnishings (general line).....	17	528	440	86	1,035,423	1,788,741	2,279,566	10,082,809		8,281,856		60,500	
Household supplies.....	4	2	2		7,720	15,050	5,000	227,411		14,151			
Lamps and lamp shades.....	1	(x)	(x)	(x)	(x)	(x)	(x)	(x)		(x)			
Musical instruments and sheet music.....	9	142	101	41	290,130	842,653	514,440	1,996,452	.11	1,409,364	70.50	140,950	
Musical instruments, accessories, and parts.....	4	47	37	10	90,041	255,600	190,006	557,741		300,000			
Pianos.....	2	(x)	(x)	(x)	(x)	(x)	(x)	(x)		(x)		(x)	
Phonographs and phonograph sup- plies.....	2	(x)	(x)	(x)	(x)	(x)	(x)	(x)		(x)		(x)	
Sheet music.....	1	(x)	(x)	(x)	(x)	(x)	(x)	(x)		(x)		(x)	
General merchandise.....	21	424	300	124	851,485	1,602,324	1,756,116	35,948,139	2.01	17,086,507	47.53	15,599	14,238,111
Groceries and food specialties.....	320	4,861	3,855	1,006	9,412,266	22,612,816	22,620,682	379,916,492	21.29	151,646,764	39.01	1,406,620	1,510,890
Groceries (general line).....	112	2,149	1,822	327	3,888,208	7,866,046	8,022,612	120,288,147	7.08	61,463,135	48.67	881,400	
Food and grocery specialties.....	208	2,712	2,033	679	5,524,058	14,746,770	13,997,970	253,628,345	14.21	90,183,629	35.56	615,220	1,510,890
Bakery products.....	6	99	95	4	290,582	505,023	34,289	1,539,203		688,889			
Beans (dried).....	8	28	14	14	77,229	225,266	775,839	10,179,876		96,665		441,200	
Canned fruits and vegetables.....	16	92	50	33	207,618	427,236	650,453	10,038,534		1,508,467			
Canned goods (general line).....	28	108	129	69	500,007	1,027,419	1,150,287	62,642,882		18,063,613		22,000	
Canned sea food.....	9	21	13	8	57,024	130,989	166,597	4,292,368		2,775,052			
Cereals.....	2	(x)	(x)	(x)	(x)	(x)	(x)	(x)		(x)			
Coffee.....	14	330	258	72	507,393	1,410,092	1,511,253	24,816,872		13,201,407			
Coffee, tea, and spices.....	7	22	18	4	45,740	77,767	99,876	1,565,710		828,876		9,000	
Delicatessen products.....	1	(x)	(x)	(x)	(x)	(x)	(x)	(x)		(x)			
Extracts and spices.....	2	(x)	(x)	(x)	(x)	(x)	(x)	(x)		(x)			
Flour.....	14	203	128	75	485,507	980,280	230,070	15,111,440		5,535,924		500,000	
Flour and feed.....	9	240	101	40	335,225	780,515	934,075	7,043,552		6,454,889		388,620	
Fruits and vegetables (dried).....	1	97	68	29	224,541	1,093,980	3,016,778	20,453,824		390,000			
Lard substitutes.....	9	(x)	(x)	(x)	(x)	(x)	(x)	(x)		(x)			
Soaps and soap powders.....	6	208	149	59	457,217	2,866,788	600,958	8,578,856		7,291,445		450,650	
Sugar.....	2	(x)	(x)	(x)	(x)	(x)	(x)	(x)		(x)			
Other food and grocery specialties.....	74	1,115	862	253	2,260,498	4,835,025	4,674,948	48,061,525		29,823,919		84,220	230,420
Hardware.....	68	1,422	1,117	305	2,581,100	4,630,098	5,981,064	28,531,697	1.60	24,038,927	80.36	38,970	8,480,370
Hardware (general line).....	44	1,366	1,073	292	2,482,401	4,446,406	5,813,805	26,712,386	1.50	23,507,887	88.34	38,970	8,403,370
Hardware (specialty).....	24	57	44	13	98,708	183,692	167,259	1,819,311	.10	1,041,040	57.22		27,000
Builders' hardware.....	5	9	6	3	21,525	31,292	17,256	608,902		498,112			24,000
Heavy hardware.....	3	10	9	1	14,388	23,763	22,387	141,411					(x)
Shelf hardware.....	1	(x)	(x)	(x)	(x)	(x)	(x)	(x)		(x)			(x)
Tools and cutlery.....	10	23	18	5	42,070	78,120	62,493	679,090		440,741			(x)
Other hardware.....	5	(x)	(x)	(x)	(x)	(x)	(x)	(x)		(x)			(x)
Iron and steel scrap and other waste ma- terials.....	34	327	220	107	532,342	1,152,373	424,058	7,796,174	.43	4,740,827	60.81		5,598,710
Iron and steel scrap.....	5	28	26	2	53,753	81,418	20,499	383,848	.02	8,500	2.21		77,520
Junk and scrap.....	24	186	112	74	276,556	537,675	311,531	4,691,563	.26	3,419,576	72.89		2,806,440
Waste rubber, rags, and paper.....	5	113	82	31	202,033	533,280	92,028	2,720,763	.15	1,312,551	48.24		2,714,750
Jewelry and optical goods.....	98	649	475	174	1,061,413	2,960,139	3,769,074	19,427,120	1.09	12,891,498		11,200	470,590
Jewelry.....	87	423	301	122	1,233,430	2,226,187	3,042,198	16,898,406	.98	10,793,570			275,460
Clocks and watches.....	10	65	53	12	171,898	303,442	199,007	2,648,769		1,045,763			3,180
Diamonds and other precious stones.....	13	18	9	9	74,872	208,358	697,446	1,854,020		1,309,489			
Jewelry (general line).....	50	224	157	67	615,868	1,103,720	1,632,259	7,704,039		4,158,456			250,730
Silverware.....	8	89	65	24	281,922	478,893	424,223	3,012,292		3,768,872			21,570
Other jewelry.....	6	27	17	10	88,870	131,774	89,293	689,286		421,000			
Optical goods.....	11	226	174	52	427,983	733,952	727,776	2,528,723	.14	2,097,928		11,200	195,180

CENSUS OF DISTRIBUTION

TABLE 3.—WHOLESALE TRADE, BY KIND OF BUSINESS—Continued

[An (x) in column indicates that the amounts must be withheld to avoid disclosure of individual operations, but they are included in the totals]

KIND OF BUSINESS (Establishments classified by major lines of merchandise)	Number of establishments	NUMBER OF EMPLOYEES (proprietors not included)			SALARIES AND WAGES	TOTAL EXPENSES (including salaries and wages)	STOCKS ON HAND, END OF YEAR (at cost)	NET SALES		CREDIT SALES		SALES TO ULTIMATE CONSUMERS (at retail)	SALES TO INDUSTRIAL CONSUMERS
		Total	Male	Female				Amount	Per cent of total	Amount	Per cent of net sales		
SAN FRANCISCO—Continued													
Leather and leather goods (except gloves and shoes)	32	233	204	20	\$614,181	\$1,022,621	\$1,074,651	\$7,797,478	.44	\$4,263,322			\$4,518,220
Leather and leather goods (general line)	4	6	5	1	10,967	59,408	49,299	362,476	.02	194,309			194,309
Leather and leather belting	12	122	110	12	282,459	541,035	365,012	4,879,500	.27	3,129,987			3,441,680
Luggage and leather goods	9	41	33	8	96,816	185,055	242,771	1,109,970	.06	822,760			107,500
Leather goods (not elsewhere classified)	3	4	2	2	5,512	13,228	1,285	108,131		107,031			107,500
Luggage	6	37	31	6	91,304	171,827	241,486	1,001,839		715,729			
Saddlery and harness	1	(x)	(x)	(x)	(x)	(x)	(x)	(x)		(x)			(x)
Shoe findings	0	(x)	(x)	(x)	(x)	(x)	(x)	(x)		(x)			(x)
Lumber and building materials (other than metal)	159	1,408	1,111	297	3,722,041	6,778,636	11,781,927	99,923,878	5.60	55,981,767		\$283,820	13,855,650
Construction and building materials (other than metal and wood)	83	632	534	98	1,478,002	2,686,734	1,263,754	21,249,428	1.19	13,771,330		22,000	1,927,640
Asbestos products	5	76	61	15	202,647	410,640	66,654	2,709,410		2,099,781		350	150,000
Brick and tile	18	79	62	17	204,563	400,669	377,193	2,890,390		1,243,050		7,000	761,540
Building stone	4	30	29	1	49,571	71,943	249,557	443,705		100,373			70,420
Cement	5	57	49	8	175,810	345,948	98,859	6,254,966		3,288,747			140,570
Glass	6	94	86	9	185,055	236,142	237,146	941,052		439,692		6,090	760
Granite and marble	2	(x)	(x)	(x)	(x)	(x)	(x)	(x)		(x)			
Lime, plaster, etc.	4	10	13	6	65,652	119,762	10,320	424,088		(x)			
Roofing materials (nonmetallic)	1	(x)	(x)	(x)	(x)	(x)	(x)	(x)		(x)			
Sand, gravel, and crushed stone	7	38	34	4	57,440	109,222	4,770	747,866		427,327		8,580	240,490
Other building materials	31	228	191	37	514,733	930,718	219,265	6,543,032		5,289,142			554,860
Lumber and millwork	70	776	577	199	2,243,439	4,091,901	10,518,173	78,674,450	4.41	42,210,437		261,820	11,923,010
Lumber	65	691	512	179	1,996,165	3,638,227	8,017,688	71,070,540		37,133,961		123,140	8,480,210
Lumber and millwork	8	55	40	15	178,373	344,757	2,430,038	6,884,677		4,690,316		100,000	3,420,550
Millwork	3	30	25	5	68,901	108,917	70,447	710,227		386,170		38,680	14,950
Machinery, equipment, and supplies (except electrical)	456	4,143	3,323	820	8,892,320	16,634,133	14,883,736	90,490,536	5.07	61,041,506		680,300	44,795,890
Commercial equipment and supplies	60	618	498	120	1,101,963	1,928,189	1,654,991	6,798,568	.38	4,410,825		81,290	891,930
Automatic vending machinery	2	(x)	(x)	(x)	(x)	(x)	(x)	(x)		(x)		(x)	(x)
Butchers' equipment and supplies	6	30	10	11	58,183	103,765	113,660	508,274		463,744			
Filling station equipment and supplies	4	32	27	5	82,643	116,308	98,061	441,061		123,427		50,470	222,600
Florists' supplies	1	(x)	(x)	(x)	(x)	(x)	(x)	(x)		(x)		(x)	(x)
Hotel and restaurant equipment and supplies	8	189	152	37	333,892	640,387	817,979	2,575,230		2,432,114			110,550
Office equipment and supplies (other than furniture)	25	205	155	50	365,432	610,367	318,167	1,894,581		414,140		25,300	480,340
Store equipment and supplies (general line)	11	81	73	8	171,280	284,503	197,772	812,197		588,575			61,300
Other commercial machinery, equipment, and supplies	3	59	55	4	48,933	81,050	41,253	301,053		195,383			
Construction equipment and supplies	8	63	53	10	181,408	415,622	473,625	2,543,885	.14	2,424,110			1,173,950
Farm machinery and equipment	15	244	215	29	495,511	1,076,138	1,690,534	6,224,071	.35	4,222,181		30,330	978,240
Dairy equipment	5	93	72	21	194,296	398,652	430,529	1,969,617		1,969,617		31,330	978,240
Farm machinery and equipment	10	151	143	8	301,225	677,486	1,260,005	4,187,454		2,252,564		5,000	
Manufacturing, mining, and drilling machinery, equipment, and supplies	242	2,108	1,702	406	4,791,136	8,783,166	6,971,634	47,888,083	2.68	32,723,071		359,490	30,783,660
Bakers' equipment and supplies	6	49	38	11	122,687	253,576	100,634	618,668		189,233			241,540
Bottles and bottling equipment	3	37	35	2	51,726	91,632	75,930	844,703		528,439		44,210	402,460
Canning machinery	1	(x)	(x)	(x)	(x)	(x)	(x)	(x)		(x)			
Conveyor and hoisting machinery	6	66	60	6	138,414	205,572	121,000	992,774		781,789			456,140
Foundry equipment and supplies	2	(x)	(x)	(x)	(x)	(x)	(x)	(x)		(x)			
Jewelers' equipment and supplies	4	31	26	5	52,480	102,721	102,883	270,763		84,325			1,000,400
Machine tools	8	69	55	14	144,880	277,130	320,120	2,146,573		2,082,031			3,171,380
Mechanical rubber goods	12	121	85	36	334,823	707,460	408,277	4,322,244		3,384,070			1,011,160
Mill and mine supplies (general line)	15	97	72	25	231,833	429,705	274,622	1,842,151		973,902			
Oil well machinery, equipment, and supplies	3	40	44	5	68,351	137,077	25,800	374,336		204,518			288,930
Power engines	4	8	7	1	15,527	30,515	3,202	237,189					
Power-house equipment	9	191	140	42	448,833	635,183	44,283	4,884,432		4,135,114		11,720	4,663,360
Printers' and lithographers' supplies	9	104	129	35	388,756	687,271	1,539,341	2,175,791		1,586,766			1,430,360
Pumps, pump parts, and supplies	8	71	62	9	152,024	272,895	277,192	1,429,434		1,049,193		100,070	624,070
Shoe machinery	2	(x)	(x)	(x)	(x)	(x)	(x)	(x)		(x)			
Textile machinery and equipment	1	(x)	(x)	(x)	(x)	(x)	(x)	(x)		(x)			
Welding equipment	3	13	9	4	24,759	43,837	16,098	149,422		64,154			68,430
Other industrial machinery, equipment, and supplies	146	1,102	890	203	2,537,427	4,768,670	3,507,051	27,069,066		17,231,482		203,490	17,160,110
Professional equipment and supplies	55	487	301	120	916,365	1,626,294	1,311,412	7,657,277	.43	5,674,844		178,080	337,890
Dental supplies and equipment	22	190	144	46	323,317	491,724	495,993	2,110,227		1,165,741		5,600	
Pharmacists' supplies	1	(x)	(x)	(x)	(x)	(x)	(x)	(x)		(x)		(x)	(x)
School equipment and supplies	3	(x)	(x)	(x)	(x)	(x)	(x)	(x)		(x)		(x)	(x)
Scientific and laboratory equipment and supplies	6	38	30	8	79,189	146,006	162,630	609,493		508,458		47,400	142,140
Surgical, medical, and hospital equipment and supplies	20	190	140	50	369,819	720,226	379,809	3,577,194		2,751,633		47,970	90,110
Other professional equipment and supplies	3	50	33	17	98,485	184,809	244,758	840,857		794,638		77,110	88,550

TABLE 3.—WHOLESALE TRADE, BY KIND OF BUSINESS—Continued

[An (x) in column indicates that the amounts must be withheld to avoid disclosure of individual operations, but they are included in the totals]

KIND OF BUSINESS (Establishments classified by major lines of merchandise)	Number of estab- lish- ments	NUMBER OF EMPLOYEES (proprietors not included)			SALARIES AND WAGES	TOTAL EXPENSES (including salaries and wages)	STOCKS ON HAND, END OF YEAR (at cost)	NET SALES		CREDIT SALES		SALES TO ULTIMATE CONSUMERS (at retail)	SALES TO INDUS- TRIAL CON- SUMERS
		Total	Male	Female				Amount	Per cent of total	Amount	Per cent of net sales		
SAN FRANCISCO—Continued													
Machinery, equipment, and supplies (except electrical)—Continued.													
Service equipment and supplies	47	450	361	89	\$908,359	\$2,053,041	\$1,490,546	\$8,206,401	.47	\$5,341,882		\$25,200	\$1,305,070
Barber and beauty parlor equip- ment and supplies	10	141	110	31	282,506	622,426	282,845	1,777,313		1,327,436		23,000	
Bootblack and hat cleaners' equip- ment and supplies	1	(x)	(x)	(x)	(x)	(x)	(x)	(x)		(x)			
Fire-protection equipment	9	59	46	13	147,401	281,840	246,984	1,577,377		1,083,844			240,000
Janitors' equipment and supplies	3	9	9		13,092	77,953	30,727	285,048		108,245		2,200	4,620
Laundry equipment and supplies	9	164	124	30	359,197	752,880	641,429	2,927,902		1,696,704			527,730
Service equipment and supplies (general line)	5	18	16	2	43,562	86,536	80,671	398,180		269,502			
Shoe repairers' equipment and sup- plies	2	(x)	(x)	(x)	(x)	(x)	(x)	(x)		(x)			
Undertakers' supplies	3	45	34	11	83,600	123,924	138,299	517,793		406,256			
Upholsterers' supplies	3	8	7	1	27,473	30,587	27,406	433,320		425,874			433,320
Warehouse equipment and supplies	2	(x)	(x)	(x)	(x)	(x)	(x)	(x)		(x)			
Transportation equipment and sup- plies	29	173	133	40	407,578	751,683	1,290,994	11,000,351	.62	6,244,593			6,324,550
Railroad equipment and supplies	15	61	47	14	150,071	317,303	294,200	7,401,045		5,358,570			7,389,420
Ship equipment and supplies	14	112	86	26	257,507	434,380	996,794	3,688,700		886,023			1,935,130
Metals and minerals (except petroleum and scrap)	88	1,012	852	160	2,565,401	4,370,071	6,969,290	89,830,845	5.04	73,999,615		70,750	77,563,650
Coal	6	53	49	4	170,451	303,050	89,905	1,488,855	.09	1,316,049			167,430
Iron and steel (except scrap)	59	777	606	111	1,847,860	3,051,210	5,423,115	41,042,086	2.30	32,055,967		70,750	33,425,930
Castings (metal)	1	(x)	(x)	(x)	(x)	(x)	(x)	(x)		(x)		(x)	(x)
Iron and steel (except scrap)	7	75	65	10	185,829	293,130	285,546	1,635,660		1,163,030			1,208,970
Iron and steel products (not elsewhere classified)	51	(x)	(x)	(x)	(x)	(x)	(x)	(x)		(x)		(x)	(x)
Metals and metal work (other than iron and steel)	23	182	137	45	547,090	1,015,811	1,450,270	47,305,304	2.65	40,024,599			43,980,290
Paper and paper products	74	1,323	986	337	2,711,988	4,525,303	3,890,703	37,985,559	2.13	31,017,298		110,870	9,966,780
Paper and paper products (general line)	29	569	465	104	1,105,424	1,833,612	2,081,044	10,267,094	.91	14,817,545		8,870	7,003,060
Paper and paper products (specialty, other than specified)	16	92	67	25	238,838	500,392	291,353	12,845,085	.72	11,746,959			1,575,360
Stationery and stationery supplies	29	625	427	198	1,225,128	1,908,200	1,277,694	8,307,880	.47	4,228,218		108,000	1,388,390
Wall paper	3	37	27	10	82,598	187,189	240,102	676,500	.03	224,496			
Petroleum and petroleum products	36	1,891	1,616	275	3,869,791	8,823,427	1,442,873	141,006,095	7.90	62,116,104		11,060	21,202,650
Crude oil	2	(x)	(x)	(x)	(x)	(x)	(x)	(x)		(x)		(x)	(x)
Fuel oil	1	(x)	(x)	(x)	(x)	(x)	(x)	(x)		(x)		(x)	(x)
Lubricating oils and greases	12	141	121	20	304,205	824,650	399,247	2,099,988		1,630,308			181,030
Petroleum and petroleum products (general line)	18	1,094	1,446	248	3,394,232	7,092,058	884,503	133,303,051		54,900,097		11,060	10,877,870
Other petroleum and petroleum prod- ucts	3	24	21	3	57,298	109,068	154,023	744,544		735,997			170,940
Plumbing and heating equipment and supplies	90	1,045	861	184	2,229,114	4,215,979	3,945,175	27,462,622	1.54	20,758,042		265,200	5,675,180
Plumbing equipment and supplies	58	893	737	156	1,865,077	3,617,123	3,549,794	23,659,578	1.33	19,186,707		117,000	5,530,660
Pipe, valves, and fittings	14	124	104	20	226,632	436,730	508,815	3,479,025		3,113,307		92,000	2,202,230
Plumbing and heating equipment and supplies (general line)	35	607	551	116	1,398,043	2,041,734	2,777,200	17,529,177		13,860,340		(x)	3,075,690
Ventilating equipment and supplies	2	(x)	(x)	(x)	(x)	(x)	(x)	(x)		(x)		(x)	(x)
Other plumbing and heating equip- ment and supplies	7	(x)	(x)	(x)	(x)	(x)	(x)	(x)		(x)		(x)	(x)
Heating equipment and supplies	32	152	124	28	364,037	698,856	395,381	3,803,044	.21	1,571,335		148,200	144,470
Furnaces	1	(x)	(x)	(x)	(x)	(x)	(x)	(x)		(x)		(x)	(x)
Heating equipment (general line)	17	79	65	14	205,428	374,543	199,886	1,900,505		738,696		88,000	123,790
Oil burners	3	(x)	(x)	(x)	(x)	(x)	(x)	(x)		(x)		(x)	(x)
Stoves and ranges	11	50	38	12	119,209	244,523	158,044	1,711,618		782,639		60,200	
Tobacco and tobacco products (except leaf)	34	617	510	101	1,159,455	4,430,635	2,015,163	70,925,432	4.31	71,096,115		100,500	
Cigars	8	118	102	16	173,852	401,178	87,974	3,186,027		2,698,050			
Cigars, cigarettes, and tobacco	20	499	414	85	985,033	4,029,457	1,927,189	73,739,405		68,397,165		100,500	
All other	147	1,354	936	418	2,968,295	5,562,495	5,953,034	90,112,914	5.05	27,492,290		203,030	9,849,240
Books, periodicals and newspapers	26	480	306	174	953,479	1,766,737	1,530,165	6,380,589	.36	4,932,301		163,480	830
Oils and greases (animal and vege- table)	7	37	25	12	97,131	254,850	144,326	27,001,677	1.51	2,886,021			2,738,930
Rubber goods (general line)	5	262	208	54	602,310	1,176,831	1,385,725	7,158,151	.40	6,205,609			2,448,680
Textiles and textile materials (other than dry goods)	33	124	85	39	366,046	782,803	1,116,098	12,659,637	.71	3,700,333		11,310	4,101,910
Bags and bagging	10	18	10	8	20,577	71,673	125,069	5,590,400		20,142			1,960,420
Cordage and twine	7	60	39	21	225,119	452,827	633,901	4,432,041		2,365,700			955,550
Textiles and textile materials, (general line)	8	26	17	9	64,941	144,190	224,862	892,292		697,537		2,110	374,620
Yarn	3	1	1		7,400	10,430	14,249	697,864		147,864			147,860
Other textiles (exclusive of dry goods)	5	19	18	1	48,099	103,683	118,017	997,040		469,000		9,200	673,460

CENSUS OF DISTRIBUTION

TABLE 3.—WHOLESALE TRADE, BY KIND OF BUSINESS—Continued

[An (x) in column indicates that the amounts must be withheld to avoid disclosure of individual operations, but they are included in the totals]

KIND OF BUSINESS (Establishments classified by major lines of merchandise)	Number of estab- lish- ments	NUMBER OF EMPLOYEES (proprietors not included)			SALARIES AND WAGES	TOTAL EXPENSES (including salaries and wages)	STOCKS ON HAND, END OF YEAR (at cost)	NET SALES		CREDIT SALES		SALES TO ULTIMATE CONSUM- ERS (at retail)	SALES TO INDUS- TRIAL CON- SUMERS
		Total	Male	Fe- male				Amount	Per cent of total	Amount	Per cent of net sales		
SAN FRANCISCO—Continued													
All other—Continued.													
Miscellaneous kinds of business.....	76	451	312	130	\$940,329	\$1,581,274	\$1,776,720	\$36,912,800	2.07	\$9,768,020	-----	\$28,240	\$668,890
Advertising goods.....	14	50	47	9	111,412	145,927	17,462	920,564	-----	130,302	-----	580	9,530
Artificial flowers, plants, etc.....	2	(x)	(x)	(x)	(x)	(x)	(x)	(x)	-----	(x)	-----	(x)	(x)
Baskets.....	16	(x)	(x)	(x)	(x)	(x)	(x)	(x)	-----	(x)	-----	(x)	(x)
Novelties.....	1	55	36	19	78,494	160,401	149,734	965,941	-----	150,568	-----	-----	-----
Smokers' supplies.....	6	12	8	4	33,695	53,037	54,553	640,772	-----	-----	-----	-----	-----
Miscellaneous kinds of business (other than specified).....	37	318	215	103	718,233	1,202,404	1,535,181	34,644,972	-----	9,470,656	-----	27,660	540,300
OAKLAND													
Total.....	390	5,712	4,063	749	\$9,711,193	\$17,669,732	\$12,877,315	\$129,169,704	100.00	\$81,266,697	62.91	\$686,804	\$8,847,876
Wholesalers only.....	281	3,215	2,763	452	5,747,094	10,325,717	8,618,284	71,227,331	55.14	47,018,134	66.01	521,181	5,110,476
All other types of wholesale estab- lishments.....	109	2,497	2,200	297	3,964,039	7,344,015	4,259,031	57,942,373	44.86	34,248,563	59.11	167,623	3,831,399
Amusement and sporting goods.....	5	75	69	16	108,428	218,533	217,312	637,450	.49	271,960	42.06	91,510	-----
Automotive.....	31	247	218	29	409,135	842,089	663,289	4,528,758	3.51	1,780,421	39.51	95,170	40,560
Automobiles and other motor vehicles.....	2	(x)	(x)	(x)	(x)	(x)	(x)	(x)	-----	(x)	-----	(x)	(x)
Automotive equipment.....	14	136	119	17	257,445	470,446	452,571	1,944,524	1.51	1,631,371	78.75	52,750	20,000
Automobile parts (new and used).....	12	70	59	11	145,788	246,178	174,194	788,789	.61	254,350	32.26	12,420	11,690
Tires and tubes.....	3	(x)	(x)	(x)	(x)	(x)	(x)	(x)	-----	(x)	-----	(x)	(x)
Chemicals, drugs, and allied products.....	14	154	134	20	301,540	585,679	996,812	5,113,054	3.96	3,551,878	69.47	26,724	1,247,226
Dry goods and apparel.....	9	34	24	10	48,519	63,717	77,165	374,314	.29	291,707	77.93	10,050	80,450
Electrical.....	24	529	461	68	791,421	1,627,776	1,472,882	8,455,116	6.55	6,542,917	77.38	18,560	1,123,420
Electrical goods (including appliances).....	11	123	112	11	264,050	555,313	220,911	2,608,572	2.09	2,148,727	79.77	18,560	1,116,020
Electrical equipment and supplies.....	5	61	37	24	110,486	310,616	693,042	1,882,572	1.46	1,838,184	97.64	-----	6,560
Radio and radio equipment.....	5	40	33	7	140,013	284,253	184,144	1,837,559	1.42	1,460,929	79.50	-----	-----
Refrigerators (electric).....	3	308	279	26	270,872	497,594	365,785	2,041,413	1.58	1,095,677	63.04	-----	-----
Farm products (not elsewhere specified).....	9	39	36	3	60,853	139,588	7,138	942,403	.73	865,527	91.84	11,420	300,000
Flowers and nursery stock.....	7	27	25	2	27,730	57,214	685	182,286	.14	119,282	65.44	11,420	-----
Hides, skins, and furs.....	1	(x)	(x)	(x)	(x)	(x)	(x)	(x)	-----	(x)	-----	(x)	(x)
Livestock (other than horses and mules).....	1	(x)	(x)	(x)	(x)	(x)	(x)	(x)	-----	(x)	-----	(x)	(x)
Farm supplies (except machinery and equipment).....	1	(x)	(x)	(x)	(x)	(x)	(x)	(x)	-----	(x)	-----	(x)	(x)
Food products (not elsewhere specified).....	83	1,291	1,107	184	2,150,312	3,678,712	769,639	34,430,747	26.66	20,585,471	59.79	168,600	-----
Confectionery and soft drinks.....	17	55	48	7	88,846	150,331	101,390	1,480,200	1.15	532,884	35.78	5,570	-----
Dairy products.....	13	587	543	44	1,080,024	1,599,088	50,622	10,909,578	8.45	4,943,519	45.30	44,870	-----
Poultry and poultry products.....	6	125	96	29	139,935	200,560	113,010	1,890,865	1.46	1,795,305	94.95	5,300	-----
Dairy and poultry products.....	2	81	33	48	66,836	174,211	43,296	3,199,440	2.48	340,363	10.64	-----	-----
Fish and sea foods.....	4	39	32	7	72,971	113,168	16,078	644,499	.50	616,671	95.68	9,740	-----
Fruits and vegetables (fresh).....	30	244	211	33	422,282	941,646	284,789	8,682,657	6.72	5,663,718	65.23	-----	-----
Meats and meat products.....	10	160	144	16	299,418	529,708	202,454	7,614,508	5.90	6,687,921	87.83	103,210	-----
Forest products (except lumber).....	1	(x)	(x)	(x)	(x)	(x)	(x)	(x)	-----	(x)	-----	(x)	(x)
Furniture and house furnishings.....	6	267	232	35	700,440	920,472	570,416	2,532,728	1.96	2,513,578	99.24	500	1,000
Groceries and food specialties.....	34	680	587	93	1,052,500	2,064,449	2,531,683	26,557,936	20.56	13,124,620	49.42	17,970	-----
Groceries (general line).....	18	482	428	54	695,100	1,411,664	2,267,136	20,085,847	15.55	9,433,447	46.97	12,000	-----
Food and grocery specialties.....	21	198	159	39	356,400	652,785	274,447	6,472,089	5.01	3,691,178	57.03	5,970	-----
Hardware.....	8	110	89	21	234,980	364,574	319,666	1,969,841	1.53	1,435,432	72.87	2,000	37,620
Iron and steel scrap and other waste materials.....	28	224	176	48	363,766	587,920	249,417	3,340,398	2.59	1,742,045	52.16	-----	1,301,950
Jewelry and optical goods.....	5	32	26	6	46,755	72,005	15,604	202,846	.16	171,050	84.33	-----	-----
Leather and leather goods (except gloves and shoes).....	5	11	10	1	14,434	40,800	140,989	388,359	.30	195,647	50.38	150	-----
Lumber and building materials (other than metal).....	24	346	325	21	647,048	1,183,631	1,028,352	6,613,770	5.12	5,840,239	88.30	56,550	500,030
Construction and building materials (other than metal and wood).....	15	185	174	11	330,824	639,829	418,313	3,350,074	2.59	2,920,946	87.19	15,760	248,330
Lumber and millwork.....	9	161	151	10	316,224	543,802	610,039	3,263,096	2.53	2,919,293	89.45	40,700	260,700
Machinery, equipment, and supplies (ex- cept electrical).....	40	233	196	37	475,901	847,217	918,689	4,206,607	3.26	2,776,170	66.00	21,740	207,920
Commercial equipment and supplies.....	11	48	41	7	102,070	173,336	118,224	648,189	.50	503,567	77.69	6,340	81,230
Construction equipment and supplies.....	2	(x)	(x)	(x)	(x)	(x)	(x)	(x)	-----	(x)	-----	(x)	(x)
Farm machinery and equipment.....	5	72	60	12	130,283	234,569	311,137	1,094,517	.85	724,751	66.22	-----	-----
Manufacturing, mining, and drilling machinery, equipment, and supplies.....	14	53	45	8	128,608	225,706	235,271	1,299,989	1.00	1,042,627	80.82	15,400	126,690
Professional equipment and supplies.....	3	(x)	(x)	(x)	(x)	(x)	(x)	(x)	-----	(x)	-----	(x)	(x)
Service equipment and supplies.....	5	16	13	3	37,368	89,672	72,690	536,307	.42	135,426	25.25	-----	-----
Metals and minerals (except petroleum and scrap).....	9	109	87	22	180,261	386,771	615,697	1,934,799	1.50	1,673,772	86.51	27,000	1,144,760
Iron and steel (except scrap).....	6	65	49	16	132,044	284,796	463,335	1,536,187	1.19	1,506,237	98.05	12,000	977,230
Metals and metal work (other than iron and steel).....	3	44	38	6	48,217	101,975	147,362	398,612	.31	167,535	42.03	15,000	167,520
Paper and paper products.....	12	122	107	15	254,520	481,589	373,748	2,444,624	1.89	2,136,313	87.39	39,150	257,550
Petroleum and petroleum products.....	13	842	787	55	1,175,495	2,410,827	787,983	15,375,967	11.90	8,809,651	57.29	39,290	2,014,010

TABLE 3.—WHOLESALE TRADE, BY KIND OF BUSINESS—Continued

[An (x) in column indicates that the amounts must be withheld to avoid disclosure of individual operations, but they are included in the totals]

KIND OF BUSINESS (Establishments classified by major lines of merchandise)	Number of establishments	NUMBER OF EMPLOYEES (proprietors not included)			SALARIES AND WAGES	TOTAL EXPENSES (including salaries and wages)	STOCKS ON HAND, END OF YEAR (at cost)	NET SALES		CREDIT SALES		SALES TO ULTIMATE CONSUMERS (at retail)	SALES TO INDUSTRIAL CONSUMERS
		Total	Male	Female				Amount	Per cent of total	Amount	Per cent of net sales		
OAKLAND—Continued													
Plumbing and heating equipment and supplies.....	15	202	162	40	\$421,093	\$758,973	\$874,019	\$4,106,351	3.25	\$3,298,051	78.61	\$60,000	\$535,150
Plumbing equipment and supplies.....	12	173	141	32	366,585	625,854	802,558	3,720,376	2.88	2,843,288	76.42	00,000	535,150
Heating equipment and supplies.....	3	29	21	8	54,508	133,119	71,461	474,075	.87	454,763	95.74	-----	-----
Tobacco and tobacco products (except leaf).....	5	44	35	9	88,704	152,302	141,635	3,231,579	2.50	2,410,110	74.86	-----	-----
All other.....	9	107	91	16	120,668	221,441	83,097	1,042,397	1.27	1,228,532	74.80	2,330	220
Books, periodicals, and newspapers.....	3	80	75	11	68,012	87,913	6,974	392,526	.30	-----	-----	1,530	-----
Rubber goods (general line).....	1	(x)	(x)	(x)	(x)	(x)	(x)	(x)	-----	(x)	-----	(x)	(x)
Textile and textile materials (other than dry goods).....	1	(x)	(x)	(x)	(x)	(x)	(x)	(x)	-----	(x)	-----	(x)	(x)
Miscellaneous kinds of business.....	4	(x)	(x)	(x)	(x)	(x)	(x)	(x)	-----	(x)	-----	(x)	(x)
SAN DIEGO													
Total.....	199	2,645	2,381	264	\$4,212,010	\$8,024,997	\$5,824,694	\$56,839,365	100.00	\$36,356,777	63.96	\$2,067,229	\$2,787,740
Wholesalers only.....	151	1,846	1,661	185	3,139,803	5,077,876	4,942,433	30,710,730	69.86	25,942,167	65.33	2,021,005	1,808,714
All other types of wholesale establishments.....	48	799	720	79	1,072,153	2,347,121	882,261	17,128,655	30.14	10,414,610	60.80	46,224	921,032
Amusement and sporting goods.....	1	(x)	(x)	(x)	(x)	(x)	(x)	(x)	-----	(x)	-----	(x)	(x)
Automotive.....	17	164	143	21	277,627	441,149	399,620	2,033,394	3.67	990,706	47.55	40,220	11,660
Automotive equipment.....	10	138	121	17	230,907	368,053	267,517	1,350,700	2.38	330,807	24.50	40,220	11,660
Automotive parts (new and used).....	6	(x)	(x)	(x)	(x)	(x)	(x)	(x)	-----	(x)	-----	-----	-----
Tires and tubes.....	1	(x)	(x)	(x)	(x)	(x)	(x)	(x)	-----	(x)	-----	-----	-----
Chemicals, drugs, and allied products.....	6	108	97	11	159,013	253,786	360,146	1,808,214	3.18	1,498,649	82.87	18,280	157,120
Drugs and drug sundries (general line).....	3	71	61	10	114,244	188,437	319,230	1,577,030	2.78	1,408,558	89.28	-----	55,320
Paints, varnishes, lacquers, and enamels.....	3	37	36	1	45,669	65,349	40,916	230,575	.40	80,996	39.03	18,280	101,800
Dry goods and apparel.....	3	5	5	-----	7,939	13,344	29,452	121,547	.21	109,242	89.88	-----	10,140
Electrical.....	9	79	73	6	126,758	293,466	179,084	1,067,370	3.46	1,463,298	74.38	106,450	421,540
Farm products (not elsewhere specified).....	6	13	13	-----	13,794	28,019	4,085	91,804	.16	45,530	49.56	1,750	-----
Farm supplies (except machinery and equipment).....	3	15	14	1	24,619	51,516	39,904	551,088	.97	270,000	48.99	110,000	-----
Food products (not elsewhere specified).....	48	578	519	59	990,767	1,918,851	362,847	10,067,704	20.32	11,105,144	66.63	985,120	-----
Confectionery and soft drinks.....	4	11	11	-----	21,610	51,360	17,584	291,025	.51	156,901	63.75	-----	-----
Dairy products.....	4	186	169	17	328,662	672,251	43,810	3,813,667	6.71	2,447,760	64.18	929,719	-----
Poultry and poultry products.....	3	14	10	4	22,084	47,067	22,751	646,804	1.14	216,159	33.42	-----	-----
Fish and sea foods.....	9	44	37	7	83,800	104,806	20,209	1,092,072	1.92	1,013,692	92.81	34,610	-----
Fruits and vegetables (fresh).....	20	130	120	10	214,791	428,838	70,134	4,648,603	8.18	2,697,827	58.01	-----	-----
Meats and meat products.....	8	193	172	21	319,931	524,439	170,269	6,174,633	10.86	4,572,906	74.06	20,800	-----
Furniture and house furnishings.....	1	(x)	(x)	(x)	(x)	(x)	(x)	(x)	-----	(x)	-----	(x)	(x)
Groceries and food specialties.....	25	374	322	52	640,457	1,346,547	1,626,104	13,868,088	24.40	5,413,920	39.04	2,250	210,376
Groceries (general line).....	11	275	230	45	443,292	950,773	1,394,172	11,060,167	19.46	3,613,671	31.77	-----	-----
Food and grocery specialties.....	14	99	92	7	197,165	395,774	241,932	2,808,741	4.94	1,009,258	67.66	2,250	210,376
Hardware.....	4	118	107	11	223,661	350,005	510,936	2,265,343	3.90	2,181,961	96.32	182,000	270,000
Iron and steel scrap and other waste materials.....	10	18	17	1	27,453	54,367	53,193	431,162	.76	81,400	18.88	12,000	20,400
Jewelry and optical goods.....	2	(x)	(x)	(x)	(x)	(x)	(x)	(x)	-----	(x)	-----	(x)	(x)
Leather and leather goods (except gloves and shoes).....	2	(x)	(x)	(x)	(x)	(x)	(x)	(x)	-----	(x)	-----	(x)	(x)
Lumber and building materials (other than metal).....	14	335	320	15	607,876	989,160	1,110,124	3,521,678	6.20	3,152,495	89.52	527,070	334,450
Construction and building materials (other than metal and wood).....	8	106	97	9	173,905	320,119	295,465	1,323,204	2.33	1,127,856	85.24	207,500	104,020
Lumber and millwork.....	6	229	223	6	433,971	669,031	823,659	2,198,474	3.87	2,024,639	92.09	319,480	139,530
Machinery, equipment, and supplies (except electrical).....	18	78	67	11	120,594	226,308	185,822	1,121,072	1.97	957,798	85.44	35,629	305,590
Commercial equipment and supplies.....	8	35	28	7	55,843	99,059	96,802	455,728	.80	358,814	78.73	9,810	45,200
Manufacturing, mining, and drilling machinery, equipment, and supplies.....	7	34	30	4	40,731	100,794	40,754	493,912	.87	457,628	92.65	25,810	200,390
Professional equipment and supplies.....	1	(x)	(x)	(x)	(x)	(x)	(x)	(x)	-----	(x)	-----	-----	-----
Service equipment and supplies.....	2	(x)	(x)	(x)	(x)	(x)	(x)	(x)	-----	(x)	-----	-----	-----
Metals and minerals (except petroleum and scrap).....	1	(x)	(x)	(x)	(x)	(x)	(x)	(x)	-----	(x)	-----	(x)	(x)
Paper and paper products.....	3	35	30	5	55,004	97,350	67,402	610,029	1.07	484,324	79.39	15,420	163,080
Petroleum and petroleum products.....	12	593	545	53	730,300	1,524,147	509,667	8,896,423	14.77	6,049,111	72.04	7,510	775,450
Plumbing and heating equipment and supplies.....	6	49	42	7	111,569	246,488	210,738	1,197,119	2.11	1,151,671	96.20	-----	96,850
Tobacco and tobacco products (except leaf).....	5	24	20	4	34,334	72,992	88,360	1,468,532	2.58	881,277	60.01	-----	1,200
All other.....	3	21	20	1	14,923	31,376	409	219,488	.39	156,037	71.09	-----	-----

¹ Includes 1 assembler and country buyer.

CENSUS OF DISTRIBUTION

TABLE 3.—WHOLESALE TRADE, BY KIND OF BUSINESS—Continued

[An (x) in column indicates that the amounts must be withheld to avoid disclosure of individual operations, but they are included in the totals]

KIND OF BUSINESS (Establishments classified by major lines of merchandise)	Number of estab- lish- ments	NUMBER OF EMPLOYEES (proprietors not included)			SALARIES AND WAGES	TOTAL EXPENSES (including salaries and wages)	STOCKS ON HAND, END OF YEAR (at cost)	NET SALES		CREDIT SALES		SALES TO ULTIMATE CONSUM- ERS (at retail)	SALES TO INDUS- TRIAL CON- SUMERS
		Total	Male	Female				Amount	Per cent of total	Amount	Per cent of net sales		
LONG BEACH													
Total.....	127	1,207	1,120	78	\$2,168,725	\$4,083,565	\$3,377,915	\$33,893,318	100.00	\$18,056,932	53.28	\$1,400,280	\$4,712,459
Wholesalers only.....	102	947	878	69	1,639,400	3,026,187	2,204,206	24,721,657	72.94	11,506,430	40.01	592,631	1,911,609
All other types of wholesale estab- lishments.....	25	260	241	9	529,325	1,067,378	1,173,709	9,171,661	27.06	6,460,490	70.44	807,629	2,800,850
Automotive.....	11	54	48	6	84,958	177,880	156,376	772,256	2.28	397,103	51.42	40,680	5,269
Automotive equipment.....	7	44	38	6	71,821	157,175	125,708	702,720	2.07	381,704	54.32	40,680	2,600
Automobile parts (new and used).....	4	10	10	0	13,137	20,705	30,678	60,536	.21	15,800	22.15	0	2,760
Chemicals, drugs, and allied products.....	3	7	7	0	14,162	32,973	8,343	60,234	.18	49,569	82.29	10,690	3,890
Dry goods and apparel.....	1	(x)	(x)	(x)	(x)	(x)	(x)	(x)	0.00	(x)	0.00	(x)	(x)
Electrical.....	4	37	30	7	60,550	100,005	100,679	906,012	2.67	851,297	93.90	0	214,810
Food products (not elsewhere specified).....	32	556	538	18	1,036,341	1,811,678	358,222	12,158,537	35.37	5,158,273	42.43	1,238,380	3,000
Confectionery and soft drinks.....	8	53	51	2	107,808	200,221	235,588	2,702,754	8.15	615,143	22.27	0	3,000
Dairy products.....	3	337	335	2	643,002	1,154,092	5,084	4,154,293	12.20	1,392,486	33.52	1,238,380	0
Poultry and poultry products.....	2	(x)	(x)	(x)	(x)	(x)	(x)	(x)	0.00	(x)	0.00	(x)	(x)
Dairy and poultry products.....	2	(x)	(x)	(x)	(x)	(x)	(x)	(x)	0.00	(x)	0.00	(x)	(x)
Fish and sea foods.....	1	(x)	(x)	(x)	(x)	(x)	(x)	(x)	0.00	(x)	0.00	(x)	(x)
Fruits and vegetables (fresh).....	9	50	50	0	70,017	100,163	16,531	1,147,155	3.38	454,113	39.59	0	0
Meats and meat products.....	7	85	74	11	149,227	257,585	83,109	2,757,707	8.14	1,953,573	70.84	0	0
Furniture and house furnishings.....	1	(x)	(x)	(x)	(x)	(x)	(x)	(x)	0.00	(x)	0.00	(x)	(x)
Groceries and food specialties.....	21	109	97	6	160,311	343,662	317,552	3,726,798	11.00	909,950	24.42	0	0
Groceries (general line).....	13	41	36	3	57,779	118,145	181,339	2,551,693	7.53	398,642	15.02	0	0
Food and grocery specialties.....	8	62	59	3	111,532	225,517	136,163	1,176,205	3.47	511,308	43.51	0	0
Hardware.....	1	(x)	(x)	(x)	(x)	(x)	(x)	(x)	0.00	(x)	0.00	(x)	(x)
Iron and steel scrap and other waste ma- terials.....	4	14	12	2	26,035	59,708	12,616	298,050	.88	104,850	35.18	0	0
Jewelry and optical goods.....	3	13	9	4	18,496	35,434	10,037	90,126	.27	87,124	96.07	500	0
Leather and leather goods (except gloves and shoes).....	1	(x)	(x)	(x)	(x)	(x)	(x)	(x)	0.00	(x)	0.00	(x)	(x)
Lumber and building materials (other than metal).....	4	81	78	3	144,458	258,626	111,942	1,166,095	3.44	780,204	66.91	16,620	16,050
Machinery, equipment, and supplies (ex- cept electrical).....	15	53	53	0	125,586	214,271	769,689	5,882,707	17.36	5,615,680	95.40	82,020	3,756,470
Metals and minerals (except petroleum and scrap).....	1	(x)	(x)	(x)	(x)	(x)	(x)	(x)	0.00	(x)	0.00	(x)	(x)
Paper and paper products.....	2	(x)	(x)	(x)	(x)	(x)	(x)	(x)	0.00	(x)	0.00	(x)	(x)
Petroleum and petroleum products.....	12	110	106	4	171,009	495,681	703,166	4,478,790	13.21	1,895,681	42.33	0	0
Plumbing and heating equipment and supplies.....	4	47	40	7	94,238	186,316	116,448	1,000,706	2.95	737,017	73.74	1,500	560,400
Tobacco and tobacco products (except leaf).....	3	13	12	1	23,013	29,909	45,560	1,583,939	4.69	6,000	.38	0	0
All other.....	4	21	16	5	42,112	54,542	24,660	245,385	.72	17,161	6.99	0	12,000

CITIES OF 50,000 TO 100,000 POPULATION:

BERKELEY (pop. 82,100)	26	215	191	24	\$388,888	\$861,785	\$415,222	\$3,452,937	100.00	\$1,914,330	55.44	\$400	\$220,841
Food products (except groceries).....	5	16	16	0	20,786	42,539	6,077	357,229	10.35	237,315	68.43	100	0
Groceries and food specialties.....	4	64	61	3	126,323	352,728	51,353	1,270,747	36.97	902,733	70.71	0	0
Lumber and building materials (other than metal).....	6	51	46	5	106,071	220,020	90,935	940,656	27.24	526,378	55.99	300	3,050
All other.....	11	84	68	16	126,778	245,778	265,857	878,305	25.44	247,013	28.23	0	217,191
FRESNO (pop. 52,513)	189	2,137	1,777	360	3,492,335	6,737,982	3,398,985	55,050,833	100.00	25,205,799	45.79	1,005,925	2,025,080
Automotive.....	16	128	113	15	241,622	855,525	358,607	3,816,217	6.02	1,833,912	55.30	356,075	67,920
Chemicals, drugs, and allied products.....	4	54	44	10	97,984	200,043	830,043	1,350,861	2.45	1,223,227	90.55	6,520	8,230
Electrical.....	4	9	7	2	14,040	30,543	30,923	254,852	.40	155,822	60.95	0	0
Farm products (not elsewhere specified).....	3	3	3	0	6,240	13,525	6,240	851,762	1.55	88,293	10.37	0	0
Farm supplies (except machinery and equipment).....	6	36	28	8	53,925	150,051	95,153	1,048,723	3.54	1,033,560	83.83	206,770	0
Food products (not elsewhere specified).....	50	568	460	108	759,771	1,516,433	373,186	12,181,718	22.13	4,028,140	33.07	225,300	0
Forest products (except lumber).....	4	33	30	3	38,155	75,471	99,038	631,404	1.15	396,354	61.19	2,100	43,450
Furniture and house furnishings.....	4	17	13	4	32,495	79,699	86,771	570,645	1.04	504,418	98.91	0	0
Groceries and food specialties.....	34	455	354	101	877,315	1,382,303	551,765	18,364,833	33.30	3,819,305	20.80	30,140	0
Iron and steel scrap and other waste ma- terials.....	8	35	30	5	48,688	78,954	51,492	580,571	1.00	208,100	35.84	16,200	132,700
Lumber and building materials (except metal).....	12	97	90	7	179,513	333,088	342,755	2,769,908	5.01	2,588,418	93.79	16,680	767,940
Machinery, equipment, and supplies (except electrical).....	11	52	44	8	91,227	179,060	92,886	627,053	1.14	488,352	77.88	20,380	65,590
Metals and minerals (except petroleum and scrap).....	4	23	23	0	52,551	77,615	188,558	541,894	.98	382,522	70.60	0	44,430
Paper and paper products.....	4	52	39	13	166,919	199,511	244,905	1,224,104	2.22	1,212,926	99.00	3,400	119,930
Petroleum and petroleum products.....	7	456	404	52	700,383	1,195,700	278,886	5,952,646	10.81	3,631,019	61.00	0	753,710
Plumbing and heating equipment and supplies.....	3	16	15	1	35,965	74,201	68,463	400,428	.85	258,390	55.15	0	15,550
Tobacco and tobacco products (except leaf).....	6	53	46	7	69,370	152,925	104,024	2,810,276	5.11	2,183,424	77.69	0	0
All other.....	9	45	34	11	86,172	136,635	90,461	613,948	1.12	519,551	84.02	31,210	500
GLENDALE (pop. 62,736)	28	270	266	14	531,978	1,187,919	193,765	5,174,493	100.00	2,853,571	57.08	827,166	38,500
Food products (not elsewhere specified).....	9	167	164	3	355,731	860,606	39,149	3,131,614	60.52	1,902,017	60.74	794,605	0
Groceries and food specialties.....	5	28	26	2	48,791	89,801	21,636	848,395	16.40	125,476	14.79	0	0
Lumber and building materials (other than metal).....	4	33	29	4	53,547	95,967	35,111	436,177	8.43	400,887	91.91	20,000	35,000
All other.....	10	42	37	5	73,907	141,545	97,819	758,307	14.65	525,191	69.26	12,600	8,600

1 For complete information concerning the number of establishments by kind of business, see Table 12.

TABLE 3.—WHOLESALE TRADE, BY KIND OF BUSINESS—Continued

[An (x) in column indicates that the amounts must be withheld to avoid disclosure of individual operations, but they are included in the totals]

KIND OF BUSINESS (Establishments classified by major lines of merchandise)	Number of establishments	NUMBER OF EMPLOYEES (proprietors not included)			SALARIES AND WAGES	TOTAL EXPENSES (including salaries and wages)	STOCKS ON HAND, END OF YEAR (at cost)	NET SALES		CREDIT SALES		SALES TO ULTIMATE CONSUMERS (at retail)	SALES TO INDUSTRIAL CONSUMERS
		Total	Male	Female				Amount	Per cent of total	Amount	Per cent of net sales		
CITIES OF 50,000 TO 100,000 POPULATION—Continued													
PASADENA (pop. 70,086).....	55	753	621	132	\$1,147,289	\$2,114,974	\$756,976	\$11,274,994	100.00	\$9,099,317	71.83	\$1,126,385	\$430,305
Automotive.....	4	18	17	1	20,700	45,842	77,047	164,854	1.40	115,339	69.96	2,000	
Food products (not elsewhere specified).....	11	447	340	101	592,865	1,077,879	73,310	4,186,039	37.13	2,986,886	71.35	1,049,465	
Groceries and food specialties.....	4	49	45	4	85,806	142,637	131,272	1,290,815	11.45	896,889	69.48		
Iron and steel scrap and other waste materials.....	6	6	6		9,010	26,209	5,250	107,238	.95	5,000	4.00		
Lumber and building materials (other than metal).....	7	42	38	4	84,046	187,245	81,312	609,474	5.94	619,544	92.54	58,500	40,000
Petroleum and petroleum products.....	5	67	66	1	129,330	264,472	35,499	2,410,000	21.40	1,281,500	52.97	7,640	
Plumbing and heating equipment and supplies.....	4	57	52	5	101,219	196,582	163,590	920,225	8.10	889,240	96.63		305,945
All other.....	14	67	51	16	118,313	194,108	189,090	1,616,749	13.45	1,305,063	80.04	6,890	360
SACRAMENTO (pop. 93,750).....	128	2,430	2,046	384	4,499,040	8,164,834	11,296,728	83,578,957	100.00	37,878,439	45.32	1,021,054	2,336,552
Automotive.....	10	116	97	19	243,782	480,431	884,237	2,730,362	3.27	539,825	19.77	686,894	
Chemicals, drugs, and allied products.....	3	148	115	33	281,515	435,166	590,031	2,985,814	3.57	2,902,172	97.20	40,780	37,050
Electrical.....	6	69	58	11	114,128	212,941	100,592	1,042,309	1.26	1,006,651	96.60		18,000
Farm products (not elsewhere specified).....	5	32	24	8	90,064	162,912	5,250,748	7,313,005	8.75	51,133	.70		
Farm supplies (except machinery and equipment).....	3	30	27	3	48,629	104,151	114,030	1,672,623	2.00	1,664,742	99.53		
Food products (not elsewhere specified).....	27	452	383	99	1,103,029	1,993,420	652,495	32,025,932	39.04	6,700,229	97.20	175,200	
Groceries and food specialties.....	17	273	235	38	403,398	860,075	1,591,510	13,110,717	15.60	7,824,570	59.05		7,500
Iron and steel scrap and other waste materials.....	6	37	30	7	52,184	106,781	20,002	536,390	.64	239,091	44.67	10,100	280,090
Leather and leather goods (except gloves and shoes).....	3	33	27	6	66,408	103,795	209,120	471,041	.56	449,001	95.45	100	
Lumber and building materials (other than metal).....	5	12	11	1	27,528	54,667	10,635	551,587	.66	511,981	92.82		4,890
Machinery, equipment, and supplies (except electrical).....	7	81	24	7	51,865	81,471	70,330	392,337	.47	193,860	49.41	6,940	
Paper and paper products.....	6	37	30	7	145,220	321,418	268,162	1,485,687	1.72	1,364,340	95.03	4,000	253,710
Petroleum and petroleum products.....	8	707	636	71	1,036,589	1,810,023	443,007	5,179,148	9.79	5,023,229	61.42		1,160,000
Plumbing and heating equipment and supplies.....	7	100	88	12	213,066	433,700	400,847	1,917,428	2.20	1,659,255	86.54	14,900	208,790
Tobacco and tobacco products (except leaf).....	5	49	40	9	81,171	143,896	116,854	3,720,904	4.46	3,227,712	86.61		
All other.....	10	224	185	39	479,964	832,485	1,054,970	4,881,673	5.84	4,406,043	91.40	76,080	395,922
SAN JOSE (pop. 57,651).....	80	1,115	952	163	1,928,587	2,955,894	1,407,183	21,099,423	100.00	12,577,991	59.61	68,562	1,299,181
Automotive.....	3	23	20	3	32,911	52,800	70,501	278,894	1.32	114,066	40.90	21,000	
Electrical.....	3	19	10	8	28,324	55,220	39,239	358,822	1.70	48,217	13.44		10,000
Food products (not elsewhere specified).....	22	299	219	80	466,761	734,360	157,633	6,162,938	29.21	3,012,358	48.88	17,800	
Groceries and food specialties.....	8	54	48	6	100,029	193,082	302,025	2,709,177	12.84	2,201,938	83.49		
Iron and steel scrap and other waste materials.....	3	38	37	1	34,482	55,700	41,410	363,802	1.44				45,250
Lumber and building materials (other than metal).....	4	24	21	3	53,040	88,187	72,556	1,733,201	8.21	771,514	44.51		
Machinery, equipment, and supplies (except electrical).....	9	43	38	5	78,370	131,612	58,076	542,283	2.57	312,471	57.02		58,420
Paper and paper products.....	6	43	34	9	75,583	150,820	159,929	572,934	4.14	608,002	70.52	1,800	242,950
Petroleum and petroleum products.....	6	478	433	45	689,860	1,231,125	194,920	5,997,700	28.45	3,659,294	61.01		845,980
All other.....	10	94	86	8	126,211	253,988	310,879	2,139,612	10.14	1,730,142	80.86	27,092	93,651
CITIES OF 20,000 TO 50,000 POPULATION													
ALAMEDA (pop. 35,033).....	14	144	120	24	\$296,732	\$715,966	\$152,798	\$3,188,990	100.00	\$1,643,526	51.86	\$31,375	\$71,741
Food products (not elsewhere specified).....	3	7	2	5	6,640	9,197	1,250	70,138	2.21				
Metals and minerals (except petroleum and scrap).....	3	18	15	3	39,707	91,480	49,917	405,744	12.80	402,744	99.26		50,591
All other.....	8	119	103	16	250,385	615,233	101,631	2,693,108	84.99	1,240,782	46.07	31,375	21,150
ALHAMBRA (pop. 29,472).....	13	116	83	33	148,454	286,038	378,355	2,004,322	100.00	1,700,109	84.82	42,434	603,890
Lumber and building materials (other than metal).....	3	14	13	1	35,771	55,252	26,562	483,833	24.39	484,285	99.07		
All other.....	10	102	70	32	112,683	230,786	351,793	1,516,489	75.61	1,215,824	80.23	42,434	603,890
BAKERSFIELD (pop. 26,015).....	50	621	580	41	931,514	1,859,769	1,088,640	12,947,837	100.00	8,573,886	66.22	72,370	2,089,832
Automotive.....	3	21	17	4	30,551	59,729	42,887	168,366	1.30	99,570	59.14		
Food products (not elsewhere specified).....	6	51	51		81,327	184,355	56,682	1,813,804	14.01	724,010	39.92		
Groceries and food specialties.....	10	57	53	4	104,601	205,553	223,621	2,726,930	21.06	1,976,894	72.50	3,800	
Machinery, equipment, and supplies (except electrical).....	9	41	37	4	107,744	241,300	233,154	1,518,441	11.73	1,485,263	97.81	10,182	1,293,456
Petroleum and petroleum products.....	9	370	354	16	478,946	938,499	257,068	4,689,024	36.21	3,086,549	65.82		713,140
All other.....	13	81	68	13	128,345	230,324	273,430	2,031,273	15.69	1,201,800	59.16	58,388	83,336
HUNTINGTON PARK (pop. 24,501).....	7	21	21		40,844	164,156	180,353	1,587,526	100.00	1,077,994	68.77	2,811	215,400
POMONA (pop. 20,804).....	22	270	144	126	339,208	849,789	163,213	9,591,268	100.00	2,614,521	27.26	197,182	
Food products (not elsewhere specified).....	9	207	85	122	220,439	681,024	5,787	7,782,300	81.14	1,317,952	16.94	170,182	
Groceries and food specialties.....	4	19	16	3	40,659	57,285	67,099	799,043	8.33	579,335	72.57		
Petroleum and petroleum products.....	4	18	18		47,172	151,776	14,988	476,808	4.97	327,623	68.71		
All other.....	6	26	25	1	90,938	50,704	75,336	533,117	5.58	839,111	72.99	27,000	

CENSUS OF DISTRIBUTION

TABLE 3.—WHOLESALE TRADE, BY KIND OF BUSINESS—Continued

[An (x) in column indicates that the amounts must be withheld to avoid disclosure of individual operations, but they are included in the totals]

KIND OF BUSINESS (Establishments classified by major lines of merchandise)	Number of estab- lish- ments	NUMBER OF EMPLOYEES (proprietors not included)			SALARIES AND WAGES	TOTAL EXPENSES (including salaries and wages)	STOCKS ON HAND, END OF YEAR (at cost)	NET SALES		CREDIT SALES		SALES TO ULTIMATE CONSUM- ERS (at retail)	SALES TO INDUS- TRIAL CON- SUMERS
		Total	Male	Fe- male				Amount	Per cent of total	Amount	Per cent of net sales		
CITIES OF 20,000 TO 50,000 POPULATION—Continued													
RICHMOND. (pop. 20,093).....	7	49	48	3	\$80,279	\$128,158	\$8,725	\$898,401	100.00	\$344,576	41.60	\$24,001	-----
Food products (not elsewhere specified).....	7	49	46	3	80,279	128,158	8,725	828,401	100.00	344,576	41.60	24,901	-----
RIVERSIDE (pop. 29,696).....	34	686	724	262	766,665	1,278,959	430,960	11,898,803	100.00	2,448,913	21.48	96,176	\$24,342
Farm supplies (except machinery and equipment).....	4	13	12	1	24,255	73,200	315	613,570	5.38	408,200	66.54	-----	-----
Food products (not elsewhere specified).....	10	853	609	244	680,390	909,631	108,149	6,215,567	54.63	1,517,085	24.41	87,113	-----
Groceries and food specialties.....	4	78	65	13	82,440	139,271	253,201	3,565,478	31.28	97,500	2.73	-----	-----
Petroleum and petroleum products.....	3	28	28	-----	58,594	115,847	20,532	781,710	6.86	240,950	30.82	5,400	18,169
All other.....	4	14	10	4	21,010	41,010	48,079	221,978	1.95	185,079	83.38	3,693	6,173
SAN BERNARDINO (pop. 37,481).....	46	444	410	34	802,470	1,608,758	645,612	9,840,265	100.00	4,775,548	48.53	169,959	285,708
Automotive.....	3	19	14	2	33,444	64,806	48,506	240,439	2.53	192,624	77.22	5,000	6,078
Food products (not elsewhere specified).....	15	140	130	10	253,730	685,808	77,537	4,006,512	40.72	1,610,305	40.19	113,074	-----
Groceries and food specialties.....	6	60	45	5	91,195	162,195	160,516	1,556,421	15.82	905,999	58.21	-----	-----
Iron and steel scrap and other waste ma- terials.....	4	19	18	1	29,477	46,887	40,853	324,809	3.30	3,000	0.92	-----	17,200
Petroleum and petroleum products.....	6	64	60	4	130,341	329,075	22,264	1,747,599	17.76	471,035	26.95	13,415	22,616
All other.....	12	155	143	12	264,283	450,537	295,936	1,955,486	19.87	1,592,588	81.44	23,470	188,916
SANTA ANA (pop. 30,322).....	49	517	469	48	801,988	1,656,702	584,583	9,235,111	100.00	5,313,236	57.59	661,989	179,349
Automotive.....	7	50	45	5	99,525	176,074	138,143	905,001	6.55	393,571	65.05	68,344	-----
Food products (not elsewhere specified).....	13	203	195	13	286,430	678,885	28,646	3,355,059	36.33	1,615,760	48.16	660,000	-----
Groceries and food specialties.....	6	75	65	10	130,497	248,074	173,364	1,847,236	20.00	1,316,201	71.25	-----	-----
Lumber and building materials (other than metal).....	3	26	25	1	44,962	73,435	55,703	337,332	3.65	312,020	92.50	18,030	25,070
Petroleum and petroleum products.....	8	70	60	4	123,640	269,083	40,141	1,745,974	18.91	675,961	38.72	5,611	-----
Plumbing and heating equipment and supplies.....	4	23	19	4	45,500	83,020	85,104	576,608	6.24	525,960	91.22	-----	154,779
All other.....	8	65	54	11	71,366	126,931	58,422	787,901	8.32	478,764	62.35	9,984	-----
SANTA BARBARA (pop. 33,613).....	35	548	468	80	812,819	1,551,240	526,452	9,017,469	100.00	4,571,356	50.69	212,038	557,004
Food products (not elsewhere specified).....	11	222	176	46	315,176	547,522	25,540	2,014,854	32.32	1,405,968	48.24	175,230	-----
Petroleum and petroleum products.....	7	207	180	21	318,000	611,574	145,439	3,081,176	34.17	1,681,208	54.56	3,036	391,835
All other.....	17	119	100	13	179,643	392,144	355,473	3,021,439	33.51	1,484,162	49.12	33,772	105,171
SANTA MONICA (pop. 37,146).....	25	172	160	8	310,370	676,543	243,956	3,658,289	100.00	1,700,456	46.48	410,464	29,340
Food products (not elsewhere specified).....	6	75	74	1	145,377	325,791	7,651	1,368,142	37.40	411,757	30.10	379,767	-----
Lumber and building materials (other than metal).....	3	35	32	3	62,897	110,505	93,900	635,444	17.37	593,467	93.30	22,676	20,249
Metals and minerals (except petroleum and scrap).....	3	9	9	-----	17,618	26,212	2,352	49,665	1.36	24,798	49.03	-----	-----
Petroleum and petroleum products.....	4	24	24	-----	49,750	113,640	14,622	644,885	1.63	234,449	39.30	-----	-----
All other.....	9	29	27	2	43,728	100,395	125,431	960,153	26.24	436,015	45.41	8,021	9,091
STOCKTON (pop. 47,963).....	88	1,182	1,048	136	1,079,566	3,766,288	3,486,247	37,009,952	100.00	24,933,396	65.77	605,183	3,367,770
Automotive.....	6	67	63	4	121,102	258,647	216,990	686,963	2.60	802,872	81.35	15,000	20,000
Electrical.....	4	25	23	2	33,403	65,459	41,898	231,538	61	100,560	43.43	-----	1,200
Farm products (not elsewhere specified).....	4	21	18	3	82,335	176,901	938,300	8,310,091	21.92	6,426,002	77.33	400,000	1,872,451
Farm supplies (except machinery and equipment).....	3	53	45	8	123,976	168,301	222,787	3,872,107	10.21	3,869,105	99.92	-----	-----
Food products (not elsewhere specified).....	28	227	192	35	366,309	798,495	243,414	8,284,544	21.85	4,066,454	49.08	48,101	-----
Groceries and food specialties.....	11	95	80	9	201,200	348,618	437,356	4,682,108	12.30	1,755,751	37.66	17,021	-----
Hardware.....	3	58	49	9	122,760	263,571	298,440	1,032,470	2.72	962,075	93.19	79,226	312,143
Iron and steel scrap and other waste ma- terials.....	3	7	7	-----	7,530	15,084	27,091	165,884	.44	2,450	1.48	-----	-----
Paper and paper products.....	3	27	25	4	47,841	83,596	91,442	580,363	1.53	308,704	53.19	-----	75,706
Petroleum and petroleum products.....	7	455	400	40	648,456	1,146,317	273,053	6,052,216	15.97	3,866,270	63.88	-----	1,021,950
Plumbing and heating equipment and supplies.....	3	11	11	-----	29,379	55,602	70,477	311,307	.82	100,000	32.12	-----	-----
Tobacco and tobacco products (except leaf).....	3	32	27	5	47,357	100,044	83,048	1,736,675	4.63	1,538,231	88.57	-----	-----
All other.....	10	104	93	11	147,818	284,723	491,042	1,683,686	4.45	1,134,322	67.37	45,215	64,320

CITIES OF 5,000 TO 20,000 POPULATION:

Total.....	725	9,379	7,685	1,694	\$12,600,094	\$26,667,170	\$11,708,777	\$224,216,522	-----	\$70,302,230	-----	\$1,580,586	\$58,198
Anaheim (pop. 10,995).....	18	163	108	55	627,863	1,388,078	133,960	5,493,893	-----	563,816	-----	7,501	7,942
Arcadia (pop. 5,216).....	2	(x)	(x)	(x)	(x)	(x)	(x)	(x)	-----	(x)	-----	(x)	-----
Bell (pop. 7,884).....	2	(x)	(x)	(x)	(x)	(x)	(x)	(x)	-----	(x)	-----	(x)	-----
Beverly Hills (pop. 17,429).....	4	82	79	3	203,639	388,677	83,749	3,006,915	-----	2,521,435	-----	-----	-----
Brawley (pop. 10,439).....	27	811	801	10	992,404	2,069,667	228,220	9,791,724	-----	1,200,522	-----	5,300	106,400
Burbank (pop. 16,662).....	8	94	91	3	191,956	392,718	77,607	2,157,638	-----	820,280	-----	314,875	6,987
Burlingame (pop. 13,270).....	3	93	92	1	97,310	168,766	209,499	536,255	-----	111,584	-----	-----	-----
Calxico (pop. 6,299).....	12	41	41	-----	60,637	133,929	189,595	3,566,788	-----	490,182	-----	-----	-----
Chico (pop. 7,961).....	12	53	49	4	99,354	190,994	68,442	1,407,376	-----	499,588	-----	23,020	-----
Colton (pop. 8,014).....	7	119	96	23	151,138	332,210	255,441	2,343,761	-----	1,771,233	-----	-----	-----

1 No wholesale schedules were received for the following 8 cities: Daily City (pop., 7,838); Maywood (pop., 6,794); Monterey Park (pop., 6,406); Piedmont (pop., 9,335); Santa Clara (pop., 6,302); hence they are not listed separately.

TABLE 3.—WHOLESALE TRADE, BY KIND OF BUSINESS—Continued

[An (x) in column indicates that the amounts must be withheld to avoid disclosure of individual operations, but they are included in the totals]

KIND OF BUSINESS (Establishments classified by major lines of merchandise)	Number of estab- lish- ments	NUMBER OF EMPLOYEES (proprietors not included)			SALARIES AND WAGES	TOTAL EXPENSES (including salaries and wages)	STOCKS ON HAND, END OF YEAR (at cost)	NET SALES		CREDIT SALES		SALES TO ULTIMATE CONSUM- ERS (at retail)	SALES TO INDUS- TRIAL CON- SUMERS
		Total	Male	Fe- male				Amount	Per cent of total	Amount	Per cent of net sales		
CITIES OF 5,000 TO 20,000 POPULATION—Continued													
Compton (pop. 12,516)	4	72	67	5	\$101,682	\$176,003	\$89,458	\$1,273,975		\$525,537			
Corona (pop. 7,018)	9	412	274	138	427,101	833,404	8,443	1,986,595		200,168			
Coronado (pop. 6,423)	1	(x)	(x)	(x)	(x)	(x)	(x)	(x)		(x)		(x)	
Culver City (pop. 5,669)	4	14	13	1	28,826	36,209	33,401	362,860		331,667		\$7,511	
El Centro (pop. 3,434)	40	376	363	13	574,941	1,117,938	602,226	9,952,070		5,183,601		351,368	\$80,906
Eureka (pop. 15,752)	19	114	95	19	188,812	386,709	328,196	2,964,303		2,254,462			
Fullerton (pop. 10,800)	19	226	111	115	808,242	1,810,144	107,136	17,372,630		914,621		4,510	
Hanford (pop. 7,028)	13	97	86	11	144,980	289,286	65,914	2,632,085		371,887		7,422	
Hawthorne (pop. 6,596)	2	(x)	(x)	(x)	(x)	(x)	(x)	(x)		(x)		(x)	
Hayward (pop. 5,530)	11	140	110	30	162,868	455,527	48,718	2,795,602		303,248		17,724	
Inglewood (pop. 19,480)	3	0	0	0	13,867	25,271	11,121	410,987					
Lodi (pop. 6,783)	6	41	41	0	67,200	140,008	33,898	761,634		282,742			
Lynwood (pop. 7,323)	1	(x)	(x)	(x)	(x)	(x)	(x)	(x)		(x)		(x)	
Martinez (pop. 6,569)	2	(x)	(x)	(x)	(x)	(x)	(x)	(x)		(x)		(x)	
Marysville (pop. 5,763)	14	64	58	6	96,806	201,967	114,100	2,039,345		823,971		38,313	
Merced (pop. 7,066)	13	100	80	11	128,172	382,830	128,728	2,570,876		1,200,142		21,674	2,158
Modesto (pop. 13,842)	29	264	205	59	830,700	685,695	340,753	4,561,694		1,465,696		19,667	
Monrovia (pop. 10,890)	8	69	41	22	95,165	210,546	55,632	3,473,730		305,168			
Montebello (pop. 6,468)	1	(x)	(x)	(x)	(x)	(x)	(x)	(x)		(x)		(x)	
Monterey (pop. 9,141)	22	159	127	32	150,897	282,100	121,183	1,959,127		1,293,310		13,278	
Napa (pop. 6,437)	5	28	26	2	50,052	95,431	45,418	558,045		176,651			
National City (pop. 7,301)	3	25	25	0	32,917	67,046	26,964	446,450		179,000			
Lynwood (pop. 7,323)	14	283	107	71	228,205	503,730	46,085	3,382,089		1,717,452		4,834	12
Ontario (pop. 13,583)	6	441	436	5	545,880	1,034,329	36,792	7,539,382		2,329,525		24,169	
Orange (pop. 8,068)	1	90	85	5	140,060	446,562	3,595,736	9,903,195		670,772		81,501	
Ornard (pop. 6,235)	10	90	85	5	140,060	446,562	3,595,736	9,903,195		670,772		81,501	
Pacific Grove (pop. 5,558)	1	(x)	(x)	(x)	(x)	(x)	(x)	(x)		(x)		(x)	
Palo Alto (pop. 13,652)	11	62	57	5	112,664	215,698	43,122	1,112,265		678,098		120,266	
Petaluma (pop. 8,245)	23	417	202	215	459,875	760,359	214,060	10,956,723		13,028,258		22,184	
Pittsburg (pop. 9,610)	7	71	71	0	36,286	85,183	4,371	353,068		202,100			
Porterville (pop. 5,303)	10	214	103	111	171,756	262,432	26,108	1,472,804		261,901			
Redlands (pop. 14,177)	15	499	318	181	571,096	1,323,023	85,462	15,044,015		710,633			
Redondo Beach (pop. 9,347)	3	34	34	0	60,473	81,349	40,016	515,870		30,526			
Redwood City (pop. 8,962)	3	17	17	0	41,617	70,508	10,922	741,520		206,026			
Rossville (pop. 6,425)	3	18	17	1	12,415	25,370	13,184	95,742		63,660		10,087	
Salinas (pop. 10,263)	36	673	599	74	725,619	1,000,371	251,842	10,030,386		1,780,181			1,000
San Buenaventura (pop. 11,603)	24	141	130	11	276,227	601,332	447,575	4,796,844		3,716,740		101,713	501,149
San Fernando (pop. 7,567)	5	24	24	0	58,500	111,143	19,222	516,718		166,078		54,496	
San Gabriel (pop. 7,234)	1	(x)	(x)	(x)	(x)	(x)	(x)	(x)		(x)		(x)	
San Leandro (pop. 11,465)	4	12	10	2	9,758	21,821	1,502	81,381		10,500			
San Luis Obispo (pop. 3,276)	14	76	68	8	135,956	275,973	356,443	3,273,714		610,542		62,764	
San Mateo (pop. 13,444)	4	19	17	2	38,708	117,745	23,043	645,832		430,610			
San Rafael (pop. 3,022)	5	32	31	1	59,257	119,875	25,672	706,931		383,408			
Santa Cruz (pop. 14,395)	20	84	66	18	145,310	269,908	104,194	3,064,554		1,954,894		2,477	
Santa Maria (pop. 7,057)	15	218	211	7	308,382	1,192,189	105,864	3,477,238		414,043		17,656	
Santa Paula (pop. 7,452)	12	489	417	72	620,523	1,205,521	135,600	6,098,893		323,682		2,666	
Santa Rosa (pop. 10,636)	35	176	160	16	320,229	680,873	353,151	6,461,719		3,394,449			21,876
South Gate (pop. 19,632)	3	71	69	2	108,674	177,078	1,506	682,080		284,263		5,000	
South Pasadena (pop. 13,730)	1	(x)	(x)	(x)	(x)	(x)	(x)	(x)		(x)		(x)	
South San Francisco (pop. 6,193)	8	62	50	12	165,651	359,917	356,620	20,076,618		3,398,405			
Torrance (pop. 7,271)	6	35	34	1	87,045	165,542	571,602	2,129,492		1,995,410		61,578	43,378
Tulare (pop. 6,207)	5	32	28	4	59,257	117,370	20,893	891,010		264,298			
Vallejo (pop. 14,476)	8	19	17	2	32,811	95,510	35,015	744,052		306,907		23,010	300
Visalia (pop. 7,263)	13	81	74	7	101,618	335,875	167,854	2,602,512		1,892,754		104,981	80,000
Watsonville (pop. 8,344)	11	869	738	131	546,432	1,262,614	955,644	9,097,730		3,458,920		3,440	
Whittier (pop. 14,822)	51	378	219	159	336,449	512,775	127,633	2,612,682		722,824			
Woodland (pop. 5,542)	10	33	31	2	87,400	176,426	123,640	3,700,736		207,766		4,754	

TABLE 4.—WHOLESALE TRADE, BY TYPE OF ESTABLISHMENT—Continued

[An (x) in column indicates that the amounts must be withheld to avoid disclosure of individual operations, but they are included in the totals]

TYPE OF ESTABLISHMENT	Number of establishments	NUMBER OF EMPLOYEES (proprietors not included)			SALARIES AND WAGES	TOTAL EXPENSES (including salaries and wages)	STOCKS ON HAND, END OF YEAR (at cost)	NET SALES	CREDIT SALES		SALES TO ULTIMATE CONSUMERS (at retail)	SALES TO INDUSTRIAL CONSUMERS	AVERAGE SALES PER ESTABLISHMENT
		Total	Male	Female					Amount	Per cent of net sales			
CITIES OF 100,000 POPULATION AND OVER—Continued													
SAN FRANCISCO	3,154	37,545	29,807	7,738	\$77,535,544	\$167,920,800	\$144,105,010	\$1,784,174,952	\$990,391,008	55.51	\$10,121,770	\$294,953,360	\$565,688
Wholesalers only.....	1,571	19,568	15,674	3,884	39,358,669	80,214,402	79,800,405	773,003,872	473,735,487	61.28	7,468,780	91,579,237	492,103
Service wholesalers.....	1,457	18,729	14,999	3,730	37,469,709	76,016,776	76,277,565	737,543,710	452,078,232	61.30	7,309,929	84,904,799	508,207
Exporters.....	63	432	264	168	1,023,010	2,321,049	1,423,881	65,485,770	18,604,436	28.60	—	394,560	1,235,807
Importers.....	120	1,184	933	251	2,292,466	5,139,265	7,045,414	114,642,100	64,149,010	55.96	491,322	15,630,038	900,762
Wholesale merchants ¹	1,278	17,113	13,802	3,311	34,184,233	69,156,402	67,808,270	557,415,840	369,264,786	66.25	6,818,604	68,879,601	436,163
Limited function wholesalers.....	29	(x)	(x)	(x)	(x)	(x)	(x)	(x)	(x)	—	(x)	(x)	(x)
Cash and carry.....	3	27	26	1	42,751	97,536	373,552	3,587,504	—	—	—	—	1,195,834
Drop shippers.....	15	40	21	19	167,828	403,396	6,105	14,281,021	12,369,558	86.55	—	90,445	962,068
Mail-order wholesalers.....	1	(x)	(x)	(x)	(x)	(x)	(x)	(x)	(x)	—	(x)	(x)	(x)
Wagon distributors.....	10	82	71	11	172,337	308,057	77,404	3,825,435	1,163,651	30.42	—	8,305	382,543
Supply and machinery distributors.....	30	674	552	122	1,505,424	2,736,355	3,125,014	13,711,391	8,069,617	58.85	148,854	6,575,088	171,392
Cooperative buying associations.....	1	(x)	(x)	(x)	(x)	(x)	(x)	(x)	(x)	—	(x)	(x)	(x)
Bulk tank stations.....	12	579	524	55	1,280,828	2,543,140	915,062	28,223,703	20,202,099	71.58	11,067	6,747,974	2,351,975
Chain-store warehouses.....	20	427	341	86	756,770	1,573,470	1,880,438	17,693,272	2,299,569	13.00	12,000	—	884,663
District sales offices.....	3	381	317	64	743,922	1,672,765	715,861	5,672,334	2,687,585	47.38	—	—	1,890,778
General sales offices.....	5	1,243	1,013	230	2,369,393	4,170,717	564,068	107,155,100	39,253,826	36.03	—	16,444,497	21,431,021
Manufacturers' sales branches.....	608	9,707	7,507	2,110	21,763,588	47,331,241	39,042,295	435,962,421	313,643,615	71.94	2,300,312	125,680,500	652,038
Cooperative sales agencies.....	12	162	116	36	275,107	523,224	535,535	20,463,099	14,960,782	73.11	—	—	1,705,308
Agents and brokers.....	847	4,767	3,715	1,052	9,928,231	17,402,828	18,856,826	376,500,775	117,424,546	31.19	277,064	54,087,147	444,510
Auction companies.....	5	44	40	4	103,064	200,161	331,363	1,474,351	132,834	9.02	—	—	294,870
Brokers.....	88	247	158	89	556,562	1,116,820	319,340	85,214,210	7,351,331	8.63	—	5,783,478	968,343
Commission merchants.....	48	455	374	81	1,212,600	2,007,744	887,252	40,215,081	14,243,859	35.42	—	1,665,000	337,832
Export commission houses.....	2	49	30	19	124,024	273,054	129,148	10,294,011	915,089	8.80	—	312,017	857,834
Export selling agents.....	1	(x)	(x)	(x)	(x)	(x)	(x)	(x)	(x)	—	(x)	(x)	(x)
Import commission merchants.....	1	(x)	(x)	(x)	(x)	(x)	(x)	(x)	(x)	—	(x)	(x)	(x)
Manufacturers' agents.....	540	2,255	1,698	557	4,742,285	8,508,526	14,906,867	121,192,001	61,043,002	50.37	270,637	32,478,915	220,750
Purchasing agents and resident buyers.....	6	27	5	22	66,529	101,132	—	27,881,530	360,000	1.20	—	—	4,640,921
Selling agents.....	136	1,656	1,385	270	3,024,440	4,900,109	2,261,116	80,999,278	32,798,861	40.49	2,000	13,847,137	505,682
Wholesaling manufacturers.....	7	480	282	198	688,160	1,318,462	928,031	6,300,063	6,183,497	98.14	61,047	413,999	900,137
All other.....	9	261	228	23	370,876	1,170,421	175,589	13,108,804	—	—	—	—	1,456,634
OAKLAND	390	5,712	4,963	749	9,711,133	17,069,732	12,877,315	129,169,794	81,266,697	62.91	688,804	8,947,876	331,204
Wholesalers only.....	281	3,215	2,703	452	6,747,094	10,325,717	8,618,284	71,227,331	47,018,134	66.01	521,181	5,116,476	253,478
Wholesale merchants.....	254	3,081	2,634	447	5,478,649	9,851,076	8,007,875	66,034,004	45,514,541	68.30	521,181	5,080,976	262,341
Limited function wholesalers.....	16	97	95	2	203,079	346,124	306,823	4,061,929	1,278,021	31.46	—	—	253,871
Cash and carry.....	5	81	80	1	101,733	277,926	303,605	3,690,150	1,244,001	33.63	—	—	739,830
Wagon distributors.....	11	16	15	1	41,346	68,198	3,218	362,778	34,020	9.38	—	—	32,980
Supply and machinery distributors.....	11	37	34	3	65,306	127,017	123,580	530,738	225,572	42.50	—	20,500	48,240
Bulk tank stations.....	9	827	773	54	1,158,921	2,373,932	779,985	15,146,023	8,775,051	57.94	39,293	2,044,915	1,682,958
Chain store warehouses.....	5	280	214	66	317,778	613,524	723,016	11,862,411	22,000	1.0	—	—	2,372,482
Manufacturers' sales branches.....	69	1,214	1,061	153	2,226,628	3,831,870	2,604,416	24,682,260	20,939,877	84.84	124,566	1,729,190	373,074
Cooperative sales agencies.....	1	(x)	(x)	(x)	(x)	(x)	(x)	(x)	(x)	—	(x)	(x)	(x)
Agents and brokers.....	25	95	80	15	149,408	313,427	78,241	2,812,462	1,675,118	59.56	3,704	57,285	112,498
Auction companies.....	1	(x)	(x)	(x)	(x)	(x)	(x)	(x)	(x)	—	(x)	(x)	(x)
Brokers.....	1	(x)	(x)	(x)	(x)	(x)	(x)	(x)	(x)	—	(x)	(x)	(x)
Commission merchants.....	6	44	38	6	80,648	180,261	7,545	1,450,770	876,054	60.43	—	—	241,797
Manufacturers' agents.....	15	47	38	9	59,430	114,414	66,959	924,237	463,692	50.17	3,704	57,285	61,616
Selling agents.....	2	(x)	(x)	(x)	(x)	(x)	(x)	(x)	(x)	—	(x)	(x)	(x)
Wholesaling manufacturers.....	2	(x)	(x)	(x)	(x)	(x)	(x)	(x)	(x)	—	(x)	(x)	(x)
All other.....	1	(x)	(x)	(x)	(x)	(x)	(x)	(x)	(x)	—	(x)	(x)	(x)
SAN DIEGO	169	2,645	2,381	264	4,212,016	8,024,997	5,824,894	56,839,385	36,856,777	63.96	2,067,229	2,787,746	285,625
Wholesalers only.....	151	1,846	1,661	185	3,139,863	5,077,876	4,042,433	39,710,730	25,042,167	63.33	2,021,005	1,869,714	262,985
Wholesale merchants.....	142	1,627	1,402	165	2,747,636	4,892,352	4,847,392	35,845,079	23,538,333	65.97	1,065,524	1,713,714	252,430
Limited function wholesalers.....	5	(x)	(x)	(x)	(x)	(x)	(x)	(x)	(x)	—	(x)	(x)	(x)
Cash and carry.....	1	(x)	(x)	(x)	(x)	(x)	(x)	(x)	(x)	—	(x)	(x)	(x)
Wagon distributors.....	4	196	179	17	363,307	727,957	63,612	3,526,739	2,109,108	59.80	929,071	—	881,686
Supply and machinery distributors.....	4	(x)	(x)	(x)	(x)	(x)	(x)	(x)	(x)	—	(x)	(x)	(x)
Bulk tank stations.....	8	584	531	53	707,812	1,408,050	493,398	8,132,974	5,809,867	72.17	5,511	767,350	1,016,622
Chain store warehouses.....	1	(x)	(x)	(x)	(x)	(x)	(x)	(x)	(x)	—	(x)	(x)	(x)
Manufacturers' sales branches.....	25	168	142	16	265,201	495,517	137,095	4,876,294	2,992,318	61.36	40,293	148,911	195,052
Agents and brokers.....	13	37	33	4	70,446	128,325	86,123	2,200,019	880,040	38.03	450	4,771	173,804
Brokers.....	2	(x)	(x)	(x)	(x)	(x)	(x)	(x)	(x)	—	(x)	(x)	(x)
Commission merchants.....	5	12	10	2	15,351	48,800	5,700	540,485	183,845	34.01	—	—	108,097
Manufacturers' agents.....	5	22	21	1	49,515	69,694	79,823	592,961	337,854	56.98	—	1,869	118,592
Selling agents.....	1	(x)	(x)	(x)	(x)	(x)	(x)	(x)	(x)	—	(x)	(x)	(x)
All other.....	1	(x)	(x)	(x)	(x)	(x)	(x)	(x)	(x)	—	(x)	(x)	(x)
LONG BEACH	127	1,207	1,129	78	2,168,725	4,093,555	3,377,915	33,893,318	18,056,932	53.28	1,400,260	4,712,486	266,877
Wholesalers only.....	102	947	878	69	1,639,400	3,028,187	2,204,206	24,721,657	11,596,436	46.91	592,631	1,911,509	242,309
Wholesale merchants.....	73	577	517	60	960,471	1,757,830	1,510,820	12,579,274	7,156,992	56.90	69,186	946,352	172,319
Limited function wholesalers.....	22	343	334	9	627,656	1,158,668	340,175	9,113,713	1,667,251	18.29	441,420	3,000	414,260
Cash and carry.....	13	84	61	3	100,094	178,030	301,249	6,500,374	240,000	4.47	—	—	423,108
Wagon distributors.....	9	289	283	6	526,656	980,638	38,926	3,613,339	1,421,251	30.33	441,420	—	401,482
Supply and machinery distributors.....	7	27	27	—	61,279	109,689	363,202	3,028,670	2,772,193	91.53	82,025	962,157	306,023
Bulk tank stations.....	0	53	52	1	106,961	350,237	667,071	2,225,291	1,274,400	57.27	—	—	370,887
Chain store warehouses.....	18	204	196	8	420,401	714,326	496,837	6,930,060	5,173,737	74.66	807,629	2,800,980	385,003
Manufacturers' sales branches.....	1	(x)	(x)	(x)	(x)	(x)	(x)	(x)	(x)	—	(x)	(x)	(x)
All other.....	1	(x)	(x)										

CENSUS OF DISTRIBUTION

TABLE 4.—WHOLESALE TRADE, BY TYPE OF ESTABLISHMENT—Continued

[An (x) in column indicates that the amounts must be withheld to avoid disclosure of individual operations, but they are included in the totals]

TYPE OF ESTABLISHMENT	Number of establishments	NUMBER OF EMPLOYEES (proprietors not included)			SALARIES AND WAGES	TOTAL EXPENSES (including salaries and wages)	STOCKS ON HAND, END OF YEAR (at cost)	NET SALES	CREDIT SALES		SALES TO ULTIMATE CONSUMERS (at retail)	SALES TO INDUSTRIAL CONSUMERS
		Total	Male	Female					Amount	Per cent of net sales		
CITIES OF FROM 50,000 TO 100,000 POPULATION												
Berkeley (pop. 82,109)	26	215	191	24	\$388,888	\$861,765	\$415,222	\$3,452,937	\$1,914,339	55.44	\$400	\$220,841
Wholesalers only	21	144	124	20	240,042	467,842	230,704	2,068,166	761,421	36.82	100	217,161
All other types of wholesale establishments	5	71	67	4	148,846	393,923	84,518	1,384,771	1,152,918	83.26	300	3,500
Fresno (pop. 52,513)	189	2,137	1,777	360	3,492,335	6,737,982	3,398,985	65,050,839	25,205,799	45.79	1,005,825	2,025,080
Wholesalers only	132	1,027	872	155	1,681,536	3,552,158	2,699,425	27,093,674	14,107,965	52.00	905,553	489,830
All other types of wholesale establishments	57	1,110	905	205	1,810,799	3,185,824	699,560	27,952,159	11,097,834	39.70	10,272	1,535,250
Glendale (pop. 62,730)	28	270	256	14	531,976	1,187,919	193,785	6,174,493	2,953,571	57.08	827,165	38,560
Wholesalers only	20	183	176	7	359,481	881,358	168,834	4,045,890	2,341,591	57.88	254,047	38,500
All other types of wholesale establishments	8	87	80	7	172,525	306,561	24,951	1,128,603	611,980	54.21	572,518	-----
Pasadena (pop. 76,086)	55	753	621	132	1,147,289	2,114,974	756,976	11,274,994	8,099,317	71.83	1,125,395	436,365
Wholesalers only	46	614	485	129	890,716	1,592,253	803,027	7,472,873	6,143,291	82.21	355,299	435,945
All other types of wholesale establishments	9	139	136	3	256,574	522,721	53,949	3,802,121	1,956,026	51.45	770,096	300
Sacramento (pop. 93,750)	128	2,430	2,046	384	4,499,040	8,154,834	11,298,729	83,578,957	37,878,439	45.32	1,021,054	2,336,552
Wholesalers only	74	1,279	1,030	249	2,425,050	4,445,351	4,359,924	37,028,459	24,890,707	67.16	940,928	1,113,453
All other types of wholesale establishments	54	1,151	1,016	135	2,073,990	3,709,483	6,938,804	46,550,498	13,011,672	27.95	80,126	1,223,099
San Jose (pop. 57,651)	80	1,115	952	163	1,698,567	2,955,894	1,407,193	21,099,423	12,577,991	59.61	68,592	1,299,181
Wholesalers only	49	390	338	52	575,703	1,105,739	1,050,225	8,326,371	5,571,518	66.91	68,592	444,201
All other types of wholesale establishments	31	725	614	111	1,052,864	1,850,155	356,968	12,773,052	7,006,473	54.85	-----	854,980
CITIES OF FROM 20,000 TO 50,000 POPULATION												
Alameda (pop. 35,033)	14	144	120	24	\$296,732	\$715,966	\$152,798	\$3,168,980	\$1,643,526	51.86	\$31,375	\$71,741
Wholesalers only	9	63	51	12	105,797	300,592	81,680	1,003,280	808,004	80.00	20,007	57,601
All other types of wholesale establishments	5	81	69	12	189,935	406,374	71,118	2,165,704	834,922	38.55	2,368	14,160
Alhambra (pop. 29,472)	13	116	83	33	148,484	298,038	378,355	2,004,322	1,700,109	84.82	42,484	603,890
Wholesalers only	8	70	53	17	82,161	139,216	70,252	863,782	641,106	74.23	40,882	-----
All other types of wholesale establishments	5	46	30	16	66,293	146,822	209,103	1,140,540	1,058,943	92.85	1,022	603,890
Bakersfield (pop. 26,015)	50	621	580	41	931,514	1,859,769	1,086,640	12,947,837	8,573,888	66.22	73,370	2,039,953
Wholesalers only	28	194	173	21	325,160	629,460	671,846	8,464,619	3,829,872	59.24	69,174	897,071
All other types of wholesale establishments	22	427	407	20	606,354	1,230,309	414,794	6,483,218	4,744,014	73.17	3,196	1,192,861
Huntington Park (pop. 24,591)	7	21	21	-----	40,844	164,155	180,353	1,567,528	1,077,994	68.77	2,811	215,400
Wholesalers only	4	8	8	-----	11,546	24,212	33,396	332,508	276,327	42.83	-----	-----
All other types of wholesale establishments	3	13	13	-----	29,298	139,943	146,957	791,199	745,486	94.22	2,811	215,400
Pomona (pop. 20,804)	22	270	144	126	359,208	849,789	163,213	9,591,268	2,614,521	27.26	197,182	-----
Wholesalers only	13	75	70	5	138,155	282,394	147,829	1,325,776	1,267,957	99.45	142,108	-----
All other types of wholesale establishments	9	195	74	121	201,053	567,395	15,384	7,765,492	1,346,564	17.34	55,074	-----
Richmond (pop. 20,003)	7	49	46	3	80,279	128,158	8,725	828,461	344,576	41.60	24,901	-----
Wholesalers only	6	47	44	3	78,105	125,139	8,200	810,304	334,030	41.20	24,901	-----
All other types of wholesale establishments	1	2	2	-----	2,114	3,019	459	17,607	10,540	60.00	-----	-----
Riverside (pop. 29,090)	34	398	724	222	738,665	1,278,959	430,808	11,398,303	2,448,913	21.48	96,176	24,342
Wholesalers only	24	689	500	189	497,982	846,406	413,412	8,973,950	2,140,459	23.85	9,063	24,342
All other types of wholesale establishments	10	297	224	73	268,683	432,553	17,554	2,424,353	308,454	12.72	87,113	-----
San Bernardino (pop. 37,481)	49	444	410	34	902,470	1,608,758	645,612	9,840,285	4,775,548	48.53	159,959	235,708
Wholesalers only	35	254	229	25	474,811	1,003,476	486,240	5,975,984	3,041,876	50.90	144,074	235,574
All other types of wholesale establishments	11	180	181	9	327,659	605,282	159,372	3,864,281	1,733,672	44.86	15,885	134
Santa Ana (pop. 30,322)	49	517	469	48	801,986	1,666,702	584,583	9,235,111	5,318,236	57.59	661,869	179,849
Wholesalers only	41	449	406	43	671,274	1,348,304	551,479	7,162,889	4,400,627	61.56	640,374	170,840
All other types of wholesale establishments	8	68	63	5	130,712	308,398	33,104	2,072,222	908,600	43.85	15,495	-----
Santa Barbara (pop. 33,613)	35	548	468	80	812,818	1,551,240	528,452	9,017,469	4,571,356	50.89	212,088	557,006
Wholesalers only	26	314	255	59	441,008	843,581	373,042	5,324,275	2,455,288	46.11	55,460	165,171
All other types of wholesale establishments	9	234	213	21	371,808	707,659	152,510	3,693,194	2,116,068	57.30	156,572	391,835
Santa Monica (pop. 37,146)	25	173	168	6	319,370	678,543	243,956	3,658,289	1,700,486	46.48	410,464	29,340
Wholesalers only	19	141	135	6	253,832	532,844	221,984	2,888,514	1,425,093	49.36	402,443	29,249
All other types of wholesale establishments	6	31	31	-----	60,538	142,699	21,972	769,775	274,393	35.70	8,021	01
Stockton (pop. 47,963)	88	1,182	1,046	136	1,979,566	3,768,298	3,486,247	37,909,952	24,938,396	65.77	605,163	3,367,770
Wholesalers only	61	572	496	76	1,083,796	2,140,594	2,091,243	26,020,952	17,600,115	67.64	605,163	2,345,820
All other types of wholesale establishments	27	610	550	60	895,770	1,627,704	495,004	11,889,000	7,338,281	61.68	-----	1,021,950

¹ Includes 1 assembler and country buyer.

TABLE 5.—NUMBER OF ESTABLISHMENTS, BY TYPE AND KIND OF BUSINESS

KIND OF BUSINESS (Establishments classified by major lines of merchandise)	WHOLESALESALEERS										AGENTS AND BROKERS										ASSSEMBLERS AND COUNTRY BUYERS*								
	Service wholesalers					Limited service wholesalers					Chain store warehouses	District sales offices	General sales offices	Manufacturers' sales branches	Cooperative sales agencies	Auction companies	Brokers	Commission merchants	Export agents	Import agents	Manufacturers' agents	Purchasing agents	Selling agents	Assemblers	Cooperative marketing associations	All other			
	Exporters	Importers	Wholesale merchants, including jobbers	Cash and carry	Drop shippers	Mail-order wholesalers	Wagon distributors	Distributing warehouses	Cooperative buying associations	Number of establishments																			
Total.....	4	67	191	4,573	98	28	2	183	5	5	562	57	3	8	1,532	31	13	219	132	18	3	1,088	9	269	219	203	228	21	
Amusement and sporting goods.....	1	4	4	76																									
Amusement and sporting goods (except cameras and motion picture equipment and supplies).....	1	4	4	41																									
Cameras and motion-picture equipment and supplies.....				35																									
Automotive.....	2	2	2	317	1				1																				
Automobiles and other motor vehicles.....	2	2	2	37																									
Automotive equipment.....	1	1	1	141																									
Automobile parts (new and used).....	1	1	1	122																									
Tires and tubes.....				51					1																				
Chemicals, drugs, and allied products.....	2	7	7	172																									
Chemicals.....	2	2	2	51																									
Drugs and drug sundries (general line).....	1	1	1	19																									
Drugs and drug sundries (specialty).....	3	3	3	39																									
Paints, varnishes, lacquers, and enamels.....				46																									
Toilet articles and preparations.....	3	3	3	18																									
Dry goods and apparel.....	4	1	17	355	1	2	1																						
Clothing and furnishings (other than millinery and footwear).....	1	1	2	152																									
Dry goods (general line).....	1	2	5	37																									
Dry goods (specialty, other than specified).....	5	5	5	5																									
Millinery and millinery supplies.....	3	3	3	33																									
Nations.....	1	1	1	16																									
Piece goods.....	4	4	4	42																									
Shoes and other footwear.....	4	4	4	85																									
Shoes.....				18																									
Electrical.....	393			175	1																								
Electrical goods (including appliances).....	187			80																									
Electrical equipment and supplies.....	122			48																									
Radios and radio equipment.....	67			44																									
Refrigerators (electric).....	16			8																									
Farm products (not elsewhere specified).....	365			174	1																								
Cotton.....	23			11																									
Flowers and nursery stock.....	65			33																									
Grain.....	101			38																									
Hides, skins, and furs.....	1			1																									
Horses and mules.....	1			1																									
Livestock (other than horses and mules).....	63			4																									
Tobacco (leaf).....	8			5																									
Wool and mohair.....	15			5																									
Other farm products.....	8			1																									
Farm supplies (except machinery and equipment).....	185			79																									
Farm supplies (except feed and fertilizer).....	19			15																									
Feed.....	83			51																									
Fertilizer and fertilizer materials.....	33			13																									
Food products (not elsewhere specified).....	1,847			925	10	8																							
Confectionery and soft drinks.....	181			119																									
Dairy products.....	155			63																									
Poultry and poultry products.....	156			84																									
Dairy and poultry products.....	29			15																									
Fish and sea foods.....	89			50																									
Fruits and vegetables (fresh).....	1,072			457	5	7																							
Meats and meat products.....	165			110																									

* Assemblers and country buyers are not shown for the cities.
 1 Includes "Supply and machinery distributors."

CENSUS OF DISTRIBUTION

TABLE 6.—NET SALES, BY TYPE OF WHOLESALE ESTABLISHMENT, AND KIND OF BUSINESS

[An (x) in column indicates that the amounts must be withheld to avoid disclosure of individual operations, but they are included in the totals]

THE STATE

[In thousands of dollars]

KIND OF BUSINESS (Establishments classified by major lines of merchandise)	Total net sales	WHOLESALESAERS										Bulk tank stations	Chain store warehouses	District sales offices
		Service wholesalers				Limited service wholesalers								
		Con-verters	Ex-porters	Im-porters	Wholesale merchants, including jobbers ¹	Cash and carry	Drop ship-pers	Mail-order whole-salers	Wagon distrib-utors	Distributing ware-houses	Coop-erative buying associ-ations			
Total	4,159,323	2,298	79,368	123,610	1,576,762	30,292	16,513	84	23,330	937	3,692	242,760	77,736	5,072
Amusement and sporting goods.....	47,527	(x)	(x)	262	12,465									
Automotive.....	160,050		(x)		119,675	(x)				(x)				
Chemicals, drugs, and allied products.....	157,803		(x)	653	59,819								12,795	
Dry goods and apparel.....	195,740	2,296	(x)	2,631	99,243	(x)	(x)	(x)		(x)			4,951	
Electrical.....	176,244				67,646	(x)							2,145	
Farm products (not elsewhere specified).....	201,821		7,042	18,290	70,968		(x)							
Farm supplies (except machinery and equip-ment).....	46,500			(x)	31,414		(x)							
Food products (not elsewhere specified).....	776,411		1,609	65	274,198	3,002	3,504		18,479				7,111	
Forest products (except lumber).....	21,231			(x)	10,743									
Furniture and house furnishings.....	74,574			2,463	32,709								8,340	
General merchandise.....	37,385		3,720	17,380	5,349									
Groceries and food specialties.....	713,283		35,157	46,381	233,099	23,051	(x)		4,548		(x)		36,824	(x)
Hardware.....	67,555		(x)	(x)	53,847					(x)			(x)	
Iron and steel scrap and other waste materials.....	19,307		728		18,393				(x)				(x)	
Jewelry and optical goods.....	33,954			2,433	15,224		(x)	(x)					(x)	
Leather and leather goods (except gloves and shoes).....	12,376				8,156									
Lumber and building materials (other than metal).....	224,123		11,958	1,630	96,213		1,845						(x)	(x)
Machinery, equipment, and supplies (except electrical).....	279,521			552	119,768				(x)	(x)	(x)		(x)	(x)
Metals and minerals (except petroleum and scrap).....	152,027			3,003	19,873		(x)			(x)				
Paper and paper products.....	67,441				42,708		(x)						2,166	
Petroleum and petroleum products.....	395,111		10,626		27,541		502		(x)			242,780		
Plumbing and heating equipment and supplies.....	64,639				42,914								(x)	
Tobacco and tobacco products (except leaf).....	119,667				75,472	3,933			(x)				(x)	
All other.....	115,432		6,701	27,545	27,761		(x)		(x)	(x)			(x)	

KIND OF BUSINESS (Establishments classified by major lines of merchandise)	General sales offices	Manu-facturers' sales branches	Coop-erative sales agen-cles	AGENTS AND BROKERS								ASSEMBLERS AND COUNTRY BUYERS ²			All other
				Auc-tion com-panies	Brokers	Com-mission mer-chants	Export agents	Import agents	Manu-factur-ers' agents	Pur-chasing agents	Selling agents	Assem-blers	Coop-erative mar-keting associ-ations	All other	
Total	112,938	353,744	123,998	2,635	143,190	83,024	21,467	1,135	223,824	37,531	107,354	48,260	125,609	39,168	12,338
Amusement and sporting goods.....		23,689							10,174		220				(x)
Automotive.....		32,261				(x)			6,160		1,128				
Chemicals, drugs, and allied products.....		64,118			(x)				14,673		5,211				(x)
Dry goods and apparel.....		29,341		1,182	523	11,396		(x)	29,135	(x)	13,591				(x)
Electrical.....		83,210							19,998		2,064				
Farm products (not elsewhere specified).....		(x)	(x)		20,515	27,652	(x)		1,615	(x)	(x)	13,410	9,249	14,055	
Farm supplies (except machinery and equipment).....		2,137			4,646	(x)			2,228		1,639	1,314	(x)	1,405	
Food products (not elsewhere specified).....		101,156		(x)	26,116	41,174	(x)		1,965		16,150	32,203	109,700	42,731	4,108
Forest products (except lumber).....		1,016		(x)	(x)	(x)	(x)		1,868		808				
Furniture and house furnishings.....		16,828		566	(x)	(x)			11,122		3,201				(x)
General merchandise.....				(x)	3,695	(x)	(x)				(x)		(x)		
Groceries and food specialties.....	(x)	105,419	26,407		68,470	1,336	(x)	(x)	39,711	(x)	27,805	1,333	6,040	877	(x)
Hardware.....		3,980			(x)				8,418		(x)				
Iron and steel scrap and other waste materials.....								173							
Jewelry and optical goods.....		8,079		(x)	1,229				6,284	(x)	284				
Leather and leather goods (except gloves and shoes).....		1,567							1,531		1,122				
Lumber and building materials (other than metal).....		64,995			3,753	3,401	(x)		13,589		16,927				(x)
Machinery, equipment, and supplies (except electrical).....	(x)	103,986	(x)		174	64	(x)		80,813	(x)	5,367				970
Metals and minerals (except petroleum and scrap).....		119,059			336	(x)			6,083		2,803				(x)
Paper and paper products.....		9,489		(x)	29	(x)			3,554	(x)	423				
Petroleum and petroleum products.....	100,548	9,373			(x)		(x)		132		2,118				
Plumbing and heating equipment and supplies.....		13,185							7,939		(x)				(x)
Tobacco and tobacco products (except leaf).....		39,444			(x)				131						
All other.....		21,157			17,392	544	470	(x)	6,746	(x)	5,970				

¹ Includes "Supply and machinery distributors."

² Assemblers and country buyers are not shown for the cities.

TABLE 6.—NET SALES, BY TYPE OF WHOLESALE ESTABLISHMENT, AND KIND OF BUSINESS—Continued

[An (x) in column indicates that the amounts must be withheld to avoid disclosure of individual operations, but they are included in the totals]

LOS ANGELES

[In thousands of dollars]

KIND OF BUSINESS (Establishments classified by major lines of merchandise)	Total net sales	WHOLESALESAERS										Bulk tank stations	Chain-store warehouses	District sales offices
		Service wholesalers				Limited service wholesalers								
		Con-verters	Ex-porters	Im-porters	Wholesale merchants, including jobbers ¹	Cash and carry	Drop ship-pers	Mall-order wholesalers	Wagon distrib-utors	Distrib-uting ware-houses	Coop-erative buying associations			
Total	1,379,989	(x)	12,868	8,814	645,072	7,485	1,548		6,819	372	3,608	70,243	40,561	
Amusement and sporting goods.....	24,851		(x)		7,181									
Automotive.....	93,980				75,769					(x)				
Chemicals, drugs, and allied products.....	67,340		(x)	(x)	31,457								8,956	
Dry goods and apparel.....	81,740	(x)	(x)	885	43,479		(x)			(x)			2,611	
Electrical.....	65,566				33,800	(x)							(x)	
Farm products (not elsewhere specified).....	49,624		6,095	213	27,161									
Farm supplies (except machinery and equip-ment).....	13,579			(x)	(x)		(x)							
Food products (not elsewhere specified).....	211,331			(x)	101,057		360		(x)				2,690	
Forest products (except lumber).....	3,816				2,658									
Furniture and house furnishings.....	37,024			1,489	15,868								7,730	
General merchandise.....	1,061			(x)	(x)									
Groceries and food specialties.....	197,888		(x)	1,536	74,963	4,847					8,008		19,280	
Hardware.....	27,150			(x)	22,770									
Iron and steel scrap and other waste materials.....	4,818		(x)		4,594									
Jewelry and optical goods.....	13,661			501	8,341		(x)						(x)	
Leather and leather goods (except gloves and shoes).....	3,232				2,589									
Lumber and building materials (other than metal).....	93,746			826	41,592		(x)						(x)	
Machinery, equipment, and supplies (except electrical).....	133,200			(x)	63,409					(x)				
Metals and minerals (except petroleum and scrap).....	57,292			1,867	9,377									
Paper and paper products.....	20,955				16,243								(x)	
Petroleum and petroleum products.....	110,038		5,603		9,298		502		(x)			70,243		
Plumbing and heating equipment and supplies.....	24,226				15,436								(x)	
Tobacco and tobacco products (except leaf).....	21,157				15,172	2,272							(x)	
All other.....	19,695			648	12,046									

KIND OF BUSINESS (Establishments classified by major lines of merchandise)	General sales offices	Manu-facturers' sales branches	Coop-erative sales agen-cies	AGENTS AND BROKERS								ASSEMBLERS AND COUNTRY BUYERS ²			All other
				Auction companies	Brokers	Com-mission mer-chants	Export agents	Import agents	Manu-facturers' agents	Pur-chasing agents	Selling agents	Assem-blers	Coop-erative mar-keting associations	All other	
Total	5,883	297,103	23,018	1,154	56,293	35,748	846	556	99,481	9,506	22,311				33,348
Amusement and sporting goods.....		9,681							7,809		(x)				
Automotive.....		16,287				(x)			1,279		546				
Chemicals, drugs, and allied products.....		21,398			(x)				4,001		1,269				
Dry goods and apparel.....		7,386		(x)	525	1,763		(x)	17,985	(x)	5,930				(x)
Electrical.....		23,794							8,411		397				
Farm products (not elsewhere specified).....					5,351	9,748			1,011		(x)				
Farm supplies (except machinery and equipment).....		(x)			373				(x)		(x)				
Food products (not elsewhere specified).....		37,302	23,018		16,579	21,868			1,041		603				(x)
Forest products (except lumber).....					(x)				653		(x)				
Furniture and house furnishings.....		6,495			(x)	(x)			3,001		1,040				(x)
General merchandise.....				(x)	(x)										
Groceries and food specialties.....		25,850			27,347			(x)	19,308		5,505				
Hardware.....		1,582							2,580		(x)				
Iron and steel scrap and other waste materials.....								(x)							
Jewelry and optical goods.....		1,130				906			2,602		172				
Leather and leather goods (except gloves and shoes).....		(x)							324		(x)				
Lumber and building materials (other than metal).....		34,430			2,162	1,846			9,018		1,208				(x)
Machinery, equipment, and supplies (except electrical).....	(x)	47,145				(x)			7,980	(x)	2,322				
Metals and minerals (except petroleum and scrap).....		43,143			(x)	(x)			2,562		(x)				
Paper and paper products.....		2,564			(x)	(x)			930						
Petroleum and petroleum products.....	(x)	8,760			(x)			(x)			(x)				
Plumbing and heating equipment and supplies.....		5,053							3,145						
Tobacco and tobacco products (except leaf).....		(x)							(x)						
All other.....		1,279			1,476	(x)	(x)		3,341		495				

¹ Includes "Supply and machinery distributors."

² Assemblers and country buyers are not shown for the cities.

TABLE 6.—NET SALES, BY TYPE OF WHOLESALE ESTABLISHMENT, AND KIND OF BUSINESS—Continued

[An (x) in column indicates that the amounts must be withheld to avoid disclosure of individual operations, but they are included in the totals]

SAN FRANCISCO

[In thousands of dollars]

KIND OF BUSINESS (Establishments classified by major lines of merchandise)	Total net sales	WHOLESALESAERS										Bulk tank stations	Chain store warehouses	District sales offices
		Service wholesalers				Limited service wholesalers								
		Con-verters	Ex-porters	Im-porters	Wholesale merchants, including jobbers ¹	Cash and carry	Drop-shippers	Mail order wholesalers	Wagon distributors	Dis-tribut-ing ware-houses	Coop-erative buying associations			
Total	1,784,172	1,026	65,486	114,642	670,101	3,588	14,281	79	3,825	69	28,223	17,693	5,672	
Amusement and sporting goods.....	21,784			262	4,765									
Automotive.....	40,547		(x)		27,215									
Chemicals, drugs, and allied products.....	74,465		(x)	625	15,568									
Dry goods and apparel.....	114,034	(x)		1,745	64,541	(x)		(x)				(x)	(x)	
Electrical.....	76,610				24,020							(x)		
Farm products (not elsewhere specified).....	92,502		(x)	(x)	37,761		(x)							
Farm supplies (except machinery and equip-ment).....	12,341			(x)	6,840		(x)							
Food products (not elsewhere specified).....	165,527		1,009	50	73,452		2,519		1,225			1,540		
Forest products (except lumber).....	15,095			(x)	6,730									
Furniture and house furnishings.....	33,098			971	13,632							(x)		
General merchandise.....	35,948		3,726	17,032	5,011									
Groceries and food specialties.....	379,918		34,308	44,632	94,960	(x)	(x)		2,365	(x)		8,646	(x)	
Hardware.....	28,632		(x)	(x)	21,180									
Iron and steel scrap and other waste materials.....	7,798		(x)		7,219									
Jewelry and optical goods.....	19,427			1,032	6,630									
Leather and leather goods (except gloves and shoes).....	7,797				4,220									
Lumber and building materials (other than metal).....	99,024		11,958	805	31,859		1,729						(x)	
Machinery, equipment, and supplies (except electrical).....	90,500		35	(x)	23,559				(x)			(x)	(x)	
Metals and minerals (except petroleum and scrap).....	89,837			(x)	6,747		(x)					(x)		
Paper and paper products.....	37,985				18,622		(x)					(x)		
Petroleum and petroleum products.....	141,006		3,510		11,580						28,223			
Plumbing and heating equipment and supplies.....	27,463				15,387									
Tobacco and tobacco products (except leaf).....	76,925				42,949				(x)			(x)		
All other.....	90,113		6,791	20,865	12,684		(x)		(x)					

KIND OF BUSINESS (Establishments classified by major lines of merchandise)	General sales offices	Manu-facturers' sales branches	Coop-erative sales agen-cies	AGENTS AND BROKERS								ASSEMBLERS AND COUNTRY BUYERS ²			All other
				Auction com-panies	Brokers	Com-mission mer-chants	Export agents	Import agents	Manu-facturers' agents	Pur-chasing agents	Selling agents	Assem-blers	Coop-erative mar-keting associa-tions	All other	
Total	107,155	455,962	20,404	1,474	85,214	40,216	18,944	578	121,192	27,881	80,999				19,408
Amusement and sporting goods.....		13,636							2,365		(x)				(x)
Automotive.....		13,447							4,592		(x)				(x)
Chemicals, drugs, and allied products.....		37,842							10,512		3,872				(x)
Dry goods and apparel.....		21,949							12,416	(x)	8,560				(x)
Electrical.....		38,300		1,106		9,634			11,478		1,649				(x)
Farm products (not elsewhere specified).....		(x)	(x)		13,622	5,051	(x)		850	(x)	(x)				9,180
Farm supplies (except machinery and equip-ment).....		(x)			4,273				(x)		(x)				
Food products (not elsewhere specified).....		26,691	(x)		4,707	16,145			(x)		12,085				3,084
Forest products (except lumber).....		968					(x)		(x)		(x)				
Furniture and house furnishings.....		8,060		(x)		(x)			7,522		2,156				
General merchandise.....					3,515	(x)	(x)				(x)				
Groceries and food specialties.....	(x)	64,947			40,970	1,146	(x)		18,842	(x)	22,137				(x)
Hardware.....		1,313			(x)		(x)		5,833						
Iron and steel scrap and other waste materials.....							(x)								
Jewelry and optical goods.....		6,582		(x)	321				3,634		112				
Leather and leather goods (except gloves and shoes).....		1,278							1,207		(x)				
Lumber and building materials (other than metal).....		24,334			1,591	1,644	(x)		3,100		15,097				
Machinery, equipment, and supplies (except electrical).....	(x)	34,927	(x)		141	(x)	(x)		22,624		2,923				(x)
Metals and minerals (except petroleum and scrap).....		75,168			(x)	(x)			3,519		2,687				
Paper and paper products.....		6,359	(x)		(x)	(x)			2,624	(x)	386				
Petroleum and petroleum products.....	(x)	441							(x)		(x)				
Plumbing and heating equipment and supplies.....		7,508							4,559		(x)				
Tobacco and tobacco products (except leaf).....		33,031			(x)				(x)		(x)				
All other.....		17,416			16,900	(x)	280	(x)	3,345	(x)	5,474				

¹ Includes "Supply and machinery distributors."

² Assemblers and country buyers are not shown for the cities.

TABLE 7.—TOTAL EXPENSES, BY TYPE OF WHOLESALE ESTABLISHMENT, AND KIND OF BUSINESS

[An (x) in column indicates that the amounts must be withheld to avoid disclosure of individual operations, but they are included in the totals]

THE STATE

[In thousands of dollars]

KIND OF BUSINESS (Establishments classified by major lines of merchandise)	Total expenses	WHOLESALESTERS										Bulk tank stations	Chain-store warehouses	District sales offices
		Service wholesalers				Limited service wholesalers								
		Converters	Exporters	Importers	Wholesale merchants, including jobbers ¹	Cash and carry	Drop shippers	Mail order wholesalers	Wagon distributors	Distributing warehouses	Cooperative buying associations			
Total	443, 149	225	3, 068	6, 169	211, 207	1, 324	526	17	5, 743	(x)	(x)	34, 643	5, 792	1, 673
Amusement and sporting goods.....	6, 435	(x)	38	2, 882										
Automotive.....	23, 052	(x)		17, 078	(x)									
Chemicals, drugs, and allied products.....	23, 733	(x)	104	10, 431									290	
Dry goods and apparel.....	20, 207	225	(x)	300	13, 111	(x)	(x)	(x)					164	
Electrical.....	25, 192				12, 640								427	
Farm products (not elsewhere specified).....	8, 875		378	248	5, 932		(x)							
Farm supplies (except machinery and equipment).....	3, 404			(x)	2, 615		(x)							
Food products (not elsewhere specified).....	90, 547		55	43	33, 944	137	136		5, 222				522	
Forest products (except lumber).....	1, 092			(x)	1, 185									
Furniture and house furnishings.....	12, 384			450	6, 277								1, 034	
General merchandise.....	1, 798		63	414	981									
Groceries and food specialties.....	46, 802		1, 543	2, 981	18, 701	1, 020	(x)		482		(x)		2, 420	(x)
Hardware.....	10, 874		(x)	(x)	9, 788								(x)	
Iron and steel scrap and other waste materials.....	3, 034		26		3, 000				(x)				(x)	
Jewelry and optical goods.....	5, 555			382	3, 081		(x)	(x)					(x)	
Leather and leather goods (except gloves and shoes).....	1, 033				1, 638									
Lumber and building materials (other than metal).....	23, 592		248	151	14, 572		143						(x)	(x)
Machinery, equipment, and supplies (except electrical).....	43, 080		7	137	18, 982				(x)		(x)		(x)	(x)
Metals and minerals (except petroleum and scrap).....	8, 852			120	3, 619		(x)		(x)		(x)			
Paper and paper products.....	9, 460				6, 518		(x)							544
Petroleum and petroleum products.....	45, 064		448		6, 019		31		(x)			34, 643		
Plumbing and heating equipment and supplies.....	10, 841				8, 370								(x)	
Tobacco and tobacco products (except leaf).....	6, 733				4, 180	85			(x)				(x)	
All other.....	9, 090		172	731	5, 063		(x)		(x)					

KIND OF BUSINESS (Establishments classified by major lines of merchandise)	General sales offices	Manufacturers' sales branches	Cooperative sales agencies	AGENTS AND BROKERS							ASSEMBLERS AND COUNTRY BUYERS ²			All other	
				Auction companies	Brokers	Commission merchants	Export agents	Import agents	Manufacturers' agents	Purchasing agents	Selling agents	Assemblers	Cooperative marketing associations		All other
Total	5, 326	96, 920	4, 227	388	2, 662	4, 343	493	42	15, 156	453	7, 630	5, 322	17, 566	8, 652	3, 256
Amusement and sporting goods.....		2, 342							983		30				(x)
Automotive.....		5, 107				(x)			500		311				
Chemicals, drugs, and allied products.....		10, 228				(x)			983		466				(x)
Dry goods and apparel.....		3, 977		114	9	352		(x)	1, 058	(x)	566				(x)
Electrical.....		10, 515							1, 371		178				
Farm products (not elsewhere specified).....		(x)	(x)		271	302	(x)		58	(x)	(x)	800	284	233	
Farm supplies (except machinery and equipment).....		169			107	(x)			36		33	188	(x)	177	
Food products (not elsewhere specified).....		11, 836	(x)		901	3, 169	(x)		37		1, 009	4, 199	16, 904	8, 201	1, 273
Forest products (except lumber).....		86	(x)		(x)	(x)			80		147				
Furniture and house furnishings.....		3, 349		93	(x)				909		207				(x)
General merchandise.....				(x)	30	(x)	(x)				(x)		(x)		
Groceries and food specialties.....	(x)	11, 591	2, 017		947	26	(x)	(x)	1, 440	(x)	646	135	330	41	(x)
Hardware.....		549			(x)				478		(x)				
Iron and steel scrap and other waste materials.....								7							
Jewelry and optical goods.....		1, 342		(x)	111				504	(x)					
Leather and leather goods (except gloves and shoes).....		181							81		33				
Lumber and building materials (other than metal).....		5, 625			100	153	(x)		924		916				(x)
Machinery, equipment, and supplies (except electrical).....	(x)	16, 824	(x)		16	12	(x)		3, 002	(x)	847				277
Metals and minerals (except petroleum and scrap).....		4, 482			3	(x)			98		420				(x)
Paper and paper products.....		1, 057	(x)		2	(x)			169	(x)	64				
Petroleum and petroleum products.....	3, 778	406			(x)		(x)		27		575				(x)
Plumbing and heating equipment and supplies.....		1, 660							706		(x)				
Tobacco and tobacco products (except leaf).....		2, 429			(x)				13						
All other.....		2, 214			106	55		56	799	(x)	242				

¹ Includes "Supply and machinery distributors."
² Assemblers and country buyers are not shown for the cities.

CENSUS OF DISTRIBUTION

TABLE 7.—TOTAL EXPENSES, BY TYPE OF WHOLESALE ESTABLISHMENT, AND KIND OF BUSINESS—Continued

[An (x) in column indicates that the amounts must be withheld to avoid disclosure of individual operations, but they are included in the totals]

LOS ANGELES

[In thousands of dollars]

KIND OF BUSINESS (Establishments classified by major lines of merchandise)	Total expenses	WHOLESALEERS									Bulk tank stations	Chain store warehouses	District sales offices	
		Service wholesalers				Limited service wholesalers								
		Con-verters	Ex-ports	Im-ports	Wholesale mer-chants, includ-ing job-bers ¹	Cash and carry	Drop-ship-pers	Mail-order whole-salers	Wagon dis-trib-utors	Dis-tributing ware-houses				Coop-erative buy-ing asso-ciations
Total.....	158,458	(x)	634	995	90,335	328	77		2,174	41	214	7,814	3,328	
Amusement and sporting goods.....	2,974		(x)		1,568									
Automotive.....	11,354				9,145					(x)				
Chemicals, drugs, and allied products.....	11,579		(x)	(x)	6,090								153	
Dry goods and apparel.....	7,893	(x)	(x)	114	5,663		(x)			(x)			86	
Electrical.....	10,391				5,896	(x)								
Farm products (not elsewhere specified).....	4,096		317	15	3,505								(x)	
Farm supplies (except machinery and equipment).....	747			(x)	634		(x)							
Food products (not elsewhere specified).....	24,904			(x)	12,884		14		2,172				244	
Forest products (except lumber).....	485				446									
Furniture and house furnishings.....	5,793			230	2,896								840	
General merchandise.....	142			(x)	(x)									
Groceries and food specialties.....	13,474		(x)	150	7,072	195					214		922	
Hardware.....	4,102			(x)	3,684									
Iron and steel scrap and other waste materials.....	683		(x)		671									
Jewelry and optical goods.....	2,321			70	1,748		(x)						(x)	
Leather and leather goods (except gloves and shoes).....	600				584								(x)	
Lumber and building materials (other than metal).....	11,122			113	8,487		(x)						(x)	
Machinery, equipment, and supplies (except electrical).....	10,877			(x)	9,850					(x)				
Metals and minerals (except petroleum and scrap).....	3,502			62	1,623									
Paper and paper products.....	3,400				2,531								(x)	
Petroleum and petroleum products.....	10,931		251		1,588		81		(x)			7,814	(x)	
Plumbing and heating equipment and supplies.....	4,178				3,193								(x)	
Tobacco and tobacco products (except leaf).....	1,281				1,003	53							(x)	
All other.....	2,509			104	1,613									

KIND OF BUSINESS (Establishments classified by major lines of merchandise)	General sales offices	Manu-factur-ers' sales branches	Coop-erative sales agen-cies	AGENTS AND BROKERS							ASSEMBLERS AND COUNTRY BUYERS ²			All other	
				Auction com-panies	Brok-ers	Com-mis-sion mer-chants	Ex-ports agents	Im-ports agents	Manu-factur-ers' agents	Pur-chasing agents	Sell-ing agents	As-semblers	Coop-erative market-ing asso-ciations		All other
Total.....	1,155	35,908	1,269	188	1,306	1,622	15	(x)	6,279	(x)	2,047				3,695
Amusement and sporting goods.....		1,099							296		(x)				
Automotive.....		1,904				(x)			141		169				
Chemicals, drugs, and allied products.....		4,355			(x)				706		228				
Dry goods and apparel.....		977		(x)	9	91		(x)	593	(x)	177				(x)
Electrical.....		3,477							508		31				
Farm products (not elsewhere specified).....					134	78			50		(x)				
Farm supplies (except machinery and equipment).....		(x)			12				(x)		(x)				(x)
Food products (not elsewhere specified).....		5,511	1,250		561	1,355			26		18				878
Forest products (except lumber).....					(x)				15		(x)				
Furniture and house furnishings.....		1,169			81	(x)	(x)		410		88				(x)
General merchandise.....				(x)	(x)										
Groceries and food specialties.....		2,847			406			(x)	554		210				(x)
Hardware.....		255							207		(x)				
Iron and steel scrap and other waste materials.....							(x)								
Jewelry and optical goods.....		227			78				187		9				
Leather and leather goods (except gloves and shoes).....		(x)							34		(x)				
Lumber and building materials (other than metal).....		3,355			47	62			407		20				(x)
Machinery, equipment, and supplies (except electrical).....	(x)	7,182				(x)			1,256	(x)	417				
Metals and minerals (except petroleum and scrap).....		1,743			(x)				49		(x)				
Paper and paper products.....		454			(x)	(x)			73		12				
Petroleum and petroleum products.....	(x)	290			(x)		(x)		(x)		(x)				
Plumbing and heating equipment and supplies.....		594					(x)		286						(x)
Tobacco and tobacco products (except leaf).....		(x)							(x)						
All other.....		187			17		(x)		457		95				

¹Includes "Supply and machinery distributors."
²Assemblers and country buyers are not shown for the cities.

WHOLESALE DISTRIBUTION—CALIFORNIA: 1929

TABLE 7.—TOTAL EXPENSES, BY TYPE OF WHOLESALE ESTABLISHMENT, AND KIND OF BUSINESS—Continued

[An (x) in column indicates that the amounts must be withheld to avoid disclosure of individual operations, but they are included in the totals]

SAN FRANCISCO

[In thousands of dollars]

KIND OF BUSINESS (Establishments classified by major lines of merchandise)	Total expenses	WHOLESALESA										Bulk tank stations	Chain store warehouses	District sales offices
		Service wholesalers				Limited service wholesalers								
		Converters	Exporters	Importers	Wholesale merchants, including jobbers ¹	Cash and carry	Drop shippers	Mail order wholesalers	Wagon distributors	Distributing warehouses	Cooperative buying associations			
Total	157,921	142	2,321	5,139	71,781	98	404	17	309	-----	4	2,543	1,573	1,673
Amusement and sporting goods.....	3,174			38	1,130									
Automotive.....	7,327		(x)		4,249									
Chemicals, drugs, and allied products.....	9,498		(x)	101	3,404								(x)	
Dry goods and apparel.....	13,095	(x)		194	8,266	(x)		(x)					(x)	
Electrical.....	11,273				4,857									
Farm products (not elsewhere specified).....	2,736		(x)	(x)	1,742		(x)							
Farm supplies (except machinery and equipment).....	4,658		(x)		452		(x)							
Food products (not elsewhere specified).....	14,705		56	43	7,414		77		57				105	
Forest products (except lumber).....	874			(x)	572									
Furniture and house furnishings.....	5,351			222	2,725								(x)	
General merchandise.....	1,602		83	309	923									
Groceries and food specialties.....	22,614		1,531	2,811	6,604	(x)	(x)		215		(x)		852	(x)
Hardware.....	4,630		(x)	(x)	4,188									
Iron and steel scrap and other waste materials.....	1,152		(x)		1,122									
Jewelry and optical goods.....	2,061			312	1,191									
Leather and leather goods (except gloves and shoes).....	1,023				834									
Lumber and building materials (other than metal).....	6,770		248	38	3,088		139							(x)
Machinery, equipment, and supplies (except electrical).....	16,634		7	(x)	5,286				(x)				(x)	(x)
Metals and minerals (except petroleum and scrap).....	4,370			(x)	1,244			(x)						
Paper and paper products.....	4,525				2,544			(x)						
Petroleum and petroleum products.....	8,823		80		2,614							2,543		
Plumbing and heating equipment and supplies.....	4,214				2,962									
Tobacco and tobacco products (except leaf).....	4,431				2,243				(x)				(x)	
All other.....	5,562		172	611	2,137		(x)		(x)					

KIND OF BUSINESS (Establishments classified by major lines of merchandise)	General sales offices	Manufacturers' sales branches	Cooperative sales agencies	AGENTS AND BROKERS								ASSEMBLERS AND COUNTRY BUYERS ²			All other
				Auction companies	Brokers	Commission merchants	Export agents	Import agents	Manufacturers' agents	Purchasing agents	Selling agents	Assemblers	Cooperative marketing associations	All other	
				Total	4,171	47,331	523	200	1,117	2,098	450	18	8,509	101	
Amusement and sporting goods.....		741							1,088		(x)				(x)
Automotive.....		2,555							324		(x)				
Chemicals, drugs, and allied products.....		4,087							456		230				(x)
Dry goods and apparel.....		2,975		106		261			304	(x)	390				(x)
Electrical.....		5,617							651		139				
Farm products (not elsewhere specified).....		(x)	(x)		108	160	(x)		18	(x)	(x)				260
Farm supplies (except machinery and equipment).....		(x)			95				(x)	(x)	(x)				
Food products (not elsewhere specified).....		2,514	(x)		161	1,385			(x)		1,486				925
Forest products (except lumber).....		73					(x)		(x)		(x)				
Furniture and house furnishings.....		1,673		(x)		(x)			398		118				
General merchandise.....					25	(x)	(x)				(x)				(x)
Groceries and food specialties.....	(x)	6,692			537	12	(x)		627	(x)	430				(x)
Hardware.....		144			(x)			(x)	271						
Iron and steel scrap and other waste materials.....															
Jewelry and optical goods.....		1,010		(x)	33				314		9				
Leather and leather goods (except gloves and shoes).....		121							47		(x)				
Lumber and building materials (other than metal).....		1,653			52	90	(x)		470		887				
Machinery, equipment, and supplies (except electrical).....	(x)	7,195	(x)		14	(x)	(x)		2,647		390				(x)
Metals and minerals (except petroleum and scrap).....		2,599			(x)	(x)			49		396				
Paper and paper products.....		1,437	(x)		(x)	(x)			95	(x)	52				
Petroleum and petroleum products.....	(x)	200							(x)		(x)				
Plumbing and heating equipment and supplies.....		899							353		(x)				
Tobacco and tobacco products (except leaf).....		2,168			(x)				(x)		(x)				
All other.....		1,988			86	(x)	51	(x)	300	(x)	148				

¹ Includes "Supply and machinery distributors."
² Assemblers and country buyers not shown for the cities.

CENSUS OF DISTRIBUTION

TABLE 8.—SUMMARY OF WHOLESALE TRADE BY CHARACTER OF ORGANIZATION

CHARACTER OF ORGANIZATION	Number of establishments	NUMBER OF EMPLOYEES (proprietors not included)			SALARIES AND WAGES	TOTAL EXPENSES (including salaries and wages)	NET SALES	
		Total	Male	Female			Amount	Per cent of total
THE STATE (pop. 5,677,261)	9,761	128,068	100,787	22,316	\$219,009,186	\$443,149,343	\$4,159,323,167	100.00
Individual.....	3,028	11,602	8,957	2,645	13,638,373	84,806,201	454,257,657	10.02
Partnership.....	1,305	9,292	7,691	1,601	13,462,428	39,769,393	355,690,568	8.55
Corporation.....	5,050	91,023	76,266	14,757	180,018,213	353,081,527	3,053,613,234	73.42
Cooperative association.....	264	10,860	7,650	3,210	12,479,886	23,844,629	291,613,069	7.01
Cooperative branch.....	5	107	47	60	102,975	118,568	1,594,616	.04
Not indicated.....	9	169	123	43	207,211	430,028	2,548,723	.06
LOS ANGELES (pop. 1,238,048)	3,153	40,581	33,602	6,979	78,063,911	158,457,708	1,379,989,484	100.00
Individual.....	1,142	3,883	2,830	1,053	5,935,944	12,423,015	150,576,216	11.35
Partnership.....	452	2,723	2,224	499	4,182,120	8,706,331	107,041,263	7.82
Corporation.....	1,547	33,470	28,132	5,338	67,141,310	135,069,363	1,073,154,773	77.77
Cooperative association.....	11	494	407	87	783,015	2,115,202	42,129,492	3.05
Not indicated.....	1	11	9	2	21,516	53,797	187,800	.01
SAN FRANCISCO (pop. 634,394)	3,154	37,545	29,807	7,738	77,535,544	157,920,660	1,784,174,062	100.00
Individual.....	1,018	3,084	2,303	710	5,449,634	10,960,629	192,006,315	10.82
Partnership.....	476	2,648	2,113	535	4,509,424	10,823,413	156,813,631	8.79
Corporation.....	1,030	31,300	24,047	6,353	66,643,278	134,169,563	1,386,830,789	77.67
Cooperative association.....	27	442	324	118	804,390	1,735,313	40,855,244	2.63
Not indicated.....	3	71	55	16	128,493	226,732	1,578,973	.09

TABLE 9.—WHOLESALE TRADE BY THE NUMBER OF MARKETING UNITS, AND KIND OF BUSINESS.

[Net sales and expenses expressed in thousands of dollars]

KIND OF BUSINESS (Establishments classified by major lines of merchandise)	TOTAL			SINGLE-UNIT ESTABLISHMENTS			2 UNITS			3 TO 5 UNITS			
	Number of establishments	Net sales	Total expenses including salaries and wages	Number of establishments	Net sales		Total expenses	Number of establishments	Net sales	Total expenses	Number of establishments	Net sales	Total expenses
					Amount	Per cent of total							
Total.....	9,751	4,159,323	443,149	5,813	1,970,187	47.51	181,603	735	307,332	37,941	930	470,377	50,847
Amusement and sporting goods.....	147	47,527	0,495	76	17,555	36.95	2,150	13	1,031	220	13	8,186	809
Automotive.....	462	100,057	23,052	274	65,537	40.04	9,917	40	15,972	2,042	50	21,129	3,633
Chemicals, drugs, and allied products.....	400	157,803	23,733	200	49,304	31.24	6,270	40	14,989	1,680	47	23,850	4,106
Dry goods and apparel.....	704	195,740	20,207	520	110,291	56.34	10,817	84	25,384	3,107	98	20,723	3,304
Electrical.....	392	175,245	25,192	205	48,229	27.52	8,876	34	17,816	3,461	50	21,541	3,059
Farm products (not elsewhere specified).....	365	201,821	8,875	296	148,016	73.34	5,719	27	32,147	1,111	19	2,959	446
Farm supplies (except machinery and equipment).....	135	46,590	3,404	81	23,421	50.27	1,728	11	4,461	482	17	14,865	687
Food products (not elsewhere specified).....	1,847	776,412	90,647	1,379	462,388	59.55	54,030	108	42,293	5,604	118	70,838	8,414
Forest products (except lumber).....	59	21,231	1,692	28	3,062	18.66	503	6	1,655	521	7	2,067	113
Furniture and house furnishings.....	332	74,674	12,384	221	34,060	45.67	5,471	30	3,480	891	38	16,951	2,209
General merchandise.....	32	37,985	1,799	23	15,864	42.43	431	2	1,095	94	5	7,267	371
Groceries and food specialties.....	898	713,283	40,802	526	434,841	60.96	13,860	51	53,795	2,684	66	77,284	6,018
Hardware.....	187	67,555	10,874	112	46,558	68.91	7,623	21	6,542	1,090	7	5,369	781
Iron and steel scrap and other waste materials.....	101	19,807	3,034	149	15,181	76.64	2,129	4	2,728	622	3	4,421	12
Jewelry and optical goods.....	202	33,954	5,555	150	23,102	68.03	3,481	8	2,058	319	22	6,401	917
Leather and leather goods (except gloves and shoes).....	71	12,370	1,933	56	8,083	70.15	1,330	3	1,805	349	0	1,780	223
Lumber and building materials (other than metal).....	470	224,128	23,592	273	128,763	57.45	11,830	53	26,682	2,762	07	42,858	4,692
Machinery, equipment, and supplies (except electrical).....	1,105	270,521	43,080	693	107,371	38.41	16,854	92	18,857	3,987	142	36,077	7,801
Metals and minerals (except petroleum and scrap).....	190	152,027	8,882	70	20,452	13.47	414	16	8,627	2,510	35	36,486	3,227
Paper and paper products.....	189	67,441	0,450	105	25,245	37.43	2,001	13	4,349	1,251	19	5,092	904
Petroleum and petroleum products.....	712	395,111	45,064	73	40,726	12.58	5,773	13	6,074	775	23	4,150	946
Plumbing and heating equipment and supplies.....	235	64,638	10,841	112	20,300	31.40	2,863	36	8,417	1,524	30	10,953	1,831
Tobacco and tobacco products (except leaf).....	118	119,007	0,732	71	54,292	46.36	2,627	4	4,978	44	12	4,061	608
All other.....	308	115,430	9,090	212	63,000	54.58	3,808	26	6,007	831	24	11,871	1,406

KIND OF BUSINESS (Establishments classified by major lines of merchandise)	6 TO 25 UNITS			26 TO 100 UNITS			OVER 100 UNITS			MORE THAN 1 BUT UNKNOWN		
	Number of establishments	Net sales	Total expenses	Number of establishments	Net sales	Total expenses	Number of establishments	Net sales	Total expenses	Number of establishments	Net sales	Total expenses
Total.....	1,133	755,632	86,516	521	469,454	49,768	592	161,231	27,888	87	19,110	2,676
Amusement and sporting goods.....	12	2,104	270	33	18,641	2,806	8	8,361	800	6	330	71
Automotive.....	64	44,516	5,721	11	4,212	868	8	8,361	800	1	142	7
Chemicals, drugs, and allied products.....	75	37,100	5,103	37	32,418	6,567	1	254	23	1	125	9
Dry goods and apparel.....	60	29,963	2,887	1	254	23	1	254	23	1	125	9
Electrical.....	64	21,738	3,455	39	65,921	6,342	11	1,271	582	8	711	168
Farm products (not elsewhere specified).....	0	14,829	1,407	8	4,191	455	11	1,271	582	14	3,870	102
Farm supplies (except machinery and equipment).....	18	2,456	230	2	2,163	110	8	3,301	561	8	1,887	277
Food products (not elsewhere specified).....	118	75,648	10,155	61	57,975	5,615	33	49,968	5,507	30	8,302	1,132
Forest products (except lumber).....	17	13,092	513	1	271	276	1	271	276	1	465	42
Furniture and house furnishings.....	35	16,892	3,358	8	4,191	455	11	1,271	582	8	711	168
General merchandise.....	2	13,150	903	3	321	88	11	1,271	582	14	3,870	102
Groceries and food specialties.....	105	67,811	9,777	95	75,171	11,290	52	14,142	3,154	4	239	89
Hardware.....	13	8,127	1,280	1	68	28	11	1,271	582	3	900	66
Iron and steel scrap and other waste materials.....	5	1,850	271	3	321	88	11	1,271	582	8	711	168
Jewelry and optical goods.....	8	711	168	3	321	88	11	1,271	582	8	711	168
Leather and leather goods (except gloves and shoes).....	3	108	22	2	2,163	110	8	3,301	561	7	1,265	357
Lumber and building materials (other than metal).....	68	22,397	3,832	2	2,163	110	8	3,301	561	6	678	326
Machinery, equipment, and supplies (except electrical).....	220	85,404	11,452	44	27,833	2,000	8	3,301	561	2	422	77
Metals and minerals (except petroleum and scrap).....	52	60,009	2,378	6	39,001	276	4	4,336	190	2	422	77
Paper and paper products.....	42	30,365	3,773	10	2,890	441	4	4,336	190	4	485	81
Petroleum and petroleum products.....	43	180,902	12,442	155	135,157	11,578	401	62,611	14,360	4	485	81
Plumbing and heating equipment and supplies.....	42	11,828	1,898	4	1,580	202	11	11,854	2,523	11	1,828	293
Tobacco and tobacco products (except leaf).....	27	51,900	3,254	11	5,152	881	4	1,687	113	4	1,687	113
All other.....	31	27,717	1,991	11	5,152	881	4	1,687	113	4	1,687	113

CENSUS OF DISTRIBUTION

TABLE 10.—EMPLOYEES ENGAGED IN WHOLESALE TRADE, BY KIND OF BUSINESS.

[An (x) in column indicates that the amounts must be withheld to avoid disclosure of individual operations, but they are included in the totals]

KIND OF BUSINESS (Establishments classified by major lines of merchandise)	Number of establishments	Number of proprietors and firm members	TOTAL PAID EMPLOYEES ¹ (proprietors not included)			SALESMEN ²		EXECUTIVES ²		ALL OTHER EMPLOYEES		TOTAL EMPLOYEES ON SPECIFIED DATES				
			Number of employees			Salaries and wages	Number	Salaries	Number	Salaries	Number	Salaries	Apr. 15	July 15	Oct. 15	Dec. 15
			Total	Male	Female											
THE STATE																
Total.....	9,761	4,343	123,053	100,737	22,316	\$219,909,186	26,957	\$67,208,416	8,396	\$20,887,036	92,701	\$131,812,734	116,418	119,471	119,421	122,102
Amusement and sporting goods.....	147	62	1,742	1,182	560	3,288,062	454	1,134,323	61	394,232	1,227	1,759,507	1,645	1,575	1,668	1,678
Amusement and sporting goods (except cameras and motion-picture equipment and supplies).....	87	50	909	697	212	1,630,795	335	659,092	31	121,112	543	750,501	811	834	830	848
Cameras and motion-picture equipment and supplies.....	60	12	833	485	348	1,757,267	119	475,231	30	273,120	684	1,008,916	834	741	838	830
Automotive.....	462	216	5,909	4,857	749	11,413,209	1,222	3,186,349	173	725,948	4,211	7,500,912	5,521	5,610	5,618	5,479
Automobiles and other motor vehicles.....	43	12	1,045	1,459	186	3,005,704	29	68,223	1,610	3,537,481	1,610	3,537,481	1,808	1,700	1,748	1,652
Automotive equipment.....	196	89	2,111	1,812	299	4,078,400	640	1,634,955	90	369,305	1,981	2,074,140	2,004	2,047	2,057	2,003
Automobile parts (new and used).....	172	100	1,168	1,012	156	2,067,797	269	603,842	37	158,718	862	1,305,237	1,061	1,114	1,159	1,150
Tires and tubes.....	51	15	682	674	108	1,061,308	284	879,326	40	197,925	352	584,054	648	608	659	674
Chemicals, drugs, and allied products.....	400	153	5,694	4,324	1,370	11,054,849	1,405	4,024,349	196	1,185,862	4,093	5,844,638	5,438	5,449	5,420	5,410
Chemicals.....	110	56	909	750	159	2,100,734	283	864,209	48	270,762	578	965,763	911	911	880	887
Drugs and drug sundries (general line).....	41	10	2,417	1,798	619	4,117,234	331	979,470	48	329,469	2,038	2,808,295	2,387	2,305	2,376	2,367
Drugs and drug sundries (specialty).....	79	39	590	423	173	1,335,087	170	503,005	31	245,604	395	586,388	568	568	562	572
Paints, varnishes, lacquers, and enamels.....	120	30	1,417	1,141	276	2,720,354	438	1,163,628	54	267,586	925	1,289,140	1,245	1,243	1,257	1,230
Toilet articles and preparations.....	41	18	355	212	143	781,440	183	513,947	15	72,441	167	195,052	327	347	349	345
Dry goods and apparel.....	704	475	5,164	3,614	1,550	10,361,215	1,952	4,998,405	226	1,292,229	2,980	4,070,581	4,074	4,630	4,818	4,770
Clothing and furnishings (other than millinery and footwear).....	347	227	2,249	1,651	598	4,754,252	955	2,516,976	111	605,383	1,183	1,631,803	2,129	2,113	2,240	2,210
Dry goods (general line).....	74	45	1,004	600	404	1,648,862	311	500,114	2	104,136	667	854,612	723	727	762	740
Dry goods (specialty, other than specified).....	23	14	51	41	10	83,815	30	57,416	2	5,800	19	20,509	47	47	51	50
Millinery and millinery supplies.....	33	7	280	122	167	488,848	56	161,551	16	76,107	217	251,100	288	203	261	267
Notions.....	79	51	343	228	115	620,150	125	263,944	10	68,245	202	287,961	332	320	330	321
Piece goods.....	174	124	872	677	195	2,046,253	327	1,056,692	35	291,828	510	697,733	840	823	834	822
Shoes and other footwear.....	34	7	356	295	61	819,035	148	351,712	20	140,730	188	326,593	315	343	350	353
Electrical.....	392	132	6,181	5,038	1,143	12,325,617	2,247	5,125,098	260	1,376,389	3,674	5,824,130	5,596	5,761	5,779	5,728
Electrical goods (including appliances).....	187	56	3,411	2,724	687	7,204,251	1,125	2,923,623	137	710,791	2,149	3,564,837	3,288	3,347	3,345	3,383
Electrical equipment and supplies.....	122	40	770	619	160	1,087,300	257	742,374	44	189,396	478	755,530	758	758	760	755
Radios and radio equipment.....	97	27	933	728	205	2,080,314	291	818,992	56	372,164	586	895,168	863	870	932	898
Refrigerators (electric).....	16	9	1,058	967	91	1,347,752	574	635,109	23	104,038	401	608,605	697	780	742	692
Farm products (not elsewhere specified).....	365	373	1,782	1,470	306	2,926,670	188	506,560	86	511,658	1,508	1,908,452	1,572	1,741	1,903	1,758
Cotton.....	23	23	129	110	19	295,722	14	86,887	14	86,887	115	208,835	108	103	218	174
Flowers and nursery stock.....	95	117	754	600	148	\$930,431	58	\$131,208	18	\$74,846	678	\$730,377	607	723	715	681
Grain.....	101	92	392	335	57	815,887	46	157,755	24	181,174	322	476,958	320	426	493	422
Hides, skins, and furs.....	50	50	246	209	37	359,184	40	100,049	10	45,488	190	213,649	228	233	212	224
Livestock (other than horses and mules).....	63	59	204	175	29	381,622	30	97,807	10	55,965	164	227,760	203	202	202	203
Tobacco (leaf).....	8	13	6	3	3	7,135	1	2,400	1	2,400	5	4,735	6	6	31	16
Wool and mohair.....	16	12	22	15	7	47,706	2	11,000	5	16,300	15	20,400	16	26	8	8
Other farm products.....	9	7	29	23	6	82,983	5	6,251	5	51,000	19	25,732	24	23	24	24
Farm supplies (except machinery and equipment).....	135	89	889	749	120	1,621,305	153	398,509	39	199,301	677	1,023,405	783	866	1,015	808
Farm supplies (except feed and fertilizer).....	19	10	162	137	25	302,874	33	72,888	19	87,660	110	142,326	158	158	179	147
Feed.....	83	55	603	517	86	1,142,929	111	300,891	10	85,560	476	756,472	525	614	738	662
Fertilizer and fertilizer materials.....	33	24	104	95	0	175,502	9	24,820	4	26,075	91	124,607	100	94	98	90
Food products (not elsewhere specified).....	1,847	705	34,067	27,688	6,379	46,153,843	3,061	8,134,057	658	2,933,534	20,848	35,036,252	31,559	35,545	33,125	37,587
Confectionery and soft drinks.....	181	138	1,095	908	187	2,088,577	417	960,299	43	182,864	635	925,414	1,027	1,104	1,033	994
Dairy products.....	155	42	5,201	4,797	404	9,677,054	1,509	3,285,600	123	440,793	3,669	5,360,661	4,848	5,140	4,873	4,796
Poultry and poultry products.....	156	124	1,545	1,084	461	1,892,631	101	204,409	64	176,767	1,390	1,481,455	1,391	1,494	1,340	1,410
Dairy and poultry products.....	29	18	353	242	111	552,693	50	116,740	17	90,107	280	345,846	349	341	345	346
Fish and sea foods.....	89	64	946	804	82	1,356,899	44	95,430	49	202,764	853	1,058,705	646	833	747	661
Fruits and vegetables (fresh).....	1,072	213	21,227	16,474	4,753	24,577,929	834	1,919,851	175	1,461,144	20,218	21,196,934	19,640	23,077	21,115	25,736
Meats and meat products.....	165	108	3,700	3,310	381	6,658,020	700	1,561,728	97	429,095	2,903	6,777,237	3,668	3,616	3,672	3,644
Forest products (except lumber).....	59	29	391	346	45	739,780	61	187,898	22	159,200	308	392,622	369	459	485	356
Boxes, shooks, and cooperage.....	40	10	244	216	28	438,740	39	134,991	13	70,273	192	233,476	232	318	342	196
Logs, railroad ties, piles, etc.....	4	3	66	58	8	152,787	1	3,387	6	67,787	59	81,613	00	02	05	70
Other forest products.....	15	7	81	72	9	148,253	21	49,520	3	21,200	57	77,533	77	79	78	81
Furniture and house furnishings.....	332	181	3,428	2,795	633	6,443,650	1,283	2,706,273	114	604,059	2,031	3,133,318	3,570	3,134	3,321	3,320
Furniture.....	137	59	1,205	961	244	2,234,117	284	759,385	38	155,256	883	1,139,476	1,110	1,087	1,160	1,140
House furnishings.....	177	117	1,946	1,620	326	3,615,755	933	1,795,263	67	387,084	946	1,433,408	2,221	1,812	1,898	1,916
Musical instruments and sheet music.....	18	5	277	214	63	593,778	66	151,625	9	61,719	202	380,434	239	235	263	254
General merchandise.....	32	29	468	336	132	936,835	109	284,615	35	194,491	324	457,729	447	455	488	460
Groceries and food specialties.....	898	400	12,378	9,961	2,417	22,128,021	3,448	7,616,738	319	1,682,350	8,611	12,829,833	10,884	11,000	12,503	11,690
Groceries (general line).....	337	101	5,900	5,087	813	10,543,845	1,439	3,091,581	65	282,871	4,396	7,169,393	5,533	5,578	5,716	5,781
Food and grocery specialties.....	561	299	6,478	4,874	1,604	11,586,076	2,009	4,525,157	254	1,399,479	4,215	5,660,440	5,351	6,422	6,877	5,909
Hardware.....	157	101	3,509	2,846	663	6,540,637	751	1,829,637	31	793,425	2,727	3,917,575	3,337	3,459	3,464	3,470
Hardware (general line).....	84	45	3,060	2,497	563	5,763,420	616	1,510,177	5	712,788	2,430	3,540,457	2,974	3,042	3,030	3,042
Hardware (specialty).....	73	56	449	349	100	777,217										

TABLE 10.—EMPLOYEES ENGAGED IN WHOLESALE TRADE, BY KIND OF BUSINESS—Continued

[An (x) in column indicates that the amounts must be withheld to avoid disclosure of individual operations, but they are included in the totals]

KIND OF BUSINESS (Establishments classified by major lines of merchandise)	Number of establishments	Number of proprietors and firm members	TOTAL PAID EMPLOYEES (proprietors not included)				SALESMEN		EXECUTIVES		ALL OTHER EMPLOYEES		TOTAL EMPLOYEES ON SPECIFIED DATES			
			Number of employees			Salaries and wages	Number	Salaries	Number	Salaries	Number	Salaries	Apr. 15	July 15	Oct. 15	Dec. 15
			Total	Male	Female											
THE STATE—Continued																
Iron and steel scrap and other waste materials.....	161	34	1,063	776	287	\$1,508,842	9	\$32,743	30	\$147,275	1,024	\$1,418,824	1,058	1,084	1,040	1,055
Iron and steel scrap.....	18	17	110	95	24	206,591	2	10,200	6	30,700	111	105,091	119	118	110	119
Junk and scrap.....	132	13	780	560	214	1,123,407	5	14,070	17	59,355	758	1,050,042	777	804	766	778
Waste rubber, rags, and paper.....	11	4	164	115	49	298,784	2	8,473	7	57,220	155	203,091	162	162	158	158
Jewelry and optical goods.....	202	131	1,245	926	319	2,854,866	302	1,206,370	63	729,558	700	828,938	1,161	1,178	1,240	1,260
Jewelry.....	166	110	833	604	229	2,145,825	333	1,137,874	48	346,170	452	661,781	800	810	820	850
Optical goods.....	30	12	412	322	90	709,041	69	168,496	15	383,388	338	167,157	361	368	420	410
Leather and leather goods (except gloves and shoes).....	71	40	440	378	62	930,020	152	350,512	32	132,302	256	447,806	434	424	406	398
Leather and leather goods (general line).....	0	(x)	(x)	(x)	(x)	(x)	(x)	(x)	(x)	(x)	(x)	(x)	(x)	(x)	(x)	(x)
Leather and leather bolting.....	20	12	203	179	24	442,117	54	113,495	27	113,924	122	214,698	193	182	165	157
Luggage and leather goods.....	18	14	95	53	12	149,132	20	80,048	3	10,728	33	48,750	68	68	67	67
Saddlery and harness.....	1	(x)	(x)	(x)	(x)	(x)	(x)	(x)	(x)	(x)	(x)	(x)	(x)	(x)	(x)	(x)
Shoe findings and cut stock.....	20	10	83	75	8	152,050	41	87,655			42	64,404	83	84	86	84
Lumber and building materials (other than metal).....	470	175	6,100	5,440	669	13,063,131	1,005	3,311,092	277	1,573,744	4,767	8,178,205	6,090	6,159	6,068	6,024
Construction and building materials (other than metal and wood).....	305	117	3,099	2,730	369	6,700,239	712	2,060,544	143	625,355	2,244	4,071,390	3,041	3,032	3,028	3,050
Lumber and millwork.....	165	58	3,010	2,710	300	6,296,842	353	1,241,548	134	948,389	2,523	4,106,905	3,055	3,077	3,040	2,974
Machinery, equipment, and supplies (except electrical).....	1,105	438	9,684	8,087	1,597	21,596,677	2,631	7,005,718	330	2,542,359	6,723	11,448,570	9,261	9,460	9,545	9,428
Commercial equipment and supplies.....	157	78	1,474	1,220	254	2,835,166	493	1,108,421	56	217,114	927	1,449,021	1,404	1,430	1,440	1,443
Construction equipment and supplies.....	34	14	280	255	31	711,281	83	264,120	9	54,300	194	302,852	202	297	203	209
Farm machinery and equipment.....	41	17	588	512	76	1,144,795	182	433,931	32	149,889	374	560,975	544	558	570	483
Manufacturing, mining and drilling machinery, equipment and supplies.....	619	204	5,240	4,472	768	12,572,891	1,347	4,197,712	137	1,624,074	3,750	6,760,505	5,101	5,179	5,174	5,156
Professional equipment and supplies.....	104	45	1,022	772	250	1,920,409	209	680,397	40	222,858	767	1,117,154	960	958	1,007	1,002
Service equipment and supplies.....	113	62	875	704	171	1,950,553	284	855,888	34	188,620	557	900,045	809	840	852	846
Transportation equipment and supplies.....	37	18	109	152	47	461,592	33	105,240	10	84,934	160	271,418	101	198	200	199
Metals and minerals (except petroleum and scrap).....	190	60	2,106	1,789	317	4,022,831	489	1,772,220	78	525,544	1,539	2,025,061	2,009	2,144	2,220	2,117
Coal and coke.....	12	6	88	80	8	232,362	10	29,780	3	57,000	75	144,982	79	82	89	88
Iron and steel (except scrap).....	134	35	1,697	1,402	295	3,845,928	370	1,351,097	61	336,920	1,266	2,167,511	1,648	1,750	1,800	1,713
Metals and metal work (other than iron and steel).....	44	19	321	247	74	844,941	109	391,349	14	131,024	198	322,508	282	303	322	310
Paper and paper products.....	189	61	2,828	2,196	632	5,616,940	817	2,113,295	97	504,640	1,014	2,990,005	2,038	2,085	2,691	2,754
Paper and paper products (general line).....	85	25	1,548	1,261	287	3,108,914	493	1,170,643	46	217,014	1,009	1,721,257	1,528	1,566	1,556	1,502
Paper and paper products (specialty, other than specified).....	33	14	221	178	43	524,432	93	270,416	12	76,701	110	171,315	199	209	205	220
Stationery and stationery supplies.....	61	16	971	690	281	1,807,075	206	605,868	33	190,734	732	1,010,473	822	822	844	882
Wall paper.....	10	6	88	67	21	176,519	25	60,368	0	20,101	57	95,000	89	88	86	90
Petroleum and petroleum products.....	712	72	11,654	10,617	1,037	20,415,382	2,471	5,846,795	89	1,061,060	9,094	13,507,521	9,932	10,312	10,078	10,101
Plumbing and heating equipment and supplies.....	235	81	2,782	2,345	437	5,729,227	635	1,790,188	137	806,491	2,010	3,123,548	2,816	2,664	2,743	2,740
Plumbing equipment and supplies.....	175	53	2,404	2,079	385	4,997,641	536	1,608,993	115	684,071	1,813	2,804,577	2,504	2,351	2,433	2,431
Heating equipment and supplies.....	60	28	318	266	52	731,586	99	290,195	22	122,420	197	318,971	312	313	310	309
Tobacco and tobacco products (except leaf).....	118	88	1,290	1,094	196	2,262,933	631	1,255,554	41	170,958	618	800,421	1,153	1,158	1,159	1,203
All other.....	308	218	2,573	1,877	696	4,053,144	731	1,693,022	101	590,331	1,741	2,660,791	2,420	2,504	2,534	2,506
Books, periodicals, and newspapers.....	59	34	880	601	279	1,445,107	234	370,037	12	75,513	634	909,557	839	849	873	872
Oils and greases (animal and vegetable).....	10	8	40	27	13	102,231	7	27,598	4	20,800	29	63,833	36	39	39	38
Rubber goods (general line).....	0		355	290	65	824,533	142	426,670	8	38,467	205	350,306	351	361	368	355
Textile and textile materials (other than dry goods).....	64	57	322	223	99	747,501	96	262,917	24	106,094	202	288,790	310	319	315	322
Miscellaneous kinds of business.....	160	119	976	736	240	1,833,472	252	605,800	53	259,457	671	968,215	884	940	939	919

LOS ANGELES

Total.....	3,153	1,749	40,581	33,602	6,979	878,063,911	10,856	325,618,814	1,474	38,186,506	28,251	344,258,588	37,743	38,378	38,673	39,016
Amusement and sporting goods.....	64	20	813	552	261	1,571,724	231	593,930	38	200,781	544	711,013	736	758	751	761
Amusement and sporting goods (except cameras and motion-picture equipment and supplies).....	31	16	396	312	84	656,080	159	309,209	19	78,508	218	268,279	323	343	337	345
Cameras and motion-picture equipment and supplies.....	33	4	417	240	177	915,638	72	284,631	19	188,273	326	442,734	413	415	414	416
Automotive.....	178	94	2,872	2,496	376	6,010,774	509	1,383,336	71	337,094	2,292	4,289,444	2,907	2,954	2,928	2,869
Automobiles and other motor vehicles.....	24	7	1,148	1,014	134	2,562,128	15	44,359			1,133	2,517,772	1,272	1,204	1,228	1,201
Automotive equipment.....	64	36	773	659	114	1,592,935	239	631,340	38	176,168	406	785,427	734	760	772	732
Automobile parts (new and used).....	66	41	595	521	74	1,000,156	116	262,267	20	83,321	450	653,568	549	573	587	585
Tires and tubes.....	24	10	350	302	54	854,555	139	444,373	13	78,505	204	332,677	352	357	343	351
Chemicals, drugs, and allied products.....	161	71	2,748	2,038	710	5,066,187	735	1,923,208	90	541,984	1,923	2,600,995	2,607	2,617	2,640	2,657
Chemicals.....	49	25	260	218	51	584,011	107	261,103	22	97,530	140	225,378	255	262	269	260
Drugs and drug sundries (general line).....	12	5	1,249	903	346	2,057,081	158	437,647	23	154,810	1,068	1,464,624	1,230	1,249	1,240	1,240
Drugs and drug sundries (specialty).....	33	17	270	200	70	606,940	103	311,386	8	112,860	159	182,694	253	245	252	254
Paints, varnishes, lacquers, and enamels.....	44	13	650	558	122	1,200,578	215	548,641	24	117,843	441	594,094	604	587	604	620
Toilet articles and preparations.....	23	11	280	159	121	557,677	152	364,431	13	58,941	115	134,205	256	274	275	271

CENSUS OF DISTRIBUTION

TABLE 10.—EMPLOYEES ENGAGED IN WHOLESALE TRADE, BY KIND OF BUSINESS—Continued

[An (x) in column indicates that the amounts must be withheld to avoid disclosure of individual operations, but they are included in the totals]

KIND OF BUSINESS (Establishments classified by major lines of merchandise)	Number of estab- lish- ments	Number of prop- rietors and firm mem- bers	TOTAL PAID EMPLOYEES (proprietors not included)				SALESMEN		EXECUTIVES		ALL OTHER EMPLOYEES		TOTAL EMPLOYEES ON SPECIFIED DATES			
			Number of employees			Salaries and wages	Number	Salaries	Number	Salaries	Number	Salaries	Apr. 15	July 15	Oct. 15	Dec. 15
			Total	Male	Fe- male											
LOS ANGELES—Continued																
Dry goods and apparel.....	398	288	1,861	1,281	580	\$3,766,037	820	\$1,011,206	107	\$593,949	934	\$1,260,792	1,638	1,646	1,766	1,738
Clothing and furnishings (other than millinery and footwear).....	165	124	824	594	230	1,735,695	303	328,571	55	325,312	406	581,812	714	702	792	788
Dry goods (general line).....	41	33	220	62	158	225,291	143	182,213	12	40,820	65	2,258	156	185	202	188
Dry goods (specialty, other than specified).....	11	5	20	16	4	42,588	10	30,360	1	2,100	9	10,122	18	18	20	20
Millinery and millinery supplies.....	23	6	92	62	30	220,799	39	120,452	8	81,557	45	68,790	103	91	93	81
Notions.....	44	37	90	60	30	150,622	30	64,651	5	21,800	55	64,171	79	84	83	80
Piece goods.....	102	80	460	362	98	1,014,192	173	525,079	19	137,995	208	351,208	426	421	420	429
Shoes and other footwear.....	22	3	155	125	30	376,850	62	159,964	7	34,455	86	182,431	142	145	150	152
Electrical.....	147	67	2,565	2,099	466	5,181,884	1,123	2,363,408	111	597,962	1,331	2,220,514	2,422	2,457	2,514	2,487
Electrical goods (including appli- ances).....	61	23	1,449	1,104	285	2,988,284	664	1,457,270	56	308,327	729	1,222,681	1,402	1,406	1,435	1,454
Electrical equipment and supplies.....	53	26	292	238	54	623,277	83	235,646	23	92,647	186	204,984	290	289	297	291
Radios and radio equipment.....	27	16	386	299	87	874,470	136	346,253	23	136,575	227	391,642	353	358	380	366
Refrigerators (electric).....	6	2	438	398	40	695,853	240	324,233	9	60,413	189	311,207	377	404	390	376
Farm products (not elsewhere specified).....	63	63	591	445	146	932,030	68	151,730	27	130,270	496	644,630	526	557	640	609
Cotton.....	12	11	114	98	16	272,626	14	127,626	14	86,887	100	185,739	90	91	206	158
Flowers and nursery stock.....	12	11	323	227	96	421,119	37	84,429	2	3,463	284	333,227	279	309	291	290
Grain.....	9	7	24	14	10	63,840	4	17,237	6	26,620	14	19,933	23	23	23	24
Hides, skins, and furs.....	22	20	112	92	20	137,958	19	32,315	5	19,300	88	86,343	110	117	102	110
Horses and mules.....	1	(x)	(x)	(x)	(x)	(x)	(x)	(x)	(x)	(x)	(x)	(x)	(x)	(x)	(x)	(x)
Livestock (other than horses and mules).....	1	(x)	(x)	(x)	(x)	(x)	(x)	(x)	(x)	(x)	(x)	(x)	(x)	(x)	(x)	(x)
Tobacco (leaf).....	3	5	1	1	1	2,400	(x)	(x)	(x)	(x)	1	2,400	1	1	1	1
Other farm products.....	3	(x)	(x)	(x)	(x)	(x)	(x)	(x)	(x)	(x)	(x)	(x)	(x)	(x)	(x)	(x)
Farm supplies (except machinery and equipment).....	29	24	177	149	28	420,597	47	151,129	11	51,443	119	218,025	159	165	174	170
Farm supplies (except feed and fertilizer).....	5	4	19	17	2	30,249	3	7,248	5	14,400	11	8,598	19	19	10	10
Food.....	20	17	148	123	25	366,531	41	136,561	5	32,043	102	197,927	132	138	147	143
Fertilizer and fertilizer materials.....	4	3	10	9	1	23,820	1	7,320	1	5,000	6	11,500	8	8	8	8
Food products (not elsewhere specified).....	485	306	7,101	6,330	771	12,145,671	1,602	3,210,615	188	936,883	5,311	7,989,173	6,504	6,593	6,407	6,501
Confectionery and soft drinks.....	51	35	568	434	134	1,133,907	205	523,346	23	112,394	340	498,167	538	561	535	517
Dairy products.....	28	6	2,266	2,072	194	3,657,240	648	1,125,665	31	126,844	1,587	2,404,733	1,040	2,154	1,916	1,908
Poultry and poultry products.....	36	30	245	206	39	858,166	46	84,980	8	24,840	101	238,040	230	234	241	223
Dairy and poultry products.....	4	1	63	45	18	137,176	14	44,352	3	20,400	46	60,424	64	63	65	62
Fish and sea foods.....	26	31	133	116	17	202,322	21	49,690	4	14,740	108	197,892	111	100	122	124
Fruits and vegetables (fresh).....	209	177	2,103	1,920	183	3,401,356	386	781,882	37	523,337	1,630	2,186,637	1,893	1,779	1,816	1,974
Meats and meat products.....	41	26	1,723	1,537	186	3,105,498	232	610,500	82	108,324	1,409	2,388,674	1,719	1,693	1,712	1,688
Forest products (except lumber).....	16	9	99	88	11	199,974	15	45,477	7	22,432	77	132,065	98	96	95	110
Boxes, shooks, and cooperage.....	11	7	51	44	7	101,817	10	33,450	5	11,932	36	50,435	56	53	50	55
Logs, railroad ties, piles, etc.....	1	(x)	(x)	(x)	(x)	(x)	(x)	(x)	(x)	(x)	(x)	(x)	(x)	(x)	(x)	(x)
Other forest products.....	4	(x)	(x)	(x)	(x)	(x)	(x)	(x)	(x)	(x)	(x)	(x)	(x)	(x)	(x)	(x)
Furniture and house furnishings.....	185	95	1,751	1,427	324	2,929,850	649	1,061,624	57	290,816	1,045	1,577,410	1,343	1,372	1,403	1,712
Furniture.....	60	31	675	536	139	1,173,113	129	370,601	23	81,966	523	720,586	601	619	671	664
House furnishings.....	96	60	941	778	163	1,453,089	500	650,760	32	187,050	400	609,249	637	644	659	614
Musical instruments and sheet music.....	9	4	135	113	22	303,648	11	34,273	2	21,800	122	247,675	105	109	133	134
General merchandise.....	7	12	32	26	6	66,403	11	27,395	(x)	(x)	21	39,008	30	32	32	31
Groceries and food specialties.....	229	112	3,688	2,952	736	6,802,424	1,129	2,516,852	128	805,619	2,431	3,480,053	3,412	3,425	3,007	3,609
Groceries (general line).....	94	36	2,037	1,759	278	3,568,663	493	1,053,013	66	434,640	1,478	2,081,010	1,040	1,962	2,045	2,027
Food and groceries specialties.....	135	76	1,651	1,193	458	3,233,761	636	1,463,839	62	370,879	953	1,399,043	1,472	1,463	1,222	1,642
Hardware.....	58	41	1,473	1,209	264	2,763,496	322	728,608	61	357,461	1,090	1,677,867	1,844	1,450	1,450	1,463
Hardware (general line).....	24	13	1,177	982	195	2,277,135	238	630,098	47	317,157	892	1,423,870	1,132	1,181	1,172	1,181
Hardware (specialty).....	34	28	296	227	69	486,371	84	192,670	14	40,304	198	253,997	212	269	287	282
Iron and steel scrap and other waste materials.....	17	14	279	170	109	397,094	5	21,450	11	36,438	263	339,200	278	284	262	276
Iron and steel scrap.....	4	2	65	46	20	103,841	2	10,200	4	18,700	59	74,941	65	65	65	65
Junk and scrap.....	13	12	214	125	89	293,253	3	11,250	7	17,738	204	264,265	213	219	197	211
Jewelry and optical goods.....	83	59	436	364	122	1,040,119	161	549,720	17	115,291	308	375,108	477	478	489	493
Jewelry.....	73	50	380	282	98	872,842	148	618,718	15	98,491	217	255,133	372	372	379	387
Optical goods.....	10	9	106	82	24	167,777	13	31,002	2	16,800	91	119,975	105	106	107	106
Leather and leather goods (except gloves and shoes).....	23	16	138	114	24	299,763	53	125,453	10	36,734	75	137,676	141	139	137	139
Leather and leather goods (general line).....	2	(x)	(x)	(x)	(x)	(x)	(x)	(x)	(x)	(x)	(x)	(x)	(x)	(x)	(x)	(x)
Leather and leather belting.....	6	7	33	27	6	69,500	11	20,325	7	26,684	15	22,681	30	31	31	34
Luggage and leather goods.....	8	(x)	(x)	(x)	(x)	(x)	(x)	(x)	(x)	(x)	(x)	(x)	(x)	(x)	(x)	(x)
Shoe findings.....	7	3	42	37	5	84,956	21	52,242	(x)	(x)	21	32,714	47	45	44	42
Lumber and building materials (other than metal).....	176	63	2,956	2,685	271	6,175,438	483	1,556,529	123	635,177	2,360	3,983,732	3,020	3,043	2,968	2,931
Construction and building materials (other than metal and wood).....	114	38	1,470	1,270	200	3,462,835	369	1,146,264	90	382,238	1,011	1,634,333	1,466	1,485	1,444	1,452
Lumber and mill work.....	62	25	1,486	1,415	71	2,712,603	114	410,265	33	252,939	1,330	2,049,399	1,554	1,558	1,624	1,470
Machinery, equipment, and supplies (except electrical).....	419	174	4,255	3,600	655	9,715,990	1,147	3,244,309	214	1,311,754	2,894	5,159,927	4,038	4,093	4,080	4,116
Commercial equipment and supplies.....	67	38	665	554	111	1,379,233	240	628,800	33	119,416	336	731,017	620	614	620	644
Construction equipment and supplies.....	21	12	196	177	19	470,309	60	158,349	6	37,800	140	283,250	179	205	205	213
Farm machinery and equipment.....	11	3	190	165	25	395,956	46	131,212	8	33,550	136	231,194	187	196	191	185
Manufacturing, mining and drilling machinery, equipment, and supplies.....	224	72	2,348	2,032	316	5,682,371	537	1								

TABLE 10.—EMPLOYEES ENGAGED IN WHOLESALE TRADE, BY KIND OF BUSINESS—Continued

[An (x) in column indicates that the amounts must be withheld to avoid disclosure of individual operations, but they are included in the totals]

KIND OF BUSINESS (Establishments classified by major lines of merchandise)	Number of establishments	Number of proprietors and firm members	TOTAL PAID EMPLOYEES (proprietors not included)				SALESMEN		EXECUTIVES		ALL OTHER EMPLOYEES		TOTAL EMPLOYEES ON SPECIFIED DATES			
			Number of employees			Salaries and wages	Number	Salaries	Number	Salaries	Number	Salaries	Apr. 15	July 15	Oct. 15	Dec. 15
			Total	Male	Female											
LOS ANGELES—Continued																
Metals and minerals (except petroleum and scrap).....	77	27	760	640	120	\$1,737,113	207	\$577,245	20	\$132,272	524	\$977,506	749	824	814	790
Coal.....	5	4	31	28	3	52,880	3	7,719			28	45,161	23	28	31	31
Iron and steel (except scrap).....	57	15	648	552	96	1,465,275	172	478,567	26	144,163	450	842,545	655	720	707	680
Metals and metal work (other than iron and steel).....	15	8	81	60	21	218,953	32	90,950	3	38,109	46	89,890	71	76	76	70
Paper and paper products.....	66	35	1,067	854	213	2,124,850	312	784,637	43	107,754	712	1,142,459	1,079	1,030	1,060	1,083
Paper and paper products (general line).....	20	14	629	512	117	1,312,956	180	451,500	21	100,117	428	752,339	673	637	649	641
Paper and paper products (specialty, other than specified).....	12	7	114	97	17	249,429	49	137,265	8	34,603	57	77,561	97	107	101	113
Stationery and stationery supplies.....	19	8	278	209	69	477,013	72	173,227	11	44,284	195	259,502	292	240	265	270
Wall paper.....	6	6	46	36	10	85,452	11	22,045	3	9,750	32	53,057	47	46	45	50
Petroleum and petroleum products.....	65	23	2,572	2,203	369	4,491,306	550	1,159,760	39	181,968	1,983	3,149,578	2,148	2,200	2,110	2,169
Plumbing and heating equipment and supplies.....	83	27	1,134	968	166	2,249,977	246	636,778	40	320,379	842	1,292,820	1,025	1,056	1,105	1,104
Plumbing equipment and supplies.....	64	19	1,034	883	151	2,000,382	215	539,667	38	263,855	781	1,196,860	928	967	1,008	1,007
Heating equipment and supplies.....	19	8	100	85	15	249,595	31	97,111	8	56,524	61	95,960	99	99	97	97
Tobacco and tobacco products (except leaf).....	33	23	332	292	40	605,406	177	352,011	14	67,302	141	186,123	306	314	310	312
All other.....	111	86	831	620	211	1,369,114	254	533,254	32	161,886	545	673,974	756	786	799	822
Books, periodicals, and newspapers.....	12	4	267	188	79	344,653	60	74,530	5	20,900	202	240,223	267	259	266	267
Oils and greases (animal and vegetable).....	3	(x)	(x)	(x)	(x)	(x)	(x)	(x)			(x)	(x)	(x)	(x)	(x)	(x)
Rubber goods (general line).....	1		(x)	(x)	(x)	(x)	(x)	(x)			(x)	(x)	(x)	(x)	(x)	(x)
Toxiles and textile materials (other than dry goods).....	27	28	173	120	53	325,617	45	110,478	11	79,020	117	135,210	164	172	172	172
Miscellaneous kinds of business.....	68	51	318	247	71	528,414	118	261,452	16	62,057	184	224,905	208	237	289	310

SAN FRANCISCO

Total.....	3,164	1,720	37,545	29,807	7,738	\$77,535,544	9,892	\$27,188,188	1,521	\$9,788,830	26,132	\$40,548,526	34,536	36,698	37,092	36,081
Amusement and sporting goods.....	72	26	832	556	276	1,572,779	180	477,382	22	124,271	630	971,126	817	825	824	816
Amusement and sporting goods (except cameras and motion-picture equipment and supplies).....	46	19	418	312	106	734,087	133	286,782	11	39,424	274	407,881	400	404	405	404
Cameras and motion-picture equipment and supplies.....	26	7	414	244	170	838,692	47	190,600	11	84,847	356	563,245	417	421	419	412
Automotive.....	114	44	1,539	1,314	225	3,275,627	457	1,222,692	59	237,093	1,023	1,815,842	1,498	1,510	1,507	1,463
Automobiles and other motor vehicles.....	10	2	362	320	42	818,755	12	23,011			350	795,744	405	389	388	348
Automotive equipment.....	51	16	724	614	110	1,338,978	246	634,038	24	113,294	464	641,646	682	683	670	667
Automotive parts (new and used).....	35	22	169	146	23	355,122	68	174,606	5	15,336	96	105,280	155	165	168	167
Tires and tubes.....	18	4	284	234	50	712,772	131	391,137	30	108,463	123	213,172	256	273	281	281
Chemicals, drugs, and allied products.....	175	82	2,248	1,601	657	4,706,925	530	1,705,672	85	558,371	1,633	2,442,882	2,175	2,183	2,168	2,124
Chemicals.....	52	21	551	449	102	1,343,250	103	567,015	23	102,332	365	613,903	547	540	551	543
Drugs and drug sundries (general line).....	22	15	874	656	218	1,551,349	148	449,695	20	132,359	706	909,295	854	852	845	831
Drugs and drug sundries (specialty).....	40	20	307	208	99	698,864	59	172,270	21	131,524	227	395,064	296	294	283	301
Paints, varnishes, lacquers, and enamels.....	43	19	441	325	116	889,599	129	367,170	10	118,656	293	403,773	407	418	415	375
Toilet articles and preparations.....	18	7	76	53	22	223,893	31	149,516	2	13,500	42	60,847	71	73	74	74
Dry goods and apparel.....	351	230	3,053	2,187	866	6,280,312	1,096	3,030,624	116	693,014	1,841	2,555,774	2,934	2,900	2,970	2,900
Clothing and furnishings (other than millinery and footwear).....	185	125	1,397	1,034	363	2,993,281	674	1,656,671	55	278,121	768	1,058,499	1,387	1,383	1,420	1,403
Dry goods (general line).....	31	21	590	433	157	1,083,635	167	460,830	12	60,900	411	615,896	559	534	543	545
Dry goods (specialty, other than specified).....	12	9	31	25	6	41,227	20	27,050	1	3,700	10	10,477	29	29	29	30
Millinery and millinery supplies.....	10	1	197	60	137	298,049	17	41,099	8	44,550	172	182,400	185	172	165	186
Notions.....	32	19	233	153	80	430,390	90	181,245	11	46,445	142	292,700	223	205	210	210
Hosiery goods.....	70	52	406	314	92	1,021,876	152	525,972	16	153,923	238	341,031	378	300	402	387
Shoes and other footwear.....	11	8	199	168	31	441,845	86	191,748	13	106,275	100	143,822	173	166	198	199
Electrical.....	176	64	2,369	1,877	492	5,237,435	813	2,257,618	100	551,066	1,447	2,428,751	2,235	2,290	2,336	2,204
Electrical equipment and supplies.....	53	(x)	(x)	(x)	(x)	(x)	(x)	(x)			(x)	(x)	(x)	(x)	(x)	(x)
Electrical goods, including appliances.....	91	36	1,230	969	261	2,992,541	398	1,943,891	65	331,122	707	1,817,528	1,223	1,239	1,228	1,217
Radios and radio equipment.....	30	16	460	358	102	1,000,591	135	411,891	27	153,511	298	435,189	410	422	457	443
Refrigerators (electric).....	2	(x)	(x)	(x)	(x)	(x)	(x)	(x)			(x)	(x)	(x)	(x)	(x)	(x)
Farm products (not elsewhere specified).....	135	145	583	469	114	1,130,776	90	248,172	42	277,060	451	604,944	541	569	545	530
Cotton.....	2	(x)	(x)	(x)	(x)	(x)	(x)	(x)			(x)	(x)	(x)	(x)	(x)	(x)
Flowers and nursery stock.....	61	26	246	210	36	337,132	17	40,059	12	62,320	217	234,753	220	243	227	227
Grain.....	31	31	118	87	31	343,970	25	65,880	12	107,554	81	170,845	120	118	115	113
Hides, skins, and furs.....	20	15	110	100	10	189,511	27	67,734	4	20,440	79	101,331	105	105	97	92
Livestock (other than horses and mules).....	4	3	59	38	21	134,568	17	60,155	4	20,040	38	54,373	52	53	52	59
Tobacco (leaf).....	4	7	5	2	3	4,735	1	2,400			4	2,335	5	5	5	5
Wool and mohair.....	8	4	22	15	7	47,706	2	11,600	5	16,300	15	20,400	16	26	31	16
Other farm products.....	5	(x)	(x)	(x)	(x)	(x)	(x)	(x)			(x)	(x)	(x)	(x)	(x)	(x)
Farm supplies (except machinery and equipment).....	22	14	132	94	38	321,517	34	79,544	19	114,135	79	127,838	130	127	124	119
Farm supplies (except feed and fertilizer).....	7	3	77	57	20	170,388	25	52,760	11	60,060	41	57,568	75	77	74	69
Feed.....	9	7	42	28	14	110,832	4	10,984	5	38,000	33	68,848	42	37	37	37
Fertilizer and fertilizer materials.....	6	4	13	9	4	40,297	5	15,800	3	21,075	5	8,422	13	13	13	13

CENSUS OF DISTRIBUTION

TABLE 10.—EMPLOYEES ENGAGED IN WHOLESALE TRADE, BY KIND OF BUSINESS—Continued

[An (x) in column indicates that the amounts must be withheld to avoid disclosure of individual operations, but they are included in the totals]

KIND OF BUSINESS (Establishments classified by major lines of merchandise)	Number of establishments	Number of proprietors and firm members	TOTAL PAID EMPLOYEES (proprietors not included)			SALESMEN		EXECUTIVES		ALL OTHER EMPLOYEES		TOTAL EMPLOYEES ON SPECIFIED DATES				
			Number of employees			Salaries and wages	Number	Salaries	Number	Salaries	Number	Salaries	Apr. 15	July 15	Oct. 15	Dec. 15
			Total	Male	Female											
SAN FRANCISCO—Continued																
Food products (not elsewhere specified).....	284	186	4, 658	547	\$3, 317, 830	649	\$1, 670, 547	167	\$076, 521	3, 842	\$5, 770, 262	3, 024	4, 863	4, 741	4, 155	
Confectionery and soft drinks.....	25	22	195	26	395, 263	101	220, 948	7	30, 760	87	134, 856	181	185	181	179	
Dairy products.....	13	2	407	52	770, 086	98	216, 649	7	36, 412	302	526, 924	399	402	401	406	
Poultry and poultry products.....	13	9	800	274	306, 330	21	57, 103	11	70, 736	277	268, 491	289	285	278	283	
Dairy and poultry products.....	13	13	112	31	219, 194	19	33, 074	6	49, 200	87	136, 920	110	106	107	109	
Fish and seafoods.....	23	21	357	10	25, 680	14	25, 680	27	138, 304	310	554, 411	323	349	356	342	
Fruits and vegetables (fresh).....	166	97	2, 330	2, 054	4, 110, 520	184	490, 386	32	475, 723	2, 064	3, 138, 411	785	2, 622	2, 503	1, 855	
Meats and meat products.....	31	22	948	837	1, 097, 140	212	511, 707	27	175, 396	709	1, 010, 037	932	914	933	927	
Forest products (except lumber).....	23	14	120	101	25	361, 090	30	80, 404	14	136, 037	82	136, 508	113	121	123	118
Boxes, shooks, and coopers.....	11	9	64	51	13	182, 815	13	48, 524	7	57, 600	44	76, 691	55	63	62	56
Logs, railroad ties, piles, etc.....	2	(x)	(x)	(x)	(x)	(x)	(x)	(x)	(x)	(x)	(x)	(x)	(x)	(x)	(x)	
Other forest products.....	10	(x)	(x)	(x)	(x)	(x)	(x)	(x)	(x)	(x)	(x)	(x)	(x)	(x)	(x)	
Furniture and house furnishings.....	145	89	1, 296	1, 035	261	2, 650, 523	441	1, 071, 205	50	280, 413	805	1, 307, 905	1, 232	1, 237	1, 282	1, 251
Furniture.....	64	24	327	262	65	718, 977	117	291, 145	10	46, 230	200	381, 602	323	323	310	311
House furnishings.....	72	64	827	672	155	1, 650, 416	209	662, 708	33	194, 204	525	793, 444	775	789	836	815
Musical instruments and sheet music.....	9	1	142	101	41	290, 130	55	117, 352	7	39, 910	80	132, 859	134	126	130	130
General merchandise.....	21	20	424	300	124	851, 485	95	252, 220	35	194, 491	294	404, 774	401	407	440	413
Groceries and food specialties.....	320	153	4, 801	3, 855	1, 006	9, 412, 266	1, 478	3, 551, 452	155	1, 346, 242	3, 228	4, 514, 572	4, 048	4, 632	4, 720	4, 657
Groceries (general line).....	112	37	2, 149	1, 822	327	3, 885, 206	659	1, 397, 137	30	598, 605	1, 460	1, 892, 460	2, 017	2, 018	2, 040	2, 028
Food and grocery specialties.....	208	116	2, 712	2, 033	679	5, 524, 059	819	2, 154, 315	125	747, 637	1, 768	2, 622, 106	2, 031	2, 614	2, 674	2, 628
Hardware.....	68	48	1, 422	1, 117	305	2, 581, 109	288	744, 306	39	264, 222	1, 095	1, 672, 071	1, 391	1, 403	1, 402	1, 417
Hardware (general line).....	44	28	1, 365	1, 073	202	2, 482, 491	271	700, 539	35	245, 647	1, 059	1, 527, 255	1, 330	1, 349	1, 347	1, 351
Hardware (specialty).....	24	20	67	44	13	98, 708	17	34, 717	4	18, 575	36	45, 410	55	64	65	56
Iron and steel scrap and other waste material.....	34	23	327	220	107	532, 342	2	8, 473	12	81, 274	313	442, 505	320	343	318	320
Iron and steel scrap.....	5	4	28	26	2	53, 753			2	12, 000	26	41, 753	27	27	28	28
Junk and scrap.....	24	19	180	112	74	276, 556			5	20, 374	181	256, 182	185	208	182	167
Waste rubber, rags, and paper.....	5	113	82	31		202, 033	2	8, 473	5	48, 900	106	144, 060	108	108	108	108
Jewelry and optical goods.....	95	64	649	475	174	1, 061, 413	214	720, 233	33	291, 889	397	649, 291	590	590	640	659
Jewelry.....	87	63	423	301	122	1, 233, 430	169	594, 137	33	247, 679	221	391, 614	413	412	415	433
Optical goods.....	11	1	226	174	52	427, 988	45	126, 096	5	44, 210	176	257, 677	177	178	231	226
Leather and leather goods (except gloves and shoes).....	32	21	233	204	20	514, 181	62	164, 056	11	63, 188	160	230, 937	231	220	201	194
Leather and leather goods (general line).....	4	3	6	5	1	10, 067	3	6, 829			3	4, 138	0	6	6	6
Leather and leather belting.....	12	8	122	110	12	282, 459	17	47, 955	9	54, 860	96	170, 044	110	104	87	71
Luggage and leather goods.....	9	7	41	33	8	96, 816	17	53, 024	2	8, 328	22	34, 864	44	45	43	41
Saddlery and harness.....	1	(x)	(x)	(x)	(x)	(x)	(x)	(x)		(x)	(x)	(x)	(x)	(x)	(x)	(x)
Shoe findings and outstook.....	6	(x)	(x)	(x)	(x)	(x)	(x)	(x)		(x)	(x)	(x)	(x)	(x)	(x)	(x)
Lumber and building materials (other than metal).....	159	67	1, 408	1, 111	297	3, 722, 041	385	1, 284, 787	109	761, 090	914	1, 076, 164	1, 384	1, 373	1, 400	1, 399
Construction and building materials (other than metal and wood).....	83	39	632	534	98	1, 478, 002	221	657, 782	33	174, 799	378	646, 021	614	601	630	608
Lumber and millwork.....	76	28	770	577	109	2, 243, 439	164	627, 005	76	586, 291	536	1, 030, 143	770	772	770	752
Machinery, equipment, and supplies (except electrical).....	456	194	4, 143	3, 323	820	8, 892, 320	1, 182	3, 457, 272	171	931, 049	2, 790	4, 503, 999	3, 953	4, 074	4, 142	4, 177
Commercial equipment and supplies.....	60	33	618	498	120	1, 101, 953	193	401, 606	18	77, 973	407	622, 379	605	647	647	647
Construction equipment and supplies.....	8	1	63	53	10	181, 408	33	105, 780	3	16, 500	27	59, 128	56	61	62	62
Farm machinery and equipment.....	15	4	244	215	29	495, 511	78	180, 299	11	70, 115	155	245, 097	239	244	240	238
Manufacturing, mining, and drilling machinery, equipment, and supplies.....	242	62	2, 108	1, 702	406	4, 791, 136	638	2, 004, 772	97	508, 744	1, 373	2, 279, 620	2, 051	2, 088	2, 112	2, 114
Professional equipment and supplies.....	55	29	487	361	126	916, 365	89	273, 841	17	99, 802	381	542, 602	423	428	407	476
Service equipment and supplies.....	47	20	450	361	89	998, 359	124	398, 018	15	98, 510	311	501, 831	411	431	439	437
Transportation equipment and supplies.....	29	15	173	133	40	407, 578	27	92, 956	10	61, 340	136	253, 282	108	175	175	173
Metals and minerals (except petroleum and scrap).....	88	29	1, 012	852	160	2, 565, 401	243	981, 588	34	289, 000	735	1, 204, 813	974	1, 017	1, 022	1, 017
Coal.....	6	2	53	49	4	170, 451	5	15, 900	3	57, 000	45	95, 951	52	51	54	53
Iron and steel (except scrap).....	59	18	777	606	111	1, 847, 890	169	688, 540	23	140, 100	585	1, 013, 220	751	770	830	759
Metals and metal work (other than iron and steel).....	23	9	182	137	46	547, 090	69	277, 148	8	85, 300	105	184, 642	171	187	202	185
Paper and paper products.....	74	31	1, 323	986	337	2, 711, 988	346	1, 001, 653	43	208, 034	934	1, 442, 301	1, 201	1, 217	1, 201	1, 258
Paper and paper products (general line).....	29	10	569	465	104	1, 105, 424	136	464, 621	19	82, 570	304	618, 233	580	533	564	562
Paper and paper products (specialty, other than specified).....	19	6	92	67	25	238, 538	35	116, 214	4	42, 098	53	80, 520	89	89	89	82
Stationery and stationery supplies.....	26	15	625	427	198	1, 225, 128	112	384, 835	18	135, 550	496	704, 743	495	508	612	594
Wall paper.....	3	3	37	27	10	82, 593	13	35, 983	2	7, 816	22	38, 790	37	37	30	35
Petroleum and petroleum products.....	36		1, 891	1, 616	275	3, 869, 791	312	793, 753	70	589, 288	1, 500	2, 486, 750	1, 893	1, 895	1, 870	1, 851
Plumbing and heating equipment and supplies.....	90	40	1, 045	861	184	2, 220, 114	265	817, 543	54	331, 052	726	1, 079, 919	1, 014	1, 037	1, 050	1, 058
Plumbing equipment and supplies.....	68	23	893	737	150	1, 865, 077	210	657, 537	42	272, 347	641	935, 193	865	887	908	911
Heating equipment and supplies.....	32	17	152	124	28	354, 037	55	160, 006	12	59, 305	85	144, 726	149	150	148	147
Tobacco and tobacco products (except leaf).....	34	23	617	516	101	1, 159, 485	324	679, 208	11	62, 955	282	417, 322	532	530	537	559
All other.....	147	113	1, 354	936	418	2, 968, 295	376	983, 784	56	364, 925	922	1, 614, 586	1, 305	1, 326	1, 361	1, 332
Books, periodicals, and newspapers.....	26	18	480	306	174	953, 479	111	258, 125	6	39, 613	363	655, 741	455	460	470	473
Oils and greases (animal and vegetable).....	7	5	37	25	12	97, 131	6	24, 598	4	20, 800	27	51, 733	35	36	39	35
Rubber goods (general line).....	5		262	208	54	602, 310	104	307, 113	6	30, 512	152	264, 685	264	262	275	262
Textiles and textile materials (other than dry goods).....	33	29	124	85	39	366, 046	45	138, 730	10	90, 916	69	136, 400	122	123	119	

TABLE 11.—CLASSIFICATION OF WHOLESALE MERCHANTS¹ ACCORDING TO NET SALES, BY KIND OF BUSINESS

THE STATE

[Net sales and expenses expressed in thousands of dollars]

KIND OF BUSINESS (Establishments classified by major lines of merchandise)	TOTAL			UNDER \$25,000			\$25,000 TO \$40,000			\$50,000 TO \$90,000			\$100,000 TO \$100,000		
	Number of establishments	Net sales	Total ex-penses including salaries and wages	Number of establishments	Net sales	Total ex-penses	Number of establishments	Net sales	Total ex-penses	Number of establishments	Net sales	Total ex-penses	Number of establishments	Net sales	Total ex-penses
Total.....	4,768	1,694,372	208,325	889	10,309	2,898	634	23,057	4,840	833	60,439	12,224	817	116,148	10,701
Amusement and sporting goods.....	80	12,727	2,331	16	236	50	8	203	72	19	1,271	321	15	2,160	437
Automotive.....	317	119,075	17,382	56	704	220	67	2,507	659	75	5,130	1,418	54	7,401	2,091
Chemicals, drugs, and allied products.....	179	60,472	10,145	52	642	214	27	1,030	219	33	2,191	455	25	3,694	702
Dry goods and apparel.....	372	101,874	13,390	53	690	130	53	1,870	331	73	5,638	707	68	9,807	1,094
Electrical.....	175	67,945	12,610	22	289	91	21	785	288	25	1,780	430	33	4,722	1,190
Farm products (not elsewhere specified).....	180	95,258	6,182	63	514	119	20	701	224	21	1,445	342	24	3,143	435
Farm supplies (except machinery and equipment).....	81	31,634	2,653	7	47	17	11	422	55	10	789	143	15	2,151	232
Food products (not elsewhere specified).....	932	274,263	27,971	165	2,030	399	120	4,599	692	150	10,944	1,336	173	24,674	2,884
Forest products (except lumber).....	35	10,755	1,186	6	40	12	6	190	58	8	515	101	4	497	80
Furniture and house furnishings.....	157	35,172	6,724	37	471	142	16	557	124	32	2,421	692	35	5,683	943
General merchandise.....	17	10,720	1,176	1	18	5				4	285	43	6	923	78
Groceries and food specialties.....	443	284,480	21,908	59	672	151	30	1,035	170	70	4,972	803	66	9,668	1,177
Hardware.....	75	53,932	9,755	9	103	36	8	253	51	16	1,138	237	13	1,917	330
Iron and steel scrap and other waste materials.....	154	18,898	3,000	76	593	156	26	901	181	14	1,005	186	14	1,791	334
Jewelry and optical goods.....	111	17,057	3,428	27	393	109	19	684	133	25	1,707	282	16	2,076	387
Leather and leather goods (except gloves and shoes).....	44	8,156	1,036	7	86	19	6	231	30	13	1,000	175	7	940	124
Lumber and building materials (other than metal).....	272	97,548	14,711	34	425	136	27	981	245	47	3,312	792	51	7,406	1,502
Machinery, equipment, and supplies (except electrical).....	481	120,320	19,116	90	1,094	422	91	3,320	811	93	6,046	2,036	80	11,653	2,568
Metals and minerals (except petroleum and scrap).....	79	22,881	3,737	14	142	51	8	335	34	15	1,109	220	13	1,873	377
Paper and paper products.....	104	42,768	6,515	14	196	54	8	312	46	20	1,540	325	22	2,906	666
Petroleum and petroleum products.....	86	27,541	5,020	18	238	85	9	329	54	16	1,176	290	12	1,692	343
Plumbing and heating equipment and supplies.....	130	42,914	8,308	10	135	48	11	427	135	22	1,696	376	27	3,818	663
Tobacco and tobacco products (except leaf).....	88	75,472	4,172	3	56	7	4	147	34	6	458	30	13	1,887	121
All other.....	171	55,306	5,173	44	490	154	32	1,142	203	26	1,956	386	31	4,170	877

KIND OF BUSINESS (Establishments classified by major lines of merchandise)	\$200,000 TO \$299,999			\$300,000 TO \$399,999			\$400,000 TO \$499,999			\$500,000 TO \$1,000,000			OVER \$1,000,000		
	Number of establishments	Net sales	Total ex-penses	Number of establishments	Net sales	Total ex-penses	Number of establishments	Net sales	Total ex-penses	Number of establishments	Net sales	Total ex-penses	Number of establishments	Net sales	Total ex-penses
Total.....	432	106,094	17,494	264	91,739	13,334	155	69,478	11,192	392	275,117	35,327	347	941,991	91,294
Amusement and sporting goods.....	10	2,461	443	3	1,061	210	3	1,360	181	5	2,835	447	1	1,044	164
Automotive.....	13	3,266	809	12	4,253	1,125	6	2,709	698	10	6,846	1,538	24	86,769	8,815
Chemicals, drugs, and allied products.....	14	3,292	937	4	1,328	292	3	1,399	193	8	5,906	777	13	40,990	6,350
Dry goods and apparel.....	38	9,454	1,152	21	7,354	1,036	14	6,170	1,006	34	23,731	2,635	18	37,154	5,209
Electrical.....	15	3,809	1,015	15	4,822	970	5	2,213	663	21	13,608	2,660	18	35,611	5,337
Farm products (not elsewhere specified).....	11	2,662	225	8	2,657	195	3	1,302	155	9	6,086	685	21	76,748	3,802
Farm supplies (except machinery and equipment).....	13	3,982	315	3	1,053	62	4	1,704	318	10	6,704	644	8	15,532	867
Food products (not elsewhere specified).....	81	19,991	2,484	62	21,519	2,290	35	15,682	1,845	84	59,485	6,250	66	115,336	9,791
Forest products (except lumber).....	2	473	71	2	681	68	1	465	42	5	3,215	673	1	4,670	81
Furniture and house furnishings.....	11	2,646	431	7	2,528	631	4	1,816	464	9	6,125	1,393	0	13,525	2,014
General merchandise.....							2	920	84		1,424	183	2	13,159	783
Groceries and food specialties.....	43	10,734	1,105	29	10,306	1,257	16	7,290	804	60	44,163	3,881	70	195,040	12,600
Hardware.....	4	1,027	124	3	1,022	152	3	1,279	209	5	3,203	685	14	43,985	7,871
Iron and steel scrap and other waste materials.....	11	2,699	455	2	648	71	3	1,332	180	2	1,495	244	6	8,434	1,194
Jewelry and optical goods.....	5	1,254	273	6	2,049	327	8	3,532	637	3	2,257	433	2	3,705	847
Leather and leather goods (except gloves and shoes).....	3	773	171	3	1,067	179				4	3,050	736	1	1,000	202
Lumber and building materials (other than metal).....	37	8,987	2,117	13	4,542	834	12	5,231	900	32	22,002	2,855	19	44,957	5,154
Machinery, equipment, and supplies (except electrical).....	42	10,176	2,189	26	8,868	1,750	8	3,647	963	25	16,702	3,146	20	57,914	5,222
Metals and minerals (except petroleum and scrap).....	7	1,685	302	5	1,783	233	5	2,166	458	5	3,622	456	7	10,160	1,600
Paper and paper products.....	13	3,410	640	6	2,128	348	5	2,304	462	8	5,415	910	8	24,557	3,055
Petroleum and petroleum products.....	9	2,136	384	6	2,078	109	3	1,399	162	8	5,301	830	5	13,192	2,757
Plumbing and heating equipment and supplies.....	21	4,841	879	16	5,701	1,007	4	1,832	308	10	7,366	1,327	9	17,068	3,631
Tobacco and tobacco products (except leaf).....	14	3,453	195	11	3,959	208	4	1,790	78	23	17,397	889	10	46,415	2,601
All other.....	15	3,780	769	1	332	83	4	1,876	276	10	7,179	1,050	8	34,381	1,375

¹ For the purposes of this tabulation the term wholesale merchants is used to cover importers, supply and machinery distributors, and wholesale merchants (including jobbers and semi-jobbers). It is not synonymous with "Wholesalers Only."

TABLE 11.—CLASSIFICATION OF WHOLESALE MERCHANTS ACCORDING TO NET SALES, BY KIND OF BUSINESS—Continued

SAN FRANCISCO

[Net sales and expenses expressed in thousands of dollars]

KIND OF BUSINESS (Establishments classified by major lines of merchandise)	TOTAL			UNDER \$25,000			\$25,000 TO \$40,000			\$40,000 TO \$50,000			\$50,000 TO \$100,000		
	Number of establishments	Net sales	Total expenses (including salaries and wages)	Number of establishments	Net sales	Total expenses	Number of establishments	Net sales	Total expenses	Number of establishments	Net sales	Total expenses	Number of establishments	Net sales	Total expenses
Total.....	1,485	878,743	76,850	279	3,325	887	172	6,246	1,415	235	17,293	3,795	245	35,235	6,307
Amusement and sporting goods.....	38	5,027	1,168	9	138	29	4	154	44	9	578	163	6	885	170
Automotive.....	46	27,215	4,249	6	102	32	8	289	87	8	615	202	4	607	173
Chemicals, drugs, and allied products.....	69	19,193	3,505	18	249	102	14	544	145	11	749	168	12	1,808	349
Dry goods and apparel.....	160	56,286	8,460	18	239	51	22	779	159	28	2,121	388	28	4,174	593
Electrical.....	61	24,020	4,857	7	88	26	6	238	124	6	421	86	13	1,802	589
Farm products (not elsewhere specified).....	100	55,978	1,074	45	310	51	8	200	43	10	714	143	10	1,400	284
Farm supplies (except machinery and equipment).....	11	6,911	495	1	2	1							3	489	60
Food products (not elsewhere specified).....	197	73,542	7,457	39	535	107	31	1,082	172	25	1,941	270	31	4,518	544
Forest products (except lumber).....	14	6,742	575	3	34	10	1	26	1	2	114	15	2	222	13
Furniture and house furnishings.....	59	14,603	2,947	17	205	59	5	169	32	9	653	172	13	1,906	372
General merchandise.....	11	16,043	1,272							2	154	25	3	396	27
Groceries and food specialties.....	169	139,842	9,395	9	136	26	3	83	8	24	1,601	259	32	4,777	633
Hardware.....	28	21,210	4,192	2	24	1	5	162	21	8	538	96	4	522	100
Iron and steel scrap and other waste materials.....	30	7,219	1,132	12	98	31	6	234	52	2	143	56	5	617	94
Jewelry and optical goods.....	49	8,462	1,503	11	170	29	3	104	10	12	873	142	9	1,196	189
Leather and leather goods (except gloves and shoes).....	14	4,220	834	2	15	1	2	77	16	2	154	30	2	341	27
Lumber and building materials (other than metal).....	71	32,604	3,106	10	114	32	4	150	39	11	818	252	12	1,608	432
Machinery, equipment, and supplies (except electrical).....	160	23,761	5,317	41	401	187	25	913	270	35	2,673	753	28	3,904	914
Metals and minerals (except petroleum and scrap).....	22	7,888	1,301	3	33	6	2	83	8	2	122	28	4	567	101
Paper and paper products.....	28	18,022	2,544	2	24	8	2	82	3	5	304	65	5	739	252
Petroleum and petroleum products.....	13	11,580	2,614	1	13	2	1	38	12	2	129	102	2	332	28
Plumbing and heating equipment and supplies.....	37	16,387	2,962	1	15	5	5	193	30	9	698	184	5	604	140
Tobacco and tobacco products (except leaf).....	25	42,949	2,243	2	36	6	3	103	34	1	41	7	3	427	34
All other.....	74	30,549	2,748	20	254	85	12	444	96	12	909	180	9	1,104	180

KIND OF BUSINESS (Establishments classified by major lines of merchandise)	\$200,000 TO \$299,999			\$300,000 TO \$399,999			\$400,000 TO \$499,999			\$500,000 TO \$1,000,000			OVER \$1,000,000		
	Number of establishments	Net sales	Total expenses	Number of establishments	Net sales	Total expenses	Number of establishments	Net sales	Total expenses	Number of establishments	Net sales	Total expenses	Number of establishments	Net sales	Total expenses
Total.....	147	36,020	6,462	77	26,873	4,600	48	21,364	3,670	142	100,974	12,865	140	431,423	36,949
Amusement and sporting goods.....	5	1,206	307	3	1,061	252	1	434	85	1	571	118			
Automotive.....	6	1,539	387	3	1,032	347	1	403	90	2	1,102	131	7	21,466	2,761
Chemicals, drugs, and allied products.....	4	955	401	1	360	105	2	903	123	4	2,726	442	3	10,959	1,070
Dry goods and apparel.....	18	4,581	639	9	3,089	492	8	3,475	664	18	11,851	1,497	12	47,057	1,047
Electrical.....	9	2,305	663	5	1,650	466	2	891	215	6	3,800	961	7	12,765	1,727
Farm products (not elsewhere specified).....	5	1,210	117	4	1,327	83	2	877	140	4	2,784	66	11	20,057	823
Farm supplies (except machinery and equipment).....	2	418	63							3	2,035	104	2	3,017	217
Food products (not elsewhere specified).....	17	4,034	655	11	3,778	363	7	3,129	585	17	12,734	1,236	19	41,741	3,525
Forest products (except lumber).....	2	216	45	1	336	48				2	1,115	362	1	4,679	81
Furniture and house furnishings.....	7	1,679	307	3	1,105	285				2	1,320	477	3	7,506	1,243
General merchandise.....										2	1,424	213	2	13,159	963
Groceries and food specialties.....	25	6,255	598	11	3,986	580	5	2,253	148	29	20,826	1,696	31	99,665	5,447
Hardware.....	1	237	11				2	877	169	1	768	165	5	18,082	3,599
Iron and steel scrap and other waste materials.....	1	254	37				1	766	118	3	766	118	3	5,107	744
Jewelry and optical goods.....	3	738	112	3	932	187	5	2,132	401	3	2,257	433			
Leather and leather goods (except gloves and shoes).....	2	502	117	1	372	63				2	1,760	369	1	1,000	202
Lumber and building materials (other than metal).....	8	2,119	316	3	1,127	204	3	1,384	323	14	9,800	895	6	15,484	613
Machinery, equipment, and supplies (except electrical).....	9	2,026	488	9	3,109	690	1	449	86	10	6,788	1,453	2	3,318	526
Metals and minerals (except petroleum and scrap).....	3	755	146	2	749	97	1	422	86	2	1,617	206	3	3,540	623
Paper and paper products.....	5	1,313	221	1	365	69	1	489	122	2	1,210	273	5	14,006	1,546
Petroleum and petroleum products.....	2	409	137				1	412	81	2	1,532	207	2	8,715	2,095
Plumbing and heating equipment and supplies.....	3	701	145	5	1,719	302				4	3,242	592	5	8,245	1,555
Tobacco and tobacco products (except leaf).....	4	990	74	2	776	32	1	499	8	5	4,392	116	4	35,665	1,932
All other.....	6	1,528	476				3	1,405	101	6	4,445	735	6	20,370	886

TABLE 13.—COMMODITY SALES BY KIND OF BUSINESS AND TYPE OF ESTABLISHMENT¹

COMMODITY COVERAGE

[In thousands of dollars]

KIND OF BUSINESS (Establishments classified by major lines of merchandise)	Net sales	Volume of commodity coverage ²	Per cent of commodity coverage	KIND OF BUSINESS (Establishments classified by major lines of merchandise)	Net sales	Volume of commodity coverage	Per cent of commodity coverage
Total.....	4, 169, 323	3, 835, 445	92.2	Hardware.....	67, 555	65, 504	97.1
Amusement and sporting goods.....	47, 527	47, 323	99.0	Iron and steel scrap and other waste materials.....	19, 807	19, 074	96.3
Automotive.....	160, 057	159, 880	99.9	Jewelry and optical goods.....	33, 954	33, 508	99.0
Chemicals, drugs, and allied products.....	157, 803	151, 867	96.2	Leather and leather goods (except gloves and shoes).....	12, 376	12, 071	97.5
Dry goods and apparel.....	195, 740	194, 487	99.4	Lumber and building materials (other than metal)	224, 128	218, 094	97.0
Electrical.....	175, 245	172, 031	98.5	Machinery, equipment, and supplies (except electrical).....	279, 521	266, 653	95.4
Farm products (not elsewhere specified).....	201, 821	161, 542	80.0	Metals and minerals (except petroleum and scrap).....	152, 027	144, 973	95.4
Farm supplies (except machinery and equipment).....	40, 590	34, 623	74.3	Paper and paper products.....	67, 441	65, 463	97.1
Food products (not elsewhere specified).....	776, 412	557, 973	71.9	Petroleum and petroleum products.....	395, 111	393, 743	99.7
Forest products (except lumber).....	21, 231	20, 738	97.7	Plumbing and heating equipment and supplies.....	64, 638	63, 495	98.2
Furniture and house furnishings.....	74, 574	72, 809	97.6	Tobacco and tobacco products (except leaf).....	110, 007	117, 074	98.3
General merchandise.....	37, 385	36, 977	98.9	All other.....	115, 430	113, 012	98.4
Groceries and food specialties.....	713, 283	709, 988	99.5				

COMMODITY SALES

[In thousands of dollars]

COMMODITY BY KIND OF BUSINESS AND TYPE OF ESTABLISHMENT	Net sales	COMMODITY BY KIND OF BUSINESS AND TYPE OF ESTABLISHMENT	Net sales	COMMODITY BY KIND OF BUSINESS AND TYPE OF ESTABLISHMENT	Net sales
Aluminum ingots, bars, and sheets (0.1 per cent of commodity sales).....	2, 310	Automotive equipment, parts, and accessories—Continued.		Barbers' equipment and supplies (0.1 per cent of commodity sales).....	2, 480
Hardware trade:		Electrical trade—Continued.		Chemical, drug, and allied products trade:	
Wholesale merchants.....	107	Manufacturers' sales branches.....	252	Manufacturers' agents.....	394
Machinery, equipment, and supplies (except electrical) trade:		Wholesale merchants.....	713	Leather and leather goods (except gloves and shoes) trade:	
Wholesale merchants.....	5	Forest products (except lumber) trade:		Manufacturers' agents.....	9
Metals and minerals (except petroleum and scrap) trade:		Manufacturers' sales branches.....	11	Machinery, equipment, and supplies (except electrical) trade:	
Manufacturers' sales branches.....	1, 970	General merchandise trade:		Manufacturers' agents.....	300
Wholesale merchants.....	164	Commission merchants.....	45	Wholesale merchants.....	1, 767
All other trades:		Export commission houses.....	13	All other trades:	
Commission merchants.....	1	Importers.....	0	Wholesale merchants.....	1
Automobiles, trucks, and tractors, new and used (1.9 per cent of commodity sales).....	73, 640	Wholesale merchants.....	64	Books, magazines, and newspapers (0.3 per cent of commodity sales).....	11, 550
Automotive trade:		Hardware trade:		Amusement and sporting goods trade:	
Export merchants.....	26	Importers.....	2	Manufacturers' sales branches.....	57
Manufacturers' agents.....	63	Manufacturers' agents.....	47	Wholesale merchants.....	23
Manufacturers' sales branches.....	1, 438	Wholesale merchants.....	736	Dry goods and apparel trade:	
Wholesale merchants.....	68, 551	Leather and leather goods (except gloves and shoes) trade:		Manufacturers' sales branches.....	12
Electrical trade:		Manufacturers' sales branches.....	48	Machinery, equipment, and supplies (except electrical) trade:	
Manufacturers' sales branches.....	72	Wholesale merchants.....	111	Manufacturers' sales branches.....	175
Farm products (not elsewhere specified) trade:		Machinery, equipment, and supplies (except electrical) trade:		Wholesale merchants.....	4
Export merchants.....	3	Export commission houses.....	81	Paper and paper products trade:	
General merchandise trade:		Export merchants.....	2	Wholesale merchants.....	1, 417
Commission merchants.....	68	Manufacturers' agents.....	336	Tobacco products trade:	
Export commission houses.....	7	Manufacturers' sales branches.....	65	Wholesale merchants.....	20
Export merchants.....	5	Selling agents.....	55	All other trades:	
Wholesale merchants.....	7	Wholesale merchants.....	376	Brokers.....	2
Machinery, equipment, and supplies (except electrical) trade:		Paper and paper products trade:		Commission merchants.....	314
District and general sales offices.....	658	Wholesale merchants.....	11	Export commission houses.....	5
Manufacturers' agents.....	23	Petroleum and petroleum products trade:		Manufacturers' agents.....	498
Manufacturers' sales branches.....	2, 463	Wholesale merchants.....	8	Manufacturers' sales branches.....	2, 784
Selling agents.....	71	All other trades:		Selling agents.....	370
Wholesale merchants.....	154	Brokers.....	1	Wagon distributors.....	209
All other trades:		Drop shippers.....	2	Wholesale merchants.....	5, 660
Export merchants.....	14	Export merchants.....	1	Brick, tile, and terra cotta (0.3 per cent of commodity sales).....	10, 379
Importers.....	6	Import commission merchants.....	2	Electrical trade:	
Import commission merchants.....	7	Manufacturers' sales branches.....	3, 171	Manufacturers' agent.....	1
Wholesale merchants.....	4	Wholesale merchants.....	5, 718	Manufacturers' sales branches.....	629
Automotive equipment, parts, and accessories (2.5 per cent of commodity sales).....	96, 079	Bakery products (cakes, biscuits, crackers, etc.) (0.3 per cent of commodity sales).....	12, 117	General merchandise trade:	
Amusement and sporting goods trade:		Food products (not elsewhere specified) trade:		Commission merchants.....	48
Wholesale merchants.....	10	Manufacturers' sales branches.....	32	Importers.....	30
Automotive trade:		Wholesale merchants.....	5	Lumber and building materials (other than metal) trade:	
Commission merchants.....	13	General merchandise trade:		Importers.....	232
Export merchants.....	701	Wholesale merchants.....	3	Manufacturers' agents.....	661
Manufacturers' agents.....	5, 182	Grocery and food specialties trade:		Manufacturers' sales branches.....	6, 230
Manufacturers' sales branches.....	33, 458	Brokers.....	7	Selling agents.....	60
Selling agents.....	1, 113	Cash-and-carry wholesalers.....	27	Wholesale merchants.....	1, 988
Warehouses (distributing).....	95	Chain store warehouses.....	75	Machinery, equipment, and supplies (except electrical) trade:	
Wholesale merchants.....	41, 805	Commissaries.....	1	Manufacturers' agents.....	94
Chemical, drug, and allied products trade:		Cooperative buying associations.....	269	Manufacturers' sales branches.....	398
Importers.....	1	Export merchants.....	35	Metals and minerals (except petroleum and scrap) trade:	
Manufacturers' sales branches.....	1, 626	Importers.....	12	Importers.....	8
Dry goods and apparel trade:		Manufacturers' agents.....	6, 023		
Importers.....	100	Manufacturers' sales branches.....	1		
Electrical trade:		Selling agents.....	3		
Manufacturers' agents.....		Wagon distributors.....	38		
		Wholesale merchants.....	4, 685		
		Wholesaling manufacturers.....	1		

¹The first part of this table indicates the extent of commodity coverage, i. e., the amount and percentage of the total net sales that have been broken down by commodities. This information is presented for each of the 24 principal kinds of business classifications. In the second part of the table the commodities are arranged alphabetically. Under each commodity the sales of that commodity are shown by trades and by types of distributors operating within each trade. For explanation of commodities included in each classification see complete text, page 7.

²The breakdown of sales by commodities was in some cases reported on the basis of gross sales rather than net sales. For this reason, the commodity sales may in some instances exceed the total net sales by the amount of returned goods and allowances of those returns in which gross sales were used as a basis for reporting the sales by commodities.

TABLE 13.—COMMODITY SALES BY KIND OF BUSINESS AND TYPE OF ESTABLISHMENT—Continued

[In thousands of dollars]

COMMODITY BY KIND OF BUSINESS AND TYPE OF ESTABLISHMENT	Net sales	COMMODITY BY KIND OF BUSINESS AND TYPE OF ESTABLISHMENT	Net sales	COMMODITY BY KIND OF BUSINESS AND TYPE OF ESTABLISHMENT	Net sales
Cigars, cigarettes, and tobacco—Continued.		Coal and coke—Continued.		Cotton, raw, including linters—Continued.	
Tobacco products trade:		Metals and minerals trade—Continued.		Machinery, equipment, and supplies (except electrical) trade:	
Brokers.....	36	Importers.....	172	Manufacturers' sales branches.....	26
Cash-and-carry wholesalers.....	3,237	Manufacturers' sales branches.....	8	All other trades:	
Chain-store warehouses.....	537	Selling agents.....	1,192	Brokers.....	25
Manufacturers' agents.....	48	Wholesale merchants.....	770	Export merchants.....	1,090
Manufacturers' sales branches.....	39,415	All other trades:		Importers.....	320
Wagon distributors.....	18	Export commission houses.....	32	Selling agents.....	150
Wholesale merchants.....	67,768	Wholesale merchants.....	2		
All other trades:		Confectionery and soft drinks (1.1 per cent of commodity sales)	42,058	Dairy products and eggs (5.1 per cent of commodity sales)	193,680
Importers.....	1	Amusements and sporting goods trade:		Food products (not elsewhere specified) trade:	
Clothing and furnishings, men's and boys' (1.0 per cent of commodity sales)	39,161	Wholesale merchants.....	3	Brokers.....	3,653
Amusement and sporting goods trade:		Automotive trade:		Chain store warehouses.....	3,801
Manufacturers' agents.....	52	Wholesale merchants.....	5	Commission merchants.....	361
Manufacturers' sales branches.....	303	Chemical, drug, and allied products trade:		Cooperative marketing associations.....	12,545
Wholesale merchants.....	94	Importer.....	1	Cooperative sales agencies.....	17,817
Automotive trade:		Manufacturers' agents.....	8	Drop shippers.....	155
Wholesale merchants.....	5	Manufacturers' sales branches.....	515	Export merchants.....	8
Chemical, drug, and allied products trade:		Wholesale merchants.....	1,045	Manufacturers' agents.....	652
Manufacturers' sales branches.....	122	Dry goods and apparel trade:		Manufacturers' sales branches.....	45,780
Dry goods and apparel trade:		Wholesale merchants.....	80	Selling agents.....	67
Auction companies.....	272	Food products (not elsewhere specified) trade:		Wagon distributors.....	12,930
Brokers.....	25	Manufacturers' agents.....	5	Wholesale merchants.....	63,906
Chain-store warehouses.....	1,763	Manufacturers' sales branches.....	1,138	Assemblers.....	3,120
Commission merchants.....	75	Wagon distributors.....	2,551	Wholesaling manufacturers.....	750
Mail-order wholesalers.....	82	Wholesale merchants.....	1,165	Grocery and food specialties trade:	
Manufacturers' agents.....	6,771	Wholesaling manufacturers.....	2,414	Brokers.....	1,788
Manufacturers' sales branches.....	8,389	Grocery and food specialties trade:		Cash-and-carry wholesalers.....	919
Selling agents.....	504	Brokers.....	1,043	Chain store warehouses.....	1,731
Wholesale merchants.....	10,567	Cash-and-carry wholesalers.....	1,454	Commissaries.....	1
General merchandise trade:		Chain-store warehouses.....	1,740	Cooperative buying associations.....	302
Auction companies.....	11	Commissaries.....	28	Drop shippers.....	53
Cooperative marketing associations.....	55	Cooperative buying associations.....	402	Export merchants.....	6,688
Export commission houses.....	9	Export merchants.....	142	Importers.....	888
Wholesale merchants.....	545	Importers.....	232	Manufacturers' agents.....	2,482
Machinery, equipment, and supplies (except electrical) trade:		Manufacturers' agents.....	1,258	Manufacturers' sales branches.....	3,865
Purchasing agents.....	42	Manufacturers' sales branches.....	4,332	Wagon distributors.....	255
Selling agents.....	73	Wagon distributors.....	545	Wholesale merchants.....	11,089
Wholesale merchants.....	59	Wholesale merchants.....	984	General merchandise trade:	
All other trades:		General merchandise trade:	14,280	Import merchants.....	5
Export merchants.....	6	Export commission houses.....	3	Drugs and drug sundries (1.3 per cent of commodity sales)	50,625
Manufacturers' sales branches.....	187	Wholesale merchants.....	27	Amusement and sporting goods trade:	
Wholesale merchants.....	130	Paper and paper products trade:		Importers.....	2
Clothing, women's and children's (1.4 per cent of commodity sales)	53,504	Wholesale merchants.....	54	Wholesale merchants.....	51
Amusement and sporting goods trade:		Tobacco products trade:		Automotive trade:	
Wholesale merchants.....	4	Cash-and-carry wholesalers.....	746	Manufacturers' sales branches.....	282
Chemical, drug, and allied products trade:		Chain-store warehouses.....	44	Chemical, drug, and allied products trade:	
Manufacturers' sales branches.....	92	Manufacturers' sales branches.....	20	Brokers.....	10
Dry goods and apparel trade:		Wholesale merchants.....	4,680	Chain store warehouses.....	3,842
Auction companies.....	22	All other trades:		Importers.....	815
Brokers.....	363	Import commission merchants.....	2	Manufacturers' agents.....	2,454
Chain-store warehouses.....	80	Manufacturers' agents.....	3	Manufacturers' sales branches.....	6,907
Commission merchants.....	728	Wagon distributors.....	2	Selling agents.....	3,220
Drop shippers.....	133	Wholesale merchants.....	236	Wholesale merchants.....	31,648
Importers.....	928	Copper ingots, bars, sheets, shapes, etc. (0.3 per cent of commodity sales)	11,777	Dry goods and apparel trade:	
Manufacturers' agents.....	9,727	Electrical trade:		Manufacturers' agents.....	5
Manufacturers' sales branches.....	8,301	Manufacturers' agents.....	51	Manufacturers' sales branches.....	681
Purchasing agents.....	187	Manufacturers' sales branches.....	1,266	Wholesale merchants.....	70
Selling agents.....	3,175	Selling agents.....	440	Farm supplies (except machinery and equipment) trade:	
Warehouses (distributing).....	5	Wholesale merchants.....	474	Manufacturers' agents.....	6
Wholesale merchants.....	28,841	General merchandise trade:		Wholesale merchants.....	7
Farm products (not elsewhere specified) trade:		Commission merchants.....	335	Grocery and food specialties trade:	
Brokers.....	52	Hardware trade:		Wholesale merchants.....	2
Manufacturers' sales branches.....	333	Manufacturers' agents.....	210	Furniture and house furnishings trade:	
Furniture and house furnishings trade:		Wholesale merchants.....	1,756	Importers.....	28
Importers.....	18	Iron and steel scrap and other waste materials trade:		Wholesale merchants.....	2
Wholesale merchants.....	93	Export merchants.....	60	General merchandise trade:	
General merchandise trade:		Lumber and building materials (other than metal) trade:		Cooperative marketing associations.....	1
Auction companies.....	3	Wholesale merchants.....	85	Export commission houses.....	1
Brokers.....	21	Machinery, equipment, and supplies (except electrical) trade:		Importers.....	7
Cooperative marketing associations.....	46	Manufacturers' agents.....	50	Wholesale merchants.....	214
Export commission houses.....	1	Manufacturers' sales branches.....	645	Hardware trade:	
Importers.....	6	Wholesale merchants.....	10	Manufacturers' agents.....	2
Wholesale merchants.....	208	Metals and minerals (except petroleum and scrap) trade:		Machinery, equipment, and supplies (except electrical) trade:	
Machinery, equipment, and supplies (except electrical) trade:		Commission merchants.....	99	Manufacturers' agents.....	28
Wholesale merchants.....	5	Drop shippers.....	49	Manufacturers' sales branches.....	32
All other trades:		Manufacturers' agents.....	358	Wholesale merchants.....	14
Manufacturers' agents.....	42	Manufacturers' sales branches.....	4,878	Petroleum and petroleum products trade:	
Manufacturers' sales branches.....	51	Selling agents.....	474	Wholesale merchants.....	280
Coal and coke (0.1 per cent of commodity sales)	2,748	Wholesale merchants.....	517	Tobacco products trade:	
Farm products (not elsewhere specified) trade:		Plumbing and heating equipment and supplies trade:		Wholesale merchants.....	247
Wholesale merchants.....	4	Wholesale merchants.....	25	All other trades:	
Farm supplies (except machinery and equipment) trade:		Cotton, raw, including linters (0.7 per cent of commodity sales)	25,820	Importers.....	3
Wholesale merchants.....	50	Farm products (not elsewhere specified) trade:		Import commission merchants.....	3
General merchandise trade:		Brokers.....	12	Manufacturers' sales branches.....	100
Importers.....	299	Export merchants.....	5,995	Wholesale merchants.....	21
Hardware trade:		Manufacturers' agents.....	79	Dry goods not classified elsewhere (0.5 per cent of commodity sales)	10,176
Wholesale merchants.....	54	Wholesale merchants.....	18,095	Amusement and sporting goods trade:	
Lumber and building materials (other than metal) trade:		General merchandise trade:		Wholesale merchants.....	3
Wholesale merchants.....	94	Importers.....	37	Dry goods and apparel trade:	
Metals and minerals (except scrap) trade:				Auction companies.....	431
Brokers.....	62			Commission merchants.....	106
Commission merchants.....	9			Importers.....	35

TABLE 13.—COMMODITY SALES BY KIND OF BUSINESS AND TYPE OF ESTABLISHMENT—Continued

[In thousands of dollars]

COMMODITY BY KIND OF BUSINESS AND TYPE OF ESTABLISHMENT	Net sales	COMMODITY BY KIND OF BUSINESS AND TYPE OF ESTABLISHMENT	Net sales	COMMODITY BY KIND OF BUSINESS AND TYPE OF ESTABLISHMENT	Net sales
Dry goods not classified elsewhere—Con.		Farm products not elsewhere specified—Con.		Fish and seafoods—Continued.	
Furniture and house furnishings trade:		Hardware trade:		Food products—Continued.	
Chain store warehouses.....	19	Export merchants.....	19	Selling agents.....	634
Importers.....	29	Lumber and building materials (other than metal) trade:		Wholesale merchants.....	11,161
Wholesale merchants.....	219	Export commission houses.....	7	Wholesaling manufacturers.....	60
General merchandise trade:		Wholesale merchants.....	13	Grocery and food specialties trade:	
Export commission houses.....	1	Machinery, equipment, and supplies (except electrical) trade:		Brokers.....	89
Wholesale merchants.....	179	Manufacturers' agents.....	90	Export merchants.....	11
Leather and leather goods (except gloves and shoes) trade:		Manufacturers' sales branches.....	5	Importers.....	609
Manufacturers' agents.....	110	Wholesale merchants.....	45	Manufacturers' agents.....	29
All other trades:		Petroleum and petroleum products trade:		Manufacturers' sales branches.....	19
Manufacturers' agents.....	119	Export merchants.....	169	Wholesale merchants.....	445
Wholesale merchants.....	80	All other trades:		Food products (not classified elsewhere) (0.2 per cent of commodity sales)	9,341
Electrical appliances, equipment, and supplies (3.5 per cent of commodity sales)	133,207	Export commission houses.....	2	Food products (not elsewhere specified) trade:	
Amusement and sporting goods trade:		Importers.....	12,157	Importers.....	29
Manufacturers' agents.....	181	Selling agents.....	340	Manufacturers' sales branches.....	336
Wholesale merchants.....	80	Wholesale merchants.....	43	Wholesale merchants.....	379
Automotive trade:		Feeds (hay, grain, and straw) (0.8 per cent of commodity sales)	31,001	Grocery and food specialties trade:	
Manufacturers' agents.....	193	Chemical, drug, and allied products trade:		Brokers.....	690
Wholesale merchants.....	663	Manufacturers' sales branches.....	54	Commissionaries.....	1
Chemical, drug, and allied products trade:		Dry goods and apparel trade:		Cooperative buying associations.....	1
Manufacturers' sales branches.....	95	Manufacturers' agents.....	119	Export merchants.....	25
Wholesale merchants.....	25	Farm products (not elsewhere specified) trade:		Importers.....	1,094
Dry goods and apparel trade:		Brokers.....	33	Manufacturers' agents.....	2,675
Wholesale merchants.....	9	Assemblers.....	9	Manufacturers' sales branches.....	114
Electrical trade:		Elevators (line).....	340	Wholesale merchants.....	3,193
Chain store warehouses.....	2,000	Manufacturers' agents.....	40	General merchandise trade:	
Manufacturers' agents.....	13,373	Wholesale merchants.....	1,356	Wholesale merchants.....	21
Manufacturers' sales branches.....	59,765	Farm supplies (except machinery and equipment) trade:		Machinery, equipment, and supplies (except electrical) trade:	
Selling agents.....	1,594	Brokers.....	1,434	Wholesale merchants.....	100
Wholesale merchants.....	35,736	Commission merchants.....	25	Tobacco products trade:	
Forest products (except lumber) trade:		Drop shippers.....	60	Wholesale merchants.....	5
Wholesale merchants.....	36	Manufacturers' agents.....	1,257	All other trades:	
Furniture and house furnishings trade:		Manufacturers' sales branches.....	1,288	Wholesale merchants.....	0
Chain store warehouses.....	78	Selling agents.....	1,221	Fruits and vegetables (fresh and dried) (3.7 per cent of commodity sales)	332,979
Manufacturers' agents.....	270	Wholesale merchants.....	14,529	Farm products (not elsewhere specified) trade:	
Manufacturers' sales branches.....	94	Brokers.....	352	Wholesale merchants.....	103
Wholesale merchants.....	518	Commission merchants.....	27	Food products (not elsewhere specified) trade:	
General merchandise trade:		Export merchants.....	181	Brokers.....	19,318
Auction companies.....	50	Selling agents.....	3,781	Cash-and-carry wholesalers.....	113
Commission merchants.....	1	Wholesaling manufacturers.....	2,866	Chain-store warehouses.....	781
Cooperative marketing associations.....	5	General merchandise trade:		Commission merchants.....	39,338
Export commission houses.....	8	Brokers.....	6	Cooperative marketing associations.....	5,317
Importers.....	1	Commission merchants.....	82	Cooperative sales agencies.....	26,773
Wholesale merchants.....	252	Export commission houses.....	104	Assemblers.....	1,900
Hardware trade:		Importers.....	895	Drop shippers.....	2,421
Manufacturers' agents.....	80	Lumber and building materials (other than metal) trade:		Export commission houses.....	1,675
Wholesale merchants.....	2,136	Manufacturers' agents.....	1	Export merchants.....	992
Jewelry and optical goods trade:		Wholesale merchants.....	3	Manufacturers' agents.....	109
Wholesale merchants.....	75	Petroleum and petroleum products trade:		Selling agents.....	15,448
Lumber and building materials (other than metal) trade:		Export merchants.....	186	Shippers.....	11,950
Wholesale merchants.....	41	Tobacco products trade:		Wagon distributors.....	504
Machinery, equipment, and supplies (except electrical) trade:		Wholesale merchants.....	15	Wholesale merchants.....	129,278
District and general sales offices.....	80	All other trades:		Grocery and food specialties trade:	
Export commission houses.....	116	Drop shippers.....	126	Brokers.....	4,178
Manufacturers' agents.....	943	Export merchants.....	80	Cash-and-carry wholesalers.....	123
Manufacturers' sales branches.....	11,071	Importers.....	119	Chain-store warehouses.....	5,732
Selling agents.....	170	Manufacturers' agents.....	40	Commission merchants.....	51
Wholesale merchants.....	1,604	Wholesale merchants.....	368	Cooperative buying associations.....	282
Metals and minerals (except petroleum and scrap) trade:		Fertilizer and fertilizer materials (0.2 per cent of commodity sales)	6,375	Export commission houses.....	1
Manufacturers' sales branches.....	63	Chemical, drug, and allied products trade:		Export merchants.....	5,153
Plumbing and heating equipment and supplies trade:		Manufacturers' agents.....	2	Importers.....	3,664
Manufacturers' agents.....	288	Manufacturers' sales branches.....	409	Manufacturers' agents.....	952
Manufacturers' sales branches.....	755	Wholesale merchants.....	18	Manufacturers' sales branches.....	17,392
Wholesale merchants.....	117	Farm products (not elsewhere specified) trade:		Purchasing agents.....	3,789
All other trades:		Wholesale merchants.....	50	Selling agents.....	11,717
Drop shippers.....	1	Farm supplies (except machinery and equipment) trade:		Wholesale merchants.....	23,701
Manufacturers' agents.....	86	Brokers.....	1,071	General merchandise trade:	
Manufacturers' sales branches.....	627	Drop shippers.....	245	Import merchants.....	105
Wholesale merchants.....	65	Importers.....	8	Jewelry and optical goods trade:	
Farm products not elsewhere specified (1.2 per cent of commodity sales)	46,628	Manufacturers' agents.....	762	Wholesale merchants.....	91
Farm products (not elsewhere specified) trade:		Manufacturers' sales branches.....	350	All other trades:	
Brokers.....	1,004	Selling agents.....	3	Wholesale merchants.....	2
Commission merchants.....	137	Wholesale merchants.....	878	Furniture, wooden and metal (0.7 per cent of commodity sales)	20,613
Cooperative marketing associations.....	399	General merchandise trade:		Amusement and sporting goods trade:	
Drop shippers.....	14	Commission merchants.....	10	Manufacturers' agents.....	114
Importers.....	18,000	Importers.....	5	Chemical, drug, and allied products trade:	
Manufacturers' agents.....	47	Lumber and building materials (except metal) trade:		Wholesale merchants.....	432
Wholesale merchants.....	6,834	Manufacturers' sales branches.....	97	Dry goods and apparel trade:	
Farm supplies (except machinery and equipment) trade:		Machinery, equipment, and supplies (except electrical) trade:		Auction companies.....	61
Brokers.....	4	Manufacturers' agents.....	1	Wholesale merchants.....	64
Wholesale merchants.....	965	Purchasing agents.....	1,261	Electrical trade:	
Food products (not elsewhere specified) trade:		All other trades:		Manufacturers' sales branches.....	63
Drop shippers.....	954	Selling agents.....	304	Furniture and house furnishings trade:	
Wholesale merchants.....	106	Wholesale merchants.....	1	Auction companies.....	208
Grocery and food specialties trade:		Fish and seafoods (fresh and processed) (0.4 per cent of commodity sales)	14,057	Brokers.....	76
Brokers.....	402	Food products (not elsewhere specified) trade:		Chain-store warehouses.....	2,943
Export commission houses.....	97	Brokers.....	343	Importers.....	291
Export merchants.....	292	Commission merchants.....	23	Manufacturers' agents.....	3,501
Manufacturers' agents.....	1,704	Export merchants.....	377	Manufacturers' sales branches.....	4,604
Selling agents.....	60	Manufacturers' sales branches.....	295	Selling agents.....	823
Wholesale merchants.....	1,608	Fish and seafoods (fresh and processed) (0.4 per cent of commodity sales)		Wholesale merchants.....	8,210
General merchandise trade:		Brokers.....	343	General merchandise trade:	
Brokers.....	19	Commission merchants.....	23	Auction companies.....	39
Commission merchants.....	183	Export merchants.....	377	Cooperative marketing associations.....	34

WHOLESALE DISTRIBUTION—CALIFORNIA: 1929

261

TABLE 13.—COMMODITY SALES BY KIND OF BUSINESS AND TYPE OF ESTABLISHMENT—Continued
(In thousands of dollars)

COMMODITY BY KIND OF BUSINESS AND TYPE OF ESTABLISHMENT	Net sales	COMMODITY BY KIND OF BUSINESS AND TYPE OF ESTABLISHMENT	Net sales	COMMODITY BY KIND OF BUSINESS AND TYPE OF ESTABLISHMENT	Net sales
Furniture, wooden and metal—Continued.		Grain (wheat, corn, oats, etc.)—Continued.		Hardware—Continued.	
General merchandise trade—Continued.		All other trades—Continued.		Hardware trade—Continued.	
Importers.....	18	Importers.....	242	Manufacturers' sales branches.....	3,630
Wholesale merchants.....	186	Wholesale merchants.....	22	Wholesale merchants.....	27,768
Hardware trade:		Groceries (except canned goods) (8.5 per cent of commodity sales)	324,553	Iron and steel scrap and other waste materials trade:	
Manufacturers' agents.....	35	Chemical, drug, and allied products trade:		Export merchants.....	9
Wholesale merchants.....	24	Chain store warehouses.....	206	Jewelry and optical goods trade:	
Lumber and building materials (other than metal) trade:		Farm products (not elsewhere specified) trade:		Manufacturers' agents.....	27
Manufacturers' sales branches.....	179	Brokers.....	73	Selling agents.....	13
Wholesale merchants.....	4	Elevators (line).....	79	Leather and leather goods (except gloves and shoes) trade:	
Machinery, equipment, and supplies (except electrical) trade:		Export merchants.....	19	Manufacturers' agents.....	7
Manufacturers' agents.....	142	Importers.....	96	Wholesale merchants.....	1
Manufacturers' sales branches.....	3,190	Wholesale merchants.....	527	Lumber and building materials (other than metal) trade:	
Selling agents.....	26	Farm supplies (except machinery and equipment) trade:		Chain-store warehouses.....	3
Wholesale merchants.....	408	Manufacturers' sales branches.....	19	Importers.....	96
Paper and paper products trade:		Wholesale merchants.....	20	Manufacturers' agents.....	137
Chain-store warehouses.....	247	Food products (not elsewhere specified) trade:		Manufacturers' sales branches.....	25
Manufacturers' sales branches.....	158	Brokers.....	187	Wholesale merchants.....	421
All other trades:		Chain-store warehouses.....	258	Machinery, equipment, and supplies (except electrical) trade:	
Drop shippers.....	1	Commission merchants.....	5	Manufacturers' agents.....	827
Import commission merchants.....	87	Manufacturers' agents.....	60	Manufacturers' sales branches.....	900
Manufacturers' agents.....	40	Manufacturers' sales branches.....	7,223	Purchasing agents.....	207
Wholesale merchants.....	208	Wagon distributors.....	13	Selling agents.....	141
Furs (dressed) and fur clothing (0.1 per cent of commodity sales)	4,156	Wholesale merchants.....	4,303	Wholesale merchants.....	1,722
Amusement and sporting goods trade:		Assemblers.....	4	Metals and minerals (except petroleum and scrap) trade:	
Manufacturers' sales branches.....	60	Wholesaling manufacturers.....	356	Brokers.....	20
Dry goods and apparel trade:		Grocery and food specialties trade:		Manufacturers' agents.....	30
Cash-and-carry wholesalers.....	68	Brokers.....	30,675	Manufacturers' sales branches.....	176
Commission merchants.....	581	Cash-and-carry wholesalers.....	8,773	Wholesale merchants.....	186
Manufacturers' agents.....	3	Chain-store warehouses.....	16,348	Paper and paper products trade:	
Manufacturers' sales branches.....	138	Commissionaries.....	1	Wholesale merchants.....	57
Wholesale merchants.....	1,526	Commission merchants.....	241	Plumbing and heating equipment and supplies trade:	
Farm products (not elsewhere specified) trade:		Cooperative buying associations.....	4,137	Manufacturers' agents.....	242
Commission merchants.....	277	Cooperative marketing associations.....	9,225	Manufacturers' sales branches.....	173
Manufacturers' agents.....	289	District and general sales offices.....	9,787	Wholesale merchants.....	290
Wholesale merchants.....	1,197	Drop shippers.....	976	All other trades:	
All other trades:		Export merchants.....	11,286	Export commission houses.....	20
Wholesale merchants.....	17	Export selling agents.....	2,450	Export merchants.....	7
Glass, sheet (0.2 per cent of commodity sales)	7,804	Importers.....	30,814	Import commission merchants.....	1
Automotive trade:		Import commission merchants.....	350	Manufacturers' agents.....	89
Wholesale merchants.....	5	Manufacturers' agents.....	14,219	Purchasing agents.....	15
Chemical, drug, and allied products trade:		Manufacturers' sales branches.....	54,577	Wholesale merchants.....	109
Wholesale merchants.....	982	Purchasing agents.....	1,449	Hides, skins, and raw furs (0.3 per cent of commodity sales)	10,857
Electrical trade:		Selling agents.....	16,827	Dry goods and apparel trade:	
Manufacturers' agents.....	43	Wagon distributors.....	4,079	Manufacturers' sales branches.....	6
Manufacturers' sales branches.....	129	Wholesale merchants.....	80,678	Wholesale merchants.....	300
Farm supplies (except machinery and equipment) trade:		Wholesaling manufacturers.....	228	Farm products (not elsewhere specified) trade:	
Wholesale merchants.....	55	General merchandise trade:		Brokers.....	3,141
Furniture and house furnishings trade:		Brokers.....	75	Commission merchants.....	243
Manufacturers' agents.....	263	Export commission houses.....	1	Manufacturers' agents.....	594
General merchandise trade:		Export merchants.....	10	Selling agents.....	45
Export commission houses.....	1	Importers.....	195	Wholesale merchants.....	6,386
Importers.....	10	Wholesale merchants.....	78	Iron and steel scrap and other waste materials trade:	
Hardware trade:		Machinery, equipment, and supplies (except electrical) trade:		Wholesale merchants.....	4
Wholesale merchants.....	823	Wholesale merchants.....	5	Leather and leather goods (except gloves and shoes) trade:	
Lumber and building materials (other than metal) trade:		Paper and paper products trade:		Manufacturers' agents.....	63
Drop shippers.....	115	Wholesale merchants.....	30	Wholesale merchants.....	5
Manufacturers' agents.....	100	All other trades:		Machinery, equipment, and supplies (except electrical) trade:	
Wholesale merchants.....	5,173	Export merchants.....	41	Commission merchants.....	2
Machinery, equipment, and supplies (except electrical) trade:		Importers.....	1,440	Wholesale merchants.....	6
Manufacturers' agents.....	19	Import commission merchants.....	45	All other trades:	
Manufacturers' sales branches.....	71	Manufacturers' agents.....	4	Selling agents.....	12
All other trades:		Manufacturers' sales branches.....	2	Wholesale merchants.....	50
Export commission houses.....	5	Wholesale merchants.....	35	Horses and mules (less than 0.1 per cent of commodity sales)	89
Wholesale merchants.....	10	Hardware (1.2 per cent of commodity sales)	45,437	Farm products (not elsewhere specified) trade:	
Grain (wheat, corn, oats, etc.) (1.5 per cent of commodity sales)	57,059	Amusement and sporting goods trade:		Wholesale merchants.....	80
Amusement and sporting goods trade:		Wholesale merchants.....	53	House furnishings and supplies (1.1 per cent of commodity sales).....	42,465
Importers.....	17	Automotive trade:		Amusement and sporting goods trade:	
Farm products (not elsewhere specified) trade:		Manufacturers' agents.....	87	Manufacturers' agents.....	6
Brokers.....	12,307	Manufacturers' sales branches.....	290	Automotive trade:	
Commission merchants.....	153	Wholesale merchants.....	54	Manufacturers' sales branches.....	86
Assemblers.....	1,408	Chemical, drug, and allied products trade:		Wholesale merchants.....	117
Elevators (line).....	485	Manufacturers' agents.....	8	Chemical, drug, and allied products trade:	
Export merchants.....	1,161	Manufacturers' sales branches.....	227	Manufacturers' sales branches.....	42
Export selling agents.....	2,506	Wholesale merchants.....	181	Dry goods and apparel trade:	
Manufacturers' agents.....	520	Dry goods and apparel trade:		Importers.....	17
Manufacturers' sales branches.....	651	Auction companies.....	67	Manufacturers' agents.....	45
Wholesale merchants.....	31,640	Manufacturers' sales branches.....	17	Wholesale merchants.....	1,498
Farm supplies (except machinery and equipment) trade:		Manufacturers' sales branches.....	6	Electrical trade:	
Commission merchants.....	475	Wholesale merchants.....	38	Manufacturers' agents.....	104
Manufacturers' sales branches.....	34	Farm supplies (except machinery and equipment) trade:		Farm products (not elsewhere specified) trade:	
Selling agents.....	165	Wholesale merchants.....	8	Manufacturers' agents.....	49
Wholesale merchants.....	2,308	Forest products (except lumber) trade:		Brokers.....	10
Grocery and food specialties trade:		Wholesale merchants.....	55	Cash-and-carry wholesalers.....	70
Brokers.....	16	Furniture and house furnishings trade:		Chain-store warehouses.....	533
Export merchants.....	35	Manufacturers' agents.....	9	Cooperative buying associations.....	185
Manufacturers' sales branches.....	13	Manufacturers' sales branches.....	6	Export merchants.....	72
Selling agents.....	137	Wholesale merchants.....	198	Importers.....	48
Wholesale merchants.....	2,386	General merchandise trade:		Manufacturers' agents.....	160
General merchandise trade:		Brokers.....	5		
Export merchants.....	244	Cooperative marketing associations.....	31		
All other trades:		Export commission houses.....	11		
Drop shippers.....	4	Export merchants.....	42		
Export commission houses.....	1	Wholesale merchants.....	213		
		Hardware trade:			
		Export merchants.....	101		
		Importers.....	83		
		Manufacturers' agents.....	5,557		

TABLE 13.—COMMODITY SALES BY KIND OF BUSINESS AND TYPE OF ESTABLISHMENT—Continued

[In thousands of dollars]

COMMODITY BY KIND OF BUSINESS AND TYPE OF ESTABLISHMENT	Net sales	COMMODITY BY KIND OF BUSINESS AND TYPE OF ESTABLISHMENT	Net sales	COMMODITY BY KIND OF BUSINESS AND TYPE OF ESTABLISHMENT	Net sales
House furnishings and supplies—Continued.		Iron and steel and products—Continued.		Logs, piles, poles, etc. (0.1 per cent of commodity sales)	5,379
Grocery and food specialties trade—Con.		Petroleum and petroleum products trade:		Electrical trade:	
Selling agents.....	66	Export merchants.....	55	Manufacturers' agents.....	70
Wholesale merchants.....	1,940	Plumbing and heating equipment and supplies trade:		Manufacturers' sales branches.....	534
Furniture and house furnishings trade:		Manufacturers' agents.....	1,909	Wholesale merchants.....	1
Auction companies.....	5	Wholesale merchants.....	8,813	Forest products (except lumber) trade:	
Chain-store warehouses.....	446	All other trades:		Wholesale merchants.....	1,176
Commission merchants.....	73	Drop shippers.....	16	General merchandise trade:	
Importers.....	750	Export commission houses.....	4	Commission merchants.....	139
Manufacturers' agents.....	5,094	Export merchants.....	15	Lumber and building materials (other than metal) trade:	
Manufacturers' sales branches.....	7,820	Importers.....	126	Brokers.....	165
Selling agents.....	1,630	Import commission merchants.....	7	Commission merchants.....	56
Wholesale merchants.....	15,700	Wholesale merchants.....	12	Drop shippers.....	171
Wholesaling manufacturers.....	152			Export commission houses.....	560
General merchandise trade:		Jewelry (0.8 per cent of commodity sales)	31,000	Export merchants.....	1,847
Importers.....	78	Amusement and sporting goods trade:		Importers.....	15
Wholesale merchants.....	420	Wholesale merchants.....	0	Manufacturers' agents.....	20
Hardware trade:		Chemical, drug, and allied products trade:		Manufacturers' sales branches.....	96
Manufacturers' agents.....	15	Manufacturers' agents.....	493	Selling agents.....	141
Manufacturers' sales branches.....	35	Manufacturers' sales branches.....	6	Wholesale merchants.....	303
Wholesale merchants.....	2,351	Wholesale merchants.....	40	Machinery, equipment, and supplies (except electrical) trade:	
Jewelry and optical goods trade:		Dry goods and apparel trade:		Manufacturers' sales branches.....	111
Manufacturers' agents.....	33	Wholesale merchants.....	87	Metals and minerals (except petroleum and scrap) trade:	
Wholesale merchants.....	26	Electrical trade:		Wholesale merchants.....	20
Lumber and building materials (other than metal) trade:		Manufacturers' agents.....	10	All other trades:	
Manufacturers' sales branches.....	1,225	Furniture and house furnishings trade:		Drop shippers.....	2
Wholesale merchants.....	187	Importers.....	40	Export merchants.....	10
Machinery, equipment, and supplies (except electrical) trade:		Wholesale merchants.....	55	Wholesale merchants.....	1
Manufacturers' agents.....	22	General merchandise trade:		Luggage, saddlery, harness, and gloves (except dress) (0.1 per cent of commodity sales)	2,868
Wholesale merchants.....	1,163	Export commission houses.....	1	Amusement and sporting goods trade:	
Paper and paper products trade:		Wholesale merchants.....	133	Manufacturers' sales branches.....	2
Manufacturers' agents.....	9	Hardware trade:		Wholesale merchants.....	2
Manufacturers' sales branches.....	11	Wholesale merchants.....	233	Chemical, drug, and allied products trade:	
Wholesale merchants.....	7	Iron and steel scrap and other waste materials trade:		Manufacturers' agents.....	70
Plumbing and heating equipment and supplies trade:		Wholesale merchants.....	36	Wholesale merchants.....	7
Manufacturers' agents.....	155	Jewelry and optical goods trade:		Dry goods and apparel trade:	
Wholesale merchants.....	12	Auction companies.....	75	Wholesale merchants.....	247
All other trades:		Brokers.....	1,229	General merchandise trade:	
Drop shippers.....	1	Chain-store warehouses.....	3	Cooperative marketing associations.....	1
Export merchants.....	3	Drop shippers.....	6	Export commission houses.....	1
Importers.....	2	Importers.....	2,307	Wholesale merchants.....	34
Manufacturers' sales branches.....	31	Manufacturers' agents.....	5,856	Jewelry and optical goods trade:	
Wholesale merchants.....	12	Manufacturers' sales branches.....	5,775	Importers.....	105
Iron and steel and products (except as classified) (3.8 per cent of commodity sales)	145,863	Resident buyers.....	142	Wholesale merchants.....	6
Automotive trade:		Selling agents.....	230	Leather and leather goods (except gloves and shoes) trade:	
Manufacturers' sales branches.....	34	Wholesale merchants.....	12,650	Manufacturers' agents.....	413
Dry goods and apparel trade:		Machinery, equipment, and supplies (except electrical) trade:		Manufacturers' sales branches.....	20
Importers.....	14	Manufacturers' sales branches.....	225	Selling agents.....	30
Electrical trade:		Wholesale merchants.....	754	Wholesale merchants.....	1,891
Manufacturers' agents.....	2,107	Metals and minerals (except petroleum and scrap) trade:		Machinery, equipment, and supplies (except electrical) trade:	
Manufacturers' sales branches.....	185	Commission merchants.....	20	Selling agents.....	20
Wholesale merchants.....	80	Manufacturers' sales branches.....	783	Wholesale merchants.....	2
Farm products (not elsewhere specified) trade:		Wholesale merchants.....	48	Paper and paper products trade:	
Wholesale merchants.....	21	All other trades:		Chain store warehouses.....	10
Farm supplies (except machinery and equipment) trade:		Export commission houses.....	47	All other trades:	
Brokers.....	222	Manufacturers' agents.....	26	Brokers.....	50
Wholesale merchants.....	328	Manufacturers' sales branches.....	6	Wholesale merchants.....	47
Forest products (except lumber) trade:		Wholesale merchants.....	435	Lumber, rough and dressed (3.1 per cent of commodity sales)	120,518
Manufacturers' agents.....	78	Lead pigs, bars, sheets, and pipe (less than 0.1 per cent of commodity sales)	636	Farm products (not elsewhere specified) trade:	
Furniture and house furnishings trade:		Hardware trade:		Export merchants.....	1
Wholesale merchants.....	29	Wholesale merchants.....	132	Wholesale merchants.....	40
General merchandise trade:		Metals and minerals (except petroleum and scrap) trade:		Forest products (except lumber) trade:	
Commission merchants.....	243	Manufacturers' sales branches.....	89	Wholesale merchants.....	516
Export commission houses.....	2	Wholesale merchants.....	235	General merchandise trade:	
Export merchants.....	2	Plumbing and heating equipment and supplies trade:		Brokers.....	44
Importers.....	1,362	Wholesale merchants.....	179	Commission merchants.....	236
Wholesale merchants.....	1	All other trades:		Export commission houses.....	10
Hardware trade:		Importers.....	1	Export merchants.....	914
Brokers.....	2	Leather and cut stock (0.2 per cent of commodity sales)	6,005	Hardware trade:	
Export merchants.....	14	Hardware trade:		Manufacturers' agents.....	20
Manufacturers' agents.....	247	Manufacturers' agents.....	5	Iron and steel scrap and other waste materials trade:	
Selling agents.....	158	Leather and leather goods (except gloves and shoes) trade:		Export commission houses.....	4
Wholesale merchants.....	7,308	Manufacturers' agents.....	606	Lumber and building materials (other than metal) trade:	
Iron and steel scrap and other waste materials trade:		Manufacturers' sales branches.....	1,018	Brokers.....	2,704
Export commission houses.....	78	Selling agents.....	1,092	Chain store warehouses.....	941
Export merchants.....	190	Wholesale merchants.....	3,234	Commission merchants.....	2,991
Wholesale merchants.....	2,974	Machinery, equipment, and supplies (except electrical) trade:		Drop shippers.....	1,449
Lumber and building materials (other than metal) trade:		Commission merchants.....	0	Export commission houses.....	5,503
Chain-store warehouses.....	108	All other trades:		Export merchants.....	10,111
Importers.....	379	Import commission merchants.....	1	Importers.....	9,691
Manufacturers' agents.....	31	Manufacturers' agents.....	40	Manufacturers' sales branches.....	11,834
Manufacturers' sales branches.....	531	Livestock (except horses and mules) (0.9 per cent of commodity sales)	34,373	Selling agents.....	18,085
Wholesale merchants.....	569	Farm products (not elsewhere specified) trade:		Wholesale merchants.....	53,647
Machinery, equipment, and supplies (except electrical) trade:		Commission merchants.....	26,840	All other trades:	
Manufacturers' agents.....	1,857	Cooperative marketing associations.....	7,266	Export merchants.....	321
Manufacturers' sales branches.....	6,571	Assemblers.....	175	Importers.....	2,964
Selling agents.....	161	Wholesale merchants.....	84	Import commission merchants.....	10
Wholesale merchants.....	22,959	All other trades:			
Metals and minerals (except petroleum and scrap) trade:		Export merchants.....	8		
Brokers.....	101				
Commission merchants.....	341				
Importers.....	2,395				
Manufacturers' agents.....	5,517				
Manufacturers' sales branches.....	61,978				
Selling agents.....	333				
Wholesale merchants.....	15,405				

TABLE 13.—COMMODITY SALES BY KIND OF BUSINESS AND TYPE OF ESTABLISHMENT—Continued

[In thousands of dollars]

COMMODITY BY KIND OF BUSINESS AND TYPE OF ESTABLISHMENT	Net sales	COMMODITY BY KIND OF BUSINESS AND TYPE OF ESTABLISHMENT	Net sales	COMMODITY BY KIND OF BUSINESS AND TYPE OF ESTABLISHMENT	Net sales
Machinery, equipment, and supplies (industrial) (4.5 per cent of commodity sales)	170,800	Machinery, equipment, and supplies—Continued		Nonferrous metals—Continued.	
Automotive trade:		Farm products (not elsewhere specified) trade:		Metals and minerals trade—Continued.	
Manufacturers' agents	362	Wholesale merchants	50	Manufacturers' agents	26
Manufacturers' sales branches	1,273	Farm supplies (except machinery and equipment) trade:		Manufacturers' sales branches	4,624
Wholesale merchants	220	Wholesale merchants	122	Selling agents	667
Chemical, drug, and allied products trade:		Furniture and house furnishings trade:		Wholesale merchants	107
Importers	42	Wholesale merchants	4	All other trades:	
Manufacturers' agents	7	General merchandise trade:		Export merchants	29
Manufacturers' sales branches	660	Commission merchants	8		
Wholesale merchants	5	Importers	31	Nonmetallic minerals (crude) and their products (0.1 per cent of commodity sales)	3,242
Dry goods and apparel trade:		Hardware trade:		Chemical, drug, and allied products trade:	
Manufacturers' sales branches	100	Manufacturers' agents	40	Export merchants	141
Wholesale merchants	113	Wholesale merchants	211	Manufacturers' agents	302
Electrical trade:		Lumber and building materials (other than metal) trade:		Selling agents	2
Manufacturers' agents	246	Importers	12	Wholesale merchants	117
Manufacturers' sales branches	1,339	Machinery, equipment, and supplies (except electrical) trade:		Forest products (except lumber) trade:	
Wholesale merchants	30	Chain store warehouses	225	Manufacturers' sales branches	12
Farm products (not elsewhere specified) trade:		District and general sales offices	988	General merchandise trade:	
Manufacturers' agents	104	Export merchants	15	Importers	44
Wholesale merchants	9	Manufacturers' agents	227	Hardware trade:	
Farm supplies (except machinery and equipment) trade:		Manufacturers' sales branches	4,174	Export merchants	6
Wholesale merchants	3	Selling agents	63	Lumber and building materials (other than metal) trade:	
Forest products (except lumber) trade:		Wholesale merchants	2,534	Importers	3
Manufacturers' agents	3	All other trades:		Manufacturers' agents	162
Furniture and house furnishings trade:		Drop shippers	0	Manufacturers' sales branches	836
Manufacturers' sales branches	40	Wholesale merchants	35	Selling agents	70
Selling agents	5			Wholesale merchants	56
General merchandise trade:		Meats and meat products (fresh and cured) (2.5 per cent of commodity sales)	06,232	Machinery, equipment, and supplies (except electrical) trade:	
Auction companies	110	Food products (not elsewhere specified) trade:		Manufacturers' sales branches	219
Brokers	10	Brokers	958	Wholesale merchants	061
Commission merchants	228	Chain-store warehouses	1,388	Metals and minerals (except petroleum and scrap) trade:	
Export commission houses	5	Commission merchants	544	Wholesale merchants	170
Export merchants	0	Cooperative marketing associations	836	Paper and paper products trade:	
Importers	26	Cooperative sales agents	180	Manufacturers' sales branches	41
Grocery and food specialties trade:		Drop shippers	38	Petroleum and petroleum products trade:	
Brokers	15	Export merchants	161	Drop shippers	26
Hardware trade:		Manufacturers' sales branches	38,817	Plumbing and heating equipment and supplies trade:	
Brokers	12	Wagon distributors	1,422	Manufacturers' agents	7
Export merchants	5	Wholesale merchants	47,764	All other trades:	
Manufacturers' agents	170	Assemblers	437	Export merchants	28
Wholesale merchants	1,793	Wholesaling manufacturers	437	Importers	2
Iron and steel scrap and other waste materials trade:		Grocery and food specialties trade:		Selling agents	36
Wholesale merchants	11	Cash-and-carry wholesalers	6	Wholesale merchants	2
Leather and leather goods (except gloves and shoes) trade:		Commissionaries	3		
Manufacturers' agents	13	Export merchants	3	Notions and dry goods, small wares (0.5 per cent of commodity sales)	12,371
Manufacturers' sales branches	476	Importers	419	Amusement and sporting goods trade:	
Wholesale merchants	235	Manufacturers' agents	70	Wholesale merchants	137
Lumber and building materials (other than metal) trade:		Manufacturers' sales branches	38	Chemical, drug, and allied products trade:	
Brokers	2	Selling agents	2	Manufacturers' sales branches	96
Export commission houses	446	Wholesale merchants	3,145	Wholesale merchants	02
Wholesale merchants	214	All other trades:		Dry goods and apparel trade:	
Machinery, equipment, and supplies (except electrical) trade:		Wholesale merchants	1	Auction companies	5
Brokers	120	Musical instruments and parts (except radios) (0.2 per cent of commodity sales)	5,750	Commission merchants	2,295
Commission merchants	4	Amusement and sporting goods trade:		Importers	407
District and general sales offices	5,471	Manufacturers' agents	5	Manufacturers' agents	841
Export commission houses	50	Chemical, drug, and allied products trade:		Manufacturers' sales branches	2,080
Export merchants	18	Wholesale merchants	2	Selling agents	33
Manufacturers' agents	21,048	Electrical trade:		Wholesale merchants	4,499
Manufacturers' sales branches	53,858	Wholesale merchants	005	Furniture and house furnishings trade:	
Purchasing agents	49	Furniture and house furnishings trade:		Importers	10
Selling agents	3,506	Chain-store warehouses	2,562	Manufacturers' sales branches	48
Wagon distributors	8	Manufacturers' sales branches	1,660	Wholesale merchants	42
Wholesale merchants	51,549	Wholesale merchants	679	General merchandise trade:	
Wholesaling manufacturers	942	General merchandise trade:		Auction companies	26
Metals and minerals (except petroleum and scrap) trade:		Export commission houses	1	Export commission houses	2
Commission merchants	1	Wholesale merchants	1	Importers	252
Manufacturers' agents	68	Machinery, equipment, and supplies (except electrical) trade:		Wholesale merchants	155
Manufacturers' sales branches	1,946	Manufacturers' sales branches	50	Machinery, equipment, and supplies (except electrical) trade:	
Wholesale merchants	160	All other trades:		Wholesale merchants	73
Paper and paper products trade:		Auction companies	1	Paper and paper products trade:	
Manufacturers' agents	4	Wholesale merchants	193	Wholesale merchants	202
Manufacturers' sales branches	28	Nonferrous metals (not classified elsewhere) (0.2 per cent of commodity sales)	7,755	All other trades:	
Selling agents	26	Electrical trade:		Import commission merchants	1
Wholesale merchants	783	Manufacturers' agents	185	Manufacturers' agents	225
Petroleum and petroleum products trade:		Manufacturers' sales branches	12	Manufacturers' sales branches	211
Export merchants	50	General merchandise trade:		Wholesale merchants	90
Manufacturers' agents	18	Commission merchants	361	Office and store machines and equipment (0.1 per cent of commodity sales)	5,509
Plumbing and heating equipment and supplies trade:		Importers	472	Chemical, drug, and allied products trade:	
Manufacturers' agents	1,550	Hardware trade:		Wholesale merchants	374
Manufacturers' sales branches	3,501	Manufacturers' agents	335	Dry goods and apparel trade:	
Selling agents	9	Manufacturers' sales branches	32	Auction companies	9
Wholesale merchants	12,505	Wholesale merchants	127	Furniture and house furnishings trade:	
All other trades:		Lumber and building materials (other than metal) trade:		Manufacturers' sales branches	213
Brokers	2	Wholesale merchants	7	Hardware trade:	
Importers	436	Machinery, equipment, and supplies (except electrical) trade:		Manufacturers' agents	48
Import commission merchants	6	Importers	44	Jewelry and optical goods trade:	
Manufacturers' agents	1,637	Manufacturers' agents	488	Manufacturers' sales branches	457
Manufacturers' sales branches	709	Manufacturers' sales branches	17	Selling agents	11
Selling agents	135	Wholesale merchants	7	Machinery, equipment, and supplies (except electrical) trade:	
Wholesale merchants	2,290	Metals and minerals (except petroleum and scrap) trade:		Commission merchants	9
Machinery, equipment, and supplies (farm and garden) (0.2 per cent of commodity sales)	8,772	Importers	215	Manufacturers' agents	667
Chemical, drug, and allied products trade:				Manufacturers' sales branches	2,098
Manufacturers' sales branches	12			Selling agents	397
				Wholesale merchants	1,148

TABLE 13.—COMMODITY SALES BY KIND OF BUSINESS AND TYPE OF ESTABLISHMENT—Continued

[In thousands of dollars]

COMMODITY BY KIND OF BUSINESS AND TYPE OF ESTABLISHMENT	Net sales	COMMODITY BY KIND OF BUSINESS AND TYPE OF ESTABLISHMENT	Net sales	COMMODITY BY KIND OF BUSINESS AND TYPE OF ESTABLISHMENT	Net sales
Office and store machines and equipment—Continued.		Paints, varnishes, and lacquers—Continued.		Paper products—Continued.	
Paper and paper products trade:		Hardware trade:		Paper and paper products trade:	
Manufacturers' sales branches.....	73	Wholesale merchants.....	2,818	Brokers.....	9
All other trades:		Leather and leather goods (except gloves and shoes) trade:		Commission merchants.....	267
Export commission houses.....	1	Manufacturers' sales branches.....	2	Manufacturers' agents.....	631
Importers.....	4	Lumber and building materials (other than metal) trade:		Manufacturers' sales branches.....	1,643
Oils, animal and vegetable (0.7 per cent of commodity sales)	27,055	Chain-store warehouses.....	25	Selling agents.....	237
Amusement and sporting goods trade:		Manufacturers' agents.....	118	Wholesale merchants.....	11,403
Importers.....	38	Manufacturers' sales branches.....	1,145	Plumbing and heating equipment and supplies trade:	
Chemical, drug, and allied products trade:		Wholesale merchants.....	1,213	Manufacturers' sales branches.....	70
Manufacturers' agents.....	337	Machinery, equipment, and supplies (except electrical) trade:		All other trades:	
Manufacturers' sales branches.....	5,093	Manufacturers' agents.....	20	Manufacturers' agents.....	3
Wholesale merchants.....	567	Manufacturers' sales branches.....	3	Manufacturers' sales branches.....	2
Farm products (not elsewhere specified) trade:		Wholesale merchants.....	283	Wholesale merchants.....	23
Wholesale merchants.....	590	Metals and minerals (except petroleum and scrap) trade:		Petroleum and petroleum products (10.4 per cent of commodity sales)	307,470
Farm supplies (except machinery and equipment, trade):		Wholesale merchants.....	3	Automotive trade:	
Brokers.....	883	Paper and paper products trade:		Manufacturers' agents.....	78
Drop shippers.....	120	Manufacturers' sales branches.....	35	Manufacturers' sales branches.....	70
Manufacturers' agents.....	83	Wholesale merchants.....	246	Wholesale merchants.....	400
Wholesale merchants.....	217	Plumbing and heating equipment and supplies trade:		Chemical, drug, and allied products trade:	
General merchandise trade:		Wholesale merchants.....	2	Manufacturers' sales branches.....	31
Commission merchants.....	208	All other trades:		Wholesale merchants.....	10
Export merchants.....	132	Brokers.....	1	Farm products (not elsewhere specified) trade:	
Importers.....	174	Drop shippers.....	2	Export merchants.....	18
Hardware trade:		Export commission houses.....	1	Manufacturers' agents.....	17
Wholesale merchants.....	407	Export merchants.....	11	Wholesale merchants.....	624
Lumber and building materials (other than metal) trade:		Manufacturers' agents.....	54	General merchandise trade:	
Wholesale merchants.....	234	Paper (wrapping, book, wallpaper, etc.) (1 per cent of commodity sales)	30,022	Commission merchants.....	2,212
Machinery, equipment, and supplies (except electrical) trade:		Amusement and sporting goods trade:		Export commission houses.....	22
District and general sales offices.....	25	Manufacturers' sales branches.....	120	Wholesale merchants.....	1
Wholesale merchants.....	47	Chemical, drug, and allied products trade:		Hardware trade:	
Paper and paper products trade:		Manufacturers' agents.....	23	Wholesale merchants.....	14
Wholesale merchants.....	10	Manufacturers' sales branches.....	312	Machinery, equipment, and supplies (except electrical) trade:	
Plumbing and heating equipment and supplies trade:		Wholesale merchants.....	277	District and general sales offices.....	51
Manufacturers' sales branches.....	3	Forest products (except lumber) trade:		Manufacturers' agents.....	1
All other trades:		Manufacturers' sales branches.....	5	Manufacturers' sales branches.....	14
Brokers.....	5,375	Wholesale merchants.....	103	Purchasing agents.....	221
Export commission houses.....	55	Furniture and house furnishings trade:		Selling agents.....	30
Export merchants.....	18	Importers.....	5	Wholesale merchants.....	340
Importers.....	1,862	Wholesale merchants.....	67	Metals and minerals (except petroleum and scrap) trade:	
Import commission merchants.....	1	General merchandise trade:		Brokers.....	153
Manufacturers' sales branches.....	8,361	Brokers.....	6	Paper and paper products trade:	
Selling agents.....	1,237	Export merchants.....	5	Manufacturers' sales branches.....	23
Wholesale merchants.....	70	Importers.....	1	Wholesale merchants.....	2
Optical goods (0.1 per cent of commodity sales)	3,788	Wholesale merchants.....	2	Petroleum and petroleum products trade:	
Amusement and sporting goods trade:		Hardware trade:		Brokers.....	773
Manufacturers' agents.....	32	Wholesale merchants.....	40	Bulk tank stations.....	245,951
Wholesale merchants.....	3	Lumber and building materials (other than metal) trade:		Drop shippers.....	477
Chemical, drug, and allied products trade:		Importers.....	11	Export commission houses.....	650
Manufacturers' sales branches.....	1	Wholesale merchants.....	12	Export merchants.....	9,822
Wholesale merchants.....	1	Machinery, equipment, and supplies (except electrical) trade:		General sales offices.....	100,535
Electrical trade:		Manufacturers' agents.....	3	Manufacturers' agents.....	100
Wholesale merchants.....	53	Manufacturers' sales branches.....	77	Manufacturers' sales branches.....	9,372
Jewelry and optical goods trade:		Purchasing agents.....	1,797	Selling agents.....	2,118
Manufacturers' agents.....	282	Wholesale merchants.....	233	Wagon distributors.....	53
Manufacturers' sales branches.....	1,333	Paper and paper products trade:		Wholesale merchants.....	22,279
Wholesale merchants.....	1,793	Brokers.....	8	Plumbing and heating equipment and supplies trade:	
Machinery, equipment, and supplies (except electrical) trade:		Commission merchants.....	30	Wholesale merchants.....	10
Manufacturers' sales branches.....	93	Drop shippers.....	8,313	All other trades:	
Selling agents.....	49	Manufacturers' agents.....	1,916	Export commission houses.....	24
Wholesale merchants.....	101	Manufacturers' sales branches.....	1,562	Export merchants.....	77
All other trades:		Resident buyers.....	360	Importers.....	833
Manufacturers' agents.....	25	Selling agents.....	139	Import commission merchants.....	37
Wholesale merchants.....	22	Wholesale merchants.....	23,370	Wholesale merchants.....	1
Ores, metallic (less than 0.1 per cent of commodity sales)	50	All other trades:		Piece goods, all kinds (1.8 per cent of commodity sales)	67,335
Chemical, drug, and allied products trade:		Export merchants.....	67	Dry goods and apparel trade:	
Wholesale merchants.....	5	Importers.....	82	Auction companies.....	17
General merchandise trade:		Import commission merchants.....	1	Chain store warehouses.....	16
Importers.....	16	Manufacturers' agents.....	15	Commission merchants.....	7,441
All other trades:		Wholesale merchants.....	51	Converters.....	2,296
Importers.....	23	Paper products (0.4 per cent of commodity sales)	10,030	Drop shippers.....	58
Import commission merchants.....	6	Amusement and sporting goods trade:		Importers.....	900
Paints, varnishes, and lacquers (0.7 per cent of commodity sales)	25,165	Wholesale merchants.....	51	Import selling agents.....	140
Amusement and sporting goods trade:		Chemical, drug, and allied products trade:		Manufacturers' agents.....	9,358
Wholesale merchants.....	20	Importers.....	1	Manufacturers' sales branches.....	2,409
Automotive trade:		Wholesale merchants.....	67	Selling agents.....	9,169
Wholesale merchants.....	2	Dry goods and apparel trade:		Wholesale merchants.....	27,748
Chemical, drug, and allied products trade:		Manufacturers' sales branches.....	425	Furniture and house furnishings trade:	
Chain-store warehouses.....	165	Manufacturers' agents.....	16	Importers.....	131
Manufacturers' agents.....	757	Wholesale merchants.....	4	Manufacturers' agents.....	45
Manufacturers' sales branches.....	10,486	Furniture and house furnishings trade:		Manufacturers' sales branches.....	123
Selling agents.....	580	Importers.....	30	Wholesale merchants.....	3,005
Wholesale merchants.....	5,210	Wholesale merchants.....	23	General merchandise trade:	
Furniture and house furnishings trade:		General merchandise trade:		Cooperative marketing associations.....	31
Wholesale merchants.....	13	Wholesale merchants.....	12	Export commission houses.....	7
General merchandise trade:		Grocery and food specialties trade:		Importers.....	209
Cooperative marketing associations.....	2	Cash-and-carry wholesalers.....	10	Wholesale merchants.....	308
Export commission houses.....	2	Wholesale merchants.....	10	Machinery, equipment, and supplies (except electrical) trade:	
Importers.....	1,976	Hardware trade:		Importers.....	275
		Wholesale merchants.....	18	Manufacturers' sales branches.....	151
		Machinery, equipment, and supplies (except electrical) trade:		Selling agents.....	148
		Manufacturers' agents.....	240	Wholesale merchants.....	814
		Manufacturers' sales branches.....	4	Paper and paper products trade:	
		Wholesale merchants.....	224	Manufacturers' agents.....	40
				Tobacco products trade:	
				Wholesale merchants.....	41

TABLE 13.—COMMODITY SALES BY KIND OF BUSINESS AND TYPE OF ESTABLISHMENT—Continued

[In thousands of dollars]

COMMODITY BY KIND OF BUSINESS AND TYPE OF ESTABLISHMENT	Net sales	COMMODITY BY KIND OF BUSINESS AND TYPE OF ESTABLISHMENT	Net sales	COMMODITY BY KIND OF BUSINESS AND TYPE OF ESTABLISHMENT	Net sales
Piece goods, all kinds—Continued.		Refrigerators—Continued.		Seeds, (field and garden) and bulbs—Contd.	
All other trades:		Electrical trade—Continued.		Farm products (not elsewhere specified) trade:	
Export merchants.....	112	Manufacturers' sales branches.....	6,239	Purchasing agents.....	65
Importers.....	39	Wholesale merchants.....	2,726	Wholesale merchants.....	1,438
Import commission merchants.....	4	Furniture and house furnishings trade:		Farm supplies (except machinery and equipment) trade:	
Manufacturers' agents.....	441	Manufacturers' agents.....	20	Brokers.....	4
Manufacturers' sales branches.....	614	Wholesale merchants.....	22	Importers.....	213
Selling agents.....	600	Hardware trade:		Selling agents.....	250
Wholesale merchants.....	560	Wholesale merchants.....	15	Wholesale merchants.....	3,078
Plumbing and heating equipment and supplies (0.9 per cent of commodity sales)	35,365	Machinery, equipment, and supplies (except electrical) trade:		Grocery and food specialties trade:	
Automotive trade:		Manufacturers' sales branches.....	1,131	Brokers.....	28
Manufacturers' agents.....	32	Wholesale merchants.....	318	General merchandise trade:	
Chemical, drug, and allied products trade:		Plumbing and heating equipment and supplies trade:		Commission merchants.....	21
Wholesale merchants.....	5	Chain-store warehouses.....	132	Machinery, equipment, and supplies (except electrical) trade:	
Electrical trade:		Manufacturers' agents.....	89	Manufacturers' agents.....	1
Manufacturers' agents.....	133	All other trades:		Purchasing agents.....	133
Manufacturers' sales branches.....	139	Importers.....	1	All other trades:	
Wholesale merchants.....	70	Wholesale merchants.....	38	Brokers.....	160
Furniture and house furnishings trade:		Rubber (crude) (less than 0.1 per cent of commodity sales)	1,830	Drop shippers.....	1
Chain store warehouses.....	218	Electrical trade:		Sheet metal work (1.0 per cent of commodity sales)	37,371
Manufacturers' agents.....	18	Wholesale merchants.....	190	Furniture and house furnishings trade:	
Wholesale merchants.....	62	General merchandise trade:		Manufacturers' agents.....	85
Hardware trade:		Commission merchants.....	146	Manufacturers' sales branches.....	133
Brokers.....	2	Export commission houses.....	2	Machinery, equipment, and supplies (except electrical) trade:	
Export merchants.....	2	Importers.....	13	Manufacturers' sales branches.....	143
Manufacturers' sales branches.....	44	Machinery, equipment, and supplies (except electrical) trade:		Wholesale merchants.....	802
Wholesale merchants.....	1,577	Wholesale merchants.....	120	Metals and minerals (except petroleum and scrap) trade:	
Lumber and building materials (other than metal) trade:		All other trades:		Manufacturers' agents.....	34
Manufacturers' agents.....	16	Brokers.....	350	Manufacturers' sales branches.....	34,000
Machinery, equipment, and supplies (except electrical) trade:		Importers.....	40	Warehouses (distributing).....	184
Manufacturers' agents.....	520	Wholesale merchants.....	969	Wholesale merchants.....	818
Manufacturers' sales branches.....	136	Sand, gravel, and crushed stone (0.1 per cent of commodity sales)	5,713	Wholesaling manufacturers.....	216
Purchasing agents.....	267	Forest products (except lumber) trade:		Plumbing and heating equipment and supplies trade:	
Selling agents.....	11	Wholesale merchants.....	222	Wholesale merchants.....	45
Wholesale merchants.....	761	General merchandise trade:		All other trades:	
Metals and minerals (except petroleum and scrap) trade:		Importers.....	86	Wholesale merchants.....	5
Manufacturers' agents.....	12	Lumber and building materials (other than metal) trade:		Shoes and other footwear (including rubber) (0.4 per cent of commodity sales)	15,371
Manufacturers' sales branches.....	210	Chain-store warehouses.....	6	Amusement and sporting goods trade:	
Wholesale merchants.....	21	Manufacturers' agents.....	123	Manufacturers' sales branches.....	118
Plumbing and heating equipment and supplies trade:		Manufacturers' sales branches.....	49	Wholesale merchants.....	36
Chain store warehouses.....	275	Wholesale merchants.....	4,900	Automotive trade:	
Manufacturers' agents.....	3,400	Machinery, equipment, and supplies (except electrical) trade:		Manufacturers' sales branches.....	236
Manufacturers' sales branches.....	8,454	Manufacturers' sales branches.....	35	Chemical, drug, and allied products trade:	
Wholesale merchants.....	18,807	Wholesale merchants.....	34	Manufacturers' sales branches.....	556
Wholesaling manufacturers.....	162	Metals and minerals (except petroleum and scrap) trade:		Dry goods and apparel trade:	
All other trades:		Manufacturers' sales branches.....	9	Auction companies.....	203
Manufacturers' sales branches.....	11	All other trades:		Chain store warehouses.....	2,349
Radio sets, parts, and accessories (1.1 per cent of commodity sales)	41,810	Importers.....	142	Commission merchants.....	110
Amusement and sporting goods trade:		Wholesale merchants.....	107	Manufacturers' agents.....	1,530
Manufacturers' sales branches.....	915	Second-hand merchandise (all kinds) (0.1 per cent of commodity sales)	5,342	Manufacturers' sales branches.....	3,221
Automotive trade:		Automotive trade:		Warehouses (distributing).....	255
Wholesale merchants.....	2,118	Wholesale merchants.....	170	Wholesale merchants.....	5,242
Electrical trade:		Dry goods and apparel trade:		Furniture and house furnishings trade:	
Cash-and-carry wholesalers.....	182	Export merchants.....	20	Importers.....	4
Chain store warehouses.....	91	Electrical trade:		General merchandise trade:	
Manufacturers' agents.....	2,688	Wholesale merchants.....	29	Auction companies.....	2
Manufacturers' sales branches.....	7,931	Farm products (not elsewhere specified) trade:		Cooperative marketing associations.....	23
Selling agents.....	8	Wholesale merchants.....	25	Export commission houses.....	2
Wholesale merchants.....	25,085	Forest products (except lumber) trade:		Importers.....	20
Forest products (except lumber) trade:		Wholesale merchants.....	112	Wholesale merchants.....	16
Manufacturers' sales branches.....	15	Furniture and house furnishings trade:		Jewelry and optical goods trade:	
Furniture and house furnishings trade:		Auction companies.....	261	Selling agents.....	12
Auction companies.....	2	Chain-store warehouses.....	453	Leather and leather goods (except gloves and shoes) trade:	
Chain store warehouses.....	1,276	Importers.....	72	Wholesale merchants.....	92
Manufacturers' sales branches.....	63	Manufacturers' sales branches.....	3	All other trades:	
Wholesale merchants.....	116	General merchandise trade:		Import commission merchants.....	1
General merchandise trade:		Cooperative marketing associations.....	67	Manufacturers' sales branches.....	912
Auction companies.....	50	Importers.....	11	Wholesale merchants.....	420
Export commission houses.....	1	Iron and steel scrap and other waste materials trade:		Soaps and toilet preparations (1.3 per cent of commodity sales)	48,833
Wholesale merchants.....	20	Wholesale merchants.....	55	Amusement and sporting goods trade:	
Hardware trade:		Lumber and building materials (other than metal) trade:		Manufacturers' agents.....	19
Manufacturers' agents.....	30	Wholesale merchants.....	7	Automotive trade:	
Wholesale merchants.....	47	Machinery, equipment, and supplies (except electrical) trade:		Manufacturers' agents.....	55
Machinery, equipment, and supplies (except electrical) trade:		Manufacturers' agents.....	41	Manufacturers' sales branches.....	50
Manufacturers' sales branches.....	18	Manufacturers' sales branches.....	75	Chemical, drug, and allied products trade:	
Selling agents.....	1	Wholesale merchants.....	3,103	Chain store warehouses.....	988
Metals and minerals (except petroleum and scrap) trade:		Paper and paper products trade:		Importers.....	148
Manufacturers' sales branches.....	10	Wholesale merchants.....	4	Manufacturers' agents.....	2,231
Paper and paper products trade:		Plumbing and heating equipment and supplies trade:		Manufacturers' sales branches.....	13,666
Manufacturers' sales branches.....	185	Manufacturers' sales branches.....	185	Selling agents.....	911
All other trades:		Wholesale merchants.....	41	Wholesale merchants.....	7,571
Importers.....	24	All other trades:		Dry goods and apparel trade:	
Manufacturers' agents.....	6	Manufacturers' agents.....	1	Auction companies.....	1
Wholesale merchants.....	34	Manufacturers' sales branches.....	2	Wholesale merchants.....	12
Refrigerators (mechanical—household and commercial) (0.3 per cent of commodity sales)	11,054	Wholesale merchants.....	596	Electrical trade:	
Amusement and sporting goods trade:		Seeds (field and garden) and bulbs (0.1 per cent of commodity sales)	5,395	Manufacturers' agents.....	6
Manufacturers' agents.....	45	Chemical, drug, and allied products trade:		Manufacturers' sales branches.....	1
Automotive trade:		Manufacturers' agents.....	3	Food products (not elsewhere specified) trade:	
Wholesale merchants.....	58			Manufacturers' sales branches.....	713
Electrical trade:					
Manufacturers' agents.....	211				

CENSUS OF DISTRIBUTION

TABLE 13.—COMMODITY SALES BY KIND OF BUSINESS AND TYPE OF ESTABLISHMENT—Continued

[In thousands of dollars]

COMMODITY BY KIND OF BUSINESS AND TYPE OF ESTABLISHMENT	Net sales	COMMODITY BY KIND OF BUSINESS AND TYPE OF ESTABLISHMENT	Net sales	COMMODITY BY KIND OF BUSINESS AND TYPE OF ESTABLISHMENT	Net sales
Soaps and toilet preparations—Continued.		Stationery and stationery supplies—Contd.		Tin, block (0.1 per cent of commodity sales)...	2,211
Grocery and food specialties trade:		Paper and paper products trade:		General merchandise trade:	543
Brokers.....	342	Brokers.....	12	Importers.....	
Cash-and-carry wholesalers.....	1,315	Chain-store warehouses.....	1,884	Hardware trade:	
Chain store warehouses.....	2,789	Cooperative sales agencies.....	73	Wholesale merchants.....	5
Commissaries.....	1	Manufacturers' agents.....	550	Metals and minerals (except petroleum and scrap) trade:	
Cooperative buying associations.....	509	Manufacturers' sales branches.....	4,630	Manufacturers' sales branches.....	71
Drop shippers.....	62	Selling agents.....	16	Wholesale merchants.....	37
Export merchants.....	21	Wholesale merchants.....	2,656	Plumbing and heating equipment and supplies trade:	
Importers.....	22	Tobacco products trade:		Wholesale merchants.....	79
Manufacturers' agents.....	832	Wholesale merchants.....	108	All other trades:	
Manufacturers' sales branches.....	8,634	All other trades:		Export commission houses.....	5
Manufacturers' sales branches.....	364	Export commission houses.....	107	Manufacturers' sales branches.....	1,474
Wholesale merchants.....	5,978	Manufacturers' sales branches.....	405	Wholesale merchants.....	2
General merchandise trade:		Wholesale merchants.....		Tobacco (leaf) (less than 0.1 per cent of commodity sales)...	665
Export commission houses.....	3	Surgical, dental, and hospital equipment and supplies (0.3 per cent of commodity sales)...	10,100	Farm products (not elsewhere specified) trade:	
Wholesale merchants.....	9	Chemical, drug, and allied products trade:		Importers.....	51
Machinery, equipment, and supplies (except electrical) trade:		Chain-store warehouses.....	62	Wholesale merchants.....	138
Manufacturers' sales branches.....	126	Manufacturers' sales branches.....	225	General merchandise trade:	
Purchasing agents.....	57	Wholesale merchants.....	211	Importers.....	118
Wholesale merchants.....	1,185	Dry goods and apparel trade:		Tobacco products trade:	
Paper and paper products trade:		Wholesale merchants.....	25	Wholesale merchants.....	308
Wholesale merchants.....	19	Electrical trade:		Toilet articles (less than 0.1 per cent of commodity sales)...	1,785
Petroleum and petroleum products trade:		Manufacturers' agents.....	17	Amusement and sporting goods trade:	
Wholesale merchants.....	77	Manufacturers' sales branches.....	5	Wholesale merchants.....	9
Tobacco products trade:		Jewelry and optical goods trade:		Chemical, drug, and allied products trade:	
Wholesale merchants.....	57	Manufacturers' sales branches.....	51	Chain store warehouses.....	259
All other trades:		Machinery, equipment, and supplies (except electrical) trade:		Importers.....	24
Brokers.....	3	Brokers.....	12	Manufacturers' agents.....	64
Export merchants.....	3	Cooperative sales agencies.....	35	Manufacturers' sales branches.....	194
Import commission merchants.....	1	District and general sales offices.....	463	Selling agents.....	1
Manufacturers' agents.....	51	Manufacturers' agents.....	350	Wholesale merchants.....	163
Wholesale merchants.....	4	Manufacturers' sales branches.....	3,135	Dry goods and apparel trade:	
Sporting goods (0.3 per cent of commodity sales)...	13,359	Selling agents.....	76	Wholesale merchants.....	8
Amusement and sporting goods trade:		Wholesale merchants.....	5,431	General merchandise trade:	
Importers.....	25	Wholesaling manufacturers.....	6	Wholesale merchants.....	131
Manufacturers' agents.....	1,744	All other trades:		Hardware trade:	
Manufacturers' sales branches.....	3,463	Manufacturers' sales branches.....	5	Manufacturers' agents.....	287
Selling agents.....	146	Textile products (not classified elsewhere) (0.5 per cent of commodity sales)...	18,218	Wholesale merchants.....	21
Wholesale merchants.....	3,700	Amusement and sporting goods trade:		Wholesale merchants.....	18
Automotive trade:		Wholesale merchants.....	107	Leather and leather goods (except gloves and shoes) trade:	
Manufacturers' sales branches.....	69	Chemical, drug, and allied products trade:		Manufacturers' agents.....	2
Chemical, drug, and allied products trade:		Manufacturers' agents.....	83	Machinery, equipment, and supplies (except electrical) trade:	
Importers.....	2	Manufacturers' sales branches.....	143	Wholesale merchants.....	90
Manufacturers' sales branches.....	439	Importers.....	83	Tobacco products trade:	
Wholesale merchants.....	32	Manufacturers' agents.....	1,652	Wholesale merchants.....	11
Dry goods and apparel trade:		Manufacturers' sales branches.....	219	All other trades:	
Auction companies.....	15	Selling agents.....	1,810	Manufacturers' sales branches.....	408
Manufacturers' agents.....	95	Wholesale merchants.....		Wholesale merchants.....	80
Wholesale merchants.....	5	Farm products (not elsewhere specified) trade:		Toys and games (0.1 per cent of commodity sales)...	5,242
Electrical trade:		Brokers.....	38	Amusement and sporting goods trade:	
Manufacturers' agents.....	25	Assemblers.....	39	Export merchants.....	34
Wholesale merchants.....	60	Wholesale merchants.....	705	Importers.....	31
General merchandise trade:		Farm supplies (except machinery and equipment) trade:		Manufacturers' agents.....	901
Commission merchants.....	9	Wholesale merchants.....	18	Manufacturers' sales branches.....	849
Cooperative marketing associations.....	2	Wholesale merchants.....	5	Wholesale merchants.....	2,079
Export commission houses.....	2	Grocery and food specialties trade:		Dry goods and apparel trade:	
Importers.....	84	Wholesale merchants.....		Auction companies.....	3
Wholesale merchants.....	138	Furniture and house furnishings trade:		Wholesale merchants.....	18
Hardware trade:		Selling agents.....	725	General merchandise trade:	
Manufacturers' agents.....	149	Wholesale merchants.....	90	Export commission houses.....	1
Wholesale merchants.....	2,497	General merchandise trade:		Importers.....	150
Leather and leather goods (except gloves and shoes) trade:		Commission merchants.....	445	Wholesale merchants.....	437
Wholesale merchants.....	33	Export merchants.....	11	Hardware trade:	
Machinery, equipment, and supplies (except electrical) trade:		Importers.....	76	Manufacturers' agents.....	15
Wholesale merchants.....	17	Wholesale merchants.....	2	Wholesale merchants.....	140
Paper and paper products trade:		Hardware trade:		Machinery, equipment, and supplies (except electrical) trade:	
Wholesale merchants.....	30	Brokers.....	1	Manufacturers' sales branches.....	37
All other trades:		Manufacturers' agents.....	73	Paper and paper products trade:	
Manufacturers' agents.....	16	Iron and steel scrap and other waste materials trade:		Manufacturers' sales branches.....	107
Manufacturers' sales branches.....	47	Wholesale merchants.....	1,606	Wholesale merchants.....	73
Wholesale merchants.....	520	Jewelry and optical goods trade:		All other trades:	
Stationery and stationery supplies (0.4 per cent of commodity sales)...	13,973	Manufacturers' agents.....	20	Importers.....	80
Amusement and sporting goods trade:		Wholesale merchants.....	17	Manufacturers' agents.....	2
Importers.....	20	Machinery, equipment, and supplies (except electrical) trade:		Manufacturers' sales branches.....	2
Wholesale merchants.....	144	Manufacturers' agents.....	53	Wholesale merchants.....	137
Chemical, drug, and allied products trade:		Manufacturers' sales branches.....	317	Waste materials (except scrap iron and steel) (0.4 per cent of commodity sales)...	14,322
Manufacturers' sales branches.....	248	Selling agents.....	64	Furniture and house furnishings trade:	
Wholesale merchants.....	360	Wholesale merchants.....	8	Wholesale merchants.....	27
Dry goods and apparel trade:		Metals and minerals (except petroleum and scrap) trade:		General merchandise trade:	
Auction companies.....	7	Commission merchants.....	4	Brokers.....	3
Manufacturers' sales branches.....	72	Importers.....	180	Iron and steel scrap and other waste materials trade:	
Electrical trade:		Paper and paper products trade:		Export commission houses.....	90
Manufacturers' sales branches.....	623	Manufacturers' agents.....	30	Export merchants.....	353
Furniture and house furnishings trade:		All other trades:		Wholesale merchants.....	13,391
Manufacturers' agents.....	32	Brokers.....	882	Machinery, equipment, and supplies (except electrical) trade:	
General merchandise trade:		Export commission houses.....	1	Manufacturers' sales branches.....	5
Cooperative marketing associations.....	26	Export merchants.....	1,106	Wholesale merchants.....	38
Export commission houses.....	1	Importers.....	83	All other trades:	
Wholesale merchants.....	161	Manufacturers' agents.....	393	Export merchants.....	17
Machinery, equipment, and supplies (except electrical) trade:		Manufacturers' sales branches.....	1,262	Importers.....	99
Manufacturers' agents.....	64	Purchasing agents.....	75	Wholesale merchants.....	299
Manufacturers' sales branches.....	1,449	Selling agents.....	1,863		
Wholesale merchants.....	134	Wholesale merchants.....	3,610		

TABLE 13.—COMMODITY SALES BY KIND OF BUSINESS AND TYPE OF ESTABLISHMENT—Continued

[In thousands of dollars]

COMMODITY BY KIND OF BUSINESS AND TYPE OF ESTABLISHMENT	Net sales	COMMODITY BY KIND OF BUSINESS AND TYPE OF ESTABLISHMENT	Net sales	COMMODITY BY KIND OF BUSINESS AND TYPE OF ESTABLISHMENT	Net sales
Wood products (1.0 per cent of commodity sales)	38,814	Yarn (less than 0.1 per cent of commodity sales)	1,712	Miscellaneous commodities—Continued.	
Chemical, drug, and allied products trade:		Dry goods and apparel trade:		Grocery and food specialties trade—Contd.	
Manufacturers' agents	47	Manufacturers' agents	76	Purchasing agents	5
Manufacturers' sales branches	3	Manufacturers' sales branches	267	Selling agents	16
Wholesale merchants	108	Wholesale merchants	360	Wagon distributors	1
Dry goods and apparel trade:		General merchandise trade:		Wholesale merchants	4,062
Manufacturers' agents	11	Wholesale merchants	16	Wholesaling manufacturers	1,145
Wholesale merchants	8	Paper and paper products trade:		Forest products (except lumber) trade:	
Electrical trade:		Wholesale merchants	3	Wholesale merchants	37
Manufacturers' agents	17	All other trades:		Furniture and house furnishings trade:	
Manufacturers' sales branches	69	Manufacturers' agents	573	Chain store warehouses	246
Farm products (not elsewhere specified) trade:		Manufacturers' sales branches	413	Importers	310
Brokers	23	Zinc bars, plates, shapes, and sheets (less than 0.1 per cent of commodity sales)	280	Manufacturers' agents	63
Wholesale merchants	27	General merchandise trade:		Manufacturers' sales branches	248
Forest products (except lumber) trade:		Commission merchants	35	Wholesale merchants	680
Brokers	400	Hardware trade:		General merchandise trade:	
Cooperative sales agencies	94	Wholesale merchants	0	Brokers	2,875
Export selling agents	0,200	Machinery, equipment, and supplies (except electrical) trade:		Commission merchants	707
Importers	12	Manufacturers' sales branches	24	Cooperative marketing associations	18
Manufacturers' agents	1,096	Wholesale merchants	5	Export commission houses	106
Manufacturers' sales branches	973	Metals and minerals (except petroleum and scrap) trade:		Export merchants	2,365
Selling agents	898	Manufacturers' agents	37	Importers	9,088
Wholesale merchants	7,980	Manufacturers' sales branches	135	Selling agents	200
Furniture and house furnishings trade:		Wholesale merchants	18	Wholesale merchants	784
Importers	72	Plumbing and heating equipment and supplies trade:		Hardware trade:	
Manufacturers' agents	5	Manufacturers' agents	20	Export merchants	12
Wholesale merchants	184	Miscellaneous commodities (2.5 per cent of commodity sales)	98,230	Manufacturers' agents	327
Wholesaling manufacturers	45	Amusement and sporting goods trade:		Wholesale merchants	123
General merchandise trade:		Export merchants	133	Iron and steel scrap and other waste materials trade:	
Export merchants	5	Manufacturers' sales branches	1	Export merchants	113
Importers	177	Wholesale merchants	690	Jewelry and optical goods trade:	
Wholesale merchants	127	Automotive trade:		Manufacturers' sales branches	451
Hardware trade:		Manufacturers' agents	57	Selling agents	13
Wholesale merchants	2	Manufacturers' sales branches	2	Wholesale merchants	395
Leather and leather goods (except gloves and shoes) trade:		Wholesale merchants	62	Leather and leather goods (except gloves and shoes) trade:	
Manufacturers' agents	38	Chemical, drug, and allied products trade:		Manufacturers' agents	40
Lumber and building materials (other than metal) trade:		Chain store warehouses	4,605	Manufacturers' sales branches	4
Brokers	941	Importers	7	Wholesale merchants	2,455
Chain store warehouses	27	Manufacturers' agents	271	Lumber and building materials (other than metal) trade:	
Commission merchants	443	Manufacturers' sales branches	893	Export commission houses	71
Drop shippers	65	Wholesale merchants	1,538	Importers	7
Importers	181	Dry goods and apparel trade:		Manufacturers' sales branches	6
Manufacturers' agents	735	Auction companies	2	Wholesale merchants	400
Manufacturers' sales branches	4,460	Manufacturers' agents	2	Machinery, equipment, and supplies (except electrical) trade:	
Selling agents	418	Manufacturers' sales branches	2	Importers	75
Wholesale merchants	6,148	Selling agents	15	Manufacturers' agents	1,574
Machinery, equipment, and supplies (except electrical) trade:		Wholesale merchants	194	Manufacturers' sales branches	4,530
Importers	131	Electrical trade:		Purchasing agents	345
Manufacturers' sales branches	214	Manufacturers' sales branches	2,087	Selling agents	293
Purchasing agents	5,001	Selling agents	12	Wholesale merchants	4,400
Wholesale merchants	653	Wholesale merchants	89	Wholesaling manufacturers	22
Warehouses (distributing)	10	Farm products (not elsewhere specified) trade:		Metals and minerals (except petroleum and scrap) trade:	
Metals and minerals (except petroleum and scrap) trade:		Brokers	6	Commission merchants	32
Wholesale merchants	3	Drop shippers	3	Importers	27
Paper and paper products trade:		Export merchants	151	Manufacturers' sales branches	111
Chain store warehouses	3	Wholesale merchants	957	Selling agents	138
Manufacturers' agents	18	Farm supplies (except machinery and equipment) trade:		Wholesale merchants	30
Wholesale merchants	4	Brokers	80	Paper and paper products trade:	
Plumbing and heating equipment and supplies trade:		Manufacturers' sales branches	240	Manufacturers' agents	19
Manufacturers' agents	33	Wholesale merchants	312	Manufacturers' sales branches	371
All other trades:		Food products (not elsewhere specified) trade:		Wholesale merchants	400
Brokers	36	Brokers	21	Petroleum and petroleum products trade:	
Drop shippers	1	Commission merchants	510	Export merchants	846
Export commission houses	12	Cooperative marketing associations	442	Manufacturers' agents	13
Export merchants	32	Cooperatives sales agents	11	Wholesale merchants	11
Importers	67	Export merchants	8	Plumbing and heating equipment and supplies trade:	
Import commission merchants	1	Manufacturers' sales branches	513	Manufacturers' sales branches	20
Wholesale merchants	41	Selling agents	720	Wholesale merchants	1,091
Wool, raw (0.1 per cent of commodity sales)	4,015	Shippers	60	Tobacco products trade:	
Farm products (not elsewhere specified) trade:		Wholesale merchants	522	Wholesale merchants	308
Brokers	0	Wholesaling manufacturers	39	All other trades:	
Cooperative marketing associations	75	Grocery and food specialties trade:		Brokers	10,060
Wholesale merchants	3,597	Brokers	1,523	Commission merchants	230
Farm supplies (except machinery and equipment) trade:		Cash-and-carry wholesalers	31	Drop shippers	13
Wholesale merchants	112	Chain-store warehouses	322	Export commission houses	6
Grocery and food specialties trade:		Cooperative buying associations	2	Export merchants	2,137
Selling agents	147	Export commission houses	2	Importers	3,014
Iron and steel scrap and other waste materials trade:		Export merchants	3,203	Import commission merchants	360
Wholesale merchants	5	Importers	1,874	Manufacturers' agents	2,007
All other trades:		Import commission merchants	29	Manufacturers' sales branches	788
Wholesale merchants	73	Manufacturers' agents	4,366	Selling agents	912
		Manufacturers' sales branches	6,333	Wholesale merchants	2,754