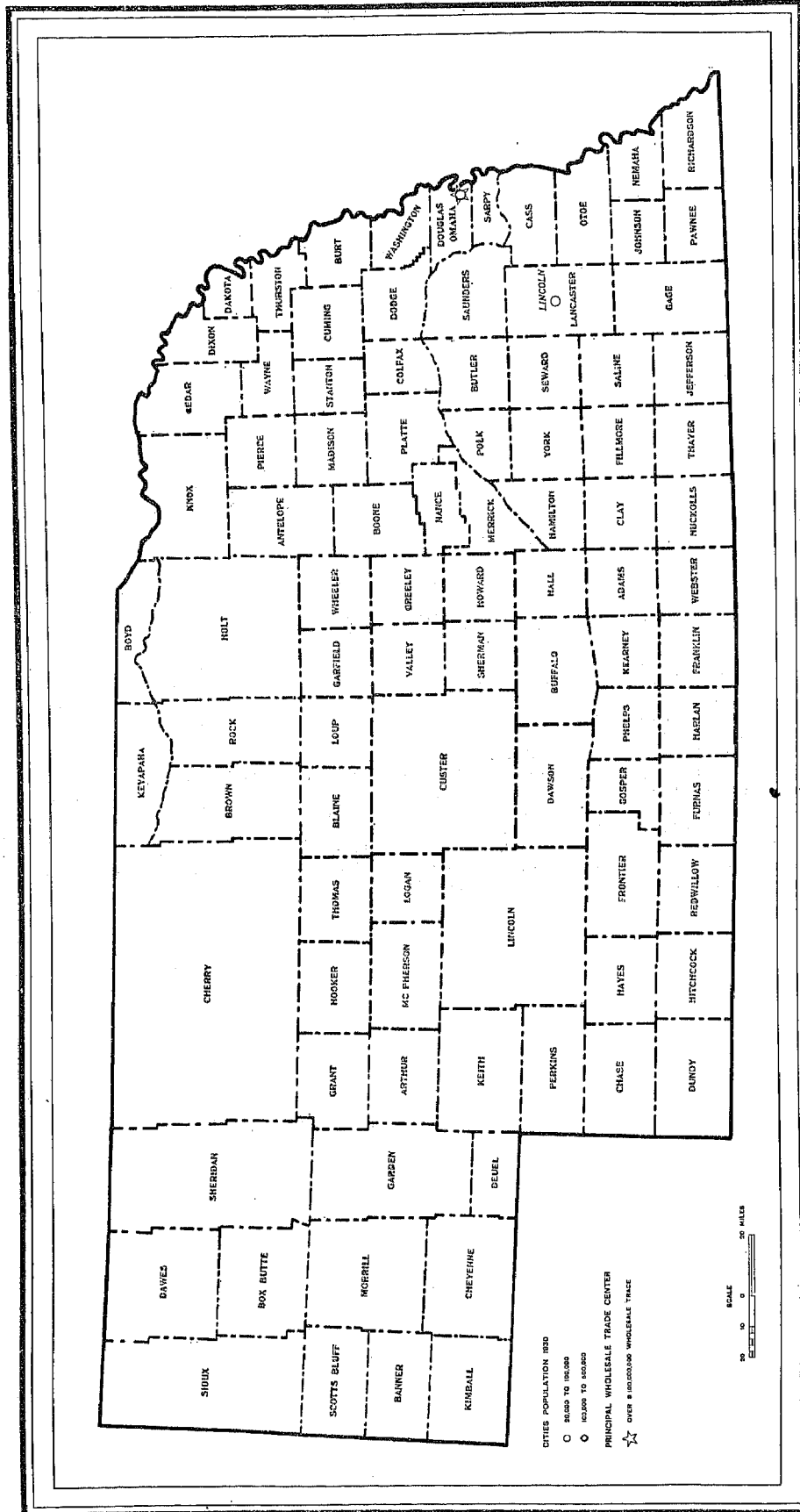


NEBRASKA

CONTENTS

	Page
Map.....	888
Table 1.—Summary of wholesale trade, by principal classifications.....	889
Table 2.—Wholesalers only, by kind of business.....	889
Table 3.—Wholesale trade, by kind of business.....	892
Table 4.—Wholesale trade, by type of establishment.....	897
Table 5.—Number of establishments, by type and kind of business.....	898
Tables 6, 7.—Net sales and total expenses, by type of wholesale establishment and kind of business.....	899
Table 8.—Summary of wholesale trade, by character of organization.....	899
Table 9.—Wholesale trade, by the number of marketing units and kind of business.....	900
Table 10.—Employees engaged in wholesale trade, by kind of business.....	901
Table 11.—Classification of wholesale merchants according to net sales, by kind of business.....	903
Table 12.—Number of wholesale establishments, by kind of business, for cities having 20,000 population and over.....	904
Table 13.—Commodity sales, by kind of business and type of establishment.....	904

WHOLESALE CENTERS IN NEBRASKA



WHOLESALE DISTRIBUTION—NEBRASKA: 1929

891

TABLE 2.—WHOLESALESALES ONLY, BY KIND OF BUSINESS—Continued

An (x) indicates that the amount must be withheld to avoid disclosure of individual operations, but it is included in the totals]

KIND OF BUSINESS (Establishments classified by major lines of merchandise)	Number of establishments	NUMBER OF EMPLOYEES (proprietors not included)			SALARIES AND WAGES	TOTAL EXPENSES (including salaries and wages)	STOCKS ON HAND, END OF YEAR (at cost)	NET SALES		CREDIT SALES ¹ (see text, p. 50)		SALES TO ULTIMATE CONSUMERS (at retail)	SALES TO INDUSTRIAL CONSUMERS
		Total	Male	Female				Amount	Per cent of total	Amount	Per cent of net sales		
Plumbing and heating equipment and supplies.....	17	340	310	36	\$631,035	\$1,227,598	\$1,057,650	\$5,138,008	1.93	\$4,930,535	95.98	\$109,407	\$907,900
Plumbing equipment and supplies.....	14	306	272	34	566,423	1,124,175	950,498	4,827,154	1.72	4,656,088	96.46	87,000	750,128
Heating equipment and supplies.....	3	40	38	2	64,612	103,423	98,152	310,854	.11	274,447	88.20	22,407	157,772
Tobacco and tobacco products (except leaf).....	11	104	66	38	139,352	276,064	258,862	4,393,945	1.67	2,182,112	49.86	28,942	-----
All other ²	12	128	79	49	228,307	407,888	221,552	2,453,701	.87	1,734,710	70.70	-----	-----
OMAHA (Pop. 214,006)													
Total.....	293	5,603	4,639	964	\$10,189,147	\$21,294,246	\$25,893,815	\$187,656,798	100.00	\$84,809,220	45.19	\$6,261,066	\$8,261,246
Types of wholesalers:													
Service wholesalers.....	277	5,428	4,480	939	9,831,212	20,702,900	25,389,371	182,710,671	97.36	81,088,426	44.38	6,039,847	7,032,173
Importers.....	1	(x)	(x)	(x)	(x)	(x)	(x)	(x)	(x)	(x)	(x)	(x)	(x)
Wholesale merchants.....	276	(x)	(x)	(x)	(x)	(x)	(x)	(x)	(x)	(x)	(x)	(x)	(x)
Limited function wholesalers ³	4	18	14	4	56,765	124,956	8,752	2,459,583	1.31	2,433,262	98.93	-----	-----
Supply and machinery distributors.....	12	157	130	21	301,170	466,384	435,692	2,486,541	1.33	1,287,512	51.78	221,219	1,240,673
Amusement and sporting goods.....	8	99	53	46	195,627	390,281	12,622	1,044,229	.56	131,147	12.56	-----	-----
Automotive.....	27	690	610	80	1,420,880	2,907,189	1,753,696	20,533,384	10.94	2,499,073	12.16	4,402,920	403,000
Chemicals, drugs, and allied products.....	13	225	173	52	401,061	722,822	706,918	3,876,889	2.07	3,438,007	88.68	21,719	321,793
Chemicals (industrial).....	1	(x)	(x)	(x)	(x)	(x)	(x)	(x)	(x)	(x)	(x)	(x)	(x)
Drugs and drug sundries (general line).....	2	(x)	(x)	(x)	(x)	(x)	(x)	(x)	(x)	(x)	(x)	(x)	(x)
Drugs and drug sundries (specialty).....	4	21	19	2	38,992	70,805	13,350	164,915	.09	4,715	2.86	-----	115,000
Paints, varnishes, lacquers, and enamels.....	6	63	57	6	125,039	265,316	132,790	885,219	.47	716,423	80.93	21,719	55,062
Dry goods and apparel.....	19	384	294	90	570,856	1,653,731	906,878	5,735,112	3.06	5,110,118	89.10	5,568	-----
Electrical.....	8	196	161	34	266,698	533,867	365,219	3,894,167	1.81	1,672,856	49.20	145,088	1,099,354
Farm products (not elsewhere specified).....	19	338	298	40	766,263	2,376,108	9,708,085	63,228,406	33.69	2,674,900	4.23	-----	621,962
Flowers and nursery stock.....	2	(x)	(x)	(x)	(x)	(x)	(x)	(x)	(x)	(x)	(x)	(x)	(x)
Grain.....	12	294	256	38	685,848	2,179,932	9,691,532	51,532,739	27.46	2,608,826	5.00	-----	(x)
Livestock (other than horses and mules).....	5	(x)	(x)	(x)	(x)	(x)	(x)	(x)	(x)	(x)	(x)	(x)	(x)
Farm supplies (except machinery and equipment).....	4	(x)	(x)	(x)	(x)	(x)	(x)	(x)	(x)	(x)	(x)	(x)	(x)
Food products (not elsewhere specified).....	32	275	253	22	517,169	842,320	303,089	12,049,804	6.42	6,199,443	51.45	95,386	-----
Furniture and house furnishings.....	6	250	205	45	394,559	768,151	1,026,682	4,453,564	2.37	3,901,924	87.61	310,883	6,838
General merchandise.....	2	(x)	(x)	(x)	(x)	(x)	(x)	(x)	(x)	(x)	(x)	(x)	(x)
Groceries and food specialties.....	23	944	768	176	1,777,661	3,228,006	4,023,321	26,359,071	14.05	23,036,939	87.40	67,800	-----
Groceries (general line).....	14	870	711	159	1,681,502	2,988,155	3,878,742	24,824,968	13.23	21,982,069	88.55	25,000	-----
Food and grocery specialties.....	9	74	57	17	96,159	239,851	144,579	1,534,103	.82	1,054,870	68.70	42,800	-----
Hardware.....	4	251	211	40	425,178	740,420	1,323,554	4,624,189	2.46	4,324,228	93.51	-----	48,136
Iron and steel scrap and other waste materials.....	7	46	29	17	38,820	108,634	47,858	362,086	.19	245,843	67.00	2,000	236,343
Jewelry and optical goods.....	4	(x)	(x)	(x)	(x)	(x)	(x)	(x)	(x)	(x)	(x)	(x)	(x)
Leather and leather goods (except gloves and shoes).....	5	54	50	4	69,628	147,525	202,212	766,153	.41	687,481	89.73	-----	22,000
Lumber and building materials (other than metal).....	20	333	299	34	648,607	1,282,657	1,374,924	10,185,523	5.43	8,953,990	87.01	214,057	1,061,712
Construction and building materials (other than metal and wood).....	10	124	109	15	190,911	383,330	290,331	2,618,027	1.34	2,153,889	85.54	5,985	-----
Lumber and mill work.....	10	209	190	19	457,696	899,327	1,084,593	7,667,496	4.09	6,800,110	88.69	208,072	1,061,712
Machinery equipment and supplies (except electrical).....	35	359	298	61	718,015	1,303,708	1,277,262	5,884,856	3.14	4,207,966	71.50	495,939	1,453,166
Commercial equipment and supplies.....	1	(x)	(x)	(x)	(x)	(x)	(x)	(x)	(x)	(x)	(x)	(x)	(x)
Farm machinery and equipment.....	5	72	57	15	148,774	306,493	359,580	1,408,048	.75	1,243,647	88.29	7,500	-----
Manufacturing, mining, and drilling machinery, equipment, and supplies.....	12	157	136	21	301,170	466,384	435,692	2,486,541	1.33	1,287,512	51.78	221,219	1,249,673
Professional equipment and supplies.....	6	81	63	18	171,907	317,016	355,402	1,366,711	.72	1,241,240	91.49	267,220	-----
Service equipment and supplies.....	10	37	33	4	82,512	185,169	125,408	543,138	.29	405,567	73.99	-----	203,493
Transportation equipment and supplies.....	1	(x)	(x)	(x)	(x)	(x)	(x)	(x)	(x)	(x)	(x)	(x)	(x)
Metals and minerals (except petroleum and scrap).....	11	114	98	16	223,561	411,509	52,263	4,846,854	2.58	4,477,893	92.41	-----	731,365
Paper and paper products.....	12	(x)	(x)	(x)	(x)	(x)	(x)	(x)	(x)	(x)	(x)	(x)	(x)
Paper and paper products (general line).....	8	259	213	46	571,452	853,762	988,312	4,811,873	2.56	3,794,443	78.86	-----	1,288,464
Paper and paper products (specialty other than specified).....	1	(x)	(x)	(x)	(x)	(x)	(x)	(x)	(x)	(x)	(x)	(x)	(x)
Wall paper.....	3	25	20	5	56,824	123,203	82,465	407,118	.22	294,766	72.40	2,176	-----
Petroleum and petroleum products.....	8	193	178	15	151,106	1,006,369	64,826	2,428,789	1.20	598,603	23.41	60,700	230,537
Plumbing and heating equipment and supplies.....	12	238	217	21	419,542	824,309	615,709	3,437,570	1.83	3,274,015	95.24	109,407	787,146
Tobacco and tobacco products (except leaf).....	4	(x)	(x)	(x)	(x)	(x)	(x)	(x)	(x)	(x)	(x)	(x)	(x)
All other.....	10	122	73	49	220,807	389,963	218,552	2,412,262	1.20	1,730,930	71.76	-----	-----

¹ Credit sales are not on a basis completely comparable to net sales in some kind of business classifications since certain establishments did not answer this inquiry, and also what constituted credit sales for certain purposes was in some few instances interpreted differently by reporting companies.

² Includes 2 establishments handling books, periodicals, and newspapers; 3 handling textiles and textile materials (other than dry goods), and 7 handling miscellaneous kinds of business.

³ Includes 2 drop shippers, 1 wagon distributor, and 1 warehouse (distributing).

CENSUS OF DISTRIBUTION

TABLE 3.—WHOLESALE TRADE, BY KIND OF BUSINESS

[An (x) indicates that the amount must be withheld to avoid disclosure of individual operations, but it is included in the totals]

KIND OF BUSINESS (Establishments classified by major lines of merchandise)	Number of establishments	NUMBER OF EMPLOYEES (Proprietors not included)			SALARIES AND WAGES	TOTAL EXPENSES (including salaries and wages)	STOCKS ON HAND, END OF YEAR (at cost)	NET SALES		CREDIT SALES	SALES TO ULTIMATE CONSUMERS (at retail)	SALES TO INDUSTRIAL CONSUMERS
		Total	Male	Female				Amount	Per cent of total			
THE STATE												
Total.....	2,890	17,268	14,526	2,742	\$28,106,033	\$61,873,457	\$58,660,669	\$1,054,004,385	100.00	\$267,030,660	\$11,294,943	\$48,750,700
Wholesalers only.....	506	8,933	7,385	1,548	15,573,089	33,221,318	35,672,902	280,423,228	26.60	142,098,706	8,903,496	10,413,109
Assemblers and country buyers.....	1,691	3,236	2,731	505	3,029,934	8,243,847	9,522,949	214,370,309	20.34	11,800,725	1,288,132	
All other types.....	703	5,099	4,410	689	9,503,010	19,908,292	13,364,718	559,201,848	53.06	103,031,169	1,103,315	38,337,691
Amusement and sporting goods.....	19	287	162	105	447,222	906,772	117,264	3,638,216	.95	476,092	50,442	
Amusement and sporting goods (except cameras and motion-picture equipment and supplies).....	2	(x)	(x)	(x)	(x)	(x)	(x)	(x)	(x)	(x)	(x)	
Cameras and motion-picture equipment and supplies.....	17	217	123	94	398,067	785,599	32,455	3,120,085	.30	136,647	0,124	
Automotive.....	65	1,418	1,197	221	2,894,721	6,841,839	3,955,155	38,589,127	3.66	9,510,863	5,850,346	529,060
Automobiles and other motor vehicles.....	22	922	707	155	1,778,955	4,545,469	2,197,000	27,134,815	2.57	296,304	5,711,094	390,000
Automobiles and other motor vehicles (general line).....	5	117	104	13	163,443	311,652	324,625	2,302,779			638,256	
Automobiles, new and used.....	13	761	623	138	1,512,004	4,075,544	1,768,122	23,668,174			5,072,838	
Automobiles, used.....	1	(x)	(x)	(x)	(x)	(x)	(x)	(x)				
Trucks and tractors.....	3	(x)	(x)	(x)	(x)	(x)	(x)	(x)				(x)
Automotive equipment.....	24	279	237	42	517,575	1,132,758	764,237	5,100,352	.48	3,148,810	121,713	133,774
Automobile accessories.....	10	80	68	12	132,138	281,494	250,894	1,280,030		461,752	62,074	40,374
Automotive equipment (general line).....	10	159	135	24	342,235	699,024	384,050	2,836,277		2,216,834	50,692	63,400
Automotive equipment (specialty line).....	4	40	34	6	73,202	201,340	128,393	984,036		470,224	2,047	10,000
Automobile parts (new and used).....	8	40	36	4	80,983	146,660	103,745	517,513	.05	365,332	11,839	1,200
Tires and tubes.....	11	177	157	20	487,208	1,016,752	890,167	5,836,447	.56	5,709,417	14,700	4,086
Chemicals, drugs, and allied products.....	27	357	272	85	609,622	1,121,768	1,086,845	5,967,010	.57	5,285,192	80,167	321,793
Chemicals.....	2	(x)	(x)	(x)	(x)	(x)	(x)	(x)		(x)		(x)
Drugs and drug sundries (general line).....	5	200	143	57	328,188	546,408	791,440	3,993,316	.38	3,785,577	25,660	50,631
Drugs and drug sundries (specialty).....	8	33	25	8	56,371	119,026	46,953	408,653	.04	242,003	1,000	115,000
Paints, varnishes, lacquers, and enamels.....	11	106	92	14	192,880	399,577	232,742	1,365,735	.13	1,166,462	53,607	55,062
Toilet articles and preparations.....	1	(x)		(x)	(x)	(x)	(x)	(x)		(x)		
Dry goods and apparel.....	25	451	348	103	696,076	1,942,535	1,273,022	7,341,342	.70	6,551,227	5,568	3,126
Clothing and furnishings (other than millinery and footwear).....	15	117	72	45	194,481	423,641	349,235	2,087,040	.20	1,441,828		
Dry goods (general line).....	6	314	259	55	402,375	1,463,136	874,414	4,919,798	.47	4,002,600		
Notions.....	1	(x)	(x)	(x)	(x)	(x)	(x)	(x)		(x)		(x)
Piece goods.....	1	(x)	(x)		(x)	(x)	(x)	(x)		(x)		
Shoes and other footwear.....	2	(x)	(x)	(x)	(x)	(x)	(x)	(x)		(x)		(x)
Electrical.....	25	828	703	125	1,216,751	2,645,698	1,687,277	20,714,961	1.97	17,797,692	192,892	13,088,068
Electrical goods, including appliances.....	15	527	436	91	844,195	1,355,461	1,048,750	16,637,922	1.58	14,800,567	07,803	12,749,314
Electrical equipment and supplies.....	2	(x)	(x)		(x)	(x)	(x)	(x)		(x)		
Radios and radio equipment.....	5	72	57	15	133,274	267,407	341,788	2,563,352	.24	2,509,456		
Refrigerators (electric).....	3	226	207	19	227,817	407,437	193,665	1,437,339	.14	478,560	125,069	316,764
Farm products (not elsewhere specified).....	1,300	3,094	2,886	208	4,706,732	12,677,696	19,648,783	650,733,522	61.74	17,115,173	1,277,325	24,017,904
Flowers and nursery stock.....	6	50	40	10	74,741	173,700	69,188	578,770	.06	411,410	60,856	803
Grain.....	886	2,015	1,891	124	2,786,469	8,156,227	17,934,868	251,030,993	23.82	9,273,678	1,178,046	5,315,000
Corn.....	2	(x)	(x)		(x)	(x)	(x)	(x)		(x)		
Oats.....	1	(x)	(x)		(x)	(x)	(x)	(x)		(x)		
Wheat.....	4	4	4		5,525	8,575	74,250	142,077				
Grain (general line).....	878	2,006	1,882	124	2,772,834	8,136,383	17,857,400	250,761,953		9,273,381	1,178,046	5,315,000
Other grain.....	1	(x)	(x)		(x)	(x)	(x)	(x)		(x)		
Hides, skins, and furs.....	16	70	66	4	52,140	145,061	340,771	4,704,800	.45			110,703
Furs, raw.....	4					1,291	45	77,210				
Hides and skins.....	12	70	66	4	52,140	143,770	340,726	4,627,590				110,703
Horses and mules.....	7	37	37		45,324	105,281	15,832	2,045,389	.25			176,615
Livestock (other than horses and mules).....	385	922	852	70	1,748,068	4,007,337	1,286,124	391,714,670	37.16	7,430,085	38,423	18,414,783
Calves.....	1	(x)	(x)		(x)	(x)	(x)	(x)		(x)		
Cattle.....	78	167	163	4	249,092	742,840	114,411	45,386,858		1,378,042	38,423	2,720,182
Hogs.....	50	69	63	1	36,999	205,675	221,597	33,566,683		1,052,773		5,067,033
Livestock (general line).....	245	671	608	63	1,302,824	2,975,951	946,003	301,840,762		4,999,270		9,501,485
Sheep and lambs.....	11	(x)	(x)	(x)	(x)	(x)	(x)	(x)		(x)		(x)
Farm supplies (except machinery and equipment).....	36	204	158	46	255,874	568,401	918,074	7,149,253	.68	1,243,111	33,300	
Farm supplies (except feed and fertilizer).....	11	123	96	32	138,560	340,631	700,388	2,214,554	.21	511,552	30,000	
Feed.....	25	76	62	14	117,314	227,770	152,688	4,634,699	.47	731,559	3,300	
Feed (exclusively).....	7	36	32	4	64,937	129,594	94,643	2,830,693		51,000	3,300	
Hay, grain, and feed.....	18	40	30	10	52,377	98,176	58,043	2,095,006		680,559		

TABLE 3.—WHOLESALE TRADE, BY KIND OF BUSINESS—Continued

[An (x) indicates that the amount must be withheld to avoid disclosure of individual operations, but it is included in the totals]

KIND OF BUSINESS (Establishments classified by major lines of merchandise)	Number of establishments	NUMBER OF EMPLOYEES (proprietors not included)			SALARIES AND WAGES	TOTAL EXPENSES (including salaries and wages)	STOCKS ON HAND, END OF YEAR (at cost)	NET SALES		CREDIT SALES	SALES TO ULTIMATE CONSUMERS (at retail)	SALES TO INDUSTRIAL CONSUMERS
		Total	Male	Female				Amount	Per cent of total			
THE STATE—Continued												
Food products (not elsewhere specified).....	612	2,829	2,162	667	\$3,386,676	\$7,428,881	\$4,270,008	\$109,236,099	10.36	\$37,797,844	\$601,072	-----
Confectionery and soft drinks.....	23	89	78	11	152,098	370,852	241,083	1,860,151	.18	583,946	37,759	-----
Confectionery and soft drinks (general line).....	3	8	7	1	8,052	14,760	15,295	193,821	-----	50,000	31,250	-----
Confectionery.....	13	62	56	6	111,851	265,855	209,660	1,442,049	-----	404,109	6,509	-----
Soft drinks.....	7	19	15	4	32,195	90,236	16,128	230,281	-----	129,837	-----	-----
Dairy products.....	28	287	233	54	339,067	1,068,107	194,350	7,481,233	.71	5,399,133	389,381	-----
Butter.....	0	44	36	8	48,309	122,265	72,039	1,421,982	-----	1,043,704	-----	-----
Cheese.....	3	6	4	2	9,270	32,322	30,718	340,157	-----	22,875	13,781	-----
Dairy products (general line) ¹	19	237	193	44	281,488	913,520	82,593	5,719,094	-----	4,332,554	375,600	-----
Poultry and poultry products.....	131	544	335	200	498,929	1,184,978	369,741	17,181,859	1.63	4,300,659	15,679	-----
Eggs.....	4	7	7	-----	8,684	9,207	328	34,783	-----	10,000	-----	-----
Poultry.....	13	2	2	-----	220	3,958	200	121,760	-----	-----	-----	-----
Poultry and poultry products (general line).....	114	535	326	200	490,025	1,171,813	369,213	17,025,326	-----	4,290,659	15,679	-----
Dairy and poultry products.....	343	1,047	724	323	807,787	1,604,335	720,716	28,077,599	2.66	2,200,487	62,867	-----
Fish and sea foods.....	3	49	43	0	94,590	122,745	93,343	846,367	.08	672,680	-----	-----
Fruits and vegetables (fresh).....	66	420	379	41	757,685	1,395,247	372,074	17,776,569	1.69	10,399,690	-----	-----
Fruits.....	7	27	23	4	44,639	76,190	5,942	2,369,600	-----	1,621,594	-----	-----
Fruits and vegetables (general line).....	32	339	312	27	679,069	1,249,233	331,824	13,523,556	-----	8,769,631	-----	-----
Produce.....	9	6	4	2	1,467	4,710	4,880	119,432	-----	3,000	-----	-----
Vegetables.....	18	48	40	8	32,510	65,114	29,428	1,763,891	-----	5,465	-----	-----
Meats and meat products.....	18	393	370	23	766,520	1,683,617	2,278,701	36,006,331	3.42	14,241,249	95,386	-----
Meats (fresh).....	3	-----	-----	-----	-----	1,763	-----	22,110	-----	-----	-----	-----
Meats and meat products (general line).....	4	127	116	11	251,613	573,427	635,500	14,224,167	-----	9,147,209	-----	-----
Meats and provisions.....	11	266	254	12	514,907	1,108,427	1,643,201	21,760,054	-----	5,094,040	95,386	-----
Forest products (except lumber).....	3	(x)	(x)	(x)	(x)	(x)	(x)	(x)	(x)	(x)	-----	-----
Furniture and house furnishings.....	15	294	244	50	471,284	924,556	1,219,221	5,752,285	.55	4,914,923	317,883	\$8,838
Furniture.....	7	124	110	14	293,900	453,016	530,553	2,994,187	.28	2,561,932	200,000	-----
House furnishings.....	8	170	134	36	267,384	471,540	688,668	2,758,098	.27	2,353,891	117,883	6,838
General merchandise.....	2	(x)	(x)	(x)	(x)	(x)	(x)	(x)	(x)	(x)	(x)	(x)
Groceries and food specialties.....	112	2,240	1,861	379	4,012,174	8,483,816	7,447,945	87,405,563	8.29	66,334,560	291,100	85,618
Groceries (general line).....	59	1,731	1,426	305	3,157,439	5,755,996	7,019,232	70,395,807	6.68	58,304,439	225,000	-----
Food and grocery specialties.....	53	509	435	74	854,735	2,727,820	423,713	17,009,756	1.61	8,030,124	66,100	85,618
Bakery products.....	12	184	170	14	311,243	1,043,890	21,401	3,312,685	-----	2,409,966	12,200	-----
Biscuits and crackers.....	2	(x)	(x)	(x)	(x)	(x)	(x)	(x)	-----	(x)	-----	-----
Canned goods (general line).....	3	13	10	3	34,301	58,957	15,877	1,635,775	-----	(x)	5,000	-----
Cereals.....	2	(x)	(x)	(x)	(x)	(x)	(x)	(x)	-----	(x)	-----	-----
Coffee.....	2	(x)	(x)	(x)	(x)	(x)	(x)	(x)	-----	(x)	-----	-----
Coffee tea, and spices.....	2	(x)	(x)	(x)	(x)	(x)	(x)	(x)	-----	(x)	-----	-----
Flour.....	4	32	26	6	55,133	155,852	96,810	3,899,793	-----	143,533	-----	-----
Flour and feed.....	6	19	18	1	29,408	47,493	37,382	609,678	-----	136,279	10,000	-----
Soups and soap powders.....	2	(x)	(x)	(x)	(x)	(x)	(x)	(x)	-----	(x)	(x)	(x)
Other food and grocery specialties.....	18	166	130	36	201,683	425,421	108,812	3,176,487	-----	2,368,351	38,900	-----
Hardware.....	8	610	433	77	843,659	1,413,290	2,421,443	8,643,927	.82	8,018,808	-----	48,136
Iron and steel scrap and other waste materials.....	27	130	101	29	130,186	268,403	120,088	1,903,668	.18	1,266,401	12,500	1,292,968
Iron and steel scrap.....	3	(x)	(x)	(x)	(x)	(x)	(x)	(x)	(x)	(x)	-----	-----
Junk and scrap.....	23	80	70	13	95,786	136,940	116,685	1,594,750	.15	1,020,058	12,500	1,050,563
Waste, rubber, rags, and paper.....	1	(x)	(x)	(x)	(x)	(x)	(x)	(x)	(x)	(x)	-----	(x)
Jewelry and optical goods.....	11	99	75	24	145,192	289,648	132,174	1,076,995	.10	958,747	12,000	6,069
Jewelry (general line).....	5	25	19	6	40,136	96,922	130,563	553,914	.05	437,166	12,000	-----
Optical goods.....	6	74	56	18	105,056	172,726	51,611	523,081	-----	621,581	-----	6,069
Leather and leather goods (except gloves and shoes).....	8	82	67	15	125,838	227,785	508,198	1,334,577	.13	1,001,235	11,345	22,000
Lumber and building materials (other than metal).....	46	604	537	67	1,154,592	2,139,262	1,966,425	18,053,784	1.71	15,660,364	391,500	1,254,005
Construction and building materials (other than metal and wood).....	26	351	309	42	609,900	1,090,597	716,583	7,602,415	.73	6,815,559	183,428	151,187
Brick and tile.....	5	41	37	4	76,659	125,319	30,700	621,734	-----	377,000	53,000	62,000
Sand, gravel, and crushed stone.....	3	19	19	-----	12,030	19,845	-----	46,800	-----	24,000	-----	-----
Other building materials ²	18	291	253	38	521,211	942,433	685,883	7,023,881	-----	6,414,559	130,428	89,187
Lumber and mill work.....	20	253	228	25	544,602	1,039,605	1,249,842	10,361,369	.98	8,844,805	208,072	1,102,818
Lumber.....	13	127	105	22	269,457	570,601	517,331	7,599,622	-----	6,736,408	142,000	637,106
Lumber and mill work.....	4	119	116	3	263,065	431,125	681,627	2,541,545	-----	1,965,803	66,072	465,712
Mill work.....	3	7	7	-----	12,080	37,939	50,984	220,202	-----	142,594	-----	-----

¹ Includes 12 establishments handling milk and cream with net sales of \$745,672; also 1 establishment handling ice cream.

² Also includes 1 establishment handling building stone, 1 handling cement, 1 handling glass, 1 handling lime, plaster, etc., and 2 handling roofing materials (nonmetallic.)

CENSUS OF DISTRIBUTION

TABLE 3.—WHOLESALE TRADE, BY KIND OF BUSINESS—Continued

[An (X) indicates that the amount must be withheld to avoid disclosure of individual operations, but it is included in the totals]

KIND OF BUSINESS (Establishments classified by major lines of merchandise)	Number of establishments	NUMBER OF EMPLOYEES (proprietors not included)			SALARIES AND WAGES	TOTAL EXPENSES (including salaries and wages)	STOCKS ON HAND, END OF YEAR (at cost)	NET SALES		CREDIT SALES	SALES TO ULTIMATE CONSUMERS (at retail)	SALES TO INDUSTRIAL CONSUMERS
		Total	Male	Female				Amount	Per cent of total			
CITIES OF 50,000 TO 100,000 POPULATION												
LINCOLN (pop. 75,933)-----	130	2,289	1,850	409	\$3,712,395	\$3,139,098	\$5,909,747	\$80,412,723	100.00	\$33,394,567	\$1,760,603	\$2,461,089
Automotive.....	8	364	264	100	625,829	2,193,905	742,581	8,085,935	13.38	108,508	758,147	123,974
Chemicals, drugs, and allied products.....	7	100	74	26	153,850	289,457	343,775	1,728,514	2.86	1,580,250	57,448	-----
Electrical.....	7	184	138	26	295,258	491,573	328,712	2,991,172	4.95	2,536,932	34,601	328,179
Farm products (not elsewhere specified).....	9	46	35	11	81,957	205,947	155,783	0,851,334	10.30	302,840	60,850	76,115
Food products (not elsewhere specified).....	19	321	270	51	443,444	1,085,518	196,733	9,659,226	15.99	7,291,740	296,308	-----
Furniture and house furnishings.....	5	35	31	4	47,179	109,464	165,971	693,089	1.15	466,029	1,000	-----
Groceries and food specialties.....	11	323	287	41	559,072	949,576	918,313	8,138,807	13.47	7,164,612	1,000	-----
Leather and leather goods (except gloves and shoes).....	3	28	17	11	56,210	80,260	237,986	508,424	.94	313,764	11,345	-----
Lumber and building materials (other than metal).....	8	77	65	12	154,476	238,845	194,611	2,439,165	4.04	1,777,590	121,162	10,000
Machinery, equipment, and supplies (except electrical).....	16	256	222	34	438,928	880,982	972,307	6,094,818	10.09	3,571,421	135,021	42,250
Metals and minerals (except petroleum and scrap).....	6	60	56	4	89,703	144,361	32,103	813,762	1.35	607,802	-----	522,682
Paper and paper products.....	7	80	66	14	129,926	224,865	272,693	1,479,223	2.45	1,051,187	214,531	302,611
Petroleum and petroleum products.....	7	40	38	2	71,749	156,737	89,074	555,158	.92	203,625	-----	-----
Plumbing and heating equipment and supplies.....	5	114	98	16	212,027	388,665	488,040	1,697,235	2.81	1,647,742	-----	45,000
Tobacco and tobacco products (except leaf).....	4	47	25	22	55,607	105,736	84,871	1,931,473	3.20	1,361,819	-----	-----
All other.....	8	179	144	35	297,180	593,205	636,194	3,685,338	6.10	3,399,567	9,124	1,010,238
CITIES OF 5,000 TO 20,000 POPULATION												
ALLIANCE (pop. 6,609)-----	9	82	78	4	\$161,797	\$273,145	\$373,272	\$3,630,823	3.92	\$692,598	-----	-----
BEATRICE (pop. 10,297)-----	22	179	135	44	204,720	478,376	289,237	3,934,276	4.25	727,943	\$20,000	-----
COLUMBUS (pop. 6,898)-----	20	150	137	13	168,540	340,165	346,170	4,466,520	4.81	1,121,785	-----	-----
FAIRBURY (pop. 6,192)-----	15	135	96	39	125,717	204,406	291,736	5,183,418	5.60	3,849,430	13,781	-----
FALLS CITY (pop. 5,787)-----	10	96	78	18	129,099	531,457	258,015	3,980,107	4.80	2,471,198	10,856	-----
FREMONT (pop. 11,407)-----	24	141	106	35	203,560	422,348	857,061	5,543,737	5.99	389,872	40,442	-----
GRAND ISLAND (pop. 18,041)-----	44	425	378	47	660,097	1,367,611	1,272,636	17,019,929	13.37	8,663,819	286,393	\$696,137
HASTINGS (pop. 15,490)-----	41	536	437	99	785,652	1,602,179	1,377,887	21,453,147	23.17	7,711,068	545,340	21,373
KEARNEY (pop. 8,575)-----	16	81	55	26	99,792	219,900	103,721	5,493,827	5.93	648,421	-----	-----
MCCOOK (pop. 6,688)-----	12	93	83	10	85,783	164,084	68,477	7,397,247	7.99	478,551	-----	-----
NEBRASKA CITY (pop. 7,230)-----	10	32	27	5	52,339	91,667	44,079	843,623	.91	431,724	-----	-----
NORFOLK (pop. 10,717)-----	20	174	106	68	173,844	362,691	273,576	5,560,527	5.99	2,784,831	-----	-----
NORTH PLATTE (pop. 12,001)-----	15	97	78	19	137,714	321,436	146,119	2,394,097	2.69	944,326	192,481	1,000
SCOTT'S BLUFF (pop. 8,465)-----	10	90	82	8	151,130	308,060	370,562	2,764,055	2.98	1,336,198	2,947	-----
YORK (pop. 5,712)-----	14	41	35	6	47,263	111,059	54,635	2,958,147	3.20	101,062	-----	-----

WHOLESALE DISTRIBUTION—NEBRASKA: 1929

897

TABLE 4.—WHOLESALE TRADE, BY TYPE OF ESTABLISHMENT

[An (x) indicates that the amount must be withheld to avoid disclosure of individual operations, but it is included in the totals]

TYPE OF ESTABLISHMENT	Number of establishments	NUMBER OF EMPLOYEES (proprietors not included)			SALARIES AND WAGES	TOTAL EXPENSES, (including salaries and wages)	STOCKS ON HAND, END OF YEAR (at cost)	NET SALES	CREDIT SALES (See text, p. 50)		SALES TO ULTIMATE CONSUMERS (at retail)	SALES TO INDUSTRIAL CONSUMERS	AVERAGE SALES PER ESTABLISHMENT
		Total	Male	Female					Amount	Percent of net sales			
THE STATE													
Total.....	2,890	17,268	14,526	2,742	\$28,100,033	\$61,373,457	\$58,580,569	\$1,054,064,355	\$257,030,660	24.35	\$11,294,943	\$49,750,790	\$364,729
Wholesalers only.....	596	8,933	7,385	1,548	15,573,089	33,221,318	35,672,902	280,423,228	142,698,760	50.89	8,903,496	10,413,109	470,508
Service wholesalers.....	574	8,730	7,211	1,519	15,182,340	32,535,822	35,122,553	274,559,718	138,648,505	50.50	8,641,384	9,138,436	478,327
Importers.....	1	(x)	(x)	(x)	(x)	(x)	(x)	(x)	(x)	(x)	(x)	(x)	(x)
Wholesale merchants.....	573	(x)	(x)	(x)	(x)	(x)	(x)	(x)	(x)	(x)	(x)	(x)	(x)
Limited function wholesalers ¹	6	21	16	5	60,484	136,517	14,796	2,732,042	2,433,282	89.06	-----	-----	456,340
Supply and machinery distributors.....	16	182	158	24	330,265	548,979	535,554	3,131,468	1,610,979	51.64	262,112	1,274,673	195,716
Bulk tank stations.....	288	490	481	9	1,023,415	2,168,701	1,028,287	0,771,167	3,062,482	37.48	506,886	176,165	33,927
Chain store warehouses ²	4	34	23	11	55,944	90,749	26,870	4,091,796	586,083	94.09	-----	-----	155,724
District and general sales offices.....	2	(x)	(x)	(x)	(x)	(x)	(x)	(x)	(x)	(x)	(x)	(x)	(x)
Manufacturers' sales branches.....	153	3,122	2,665	457	5,362,627	11,335,907	8,033,366	95,380,481	61,174,269	64.14	333,199	14,515,753	623,401
Agents and brokers.....	250	1,143	984	150	2,346,320	4,994,119	1,199,311	432,610,258	21,949,110	5.07	203,230	23,645,763	1,730,441
Auction companies.....	5	72	70	2	55,944	165,873	20,870	4,091,796	586,083	94.09	38,423	176,615	998,359
Brokers.....	119	252	218	34	537,096	1,189,096	150,706	100,775,743	12,456,680	12.36	-----	8,357,264	840,854
Commission merchants.....	90	571	486	85	1,443,773	2,928,618	811,978	320,721,234	6,297,439	1.96	-----	14,874,174	3,503,569
Import selling agents.....	1	(x)	(x)	(x)	(x)	(x)	(x)	(x)	(x)	(x)	(x)	(x)	(x)
Manufacturers' agents.....	26	210	178	32	213,600	513,060	199,850	4,622,387	1,938,184	41.93	224,187	177,477	177,784
Selling agents.....	9	27	24	3	70,332	124,550	10,407	1,417,784	1,256,807	88.65	-----	60,233	157,531
Assemblers and country buyers ³	1,561	3,230	2,731	505	3,020,934	8,243,847	9,522,949	214,379,309	11,800,725	5.27	1,288,132	-----	134,745
Assemblers.....	538	1,135	895	240	935,784	2,232,158	2,206,368	75,731,063	4,369,310	5.77	51,367	-----	140,764
Country buyers on salary or commission.....	258	500	372	188	408,214	865,337	500,754	20,736,187	1,423,500	6.86	17,119	-----	80,372
Cooperative marketing associations.....	125	276	244	32	274,463	527,106	748,081	15,830,045	938,183	5.93	70,100	-----	126,640
Elevators (independent).....	440	881	840	41	960,781	3,781,607	3,421,917	74,612,595	3,774,934	5.06	927,684	-----	169,574
Elevators (line).....	228	382	379	3	450,192	836,724	2,645,329	27,451,704	704,768	2.90	221,862	-----	120,402
All other.....	6	27	25	2	44,660	84,457	77,612	660,820	95,675	14.28	-----	-----	111,636

CITIES OF 100,000 POPULATION AND OVER

OMAHA.....	647	9,466	7,922	1,544	\$17,706,381	\$37,341,928	\$36,396,891	\$704,087,790	\$170,373,044	25.05	\$6,954,204	\$45,571,211	\$1,088,234
Wholesalers only.....	293	5,603	4,639	964	10,180,147	21,294,246	25,833,819	187,656,795	84,800,220	45.19	6,261,066	8,281,846	640,466
Service wholesalers.....	277	5,428	4,489	930	9,831,212	20,702,906	25,389,371	182,710,671	81,088,426	44.38	6,030,847	7,032,173	659,605
Importers.....	1	(x)	(x)	(x)	(x)	(x)	(x)	(x)	(x)	(x)	(x)	(x)	(x)
Wholesale merchants.....	276	(x)	(x)	(x)	(x)	(x)	(x)	(x)	(x)	(x)	(x)	(x)	(x)
Limited function wholesalers ⁴	4	18	14	4	56,765	124,956	8,752	2,459,583	2,433,282	98.93	-----	-----	614,895
Supply and machinery distributors.....	12	157	136	21	301,170	466,384	435,692	2,486,541	1,287,512	51.75	221,219	1,249,673	207,211
Bulk tank stations.....	8	111	107	4	216,146	629,165	260,042	2,815,502	1,850,845	65.74	493,133	176,165	351,937
Chain store warehouses ²	4	34	23	11	59,347	90,749	26,870	4,091,796	586,083	94.09	-----	-----	155,724
District and general sales offices.....	2	(x)	(x)	(x)	(x)	(x)	(x)	(x)	(x)	(x)	(x)	(x)	(x)
Manufacturers' sales branches.....	114	2,428	2,085	343	4,378,667	9,443,692	7,465,322	78,031,068	51,647,744	66.19	175,198	13,671,741	684,483
Agents and brokers.....	223	935	796	139	2,130,195	4,635,798	673,040	404,882,485	21,046,241	5.20	24,807	23,441,459	1,815,615
Brokers.....	111	242	208	34	616,038	1,140,991	150,706	92,172,402	12,356,680	13.41	-----	8,357,264	830,382
Commission merchants.....	78	534	451	83	1,394,590	2,854,107	375,277	308,055,598	6,194,570	2.01	-----	14,846,485	3,949,430
Import selling agents.....	1	(x)	(x)	(x)	(x)	(x)	(x)	(x)	(x)	(x)	(x)	(x)	(x)
Manufacturers' agents.....	24	121	105	16	123,000	323,228	136,650	3,155,387	1,238,184	39.24	24,807	177,477	131,474
Selling agents.....	9	27	24	3	70,332	124,550	10,407	1,417,784	1,256,807	88.65	-----	60,233	157,531
Wholesaling manufacturers.....	1	(x)	(x)	(x)	(x)	(x)	(x)	(x)	(x)	(x)	(x)	(x)	(x)
All other.....	2	68	36	32	49,584	125,309	38,180	9,855,699	850,086	8.72	-----	-----	4,927,849

CITIES OF 50,000 TO 100,000 POPULATION

LINCOLN.....	130	2,239	1,830	409	\$3,712,395	\$8,139,096	\$5,909,747	\$60,412,723	\$33,394,567	55.28	\$1,750,603	\$2,461,069	-----
Wholesalers only.....	36	414	355	59	702,250	1,382,044	1,028,421	19,020,600	6,670,301	34.54	1,580,001	539,932	-----
All other types.....	91	1,825	1,445	380	3,010,145	6,757,052	4,881,326	41,392,123	26,824,266	64.81	1,592,602	1,921,137	-----

¹ Includes 1 cash and carry wholesaler, 2 drop shippers, 2 wagon distributors, and 1 warehouse (distributing).

² The total expenses for chain store warehouses include the cost of superintendence and supervision of the retail stores as practically all chain-store systems have so reported to the bureau.

³ Assemblers and country buyers not shown for cities, but are included in "All other."

⁴ Includes 2 drop shippers, 1 wagon distributors, and 1 warehouse (distributing).

CENSUS OF DISTRIBUTION

TABLE 5.—NUMBER OF ESTABLISHMENTS, BY TYPE AND KIND OF BUSINESS

KIND OF BUSINESS (Establishments classified by major lines of merchandise)	Number of establishments	Wholesale merchants, including jobbers ¹	Manufacturers' sales branches	Agents and brokers	Assemblers and country buyers	All other types ²	KIND OF BUSINESS (Establishments classified by major lines of merchandise)	Number of establishments	Wholesale merchants, including jobbers ¹	Manufacturers' sales branches	Agents and brokers	Assemblers and country buyers	All other types ²
The State	2,890	589	153	250	1,591	307	Groceries and food specialties	112	63	25	18	1	5
Amusement and sporting goods	19	9	10				Groceries (general line)	59	43	2	12		3
Amusement and sporting goods (except cameras and motion picture equipment and supplies)	2		2				Food and grocery specialties	53	20	23	6	1	
Cameras and motion picture equipment and supplies	17	9	8				Hardware	8	8				
Automotive	65	52	12	1			Hardware (general line)	6	6				
Automobiles and other motor vehicles	22	21	1				Hardware (specialty)	2	2				
Automotive equipment	24	23		1			Iron and steel scrap and other waste materials	27	27				
Automobile parts (new and used)	8	7	1				Iron and steel scrap	3	3				
Tires and tubes	11	1	10				Junk and scrap	23	23				
Chemicals, drugs, and allied products	27	21	4	1		1	Waste rubber, rags, and paper	1	1				
Chemicals	1	1		1			Jewelry and optical goods	11	9	2			
Drugs and drug sundries (general line)	3	5					Jewelry	5	4	1			
Drugs and drug sundries (specialty)	3	7	1				Optical goods	6	5	1			
Paints, varnishes, lacquers, and enamels	11	8	2			1	Leather and leather goods (except gloves and shoes)	8	8				
Toilet articles and preparations	1	1					Leather and leather goods (general line)	1	1				
Dry goods and apparel	25	22	1	2			Leather and leather belting	4	4				
Clothing and furnishings (other than millinery and footwear)	15	14		1			Saddlery and harness	1	1				
Dry goods (general line)	6	6					Shoe findings and cut stock	2	2				
Notions	1	1					Lumber and building materials (other than metal)	46	31	5	7		3
Piece goods	1	1					Construction and building materials (other metal and wood)	26	19	4	3		
Shoes and other footwear	2	1	1				Lumber and millwork	20	12	1	4		3
Electrical	25	13	11	1			Machinery, equipment, and supplies (except electrical)	98	51	36	10		1
Electrical goods (including appliances)	15	8	7				Commercial equipment and supplies	9	3	7			
Electrical equipment and supplies	2	2					Construction equipment and supplies	2	2				
Radios and radio equipment	6	4		1			Farm machinery and equipment	27	8	18			1
Refrigerators (electric)	3	1	2				Manufacturing, mining, and drilling machinery, equipment and supplies	28	14	4	10		
Farm products (not elsewhere specified)	1,300	35	1	178	1,086		Professional equipment and supplies	12	8	4			
Flowers and nursery stock	6	5		1			Service equipment and supplies	19	16	3			
Grain	886	18		25	843		Transportation equipment and supplies	1	1				
Hides, skins, and furs	16	6	1		9		Metals and minerals (except petroleum and scrap)	20	15	7	5		2
Horses and mules	7			2	5		Coal	17	10	3	3		1
Livestock (other than horses and mules)	385	6		150	229		Iron and steel (except scrap)	11	5	3	2		1
Farm supplies (except machinery and supplies)	36	16		3	16	1	Metals and metal work (except iron and steel)	1		1			
Farm supplies (except feed and fertilizer)	11	7			4		Paper and paper products	26	23	1	2		
Feed	25	9		3	12	1	Paper and paper products (general line)	16	16				
Food products (not elsewhere specified)	612	89	18	13	487	5	Paper and paper products (specialty, other than specified)	3	2		1		
Confectionery and soft drinks	23	17	4	1			Stationery and stationery supplies	3	1	1	1		
Dairy products	28	14	1		11	2	Wallpaper	4	4				
Poultry and poultry products	131	15		1	115		Petroleum and petroleum products	335	45	2			288
Dairy and poultry products	343	4	4	2	333		Plumbing and heating equipment and supplies	30	17	8	5		
Fish and sea foods	3	3					Plumbing equipment and supplies	22	14	5	3		
Fruits and vegetables (fresh)	60	28		9	28	1	Heating equipment and supplies	8	3	3	2		
Meats and meat products	18	8	0				Tobacco and tobacco products (except leaf)	14	11	2			1
Forest products (except lumber)	3		1	1	1		All other	17	12	3	2		
Boxes, shooks, and cooperage	1			1			Books, periodicals, and newspapers	3	2	1			
Logs, railroad ties, piles, etc.	1				1		Rubber goods (general line)	1	1				
Other forest products	1		1				Textile and textile materials (other than dry goods)	4	3	1			
Furniture and house furnishings	15	10	4	1			Miscellaneous kinds of business	9	7		2		
Furniture	7	4	3										
House furnishings	8	6	1	1									
General merchandise	2	2											

¹ Includes "Supply and machinery distributors."

² The 307 "All other types" consist of the following:

Bulk tank stations	288	Distributing warehouses	1	Wagon distributors	2
Petroleum and petroleum products	288	Lumber and millwork	1	Confectionery and soft drinks	1
Cash and carry	1	District and general sales offices	2	Food and grocery specialties	1
Groceries (general line)	1	Meats and meat products	1	Wholesaling manufacturers	6
Chain store warehouses	4	Farm machinery and equipment	1	Feed	1
Paints, varnishes, lacquers, and enamels	1	Drop shippers	2	Dairy products	2
Groceries (general line)	1	Lumber and millwork	2	Food and grocery specialties	2
Coal	1	Importers	1	Iron and steel (except scrap)	1
Tobacco and tobacco products (except leaf)	1	Fruits and vegetables (fresh)	1		

TABLE 6-7.—NET SALES AND TOTAL EXPENSES, BY TYPE OF WHOLESALE ESTABLISHMENT AND KIND OF BUSINESS

[Tables 6 and 7 consolidated and abbreviated in this State to avoid disclosure of individual operations]

[An (x) indicates that the amount must be withheld to avoid disclosure of individual operations, but it is included in the totals]

[In thousands of dollars]

KIND OF BUSINESS (Establishments classified by major lines of merchandise)	NET SALES					TOTAL EXPENSES						
	Total	Wholesale merchants including jobbers ¹	Manufacturers' sales branches	Agents and brokers	Assemblers and country buyers	All other types ²	Total	Wholesale merchants including jobbers ¹	Manufacturers' sales branches	Agents and brokers	Assemblers and country buyers	All other types ³
The State.....	\$1,054,084	\$277,616	\$95,381	\$432,610	\$214,370	\$34,078	\$81,373	\$33,077	\$11,336	\$4,994	\$8,244	\$3,722
Amusement and sporting goods.....	3,638	1,143	2,495	(x)	(x)	(x)	907	395	512	(x)	(x)	(x)
Automotive.....	38,589	32,234	(x)	(x)	(x)	(x)	6,842	5,692	(x)	(x)	(x)	(x)
Chemicals, drugs, and allied products.....	5,957	5,656	146	(x)	(x)	(x)	1,122	1,018	32	(x)	(x)	(x)
Dry goods and apparel.....	7,342	7,090	(x)	(x)	(x)	(x)	1,042	1,917	(x)	(x)	(x)	(x)
Electrical.....	20,715	5,784	(x)	(x)	(x)	(x)	2,046	878	(x)	(x)	(x)	(x)
Farm products (not elsewhere specified).....	650,733	69,429	(x)	398,353	180,006	(x)	12,678	2,660	(x)	3,770	6,238	(x)
Farm supplies (except feed and fertilizer).....	7,149	2,490	(x)	2,865	2,031	63	568	340	(x)	35	181	12
Food products (not elsewhere specified).....	109,236	33,723	26,112	3,692	32,071	13,638	7,430	3,400	1,610	122	1,816	482
Forest products (except lumber).....	(x)	(x)	(x)	(x)	(x)	(x)	(x)	(x)	(x)	(x)	(x)	(x)
Furniture and house furnishings.....	5,752	5,142	(x)	(x)	(x)	(x)	924	874	(x)	(x)	(x)	(x)
General merchandise.....	(x)	(x)	(x)	(x)	(x)	(x)	(x)	(x)	(x)	(x)	(x)	(x)
Groceries and food specialties.....	87,406	53,234	10,044	22,601	(x)	(x)	8,484	5,519	2,291	607	(x)	(x)
Hardware.....	8,044	8,644	(x)	(x)	(x)	(x)	1,413	1,413	(x)	(x)	(x)	(x)
Iron and steel scrap and other waste materials.....	1,004	1,004	(x)	(x)	(x)	(x)	268	268	(x)	(x)	(x)	(x)
Jewelry and optical goods.....	1,077	(x)	(x)	(x)	(x)	(x)	270	(x)	(x)	(x)	(x)	(x)
Leather and leather goods (except gloves and shoes).....	1,334	1,334	(x)	(x)	(x)	(x)	228	228	(x)	(x)	(x)	(x)
Lumber and building materials (other than metal).....	18,054	10,306	2,935	1,870	(x)	2,434	2,130	1,520	400	75	(x)	123
Machinery, equipment, and supplies (except electrical).....	31,750	7,306	17,100	404	(x)	6,940	5,222	1,586	2,776	80	(x)	780
Metals and metal work (except petroleum and scrap).....	8,845	5,327	2,233	834	(x)	451	826	527	171	71	(x)	57
Paper and paper products.....	7,284	6,970	(x)	(x)	(x)	(x)	1,287	1,267	(x)	(x)	(x)	(x)
Petroleum and petroleum products.....	14,882	4,252	(x)	(x)	(x)	(x)	3,702	1,252	(x)	(x)	(x)	(x)
Plumbing and heating equipment and supplies.....	8,326	5,138	2,046	242	(x)	(x)	1,681	1,228	418	35	(x)	(x)
Tobacco and tobacco products (except leaf).....	7,634	4,394	(x)	(x)	(x)	(x)	369	277	(x)	(x)	(x)	(x)
All other.....	5,345	2,454	(x)	(x)	(x)	(x)	754	407	(x)	(x)	(x)	(x)

¹ Includes "Supply and machinery distributors."

² Includes net sales amounting to \$9,771,000 for bulk tank stations, \$623,000 for chain-store warehouses, \$670,000 for wholesaling manufacturers, and \$23,014,000 for importers, cash and carry wholesalers, drop shippers, wagon distributors, distributing warehouses, and district and general sales offices, which are not shown separately, by kind of business, in order to avoid disclosure of individual operations.

³ Includes total expenses amounting to \$2,169,000 for bulk tank stations, \$61,000 for chain-store warehouses, \$84,000 for wholesaling manufacturers, and \$1,378,000 for importers, cash and carry wholesalers, drop shippers, wagon distributors, distributing warehouses, and district and general sales offices, which are not shown separately, by kind of business, in order to avoid disclosure of individual operations.

TABLE 8.—SUMMARY OF WHOLESALE TRADE BY CHARACTER OF ORGANIZATION

CHARACTER OF ORGANIZATION	Number of establishments	NUMBER OF EMPLOYEES (proprietors not included)			SALARIES AND WAGES	TOTAL EXPENSES (including salaries and wages)	NET SALES	
		Total	Male	Female			Amount	Per cent of total
The State.....	2,890	17,268	14,526	2,742	\$28,106,033	\$81,373,457	\$1,054,084,385	100.00
Individual.....	1,090	2,050	1,810	249	2,490,950	5,184,302	238,463,232	22.62
Partnership.....	284	1,008	896	172	1,494,864	3,336,093	184,864,711	17.54
Corporation.....	1,127	13,187	10,945	2,242	23,000,571	50,760,366	543,076,994	51.52
Cooperative association.....	388	934	856	78	1,109,508	2,004,306	86,877,171	8.24
All other.....	6	20	19	1	10,140	88,390	782,277	.08

CENSUS OF DISTRIBUTION

TABLE 9.—WHOLESALE TRADE, BY THE NUMBER OF MARKETING UNITS, AND KIND OF BUSINESS

[An (x) indicates that the amount must be withheld to avoid disclosure of individual operations, but it is included in the totals]

[Net sales and expenses expressed in thousands of dollars]

KIND OF BUSINESS Establishments classified by major lines of merchandise)	TOTAL			SINGLE-UNIT ESTABLISHMENTS			2 UNITS			3 TO 5 UNITS			
	Number of establishments	Net sales	Total expenses, (including salaries and wages)	Number of establishments	Net sales		Total expenses	Number of establishments	Net sales	Total expenses	Number of establishments	Net sales	Total expenses
					Amount	Per cent of total							
The State.....	2,890	\$1,054,064	\$61,373	1,850	\$692,006	64.76	\$20,058	93	\$65,446	\$6,166	138	\$50,264	\$3,444
Amusement and sporting goods.....	19	3,638	907	4	178	4.80	64	1	(x)	(x)			
Automotive.....	65	38,589	6,842	39	11,133	28.85	2,207	7	13,152	2,747	4	4,747	586
Chemicals, drugs, and allied products.....	27	5,957	1,122	15	2,305	40.20	471				3	141	38
Dry goods and apparel.....	25	7,342	1,042	21	6,772	92.24	1,850	1	(x)	(x)	1	(x)	(x)
Electrical.....	25	20,715	2,040	10	3,558	17.18	544	1	(x)	(x)	2	(x)	(x)
Farm products (not elsewhere specified).....	1,300	650,733	12,078	901	534,118	82.08	0,649	51	56,572	1,765	52	20,055	205
Farm supplies (except machinery and equipment).....	35	7,149	583	29	5,705	79.80	413	1	(x)	(x)	3	(x)	(x)
Food products (not elsewhere specified).....	612	109,236	7,430	473	34,357	31.45	2,522	14	2,066	358	14	4,171	411
Forest products (except lumber).....	3	(x)	(x)	2	(x)	(x)	(x)				1	(x)	(x)
Furniture and house furnishings.....	15	5,752	924	8	3,048	87.76	824	1	(x)	(x)			
General merchandise.....	2	(x)	(x)	1	(x)	(x)	(x)	1	(x)	(x)			
Groceries and food specialties.....	112	87,406	8,484	54	27,744	31.74	2,366	2	(x)	(x)	13	6,723	221
Hardware.....	8	8,644	1,413	8	8,644	100.00	1,413						
Iron and steel scrap and other waste materials.....	27	1,004	268	26	1,852	97.27	263						
Jewelry and optical goods.....	11	1,077	270	5	523	48.56	96				1	(x)	(x)
Leather and leather goods (except gloves and shoes).....	8	1,334	228	7	(x)	(x)	(x)				1	(x)	(x)
Lumber and building materials (other than metal).....	40	13,051	2,130	30	12,272	67.97	1,320	4	1,487	149	7	2,154	329
Machinery, equipment, and supplies (except electrical).....	98	31,750	5,222	53	6,663	20.99	1,463	3	563	91	6	7,536	896
Metals and minerals (except petroleum and scrap).....	29	8,845	826	13	3,248	36.72	356	2	(x)	(x)	4	631	44
Paper and paper products.....	26	7,284	1,237	19	3,302	45.33	685				1	(x)	(x)
Petroleum and petroleum products.....	335	14,882	3,792	38	4,746	31.89	1,384	1	(x)	(x)	5	(x)	(x)
Plumbing and heating equipment and supplies.....	30	8,326	1,681	17	2,699	31.84	620				4	1,638	355
Tobacco and tobacco products.....	14	7,634	869	8	3,807	49.87	209	2	(x)	(x)	2	(x)	(x)
All other.....	17	5,345	754	9	711	13.30	129	1	(x)	(x)	2	(x)	(x)

KIND OF BUSINESS Establishments classified by major lines of merchandise)	6 TO 25 UNITS			26 TO 100 UNITS			OVER 100 UNITS			MORE THAN 1 BUT UNKNOWN		
	Number of establishments	Net sales	Total expenses	Number of establishments	Net sales	Total expenses	Number of establishments	Net sales	Total expenses	Number of establishments	Net sales	Total expenses
The State.....	320	\$114,943	\$9,921	114	\$54,337	\$7,112	283	\$52,586	\$4,078	104	\$13,858	\$694
Amusement and sporting goods.....	1	(x)	(x)	13	3,103	701						
Automotive.....	6	3,658	344	6	3,766	689	2	(x)	(x)	1	(x)	(x)
Chemicals, drugs, and allied products.....	6	3,389	80	3	3,032	533						
Dry goods and apparel.....	1	(x)	(x)	1	(x)	(x)						
Electrical.....	5	836	214	7	15,773	1,230						
Farm products (not elsewhere specified).....	170	28,847	763	2	(x)	(x)	1	(x)	(x)	63	8,268	203
Farm supplies (except machinery and equipment).....										3	937	115
Food products (not elsewhere specified).....	59	27,754	1,991	14	10,986	415	17	26,404	1,587	21	2,598	146
Forest products (except lumber).....												
Furniture and house furnishings.....	2	(x)	(x)	4	624	82						
General merchandise.....												
Groceries and food specialties.....	14	32,226	2,797	15	0,862	2,071	12	2,970	444	2	(x)	(x)
Hardware.....												
Iron and steel scrap and other waste materials.....				4	422	134	1	(x)	(x)	1	(x)	(x)
Jewelry and optical goods.....												
Leather and leather goods (except gloves and shoes).....	3	(x)	(x)	2	(x)	(x)						
Lumber and building materials (other than metal).....	25	9,652	1,056	6	228	101	5	7,108	715			
Machinery, equipment, and supplies (except electrical).....	8	4,028	339	2	(x)	(x)						
Metals and minerals (except petroleum and scrap).....	4	3,632	627	1	(x)	(x)				1	(x)	(x)
Paper and paper products.....												
Petroleum and petroleum products.....	11	1,048	412	27	1,035	259	241	7,130	1,607	12	700	73
Plumbing and heating equipment and supplies.....	4	2,189	297	3	673	108	2	1,167	301			
Tobacco and tobacco products.....							2	(x)	(x)			
All other.....	1	(x)	(x)	4	2,401	368						

CENSUS OF DISTRIBUTION

TABLE 10.—EMPLOYEES ENGAGED IN WHOLESALE TRADE, BY KIND OF BUSINESS—Continued

[An (x) indicates that the amount must be withheld to avoid disclosure of individual operations, but it is included in the totals]

KIND OF BUSINESS (Establishments classified by major lines of merchandise)	Number of establishments	Number of proprietors and firm members	TOTAL PAID EMPLOYEES (proprietors not included)				SALESMEN		EXECUTIVES		ALL OTHER EMPLOYEES		TOTAL EMPLOYEES ON SPECIFIED DATES			
			Number of employees			Salaries and wages	Number	Salaries	Number	Salaries	Number	Salaries	Apr. 15	July 15	Oct. 15	Dec. 15
			Total	Male	Female											
Lumber and building materials (other than metal).....	46	10	604	537	67	\$1,154,502	182	\$417,485	43	\$109,080	379	\$537,928	576	588	595	578
Construction and building materials (other than metal and wood).....	26	10	351	309	42	609,900	89	215,350	14	56,155	248	338,395	335	330	331	321
Lumber and millwork.....	20	9	253	228	25	544,602	93	202,135	29	142,934	131	199,533	241	240	264	257
Machinery, equipment, and supplies (except electrical).....	98	37	1,387	1,179	208	2,722,031	452	1,097,565	80	274,666	555	1,349,800	1,329	1,303	1,373	1,355
Commercial equipment and supplies.....	9	1	39	37	2	84,217	15	36,119			24	48,098	41	39	31	29
Construction equipment and supplies.....	2	(x)	(x)	(x)	(x)	(x)	(x)			(x)	(x)	(x)	(x)	(x)	(x)	(x)
Farm machinery and equipment.....	27	1	869	741	128	1,701,586	333	785,297	37	137,930	499	778,350	827	890	850	843
Manufacturing, mining, and drilling machinery, equipment, and supplies.....	28	10	248	220	28	508,696	60	159,053	20	61,464	168	288,179	244	244	244	245
Professional equipment and supplies.....	12	8	138	106	32	271,257	23	67,060	13	40,980	102	163,217	131	127	149	145
Service equipment and supplies.....	19	15	76	61	15	138,057	20	59,036	9	30,292	47	57,729	76	76	76	76
Transportation equipment and supplies.....	1		(x)	(x)	(x)	(x)			(x)	(x)	(x)	(x)	(x)	(x)	(x)	(x)
Metals and minerals (except petroleum and scrap).....	29	8	235	203	32	457,569	74	187,300	16	69,519	145	200,750	224	231	234	228
Coal.....	17	5	91	70	21	222,507	48	116,718	10	44,508	33	61,281	82	86	89	88
Iron and steel (except scrap).....	11	3	137	127	10	225,028	23	62,732	6	25,011	108	137,285	138	141	138	133
Metals and metal works (other than iron and steel).....	1		(x)	(x)	(x)	(x)	(x)	(x)			(x)	(x)	(x)	(x)	(x)	(x)
Paper and paper products.....	26	11	400	328	72	793,401	123	373,433	28	124,472	249	295,496	378	386	397	391
Paper and paper products (general line).....	16	7	336	273	63	678,439	101	335,290	24	112,022	211	231,127	318	330	338	336
Paper and paper products (specialty other than specified).....	3	1	17	16	1	19,853	8	0,086			9	0,807	16	17	17	17
Stationery and stationery supplies.....	3	3	8	7	1	9,435	2	900			6	8,535	8	8	8	8
Wall paper.....	4		39	32	7	85,674	12	27,287	4	12,480	23	45,067	36	31	34	30
Petroleum and petroleum products.....	335	46	890	856	34	1,460,394	125	230,609	13	70,998	752	1,158,787	851	864	863	883
Plumbing and heating equipment and supplies.....	30	8	467	410	57	867,229	133	309,692	26	130,409	308	436,128	459	407	483	454
Plumbing equipment and supplies.....	22	8	407	356	51	760,384	117	270,663	17	95,869	273	393,842	403	413	420	394
Heating equipment and supplies.....	8		60	54	6	106,845	16	30,029	9	34,550	35	42,266	56	54	57	60
Tobacco and tobacco products (except leaf).....	14	8	129	91	38	184,217	57	106,305	2	22,100	70	55,752	124	124	125	125
All other.....	17	10	304	224	80	435,106	97	152,698	9	48,426	198	233,982	232	251	256	300
Books, periodicals, and newspapers.....	3	1	42	28	14	39,399	(x)	(x)			42	39,399	38	38	42	42
Rubber goods (general line).....	1		(x)	(x)	(x)	(x)	(x)	(x)			(x)	(x)	(x)	(x)	(x)	(x)
Textiles and textile materials (other than dry goods).....	4	1	22	9	13	44,427	4	7,157	4	10,450	14	26,820	21	23	21	21
Miscellaneous kinds of business.....	9	8	125	101	24	167,430	60	43,302	5	37,976	60	80,162	73	70	76	122

TABLE 11.—CLASSIFICATION OF WHOLESALE MERCHANTS¹ ACCORDING TO NET SALES, BY KIND OF BUSINESS

[An (x) indicates that the amount must be withheld to avoid disclosure of individual operations, but it is included in the totals]

[Net sales and expenses expressed in thousands of dollars]

KIND OF BUSINESS (Establishments classified by major lines of merchandise)	TOTAL			UNDER \$25,000			\$25,000 TO \$40,999			\$50,000 TO \$99,999			\$100,000 TO \$199,999		
	Number of establishments	Net sales	Total expenses, including salaries and wages	Number of establishments	Net sales	Total expenses	Number of establishments	Net sales	Total expenses	Number of establishments	Net sales	Total expenses	Number of establishments	Net sales	Total expenses
Total	590	\$277, 691	\$33, 084	98	\$1, 071	\$276	61	\$22, 239	\$436	97	\$6, 947	\$1, 401	94	\$13, 350	\$2, 653
Amusement and sporting goods.....	9	1, 143	395	1	(x)	(x)	1	(x)	(x)	3	256	90	2	311	106
Automotive.....	52	32, 234	5, 092	4	28	6	5	177	39	6	447	124	12	1, 610	285
Chemicals, drugs, and allied products.....	21	5, 656	1, 018	3	40	14	3	108	26	5	365	50	5	673	174
Dry goods and apparel.....	22	7, 090	1, 917	3	45	9	3	119	22	3	227	47	7	1, 103	220
Electrical.....	13	5, 784	878	1	(x)	(x)	2	77	17	2	102	51			
Farm products (not elsewhere specified).....	35	69, 429	2, 660	2	25	14	1	(x)	(x)	5	350	71	3	383	58
Farm supplies (except machinery and equipment).....	16	2, 400	340	1	(x)	(x)				8	530	60	3	445	41
Food products (not elsewhere specified).....	90	33, 798	3, 407	10	182	30	5	198	25	18	1, 403	263	15	2, 240	511
Furniture and house furnishings.....	10	5, 142	874	1	(x)	(x)	1	(x)	(x)	1	(x)	(x)	1	(x)	(x)
General merchandise.....	2	(x)	(x)												
Groceries and food specialties.....	63	53, 234	5, 519	3	45	13	6	220	32	6	415	87	7	1, 031	100
Hardware.....	8	3, 644	1, 413				1	(x)	(x)						
Iron and steel scrap and other waste materials.....	27	1, 268	268	16	91	21	3	109	16	5	307	58	1	(x)	(x)
Jewelry and optical goods.....	9	(x)	(x)	2	21	12	2	76	16	2	(x)	(x)	1	(x)	(x)
Leather and leather goods (except gloves and shoes).....	8	1, 334	228	1	(x)	(x)	1	(x)	(x)	1	(x)	(x)	3	527	95
Lumber and building materials (other than metal).....	31	10, 306	1, 520	5	68	22	2	84	17	4	332	27	4	467	110
Machinery, equipment, and supplies (except electrical).....	51	7, 306	1, 580	15	181	57	8	291	92	6	346	115	11	1, 423	354
Metals and minerals (except petroleum and scrap).....	15	5, 327	1, 027	2	20	10							2	274	101
Paper and paper products.....	23	6, 970	1, 267	3	39	12	2	90	12	2	145	42	7	994	156
Petroleum and petroleum products.....	45	4, 252	1, 252	14	192	32	9	309	27	14	966	169	5	645	77
Plumbing and heating equipment and supplies.....	17	5, 138	1, 223	1	(x)	(x)	1	(x)	(x)	4	260	62	2	308	84
Tobacco and tobacco products (except leaf).....	11	4, 994	277				2	60	2	1	(x)	(x)	2	257	18
All other.....	12	2, 454	407	4	29	5	3	89	17	1	(x)	(x)	1	(x)	(x)

KIND OF BUSINESS (Establishments classified by major lines of merchandise)	\$200,000 TO \$299,999			\$300,000 TO \$399,999			\$400,000 TO \$499,999			\$500,000 TO \$1,000,000			OVER \$1,000,000		
	Number of establishments	Net sales	Total expenses	Number of establishments	Net sales	Total expenses	Number of establishments	Net sales	Total expenses	Number of establishments	Net sales	Total expenses	Number of establishments	Net sales	Total expenses
Total	62	\$12, 892	\$2, 284	43	\$14, 395	\$2, 051	28	\$12, 554	\$1, 074	49	\$33, 038	\$4, 558	68	\$181, 205	\$17, 751
Amusement and sporting goods.....	2	524	154												
Automotive.....	4	1, 034	251	6	2, 163	363	2	909	158	4	2, 818	572	9	23, 042	3, 894
Chemicals, drugs, and allied products.....	2	(x)	(x)	1	(x)	(x)							2	3, 688	507
Dry goods and apparel.....	3	851	183				1	(x)	(x)	1	(x)	(x)	1	(x)	(x)
Electrical.....				1	(x)	(x)	3	1, 271	271	1	(x)	(x)	3	3, 379	404
Farm products (not elsewhere specified).....	1	(x)	(x)	2	645	86	2	903	51	5	3, 387	67	14	63, 450	2, 306
Farm supplies (except machinery and equipment).....	3	678	71							1	(x)	(x)			
Food products (not elsewhere specified).....	8	1, 876	268	10	3, 390	409	2	874	52	6	3, 608	322	10	19, 967	1, 587
Forest products (except lumber).....													2	3, 517	534
Furniture and house furnishings.....	2	523	93	1	(x)	(x)	1	(x)	(x)						
General merchandise.....	1	(x)	(x)										1	(x)	(x)
Groceries and food specialties.....	5	1, 352	138	6	1, 900	200	7	3, 255	309	11	7, 448	780	12	37, 598	3, 786
Hardware.....	1	(x)	(x)	1	(x)	(x)				1	(x)	(x)	4	7, 166	1, 100
Iron and steel scrap and other waste materials.....	1	(x)	(x)										1	(x)	(x)
Jewelry and optical goods.....	2	503	125												
Leather and leather goods (except gloves and shoes).....				2	655	85									
Lumber and building materials (other than metal).....	4	1, 021	172	2	641	68	3	1, 339	148	4	2, 356	430	3	4, 608	523
Machinery, equipment, and supplies (except electrical).....	2	(x)	(x)	3	947	191	1	(x)	(x)	5	3, 276	664			
Metals and minerals (except petroleum and scrap).....	5	1, 252	102	3	922	92				2	(x)	(x)	1	(x)	(x)
Paper and paper products.....	4	854	154				1	(x)	(x)	3	1, 947	365	1	(x)	(x)
Petroleum and petroleum products.....				1	(x)	(x)				1	(x)	(x)	1	(x)	(x)
Plumbing and heating equipment and supplies.....	2	547	159	2	629	141	2	942	214	3	2, 409	557			
Tobacco and tobacco products (except leaf).....				1	(x)	(x)	2	879	67	1	(x)	(x)	2	2, 193	120
All other.....	1	(x)	(x)	1	(x)	(x)	1	(x)	(x)				1	(x)	(x)

¹ For the purposes of this tabulation the term "Wholesale merchants" covers importers, supply and machinery distributors, and wholesale merchants (including jobbers and semijobbers). It is not synonymous with "Wholesalers only."

CENSUS OF DISTRIBUTION

TABLE 12.—NUMBER OF WHOLESALE ESTABLISHMENTS, BY KIND OF BUSINESS FOR CITIES HAVING 20,000 POPULATION AND OVER ¹

KIND OF BUSINESS (Establishments classified by major lines of merchandise)	CITIES OF 100,000 POPULA- TION AND OVER	CITIES OF 50,000 TO 100,000 POPULA- TION	KIND OF BUSINESS (Establishments classified by major lines of merchandise)	CITIES OF 100,000 POPULA- TION AND OVER	CITIES OF 50,000 TO 100,000 POPULA- TION
	Omaha	Lincoln		Omaha	Lincoln
	Total	647		190	Hardware
Amusement and sporting goods	18	1	Iron and steel scrap and other waste materials	7	2
Automotive	38	8	Jewelry and optical goods	0	2
Chemicals, drugs, and allied products	18	7	Leather and leather goods (except gloves and shoes)	5	3
Dry goods and apparel	22	1	Lumber and building materials (other than metal)	30	8
Electrical	18	7	Machinery, equipment, and supplies (except electrical)	74	16
Farm products (not elsewhere specified)	183	9	Metals and minerals (except petroleum and scrap)	20	6
Farm supplies (except machinery and equipment)	7	1	Paper and paper products	14	7
Food products (not elsewhere specified)	51	10	Petroleum and petroleum products	17	7
Forest products (except lumber)	2	—	Plumbing and heating equipment and supplies	24	5
Furniture and house furnishings	10	5	Tobacco and tobacco products (except leaf)	0	4
General merchandise	2	—	All other	15	—
Groceries and food specialties	56	11			

There are no cities of 20,000 to 50,000 population in this State.

TABLE 13.—COMMODITY SALES, BY KIND OF BUSINESS, AND TYPE OF ESTABLISHMENT ¹

COMMODITY COVERAGE

[Net sales and volume of commodity coverage expressed in thousands of dollars]

KIND OF BUSINESS	Net sales	Volume of commodity coverage ²	Per cent of commodity coverage	KIND OF BUSINESS	Net sales	Volume of commodity coverage ²	Per cent of commodity coverage
Total	\$1,054,084	\$815,800	77.4	Hardware	\$8,644	\$7,915	91.6
Amusement and sporting goods	3,638	3,635	99.9	Iron and steel scrap and other waste materials	1,004	1,642	86.2
Automotive	38,569	36,626	94.9	Jewelry and optical goods	1,077	1,034	96.0
Chemicals, drugs, and allied products	5,957	5,954	99.9	Leather and leather goods (except gloves and shoes)	1,334	1,333	99.9
Dry goods and apparel	7,342	7,341	100.0	Lumber and building materials (other than metal)	18,054	17,936	99.3
Electrical	20,715	20,338	98.2	Machinery, equipment, and supplies (except electrical)	31,750	31,661	99.8
Farm products (not elsewhere specified)	650,733	463,666	71.3	Metals and minerals (except petroleum and scrap)	8,845	8,840	99.9
Farm supplies (except machinery and equipment)	7,140	4,009	64.5	Paper and paper products	7,284	7,140	98.1
Food products (not elsewhere specified)	100,236	78,801	72.1	Petroleum and petroleum products	14,882	10,897	73.2
Forest products (except lumber)	(x)	(x)	(x)	Plumbing and heating equipment and supplies	8,326	8,326	100.0
Furniture and house furnishings	5,752	5,751	100.0	Tobacco and tobacco products (except leaf)	7,634	7,524	98.6
General merchandise	(x)	(x)	(x)	All other	5,345	5,345	100.0
Grocery and food specialties	87,406	76,964	88.1				

COMMODITY SALES

[Expressed in thousands of dollars]

COMMODITY BY KIND OF BUSINESS AND TYPE OF ESTABLISHMENT	Net sales	COMMODITY BY KIND OF BUSINESS AND TYPE OF ESTABLISHMENT	Net sales	COMMODITY BY KIND OF BUSINESS AND TYPE OF ESTABLISHMENT	Net sales
Total net sales	\$1,054,084	Automotive equipment, parts, and accessories (1.9 per cent of reported commodity sales)	\$15,122	Bakery products (cakes, biscuits, crackers, etc.) (0.4 per cent of reported commodity sales)	\$3,642
Sales not reported by commodities	238,404	Automotive trade:		Food products (not elsewhere specified) trade:	
Reported commodity sales (100 per cent)	815,600	Manufacturers' agents	340	Wholesale merchants	1
Automobiles, trucks, and tractors, new and used (3.6 per cent of reported commodity sales)	29,688	Manufacturers' sales branches	5,737	Grocery and food specialties trade:	
Automotive trade:		Wholesale merchants	7,182	Brokers	10
Manufacturers' sales branches	159	Dry goods and apparel trade:		Manufacturers' sales branches	3,238
Wholesale merchants	20,990	Manufacturers' sales branches	7	Wholesale merchants	303
Electrical trade:		General merchandise trade:		Barbers' equipment and supplies (less than 0.1 per cent of reported commodity sales)	315
Manufacturers' sales branches	37	Wholesale merchants	16	Machinery, equipment, and supplies (except electrical) trade:	
Lumber and building materials (other than metal) trade:		Hardware trade:		Wholesale merchants	315
Wholesale merchants	26	Wholesale merchants	328	Books, magazines, and newspapers (0.1 per cent of reported commodity sales)	501
Machinery, equipment, and supplies (except electrical) trade:		Machinery, equipment, and supplies (except electrical) trade:		Amusement and sporting goods trade:	
District and general sales offices	2,566	Manufacturers' sales branches	18	Manufacturers' sales branches	4
Manufacturers' sales branches	5,539	Wholesale merchants	40	Wholesale merchants	10
Wholesale merchants	371	All other trades:			
		Manufacturers' sales branches	930		

¹ The first part of this table indicates the extent of commodity coverage, i. e., the amount and percentage of the total net sales that have been broken down by commodity. This information is presented for each of the 24 principal kinds of business classification. In the second part of the table the commodities are arranged alphabetically. Under each commodity the sales of that commodity are shown by trades and by types of distributors operating within each trade.

² The breakdown of sales by commodities was in some cases reported on the basis of gross sales rather than net sales. For this reason, the commodity sales may in some instances exceed the total net sales by the amount of returned goods and allowances.

TABLE 13.—COMMODITY SALES, BY KIND OF BUSINESS, AND TYPE OF ESTABLISHMENT—Continued

COMMODITY SALES—Continued

[Expressed in thousands of dollars]

COMMODITY BY KIND OF BUSINESS AND TYPE OF ESTABLISHMENT	Net sales	COMMODITY BY KIND OF BUSINESS AND TYPE OF ESTABLISHMENT	Net sales	COMMODITY BY KIND OF BUSINESS AND TYPE OF ESTABLISHMENT	Net sales
Books, magazines, and newspapers—Con.		Chemicals, industrial and heavy (0.1 per cent of reported commodity sales)	491	Confectionery and soft drinks (0.6 per cent of reported commodity sales)	5,117
Electrical trade:		Chemical, drug, and allied products trade:		Amusement and sporting goods trade:	
Manufacturers' sales branches	262	Wholesale merchants	262	Wholesale merchants	5
Machinery, equipment, and supplies (except electrical) trade:		Grocery and food specialties trade:		Chemical, drug, and allied products trade:	
Manufacturers' sales branches	1	Manufacturers' sales branches	77	Wholesale merchants	132
Wholesale merchants	101	Machinery, equipment, and supplies (except electrical) trade:		Food products (not elsewhere specified) trade:	
All other trades:		Wholesale merchants	152	Assemblers	17
Manufacturers' sales branches	10	Chemicals, refined, and/or related products (0.1 per cent of reported commodity sales)	447	Country buyers	40
Wholesale merchants	503	Automotive trade:		Manufacturers' agents	34
Brick, tile, and terra cotta (0.1 per cent of reported commodity sales)	1,103	Wholesale merchants	65	Manufacturers' sales branches	180
Electrical trade:		Chemical, drug, and allied products trade:		Wagon distributors	25
Manufacturers' sales branches	143	Manufacturers' sales branches	71	Wholesale merchants	1,547
Lumber and building materials (other than metal) trade:		Selling agents	82	Grocery and food specialties trade:	
Brokers	62	Wholesale merchants	84	Brokers	597
Wholesale merchants	843	Hardware trade:		Cash-and-carry wholesalers	21
Machinery, equipment, and supplies (except electrical) trade:		Wholesale merchants	40	Manufacturers' sales branches	20
Wholesale merchants	35	Machinery, equipment, and supplies (except electrical) trade:		Wholesale merchants	1,694
Metals and minerals (except petroleum and scrap) trade:		Wholesale merchants	34	Tobacco and tobacco products (except leaf) trade:	
Chain-store warehouses	20	Metals and minerals (except petroleum and scrap) trade:		Wholesale merchants	802
Building materials not classified elsewhere (0.1 per cent of reported commodity sales)	826	Manufacturers' sales branches	5	All other trades:	
General merchandise trade:		Paper and paper products trade:	10	Wholesale merchants	3
Wholesale merchants	1	Wholesale merchants	10	Copper ingots, sheets, shapes, etc. (0.1 per cent of reported commodity sales)	778
Hardware trade:		All other trades:	50	Electrical trade:	
Wholesale merchants	10	Wholesale merchants	50	Manufacturers' sales branches	729
Lumber and building materials (other than metal) trade:		China, glassware, and crockery (0.1 per cent of reported commodity sales)	555	Wholesale merchants	42
Manufacturers' sales branches	542	Chemical, drug, and allied products trade:		Hardware trade:	
Wholesale merchants	181	Wholesale merchants	26	Wholesale merchants	2
Machinery, equipment, and supplies (except electrical) trade:		Furniture and house furnishings trade:		Plumbing and heating equipment and supplies trade:	
Manufacturers' agents	2	Wholesale merchants	424	Wholesale merchants	5
Paper and paper products trade:		Hardware trade:		Dairy products and eggs (2.5 per cent of reported commodity sales)	20,178
Wholesale merchants	90	Wholesale merchants	11	Food products (not elsewhere specified) trade:	
Building materials (ornamental metal) (less than 0.1 per cent of reported commodity sales)	177	Machinery, equipment, and supplies (except electrical) trade:		Assemblers	1,234
Lumber and building materials (other than metal) trade:		Manufacturers' sales branches	9	Commission merchants	356
Selling agents	38	Wholesale merchants	10	Country buyers	2,347
Machinery, equipment, and supplies (except electrical) trade:		All other trades:	75	District and general sales offices	133
Manufacturers' agents	1	Cigars, cigarettes, and tobacco (except leaf) (1.2 per cent of reported commodity sales)	9,769	Manufacturers' sales branches	4,395
Wholesale merchants	35	Chemical, drug, and allied products trade:		Wholesale merchants	9,330
Metals and minerals (except petroleum and scrap) trade:		Wholesale merchants	70	Grocery and food specialties trade:	
Manufacturers' agents	36	Food products (not elsewhere specified) trade:		Brokers	391
Manufacturers' sales branches	26	Wholesale merchants	185	Cash-and-carry wholesalers	10
Wholesale merchants	35	General merchandise trade:		Manufacturers' agents	70
Plumbing and heating equipment and supplies trade:		Wholesale merchants	7	Manufacturers' sales branches	199
Wholesale merchants	6	Grocery and food specialties trade:		Wholesale merchants	1,713
Building stone, slate, and concrete products (less than 0.1 per cent of reported commodity sales)	159	Cash-and-carry wholesalers	31	Drugs and drug sundries (0.4 per cent of reported commodity sales)	2,943
Lumber and building materials (other than metal) trade:		Manufacturers' sales branches	1	Chemical, drug, and allied products trade:	
Wholesale merchants	159	Wholesale merchants	2,816	Wholesale merchants	2,904
Cameras and photographic supplies (0.4 per cent of reported commodity sales)	3,084	Tobacco and tobacco products (except leaf) trade:		Paper and paper products trade:	
Amusement and sporting goods trade:		Chain-store warehouses	75	Wholesale merchants	
Manufacturers' sales branches	1,063	Manufacturers' sales branches	3,157	All other trades:	
Wholesale merchants	1,079	Wholesale merchants	3,427	Manufacturers' sales branches	
Chemical, drug, and allied products trade:		Clothing and furnishings, men's and boys' (0.4 per cent of reported commodity sales)	2,900	Dry goods not classified elsewhere (less than 0.1 per cent of reported commodity sales)	109
Wholesale merchants	42	Dry goods and apparel trade:		Dry goods and apparel trade:	
Canned goods (food products) (1.5 per cent of reported commodity sales)	12,308	Selling agents	4	Wholesale merchants	87
Food products (not elsewhere specified) trade:		Wholesale merchants	2,915	Leather and leather goods (except gloves and shoes) trade:	
Manufacturers' sales branches	163	General merchandise trade:		Wholesale merchants	18
Wholesale merchants	55	Wholesale merchants	40	Paper and paper products trade:	
Grocery and food specialties trade:		Hardware trade:		Wholesale merchants	4
Brokers	4,736	Wholesale merchants	2	Electrical appliances, equipment, and supplies (1.5 per cent of reported commodity sales)	12,530
Cash-and-carry wholesalers	39	Leather and leather goods (except gloves and shoes) trade:		Automotive trade:	
Manufacturers' agents	600	Wholesale merchants	1	Manufacturers' sales branches	7
Manufacturers' sales branches	60	Paper and paper products trade:		Wholesale merchants	177
Wholesale merchants	6,557	Wholesale merchants	1	Chemical, drug, and allied products trade:	
All other trades:		Clothing, women's and children's (0.2 per cent of reported commodity sales)	1,849	Wholesale merchants	6
Brokers	98	Dry goods and apparel trade:		Electrical trade:	
Cement, lime, and plaster (0.4 per cent of reported commodity sales)	3,077	Selling agents	35	Manufacturers' agents	50
Lumber and building materials (other than metal) trade:		Wholesale merchants	1,814	Manufacturers' sales branches	8,242
Manufacturers' sales branches	985	Coal and coke (0.8 per cent of reported commodity sales)	6,668	Wholesale merchants	3,032
Wholesale merchants	1,045	Farm products (not elsewhere specified) trade:		Furniture and house furnishings trade:	
Machinery, equipment, and supplies (except electrical) trade:		Country buyers	243	Selling agents	10
Wholesale merchants	97	General merchandise trade:		Wholesale merchants	3
Metals and minerals (except petroleum and scrap) trade:		Wholesale merchants	79	Hardware trade:	
Chain-store warehouses	50	Lumber and building materials (other than metal) trade:		Wholesale merchants	452
		Wholesale merchants	436	Machinery, equipment, and supplies (except electrical) trade:	
		Metals and minerals (except petroleum and scrap) trade:		Manufacturers' agents	41
		Chain-store warehouses	294	Manufacturers' sales branches	205
		Commission merchants	102	Wholesale merchants	167
		Manufacturers' sales branches	1,313	Plumbing and heating equipment and supplies trade:	
		Selling agents	575	Manufacturers' sales branches	70
		Wholesale merchants	3,616	Wholesale merchants	3
				All other trades:	
				Manufacturers' sales branches	65

TABLE 13.—COMMODITY SALES, BY KIND OF BUSINESS, AND TYPE OF ESTABLISHMENT—Continued

COMMODITY SALES—Continued		COMMODITY SALES—Continued	
[Expressed in thousands of dollars]		[Expressed in thousands of dollars]	
COMMODITY BY KIND OF BUSINESS AND TYPE OF ESTABLISHMENT	Net sales	COMMODITY BY KIND OF BUSINESS AND TYPE OF ESTABLISHMENT	Net sales
Farm products not classified elsewhere (<i>less than 0.1 per cent of reported commodity sales</i>).....	388	Grain (wheat, corn, oats, etc.) (<i>15.3 per cent of reported commodity sales</i>).....	125,109
Farm products (not elsewhere specified) trade:		Farm products (not elsewhere specified) trade:	
Commission merchants.....	31	Assemblers.....	944
Wholesale merchants.....	202	Brokers.....	20,405
General merchandise trade:		Commission merchants.....	43,414
Wholesale merchants.....	155	Country buyers.....	5,642
Feeds (<i>0.8 per cent of reported commodity sales</i>).....	2,741	Wholesale merchants.....	54,643
Farm products (not elsewhere specified) trade:		Farm supplies (except machinery and equipment) trade:	
Country buyers.....	9	Wholesale merchants.....	61
Wholesale merchants.....	31	Groceries (<i>5.4 per cent of reported commodity sales</i>).....	43,839
Farm supplies (except machinery and equipment) trade:		Farm products (not elsewhere specified) trade:	
Brokers.....	2,050	Country buyers.....	10
Commission merchants.....	140	Food products (not elsewhere specified) trade:	
Wholesale merchants.....	361	Commission merchants.....	21
General merchandise trade:		Country buyers.....	1
Wholesale merchants.....	150	District and general sales offices.....	749
Fertilizer and fertilizer materials (<i>less than 0.1 per cent of reported commodity sales</i>).....	35	Manufacturers' sales branches.....	2,067
Chemical, drug, and allied products trade:		Wholesale merchants.....	383
Wholesale merchants.....	3	General merchandise trade:	
Farm products (not elsewhere specified) trade:		Wholesale merchants.....	2
Wholesale merchants.....	32	Grocery and food specialties trade:	
Fish and sea foods, fresh and processed (<i>0.1 per cent of reported commodity sales</i>).....	937	Brokers.....	13,176
Food products (not elsewhere specified) trade:		Cash-and-carry wholesalers.....	130
Wholesale merchants.....	899	Cooperative buying associations.....	2
Grocery and food specialties trade:		Import selling agents.....	81
Brokers.....	11	Manufacturers' agents.....	589
Wholesale merchants.....	27	Manufacturers' sales branches.....	5,083
Food products not classified elsewhere (<i>0.1 per cent of reported commodity sales</i>).....	604	Selling agents.....	6
Food products (not elsewhere specified) trade:		Wagon distributors.....	11
Assemblers.....	25	Wholesale merchants.....	21,226
Country buyers.....	64	Wholesaling manufacturers.....	260
Grocery and food specialties trade:		All other trades:	
Manufacturers' sales branches.....	352	Brokers.....	37
Wholesale merchants.....	163	Hardware (<i>0.5 per cent of reported commodity sales</i>).....	3,899
Fruits and vegetables, fresh and dried (<i>2.3 per cent of reported commodity sales</i>).....	18,694	Chemical, drug, and allied products trade:	
Food products (not elsewhere specified) trade:		Wholesale merchants.....	33
Assemblers.....	323	Electrical trade:	
Brokers.....	2,921	Manufacturers' sales branches.....	155
Commission merchants.....	77	Hardware trade:	
Country buyers.....	813	Wholesale merchants.....	3,243
Wholesale merchants.....	11,599	Leather and leather goods (except gloves and shoes) trade:	
Grocery and food specialties trade:		Wholesale merchants.....	100
Brokers.....	551	Lumber and building materials (other than metal) trade:	
Cash-and-carry wholesalers.....	10	Manufacturers' agents.....	2
Manufacturers' agents.....	30	Wholesale merchants.....	26
Wholesale merchants.....	2,870	Machinery, equipment, and supplies (except electrical) trade:	
Furniture, wooden and metal (<i>0.5 per cent of reported commodity sales</i>).....	3,678	Wholesale merchants.....	93
Chemical, drug, and allied products trade:		Paper and paper products trade:	
Wholesale merchants.....	3	Wholesale merchants.....	24
Farm products (not elsewhere specified) trade:		Plumbing and heating equipment and supplies trade:	
Auction companies.....	2	Wholesale merchants.....	23
Furniture and house furnishings trade:		All other trades:	
Manufacturers' sales branches.....	328	Wholesale merchants.....	200
Wholesale merchants.....	3,125	Hay, straw, and alfalfa (<i>0.1 per cent of reported commodity sales</i>).....	823
Machinery, equipment, and supplies (except electrical) trade:		Farm products (not elsewhere specified) trade:	
Manufacturers' sales branches.....	26	Auction companies.....	119
Wholesale merchants.....	189	Farm supplies (except machinery and equipment) trade:	
Paper and paper products trade:		Commission merchants.....	374
Wholesale merchants.....	8	Wholesale merchants.....	330
Furs (dressed) and fur clothing (<i>less than 0.1 per cent of reported commodity sales</i>).....	159	Hides, skins, and raw furs (<i>0.4 per cent of reported commodity sales</i>).....	3,470
Dry goods and apparel trade:		Farm products (not elsewhere specified) trade:	
Wholesale merchants.....	150	Manufacturers' sales branches.....	2,855
Glass, sheet (<i>0.2 per cent of reported commodity sales</i>).....	1,238	Wholesale merchants.....	549
Chemical, drug, and allied products trade:		Iron and steel scrap and other waste materials trade:	
Wholesale merchants.....	132	Wholesale merchants.....	75
Electrical trade:		Horses and mules (<i>0.3 per cent of reported commodity sales</i>).....	2,291
Manufacturers' sales branches.....	77	Farm products (not elsewhere specified) trade:	
Lumber and building materials (other than metal) trade:		Auction companies.....	910
Manufacturers' sales branches.....	703	Commission merchants.....	1,379
Wholesale merchants.....	326	Wholesale merchants.....	2
House furnishings and supplies (<i>0.4 per cent of reported commodity sales</i>).....	3,390	Chemical, drug, and allied products trade:	
Wholesale merchants.....	29	Wholesale merchants.....	20
Electrical trade:		Electrical trade:	
Wholesale merchants.....	11	Wholesale merchants.....	11
Furniture and house furnishings trade:		Furniture and house furnishings trade:	
Manufacturers' sales branches.....	132	Manufacturers' sales branches.....	132
Selling agents.....	140	Selling agents.....	140
Wholesale merchants.....	1,409	Wholesale merchants.....	1,409
Grocery and food specialties trade:		Grocery and food specialties trade:	
Brokers.....	276	Brokers.....	276
Manufacturers' agents.....	50	Manufacturers' agents.....	50
Manufacturers' sales branches.....	31	Manufacturers' sales branches.....	31
Wholesale merchants.....	656	Wholesale merchants.....	656
Hardware trade:		Hardware trade:	
Wholesale merchants.....	187	Wholesale merchants.....	187
Lumber and building materials (other than metal) trade:		Lumber and building materials (other than metal) trade:	
Manufacturers' agents.....	1	Manufacturers' agents.....	1
Manufacturers' sales branches.....	140	Manufacturers' sales branches.....	140
Wholesale merchants.....	7	Wholesale merchants.....	7
Paper and paper products trade:		Paper and paper products trade:	
Wholesale merchants.....	208	Wholesale merchants.....	208
All other trades:		All other trades:	
Brokers.....	50	Brokers.....	50
Manufacturers' sales branches.....	3	Manufacturers' sales branches.....	3
Iron and steel and products (except as classified) (<i>0.6 per cent of reported commodity sales</i>).....	4,849	Iron and steel and products (except as classified) (<i>0.6 per cent of reported commodity sales</i>).....	4,849
Electrical trade:		Electrical trade:	
Manufacturers' sales branches.....	93	Manufacturers' sales branches.....	93
General merchandise trade:		General merchandise trade:	
Wholesale merchants.....	91	Wholesale merchants.....	91
Hardware trade:		Hardware trade:	
Wholesale merchants.....	505	Wholesale merchants.....	505
Iron and steel scrap and other waste materials trade:		Iron and steel scrap and other waste materials trade:	
Wholesale merchants.....	852	Wholesale merchants.....	852
Machinery, equipment, and supplies (except electrical) trade:		Machinery, equipment, and supplies (except electrical) trade:	
Manufacturers' agents.....	1	Manufacturers' agents.....	1
Wholesale merchants.....	77	Wholesale merchants.....	77
Metals and minerals (except petroleum and scrap) trade:		Metals and minerals (except petroleum and scrap) trade:	
Manufacturers' agents.....	129	Manufacturers' agents.....	129
Manufacturers' sales branches.....	610	Manufacturers' sales branches.....	610
Wholesale merchants.....	1,075	Wholesale merchants.....	1,075
Wholesaling manufacturers.....	16	Wholesaling manufacturers.....	16
Plumbing and heating equipment and supplies trade:		Plumbing and heating equipment and supplies trade:	
Manufacturers' sales branches.....	30	Manufacturers' sales branches.....	30
Wholesale merchants.....	779	Wholesale merchants.....	779
Jewelry (<i>0.1 per cent of reported commodity sales</i>).....	621	Jewelry (<i>0.1 per cent of reported commodity sales</i>).....	621
Automotive trade:		Automotive trade:	
Wholesale merchants.....	1	Wholesale merchants.....	1
Chemical, drug, and allied products trade:		Chemical, drug, and allied products trade:	
Wholesale merchants.....	20	Wholesale merchants.....	20
Hardware trade:		Hardware trade:	
Wholesale merchants.....	101	Wholesale merchants.....	101
Jewelry and optical goods trade:		Jewelry and optical goods trade:	
Manufacturers' sales branches.....	39	Manufacturers' sales branches.....	39
Wholesale merchants.....	432	Wholesale merchants.....	432
Machinery, equipment, and supplies (except electrical) trade:		Machinery, equipment, and supplies (except electrical) trade:	
Wholesale merchants.....	22	Wholesale merchants.....	22
All other trades:		All other trades:	
Manufacturers' agents.....	6	Manufacturers' agents.....	6
Junk and scrap (<i>0.1 per cent of reported commodity sales</i>).....	499	Junk and scrap (<i>0.1 per cent of reported commodity sales</i>).....	499
Automotive trade:		Automotive trade:	
Wholesale merchants.....	20	Wholesale merchants.....	20
Iron and steel scrap and other waste materials trade:		Iron and steel scrap and other waste materials trade:	
Wholesale merchants.....	479	Wholesale merchants.....	479
Lead pigs, bars, sheets, and pipe (<i>less than 0.1 per cent of reported commodity sales</i>).....	264	Lead pigs, bars, sheets, and pipe (<i>less than 0.1 per cent of reported commodity sales</i>).....	264
Metals and minerals (except petroleum and scrap) trade:		Metals and minerals (except petroleum and scrap) trade:	
Manufacturers' sales branches.....	192	Manufacturers' sales branches.....	192
Wholesale merchants.....	50	Wholesale merchants.....	50
Plumbing and heating equipment and supplies trade:		Plumbing and heating equipment and supplies trade:	
Manufacturers' sales branches.....	22	Manufacturers' sales branches.....	22
Wholesale merchants.....	474	Wholesale merchants.....	474
Leather and cut stock (<i>0.1 per cent of reported commodity sales</i>).....	474	Leather and cut stock (<i>0.1 per cent of reported commodity sales</i>).....	474
Leather and leather goods (except gloves and shoes) trade:		Leather and leather goods (except gloves and shoes) trade:	
Wholesale merchants.....	474	Wholesale merchants.....	474

TABLE 13.—COMMODITY SALES, BY KIND OF BUSINESS, AND TYPE OF ESTABLISHMENT—Continued

COMMODITY SALES—Continued

[Expressed in thousands of dollars]

COMMODITY BY KIND OF BUSINESS AND TYPE OF ESTABLISHMENT	Net sales	COMMODITY BY KIND OF BUSINESS AND TYPE OF ESTABLISHMENT	Net sales	COMMODITY BY KIND OF BUSINESS AND TYPE OF ESTABLISHMENT	Net sales
Livestock (except horses and mules) (40.6 per cent of reported commodity sales)		Machinery, equipment, and supplies—Con.		Paints, varnishes, and lacquers—Contd.	
Farm products (not elsewhere specified) trade:	331,383	Lumber and building materials (other than metal) trade:		Lumber and building materials (other than metal) trade:	
Assemblers.....	8,990	Wholesale merchants.....	248	Manufacturers' sales branches.....	486
Auction companies.....	3,605	Machinery, equipment, and supplies (except electrical) trade:		Wholesale merchants.....	535
Brokers.....	53,837	District and general sales offices.....	4,374	Metals and minerals (except petroleum and scrap) trade:	
Commission merchants.....	252,737	Manufacturers' sales branches.....	8,565	Chain-store warehouses.....	34
Country buyers.....	450	Wholesale merchants.....	1,331	Manufacturers' sales branches.....	43
Wholesale merchants.....	11,768	Plumbing and heating equipment and supplies trade:		Paper and paper products trade:	
Logs, piles, poles, etc. (0.4 per cent of reported commodity sales)		Wholesale merchants.....	107	Wholesale merchants.....	113
Electrical trade:	3,300	Meats and meat products, fresh and cured (4.7 per cent of reported commodity sales)		Paper (wrapping, book, wallpaper, etc.) (0.5 per cent of reported commodity sales)	
Manufacturers' sales branches.....	2,226	Food products (not elsewhere specified) trade:	38,036	Chemical, drug, and allied products trade:	4,356
General merchandise trade:		Assemblers.....	881	Wholesale merchants.....	36
Wholesale merchants.....	3	Commission merchants.....	90	Iron and steel scrap and other waste materials trade:	
Lumber and building materials (other than metal) trade:		Country buyers.....	1,939	Wholesale merchants.....	236
Commission merchants.....	9	District and general sales offices.....	11,454	Machinery, equipment, and supplies (except electrical) trade:	
Wholesale merchants.....	1,071	Manufacturers' sales branches.....	18,536	Manufacturers' sales branches.....	20
Luggage, saddlery, harness, and gloves (except dress) (0.1 per cent of reported commodity sales)		Wholesale merchants.....	4,286	Wholesale merchants.....	68
Amusement and sporting goods trade:	421	Grocery and food specialties trade:		Paper and paper products trade:	
Manufacturers' sales branches.....	1	Manufacturers' agents.....	777	Wholesale merchants.....	3,821
Chemical, drug, and allied products trade:		Wholesale merchants.....	23	All other trades:	
Wholesale merchants.....	1	Musical instruments and parts (except radios) (less than 0.1 per cent of reported commodity sales)		Manufacturers' agents.....	16
Farm products (not elsewhere specified) trade:		Electrical trade:	272	Wholesale merchants.....	150
Auction companies.....	2	Wholesale merchants.....	263	Paper products (0.2 per cent of reported commodity sales)	
General merchandise trade:		Furniture and house furnishings trade:	9	Wholesale merchants.....	1,908
Wholesale merchants.....	3	Wholesale merchants.....		Chemical, drug, and allied products trade:	
Hardware trade:		Nonferrous metals not classified elsewhere (less than 0.1 per cent of reported commodity sales)		Wholesale merchants.....	5
Wholesale merchants.....	171	Machinery, equipment, and supplies (except electrical) trade:	85	Paper and paper products trade:	
Leather and leather goods (except gloves and shoes) trade:		Wholesale merchants.....	45	Manufacturers' agents.....	200
Wholesale merchants.....	208	Metals and minerals (except petroleum and scrap) trade:		Wholesale merchants.....	1,627
All other trades:		Manufacturers' sales branches.....	40	All other trades:	
Manufacturers' agents.....	35	Notions and dry goods, small wares (0.1 per cent of reported commodity sales)		Wholesale merchants.....	76
Lumber, rough and dressed (0.9 per cent of reported commodity sales)		Dry goods and apparel trade:	657	Petroleum and petroleum products (1.5 per cent of reported commodity sales)	
Forest products (except lumber) trade:	7,709	Wholesale merchants.....	599	Automotive trade:	12,063
Manufacturers' sales branches.....	28	Leather and leather goods (except gloves and shoes) trade:		Wholesale merchants.....	203
Lumber and building materials (other than metal) trade:		Wholesale merchants.....	30	Chemical, drug, and allied products trade:	
Commission merchants.....	1,030	Paper and paper products trade:		Wholesale merchants.....	8
Drop shippers.....	2,081	Wholesale merchants.....	21	Farm products (not elsewhere specified) trade:	
Manufacturers' agents.....	209	All other trades:	7	Country buyers.....	25
Selling agents.....	436	Manufacturers' agents.....	7	General merchandise trade:	
Wholesale merchants.....	3,034	Office and store machines and equipment (less than 0.1 per cent of reported commodity sales)		Wholesale merchants.....	778
Machinery, equipment, and supplies (industrial) (1.0 per cent of reported commodity sales)		Machinery, equipment, and supplies (except electrical) trade:	205	Hardware trade:	
Automotive trade:		Manufacturers' sales branches.....	195	Wholesale merchants.....	7
Manufacturers' sales branches.....	0	Wholesale merchants.....	70	Machinery, equipment, and supplies (except electrical) trade:	
Wholesale merchants.....	1	Oils, animal and vegetable (less than 0.1 per cent of reported commodity sales)		Manufacturers' sales branches.....	52
Electrical trade:		Chemical, drug, and allied products trade:	157	Wholesale merchants.....	5
Manufacturers' sales branches.....	325	Manufacturers' sales branches.....	3	Petroleum and petroleum products trade:	
Forest products (except lumber) trade:		Wholesale merchants.....	85	Bulk tank stations.....	7,558
Manufacturers' agents.....	0	Farm products (not elsewhere specified) trade:		Manufacturers' sales branches.....	858
General merchandise trade:		Wholesale merchants.....	68	Wholesale merchants.....	2,479
Wholesale merchants.....	168	Metals and minerals (except petroleum and scrap) trade:		Piece goods, all kinds (0.2 per cent of reported commodity sales)	
Hardware trade:		Manufacturers' sales branches.....	1	Dry goods and apparel trade:	
Wholesale merchants.....	151	Optical goods (0.1 per cent of reported commodity sales)		Wholesale merchants.....	1,206
Leather and leather goods (except gloves and shoes) trade:		Hardware trade:	801	Paper and paper products trade:	
Wholesale merchants.....	30	Wholesale merchants.....	368	Wholesale merchants.....	18
Machinery, equipment, and supplies (except electrical) trade:		Jewelry and optical goods stores:		Plumbing and heating equipment and supplies (0.8 per cent of reported commodity sales)	
Manufacturers' agents.....	256	Manufacturers' sales branches.....	93	Electrical trade:	
Manufacturers' sales branches.....	1,521	Wholesale merchants.....	430	Manufacturers' sales branches.....	22
Selling agents.....	91	Paints, varnishes, and lacquers (0.8 per cent of reported commodity sales)		Hardware trade:	
Wholesale merchants.....	2,420	Automotive trade:	2,488	Wholesale merchants.....	415
Paper and paper products trade:		Wholesale merchants.....	14	Machinery, equipment, and supplies (except electrical) trade:	
Wholesale merchants.....	103	Chemical, drug, and allied products trade:		Manufacturers' agents.....	3
Plumbing and heating equipment and supplies trade:		Chain-store warehouses.....	73	Manufacturers' sales branches.....	101
Manufacturers' agents.....	66	Manufacturers' sales branches.....	69	Wholesale merchants.....	2
Manufacturers' sales branches.....	343	Wholesale merchants.....	1,050	Plumbing and heating equipment and supplies trade:	
Wholesale merchants.....	757	Farm products (not elsewhere specified) trade:		Manufacturers' agents.....	176
All other trades:		Auction companies.....	1	Manufacturers' sales branches.....	2,365
Manufacturers' sales branches.....	675	General merchandise trade:	17	Wholesale merchants.....	3,262
Wholesale merchants.....	849	Wholesale merchants.....	63	Radio sets, parts, and accessories (0.5 per cent of reported commodity sales)	
Machinery, equipment, and supplies (farm and garden) (1.0 per cent of reported commodity sales)		Hardware trade:		Amusement and sporting goods trade:	
Automotive trade:		Wholesale merchants.....	63	Manufacturers' sales branches.....	47
Wholesale merchants.....	11	Hardware trade:		Automotive trade:	
Farm products (not elsewhere specified) trade:		Wholesale merchants.....	63	Wholesale merchants.....	1,207
Auction companies.....	5	Hardware trade:		Electrical trade:	
Country buyers.....	150	Wholesale merchants.....	63	Manufacturers' agents.....	560
General merchandise trade:		Hardware trade:		Wholesale merchants.....	1,970
Wholesale merchants.....	175	Wholesale merchants.....	63	Furniture and house furnishings trade:	
Hardware trade:		Hardware trade:		Wholesale merchants.....	57
Wholesale merchants.....	348	Wholesale merchants.....	63	General merchandise trade:	
				Wholesale merchants.....	1
				Hardware trade:	
				Wholesale merchants.....	367
				Machinery, equipment, and supplies (except electrical) trade:	
				Wholesale merchants.....	118

CENSUS OF DISTRIBUTION

TABLE 13.—COMMODITY SALES, BY KIND OF BUSINESS, AND TYPE OF ESTABLISHMENT—Continued

COMMODITY BY KIND OF BUSINESS AND TYPE OF ESTABLISHMENT		Net sales	COMMODITY BY KIND OF BUSINESS AND TYPE OF ESTABLISHMENT		Net sales	COMMODITY BY KIND OF BUSINESS AND TYPE OF ESTABLISHMENT		Net sales
Refrigerators, mechanical (household and commercial) (<i>0.2 per cent of reported commodity sales</i>).....		1,749	Soaps and toilet preparations—Continued.			Wood products (<i>0.2 per cent of reported commodity sales</i>).....	1,798	
Automotive trade:			Machinery, equipment, and supplies (except electrical) trade:			Electrical trade:		
Wholesale merchants.....	278		Wholesale merchants.....	37		Manufacturers' sales branches.....	157	
Electrical trade:			All other trades:			Forest products (except lumber) trade:		
Manufacturers' sales branches.....	986		Wholesale merchants.....	60		Manufacturers' agents.....	38	
Wholesale merchants.....	455		Sporting goods (<i>0.1 per cent of reported commodity sales</i>).....	120		Lumber and building materials (other than metal) trade:		
Machinery, equipment, and supplies (except electrical) trade:			Amusement and sporting goods trade:			Commission merchants.....	51	
Manufacturers' sales branches.....	8		Manufacturers' sales branches.....	475		Drop shippers.....	320	
Wholesale merchants.....	1		Automotive trade:			Manufacturers' agents.....	50	
Plumbing and heating equipment and supplies trade:			Manufacturers' sales branches.....	10		Manufacturers' sales branches.....	77	
Manufacturers' sales branches.....	13		Wholesale merchants.....	8		Warehouses (distributing).....	33	
Wholesale merchants.....	8		Chemical, drug, and allied products trade:			Wholesale merchants.....	504	
Sand, gravel, and crushed stone (<i>less than 0.1 per cent of reported commodity sales</i>).....	378		Wholesale merchants.....	5		Machinery, equipment, and supplies (except electrical) trade:		
Lumber and building materials (other than metal) trade:			Hardware trade:			Manufacturers' sales branches.....	170	
Wholesale merchants.....	300		Wholesale merchants.....	601		Wholesale merchants.....	81	
Machinery, equipment, and supplies (except electrical) trade:			Machinery, equipment, and supplies (except electrical) trade:			Paper and paper products trade:		
Wholesale merchants.....	41		Wholesale merchants.....	0		Wholesale merchants.....	12	
Metals and minerals (except petroleum and scrap) trade:			All other trades:			Tobacco and tobacco products (except leaf) trade:		
Chain-store warehouses.....	37		Manufacturers' sales branches.....	21		Wholesale merchants.....	5	
Secondhand merchandise (all kinds) (<i>less than 0.1 per cent of reported commodity sales</i>).....	20		Stationery and stationery supplies (<i>0.1 per cent of reported commodity sales</i>).....	1,120		All other trades:		
Automotive trade:			Chemical, drug, and allied products trade:			Wholesale merchants.....	300	
Wholesale merchants.....	25		Wholesale merchants.....	75		Wool, raw (<i>less than 0.1 per cent of reported commodity sales</i>).....	256	
Leather and leather goods (except gloves and shoes) trade:			Electrical trade:			Farm products (not elsewhere specified) trade:		
Wholesale merchants.....	3		Manufacturers' sales branches.....	321		Wholesale merchants.....	286	
Machinery, equipment, and supplies (except electrical) trade:			General merchandise trade:			Yarn (<i>less than 0.1 per cent of reported commodity sales</i>).....	170	
Manufacturers' agents.....	1		Wholesale merchants.....	4		Dry goods and apparel trade:		
Seed (field and garden) and bulbs (<i>0.2 per cent of reported commodity sales</i>).....	1,641		Machinery, equipment, and supplies (except electrical) trade:			Wholesale merchants.....	170	
Farm products (not elsewhere specified) trade:			Wholesale merchants.....	74		Zinc bars, plates, shapes, and sheets (<i>less than 0.1 per cent of reported commodity sales</i>).....	1	
Wholesale merchants.....	309		Paper and paper products trade:			Hardware trade:		
Farm supplies (except machinery and equipment) trade:			Brokers.....	52		Wholesale merchants.....	1	
Wholesale merchants.....	1,293		Manufacturers' sales branches.....	62		Miscellaneous commodities (<i>1.1 per cent of reported commodity sales</i>).....	8,016	
General merchandise trade:			Wholesale merchants.....	541		Amusement and sporting goods trade:		
Wholesale merchants.....	30		Surgical, dental, and hospital equipment and supplies (<i>0.2 per cent of reported commodity sales</i>).....	1,307		Wholesale merchants.....	47	
Sheet metal work (<i>less than 0.1 per cent of reported commodity sales</i>).....	176		Chemical, drug, and allied products trade:			Automotive trade:		
Hardware trade:			Wholesale merchants.....	73		Manufacturers' sales branches.....	1	
Wholesale merchants.....	6		Machinery, equipment, and supplies (except electrical) trade:			Chemical, drug, and allied products trade:		
Machinery, equipment, and supplies (except electrical) trade:			Manufacturers' sales branches.....	488		Wholesale merchants.....	79	
Manufacturers' agents.....	5		Wholesale merchants.....	746		Electrical trade:		
Manufacturers' sales branches.....	62		Textile products not classified elsewhere (<i>0.1 per cent of reported commodity sales</i>).....	507		Manufacturers' sales branches.....	175	
Wholesale merchants.....	2		Dry goods and apparel trade:			Farm products (not elsewhere specified) trade:		
Plumbing and heating equipment and supplies trade:			Wholesale merchants.....	131		Commission merchants.....	15	
Manufacturers' sales branches.....	75		Furniture and house furnishings trade:			Country buyers.....	2	
Wholesale merchants.....	26		Wholesale merchants.....	54		District and general sales offices.....	930	
Shoes and other footwear (including rubber) (<i>0.1 per cent of reported commodity sales</i>).....	912		Leather and leather goods (except gloves and shoes) trade:			Manufacturers' sales branches.....	537	
Amusement and sporting goods trade:			Wholesale merchants.....	21		Wholesale merchants.....	429	
Manufacturers' sales branches.....	4		Machinery, equipment, and supplies (except electrical) trade:			General merchandise trade:		
Automotive trade:			Wholesale merchants.....	60		Wholesale merchants.....	475	
Manufacturers' sales branches.....	81		All other trades:			Grocery and food specialties trade:		
Dry goods and apparel trade:			Manufacturers' sales branches.....	188		Brokers.....	277	
Brokers.....	111		Wholesale merchants.....	53		Cash-and-carry wholesalers.....	5	
Manufacturers' sales branches.....	94		Tin, block (<i>less than 0.1 per cent of reported commodity sales</i>).....	1		Manufacturers' agents.....	146	
Wholesale merchants.....	134		Plumbing and heating equipment and supplies trade:			Manufacturers' sales branches.....	259	
All other trades:			Wholesale merchants.....	1		Wholesale merchants.....	8,605	
Manufacturers' sales branches.....	538		Toilet articles (<i>less than 0.1 per cent of reported commodity sales</i>).....	34		Wholesaling manufacturers.....	48	
Soaps and toilet preparations (<i>0.5 per cent of reported commodity sales</i>).....	3,700		Chemical, drug, and allied products trade:			Jewelry and optical goods trade:		
Chemical, drug, and allied products trade:			Wholesale merchants.....	28		Wholesale merchants.....	40	
Manufacturers' sales branches.....	1		Dry goods and apparel trade:			Leather and leather goods (except gloves and shoes) trade:		
Wholesale merchants.....	464		Wholesale merchants.....	1		Wholesale merchants.....	314	
Food products (not elsewhere specified) trade:			Machinery, equipment, and supplies (except electrical) trade:			Lumber and building materials (other than metal) trade:		
Manufacturers' sales branches.....	183		Wholesale merchants.....	5		Wholesale merchants.....	160	
General merchandise trade:			Hardware trade:			Machinery, equipment, and supplies (except electrical) trade:		
Wholesale merchants.....	10		Wholesale merchants.....	36		Manufacturers' sales branches.....	111	
Grocery and food specialties trade:			Machinery, equipment, and supplies (except electrical) trade:			Wholesale merchants.....	392	
Brokers.....	118		Wholesale merchants.....	1		Paper and paper products trade:		
Cash-and-carry wholesalers.....	13		Paper and paper products trade:			Wholesale merchants.....	140	
Manufacturers' agents.....	106		Wholesale merchants.....	75		Petroleum and petroleum products trade:		
Manufacturers' sales branches.....	1,619		All other trades:			Bulk tank stations.....	2	
Wholesale merchants.....	1,099		Manufacturers' agents.....	8		Plumbing and heating equipment and supplies trade:		
						Wholesale merchants.....	49	
						Tobacco and tobacco products (except leaf) trade:		
						Chain-store warehouses.....	8	
						Wholesale merchants.....	60	
						All other trades:		
						Brokers.....	165	
						Wholesale merchants.....	147	

NEVADA

CONTENTS

	Page
Map.....	910
Table 1.—Summary of wholesale trade, by principal classifications.....	911
Table 2.—Wholesalers only, by kind of business.....	911
Table 3.—Wholesale trade, by kind of business.....	912
Table 4.—Wholesale trade, by type of establishment.....	912
Table 5.—Number of establishments, by type and kind of business.....	913
Tables 6, 7.—Net sales and total expenses, by type of wholesale establishment and kind of business.....	913
Table 8.—Summary of wholesale trade, by character of organization.....	913
Table 9.—Wholesale trade, by the number of marketing units and kind of business.....	914
Table 10.—Employees engaged in wholesale trade, by kind of business.....	914
Table 11.—Classification of wholesale merchants according to net sales, by kind of business.....	915
Table 12.—Number of wholesale establishments, by kind of business, for cities having 20,000 population and over.....	915
Table 13.—Commodity sales, by kind of business and type of establishment.....	915

WHOLESALE CENTERS IN NEVADA

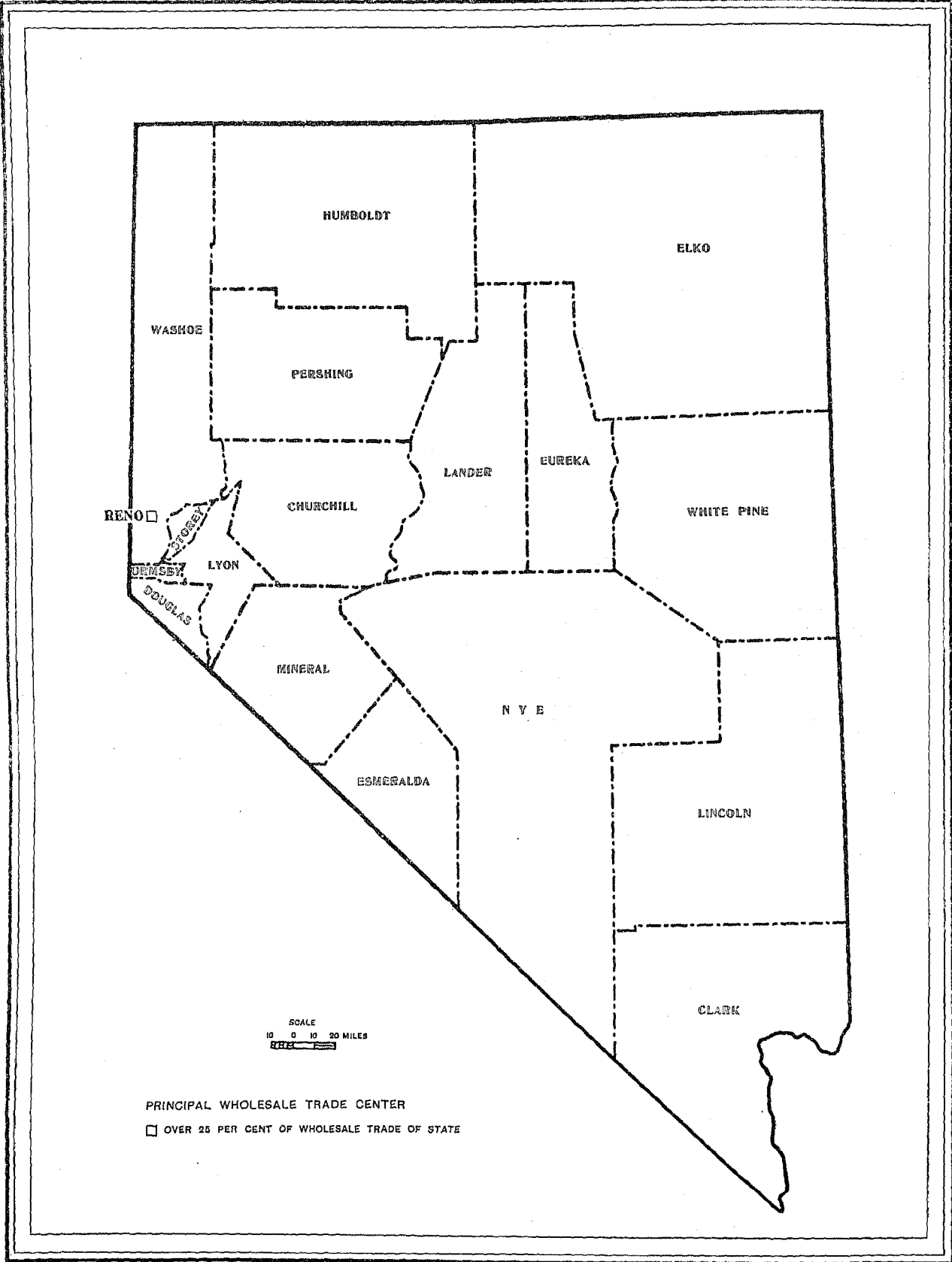


TABLE 1.—SUMMARY OF WHOLESALE TRADE, BY PRINCIPAL CLASSIFICATIONS

KIND OF BUSINESS (Establishments classified by major lines of merchandise)	Number of establishments	NUMBER OF EMPLOYEES (proprietors not included)			SALARIES AND WAGES	TOTAL EXPENSES (including salaries and wages)	STOCKS ON HAND, END OF YEAR (at cost)	NET SALES	
		Total	Male	Female				Amount	Per cent of total
The State.....	96	679	630	49	\$877, 473	\$1, 719, 457	\$1, 323, 944	\$13, 718, 677	100. 00
Automotive.....	4	33	27	6	56, 359	99, 682	110, 950	619, 068	4. 51
Farm products (not elsewhere specified).....	6	16	16	—	28, 854	72, 110	68, 438	653, 685	4. 76
Food products (not elsewhere specified).....	12	61	58	3	95, 226	161, 693	68, 605	1, 789, 251	13. 04
Groceries and food specialties.....	7	35	31	4	61, 956	123, 575	274, 001	1, 869, 570	13. 63
Iron and steel scrap and other waste materials.....	0	3	3	—	2, 997	10, 575	7, 675	53, 067	. 39
Lumber and building materials (other than metal).....	3	16	14	2	35, 948	57, 082	51, 372	539, 512	3. 93
Machinery, equipment, and supplies (except electrical).....	6	14	13	1	30, 676	44, 611	45, 652	180, 719	1. 32
Petroleum and petroleum products.....	39	413	360	23	360, 888	838, 330	373, 854	5, 287, 880	38. 55
Tobacco and tobacco products (except leaf).....	3	15	15	—	32, 051	75, 698	88, 522	1, 296, 656	9. 45
All other ¹	10	73	63	10	142, 518	236, 092	234, 875	1, 429, 267	10. 42

¹ Includes 1 establishment in Amusement and sporting goods; 1 in Electrical; 1 in Farm supplies (except machinery and equipment); 1 in General merchandise; 1 in Hardware; 1 in Jewelry and optical goods; 1 in Plumbing and heating equipment and supplies; and 3 unclassified.

TABLE 2.—WHOLESALESALE ONLY, BY KIND OF BUSINESS

[An (X) indicates that the amount must be withheld to avoid disclosure of individual operations, but it is included in the totals]

KIND OF BUSINESS (Establishments classified by major lines of merchandise)	Number of establishments	NUMBER OF EMPLOYEES (proprietors not included)			SALARIES AND WAGES	TOTAL EXPENSES (including salaries and wages)	STOCKS ON HAND, END OF YEAR (at cost)	NET SALES		CREDIT SALES ¹ (see text, p. 50)		SALES TO ULTIMATE CONSUMERS (at retail)	SALES TO INDUSTRIAL CONSUMERS
		Total	Male	Female				Amount	Per cent of total	Amount	Per cent of net sales		
The State.....	40	233	209	24	\$450, 236	\$820, 635	\$884, 800	\$7, 566, 337	100. 00	\$5, 805, 018	76. 72	\$169, 849	\$368, 369
Types of wholesalers:													
Service wholesalers.....	42	220	197	23	419, 633	803, 625	830, 316	7, 354, 918	97. 21	5, 734, 889	77. 97	169, 849	354, 053
Wholesale merchants.....	42	220	197	23	419, 633	803, 625	830, 316	7, 354, 918	97. 21	5, 734, 889	77. 97	169, 849	354, 053
Limited function wholesalers.....	2	(X)	(X)	(X)	(X)	(X)	(X)	(X)	(X)	(X)	(X)	(X)	(X)
Supply and machinery distributors.....	5	13	12	1	30, 603	14, 538	45, 211	180, 256	2. 38	70, 129	38. 91	(X)	14, 316
Automotive.....	4	33	27	6	56, 359	99, 682	110, 950	619, 068	8. 18	440, 096	71. 09	30, 789	(X)
Farm products (not elsewhere specified).....	4	10	10	—	18, 657	49, 588	31, 471	524, 409	6. 93	275, 790	52. 59	(X)	223, 178
Food products (not elsewhere specified).....	7	35	34	1	65, 704	119, 572	52, 073	1, 222, 121	16. 15	1, 018, 850	83. 37	7, 940	(X)
Groceries and food specialties.....	6	33	29	4	59, 990	120, 173	273, 191	1, 838, 591	24. 30	1, 746, 279	94. 98	(X)	(X)
Iron and steel scrap and other waste materials.....	6	3	3	—	2, 797	10, 575	7, 675	63, 067	. 70	(X)	(X)	(X)	33, 567
Lumber and building materials (other than metal).....	3	16	14	2	35, 948	57, 082	51, 372	539, 512	7. 13	470, 069	87. 13	26, 106	17, 656
Machinery, equipment, and supplies (except electrical).....	5	13	12	1	30, 603	44, 538	45, 111	180, 256	2. 38	70, 129	38. 91	(X)	14, 316
Tobacco and tobacco products (except leaf).....	3	15	15	—	32, 051	75, 698	88, 522	1, 296, 656	17. 14	705, 672	54. 42	40, 000	(X)
All other ¹	11	76	65	10	147, 927	243, 927	224, 430	1, 292, 655	17. 08	1, 078, 133	83. 40	65, 044	79, 652

¹ Credit sales are not on a basis completely comparable to net sales in some kind of business classifications, since certain establishments did not answer this inquiry, and also what constituted credit sales for census purposes was in some few instances interpreted differently by reporting companies.

² Includes 1 establishment in Amusement and sporting goods, 1 in Electrical, 1 in Farm supplies (except machinery and equipment), 1 in General merchandise, 1 in Hardware, 1 in Jewelry and optical goods, 2 in Petroleum and petroleum products, 1 in Plumbing and heating equipment and supplies, and 2 unclassified.

CENSUS OF DISTRIBUTION

TABLE 3.—WHOLESALE TRADE, BY KIND OF BUSINESS

[An (x) indicates that the amount must be withheld to avoid disclosure of individual operations, but it is included in the totals]

KIND OF BUSINESS (Establishments classified by major lines of merchandise)	Number of establishments	NUMBER OF EMPLOYEES (proprietors not included)			SALARIES AND WAGES	TOTAL EXPENSES (including salaries and wages)	STOCKS ON HAND END OF YEAR (at cost)	NET SALES		CREDIT SALES	SALES TO ULTIMATE CONSUMERS (at retail)	SALES TO INDUSTRIAL CONSUMERS
		Total	Male	Female				Amount	Per cent of total			
THE STATE (pop. 91,058)												
Total.....	96	679	630	49	\$877,473	\$1,719,457	\$1,323,944	\$13,718,677	100.00	\$9,818,524	\$191,343	\$1,064,900
Wholesalers.....	49	233	209	24	459,236	820,535	884,800	7,566,337	55.15	5,805,018	169,849	368,369
Assemblers and country buyers.....	6	19	18	1	16,008	29,329	36,967	206,646	1.51	103,333	—	—
All other types of wholesale establishments.....	41	427	403	24	411,229	869,593	402,177	5,945,694	43.34	3,910,173	21,494	696,531
Automotive ¹	4	33	27	6	56,359	99,682	110,950	619,068	4.51	440,096	30,760	—
Farm products (not elsewhere specified).....	6	16	16	—	28,854	72,110	68,438	658,685	4.76	379,128	—	223,178
Grain.....	3	9	9	—	15,335	34,164	54,540	377,475	2.75	339,123	—	—
Hides, skins, and furs.....	3	7	7	—	13,519	37,946	13,898	276,210	2.01	40,000	—	223,178
Food products (not elsewhere specified).....	12	61	58	3	95,228	161,693	68,605	1,789,261	13.04	1,487,068	7,940	—
Dairy products.....	1	(x)	(x)	—	(x)	(x)	(x)	(x)	(x)	(x)	(x)	(x)
Poultry and poultry products.....	2	(x)	(x)	—	(x)	(x)	(x)	(x)	(x)	(x)	(x)	(x)
Fruits and vegetables (fresh).....	8	37	35	2	65,515	112,314	51,993	1,252,835	9.13	1,018,850	(x)	(x)
Meats and meat products.....	1	(x)	(x)	(x)	(x)	(x)	(x)	(x)	(x)	(x)	(x)	(x)
Groceries and food specialties.....	7	85	81	4	61,958	128,576	274,001	1,869,570	13.63	1,704,800	—	—
Groceries (general line).....	4	33	29	4	59,990	117,801	272,918	1,807,423	13.18	1,746,279	—	—
Food and grocery specialties.....	3	2	2	—	1,966	5,774	—	62,142	.45	18,587	—	—
Iron and steel scrap and other waste materials.....	6	3	3	—	2,997	10,575	7,675	53,067	.39	—	—	33,567
Lumber and building materials (other than metal).....	3	16	14	2	35,948	57,082	51,372	539,512	3.83	470,009	28,106	17,656
Machinery, equipment, and supplies (except electrical).....	6	14	13	1	30,676	44,611	45,652	180,719	1.32	70,387	—	14,316
Petroleum and petroleum products.....	39	413	390	23	390,888	838,339	373,854	5,287,880	38.55	3,197,225	21,494	696,531
Tobacco and tobacco products (except leaf).....	3	15	15	—	32,051	76,698	88,522	1,296,658	9.45	705,672	40,000	—
All other ²	10	73	63	10	142,518	236,092	234,875	1,429,267	10.42	1,304,018	65,044	78,652

CITIES OF 5,000 TO 20,000 POPULATION

Total.....	48	571	526	45	\$712,107	\$1,299,019	\$1,095,980	\$11,217,080	100.00	\$8,374,031	\$151,343	\$1,043,833
LAS VEGAS (pop. 5,165).....	6	18	17	1	29,120	31,986	82,135	504,076	4.49	266,637	7,940	—
RENO (pop. 18,529).....	42	553	509	44	682,987	1,217,033	1,003,845	10,713,014	95.51	8,107,394	143,403	1,043,833

¹ Includes 1 establishment in Automobiles (new and used), 2 in Automotive equipment, and 1 in Tires and tubes.
² Includes 1 establishment in Amusement and sporting goods, 1 in Electrical, 1 in Farm supplies (except machinery and equipment), 1 in General merchandise, 1 in Hardware, 1 in Jewelry and optical goods, and 1 in Plumbing and heating equipment and supplies, and 3 unclassified.

TABLE 4.—WHOLESALE TRADE, BY TYPE OF ESTABLISHMENT

[An (x) indicates that the amount must be withheld to avoid disclosure of individual operations, but it is included in the totals]

TYPE OF ESTABLISHMENT	Number of establishments	NUMBER OF EMPLOYEES (proprietors not included)			SALARIES AND WAGES	TOTAL EXPENSES (including salaries and wages)	STOCKS ON HAND, END OF YEAR (at cost)	NET SALES		CREDIT SALES	SALES TO ULTIMATE CONSUMERS (at retail)	SALES TO INDUSTRIAL CONSUMERS	AVERAGE SALES PER ESTABLISHMENT
		Total	Male	Female				Amount	Per cent of net sales				
The State.....	96	679	630	49	\$877,473	\$1,719,457	\$1,323,944	\$13,718,677	\$9,818,524	71.57	\$191,343	\$1,064,900	\$142,803
Wholesalers only.....	40	233	209	24	459,236	820,535	884,800	7,566,337	5,805,018	76.72	169,849	368,369	154,415
Service wholesalers.....	42	220	197	23	419,633	803,625	839,316	7,354,918	5,734,889	77.97	169,849	354,053	175,117
Wholesale merchants.....	42	220	197	23	419,633	803,625	839,316	7,354,918	5,734,889	77.97	169,849	354,053	175,117
Limited function wholesalers.....	2	—	—	—	(x)	(x)	(x)	(x)	(x)	(x)	(x)	(x)	(x)
Supply and machinery distributors.....	5	13	12	1	30,603	14,538	45,211	180,256	70,129	38.91	—	14,316	36,051
Bulk tank stations.....	25	378	356	22	360,677	693,808	367,610	4,510,890	3,170,044	70.28	21,494	696,531	180,430
Manufacturers' sales branches.....	4	18	17	1	28,347	44,716	34,507	774,208	740,129	95.59	—	—	193,567
Agents and brokers.....	12	31	30	1	22,205	131,269	—	669,536	—	—	—	—	55,044
Manufacturers' agents.....	12	31	30	1	22,205	131,269	—	669,536	—	—	—	—	55,044
Assemblers and country buyers ¹	6	19	18	1	16,008	29,329	36,967	206,646	103,333	50.00	—	—	34,441

¹ Includes 2 assemblers, 3 cooperative marketing associations, and 1 independent elevator.

TABLE 5.—NUMBER OF ESTABLISHMENTS, BY TYPE AND KIND OF BUSINESS

KIND OF BUSINESS (Establishments classified by major lines of merchandise)	Number of establishments	Wholesale merchants (including jobbers) ¹	All other types ²	KIND OF BUSINESS (Establishments classified by major lines of merchandise)	Number of establishments	Wholesale merchants (including jobbers) ¹	All other types ²
The State.....	96	47	49	Groceries and food specialties.....	7	4	3
Amusement and sporting goods.....	1	1		Groceries (general line).....	4	4	
Amusement and sporting goods (except cameras and motion-picture equipment and supplies).....	1	1		Food and grocery specialties.....	3		3
Automotive.....	4	4		Hardware.....	1	1	
Automobiles and other motor vehicles.....	1	1		Iron and steel scrap and other waste materials (junk and scrap).....	6	6	
Automotive equipment.....	2	2		Jewelry and optical goods (optical goods).....	1	1	
Tires and tubes.....	1	1		Lumber and building materials (other than metal).....	3	3	
Electrical.....	1	1		Construction and building materials (other than metal and wood).....	3	3	
Radios and radio equipment.....	1	1		Machinery, equipment, and supplies (except electrical).....	6	5	1
Farm products (not elsewhere specified).....	6	4	2	Commercial equipment and supplies.....	2	1	1
Grain.....	3	1	2	Manufacturing, mining, and drilling machinery, equipment, and supplies.....	4	4	
Hides, skins, and furs.....	3	3		Petroleum and petroleum products.....	39	2	37
Farm supplies (except machinery and equipment).....	1	1		Plumbing and heating equipment and supplies.....	1	1	
Feed.....	1	1		Tobacco and tobacco products (except leaf).....	3	3	
Food products (not elsewhere specified).....	12	7	5	All other.....	3	2	1
Dairy products.....	1	1		Books, periodicals, and newspapers.....	1	1	
Poultry and poultry products.....	2		2	Rubber goods (general line).....	1		1
Fruits and vegetables (fresh).....	8	6	2	Miscellaneous kinds of business.....	1	1	
Meats and meat products.....	1		1				
General merchandise.....	1	1					

¹ Includes "Supply and machinery distributors."

² The 49 "other types" consist of the following:

Assemblers and country buyers.....	6	Manufacturers' agents.....	12	Manufacturers' sales branches—Continued.....	
Grain trade.....	2	Petroleum and petroleum products trade.....	12	Rubber goods (general line) trade.....	1
Poultry and poultry products trade.....	2			Wagon distributors.....	2
Fruits and vegetables (fresh) trade.....	2	Manufacturers' sales branches.....	4	Food and grocery specialties trade.....	2
Bulk tank stations.....	25	Meats and meat products trade.....	1		
Petroleum and petroleum products trade.....	25	Food and grocery specialties trade.....	1		
		Commercial equipment and supplies trade.....	1		

TABLE 6, 7.—NET SALES AND TOTAL EXPENSES, BY TYPE OF WHOLESALE ESTABLISHMENT AND KIND OF BUSINESS

[Tables 6 and 7 consolidated and abbreviated in this State to avoid disclosure of individual operations]

[An (x) indicates that the amount must be withheld to avoid disclosure of individual operations, but it is included in the totals]

[In thousands of dollars]

KIND OF BUSINESS (Establishments classified by major lines of merchandise)	NET SALES			EXPENSES		
	Total ¹	Wholesale merchants (including jobbers) ²	All other	Total ¹	Wholesale merchants (including jobbers) ²	All other
The State.....	\$13,719	\$7,535	\$6,184	\$1,719	\$818	\$901
Automotive.....	619	619		100	100	
Farm products (not elsewhere specified).....	654	524	130	72	50	22
Food products (not elsewhere specified).....	1,789	1,222	567	161	119	42
Groceries and food specialties.....	1,870	1,808	62	124	117	7
Iron and steel scrap and other waste materials.....	53	53		10	10	
Lumber and building materials (other than metal).....	540	540		57	57	
Machinery, equipment, and supplies (except electrical).....	181	181		45	45	
Petroleum and petroleum products.....	5,288	(x)	5,172	338	(x)	324
Tobacco and tobacco products (except leaf).....	1,297	1,297		76	76	
All other.....	310	57	253	22	16	6

¹ Includes 1 establishment in Amusement and sporting goods, 1 in Electrical, 1 in Farm supplies (except machinery and equipment), 1 in General merchandise, 1 in Hardware, 1 in Jewelry and optical goods, and 1 in Plumbing and heating equipment and supplies.

² Includes "Supply and machinery distributors."

TABLE 8.—SUMMARY OF WHOLESALE TRADE, BY CHARACTER OF ORGANIZATION

CHARACTER OF ORGANIZATION	Number of establishments	NUMBER OF EMPLOYEES (proprietors not included)			SALARIES AND WAGES	TOTAL EXPENSES (including salaries and wages)	NET SALES	
		Total	Male	Female			Amount	Per cent of total
The State.....	96	679	630	49	\$377,473	\$1,719,457	\$13,718,677	100.00
Individual.....	30	70	66	4	88,171	212,688	1,313,468	9.57
Partnership.....	2	3	3		4,500	12,478	197,000	1.44
Corporation.....	61	597	552	45	783,311	1,492,404	12,180,839	88.70
Cooperative association.....	3	9	9		1,491	1,887	27,370	.20

CENSUS OF DISTRIBUTION

TABLE 9.—WHOLESALE TRADE, BY THE NUMBER OF MARKETING UNITS AND KIND OF BUSINESS

[An (x) indicates that the amount must be withheld to avoid disclosure of individual operations, but it is included in the totals]

[Net sales and expenses expressed in thousands of dollars]

KIND OF BUSINESS (Establishments classified by major lines of merchandise)	TOTAL			SINGLE-UNIT ESTABLISHMENTS			6 TO 25 UNITS			26 TO 100 UNITS			OVER 100 UNITS			MORE THAN 1 BUT UNKNOWN			
	Number of establishments	Net sales	Total expenses (including salaries and wages)	Number of establishments	Net sales		Total expenses	Number of establishments	Net sales	Total expenses	Number of establishments	Net sales	Total expenses	Number of establishments	Net sales	Total expenses	Number of establishments	Net sales	Total expenses
					Amount	Per cent of total													
The State.....	96	\$13,719	\$1,719	50	\$6,925	50.48	\$768	17	\$4,598	\$598	5	\$418	\$100	12	\$1,220	\$161	12	\$500	\$104
Automotive.....	4	619	100	4	619	100.00	100												
Farm products not elsewhere specified.....	6	654	72	5	(x)	(x)	(x)	1	(x)	(x)									
Food products (not elsewhere specified).....	12	1,789	161	8	568	31.75	54	3	(x)	(x)			1	(x)	(x)				
Groceries and food specialties.....	7	1,870	124	6	(x)	(x)	(x)						1	(x)	(x)				
Iron and steel scrap and other waste materials.....	6	53	10	6	53	100.00	10												
Lumber and building materials (other than metal).....	3	540	57	3	540	100.00	57												
Machinery, equipment, and supplies (except electrical).....	6	181	45	5	(x)	(x)	(x)						1	(x)	(x)				
Petroleum and petroleum products.....	39	5,288	838	3	262	4.95	50	13	3,791	514	4	402	95	7	273	75	12	560	104
Tobacco and tobacco products (except leaf).....	3	1,297	76	3	1,297	100.00	76												
All other ¹	10	1,428	236	7	988	69.19	183				1	(x)	(x)	2	(x)	(x)			

¹ Includes 1 establishment in Amusement and sporting goods, 1 in Electrical, 1 in Farm supplies, 1 in General merchandise, 1 in Hardware, 1 in Jewelry and optical goods, and 1 in Plumbing and heating equipment and supplies, and 3 unclassified.

TABLE 10.—EMPLOYEES ENGAGED IN WHOLESALE TRADE, BY KIND OF BUSINESS

[An (x) indicates that the amount must be withheld to avoid disclosure of individual operations, but it is included in the totals]

KIND OF BUSINESS (Establishments classified by major lines of merchandise)	Number of establishments	Number of proprietors and firm members	TOTAL PAID EMPLOYEES ¹ (proprietors not included)				SALESMEN ²		EXECUTIVES ²		ALL OTHER EMPLOYEES		TOTAL EMPLOYEES ON SPECIFIED DATES			
			Number of employees			Salaries and wages	Number	Salaries	Number	Salaries	Number	Salaries	April 15	July 15	Oct. 15	Dec. 15
			Total	Male	Female											
Total.....	96	32	679	630	49	\$877,473	77	\$145,478	19	\$81,648	593	\$650,447	480	486	474	481
Automotive.....	4	3	33	27	6	56,350	3	6,300			30	50,050	30	33	33	30
Farm products (not elsewhere specified).....	6	4	16	16		28,854	1	2,000	1	2,850	14	24,004	16	16	16	16
Grain.....	3	3	9	9		15,335					9	15,335	9	9	9	8
Hides, skins, and furs.....	3	1	7	7		13,519	1	2,000	1	2,850	5	8,669	7	7	7	8
Food products (not elsewhere specified).....	12	4	61	58	3	95,226	3	5,850	3	9,480	55	79,896	47	51	45	60
Dairy products.....	1		(x)	(x)		(x)					(x)	(x)				(x)
Fruits and vegetables (fresh).....	8	4	37	35	2	65,515			3	9,480	34	56,035	32	35	30	36
Meats and meat products.....	1		(x)	(x)	(x)	(x)	(x)	(x)			(x)	(x)	(x)	(x)	(x)	(x)
Poultry and poultry products.....	2		(x)	(x)		(x)					(x)	(x)	(x)	(x)	(x)	(x)
Groceries and food specialties.....	7	2	35	31	4	61,956	8	15,064	2	9,600	25	37,292	35	29	30	35
Groceries (general line).....	4		33	29	4	59,990	7	13,149	2	9,600	24	37,276	33	27	28	33
Food and grocery specialties.....	3	2	2	2		1,966	1	1,950			1	16	2	2	2	2
Iron and steel scrap and other waste materials.....	6	6	3	3		2,997					3	2,997	4	4	4	4
Lumber and building materials (other than metal).....	3	4	16	14	2	35,948	3	8,856	1	5,280	12	21,812	11	16	15	13
Machinery, equipment, and supplies (except electrical).....	6	2	14	13	1	30,676	3	4,161			11	26,515	14	14	15	13
Petroleum and petroleum products.....	39	3	413	390	23	360,888	44	73,363	1	4,472	368	313,053	222	233	225	230
Tobacco and tobacco products (except leaf).....	3	2	15	15		32,051	5	13,229	1	3,000	9	15,822	15	16	19	16
All other ³	10	2	73	63	10	142,518	7	16,655	10	46,866	56	78,997	72	74	75	74

¹ Establishments in most cases reported average number of employees on pay roll during year 1929, thus figures may not agree with total on specified dates.
² Employees not classified on automobile schedules or for establishments in towns and cities under 10,000 population, but are included in total.
³ Includes also 1 establishment in Amusement and sporting goods, 1 in Electrical, 1 in Farm supplies (except machinery and equipment), 1 in General merchandise, 1 in Hardware, 1 in Jewelry and optical goods, and 1 in Plumbing and heating equipment and supplies, and 3 unclassified.

TABLE 11.—CLASSIFICATION OF WHOLESALE MERCHANTS¹ ACCORDING TO NET SALES, BY KIND OF BUSINESS

[Table 11 consolidated in this State into fewer sales volume group classifications in order to prevent disclosure of individual operations]

[An (x) indicates that the amount must be withheld to avoid disclosure of individual operations, but it is included in the totals]

VOLUME ANALYSIS

[Net sales and expenses expressed in thousands of dollars]

NET SALES GROUPS	Number of establishments	Net sales	Total expenses	NET SALES GROUPS	Number of establishments	Net sales	Total expenses
Total.....	47	\$7,535	\$818	\$200,000 to \$299,999.....	5	\$1,151	\$141
Under \$25,000.....	11	117	35	\$300,000 to \$399,999.....	3	979	133
\$25,000 to \$49,999.....	8	290	80	\$400,000 to \$499,999.....	1	430	37
\$50,000 to \$99,999.....	7	480	54	\$500,000 to \$1,000,000.....	5	3,000	200
\$100,000 to \$199,999.....	7	1,088	132	Over \$1,000,000.....			

KIND OF BUSINESS (Establishments classified by major lines of merchandise)	TOTAL			UNDER \$100,000			\$100,000 TO \$500,000			OVER \$500,000		
	Number of establishments	Net sales	Total expenses	Number of establishments	Net sales	Total expenses	Number of establishments	Net sales	Total expenses	Number of establishments	Net sales	Total expenses
Total.....	47	\$7,535	\$818	26	\$887	\$175	16	\$3,648	\$443	5	\$3,000	\$200
Automotive.....	4	619	100	1	(x)	(x)	3	582	96			
Farm products (not elsewhere specified).....	4	524	50	2	129	14	2	395	36			
Food products (not elsewhere specified).....	7	1,222	119	3	131	22	3	460	35	1	(x)	(x)
Groceries and food specialties.....	4	1,808	117				2	(x)	(x)	2	(x)	(x)
Iron and steel scrap and other waste materials.....	6	53	10	6	53	10						
Lumber and building materials (other than metal).....	3	540	57	2	(x)	(x)	1	(x)	(x)			
Machinery, equipment, and supplies (except electrical).....	5	181	45	5	181	45						
Tobacco and tobacco products (except leaf).....	3	1,297	70				1	(x)	(x)	2	(x)	(x)
All other ²	11	1,291	244	7	246	60	4	1,045	184			

¹ For the purpose of this tabulation the term wholesale merchants is used to cover importers, supply and machinery distributors, and wholesale merchants (including jobbers and semijobbers). It is not synonymous with "Wholesalers only."

² Includes 1 establishment in Amusement and sporting goods, 1 in Electrical, 1 in Farm supplies (except machinery and equipment), 1 in General merchandise, 1 in Hardware, 1 in Jewelry and optical goods, 2 in Petroleum and petroleum products, and 1 in Plumbing and heating equipment and supplies, and 2 unclassified.

TABLE 12.—NUMBER OF WHOLESALE ESTABLISHMENTS, BY KIND OF BUSINESS FOR CITIES HAVING 20,000 POPULATION AND OVER

NOTE.—Table 12 omitted as there are no cities in the State with a population of over 20,000.

TABLE 13.—COMMODITY SALES, BY KIND OF BUSINESS AND TYPE OF ESTABLISHMENT¹

COMMODITY COVERAGE

[An (x) indicates that the amount must be withheld to avoid disclosure of individual operations, but it is included in the totals]

[Net sales and volume of commodity coverage expressed in thousands of dollars]

KIND OF BUSINESS (Establishments classified by major lines of merchandise)	Net sales	Volume of commodity coverage ²	Per cent of commodity coverage	KIND OF BUSINESS (Establishments classified by major lines of merchandise)	Net sales	Volume of commodity coverage ²	Per cent of commodity coverage
Total.....	\$13,719	\$11,493	83.8	Hardware.....	(x)	(x)	-----
Amusement and sporting goods.....	(x)	(x)	-----	Iron and steel scrap and other waste materials.....	\$53	\$24	45.3
Automotive.....	619	612	98.9	Jewelry and optical goods.....	(x)	(x)	-----
Electrical.....	(x)	(x)	-----	Lumber and building materials (other than metal).....	540	483	89.4
Farm products (not elsewhere specified).....	654	223	34.1	Machinery, equipment, and supplies (except electrical).....	181	99	55.0
Farm supplies (except machinery and equipment).....	(x)	(x)	-----	Petroleum and petroleum products.....	5,288	5,120	96.8
Food products (not elsewhere specified).....	1,789	1,366	76.3	Plumbing and heating equipment and supplies.....	(x)	(x)	-----
General merchandise.....	(x)	(x)	-----	Tobacco and tobacco products (except leaf).....	1,297	1,067	82.2
Groceries and food specialties.....	1,870	1,653	88.7	All other.....	310	267	86.1

¹ The first part of this table indicates the extent of commodity coverage, i. e., the amount and percentage of the total net sales that have been broken down by commodities. This information is presented for each of the 24 principal kind-of-business classifications. In the second part of the table the commodities are arranged alphabetically. Under each commodity the sales of that commodity are shown by trades and by types of distributors operating within each trade. For explanation of commodities included in each classification see complete text, p. 7.

² The breakdown of sales by commodities was in some cases reported on the basis of gross sales rather than net sales. For this reason, the commodity sales may in some instances exceed the total net sales by the amount of returned goods and allowances of those returns in which gross sales were used as a basis for reporting the sales by commodities.

CENSUS OF DISTRIBUTION

TABLE 13.—COMMODITY SALES, BY KIND OF BUSINESS AND TYPE OF ESTABLISHMENT—Continued

COMMODITY BY KIND OF BUSINESS AND TYPE OF ESTABLISHMENT		Net sales	COMMODITY BY KIND OF BUSINESS AND TYPE OF ESTABLISHMENT		Net sales	COMMODITY BY KIND OF BUSINESS AND TYPE OF ESTABLISHMENT		Net sales
Total net sales.....		\$13,719	Electrical appliances, equipment, and supplies (0.4 per cent of reported commodity sales).....		\$45	Meats and meat products, fresh and cured (3.1 per cent of reported commodity sales).....		\$357
Sales not reported by commodities.....		2,226	Hardware trade:			Food products (not elsewhere specified) trade:		
Reported commodity sales (100%).....		11,493	Wholesale merchants.....		45	Manufacturers' sales branches.....		357
Automobiles, trucks, and tractors, new and used (0.9 per cent of reported commodity sales).....		103	Food products not classified elsewhere (1.4 per cent of reported commodity sales).....		103	Office and store machines and equipment (0.7 per cent of reported commodity sales).....		85
Automotive trade:			Grocery and food specialties trade:			Machinery, equipment, and supplies (except electrical) trade:		
Wholesale merchants.....		103	Wholesale merchants.....		103	Wholesale merchants.....		85
Automotive equipment, parts, and accessories (6.3 per cent of reported commodity sales).....		726	Fruits and vegetables, fresh and dried (7.5 per cent of reported commodity sales).....		865	Optical goods (0.1 per cent of reported commodity sales).....		14
Automotive trade:			Food products (not elsewhere specified) trade:			Jewelry and optical goods trade:		
Wholesale merchants.....		475	Wholesale merchants.....		865	Wholesale merchants.....		14
All other trades:			Glass, sheet (0.5 per cent of reported commodity sales).....		54	Paints, varnishes, and lacquers (0.2 per cent of reported commodity sales).....		25
Manufacturers' sales branches.....		250	Lumber and building materials (other than metal) trade:			Hardware trade:		
Wholesale merchants.....		1	Wholesale merchants.....		54	Wholesale merchants.....		6
Bakery products (cakes, biscuits, crackers, etc.) (0.3 per cent of reported commodity sales).....		33	Groceries (except canned goods) (8.7 per cent of reported commodity sales).....		999	Lumber and building materials (other than metal) trade:		
Grocery and food specialties trade:			Food products (not elsewhere specified) trade:			Wholesale merchants.....		10
Wagon distributors.....		23	Manufacturers' sales branches.....		49	Paper (wrapping, book, wall paper, etc.) (less than 0.1 per cent of reported commodity sales).....		3
Wholesale merchants.....		10	Wholesale merchants.....		11	Hardware trade:		
Books, magazines, and newspapers (0.1 per cent of reported commodity sales).....		14	Grocery and food specialties trade:			Wholesale merchants.....		3
All trades:			Manufacturers' sales branches.....		81	Paper products (0.1 per cent of reported commodity sales).....		14
Wholesale merchants.....		14	Wholesale merchants.....		908	Lumber and building materials (other than metal) trade:		
Brick, tile, and terra cotta (0.1 per cent of reported commodity sales).....		14	Hardware (1 per cent of reported commodity sales).....		111	Wholesale merchants.....		14
Lumber and building materials (other than metal) trade:			Hardware trade:			Petroleum and petroleum products (44.7 per cent of reported commodity sales).....		5,130
Wholesale merchants.....		14	Wholesale merchants.....		78	Automotive trade:		
Building materials not classified elsewhere (0.8 per cent of reported commodity sales).....		88	Lumber and building materials (other than metal) trade:			Wholesale merchants.....		14
Hardware trade:			Wholesale merchants.....		83	Lumber and building materials (other than metal) trade:		
Wholesale merchants.....		6	Hides, skins, and raw furs (1.8 per cent of reported commodity sales).....		203	Wholesale merchants.....		3
Lumber and building materials (other than metal) trade:			Farm products (not elsewhere specified) trade:			Petroleum and petroleum products trade:		
Wholesale merchants.....		82	Wholesale merchants.....		203	Bulk tank stations.....		4,400
Canned goods (food products) (2.6 per cent of reported commodity sales).....		303	House furnishings and supplies (0.2 per cent of reported commodity sales).....		25	Manufacturers' agents.....		660
Food products (not elsewhere specified) trade:			Grocery and food specialties trade:			Plumbing and heating equipment and supplies (1.2 per cent of reported commodity sales).....		138
Manufacturers' sales branches.....		9	Wholesale merchants.....		8	Hardware trade:		
Grocery and food specialties trade:			Lumber and building materials (other than metal) trade:			Wholesale merchants.....		75
Wholesale merchants.....		204	Wholesale merchants.....		7	Plumbing and heating equipment and supplies trade:		
Cement, lime, and plaster (1.2 per cent of reported commodity sales).....		141	Lumber and building materials (other than metal) trade:			Wholesale merchants.....		63
Hardware trade:			Wholesale merchants.....		10	Radio sets, parts, and accessories (0.5 per cent of reported commodity sales).....		63
Wholesale merchants.....		12	Iron and steel and products (except as classified) (1.7 per cent of reported commodity sales).....		193	Automotive trade:		
Lumber and building materials (other than metal) trade:			Hardware trade:			Wholesale merchants.....		20
Wholesale merchants.....		129	Wholesale merchants.....		67	Electrical trade:		
Chemicals, industrial and heavy (less than 0.1 per cent of reported commodity sales).....		2	Junk and scrap (0.4 per cent of reported commodity sales).....		44	Wholesale merchants.....		43
Lumber and building materials (other than metal) trade:			Farm products (not elsewhere specified) trade:			Soaps and toilet preparations (0.7 per cent of reported commodity sales).....		86
Wholesale merchants.....		2	Wholesale merchants.....		20	Food products (not elsewhere specified) trade:		
Chemicals, refined, and/or related products (0.1 per cent of reported commodity sales).....		8	Iron and steel scrap and other waste materials trade:			Manufacturers' sales branches.....		10
Lumber and building materials (other than metal) trade:			Wholesale merchants.....		24	Grocery and food specialties trade:		
Wholesale merchants.....		7	Lead pigs, bars, sheets, and pipe (less than 0.1 per cent of reported commodity sales).....		2	Wholesale merchants.....		75
Petroleum and petroleum products trade:			Hardware trade:			Toys and games (0.1 per cent of reported commodity sales).....		9
Manufacturers' agents.....		1	Wholesale merchants.....		2	Amusement and sporting goods trade:		
Cigars, cigarettes, and tobacco (except leaf) (8 per cent of reported commodity sales).....		913	Machinery, equipment, and supplies (industrial) (0.7 per cent of reported commodity sales).....		78	Wholesale merchants.....		9
Grocery and food specialties trade:			Hardware trade:			Wood products (less than 0.1 per cent of reported commodity sales).....		2
Wholesale merchants.....		35	Wholesale merchants.....		20	Lumber and building materials (other than metal) trade:		
Tobacco and tobacco products (except leaf) trade:			Lumber and building materials (other than metal) trade:			Wholesale merchants.....		2
Wholesale merchants.....		873	Wholesale merchants.....		2	Miscellaneous commodities (0.9 per cent of reported commodity sales).....		101
Coal and coke (less than 0.1 per cent of reported commodity sales).....		4	Junk and scrap (0.4 per cent of reported commodity sales).....		44	Lumber and building materials (other than metal) trade:		
Lumber and building materials (other than metal) trade:			Farm products (not elsewhere specified) trade:			Wholesale merchants.....		18
Wholesale merchants.....		4	Wholesale merchants.....		20	Plumbing and heating equipment and supplies trade:		
Confectionery and soft drinks (1.5 per cent of reported commodity sales).....		155	Iron and steel scrap and other waste materials trade:			Wholesale merchants.....		34
Amusement and sporting goods trade:			Wholesale merchants.....		24	Tobacco and tobacco products (except leaf) trade:		
Wholesale merchants.....		7	Lumber and building materials (other than metal) trade:			Wholesale merchants.....		40
Grocery and food specialties trade:			Wholesale merchants.....		6	Machinery, equipment, and supplies (farm and garden) (0.1 per cent of reported commodity sales).....		7
Wholesale merchants.....		8	Machinery, equipment, and supplies (except electrical) trade:			Hardware trade:		
Tobacco and tobacco products (except leaf) trade:			Wholesale merchants.....		14	Wholesale merchants.....		7
Wholesale merchants.....		140	Plumbing and heating equipment and supplies trade:			All other trades:		
Dairy products and eggs (1.5 per cent of reported commodity sales).....		163	Wholesale merchants.....		85	Manufacturers' sales branches.....		3
Food products (not elsewhere specified) trade:			All other trades:			Machinery, equipment, and supplies (farm and garden) (0.1 per cent of reported commodity sales).....		7
Manufacturers' sales branches.....		65	Manufacturers' sales branches.....		3	Hardware trade:		
Grocery and food specialties trade:			Wholesale merchants.....		7	Wholesale merchants.....		7
Wholesale merchants.....		103	Machinery, equipment, and supplies (farm and garden) (0.1 per cent of reported commodity sales).....		7			

NEW HAMPSHIRE

CONTENTS

	Page
Map.....	918
Table 1.—Summary of wholesale trade, by principal classifications.....	919
Table 2.—Wholesalers only, by kind of business.....	919
Table 3.—Wholesale trade, by kind of business.....	920
Table 4.—Wholesale trade, by type of establishment.....	922
Table 5.—Number of establishments, by type and kind of business.....	923
Tables 6, 7.—Net sales and total expenses, by type of establishment and kind of business.....	924
Table 8.—Summary of wholesale trade, by character of organization.....	924
Table 9.—Wholesale trade, by the number of marketing units and kind of business.....	925
Table 10.—Employees engaged in wholesale trade, by kind of business.....	926
Table 11.—Classification of wholesale merchants according to net sales, by kind of business.....	927
Table 12.—Number of wholesale establishments, by kind of business, for cities having 20,000 population and over.....	927
Table 13.—Commodity sales, by kind of business and type of establishment.....	928

WHOLESALE CENTERS IN NEW HAMPSHIRE

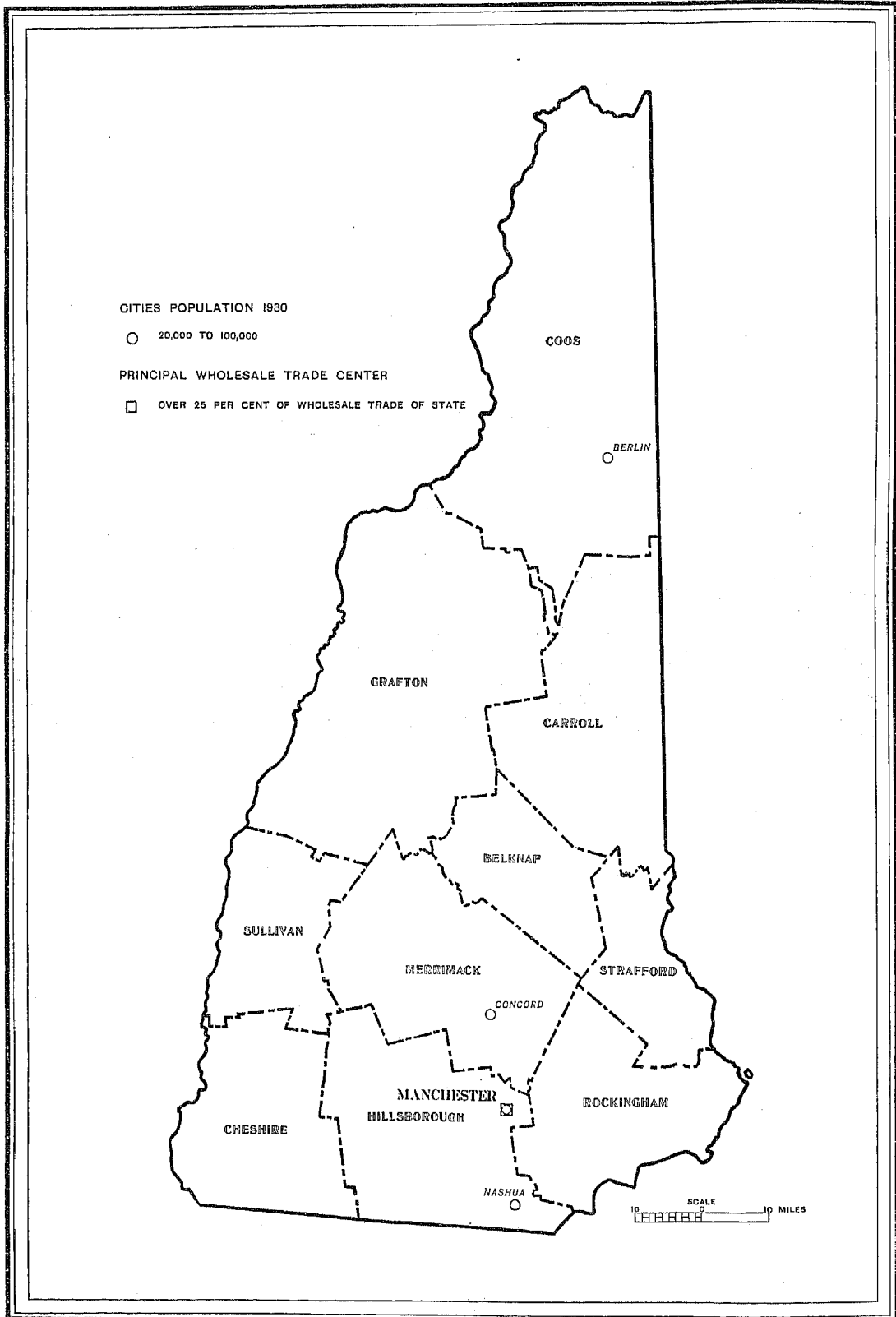


TABLE 1.—SUMMARY OF WHOLESALE TRADE, BY PRINCIPAL CLASSIFICATIONS

[An (x) indicates that the amount must be withheld to avoid disclosure of individual operations, but it is included in the totals]

KIND OF BUSINESS (Establishments classified by major lines of merchandise)	Number of establishments	NUMBER OF EMPLOYEES (proprietors not included)			SALARIES AND WAGES	TOTAL EXPENSES (including salaries and wages)	STOCKS ON HAND, END OF YEAR (at cost)	NET SALES	
		Total	Male	Female				Amount	Per cent of total
The State.....	326	2,456	2,108	288	\$3,691,613	\$9,162,803	\$6,230,600	\$61,413,714	100.00
Amusement and sporting goods.....	1	(x)	(x)	(x)	(x)	(x)	(x)	(x)	(x)
Automotive.....	7	40	36	4	66,058	134,870	110,019	814,431	1.33
Chemicals, drugs, and allied products.....	4	38	20	18	70,179	103,301	206,342	702,370	1.14
Dry goods and apparel.....	7	100	83	17	277,066	591,626	271,218	7,526,936	12.26
Electrical.....	4	86	77	9	76,611	118,937	105,802	720,149	1.17
Farm products (not elsewhere specified).....	12	35	34	1	44,667	119,350	19,087	356,240	.58
Farm supplies (except machinery and equipment).....	3	32	20	3	38,203	92,959	140,617	1,511,097	2.46
Food products (not elsewhere specified).....	80	697	632	65	871,702	1,936,383	528,033	18,305,085	29.81
Forest products (except lumber).....	2	(x)	(x)	(x)	(x)	(x)	(x)	(x)	(x)
Groceries and food specialties.....	47	382	319	63	600,765	1,310,000	1,817,860	10,831,877	17.64
Hardware.....	2	(x)	(x)	(x)	(x)	(x)	(x)	(x)	(x)
Iron and steel scrap and other waste materials.....	32	58	55	3	61,308	129,023	60,714	438,924	.71
Jewelry and optical goods.....	2	(x)	(x)	(x)	(x)	(x)	(x)	(x)	(x)
Leather and leather goods (except gloves and shoes).....	2	(x)	(x)	(x)	(x)	(x)	(x)	(x)	(x)
Lumber and building materials (other than metal).....	11	126	118	8	219,142	669,707	143,946	1,749,322	2.85
Machinery, equipment, and supplies (except electrical).....	11	160	130	21	254,127	421,887	552,339	1,725,693	2.81
Metals and minerals (except petroleum and scrap).....	2	(x)	(x)	(x)	(x)	(x)	(x)	(x)	(x)
Paper and paper products.....	3	9	7	2	14,836	35,639	31,196	302,673	.49
Petroleum and petroleum products.....	70	372	347	25	653,750	1,066,264	1,135,045	8,597,577	14.00
Plumbing and heating equipment and supplies.....	6	56	43	13	101,105	200,269	175,101	1,347,956	2.19
Tobacco and tobacco products (except leaf).....	12	81	58	23	80,236	161,775	143,206	2,620,745	4.27
All other.....	6	54	51	3	38,180	74,234	31,029	289,089	.47

TABLE 2.—WHOLESALESAERS ONLY, BY KIND OF BUSINESS

[An (x) indicates that the amount must be withheld to avoid disclosure of individual operations, but it is included in the totals]

KIND OF BUSINESS (Establishments classified by major lines of merchandise)	Number of establishments	NUMBER OF EMPLOYEES (proprietors not included)			SALARIES AND WAGES	TOTAL EXPENSES (including salaries and wages)	STOCKS ON HAND, END OF YEAR (at cost)	NET SALES		CREDIT SALES ¹ (see text p. 50)		SALES TO ULTIMATE CONSUMERS (at retail)	SALES TO INDUSTRIAL CONSUMERS
		Total	Male	Female				Amount	Per cent of total	Amount	Per cent of net sales		
The State.....	199	1,600	1,309	291	\$2,156,771	\$4,637,696	\$4,205,714	\$30,968,637	100.00	\$20,188,503	65.19	\$647,876	\$1,466,067
Types of wholesalers:													
Service wholesalers.....	194	1,463	1,240	214	1,942,115	4,260,261	3,711,240	29,430,356	95.03	18,728,413	63.64	647,376	1,466,067
Wholesale merchants.....	104	1,463	1,249	214	1,942,115	4,260,261	3,711,240	29,430,356	95.03	18,728,413	63.64	647,376	1,466,067
Limited-function wholesalers.....	2	(x)	(x)	(x)	(x)	(x)	(x)	(x)	(x)	(x)	(x)	(x)	(x)
Supply and machinery distributors.....	3	136	110	17	212,574	361,461	490,465	1,474,490	4.76	1,460,090	99.02	500	(x)
Amusement and sporting goods.....	1	(x)	(x)	(x)	(x)	(x)	(x)	(x)	(x)	(x)	(x)	(x)	(x)
Automotive.....	6	40	36	4	66,058	133,653	107,307	806,381	2.60	73,830	9.16	243,026	1,000
Chemicals, drugs, and allied products.....	4	38	20	18	70,179	103,301	206,342	702,370	2.27	327,336	40.60	180	(x)
Dry goods and apparel.....	3	29	22	7	38,370	65,614	85,770	441,411	1.43	378,967	85.85	450	(x)
Electrical.....	4	86	77	9	76,611	118,937	105,302	720,149	2.33	632,562	87.84	37,677	50,000
Farm products (not elsewhere specified).....	4	23	22	1	33,967	94,925	6,187	250,314	.81	33,594	13.42	10,000	(x)
Farm supplies (except machinery and equipment).....	2	(x)	(x)	(x)	(x)	(x)	(x)	(x)	(x)	(x)	(x)	(x)	(x)
Food products (not elsewhere specified).....	52	377	327	50	371,435	951,862	230,960	7,013,278	22.65	4,193,590	59.87	50,706	(x)
Confectionery and soft drinks.....	13	(x)	(x)	(x)	(x)	(x)	(x)	(x)	(x)	(x)	(x)	(x)	(x)
Dairy products.....	9	148	142	6	74,092	190,393	11,430	987,489	3.19	57,350	5.81	1,000	(x)
Poultry and poultry products.....	1	(x)	(x)	(x)	(x)	(x)	(x)	(x)	(x)	(x)	(x)	(x)	(x)
Fish and sea foods (fresh and cured).....	1	(x)	(x)	(x)	(x)	(x)	(x)	(x)	(x)	(x)	(x)	(x)	(x)
Fruits and vegetables (fresh).....	22	109	99	10	140,344	446,443	73,343	2,891,720	9.34	2,066,863	71.48	52,688	(x)
Fruits.....	2	(x)	(x)	(x)	(x)	(x)	(x)	(x)	(x)	(x)	(x)	(x)	(x)
Fruits and vegetables (general line).....	17	85	76	9	118,234	375,147	61,861	2,545,061	(x)	1,963,591	(x)	27,548	(x)
Vegetables.....	3	(x)	(x)	(x)	(x)	(x)	(x)	(x)	(x)	(x)	(x)	(x)	(x)
Meats and meat products.....	6	43	38	5	66,180	142,408	56,356	1,884,084	6.08	1,099,634	90.21	2,418	(x)
Forest products (except lumber).....	2	(x)	(x)	(x)	(x)	(x)	(x)	(x)	(x)	(x)	(x)	(x)	(x)
Groceries and food specialties.....	29	312	251	61	481,955	922,507	1,774,384	9,212,952	29.75	6,394,074	69.41	75,713	(x)
Groceries (general line).....	22	253	204	49	406,563	815,322	1,714,864	8,625,639	27.86	6,288,413	72.90	5,245	(x)
Food and grocery specialties.....	7	59	47	12	75,392	107,185	59,520	587,413	1.90	106,561	18.14	70,468	(x)
Hardware (general line).....	2	(x)	(x)	(x)	(x)	(x)	(x)	(x)	(x)	(x)	(x)	(x)	(x)
Iron and steel scrap and other waste materials.....	32	58	55	3	61,308	129,023	60,714	438,924	1.42	159,225	36.28	2,145	171,906
Iron and steel scrap.....	3	3	3	(x)	650	6,180	900	20,250	.67	1,500	7.41	(x)	(x)
Junk and scrap.....	27	48	45	3	52,756	111,919	59,074	392,473	1.27	187,725	40.10	2,145	171,906
Waste rubber, rags, and paper.....	2	(x)	(x)	(x)	(x)	(x)	(x)	(x)	(x)	(x)	(x)	(x)	(x)

¹ Credit sales are not completely comparable to net sales in some kinds of business classifications since certain establishments did not answer this inquiry, and, also, what constituted credit sales for census purposes was in some few instances interpreted differently by reporting companies.

CENSUS OF DISTRIBUTION

TABLE 2.—WHOLESALE ONLY, BY KIND OF BUSINESS—Continued

[An (x) indicates that the amount must be withheld to avoid disclosure of individual operations, but it is included in the totals]

KIND OF BUSINESS (Establishments classified by major lines of merchandise)	Number of establishments	NUMBER OF EMPLOYEES (proprietors not included)			SALARIES AND WAGES	TOTAL EXPENSES (including salaries and wages)	STOCK ON HAND, END OF YEAR (at cost)	NET SALES		CREDIT SALES (see text p. 50)		SALES TO ULTIMATE CONSUMERS (at retail)	SALES TO INDUSTRIAL CONSUMERS
		Total	Male	Female				Amount	Per cent of total	Amount	Per cent of net sales		
Jewelry and optical goods.....	1	(x)	(x)	-----	(x)	(x)	(x)	(x)	(x)	(x)	(x)	-----	-----
Leather and leather goods (except gloves and shoes).....	2	(x)	(x)	-----	(x)	(x)	(x)	(x)	(x)	(x)	(x)	-----	-----
Lumber and building materials (other than metal).....	11	126	118	8	\$219,142	\$609,707	\$143,946	\$1,740,322	5.65	\$789,802	45.15	-----	\$1,005,490
Construction and building materials (other than metal and wood).....	4	53	51	2	138,953	368,073	15,940	442,846	1.43	84,842	7.37	-----	-----
Lumber and millwork.....	7	73	67	6	80,180	301,634	128,000	1,306,476	4.22	755,020	57.70	-----	1,005,490
Machinery, equipment, and supplies (except electrical).....	7	148	128	20	244,568	404,468	524,120	1,628,655	5.26	1,564,871	96.08	\$500	-----
Commercial equipment and supplies.....	1	(x)	(x)	-----	(x)	(x)	(x)	(x)	(x)	(x)	(x)	-----	-----
Manufacturing, mining, and drilling machinery, equipment, and supplies.....	3	136	119	17	212,574	361,461	490,465	1,474,400	4.76	1,460,000	99.02	500	-----
Professional equipment and supplies.....	2	(x)	(x)	(x)	-----	-----	-----	(x)	(x)	(x)	(x)	-----	-----
Service equipment and supplies.....	1	-----	-----	-----	-----	-----	-----	(x)	(x)	(x)	(x)	-----	-----
Metals and minerals (except petroleum and scrap).....	2	(x)	(x)	(x)	(x)	(x)	-----	(x)	(x)	(x)	(x)	-----	(x)
Paper and paper products.....	2	(x)	(x)	(x)	(x)	(x)	(x)	(x)	(x)	(x)	(x)	-----	-----
Petroleum and petroleum products.....	13	35	33	2	48,960	191,970	37,814	1,024,580	3.31	443,507	43.30	28,305	8,000
Gasoline and oil.....	9	24	22	2	33,059	110,136	25,326	675,789	2.18	281,700	41.68	28,305	8,000
Petroleum and petroleum products (general line).....	4	11	11	-----	15,901	81,834	12,488	348,797	1.13	161,807	46.42	-----	-----
Plumbing and heating equipment and supplies.....	5	54	41	13	96,945	188,785	168,951	1,200,902	4.20	1,053,371	81.03	15,000	18,862
Tobacco and tobacco products (except leaf).....	11	(x)	(x)	(x)	(x)	(x)	(x)	(x)	(x)	(x)	(x)	(x)	(x)
All other.....	4	50	47	3	33,326	64,881	31,029	205,689	.66	131,567	63.96	22,800	-----

TABLE 3.—WHOLESALE TRADE, BY KIND OF BUSINESS

[An (x) indicates that the amount must be withheld to avoid disclosure of individual operations, but it is included in the totals]

KIND OF BUSINESS (Establishments classified by major lines of merchandise)	Number of establishments	NUMBER OF EMPLOYEES (proprietors not included)			SALARIES AND WAGES	TOTAL EXPENSES (including salaries and wages)	STOCKS ON HAND, END OF YEAR (at cost)	NET SALES		CREDIT SALES	SALES TO ULTIMATE CONSUMERS (at retail)	SALES TO INDUSTRIAL CONSUMERS
		Total	Male	Female				Amount	Per cent of total			
THE STATE (pop. 465,293)												
Total.....	326	2,456	2,188	288	\$3,691,813	\$8,162,803	\$6,230,600	\$61,413,714	100.00	\$39,567,678	\$681,631	\$1,400,067
Wholesalers only.....	109	1,000	1,369	231	2,155,771	4,637,596	4,205,714	30,068,637	50.43	20,188,503	647,870	1,400,067
Assemblers and country buyers.....	13	19	19	-----	15,744	33,584	14,902	251,014	.41	143,184	-----	-----
All other types of wholesale establishments.....	114	837	780	57	1,520,298	3,491,623	2,009,924	30,194,063	49.16	19,235,991	233,755	-----
Amusement and sporting goods.....	1	(x)	(x)	(x)	(x)	(x)	(x)	(x)	(x)	(x)	(x)	-----
Automotive.....	7	40	36	4	60,058	184,870	110,019	814,431	1.33	77,864	244,676	1,000
Chemicals, drugs, and allied products.....	4	38	20	18	70,179	103,301	208,342	702,370	1.14	327,336	180	-----
Dry goods and apparel.....	7	100	83	17	277,006	551,626	271,218	7,526,936	12.26	0,828,214	450	-----
Electrical.....	4	86	77	9	70,011	118,937	105,302	720,149	1.17	632,562	37,577	50,000
Farm products (not elsewhere specified).....	12	35	34	1	44,667	119,350	19,087	356,246	.58	54,029	10,000	-----
Farm supplies, except machinery and equipment (feed).....	3	32	29	3	38,203	92,959	140,617	1,511,097	2.46	961,911	-----	302
Food products (not elsewhere specified).....	80	697	632	65	871,702	1,936,383	528,033	18,305,085	29.81	12,562,631	179,856	-----
Confectionery and soft drinks.....	14	75	46	29	82,333	156,848	84,160	1,000,774	1.63	363,887	600	-----
Confectionery.....	12	68	40	28	70,443	147,839	82,247	952,009	(x)	352,239	600	-----
Soft drinks.....	2	(x)	(x)	(x)	(x)	(x)	(x)	(x)	(x)	(x)	(x)	-----
Dairy products.....	15	(x)	(x)	(x)	(x)	(x)	(x)	(x)	(x)	(x)	(x)	-----
Cheese.....	1	(x)	(x)	(x)	(x)	(x)	(x)	(x)	(x)	(x)	(x)	-----
Dairy products (general line).....	3	(x)	(x)	(x)	(x)	(x)	(x)	(x)	(x)	(x)	(x)	-----
Ice cream.....	7	38	35	3	73,580	182,857	12,001	495,096	-----	89,876	-----	-----
Milk and cream.....	4	160	153	7	104,225	198,720	4,636	1,098,514	-----	102,959	1,000	-----
Poultry and poultry products.....	4	4	4	-----	2,456	7,857	817	74,078	.12	40,142	-----	-----
Fish and sea foods.....	1	(x)	(x)	(x)	(x)	(x)	(x)	(x)	(x)	(x)	(x)	-----
Fruits and vegetables (fresh).....	24	115	104	11	151,714	455,814	74,143	2,966,698	4.88	2,135,252	52,688	-----
Fruits.....	2	(x)	(x)	(x)	(x)	(x)	(x)	(x)	(x)	(x)	(x)	-----
Fruits and vegetables (general line).....	19	91	81	10	123,604	383,518	62,661	2,620,039	-----	2,031,080	27,548	-----
Vegetables.....	3	(x)	(x)	(x)	(x)	(x)	(x)	(x)	(x)	(x)	(x)	-----
Meats and meat products.....	22	232	222	10	387,790	771,692	340,611	11,724,156	19.09	9,369,749	2,418	-----
Meats (fresh).....	1	(x)	(x)	-----	(x)	(x)	(x)	(x)	(x)	(x)	(x)	-----
Meats and meat products (general line).....	1	(x)	(x)	(x)	(x)	(x)	(x)	(x)	(x)	(x)	(x)	-----
Meats and provisions.....	20	231	221	10	387,765	769,913	340,361	11,692,471	-----	9,363,704	(x)	-----

WHOLESALE DISTRIBUTION—NEW HAMPSHIRE: 1929

921

TABLE 3.—WHOLESALE TRADE, BY KIND OF BUSINESS—Continued

[An (x) indicates that the amount must be withheld to avoid disclosure of individual operations, but it is included in the totals]

KIND OF BUSINESS (Establishments classified by major lines of merchandise)	Number of establishments	NUMBER OF EMPLOYEES (proprietors not included)			SALARIES AND WAGES	TOTAL EXPENSES (including salaries and wages)	STOCKS ON HAND, END OF YEAR (at cost)	NET SALES		CREDIT SALES	SALES TO ULTIMATE CONSUMERS (at retail)	SALES TO INDUSTRIAL CONSUMERS
		Total	Male	Female				Amount	Per cent of total			
THE STATE—Continued												
Forest products (except lumber).....	2	(x)	(x)		(x)	(x)	(x)	(x)	(x)		(x)	(x)
Groceries and food specialties.....	47	382	319	63	\$600,765	\$1,310,000	\$1,817,800	\$10,831,577	17.64	\$6,874,562	\$75,713	
Groceries (general line).....	26	261	212	49	414,956	830,854	1,722,162	8,752,758	14.25	6,415,632	5,245	
Food and grocery specialties.....	21	121	107	14	185,809	479,146	95,638	2,078,819	3.39	458,930	70,468	
Hardware (general line).....	2	(x)	(x)	(x)	(x)	(x)	(x)	(x)	(x)	(x)	(x)	
Iron and steel scrap and other waste materials.....	32	58	55	3	61,308	120,023	60,714	438,924	.71	150,225	2,145	\$171,906
Iron and steel scrap.....	3	3	3		650	6,180	900	20,250	.03	1,500		
Junk and scrap.....	27	48	45	3	52,758	111,919	50,074	302,473	.64	157,725	2,145	171,906
Waste rubber, rags, and paper (paper, waste).....	2	(x)	(x)		(x)	(x)	(x)	(x)	(x)	(x)		
Jewelry and optical goods.....	2	(x)	(x)	(x)	(x)	(x)	(x)	(x)	(x)	(x)		
Leather and leather goods (except gloves and shoes).....	2	(x)	(x)		(x)	(x)	(x)	(x)	(x)	(x)		
Lumber and building materials (other than metal).....	11	126	118	8	210,142	669,707	143,040	1,749,322	2.85	739,862		1,005,490
Construction and building materials (other than metal and wood).....	4	53	51	2	138,953	368,073	15,040	442,846	.72	34,842		
Lumber and millwork (lumber).....	7	73	67	6	80,189	301,634	128,006	1,306,476	2.13	755,020		1,005,490
Machinery, equipment, and supplies (except electrical).....	11	160	139	21	254,127	421,887	552,339	1,725,593	2.81	1,017,410	500	
Metals and minerals, except petroleum and scrap.....	2	(x)	(x)	(x)	(x)	(x)	(x)	(x)	(x)	(x)		(x)
Paper and paper products.....	3	9	7	2	14,836	35,639	31,196	302,573	.49	113,717		
Petroleum and petroleum products.....	70	372	347	25	653,759	1,669,264	1,135,045	8,697,577	14.00	1,930,835	132,580	8,000
Gasoline and oil.....	17	74	63	11	101,243	326,009	95,137	1,608,874	2.62	892,338	132,580	8,000
Petroleum and petroleum products (general line).....	53	293	284	14	552,516	1,340,105	1,039,908	6,988,703	11.38	1,038,497		
Plumbing and heating equipment and supplies.....	6	56	43	13	101,105	200,269	175,101	1,347,956	2.19	1,000,126	10,080	18,862
Plumbing equipment and supplies.....	3	41	30	11	62,347	132,000	148,834	1,102,241	1.79	1,007,141	15,000	6,012
Heating equipment and supplies.....	3	15	13	2	38,758	68,179	26,267	245,715	.40	82,985	4,080	12,250
Tobacco and tobacco products (except leaf).....	12	81	58	23	80,236	161,775	143,206	2,620,745	4.27	1,042,824	24,150	24,790
All other.....	6	54	51	3	38,180	74,234	31,029	289,089	.47	214,967	22,800	
Books, periodicals, and newspapers (newspapers and magazines).....	3	38	37	1	12,469	18,413		148,800	.24	125,120	22,800	
Rubber goods (general line).....	1	(x)	(x)	(x)	(x)	(x)	(x)	(x)	(x)	(x)		
Miscellaneous kinds of business.....	2	(x)	(x)		(x)	(x)	(x)	(x)	(x)	(x)		

CITIES OF 50,000 TO 100,000 POPULATION

MANCHESTER (pop. 76,834).....	101	978	891	85	\$1,431,728	\$3,238,685	\$1,769,976	\$23,666,543	100.00	\$18,021,980	\$203,199	\$1,213,050
Dry goods and apparel.....	5	70	60	10	222,041	453,212	171,203	6,651,204	28.10	6,028,214	450	
Electrical.....	4	89	77	9	76,611	118,937	105,302	720,149	3.04	632,562	37,577	50,000
Food products (not elsewhere specified).....	24	336	314	22	377,237	705,477	206,106	5,786,629	24.45	4,073,135	28,418	
Groceries and food specialties.....	13	76	68	8	110,941	282,149	288,465	2,213,877	9.36	1,381,904		
Iron and steel scrap and other waste materials.....	7	23	20	3	21,210	51,016	9,659	184,376	0.80	67,000		101,560
Lumber and building materials (other than metal).....	7	103	99	4	172,751	670,162	128,486	1,472,406	6.22	507,938		982,990
Machinery, equipment, and supplies (except electrical).....	9	20	16	4	39,666	57,101	44,340	248,924	1.05	157,320	500	
Petroleum and petroleum products.....	9	83	74	9	136,312	342,034	178,771	1,604,129	6.78	526,300		
Tobacco and tobacco products (except leaf).....	4	9	8	1	15,107	28,324	32,187	1,026,440	4.34	925,189		
All other.....	19	170	155	15	259,862	533,093	605,457	3,757,819	15.88	3,061,332	136,224	78,500

CITIES OF 20,000 TO 50,000 POPULATION

BERLIN (pop. 20,018).....	7	49	44	5	\$76,951	\$166,863	\$192,598	\$2,269,944	100.00	\$1,876,020		
Groceries and food specialties.....	3	17	14	3	25,815	58,100	140,135	704,453	31.03	273,685		
All other.....	4	32	30	2	51,136	108,763	52,463	1,565,491	68.97	1,402,335		
CONCORD (pop. 25,228).....	30	393	319	74	602,072	1,133,058	1,538,288	8,870,105	100.00	6,864,805	\$130,524	\$107,127
Food products (not elsewhere specified).....	8	70	50	20	94,564	227,157	68,443	2,125,500	24.52	1,599,488		
Groceries and food specialties.....	3	36	30	6	61,452	106,400	303,167	1,047,784	12.08	1,013,234		
Iron and steel scrap and other waste materials.....	6	8	8		8,640	19,510	10,566	58,806	.68	1,500		
Petroleum and petroleum products.....	3	35	34	1	53,990	118,363	72,547	672,190	7.75	60,000		
All other.....	10	244	197	47	383,426	661,628	1,083,565	4,765,825	54.97	4,180,593	130,524	107,127
NASHUA (pop. 31,468).....	29	209	174	35	279,778	514,479	418,717	5,707,852	100.00	2,347,380	166,292	113,992
Food products (not elsewhere specified).....	9	45	40	5	78,308	136,731	64,504	2,825,871	49.51	726,365	1,548	
Groceries and food specialties.....	6	49	39	10	72,121	146,945	210,302	1,429,908	25.05	1,162,638	5,245	
Iron and steel scrap and other waste materials.....	4	13	13		15,955	26,707	18,357	97,141	1.70	77,271	2,145	70,340
Plumbing and heating equipment and supplies.....	3	20	17	3	48,959	85,912	49,090	432,645	7.53	275,623	4,680	18,862
Tobacco and tobacco products (except leaf).....	3	28	13	15	10,832	22,519	16,081	284,248	4.98	63,763	9,446	24,790
All other.....	4	54	52	2	53,603	95,665	52,383	638,039	11.18	41,720	143,228	

CENSUS OF DISTRIBUTION

TABLE 3.—WHOLESALE TRADE, BY KIND OF BUSINESS—Continued

[An (x) indicates that the amount must be withheld to avoid disclosure of individual operations, but it is included in the totals]

KIND OF BUSINESS (Establishments classified by major lines of merchandise)	Number of establishments	NUMBER OF EMPLOYEES (proprietors not included)			SALARIES AND WAGES	TOTAL EXPENSES (including salaries and wages)	STOCKS ON HAND, END OF YEAR (at cost)	NET SALES		CREDIT SALES	SALES TO ULTIMATE CONSUMERS (at retail)	SALES TO INDUSTRIAL CONSUMERS
		Total	Male	Female				Amount	Per cent of total			
CITIES AND TOWNS OF 5,000 TO 20,000 POPULATION												
Total.....	99	(x)	(x)	(x)	(x)	(x)	(x)	(x)	(x)	(x)	(x)	(x)
CLAREMONT TOWN (pop. 12,377).....	8	82	71	11	\$115,472	\$246,190	\$75,181	\$1,412,893		\$974,672		
DERRY TOWN (pop. 5,131).....	5	7	7		22,945	38,639	41,554	337,834		162,701		
DOVER (pop. 13,573).....	13	90	78	12	143,525	361,685	216,200	2,257,913		1,192,721		
FRANKLIN (pop. 6,576).....	5	16	13	3	36,003	87,013	70,051	478,359		27,032		
KEENE (pop. 13,794).....	20	157	135	22	230,147	561,221	572,896	4,594,802		2,944,085	\$161,949	\$9,000
LACONIA (pop. 12,371).....	10	49	43	6	74,412	176,079	182,164	1,445,067		703,058		
LEBANON TOWN (pop. 7,073).....	3	18	16	2	25,854	90,447	14,161	446,189		304,096		
PORTSMOUTH (pop. 14,495).....	24	172	155	17	235,581	517,249	473,475	3,365,572		2,024,209	206,392	392
ROCHESTER (pop. 10,269).....	3	21	19	2	27,654	56,727	35,404	582,300		387,726		22,500
SOMERSWORTH (pop. 5,680).....	2	(x)	(x)	(x)	(x)	(x)	(x)	(x)		(x)		

TABLE 4.—WHOLESALE TRADE, BY TYPE OF ESTABLISHMENT

[An (x) indicates that the amount must be withheld to avoid disclosure of individual operations, but it is included in the totals]

TYPE OF ESTABLISHMENT	Number of establishments	NUMBER OF EMPLOYEES (proprietors not included)			SALARIES AND WAGES	TOTAL EXPENSES (including salaries and wages)	STOCKS ON HAND, END OF YEAR (at cost)	NET SALES		CREDIT SALES (see text, p. 50)	SALES TO ULTIMATE CONSUMERS (at retail)	SALES TO INDUSTRIAL CONSUMERS	AVERAGE SALES PER ESTABLISHMENT
		Total	Male	Female				Amount	Per cent of net sales				
THE STATE													
Total.....	326	2,456	2,168	288	\$3,691,813	\$8,162,803	\$6,230,800	\$61,413,714	\$39,567,678	64.43	\$881,631	\$1,466,067	\$189,395
Wholesalers only.....	199	1,600	1,369	231	2,155,771	4,637,599	4,205,714	30,968,637	20,188,503	65.19	647,870	1,466,067	155,621
Service wholesalers ¹	194	1,403	1,240	214	1,942,115	4,209,261	3,711,240	29,430,350	18,728,413	63.64	647,370	1,466,067	151,702
Limited function wholesalers.....	2	(x)	(x)		(x)	(x)	(x)	(x)					
Supply and machinery distributors.....	3	136	119	17	212,574	361,461	490,465	1,474,400	1,460,090	99.02	500		401,496
Bulk tank station.....	57	337	314	23	604,799	1,474,294	1,097,231	7,572,991	1,537,238	20.30	104,275		132,859
Chain store warehouses ²	1	(x)	(x)		(x)	(x)	(x)	(x)					
Manufacturers' sales branches.....	47	451	422	29	848,691	1,871,267	771,035	20,895,291	16,124,592	77.17	123,160		444,580
Agents and brokers.....	9	31	29	2	41,920	82,077	51,383	812,028	742,266	91.41	6,330		90,225
Commission merchants.....	4	21	19	2	31,019	57,111	23,887	655,945	618,086	94.23	(x)		163,986
Manufacturers' agents.....	2	(x)	(x)		(x)	(x)	(x)	(x)					
Selling agents.....	3	8	8		6,741	12,865	18,034	99,079	83,400	83.42			33,326
Assemblers and country buyers.....	13	(x)	(x)		(x)	(x)	(x)	(x)	(x)				19,393

CITIES OF 50,000 TO 100,000 POPULATION

MANCHESTER.....	101	976	891	85	\$1,431,728	\$3,238,635	\$1,769,970	\$23,666,543	\$18,021,980	76.15	\$203,169	\$1,218,050	
Wholesalers only.....	73	681	621	60	825,825	1,908,806	1,371,641	11,928,888	8,451,477	70.85	203,169	1,218,050	
All other types.....	28	295	270	25	605,903	1,329,829	398,329	11,737,655	9,570,503	81.54			

CITIES OF 20,000 TO 50,000 POPULATION

BERLIN.....	7	49	44	5	\$76,951	\$166,863	\$192,598	\$2,269,944	\$1,676,020	73.84			
Wholesalers only.....	3	19	15	4	29,925	63,349	142,516	698,245	204,631	37.90			
All other types.....	4	30	29	1	47,026	103,514	50,082	1,571,699	1,471,389	89.80			
CONCORD.....	30	393	319	74	602,072	1,133,058	1,538,288	8,670,105	6,854,805	79.06	\$130,524	\$107,127	
Wholesalers only.....	20	302	236	66	466,496	819,493	1,065,619	4,564,143	3,656,827	80.10	130,524	107,127	
All other types.....	10	91	83	8	135,576	313,565	472,669	4,105,962	3,198,978	77.91			
NASHUA.....	29	209	174	35	279,778	514,479	416,717	5,707,852	2,347,380	41.13	166,292	113,998	
Wholesalers only.....	22	168	135	33	201,430	372,066	333,259	3,390,214	2,203,375	67.65	161,012	113,998	
All other types.....	7	41	39	2	78,348	142,413	83,458	2,317,638	54,005	2.33	4,680		

¹ Consists of 194 wholesale merchants.

² The total expenses for chain-store warehouses include the cost of superintendence and supervision of the retail stores, since practically all chain-store systems have so reported to the bureau.

TABLE 5.—NUMBER OF ESTABLISHMENTS, BY TYPE AND KIND OF BUSINESS

KIND OF BUSINESS (Establishments classified by major lines of merchandise)	Number of establishments	Wholesale merchants, including jobbers ¹	All other types ²	KIND OF BUSINESS (Establishments classified by major lines of merchandise)	Number of establishments	Wholesale merchants, including jobbers ¹	All other types ²
The State	328	197	129	Groceries and food specialties.....	47	29	18
Amusement and sporting goods.....	1	1		Groceries (general line).....	28	22	4
Automotive.....	7	6	1	Food and grocery specialties.....	21	7	14
Automobiles and other motor vehicles.....	2	2		Hardware (general line).....	2	2	
Automotive equipment.....	4	4		Iron and steel scrap and other waste materials.....	32	32	
Automobile parts (new and used).....	1		1	Iron and steel scrap.....	3	3	
Chemicals, drugs, and allied products.....	4	4		Junk and scrap.....	27	27	
Drugs and drug sundries (general line).....	2	2		Waste rubber, rags, and paper.....	2	2	
Drugs and drug sundries (specialty).....	1	1		Jewelry and optical goods.....	2	1	1
Paints, varnishes, lacquers, and enamels.....	1	1		Jewelry.....	1		1
Dry goods and apparel.....	7	3	4	Optical goods.....	1	1	
Clothing and furnishings (other than millinery and footwear).....	2	1	1	Leather and leather goods (except gloves and shoes).....	2	2	
Dry goods (specialty, other than specified).....	1	1		Leather and leather belting.....	1	1	
Shoes and other footwear.....	4	1	3	Shoe findings and cut stock.....	1	1	
Electrical.....	4	4		Lumber and building materials (other than metal).....	11	11	
Electrical goods (including appliances).....	2	2		Construction and building materials (other than metal and wood).....	4	4	
Radios and radio equipment.....	2	2		Lumber and millwork.....	7	7	
Farm products (not elsewhere specified).....	12	4	8	Machinery, equipment, and supplies (except electrical).....	11	7	4
Flowers and nursery stock.....	1	1		Commercial equipment and supplies.....	2	1	1
Grain.....	1	1		Construction equipment and supplies.....	1		1
Hides, skins, and furs.....	1		1	Manufacturing, mining, and drilling machinery, equipment, and supplies.....	4	3	1
Horses and mules.....	1	1		Professional equipment and supplies.....	2	2	
Livestock (other than horses and mules).....	7		7	Service equipment and supplies.....	2	1	1
Other farm products.....	1	1		Metals and minerals (except petroleum and scrap).....	2	2	
Farm supplies (except machinery and equipment).....	3	2	1	Paper and paper products.....	3	2	1
Food products (not elsewhere specified).....	80	50	30	Petroleum and petroleum products.....	70	13	57
Confectionery and soft drinks.....	14	12	2	Plumbing and heating equipment and supplies.....	6	5	1
Dairy products.....	15	8	7	Plumbing equipment and supplies.....	3	3	
Poultry and poultry products.....	4	1	3	Heating equipment and supplies.....	3	2	1
Fish and sea foods.....	1	1		Tobacco and tobacco products (except leaf).....	12	11	1
Fruits and vegetables (fresh).....	24	22	2	All other.....	6	4	2
Meats and meat products.....	22	6	16	Books, periodicals, and newspapers.....	3	1	2
Forest products (except lumber).....	2	2		Rubber goods (general line).....	1	1	
Boxes, shooks, and cooperage.....	1	1		Miscellaneous kinds of business.....	2	2	
Other forest products.....	1	1					

¹ Includes "supply and machinery distributors."

² The 129 "All other types" consist of the following:

Assemblers and country buyers.....	13
Hides, skins, and furs.....	1
Livestock (other than horses and mules).....	7
Dairy products.....	1
Poultry and poultry products.....	3
Fruit and vegetables (fresh).....	1
Bulk tank stations.....	57
Petroleum and petroleum products.....	57
Chain store warehouses.....	1
Food.....	1
Commission merchants.....	4
Fruits and vegetables (fresh).....	1
Meats and meat products.....	1

Commission merchants—Continued.	
Manufacturing, mining, and drilling machinery, equipment, and supplies.....	1
Service equipment and supplies.....	1
Manufacturers' agents.....	2
Automobile parts (new and used).....	1
Heating equipment and supplies.....	1
Manufacturers' sales branches.....	47
Clothing and furnishings (other than gloves and footwear).....	1
Shoes and other footwear.....	3
Confectionery and soft drinks.....	1
Dairy products.....	5
Meats and meat products.....	15

Manufacturers' sales branches—Continued.	
Groceries (general line).....	4
Food and grocery specialties.....	14
Jewelry.....	1
Commercial equipment and supplies.....	1
Paper and paper products (general line).....	1
Tobacco and tobacco products (except leaf).....	1
Selling agents.....	3
Construction equipment and supplies.....	1
Books, periodicals, and newspapers.....	2
Wagon distributors.....	2
Confectionery and soft drinks.....	1
Dairy products.....	1

CENSUS OF DISTRIBUTION

TABLES 6, 7.—NET SALES AND TOTAL EXPENSES, BY TYPE OF ESTABLISHMENT AND KIND OF BUSINESS

[Tables 6 and 7 consolidated and abbreviated in this State to avoid disclosures of individual operations]

[An (x) indicates that the amount must be withheld to avoid disclosure of individual operations, but it is included in the totals]

[In thousands of dollars]

KIND OF BUSINESS (Establishments classified by major lines of merchandise)	NET SALES			EXPENSES		
	Total	Wholesale merchants (including jobbers) ¹	All other types	Total	Wholesale merchants (including jobbers) ¹	All other types
The State.....	\$61,414	\$30,905	\$30,509	\$8,103	\$4,031	\$3,532
Amusement and sporting goods.....	(x)	(x)	(x)	(x)	(x)	(x)
Automotive.....	814	(x)	(x)	135	(x)	(x)
Chemicals, drugs, and allied products.....	702	702	(x)	103	103	(x)
Dry goods and apparel.....	7,525	441	7,085	582	69	510
Electrical.....	720	720	(x)	119	119	(x)
Farm products (not elsewhere specified).....	357	251	100	119	95	24
Farm supplies (except machinery and equipment).....	1,511	(x)	(x)	98	(x)	(x)
Food products (not elsewhere specified).....	18,805	6,949	11,856	1,936	(x)	990
Forest products (except lumber).....	(x)	(x)	(x)	(x)	(x)	(x)
Groceries and food specialties.....	10,831	9,213	1,618	1,310	922	388
Hardware.....	(x)	(x)	(x)	(x)	(x)	(x)
Iron and steel scrap and other waste materials.....	439	439	(x)	120	120	(x)
Jewelry and optical goods.....	(x)	(x)	(x)	(x)	(x)	(x)
Leather and leather goods (except gloves and shoes).....	(x)	(x)	(x)	(x)	(x)	(x)
Lumber and building materials (other than metal).....	1,749	1,749	(x)	670	670	(x)
Machinery, equipment, and supplies (except electrical).....	1,727	1,629	98	422	404	18
Metals and minerals (except petroleum and scrap).....	(x)	(x)	(x)	(x)	(x)	(x)
Paper and paper products.....	303	(x)	(x)	30	(x)	(x)
Petroleum and petroleum products.....	8,598	1,025	7,573	1,666	192	1,474
Plumbing and heating equipment and supplies.....	1,348	1,300	48	200	188	12
Tobacco and tobacco products (except leaf).....	(x)	(x)	(x)	(x)	(x)	(x)
All other.....	280	206	83	74	65	9

¹ Includes "Supply and machinery distributors."² Includes net sales amounting to \$7,573,000 for bulk tank stations, \$20,895,000 for manufacturers' sales branches, \$650,000 for commission merchants, \$100,000 for selling agents, \$251,000 for assemblers and country buyers, and \$1,034,000 for wagon distributors, chain-store warehouses, and manufacturers' agents, which are not shown separately, by kind of business, in order to avoid disclosure of individual operations.³ Includes total expenses amounting to \$1,474,000 for bulk tank stations, \$1,871,000 for manufacturers' sales branches, \$67,000 for commission merchants, \$13,500 for selling agents, \$33,000 for assemblers and country buyers, and \$84,000 for wagon distributors, chain-store warehouses, and manufacturers' agents, which are not shown separately, by kind of business, in order to avoid disclosure of individual operations.

TABLE 8.—SUMMARY OF WHOLESALE TRADE, BY CHARACTER OF ORGANIZATION

CHARACTER OF ORGANIZATION	Number of establishments	NUMBER OF EMPLOYEES (proprietors not included)			SALARIES AND WAGES	TOTAL EXPENSES (including salaries and wages)	NET SALES	
		Total	Male	Female			Amount	Per cent of total
The State.....	328	2,456	2,168	288	\$3,691,813	\$8,162,803	\$61,413,714	100.00
Individual.....	116	413	362	51	439,181	1,000,678	7,121,249	11.60
Partnership.....	32	176	142	34	241,006	630,251	3,872,473	6.30
Corporation.....	177	1,866	1,663	203	3,010,671	6,530,207	50,375,221	82.03
All other.....	1	1	1		955	1,577	44,771	.07

TABLE 10.—EMPLOYEES ENGAGED IN WHOLESALE TRADE, BY KIND OF BUSINESS

[An (x) indicates that the amount must be withheld to avoid disclosure of individual operations, but it is included in the totals]

KIND OF BUSINESS (Establishments classified by major lines of merchandise)	Number of establishments	Number of proprietors and firm members	TOTAL PAID EMPLOYEES ¹ (proprietors not included)				SALESMEN ²		EXECUTIVES ²		ALL OTHER EMPLOYEES		TOTAL EMPLOYEES ON SPECIFIED DATES			
			Number of employees			Salaries and wages	Number	Salaries	Number	Salaries	Number	Salaries	Apr. 15	July 15	Oct. 15	Dec. 15
			Total	Male	Female											
The State.....	328	182	2,456	2,188	288	\$3,891,813	490	\$1,056,123	124	\$395,719	1,836	\$2,230,971	2,198	2,352	2,325	2,267
Amusement and sporting goods.....	1	(x)	(x)	(x)	(x)	(x)					(x)	(x)	(x)	(x)	(x)	(x)
Automotive.....	7	6	40	36	4	66,058	10	14,130			30	51,928	40	40	41	39
Chemicals, drugs, and allied products.....	4	1	38	20	18	70,179	6	19,030	1	3,000	31	48,090	38	30	33	38
Dry goods and apparel.....	7	1	100	83	17	277,066	44	168,317	3	29,000	53	79,749	101	101	99	99
Electrical.....	4	3	86	77	9	76,611	63	59,133	1	3,900	22	13,578	26	70	84	87
Farm products (not elsewhere specified).....	12	9	35	34	1	44,667	2	3,820			33	40,847	35	33	33	34
Farm supplies (except machinery and equipment).....	3	1	32	29	3	38,203	1	1,810			31	36,393	32	31	30	32
Food products (not elsewhere specified).....	80	49	697	632	65	871,702	161	320,778	31	88,004	505	462,320	550	598	570	541
Confectionery and soft drinks.....	14	15	75	46	29	82,333	25	44,674			50	37,659	75	77	75	72
Dairy products.....	15	4	267	253	14	242,017	46	104,886	8	19,050	213	118,081	133	174	148	130
Poultry and poultry products.....	4	(x)	(x)	(x)		(x)					(x)	(x)	(x)	(x)	(x)	(x)
Fish and sea foods (fresh and cured).....	1	(x)	(x)	(x)	(x)	(x)					(x)	(x)	(x)	(x)	(x)	(x)
Fruits and vegetables (fresh).....	24	18	115	104	11	151,714	30	45,602	6	13,274	79	92,838	108	109	116	100
Meats and meat products.....	22	5	232	222	10	387,790	80	125,016	17	56,280	155	205,894	226	230	229	231
Forest products (except lumber).....	2	(x)	(x)	(x)		(x)					(x)	(x)	(x)	(x)	(x)	(x)
Groceries and food specialties.....	47	15	382	319	63	600,765	103	207,812	19	60,411	200	332,642	364	389	385	381
Groceries (general line).....	26	9	261	212	49	414,956	69	138,273	14	46,491	178	230,102	242	259	262	260
Food and grocery specialties.....	21	6	121	107	14	185,809	34	69,539	5	13,920	82	102,350	122	130	123	121
Hardware.....	2		(x)	(x)	(x)	(x)	(x)	(x)	(x)	(x)	(x)	(x)	(x)	(x)	(x)	(x)
Iron and steel scrap and other waste materials.....	32	88	58	55	3	61,308			2	3,250	56	58,058	58	59	58	55
Jewelry and optical goods.....	2	(x)	(x)	(x)	(x)	(x)					(x)	(x)	(x)	(x)	(x)	(x)
Leather and leather goods (except gloves and shoes).....	2	(x)	(x)	(x)		(x)					(x)	(x)	(x)	(x)	(x)	(x)
Lumber and building materials (other than metal).....	11	7	126	118	8	219,142	2	2,804	8	32,360	116	183,078	127	149	140	115
Construction and building materials (other than metal and wood).....	4	4	53	51	2	138,953					53	138,953	60	91	73	44
Lumber and millwork.....	7	3	73	67	6	80,189	2	2,804	8	32,360	63	45,025	58	53	67	71
Machinery, equipment, and supplies (except electrical).....	11	10	160	139	21	254,127	18	52,083	4	18,000	138	183,144	154	149	155	160
Metals and minerals (except petroleum and scrap).....	2		5	3	2	8,672	3	6,582			2	2,090	5	5	5	5
Paper and paper products.....	3	1	9	7	2	14,836	3	8,622			6	6,214	9	9	9	9
Petroleum and petroleum products.....	70	16	372	347	25	653,759	28	80,000	23	52,656	321	521,013	351	393	399	375
Plumbing and heating equipment and supplies.....	6	3	56	43	13	101,105	15	36,974	4	18,470	37	45,661	56	58	58	54
Plumbing equipment and supplies.....	3		41	30	11	62,347	9	20,594	1	2,350	31	39,403	40	40	40	40
Heating equipment and supplies.....	3	3	15	13	2	38,758	6	16,380	3	16,120	6	6,258	16	18	18	16
Tobacco and tobacco products (except leaf).....	12	13	81	58	23	80,236	18	27,328	4	0,879	59	43,020	68	70	64	65
All other.....	6	4	54	51	3	38,180	2	3,096	8	12,889	44	22,195	50	56	53	52

¹ Establishments in most cases reported average number employees on pay roll during year 1929, thus figures may not agree with totals on specified dates.² Employees not classified on automobile schedules or for establishments in towns and cities under 10,000 population, but are included in total.

TABLE 11.—CLASSIFICATION OF WHOLESALE MERCHANTS' ACCORDING TO NET SALES, BY KIND OF BUSINESS

[Table 11 consolidated in this State into fewer sales volume group classifications in order to prevent disclosure of individual operations]

[An (x) indicates that the amount must be withheld in order to avoid disclosure of individual operations, but it is included in the totals]

[Net sales and expenses expressed in thousands of dollars]

NET SALES GROUPS	VOLUME ANALYSIS			NET SALES GROUPS	VOLUME ANALYSIS		
	Number of establishments	Net sales	Total expenses		Number of establishments	Net sales	Total expenses
The State.....	197	\$30,905	\$4,631	\$200,000 to \$299,999.....	12	\$2,856	\$437
Less than \$25,000.....	64	660	163	\$300,000 to \$399,999.....	15	5,067	987
\$25,000 to \$49,999.....	17	646	144	\$400,000 to \$499,999.....	13	5,887	509
\$50,000 to \$99,999.....	41	3,150	651	\$500,000 to \$999,999.....	9	5,349	486
\$100,000 to \$199,999.....	23	3,182	510	\$1,000,000 and over.....	3	4,138	744

KIND OF BUSINESS (Establishments classified by major lines of merchandise)	TOTAL			LESS THAN \$100,000			\$100,000 TO \$499,999			\$500,000 AND OVER		
	Number of establishments	Net sales	Total expenses	Number of establishments	Net sales	Total expenses	Number of establishments	Net sales	Total expenses	Number of establishments	Net sales	Total expenses
The State.....	197	\$30,905	\$4,631	122	\$4,450	\$958	63	\$10,962	\$2,443	12	\$9,487	\$1,230
Amusement and sporting goods.....	1	(x)	(x)	1	(x)	(x)						
Automotive.....	6	806	134	4	242	46	2	(x)	(x)			
Chemicals, drugs, and allied products.....	4	702	103	2	(x)	(x)	2	(x)	(x)			
Dry goods and apparel.....	3	441	66	1	(x)	(x)	2	(x)	(x)			
Electrical.....	4	720	119	1	(x)	(x)	3	045	108			
Farm products (not elsewhere specified).....	4	251	95	4	251	95						
Farm supplies (except machinery and equipment).....	2	(x)	(x)				2	(x)	(x)			
Food products (not elsewhere specified).....	50	6,049	946	31	1,236	244	16	3,718	512	3	1,995	190
Forest products (except lumber).....	2	(x)	(x)	2	(x)	(x)						
Groceries and food specialties.....	29	9,213	922	7	371	22	16	4,982	520	6	3,860	380
Hardware.....	2	(x)	(x)				1	(x)	(x)	1	(x)	(x)
Iron and steel scrap and other waste materials.....	32	439	120	32	439	120						
Jewelry and optical goods.....	1	(x)	(x)	1	(x)	(x)						
Leather and leather goods (except gloves and shoes).....	2	(x)	(x)	2	(x)	(x)						
Lumber and building materials (other than metal).....	11	1,749	670	6	229	133	4	1,014	409	1	(x)	(x)
Machinery equipment and supplies (except electrical).....	7	1,629	404	6	169	43				1	(x)	(x)
Metals and minerals (except iron and steel scrap).....	2	(x)	(x)				2	(x)	(x)			
Paper and paper products.....	2	(x)	(x)	1	(x)	(x)	1	(x)	(x)			
Petroleum and petroleum products.....	13	1,025	192	11	730	112	2	(x)	(x)			
Plumbing and heating equipment and supplies.....	5	1,300	188	1	(x)	(x)	4	1,256	179			
Tobacco and tobacco products (except leaf).....	11	(x)	(x)	5	(x)	(x)	6	(x)	(x)			
All other.....	4	206	65	4	206	65						

¹ For the purposes of this tabulation the term "wholesale merchant" is used to cover importers, supply and machinery distributors, and wholesale merchants (including jobbers and semijobbers). It is not synonymous with "wholesalers only."

TABLE 12.—NUMBER OF WHOLESALE ESTABLISHMENTS, BY KIND OF BUSINESS FOR CITIES HAVING 20,000 POPULATION AND OVER

KIND OF BUSINESS (Establishments classified by major lines of merchandise)	CITIES OF 50,000 TO 100,000 POPULATION	CITIES OF 20,000 TO 50,000 POPULATION			KIND OF BUSINESS (Establishments classified by major lines of merchandise)	CITIES OF 50,000 TO 100,000 POPULATION	CITIES OF 20,000 TO 50,000 POPULATION		
		Manchester	Berlin	Concord			Nashua	Manchester	Berlin
Total.....	101	7	30	29	Jewelry and optical goods.....	1			1
Amusement and sporting goods.....	1				Leather and leather goods (except gloves and shoes).....	2			
Automotive.....	2			1	Lumber and building materials (other than metal).....	7			1
Chemicals, drugs, and allied products.....	5	1	1		Machinery, equipment, and supplies (except electrical).....	9			2
Dry goods and apparel.....	4				Metals and minerals (except petroleum and scrap).....	1			1
Electrical.....	4				Paper and paper products.....	2			1
Farm products (not elsewhere specified).....	1				Petroleum and petroleum products.....	9	1	3	1
Farm supplies (except machinery and equipment).....	2			8	Plumbing and heating equipment and supplies.....	2			3
Food products (not elsewhere specified).....	24	2		9	Tobacco and tobacco products (except leaf).....	4			1
Forest products (except lumber).....	2				All other.....	4			1
Groceries and food specialties.....	13	3	3	6					
Hardware.....	1		1						
Iron and steel scrap and other waste materials.....	7		6	4					

CENSUS OF DISTRIBUTION

TABLE 13.—COMMODITY SALES, BY KIND OF BUSINESS, AND TYPE OF ESTABLISHMENT¹

COMMODITY COVERAGE

[An (x) indicates that the amount must be withheld to avoid disclosure of individual operations, but it is included in the totals]

[Net sales and volume of commodity coverage expressed in thousands of dollars]

KIND OF BUSINESS (Establishments classified by major lines of merchandise)	Net sales	Volume of commodity coverage ²	Per cent of commodity coverage	KIND OF BUSINESS (Establishments classified by major lines of merchandise)	Net sales	Volume of commodity coverage ²	Per cent of commodity coverage
Total	\$61,414	\$57,247	93.2	Hardware.....	(x)	(x)	(x)
Amusement and sporting goods.....	(x)	(x)	(x)	Iron and steel scrap and other waste materials.....	\$439	\$404	92.0
Automotive.....	814	795	97.7	Jewelry and optical goods.....	(x)	(x)	(x)
Chemicals, drugs, and allied products.....	702	702	100.0	Leather and leather goods (except gloves and shoes).....	(x)	(x)	(x)
Dry goods and apparel.....	7,526	7,526	100.0	Lumber and building materials (other than metal).....	1,749	1,865	95.2
Electrical.....	720	716	99.4	Machinery, equipment, and supplies (except electrical).....	1,727	1,701	98.5
Farm products (not elsewhere specified).....	357	250	70.0	Metals and minerals (except petroleum and scrap).....	(x)	(x)	(x)
Farm supplies (except machinery and equipment).....	1,511	1,030	68.2	Paper and paper products.....	303	303	100.0
Food products (not elsewhere specified).....	18,305	17,059	93.2	Petroleum and petroleum products.....	8,598	7,840	91.2
Forest products (except lumber).....	(x)	(x)	(x)	Plumbing and heating equipment and supplies.....	1,348	1,304	96.7
Groceries and food specialties.....	10,831	9,555	88.2	Tobacco and tobacco products (except leaf).....	2,621	2,610	99.9
				All other.....	280	206	71.3

COMMODITY SALES

[In thousands of dollars]

COMMODITY BY KIND OF BUSINESS AND TYPE OF ESTABLISHMENT	Net sales	COMMODITY BY KIND OF BUSINESS AND TYPE OF ESTABLISHMENT	Net sales	COMMODITY BY KIND OF BUSINESS AND TYPE OF ESTABLISHMENT	Net sales
Total net sales	\$61,414	Cement, lime, and plaster (0.1 per cent of reported commodity sales)	\$38	Confectionery and soft drinks—Continued.	
<i>Sales not reported by commodities</i>	4,187	Farm supplies (except machinery and equipment) trade:		Food products—Continued.	
Reported commodity sales (100 per cent).....	57,247	Chain store warehouses.....	6	Wagon distributors.....	\$23
Automobiles, trucks, and tractors, new and used (0.9 per cent of reported commodity sales).....	520	Hardware trade:		Wholesale merchants.....	834
Automotive trade:		Wholesale merchants.....	30	Grocery and food specialties trade:	
Wholesale merchants.....	512	Plumbing and heating equipment and supplies trade:		Wholesale merchants.....	611
Hardware trade:		Wholesale merchants.....	2	Petroleum and petroleum products trade:	
Wholesale merchants.....	5	Chemicals, refined, and/or related products (less than 0.1 per cent of reported commodity sales).....	3	Bulk tank stations.....	64
Machinery, equipment, and supplies (except electrical) trade:		Hardware trade:		Tobacco and tobacco products (except leaf) trade:	
Selling agents.....	3	Wholesale merchants.....	1	Wholesale merchants.....	389
Automotive equipment, parts, and accessories (0.9 per cent of reported commodity sales).....	504	Petroleum and petroleum products trade:	2	Copper ingots, bars, sheets, shapes, etc. (less than 0.1 per cent of reported commodity sales).....	11
Automotive trade:		Wholesale merchants.....	2	Hardware trade:	
Manufacturers' agents.....	8	China, glassware, and crockery (less than 0.1 per cent of reported commodity sales).....	15	Wholesale merchants.....	2
Wholesale merchants.....	200	Hardware trade:		Iron and steel scrap and other waste materials trade:	
Electrical trade:		Wholesale merchants.....	15	Wholesale merchants.....	3
Wholesale merchants.....	112	Cigars, cigarettes, and tobacco (except leaf) (4.9 per cent of reported commodity sales).....	2,784	Plumbing and heating equipment and supplies trade:	
Hardware trade:		Food products (not elsewhere specified) trade:		Wholesale merchants.....	6
Wholesale merchants.....	172	Wholesale merchants.....	157	Dairy products and eggs (7.5 per cent of reported commodity sales).....	4,200
Petroleum and petroleum products trade:		Grocery and food specialties trade:	430	Food products (not elsewhere specified) trade:	
Bulk tank stations.....	8	Wholesale merchants.....	529	Commission merchants.....	35
Wholesale merchants.....	3	Tobacco and tobacco products (except leaf) trade:	1,668	Manufacturers' sales branches.....	2,927
All other trades:		Manufacturers' sales branches.....		Wagon distributors.....	21
Wholesale merchants.....	1	Wholesale merchants.....	3	Wholesale merchants.....	845
Bakery products (cakes, biscuits, crackers, etc.) (2.2 per cent of reported commodity sales).....	1,271	Clothing and furnishings, men's and boys' (less than 0.1 per cent of reported commodity sales).....	28	Grocery and food specialties trade:	
Wagon distributors.....	2	Dry goods and apparel trade:		Manufacturers' sales branches.....	43
Grocery and food specialties trade:		Wholesale merchants.....	25	Wholesale merchants.....	419
Manufacturers' sales branches.....	1,196	All other trades:		Drugs and drug sundries (1.1 per cent of reported commodity sales).....	655
Wholesale merchants.....	73	Wholesale merchants.....	3	Chemical, drug, and allied products trade:	
Books, magazines, and newspapers (0.3 per cent of reported commodity sales).....	167	Clothing, women's and children's (1.2 per cent of reported commodity sales).....	710	Wholesale merchants.....	640
All trades:		Dry goods and apparel trade:		All other trades:	
Selling agents.....	102	Manufacturers' sales branches.....	630	Wholesale merchants.....	6
Wholesale merchants.....	65	Wholesale merchants.....	72	Electrical appliances, equipment, and supplies (0.3 per cent of reported commodity sales).....	442
Building materials not classified elsewhere (0.3 per cent of reported commodity sales).....	119	All other trades:		Automotive trade:	
Hardware trade:		Wholesale merchants.....	2	Wholesale merchants.....	34
Wholesale merchants.....	119	Coal and coke (0.8 per cent of reported commodity sales).....	445	Electrical trade:	
Cameras and photographic supplies (less than 0.1 per cent of reported commodity sales).....	6	Metals and minerals (except petroleum and scrap) trade:		Wholesale merchants.....	281
Amusement and sporting goods trade:		Wholesale merchants.....	445	Hardware trade:	
Wholesale merchants.....	6	Confectionery and soft drinks (4.1 per cent of reported commodity sales).....	2,351	Wholesale merchants.....	125
Canned goods (food products) (3.8 per cent of reported commodity sales).....	2,051	Food products (not elsewhere specified) trade:		Machinery, equipment, and supplies (except electrical) trade:	
Food products (not elsewhere specified) trade:		Manufacturers' sales branches.....	430	Wholesale merchants.....	2
Manufacturers' sales branches.....	92	Wholesale merchants.....		Farm products (not elsewhere specified) (0.2 per cent of reported commodity sales).....	116
Wholesale merchants.....	12			Farm products (not elsewhere specified) trade:	
Grocery and food specialties trade:				Wholesale merchants.....	116
Wholesale merchants.....	1,047				

¹ The first part of this table indicates the extent of commodity coverage, i. e., the amount and percentage of the total net sales that have been broken down by commodities. This information is presented for each of the 24 principal kind-of-business classifications. In the second part of the table the commodities are arranged alphabetically. Under each commodity the sales of that commodity are shown by trades and by types of distributors operating within each trade. For explanation of commodities included in each classification see complete text, p. 7.

² The breakdown of sales by commodities was in some cases reported on the basis of gross sales rather than net sales. For this reason, the commodity sales may in some instances exceed the total net sales by the amount of returned goods and allowances of those returns in which gross sales were used as a basis for reporting the sales by commodities.

TABLE 13.—COMMODITY SALES, BY KIND OF BUSINESS, AND TYPE OF ESTABLISHMENT—Continued

COMMODITY SALES—Continued

[In thousands of dollars]

COMMODITY BY KIND OF BUSINESS AND TYPE OF ESTABLISHMENT	Net sales	COMMODITY BY KIND OF BUSINESS AND TYPE OF ESTABLISHMENT	Net sales	COMMODITY BY KIND OF BUSINESS AND TYPE OF ESTABLISHMENT	Net sales
Feeds mixed and other (0.9 per cent of reported commodity sales)	\$534	Iron and steel products—Continued.		Nonmetallic minerals (crude), and their products (less than 0.1 per cent of reported commodity sales)	\$8
Farm supplies (except machinery and equipment) trade:		Iron and steel scrap and other waste materials trade:		Lumber and building materials (other than metal) trade:	
Chain store warehouses.....	499	Wholesale merchants.....	\$107	Wholesale merchants.....	8
Wholesale merchants.....	35	Machinery, equipment, and supplies (except electrical) trade:		Notions and dry goods, small wares (0.1 per cent of reported commodity sales).....	80
Fertilizer and fertilizer materials (less than 0.1 per cent of reported commodity sales)	5	Wholesale merchants.....	50	Dry goods and apparel trade:	
Hardware trade:		Plumbing and heating equipment and supplies trade:		Wholesale merchants.....	75
Wholesale merchants.....	5	Wholesale merchants.....	302	Grocery and food specialties trade:	
Fish and sea foods, fresh and processed (0.5 per cent of reported commodity sales)	282	Jewelry (1.9 per cent of reported commodity sales)	1,091	Wholesale merchants.....	5
Food products (not elsewhere specified) trade:		Hardware trade:		Office and store machines and equipment (0.2 per cent of reported commodity sales).....	89
Commission merchants.....	7	Wholesale merchants.....	100	Machinery, equipment, and supplies (except electrical) trade:	
Wholesale merchants.....	201	Jewelry and optical goods trade:		Manufacturers' sales branches.....	1
Grocery and food specialties trade:		Manufacturers' sales branches.....	991	Wholesale merchants.....	83
Wholesale merchants.....	14	Junk and scrap (0.5 per cent of reported commodity sales)	259	Oils, animal and vegetable (less than 0.1 per cent of reported commodity sales)	11
Food products (not elsewhere specified) (less than 0.1 per cent of reported commodity sales)	10	Iron and steel scrap and other waste materials trade:		Hardware trade:	
Grocery and food specialties trade:		Wholesale merchants.....	259	Wholesale merchants.....	11
Wholesale merchants.....	10	Lead pigs, bars, sheets, and pipe (less than 0.1 per cent of reported commodity sales)	2	Optical goods (less than 0.1 per cent of reported commodity sales).....	25
Fruits and vegetables, fresh and dried (5.7 per cent of reported commodity sales)	3,276	Hardware trade:		Jewelry and optical goods trade:	
Food products (not elsewhere specified) trade:		Wholesale merchants.....	2	Wholesale merchants.....	25
Commission merchants.....	199	Leather and out stock (less than 0.1 per cent of reported commodity sales)	25	Paints, varnishes, and lacquers (0.2 per cent of reported commodity sales)	123
Manufacturers' sales branches.....	4	Machinery, equipment, and supplies (except electrical) trade:		Chemical, drug, and allied products trade:	
Wholesale merchants.....	2,434	Commission merchants.....	25	Wholesale merchants.....	9
Grocery and food specialties trade:		Logs, piles, poles, etc. (0.1 per cent of reported commodity sales)	00	Hardware trade:	
Wholesale merchants.....	639	Lumber and building materials (other than metal) trade:		Wholesale merchants.....	114
Glass, sheet (less than 0.1 per cent of reported commodity sales)	14	Wholesale merchants.....	00	Paper (wrapping, book, wall paper, etc.) (0.3 per cent of reported commodity sales)	194
Hardware trade:		Luggage, saddlery, harness, and gloves (except dress) (0.9 per cent of reported commodity sales)	535	Hardware trade:	
Wholesale merchants.....	14	Dry goods and apparel trade:		Wholesale merchants.....	3
Grain (wheat, corn, oats, etc.) (1.0 per cent of reported commodity sales)	500	Wholesale merchants.....	2	Paper and paper products trade:	
Farm products (not elsewhere specified) trade:		Machinery, equipment, and supplies (except electrical) trade:		Manufacturers' sales branches.....	100
Wholesale merchants.....	80	Wholesale merchants.....	533	Wholesale merchants.....	01
Farm supplies (except machinery and equipment) trade:		Lumber, rough and dressed (2.0 per cent of reported commodity sales)	1,140	Paper products (0.2 per cent of reported commodity sales)	103
Chain store warehouses.....	393	Lumber and building materials (other than metal) trade:		Hardware trade:	
Wholesale merchants.....	75	Wholesale merchants.....	1,140	Wholesale merchants.....	12
Hardware trade:		Machinery, equipment, and supplies (industrial) (1.8 per cent of reported commodity sales)	1,053	Paper and paper products trade:	
Wholesale merchants.....	12	Hardware trade:		Wholesale merchants.....	91
Groceries (except canned goods) (7.4 per cent of reported commodity sales)	4,202	Wholesale merchants.....	79	Petroleum and petroleum products (13.6 per cent of reported commodity sales)	7,770
Farm supplies (except machinery and equipment) trade:		Machinery, equipment, and supplies (except electrical) trade:		Automotive trade:	
Chain store warehouses.....	12	Commission merchants.....	10	Wholesale merchants.....	19
Wholesale merchants.....	5	Selling agents.....	13	Hardware trade:	
Food products (not elsewhere specified) trade:		Wholesale merchants.....	835	Wholesale merchants.....	1
Commission merchants.....	5	Paper and paper products trade:		Petroleum and petroleum products trade:	
Manufacturers' sales branches.....	445	Wholesale merchants.....	17	Bulk tank stations.....	7,161
Wagon distributors.....	17	Plumbing and heating equipment and supplies trade:		Wholesale merchants.....	699
Wholesale merchants.....	22	Wholesale merchants.....	87	Plumbing and heating equipment and supplies (1.7 per cent of reported commodity sales)	964
Grocery and food specialties trade:		All other trades:		Hardware trade:	
Manufacturers' sales branches.....	377	Wholesale merchants.....	12	Wholesale merchants.....	1
Wholesale merchants.....	3,370	Machinery, equipment, and supplies (farm and garden) (0.2 per cent of reported commodity sales)	88	Machinery, equipment, and supplies (except electrical) trade:	
Hardware (0.9 per cent of reported commodity sales)	495	Hardware trade:		Wholesale merchants.....	56
Hardware trade:		Wholesale merchants.....	88	Plumbing and heating equipment and supplies trade:	
Wholesale merchants.....	490	Meats and meat products, fresh and cured (1.3 per cent of reported commodity sales)	8,191	Manufacturers' agents.....	48
Machinery, equipment, and supplies (except electrical) trade:		Food products (not elsewhere specified) trade:		Wholesale merchants.....	850
Commission merchants.....	5	Commission merchants.....	329	Radio sets, parts, and accessories (0.7 per cent of reported commodity sales)	379
Hay, straw, and alfalfa (less than 0.1 per cent of reported commodity sales)	5	Manufacturers' sales branches.....	6,574	Automotive trade:	
Farm supplies (except machinery and equipment) trade:		Wholesale merchants.....	1,280	Wholesale merchants.....	22
Chain store warehouses.....	3	Grocery and food specialties trade:		Electrical trade:	
Wholesale merchants.....	2	Manufacturers' sales branches.....	2	Wholesale merchants.....	321
Horses and mules (0.1 per cent of reported commodity sales)	48	Grocery and food specialties trade:		Hardware trade:	
Farm products (not elsewhere specified) trade:		Manufacturers' sales branches.....	2	Wholesale merchants.....	36
Wholesale merchants.....	48	Nonferrous metals not classified elsewhere (less than 0.1 per cent of reported commodity sales)	27	Refrigerators, mechanical (household and commercial) (less than 0.1 per cent of reported commodity sales)	2
House furnishings and supplies (0.3 per cent of reported commodity sales)	180	Hardware trade:		Hardware trade:	
Grocery and food specialties trade:		Wholesale merchants.....	1	Wholesale merchants.....	2
Wholesale merchants.....	78	Iron and steel scrap and other waste materials trade:		Sand, gravel, and crushed stone (0.6 per cent of reported commodity sales)	368
Hardware trade:		Wholesale merchants.....	20	Lumber and building materials (other than metal) trade:	
Wholesale merchants.....	102	Seeds (field and garden) and bulbs (less than 0.1 per cent of reported commodity sales)	8	Wholesale merchants.....	368
Iron and steel products (except as classified) (0.9 per cent of reported commodity sales)	531	Hardware trade:		Seeds (field and garden) and bulbs (less than 0.1 per cent of reported commodity sales)	8
Hardware trade:		Wholesale merchants.....	20	Hardware trade:	
Wholesale merchants.....	72			Wholesale merchants.....	8

TABLE 13.—COMMODITY SALES, BY KIND OF BUSINESS AND TYPE OF ESTABLISHMENT—Continued

COMMODITY SALES—Continued

[In thousands of dollars]

COMMODITY BY KIND OF BUSINESS AND TYPE OF ESTABLISHMENT	Net sales	COMMODITY BY KIND OF BUSINESS AND TYPE OF ESTABLISHMENT	Net sales	COMMODITY BY KIND OF BUSINESS AND TYPE OF ESTABLISHMENT	Net sales
Shoes and other footwear (including rubber) (1.7 per cent of reported commodity sales)	\$0,696	Textile products not classified elsewhere (less than 0.1 per cent of reported commodity sales)	\$25	Zinc bars, plates, shapes, and sheets (less than 0.1 per cent of reported commodity sales)	\$3
Dry goods and apparel trade:		Dry goods and apparel trade:	25	Hardware trade:	
Manufacturers' sales branches	6,449	Wholesale merchants		Wholesale merchants	3
Wholesale merchants	239	Toilet articles (less than 0.1 per cent of reported commodity sales)	17	Miscellaneous commodities (0.8 per cent of reported commodity sales)	495
All other trades:		Chemical, drug, and allied products trade:		Electrical trade:	
Wholesale merchants	8	Wholesale merchants	3	Wholesale merchants	2
Soaps and toilet preparations (0.8 per cent of reported commodity sales)	355	Hardware trade:		Food products (not elsewhere specified) trade:	
Chemical, drug, and allied products trade:		Wholesale merchants	14	Manufacturers' sales branches	4
Wholesale merchants	41	Wholesale merchants		Grocery and food specialties trade:	
Food products (not elsewhere specified) trade:		Toys and games (less than 0.1 per cent of reported commodity sales)	24	Wholesale merchants	132
Manufacturers' sales branches	94	Hardware trade:		Hardware trade:	
Grocery and food specialties trade:		Wholesale merchants	24	Wholesale merchants	230
Wholesale merchants	200	Wholesale merchants		Iron and steel scrap and other waste materials trade:	
Hardware trade:		Wood products (0.2 per cent of reported commodity sales)	90	Wholesale merchants	9
Wholesale merchants	16	Forest products (except lumber) trade:		Leather and leather goods (except gloves and shoes) trade:	
Machinery, equipment, and supplies (except electrical) trade:		Wholesale merchants	9	Wholesale merchants	29
Wholesale merchants	4	Lumber and building materials (other than metal) trade:		Machinery, equipment, and supplies (except electrical) trade:	
Sporting goods (0.3 per cent of reported commodity sales)	156	Wholesale merchants	80	Commission merchants	21
Hardware trade:		Paper and paper products trade:		Paper and paper products trade:	
Wholesale merchants	149	Wholesale merchants	1	Wholesale merchants	3
All other trades:		Wholesale merchants		Petroleum and petroleum products trade:	
Wholesale merchants	7	Wholesale merchants		Bulk tank stations	13
Surgical, dental, and hospital equipment and supplies (0.1 per cent of reported commodity sales)	55	Wholesale merchants	3	Tobacco and tobacco products (except leaf) trade:	
Machinery, equipment, and supplies (except electrical) trade:		Wholesale merchants	3	Wholesale merchants	33
Wholesale merchants	55				



NEW JERSEY

CONTENTS

	Page
Map.....	932
Table 1.—Summary of wholesale trade, by principal classifications.....	933
Table 2.—Wholesalers only, by kind of business.....	933
Table 3.—Wholesale trade, by kind of business.....	938
Table 4.—Wholesale trade, by type of establishment.....	947
Table 5.—Number of establishments, by type and kind of business.....	950
Tables 6, 7.—Net sales and total expenses, by type of wholesale establishment and kind of business.....	951
Table 8.—Summary of wholesale trade, by character of organization.....	951
Table 9.—Wholesale trade, by the number of marketing units and kind of business.....	952
Table 10.—Employees engaged in wholesale trade, by kind of business.....	953
Table 11.—Classification of wholesale merchants according to net sales, by kind of business.....	955
Table 12.—Number of establishments, by kind of business, for cities having 20,000 population and over.....	956
Table 13.—Commodity sales, by kind of business and type of establishment.....	956

WHOLESALE CENTERS IN NEW JERSEY

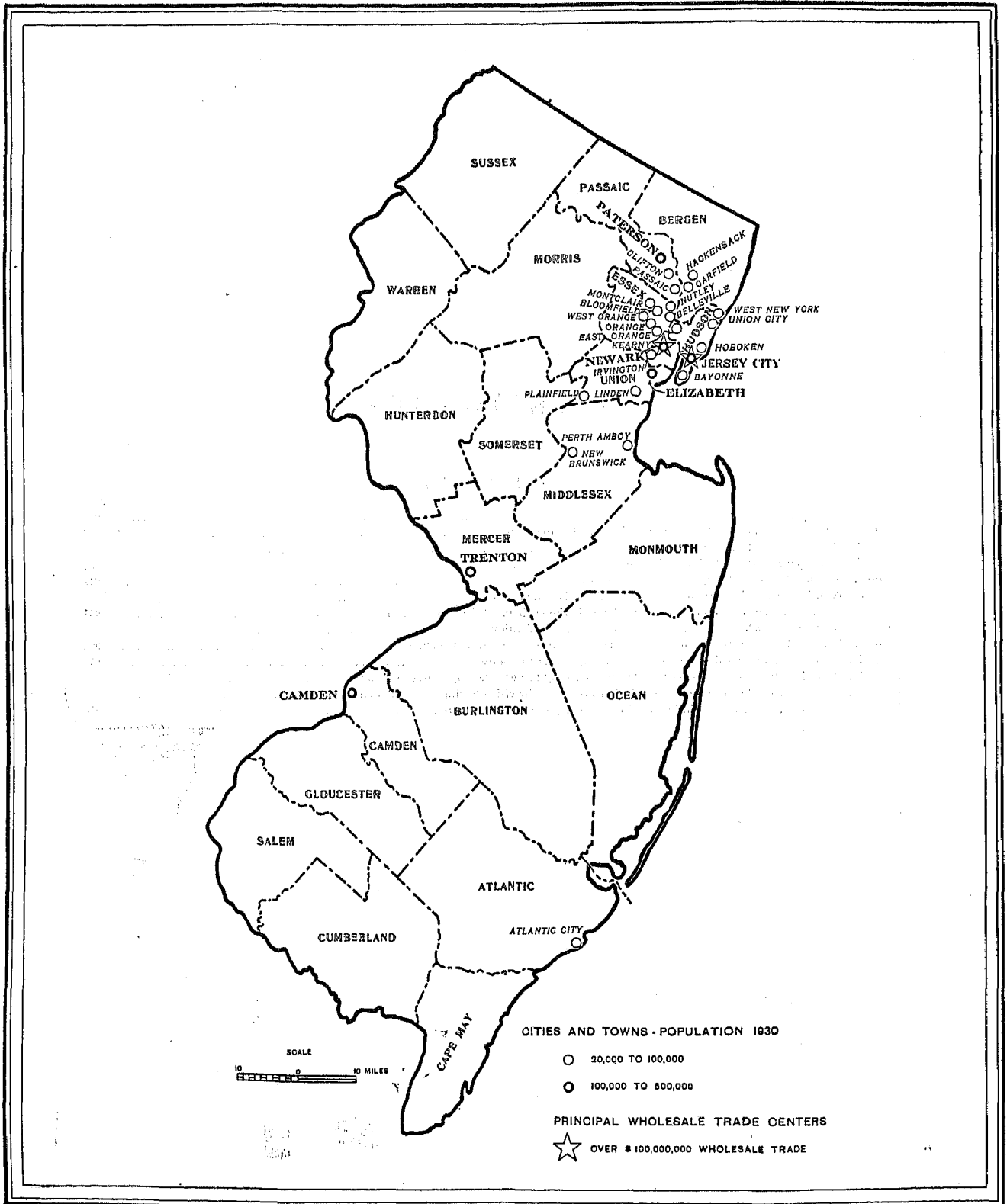


TABLE 1.—SUMMARY OF WHOLESALE TRADE BY PRINCIPAL CLASSIFICATIONS

KIND OF BUSINESS (Establishments classified by major lines of merchandise)	Number of establishments	NUMBER OF EMPLOYEES (proprietors not included)			SALARIES AND WAGES	TOTAL EXPENSES (including salaries and wages)	STOCKS ON HAND, END OF YEAR (at cost)	NET SALES	
		Total	Male	Female				Amount	Percent of totalsales
The State.....	2,344	27,598	23,704	3,892	\$65,090,876	\$113,022,636	\$69,719,014	\$1,008,881,361	100.00
Amusement and sporting goods.....	10	76	63	13	185,082	298,454	413,093	1,903,093	.19
Automotive.....	122	1,707	1,490	217	3,711,779	7,385,509	4,998,757	47,383,127	4.70
Chemicals, drugs, and allied products.....	58	1,072	769	303	2,614,820	5,199,721	2,528,135	37,871,387	3.76
Dry goods and apparel.....	43	274	199	75	672,630	1,391,431	2,605,003	11,945,883	1.18
Electrical.....	81	1,443	1,089	354	3,129,838	5,973,916	6,826,685	65,010,355	6.44
Farm products (not elsewhere specified).....	44	124	114	10	203,313	424,599	252,651	2,470,353	.25
Farm supplies (except machinery and equipment).....	24	403	380	23	758,834	1,632,485	1,698,138	10,109,337	1.00
Food products (not elsewhere specified).....	630	6,053	5,579	474	11,321,170	22,498,743	5,402,382	253,240,183	25.10
Forest products (except lumber).....	14	43	38	5	73,953	106,137	80,310	606,201	.07
Furniture and house furnishings.....	29	556	420	136	1,371,089	2,624,731	1,628,624	14,018,205	1.45
General merchandise.....	5	813	501	252	1,351,010	3,031,371	2,182,201	13,351,922	1.32
Groceries and food specialties.....	208	4,374	3,705	669	8,444,799	16,854,803	10,385,328	176,762,483	17.52
Hardware.....	83	415	354	61	796,012	1,426,515	1,481,204	8,057,830	.80
Iron and steel scrap and other waste materials.....	137	670	521	55	1,061,649	1,890,373	709,858	10,774,392	1.07
Jewelry and optical goods.....	14	83	71	12	181,649	260,430	397,120	1,121,243	.11
Leather and leather goods (except gloves and shoes).....	43	192	174	18	308,384	627,336	4,180,808	12,103,823	1.21
Lumber and building materials (other than metal).....	86	1,274	1,137	137	2,847,383	5,104,177	3,350,476	30,885,764	3.06
Machinery equipment, and supplies (except electrical).....	162	1,196	956	240	2,681,696	4,500,103	2,310,183	20,104,076	1.99
Metals and minerals (except petroleum and scrap).....	59	871	702	109	2,005,176	3,710,778	2,181,847	58,803,707	5.83
Paper and paper products.....	70	480	396	90	1,004,860	2,016,292	1,471,655	12,473,730	1.24
Petroleum and petroleum products.....	214	2,741	2,617	124	5,036,353	14,876,601	5,677,888	120,684,789	11.96
Plumbing and heating equipment and supplies.....	123	1,302	1,095	207	3,121,138	5,902,533	5,772,454	38,506,506	3.82
Tobacco and tobacco products (except leaf).....	79	799	680	119	1,510,690	2,715,017	2,008,810	45,820,270	4.54
All other.....	66	723	504	129	1,280,069	2,169,520	1,124,538	14,080,080	1.40

TABLE 2.—WHOLESALE ONLY, BY KIND OF BUSINESS

[An (x) indicates that the amount must be withheld to avoid disclosure of individual operations, but it is included in the totals]

KIND OF BUSINESS (Establishments classified by major lines of merchandise)	Number of establishments	NUMBER OF EMPLOYEES (proprietors not included)			SALARIES AND WAGES	TOTAL EXPENSES (including salaries and wages)	STOCKS ON HAND, END OF YEAR (at cost)	NET SALES		CREDIT SALES ¹ (see text, p. 50)		SALES TO ULTIMATE CONSUMERS (at retail)	SALES TO INDUSTRIAL CONSUMERS
		Total	Male	Female				Amount	Percent of total	Amount	Percent of net sales		
THE STATE (pop. 4,041,334)													
Total.....	1,701	16,070	14,434	2,536	\$34,891,072	\$66,371,676	\$50,094,129	\$502,116,879	100.00	\$312,920,094	62.32	\$15,518,898	\$80,031,873
Types of wholesalers:													
Service wholesalers.....	1,003	15,254	13,092	2,162	31,604,455	50,908,688	46,395,559	470,507,423	93.72	292,098,190	62.07	14,601,556	56,571,318
Importers.....	13	86	64	22	178,740	403,200	284,010	2,957,080	.59	2,189,018	74.03	30,481	90,944
Wholesale merchants.....	1,590	15,168	13,028	2,140	31,425,715	50,505,488	46,111,549	467,010,343	93.18	289,909,178	62.00	14,571,074	56,480,374
Limited function wholesalers.....	34	1,179	887	292	2,079,978	4,194,004	2,408,509	23,175,804	4.61	16,222,322	70.00	902,343	556,235
Cash and carry.....	13	92	77	15	115,104	253,510	184,900	4,033,404	.80	595,739	14.77	345,697	6,585
Drop shippers.....	1	(x)	(x)	(x)	(x)	(x)	(x)	(x)	(x)	(x)	(x)	(x)	(x)
Mail-order wholesalers.....	1	(x)	(x)	(x)	(x)	(x)	(x)	(x)	(x)	(x)	(x)	(x)	(x)
Wagon distributors.....	17	242	223	19	568,545	825,068	30,676	4,589,121	.91	2,601,411	57.99	556,646	(x)
Warehouses (distributing).....	2	(x)	(x)	(x)	(x)	(x)	(x)	(x)	(x)	(x)	(x)	(x)	(x)
Supply and machinery distributors.....	64	537	455	82	1,206,639	2,208,384	1,230,061	8,373,452	1.67	4,599,576	54.93	15,000	2,904,320
Amusement and sporting goods.....	7	53	42	11	104,054	166,712	174,926	795,807	.16	339,901	42.71	(x)	(x)
Automotive.....	106	1,478	1,292	184	3,170,180	6,408,316	4,019,746	38,966,033	7.78	4,382,250	11.25	9,932,765	78,001
Automobiles and other motor vehicles.....	19	642	581	61	1,440,208	3,231,988	1,458,775	27,117,770	5.40	36,116	.13	9,542,992	(x)
Automotive equipment.....	53	566	482	83	1,156,769	2,217,509	1,677,692	8,125,509	1.62	2,664,927	32.80	91,675	78,001
Automobile accessories.....	15	108	87	21	218,047	370,886	284,627	1,459,762	619,021	39,530	(x)
Automotive equipment (general line).....	34	373	327	46	838,180	1,499,144	1,124,067	5,487,949	1,768,582	52,146	78,001
Automotive equipment (specialty lines).....	4	84	68	16	100,542	347,480	268,998	1,177,708	287,384	(x)	(x)
Automobile parts (new and used).....	22	222	190	32	414,751	692,855	583,774	2,429,440	.48	1,604,070	66.06	14,939	(x)
Tires and tubes.....	12	47	39	8	162,432	265,969	299,505	1,293,314	.26	76,237	6.89	283,159	(x)
Chemicals, drugs, and allied products.....	42	625	485	140	1,469,100	2,916,914	1,793,983	17,224,507	3.43	11,791,863	68.46	261,644	3,766,787
Chemicals.....	11	232	185	47	716,553	1,607,129	423,574	7,205,183	1.43	6,909,554	95.90	(x)	3,589,417
Chemicals (industrial).....	7	200	150	44	630,369	1,459,143	365,091	6,628,524	6,389,091	(x)	3,535,945
Dyestuffs.....	1	(x)	(x)	(x)	(x)	(x)	(x)	(x)	(x)	(x)	(x)	(x)	(x)
Other chemicals.....	3	(x)	(x)	(x)	(x)	(x)	(x)	(x)	(x)	(x)	(x)	(x)	(x)
Drugs and drug sundries (general line).....	9	(x)	(x)	(x)	(x)	(x)	(x)	(x)	(x)	(x)	(x)	(x)	(x)
Drugs and drug sundries (specialties).....	6	29	18	11	42,301	66,485	84,842	684,639	.12	277,380	47.44	(x)	101,350
Paints, varnishes, lacquers, and enamels.....	15	100	87	13	221,058	425,409	354,838	2,218,000	.44	1,218,750	54.95	242,652	(x)
Toilet articles and preparations (toilet preparations).....	1	(x)	(x)	(x)	(x)	(x)	(x)	(x)	(x)	(x)	(x)	(x)	(x)

See footnotes at end of table.

WHOLESALE DISTRIBUTION—NEW JERSEY: 1929

TABLE 2.—WHOLESALE ONLY, BY KIND OF BUSINESS—Continued

[An x indicates that the amount must be withheld to avoid disclosure of individual operations, but it is included in the totals]

KIND OF BUSINESS (Establishments classified by major lines of merchandise)	Number of estab- lish- ments	NUMBER OF EMPLOYEES (Proprietors not included)			SALARIES AND WAGES	TOTAL EXPENSES (including salaries and wages)	STOCKS ON HAND, END OF YEAR (at cost)	NET SALES		CREDIT SALES ¹ (see text, p. 50)		SALES TO ULTIMATE CONSUMERS (at retail)	SALES TO INDUS- TRIAL CON- SUMERS
		Total	Male	Female				Amount	Per cent of total	Amount	Per cent of net sales		
PATERSON (pop. 138,513)													
Total ¹¹	110	828	730	93	\$1,879,162	\$3,372,278	\$2,746,017	\$31,208,338	100.00	\$14,699,188	47.10	\$607,267	\$127,200
Types of wholesalers:													
Service wholesalers.....	106	786	699	87	1,737,080	3,128,672	2,662,260	30,146,505	96.60	14,035,918	46.56	599,267	3,200
Wholesale merchants ¹²	106	786	699	87	1,737,080	3,128,672	2,662,260	30,146,505	96.60	14,035,918	46.56	599,267	3,200
Limited function wholesalers ¹³	2	(x)	(x)	-----	(x)	(x)	(x)	(x)	(x)	(x)	(x)	(x)	(x)
Supply and machinery distributors.....	8	(x)	(x)	(x)	(x)	(x)	(x)	(x)	(x)	(x)	(x)	(x)	(x)
Automotive.....	7	64	58	6	157,300	282,228	334,263	1,543,240	4.04	88,960	5.76	436,181	-----
Food products (not elsewhere specified).....	46	326	307	19	607,695	1,216,112	211,694	12,601,048	40.67	5,133,239	40.45	8,000	-----
Confectionery and soft drinks.....	7	23	18	5	41,531	84,056	47,059	538,517	1.73	79,475	14.76	(x)	-----
Dairy products.....	3	(x)	(x)	(x)	(x)	(x)	(x)	(x)	(x)	(x)	(x)	(x)	-----
Poultry and poultry products.....	2	(x)	(x)	(x)	(x)	(x)	(x)	(x)	(x)	(x)	(x)	(x)	-----
Dairy and poultry products.....	3	17	16	1	33,870	67,805	33,420	806,983	2.87	785,103	87.53	(x)	-----
Fish and sea foods.....	1	(x)	(x)	-----	(x)	(x)	(x)	(x)	(x)	(x)	(x)	(x)	-----
Fruits and vegetables (fresh).....	24	(x)	(x)	(x)	(x)	(x)	(x)	(x)	(x)	(x)	(x)	(x)	-----
Meats and meat products.....	6	120	120	3	259,770	454,811	24,810	5,121,150	16.41	82,293	1.61	(x)	-----
Groceries and food specialties.....	11	103	90	13	258,365	428,101	545,771	4,601,964	14.75	2,220,501	48.25	(x)	-----
Hardware.....	8	55	52	3	132,735	238,790	392,717	1,075,111	3.44	988,650	91.90	(x)	-----
Iron and steel scrap and other waste materials.....	3	16	15	1	27,400	42,224	15,722	403,115	1.29	312,200	77.45	(x)	-----
Machinery, equipment, and supplies (except electrical).....	9	33	27	6	137,534	234,499	87,545	975,477	3.13	653,280	66.97	(x)	124,000
Paper and paper products.....	3	9	5	4	11,663	27,343	36,178	330,185	1.09	(x)	(x)	(x)	(x)
Plumbing and heating equipment and supplies.....	5	36	31	5	84,027	171,397	137,040	966,222	3.10	811,222	83.96	(x)	3,200
Tobacco and tobacco products (except leaf).....	3	49	42	7	99,501	157,154	192,694	2,328,504	7.46	1,070,837	84.04	(x)	(x)
All other.....	6	34	18	16	86,040	183,677	308,167	3,504,521	11.23	773,008	22.07	(x)	(x)

Table 2 is not shown for Trenton, Camden, and Elizabeth in order to avoid disclosure of individual operations. The kind of business and number of establishments operated by "Wholesalers only" is as follows:

	TRENTON (pop. 123,356)	CAMDEN (pop. 118,700)	ELIZA- BETH (pop. 114,589)		TRENTON (pop. 123,356)	CAMDEN (pop. 118,700)	ELIZA- BETH (pop. 114,589)
Total.....	68	53	65				
Amusement and sporting goods.....	1	-----	-----	Leather and leather goods (except gloves and shoes)	4	1	2
Automotive.....	5	3	8	Lumber and building materials (other than metal)	-----	4	2
Chemicals, drugs, and allied products.....	4	2	-----	Machinery, equipment, and supplies (except electrical)	6	1	3
Dry goods and apparel.....	2	1	1	Metals and minerals (except petroleum and scrap)	2	-----	1
Electrical.....	8	2	2	Paper and paper products.....	6	6	1
Farm products (not elsewhere specified).....	1	-----	1	Petroleum and petroleum products.....	-----	1	1
Food products (not elsewhere specified).....	24	12	12	Plumbing and heating equipment and supplies.....	4	6	6
Furniture and house furnishings.....	1	1	-----	Tobacco and tobacco products (except leaf).....	7	4	2
General merchandise.....	1	1	-----	All other.....	3	2	2
Groceries and food specialties.....	8	4	5				
Hardware.....	3	1	1				
Iron and steel scrap and other waste materials.....	7	1	15				
Jewelry and optical goods.....	1	-----	-----				

¹ Credit sales are not on a basis completely comparable to net sales in some kind-of-business classifications since certain establishments did not answer this inquiry, and also what constituted credit sales for census purposes was in some few instances interpreted differently by reporting companies.

² Includes 1 establishment handling electrical refrigerators.

³ Includes 1 establishment handling musical instruments and sheet music.

⁴ Also includes 4 establishments handling canned goods (general line), 2 handling coffee, tea, and spices, 2 handling delicatessen products, 6 handling flour, and 1 handling fruits and vegetables (dried).

⁵ Includes 2 importers.

⁶ Includes 2 cash and carry wholesalers, 1 drop shipper, 1 wagon distributor, and 1 warehouse (distributing).

⁷ Includes 1 establishment handling refrigerators (electric).

⁸ Includes 1 establishment handling musical instruments and sheet music.

⁹ Includes 1 importer.

¹⁰ Includes 1 mail order wholesaler, 2 wagon distributors, and 1 warehouse (distributing).

¹¹ Also includes 1 establishment handling amusement and sporting goods; 4 handling chemicals, drugs, and allied products; 7 handling dry goods and apparel; 1 handling electrical; 1 handling farm products (not elsewhere specified); 1 handling farm supplies (except machinery and equipment); 1 handling furniture and house furnishings; 2 handling leather and leather goods (except gloves and shoes); and 2 handling metals and minerals (except petroleum and scrap).

¹² Includes 1 importer.

¹³ Includes 1 cash and carry wholesaler and 1 wagon distributor.

TABLE 3.—WHOLESALE TRADE, BY KIND OF BUSINESS—Continued

[An (x) indicates that the amount must be withheld to avoid disclosure of individual operations, but it is included in the totals]

KIND OF BUSINESS (Establishments classified by major lines of merchandise)	Number of establishments	NUMBER OF EMPLOYEES (proprietors not included)			SALARIES AND WAGES	TOTAL EXPENSES (including salaries and wages)	STOCKS ON HAND, END OF YEAR (at cost)	NET SALES		CREDIT SALES	SALES TO ULTIMATE CONSUMERS (at retail)	SALES TO INDUSTRIAL CONSUMERS
		Total	Male	Female				Amount	Per cent of total			
JERSEY CITY—Continued												
Iron and steel scrap and other waste materials.....	13	64	63	1	\$97,339	\$157,059	\$32,800	\$574,286	0.49	\$86,328		\$252,767
Iron and steel scrap.....	3	44	44		72,511	116,615	6,900	307,061	.26			252,767
Junk and scrap.....	10	20	19	1	24,828	40,444	25,900	267,225	.23	86,328		
Leather and leather goods (except gloves and shoes).....	4	22	20	2	22,127	48,278	45,578	278,160	.24	109,056	\$5,000	
Lumber and building materials (other than metal).....	11	179	168	11	484,023	900,430	692,142	4,508,115	3.83	3,713,237	70,851	1,908,180
Construction and building materials (other than metal and wood).....	7	73	66	7	211,095	416,747	179,109	2,785,414	2.37	2,633,676	29,872	1,379,128
Lumber and millwork.....	4	106	102	4	272,328	483,683	513,033	1,722,701	1.46	1,079,561	40,979	529,052
Machinery, equipment, and supplies (except electrical).....	11	94	81	13	171,803	291,938	227,485	882,930	.75	157,696		128,394
Metals and minerals (except petroleum and scrap).....	9	195	161	34	595,913	1,275,995	778,900	5,739,413	4.87	5,624,190		4,316,093
Coal.....	2	(x)	(x)	(x)	(x)	(x)	(x)	(x)	(x)			
Iron and steel (except scrap).....	3	140	116	26	478,101	1,032,399	684,705	4,577,045	3.89	4,576,641		3,936,149
Metals and metal work (other than iron and steel).....	4	(x)	(x)	(x)	(x)	(x)	(x)	(x)	(x)			(x)
Paper and paper products.....	7	62	56	6	157,790	273,530	244,270	1,632,241	1.39	1,443,947	39,500	
Petroleum and petroleum products.....	1	(x)	(x)	(x)	(x)	(x)	(x)	(x)	(x)			
Plumbing and heating equipment and supplies.....	11	122	97	25	370,310	653,904	482,021	4,237,236	3.60	3,209,075	45,370	2,693,290
Plumbing equipment and supplies.....	8	104	84	20	340,409	585,346	420,820	3,856,369	3.23	2,970,355		2,663,290
Heating equipment and supplies.....	3	18	13	5	29,907	68,558	61,792	380,867	.32	298,720	45,370	
Tobacco and tobacco products (except leaf).....	6	93	82	11	219,805	302,118	218,570	5,179,983	4.40	3,812,252		
All other.....	0	56	47	8	84,990	140,078	48,851	964,431	.82	554,888		809,569

PATERSON

Total.....	141	1,294	1,119	145	\$2,770,266	\$5,635,793	\$3,536,887	\$65,968,090	100.00	\$22,215,413	\$763,405	\$3,277,555
Wholesalers only.....	116	823	730	93	1,870,162	3,972,278	2,746,017	31,208,338	47.32	14,699,188	607,267	127,200
All other types.....	25	441	389	52	891,103	2,263,515	790,870	34,749,752	52.68	7,516,225	146,138	3,150,355
Automotive.....	8	67	60	7	163,003	280,478	338,063	1,575,626	2.39	97,054	430,131	
Chemicals, drugs, and allied products.....	5	34	30	4	81,293	146,625	132,814	2,070,217	3.14	1,711,430	274,726	1,315,245
Dry goods and apparel.....	9	59	44	15	130,808	297,416	463,675	3,884,388	5.89	941,392	34,498	1,573,585
Clothing and furnishings (other than millinery and footwear).....	1	(x)	(x)	(x)	(x)	(x)	(x)	(x)	(x)			
Dry goods (general line).....	4	17	15	2	30,870	51,850	109,794	517,139	.78	475,179	34,498	
Notions.....	1	(x)	(x)	(x)	(x)	(x)	(x)	(x)	(x)			
Piece goods.....	3	28	19	9	58,615	159,755	237,721	2,727,435	4.14	41,928		1,573,585
Food products (not elsewhere specified).....	52	458	432	26	905,948	1,712,661	280,271	19,034,018	28.80	9,905,557	8,000	
Confectionery and soft drinks.....	7	23	18	5	41,531	84,056	47,050	538,517	.82	79,475		
Dairy products.....	4	87	79	8	140,710	299,277	4,943	1,794,882	2.72	1,057,178	8,000	
Poultry and poultry products.....	2	(x)	(x)	(x)	(x)	(x)	(x)	(x)	(x)			
Dairy and poultry products.....	3	17	16	1	33,870	67,895	33,420	896,983	1.36	785,103		
Fish and sea foods.....	1	(x)	(x)	(x)	(x)	(x)	(x)	(x)	(x)			
Fruits and vegetables (fresh).....	25	120	113	7	263,977	502,573	100,276	5,103,808	7.74	3,400,637		
Meats and meat products.....	10	194	190	4	401,709	709,710	79,553	10,337,027	15.07	4,413,104		
Groceries and food specialties.....	17	275	233	42	628,121	1,605,304	992,366	25,795,352	39.11	2,964,089		
Groceries (general line).....	8	118	85	33	297,016	739,588	794,769	21,943,466	33.27	1,199,202		
Food and grocery specialties.....	9	157	148	9	331,105	865,716	198,037	3,851,886	5.84	1,854,887		
Hardware (general line).....	3	55	52	3	132,735	238,790	392,717	1,075,111	1.63	988,650		
Iron and steel scrap and other waste materials.....	3	16	15	1	27,400	42,224	15,722	403,115	.61	312,200		
Machinery, equipment, and supplies (except electrical).....	12	41	36	6	160,013	268,225	91,945	1,292,074	1.96	939,877		385,525
Paper and paper products.....	3	9	5	4	11,663	27,343	27,343	339,185	.51			
Plumbing and heating equipment and supplies.....	5	39	31	5	84,027	171,397	137,040	966,222	1.46	811,222		3,200
Tobacco and tobacco products (except leaf).....	3	49	42	7	99,591	157,154	192,094	2,328,504	3.53	1,970,837		
All other.....	7	43	25	18	107,090	218,304	332,577	3,731,683	5.66	773,606		
Textiles and textile materials (other than dry goods).....	5	27	12	15	77,294	170,113	307,651	3,407,656	5.17	676,741		
Miscellaneous kinds of business.....	2	16	13	3	29,826	48,691	24,929	324,027	.49	96,865		

TRENTON

Total.....	132	1,377	1,207	170	\$2,344,529	\$4,715,245	\$2,730,798	\$36,592,999	100.00	\$23,343,290	\$621,084	\$3,524,391
Wholesalers only.....	98	902	770	132	1,492,618	2,785,360	2,258,644	20,558,183	56.18	12,233,157	288,208	2,262,245
All other types.....	34	475	437	38	851,911	1,929,885	472,154	16,034,725	43.82	11,110,133	332,876	1,262,146
Automotive.....	5	90	75	15	112,419	370,063	324,261	1,333,339	3.64	495,714		644,304
Chemicals, drugs, and allied products.....	5	26	14	12	61,871	108,233	86,648	1,307,322	3.57	1,216,322		
Electrical.....	9	69	57	12	123,654	210,445	154,222	1,155,846	3.10	1,014,851	15,000	473,436
Food products (not elsewhere specified).....	29	332	307	25	519,674	961,641	250,524	10,514,421	28.73	7,662,923	108,231	
Confectionery and soft drinks.....	8	33	29	4	67,024	141,608	50,274	594,804	1.63	393,514		
Dairy products.....	1	(x)	(x)	(x)	(x)	(x)	(x)	(x)	(x)			
Dairy and poultry products.....	1	(x)	(x)	(x)	(x)	(x)	(x)	(x)	(x)			
Fish and sea foods.....	1	(x)	(x)	(x)	(x)	(x)	(x)	(x)	(x)			
Fruits and vegetables (fresh).....	12	142	129	13	200,529	365,213	82,668	3,076,822	8.41	1,089,030	780	
Meats and meat products.....	6	122	115	7	196,094	331,978	103,627	6,125,664	16.74	5,620,279	107,481	

See footnotes at end of table.

CENSUS OF DISTRIBUTION

TABLE 3.—WHOLESALE TRADE, BY KIND OF BUSINESS—Continued

[An (x) indicates that the amount must be withheld to avoid disclosure of individual operations, but it is included in the totals]

KIND OF BUSINESS (Establishments classified by major lines of merchandise)	Number of establishments	NUMBER OF EMPLOYEES (proprietors not included)			SALARIES AND WAGES	TOTAL EXPENSES (including salaries and wages)	STOCKS ON HAND, END OF YEAR (at cost)	NET SALES		CREDIT SALES	SALES TO ULTIMATE CONSUMERS (at retail)	SALES TO INDUSTRIAL CONSUMERS
		Total	Male	Female				Amount	Per cent of total			
TRENTON—Continued												
Groceries and food specialties	14	182	165	17	\$333,355	\$615,204	\$309,333	\$4,585,373	12.53	\$3,162,409	\$117,440	
Groceries (general line)	6	55	45	10	92,047	114,249	235,035	1,803,521	4.93	1,468,531	15,000	
Food and grocery specialties	8	127	120	7	241,308	500,955	74,295	2,781,852	7.60	1,693,938	102,440	
Hardware (general line)	3	35	28	7	78,213	115,003	114,743	676,052	1.85	355,000		\$340,000
Iron and steel scrap and other waste materials	7	65	60	5	123,321	182,862	131,030	1,134,940	3.10	802,231		255,770
Leather and leather goods (except gloves and shoes)	4	3	3		4,040	10,581	18,300	121,575	.38			
Machinery, equipment, and supplies (except electrical)	10	94	77	17	163,731	266,596	199,146	1,267,516	3.46	807,409		941,831
Metals and minerals (except petroleum and scrap)	3	15	14	1	23,227	57,549	114,247	595,273	1.54	342,196		114,890
Paper and paper products	6	31	24	7	48,110	109,853	103,660	670,691	1.83	176,215		
Petroleum and petroleum products	11	230	214	16	422,399	1,113,176	288,831	6,170,764	16.86	2,813,561	332,870	416,169
Plumbing and heating equipment and supplies	5	85	68	17	144,366	248,299	227,647	1,757,849	4.80	917,728		56,745
Tobacco and tobacco products (except leaf)	8	42	40	2	70,249	150,701	141,443	3,793,909	10.37	2,011,050	47,531	
All other	5	22	17	5	14,661	30,574	3,967	228,955	.63	129,833		18,166
CAMDEN												
Total	65	815	728	87	\$1,447,113	\$2,695,208	\$1,463,348	\$19,388,036	100.00	\$11,335,050	\$753,821	\$95,141
Wholesalers only	53	640	568	72	1,146,458	2,073,992	1,303,273	14,144,836	72.96	9,672,551	435,905	91,678
All other types	12	175	160	15	300,655	621,216	160,075	5,243,198	27.04	1,662,499	317,850	3,563
Automotive	4	84	30	4	56,665	122,500	117,300	591,602	3.05	324,400	1,558	
Food products (not elsewhere specified)	13	104	96	8	169,718	321,799	143,821	2,546,621	13.14	1,510,171		
Groceries and food specialties	6	155	141	14	358,396	552,621	159,532	2,948,163	15.21	2,357,013	400,000	
Lumber and building materials (other than metal)	4	83	75	8	147,630	246,307	50,555	1,470,344	7.58	1,300,388		
Paper and paper products	6	17	14	3	26,203	66,814	31,726	252,430	1.30	182,437	120	
Petroleum and petroleum products	7	115	112	3	199,584	460,141	141,737	3,361,550	17.34	930,652	317,856	3,563
Plumbing and heating equipment and supplies	7	101	82	19	220,989	445,658	315,034	2,611,993	13.47	1,565,090	17,865	88,975
Tobacco and tobacco products (except leaf)	5	75	59	16	79,356	126,264	136,335	3,354,671	17.30	1,900,705	2,947	
All other	13	131	119	12	200,669	359,014	307,305	2,250,662	11.61	1,083,315	13,775	3,563
ELIZABETH												
Total	75	665	590	75	\$1,426,163	\$2,947,340	\$5,168,021	\$51,161,037	100.00	\$43,135,139	\$154,830	\$26,878,853
Wholesalers only	65	457	404	53	1,007,428	2,045,172	5,029,945	22,555,293	44.67	18,010,237	154,820	9,565,504
All other types	10	208	186	22	418,735	902,168	188,076	28,305,744	55.33	25,124,902		20,313,349
Automotive	8	25	24	1	31,002	78,224	48,661	1,909,225	3.85	5,056	50,500	
Food products (not elsewhere specified)	16	117	113	4	204,076	392,762	171,742	6,627,415	12.95	6,007,268	68,320	
Groceries and food specialties	6	127	106	21	292,451	529,338	655,160	4,451,924	8.70	3,655,240	9,000	
Iron and steel scrap and other waste materials	15	71	69	2	189,797	279,003	202,843	988,964	1.93	623,347		563,347
Machinery, equipment, and supplies (except electrical)	4	6	6		13,900	41,002	28,874	483,590	.95	500		
Petroleum and petroleum products	3	58	56	2	107,005	355,033	37,350	2,781,227	5.44	315,235		
Plumbing and heating equipment and supplies	6	52	44	8	119,448	185,792	232,185	1,424,610	2.78	1,217,748		
All other	17	209	172	37	447,884	1,083,189	3,791,216	32,434,082	63.40	31,310,745	27,000	26,315,566
CITIES AND TOWNS OF 50,000 TO 100,000 POPULATION												
ATLANTIC CITY (pop. 66,198)	70	742	669	73	\$1,525,988	\$3,178,088	\$1,386,039	\$21,373,584	100.00	\$11,693,916	\$225,523	\$29,343
Automotive	4	19	16	3	35,409	72,122	85,469	267,923	1.26	177,000		
Electrical	4	34	28	6	44,330	102,353	62,908	654,162	3.06	882,024	3,500	
Food products (not elsewhere specified)	30	317	299	18	686,115	1,448,338	256,765	10,650,219	49.83	5,885,453	130,000	
Groceries and food specialties	10	117	103	14	311,600	557,539	327,561	3,958,101	18.52	1,644,741		
Machinery, equipment, and supplies (except electrical)	6	52	47	5	108,132	179,939	71,483	320,099	1.54	310,773		
Petroleum and petroleum products	3	47	42	5	60,670	320,426	204,417	1,914,844	8.98	977,057	91,523	99
Plumbing and heating equipment and supplies	3	43	37	6	96,845	205,742	228,564	1,000,724	4.72	691,331		29,244
Tobacco and tobacco products (except leaf)	4	38	29	9	60,118	97,043	60,243	1,479,131	6.92	1,139,825		
All other	6	75	68	7	116,689	194,580	79,629	1,110,811	5.20	154,512	500	
BAYONNE (pop. 88,979)	41	475	350	125	787,055	1,912,860	903,539	33,738,073	100.00	27,980,304	69,800	759,490
Food products (not elsewhere specified)	15	86	82	4	158,181	358,309	77,703	4,651,389	13.79	4,167,684	50,700	
Groceries and food specialties	6	143	39	104	205,286	418,454	165,979	6,083,911	18.03	6,070,847		
Petroleum and petroleum products	5	130	125	5	264,334	817,278	355,240	20,499,778	60.76	16,000,261		450,000
All other	15	116	104	12	199,254	320,729	304,617	2,503,995	7.42	1,706,712	19,200	306,490
EAST ORANGE (pop. 68,020)	18	407	381	48	788,087	1,405,563	266,609	7,725,144	100.00	5,656,468	243,735	710,548
Automotive	6	66	55	11	157,723	285,671	141,474	1,289,154	16.69	10,000	115,511	57,772
Electrical	3	35	24	11	93,601	160,805	56,586	718,306	9.30	508,712	95,975	875,627
All other	9	306	282	24	511,743	959,087	88,549	5,717,684	74.01	5,137,756	82,249	77,149

See footnotes at end of table.

CENSUS OF DISTRIBUTION

TABLE 4.—WHOLESALE TRADE, BY TYPE OF ESTABLISHMENT—Continued

(An (x) indicates that the amount must be withheld to avoid disclosure of individual operations, but it is included in the totals)

TYPE OF ESTABLISHMENT	Number of establishments	NUMBER OF EMPLOYEES (proprietors not included)			SALARIES AND WAGES	TOTAL EXPENSES (including salaries and wages)	STOCKS ON HAND, END OF YEAR (at cost)	NET SALES	CREDIT SALES (see text, p. 50)		SALES TO ULTIMATE CONSUMERS (at retail)	SALES TO INDUSTRIAL CONSUMERS	AVERAGE SALES PER ESTABLISHMENT
		Total	Male	Female					Amount	Per cent of net sales			
CITIES OF 100,000 POPULATION AND OVER—Continued													
PATERSON	141	1,264	1,119	145	\$2,770,265	\$5,635,793	\$3,536,887	\$65,968,090	\$22,215,418	33.09	\$763,405	\$3,277,555	\$407,787
Wholesalers only.....	116	823	730	93	1,879,162	3,372,278	2,746,017	31,208,338	14,699,188	47.10	607,267	127,200	260,037
Service wholesalers: Wholesale merchants 8.....	106	780	699	87	1,737,080	3,128,072	2,662,266	30,146,505	14,035,918	46.56	599,267	3,200	284,400
Limited function wholesalers 9.....	2	(x)	(x)	-----	(x)	(x)	(x)	(x)	(x)	(x)	(x)	-----	-----
Supply and machinery distributors.....	8	(x)	(x)	(x)	(x)	(x)	(x)	(x)	(x)	(x)	-----	(x)	-----
Bulk tank stations.....	2	(x)	(x)	(x)	(x)	(x)	(x)	(x)	(x)	(x)	-----	-----	-----
Chain-store warehouses.....	1	(x)	(x)	(x)	(x)	(x)	(x)	(x)	(x)	(x)	-----	-----	-----
Manufacturers' sales branches.....	16	306	283	23	608,073	1,450,930	334,607	13,186,876	7,221,534	54.76	140,138	2,888,830	824,179
Agents and brokers 10.....	6	26	21	4	55,043	86,254	42,060	807,270	204,691	36.50	-----	261,625	134,545
Manufacturers' agents.....	16	16	14	2	26,145	57,506	28,110	282,234	25,072	8.88	-----	-----	94,078
TRENTON	132	1,877	1,207	170	2,344,529	4,715,245	2,730,798	36,592,908	23,343,290	63.79	621,084	3,524,391	277,219
Wholesalers only.....	98	902	770	132	1,492,618	2,785,366	2,258,644	20,558,183	12,233,157	59.51	288,208	2,292,246	209,777
Service wholesalers: Wholesale merchants 11.....	92	809	687	122	1,331,469	2,569,656	2,106,404	18,795,667	11,246,449	59.84	176,762	1,884,585	204,300
Limited function wholesalers 12.....	3	37	34	3	82,772	142,371	20,656	1,200,354	676,308	56.34	101,446	-----	400,118
Supply and machinery distributors.....	3	56	49	7	78,377	133,933	131,500	592,162	310,406	55.22	-----	497,660	187,337
Bulk tank stations.....	10	223	208	15	409,017	1,066,346	288,831	6,085,204	2,813,561	46.24	332,876	416,100	608,526
Manufacturers' sales branches.....	15	214	200	14	393,884	690,056	165,166	8,534,771	7,535,624	88.20	-----	-----	668,054
Agents and brokers 13.....	9	38	29	9	79,016	142,883	18,223	1,414,600	760,948	53.79	-----	816,046	157,187
Manufacturers' agents.....	6	28	21	7	60,673	108,767	18,223	1,098,678	710,945	64.71	-----	816,046	183,113
CAMDEN	65	815	728	87	1,447,113	2,695,298	1,463,343	19,388,036	11,335,050	58.40	768,821	95,141	288,277
Wholesalers only.....	53	640	568	72	1,146,458	2,073,992	1,303,273	14,144,838	9,672,551	68.38	435,967	91,671	260,883
Service wholesalers: Wholesale merchants.....	46	490	438	52	842,843	1,626,831	1,215,831	10,931,934	7,890,631	72.13	35,967	91,571	223,100
Limited function wholesalers 14.....	4	144	136	8	303,616	447,161	87,442	3,212,904	1,781,929	55.46	400,606	-----	803,220
Bulk tank stations.....	6	114	111	3	189,084	456,762	141,437	3,346,650	930,655	27.81	317,856	3,563	557,776
Manufacturers' sales branches.....	6	61	49	12	111,571	165,464	18,638	1,866,548	731,847	38.56	-----	-----	316,091
ELIZABETH	75	695	600	75	1,426,163	2,947,340	5,168,021	51,161,037	43,135,139	84.31	154,820	26,878,859	682,147
Wholesalers only.....	63	457	404	53	1,007,428	2,045,179	5,629,945	22,855,268	18,010,287	78.86	154,820	9,565,504	351,610
Service wholesalers: Wholesale merchants.....	62	441	389	52	970,408	1,978,986	5,607,626	22,132,525	17,815,116	80.46	117,620	9,565,504	350,970
Wagon distributors.....	2	(x)	(x)	(x)	(x)	(x)	(x)	(x)	(x)	(x)	(x)	-----	(x)
Supply and machinery distributors.....	1	(x)	(x)	(x)	(x)	(x)	(x)	(x)	(x)	(x)	-----	-----	(x)
Bulk tank stations.....	2	(x)	(x)	(x)	(x)	(x)	(x)	(x)	(x)	(x)	-----	-----	(x)
Manufacturers' sales branches.....	7	155	135	20	318,736	579,142	102,048	25,636,112	24,869,067	96.77	-----	20,313,349	3,662,304
Manufacturers' agents.....	1	(x)	(x)	(x)	(x)	(x)	(x)	(x)	(x)	(x)	-----	-----	(x)

CITIES OF 50,000 TO 100,000 POPULATION

ATLANTIC CITY	70	742	669	73	\$1,525,968	\$3,178,088	\$1,386,039	\$21,373,534	\$11,062,916	54.57	\$225,523	\$20,343	-----
Wholesalers only.....	54	539	479	60	1,133,838	2,103,668	1,070,987	13,542,479	8,298,636	61.28	134,000	20,244	-----
All other types.....	16	203	190	13	392,130	1,074,420	315,052	7,831,055	3,365,280	42.97	91,523	99	-----
BAYONNE	41	475	350	125	787,055	1,912,800	903,539	33,736,073	27,980,304	82.88	69,900	750,490	-----
Wholesalers only.....	30	160	131	29	250,419	558,474	260,757	4,216,666	3,047,753	72.28	69,900	84,016	-----
All other types.....	11	315	219	96	536,636	1,354,326	642,782	29,519,408	24,912,551	84.39	-----	675,474	-----
EAST ORANGE	18	407	361	46	763,067	1,405,563	266,609	7,725,144	5,656,468	73.22	243,735	710,548	-----
Wholesalers only.....	11	85	67	18	199,570	350,449	203,039	1,622,262	158,697	10.43	147,760	57,772	-----
All other types.....	7	322	294	28	563,497	1,055,114	58,570	6,202,882	5,497,771	88.63	95,975	652,776	-----
HOBOKEN	59	774	692	82	1,590,987	3,113,694	1,758,734	20,710,274	12,905,887	62.31	647,501	575,314	-----
Wholesalers only.....	47	404	372	32	922,846	1,505,918	1,050,567	12,530,476	9,052,175	72.24	635,501	375,679	-----
All other types.....	12	370	320	50	668,142	1,607,776	708,177	8,179,799	3,853,212	47.11	12,000	199,635	-----

See footnotes at end of table.

WHOLESALE DISTRIBUTION—NEW JERSEY: 1929

949

TABLE 4.—WHOLESALE TRADE, BY TYPE OF ESTABLISHMENT—Continued

[An (x) indicates that the amount must be withheld to avoid disclosure of individual operations, but it is included in the totals]

TYPE OF ESTABLISHMENT	Number of establishments	NUMBER OF EMPLOYEES (proprietors not included)			SALARIES AND WAGES	TOTAL EXPENSES (including salaries and wages)	STOCKS ON HAND, END OF YEAR (at cost)	NET SALES	CREDIT SALES (see text, p. 50)		SALES TO ULTIMATE CONSUMERS (at retail)	SALES TO INDUSTRIAL CONSUMERS	AVERAGE SALES PER ESTABLISHMENT
		Total	Male	Female					Amount	Per cent of net sales			
CITIES OF 50,000 TO 100,000 POPULATION—Continued													
IRVINGTON.....	18	130	118	12	\$289,910	\$517,371	\$185,440	\$3,138,740	\$2,368,893			\$66,663	
Wholesalers only.....	17	112	100	12	253,211	433,323	179,174	2,951,707	2,368,893			60,128	
All other types.....	1	18	18		36,699	84,048	6,266	187,033				6,535	
PASSAIC.....	37	554	477	77	1,240,317	2,334,499	1,438,464	17,810,750	8,092,270	45.43	\$159,000	1,090,560	
Wholesalers only.....	29	229	191	38	549,905	1,138,755	900,288	7,087,206	4,980,461	70.27	150,000	990,560	
All other types.....	8	325	286	39	690,412	1,195,744	538,176	10,723,544	3,111,819	29.02		100,000	
UNION CITY.....	40	457	318	139	977,946	2,109,914	684,161	8,581,090	4,976,357	57.99	116,214	72,238	
Wholesalers only.....	37	290	251	39	589,209	1,445,231	448,041	6,801,741	3,794,783	55.79	116,214	72,238	
All other types.....	3	167	67	103	388,737	664,683	236,120	1,779,349	1,181,574	66.40			

CITIES AND TOWNS OF 20,000 TO 50,000 POPULATION

BELLEVILLE TOWN ¹⁴	4	25	22	3	\$127,175	\$171,127	\$53,692	\$1,462,139	\$1,310,902		\$18,000	\$1,301,902
BLOOMFIELD TOWN ¹⁵	11	41	33	8	95,809	108,572	126,746	1,207,027	998,412		5,200	42,228
CLIFTON.....	10	74	67	7	185,188	423,441	170,151	1,702,539	397,927	23.37		
Wholesalers only.....	3	12	10	2	25,700	65,123	33,748	301,623				
All other types.....	7	62	57	5	159,488	358,318	86,403	1,400,916	397,927	28.40		
GARFIELD ¹⁵	4	49	40		68,797	157,737	30,500	1,010,234	100,407	9.94		
HACKENSACK.....	19	114	100	9	224,159	530,454	233,135	4,497,083	1,780,492	39.59	205,220	
Wholesalers only.....	13	68	51	7	100,061	196,954	175,738	1,823,437	408,570	30.87	205,220	
All other types.....	6	56	55	1	118,098	333,500	57,397	3,173,646	1,371,918	43.23		
KEARNY TOWN.....	12	216	165	51	634,506	1,406,740	656,884	14,344,638	10,941,482			1,622,963
Wholesalers only.....	4	53	50	3	183,738	285,925	17,307	1,834,891	554,150			
All other types.....	8	163	115	48	450,828	1,120,824	639,487	12,509,747	10,387,332			1,622,963
LINDEN ¹³	11	75	65	10	176,818	364,267	230,822	2,140,029	1,058,619	77.50		
MONTECLAIR TOWN ¹⁵	8	26	22	4	40,786	110,414	85,104	751,088	303,194		90,404	334,342
NEW BRUNSWICK.....	38	331	292	42	588,603	1,157,199	821,688	12,400,496	8,901,898	71.79	117,140	352,938
Wholesalers only.....	28	184	162	22	346,118	619,880	638,619	5,827,464	3,947,948	67.75	67,065	104,892
All other types.....	10	150	130	20	242,485	537,319	183,069	6,573,032	4,953,950	75.37	50,075	248,076
NUTLEY TOWN.....	2	(x)	(x)		(x)	(x)	(x)	(x)	(x)			(x)
ORANGE ¹⁵	20	115	106	9	213,790	822,964	192,142	5,208,459	457,675	8.79		65,000
PERTH AMBOY.....	50	544	484	60	1,204,033	2,611,894	1,355,424	16,092,739	8,406,519	49.47	290,479	2,118,954
Wholesalers only.....	45	473	415	58	1,078,213	2,228,852	1,278,199	14,057,137	8,230,398	58.01	290,479	2,118,954
All other types.....	5	71	69	2	125,820	383,042	80,225	2,035,602	167,121	5.69		
PLAINFIELD.....	21	135	121	14	265,324	490,130	280,341	5,481,378	2,657,269	48.48		10,747
Wholesalers only.....	15	67	55	12	128,166	193,411	137,235	2,170,956	884,399	40.74		10,747
All other types.....	6	68	66	2	139,158	296,728	143,106	3,310,422	1,772,870	53.55		
WEST NEW YORK TOWN.....	14	69	62	7	74,854	177,965	175,920	1,622,122	790,506		62,991	
Wholesalers only.....	14	69	62	7	74,854	177,965	175,920	1,622,122	790,506		62,991	
WEST ORANGE TOWN ¹⁵	8	98	90	8	175,125	414,457	190,083	2,858,585	713,629		10,000	

¹ Includes 1 cooperative buying association.

² Assemblers and country buyers not shown for cities but are included in "All other."

³ Includes 2 importers.

⁴ Includes 2 cash and carry wholesalers, 1 drop shipper, 1 wagon distributor, and 1 warehouse (distributing).

⁵ Includes 1 importer.

⁶ Includes 1 drop shipper, 2 wagon distributors, and 1 warehouse (distributing).

⁷ Includes 1 auction company, 1 broker, 2 manufacturers agents, and 2 selling agents.

⁸ Includes 1 importer.

⁹ Includes 1 cash and carry wholesaler and 1 wagon distributor.

¹⁰ Includes 1 commission merchant and 2 selling agents.

¹¹ Includes 1 importer.

¹² Includes 2 cash and carry wholesalers, and 1 wagon distributor.

¹³ Includes 1 broker, 1 commission merchant, and 1 selling agent.

¹⁴ Includes 3 cash and carry wholesalers and 1 wagon distributor.

¹⁵ Segregation of establishments into "wholesalers only" and "all other types" impossible on account of disclosure of individual operations.

CENSUS OF DISTRIBUTION

TABLE 5.—NUMBER OF ESTABLISHMENTS, BY TYPE AND KIND OF BUSINESS

KIND OF BUSINESS (Establishments classified by major lines of merchandise)	Number of establishments	Wholesale merchants, including jobbers	Manufacturers' sales branches	Commission merchants	Manufacturers' agents	Selling agents	Assemblers and country buyers	All other ¹	KIND OF BUSINESS (Establishments classified by major lines of merchandise)	Number of establishments	Wholesale merchants, including jobbers	Manufacturers' sales branches	Commission merchants	Manufacturers' agents	Selling agents	Assemblers and country buyers	All other ¹
The State.....	2,344	1,654	261	26	46	21	70	267									
Amusement and sporting goods.....	10	7	2		1				Hardware.....	33	30	2		1			
Automotive.....	122	106	9		4	3			Hardware (general line).....	22	22						
Automobiles and other motor vehicles.....	19	19							Hardware (specialty).....	11	8	2		1			
Automotive equipment.....	56	53	1			2			Iron and steel scrap and other waste materials.....	137	137						
Automobile parts (new and used).....	20	22	3		4				Iron and steel scrap.....	20	20						
Tires and tubes.....	18	12	5		1				Junk and scrap.....	109	109						
Chemicals, drugs, and allied products.....	58	42	10		3	2		1	Waste rubber, rags, and paper.....	8	8						
Chemicals.....	22	11	6		3	2			Jewelry and optical goods.....	14	13	1					
Drugs and drug sundries (general line).....	10	9	1						Jewelry.....	12	12						
Drugs and drug sundries (specialty).....	6	6							Optical goods.....	2	1	1					
Paints, varnishes, lacquers, and enamels.....	18	15	3						Leather and leather goods (except gloves and shoes).....	43	41	1					1
Toilet articles and preparations.....	2	1							Leather and leather goods (general line).....	1	1						
Leather and leather goods (general line).....	11	10	1						Leather and leather belting.....	11	10	1					
Leather and leather goods (specialty).....	3	2							Luggage and leather goods.....	3	2						
Luggage and leather goods.....	3	2							Shoe findings and cut stock.....	28	28						
Shoe findings and cut stock.....	28	28							Lumber and building materials (other than metal).....	80	61	9	2	6	2		7
Lumber and building materials (other than metal).....	80	61	9	2	6	2		7	Construction and building materials (other than metal and wood).....	56	30	9	1	4	1		5
Construction and building materials (other than metal and wood).....	56	30	9	1	4	1		5	Lumber and millwork.....	30	25	1	1	1			2
Lumber and millwork.....	30	25	1	1	1			2	Machinery equipment and supplies (except electrical).....	152	104	20		12	4		3
Machinery equipment and supplies (except electrical).....	152	104	20		12	4		3	Commercial equipment and supplies.....	25	14	9		2			
Commercial equipment and supplies.....	25	14	9		2				Construction equipment and supplies.....	12	10	2					
Construction equipment and supplies.....	12	10	2						Farm machinery and equipment.....	1	1						
Farm machinery and equipment.....	1	1							Manufacturing, mining, and drilling machinery, equipment and supplies.....	78	52	12		8	4		2
Manufacturing, mining, and drilling machinery, equipment and supplies.....	78	52	12		8	4		2	Professional equipment and supplies.....	9	8			1			
Professional equipment and supplies.....	9	8			1				Service equipment and supplies.....	20	18	6		1			1
Service equipment and supplies.....	20	18	6		1			1	Transportation equipment and supplies.....	1	1						
Transportation equipment and supplies.....	1	1							Metals and minerals (except petroleum and scrap).....	59	40	11		4	3		1
Metals and minerals (except petroleum and scrap).....	59	40	11		4	3		1	Coal.....	18	16			2			1
Coal.....	18	16			2			1	Iron and steel (except scrap).....	19	14	2		2	1		
Iron and steel (except scrap).....	19	14	2		2	1			Metals and metal work (except iron and steel).....	22	11	9		2			
Metals and metal work (except iron and steel).....	22	11	9		2				Paper and paper products.....	70	66	3					1
Paper and paper products.....	70	66	3					1	Paper and paper products (general line).....	37	37						
Paper and paper products (general line).....	37	37							Paper and paper products (specialty, other than specified).....	13	12	1					
Paper and paper products (specialty, other than specified).....	13	12	1						Stationery and stationery supplies.....	13	11	2					
Stationery and stationery supplies.....	13	11	2						Wallpaper.....	7	6						1
Wallpaper.....	7	6						1	Petroleum and petroleum products.....	214	25	1	1				187
Petroleum and petroleum products.....	214	25	1	1				187	Plumbing and heating equipment and supplies.....	123	100	16	1	3	2		1
Plumbing and heating equipment and supplies.....	123	100	16	1	3	2		1	Plumbing equipment and supplies.....	102	91	10	1	1			1
Plumbing equipment and supplies.....	102	91	10	1	1			1	Heating equipment and supplies.....	21	9	6	1	2	2		1
Heating equipment and supplies.....	21	9	6	1	2	2		1	Tobacco and tobacco products (except leaf).....	79	64	4	2				9
Tobacco and tobacco products (except leaf).....	79	64	4	2				9	All other.....	66	50	6		3	2		6
All other.....	66	50	6		3	2		6	Books, periodicals, and newspapers.....	13	9	3					1
Books, periodicals, and newspapers.....	13	9	3					1	Oils and grosses (animal and vegetable).....	4	2	1			1		
Oils and grosses (animal and vegetable).....	4	2	1			1			Rubber goods (general line).....	1	1						
Rubber goods (general line).....	1	1							Textiles and textile materials (other than dry goods).....	12	10			1			1
Textiles and textile materials (other than dry goods).....	12	10			1			1	Miscellaneous kinds of business.....	36	28	2		2	1		3
Miscellaneous kinds of business.....	36	28	2		2	1		3									

¹ Includes "Supply and machinery distributors."
² The 267 "All other types" consist of the following:

Auction companies.....	4	Chain store warehouses.....	10	Importers—Continued.....	
Dry goods (general line).....	1	Fruits and vegetables (fresh).....	1	Wall paper.....	1
Horses and mules.....	1	Meats and meat products.....	4	Textiles and textile materials (other than dry goods).....	1
Livestock (other than horses and mules).....	1	Furniture.....	1	Miscellaneous kinds of business.....	2
General merchandise.....	1	Groceries (general line).....	3	Mail order wholesalers.....	1
Brokers.....	8	Tobacco and tobacco products (except leaf).....	1	General merchandise.....	1
Farm supplies (except feed and fertilizer).....	1	Distributing warehouses.....	2	Wagon distributors.....	17
Fruits and vegetables (fresh).....	1	Heating equipment and supplies.....	1	Confectionery and soft drinks.....	1
General merchandise.....	1	Miscellaneous kinds of business.....	1	Diary products.....	3
Food and grocery specialties.....	2	District and general sales offices.....	2	Diary and poultry products.....	1
Construction and building materials (other than metal and wood).....	1	Toilet articles and preparations.....	1	Fruits and vegetables (fresh).....	4
Lumber and millwork.....	1	Food and grocery specialties.....	1	Meats and meat products.....	1
Manufacturing, mining, and drilling machinery, equipment, and supplies.....	1	Drop shippers.....	1	Food and grocery specialties.....	6
Bulk tank stations.....	187	Lumber and millwork.....	1	Books, periodicals, and newspapers.....	1
Petroleum and petroleum products.....	187	Importers.....	13	Wholesaling manufacturers.....	9
Cash and carry wholesalers.....	13	Notions.....	1	Fertilizer and fertilizer materials.....	1
Fruits and vegetables (fresh).....	2	Electrical equipment (including appliances).....	1	Confectionery and soft drinks.....	1
Groceries (general line).....	2	Other forest products.....	1	Meats and meat products.....	1
Coal.....	1	House furnishings.....	2	Food and grocery specialties.....	1
Tobacco and tobacco products (except leaf).....	8	Groceries (general line).....	2	Construction and building materials (other than metal and wood).....	4
		Luggage and leather goods.....	1	Service equipment and supplies.....	1
		Manufacturing, mining, and drilling machinery, equipment, and supplies.....	1		

TABLES 6, 7.—NET SALES AND TOTAL EXPENSES, BY TYPE OF ESTABLISHMENT AND KIND OF BUSINESS

(Tables 6 and 7 consolidated and abbreviated in this State to avoid disclosures of individual operations)

[An (x) indicates that the amount must be withheld to avoid disclosure of individual operations, but it is included in the totals]

[Net sales and expenses expressed in thousands of dollars]

KIND OF BUSINESS (Establishments classified by major lines of merchandise)	NET SALES						TOTAL EXPENSES					
	Total	Wholesale merchants, including jobbers ¹	Manufacturers' sales branches	Agents and brokers	Assemblers and country agents	All other ²	Total	Wholesale merchants, including jobbers ¹	Manufacturers' sales branches	Agents and brokers	Assemblers and country buyers	All other ³
The State.....	\$1,008,881	\$475,984	\$273,716	\$20,312	\$10,631	\$222,238	\$113,023	\$61,774	\$25,177	\$2,203	\$1,143	\$22,721
Amusement and sporting goods.....	1,003	766	(x)	(x)			298	166	(x)	(x)		
Automotive.....	47,883	38,600	7,878	630			7,386	6,409	835	142		
Chemicals, drugs, and allied products.....	37,871	17,225	13,139	1,320		1,181	5,200	2,917	1,595	138		550
Dry goods and apparel.....	11,940	4,427	7,263	152		104	1,391	496	865	11		19
Electrical.....	65,016	35,090	28,610	965		351	5,074	4,380	1,433	93		68
Farm products (not elsewhere specified).....	2,470	1,176	(x)	981	313		425	260		121	44	
Farm supplies (except machinery and equipment).....	10,109	5,915	(x)	(x)	743	2,263	1,632	547	(x)	(x)	140	773
Food products (not elsewhere specified).....	263,240	110,833	102,589	12,637	9,575	17,606	22,499	12,012	7,247	483	964	893
Forest products (except lumber).....	696	194	483			19	106	42		59		5
Furniture and house furnishings.....	14,018	8,155	4,461	(x)		(x)	2,025	1,496	919	(x)		(x)
General merchandise.....	13,352	(x)	(x)	(x)		13,220	3,031	(x)		(x)		3,015
Groceries and food specialties.....	176,783	77,142	35,872	(x)		(x)	16,855	6,374	7,893	(x)		(x)
Hardware.....	8,058	6,587	(x)	(x)			1,420	1,263	(x)	(x)		
Iron and steel scrap and other waste materials.....	10,774	10,774					1,890	1,890				
Jewelry and optical goods.....	1,121	(x)	(x)				260	(x)				
Leather and leather goods (except gloves and shoes).....	12,194	11,972	(x)			(x)	927	864	(x)			(x)
Lumber and building materials (other than metal).....	30,886	21,793	4,694	3,190		1,200	5,104	3,999	638	310		167
Machinery, equipment, and supplies (except electrical).....	20,104	12,640	6,058	1,239		167	4,596	3,390	1,030	167		19
Metals and minerals (except petroleum and scrap).....	58,864	25,954	31,712	951		187	3,717	2,865	654	114		84
Paper and paper products.....	12,474	9,222	3,179			73	2,010	1,780	209			27
Petroleum and petroleum products.....	120,685	3,948	(x)	(x)		115,922	14,877	763	(x)	(x)		13,092
Plumbing and heating equipment and supplies.....	38,507	29,087	8,602	552		266	5,903	4,622	1,118	136		27
Tobacco and tobacco products (except leaf).....	45,826	33,499	8,646	(x)		(x)	2,715	2,445	135	(x)		(x)
All other.....	14,081	9,481	1,821	970		1,800	2,170	1,076	103	220		171

¹ Includes "Supply and machinery distributors."

² Includes net sales amounting to \$2,977,000 for importers, \$4,033,000 for cash-and-carry wholesalers, \$4,589,000 for wagon distributors, \$115,922,000 for bulk tank stations, \$73,360,000 for chain-store warehouses, \$3,975,000 for wholesaling manufacturers, and \$17,402,000 for drop shippers, mail-order wholesalers, distributing warehouses, and district and general sales offices, which are not shown separately, by kind of business, in order to avoid disclosure of individual operations.

³ Includes total expenses amounting to \$403,000 for importers, \$254,000 for cash-and-carry wholesalers, \$825,000 for wagon distributors, \$13,992,000 for bulk tank stations, \$2,122,000 for chain-store warehouses, \$1,133,000 for wholesaling manufacturers, and \$3,997,000 for drop shippers, mail-order wholesalers, distributing warehouses, and district and general sales offices, which are not shown separately, by kind of business, in order to avoid disclosure of individual operations.

TABLE 8.—SUMMARY OF WHOLESALE TRADE, BY CHARACTER OF ORGANIZATION

CHARACTER OF ORGANIZATION	Number of establishments	NUMBER OF EMPLOYEES (proprietors not included)			Salaries and wages	TOTAL EXPENSES (including salaries and wages)	NET SALES	
		Total	Male	Female			Amount	Per cent of total
The State.....	2,344	27,598	23,764	3,832	\$55,090,876	\$113,022,635	\$1,008,881,361	100.00
Individuals.....	764	2,678	2,300	318	4,345,431	8,882,097	80,051,055	7.93
Partnerships.....	283	1,008	1,715	263	3,005,898	5,972,823	58,888,108	5.84
Corporations.....	1,288	22,722	19,499	3,223	47,919,557	97,473,667	860,967,536	86.34
Cooperative branches.....	6	215	179	36	401,432	656,789	8,560,379	.85
All other.....	3	13	11	2	18,598	37,259	354,283	.04

CENSUS OF DISTRIBUTION

TABLE 9.—WHOLESALE TRADE, BY THE NUMBER OF MARKETING UNITS, AND KIND OF BUSINESS

[An (x) indicates that the amount must be withheld to avoid disclosure of individual operations, but it is included in the totals]

[Net sales and expenses expressed in thousands of dollars]

KIND OF BUSINESS (Establishments classified by major lines of merchandise)	TOTAL			SINGLE-UNIT ESTABLISHMENTS			2 UNITS			3 TO 5 UNITS			
	Number of establishments	Net sales	Total expenses, (including salaries and wages)	Number of establishments	Net sales		Total ex-penses	Number of establishments	Net sales	Total ex-penses	Number of establishments	Net sales	Total ex-penses
					Amount	Per cent of total							
The State.....	2,344	\$1,008,881	\$119,023	1,627	\$583,426	39.00	\$49,601	114	\$69,931	\$7,488	120	\$37,709	\$7,063
Amusement and sporting goods.....	10	1,003	298	8	813	42.72	170	17	10,909	1,477	1	(x)	(x)
Automotive.....	122	47,383	7,386	81	24,447	61.60	4,226	17	10,909	1,477	17	3,731	832
Chemicals, drugs, and allied products.....	58	37,871	5,200	37	11,180	29.52	1,950	9	4,022	571	3	2,564	716
Dry goods and apparel.....	43	11,046	1,391	39	7,346	61.49	686	1	(x)	(x)	2	(x)	(x)
Electrical.....	81	65,016	5,074	48	18,155	27.92	2,919	7	1,477	266	0	1,504	366
Farm products (not elsewhere specified).....	44	2,470	425	42	2,291	92.75	306	1	(x)	(x)			
Farm supplies (except machinery and equipment).....	24	10,109	1,632	14	4,193	41.48	342				6	1,307	273
Food products (not elsewhere specified).....	630	253,240	22,499	522	124,211	49.05	13,267	18	12,371	1,335	23	11,672	635
Forest products (except lumber).....	14	696	106	13	(x)	(x)	(x)				1	(x)	(x)
Furniture and house furnishings.....	29	14,618	2,625	18	5,078	34.74	892	6	2,700	376	1	(x)	(x)
General merchandise.....	5	13,352	3,031	4	(x)	(x)	(x)						
Groceries and food specialties.....	208	176,763	16,855	131	80,476	45.53	6,125	5	(x)	(x)	7	7,507	1,042
Hardware.....	33	8,058	1,426	29	6,390	79.30	1,120	3	(x)	(x)			
Iron and steel scrap and other waste materials.....	137	10,774	1,890	135	10,737	99.66	1,875	1	(x)	(x)			
Jewelry and optical goods.....	14	1,121	260	13	(x)	(x)	(x)						
Leather and leather goods (except gloves and shoes).....	43	12,194	927	41	(x)	(x)	(x)						
Lumber and building materials (other than metal).....	86	30,886	5,104	62	16,736	54.19	3,300	7	4,253	483	11	6,437	984
Machinery, equipment, and supplies (except electrical).....	152	20,104	4,596	94	10,181	50.64	2,455	10	1,200	257	16	3,821	834
Metals and minerals (except petroleum and scrap).....	59	58,804	3,717	38	8,130	13.83	1,460	1	(x)	(x)	8	21,744	472
Paper and paper products.....	70	12,474	2,016	60	7,162	57.42	1,282	1	(x)	(x)	5	1,770	342
Petroleum and petroleum products.....	214	120,685	14,877	25	3,799	3.15	495	4	13,727	337			
Plumbing and heating equipment and supplies.....	123	38,507	5,003	74	18,149	47.13	2,906	15	4,820	708	0	3,600	478
Tobacco and tobacco products (except leaf).....	79	45,826	2,715	57	19,715	43.02	1,675	7	3,528	106			
All other.....	66	14,081	2,170	42	9,343	66.35	1,362	1	(x)	(x)	1	(x)	(x)

KIND OF BUSINESS (Establishments classified by major lines of merchandise)	6 TO 25 UNITS			26 TO 100 UNITS			OVER 100 UNITS			MORE THAN 1 BUT UNKNOWN		
	Number of establishments	Net sales	Total ex-penses	Number of establishments	Net sales	Total ex-penses	Number of establishments	Net sales	Total ex-penses	Number of establishments	Net sales	Total ex-penses
The State.....	127	\$130,220	\$17,106	90	\$151,467	\$12,724	246	\$191,000	\$17,802	20	\$5,128	\$699
Amusement and sporting goods.....												
Automotive.....	1	(x)	(x)	1	(x)	(x)						
Chemicals, drugs, and allied products.....	5	3,742	235	4	16,363	1,728	1	(x)	(x)			
Dry goods and apparel.....	1	(x)	(x)									
Electrical.....	11	12,056	1,077	6	31,164	1,406						
Farm products (not elsewhere specified).....										1	(x)	(x)
Farm supplies (except machinery and equipment).....	2	(x)	(x)							2	(x)	(x)
Food products (not elsewhere specified).....	13	7,135	2,100	2	(x)	(x)	48	93,619	4,648	4	(x)	(x)
Forest products (except lumber).....												
Furniture and house furnishings.....	3	6,532	1,306	1	(x)	(x)						
General merchandise.....	1	(x)	(x)									
Groceries and food specialties.....	11	16,259	2,553	15	59,796	4,198	38	9,635	2,448	1	(x)	(x)
Hardware.....	1	(x)	(x)									
Iron and steel scrap and other waste materials.....										1	(x)	(x)
Jewelry and optical goods.....												
Leather and leather goods (except gloves and shoes).....	2	(x)	(x)									
Lumber and building materials (other than metal).....	3	3,331	301	2	(x)	(x)						
Machinery, equipment, and supplies (except electrical).....	18	3,581	669	9	1,211	341	4	(x)	(x)	1	(x)	(x)
Metals and minerals (except petroleum and scrap).....	9	26,993	1,655	2	(x)	(x)				1	(x)	(x)
Paper and paper products.....	3	400	195	1	(x)	(x)						
Petroleum and petroleum products.....	2	(x)	(x)	35	29,315	3,747	145	71,698	9,864	3	(x)	(x)
Plumbing and heating equipment and supplies.....	17	5,738	932	2	(x)	(x)	5	2,720	420	1	(x)	(x)
Tobacco and tobacco products (except leaf).....	11	14,092	747				3	(x)	(x)	1	(x)	(x)
All other.....	13	1,704	415	5	787	162	1	(x)	(x)	3	342	155

CENSUS OF DISTRIBUTION

TABLE 10.—EMPLOYEES ENGAGED IN WHOLESALE TRADE, BY KIND OF BUSINESS—Continued

[An (x) indicates that the amount must be withheld to avoid disclosure of individual operations, but it is included in the totals]

KIND OF BUSINESS (Establishments classified by major lines of merchandise)	Number of estab- lish- ments	Number of prop- rietors and firm mem- bers	TOTAL PAID EMPLOYEES ¹ (proprietors not included)			SALESMEN ²		EXECUTIVES ²		ALL OTHER EM- PLOYEES		TOTAL EMPLOYEES ON SPECIFIED DATES				
			Number of em- ployees			Salaries and wages	Num- ber	Salaries	Num- ber	Salaries	Num- ber	Salaries	Apr. 15	July 15	Oct. 15	Dec. 15
			Total	Male	Fe- male											
Lumber and building materials (other than metal).....	86	22	1,274	1,137	137	\$2,847,383	149	\$435,311	64	\$473,986	1,061	\$1,938,086	1,217	1,278	1,262	1,229
Construction and building materials (other than metal and wood).....	56	13	789	702	87	1,782,398	109	302,154	32	276,121	648	1,204,123	754	812	778	763
Lumber and millwork.....	30	9	486	436	50	1,084,956	40	133,167	32	197,866	413	783,903	463	466	477	470
Machinery, equipment, and supplies (except electrical).....	152	65	1,196	956	240	2,681,696	281	741,356	53	328,254	862	1,612,086	1,096	1,148	1,160	1,138
Commercial equipment and supplies.....	26	13	224	175	49	480,674	109	231,343	2	37,085	113	212,246	210	206	217	213
Construction equipment and supplies.....	12	3	74	69	5	172,806	11	30,424	3	21,200	60	121,272	71	75	75	71
Farm machinery and equipment.....	1		(x)	(x)		(x)	(x)	(x)		(x)		(x)	(x)	(x)	(x)	(x)
Manufacturing, mining, and drilling machinery equipment, and supplies.....	78	32	571	480	91	1,266,972	81	261,239	38	198,688	452	806,046	502	534	547	548
Professional equipment and supplies.....	9	4	128	76	52	314,283	20	60,000	5	49,926	103	204,367	117	143	133	110
Service equipment and supplies.....	26	13	166	129	37	316,001	57	147,690	5	21,355	104	147,066	171	162	158	158
Transportation equipment and supplies.....	1		(x)	(x)		(x)				(x)	(x)	(x)	(x)	(x)	(x)	(x)
Metals and minerals (except petroleum and scrap).....	59	26	871	762	109	2,005,176	201	620,264	44	373,404	626	1,011,418	781	794	842	816
Coal.....	18	8	210	194	16	295,954	31	30,957	6	21,740	173	248,257	164	165	183	174
Iron and steel (except scrap).....	19	12	440	398	42	1,168,140	57	309,852	25	270,419	358	587,869	399	412	440	420
Metals and minerals (other than iron and steel).....	22	6	221	170	51	541,082	113	288,455	13	72,335	95	180,292	218	217	219	222
Paper and paper products.....	70	32	486	396	90	1,064,800	138	407,407	43	168,575	305	488,878	477	479	479	481
Paper and paper products (general line).....	37	15	281	231	50	575,367	69	206,383	24	80,516	188	288,469	276	277	274	278
Paper and paper products (specialty, other than specified).....	13	5	88	68	20	236,439	28	90,501	12	71,140	48	74,798	87	88	88	88
Stationery and stationery supplies.....	13	9	52	43	9	124,469	22	76,170	1	4,420	29	43,879	50	51	51	51
Wall paper.....	7	3	65	54	11	128,685	19	34,353	6	12,500	40	81,732	65	63	66	64
Petroleum and petroleum products.....	214	16	2,741	2,617	124	5,036,353	410	1,065,186	41	166,693	2,200	3,814,475	2,652	2,693	2,760	2,765
Plumbing and heating equipment and supplies.....	123	27	1,302	1,095	207	3,121,138	284	867,717	81	574,999	937	1,678,422	1,298	1,200	1,301	1,289
Plumbing equipment and supplies.....	102	24	1,182	994	188	2,806,556	245	769,429	70	510,158	867	1,526,969	1,176	1,180	1,176	1,171
Heating equipment and supplies.....	21	3	120	101	19	314,682	39	98,288	11	64,841	70	161,463	122	119	125	118
Tobacco and tobacco products (except leaf).....	79	48	799	680	119	1,510,690	307	707,507	30	194,690	462	608,493	755	760	767	780
All other.....	66	29	723	594	129	1,286,099	87	195,635	36	185,637	620	854,707	601	703	688	634
Books, periodicals, and newspapers.....	13	6	203	169	37	313,633	4	17,160	4	15,800	195	280,673	188	190	191	200
Oils and greases (animal and vegetable).....	4		40	28	12	185,108	14	54,092	9	92,250	17	38,700	40	40	40	40
Rubber goods (general line).....	1		(x)	(x)	(x)	(x)	(x)	(x)	(x)	(x)	(x)	(x)	(x)	(x)	(x)	(x)
Textiles and textile materials (other than dry goods).....	12	11	92	52	40	168,625	11	38,026	5	19,500	76	111,096	87	86	87	89
Miscellaneous kinds of business.....	36		(x)	(x)	(x)	(x)	(x)	(x)	(x)	(x)	(x)	(x)	(x)	(x)	(x)	(x)

¹ Establishments in most cases reported average number employees on pay roll during year 1929, thus figures may not agree with total on specified dates.² Employees not classified on automobile schedules or for cities and towns under 10,000 population, but are included in total.³ Includes figures for 2 establishments dealing in musical instruments and sheet music.

TABLE 11.—CLASSIFICATION OF WHOLESALE MERCHANTS' ACCORDING TO NET SALES, BY KIND OF BUSINESS

[An (x) indicates that the amount must be withheld to avoid disclosure of individual operations, but it is included in the totals]

[Net sales and expenses expressed in thousands of dollars]

KIND OF BUSINESS (Establishments classified by major lines of merchandise)	TOTAL			UNDER \$25,000			\$25,000 TO \$49,999			\$50,000 TO \$99,999			\$100,000 TO \$199,999		
	Number of establishments	Net sales	Total expenses (including salaries and wages)	Number of establishments	Net sales	Total expenses	Number of establishments	Net sales	Total expenses	Number of establishments	Net sales	Total expenses	Number of establishments	Net sales	Total expenses
The State.....	1,067	\$478,941	\$62,177	301	\$3,109	\$913	197	\$6,950	\$1,493	307	\$22,163	\$3,950	322	\$46,293	\$7,764
Amusement and sporting goods.....	7	796	166	1	(x)	(x)	1	(x)	(x)	2	168	36	2	365	82
Automotive.....	106	38,966	6,409	14	140	50	16	525	126	28	2,128	578	13	1,008	398
Chemicals, drugs, and allied products.....	42	17,225	2,917	4	58	36	1	(x)	(x)	12	875	141	12	1,916	312
Dry goods and apparel.....	34	4,531	515	6	75	11	4	146	48	8	635	57	7	963	128
Electrical.....	64	85,441	4,448	2	31	23	4	162	48	11	811	137	16	2,396	425
Farm products (not elsewhere specified).....	30	1,176	260	16	203	72	10	322	132	1	(x)	(x)	2	325	31
Farm supplies (except machinery and equipment).....	14	5,915	547				2	75	11	1	(x)	(x)	2	297	33
Food products (not elsewhere specified).....	406	110,833	12,912	57	734	171	61	2,113	367	90	6,522	877	108	15,350	1,874
Forest products (except lumber).....	10	213	47	7	70	28		69	6	1	(x)	(x)			
Furniture and house furnishings.....	21	8,264	1,511				5	229	53	2	120	21	5	678	147
General merchandise.....	2	(x)	(x)				1	(x)	(x)	1	(x)	(x)			
Groceries and food specialties.....	135	73,470	6,561	10	129	44	14	462	64	21	1,462	197	21	3,155	320
Hardware.....	30	6,587	1,203	2	16	6	4	154	30	8	599	112	5	813	165
Iron and steel scrap and other waste materials.....	137	10,774	1,800	83	401	132	15	537	115	13	1,000	178	9	1,284	258
Jewelry and optical goods.....	13	1,019	217	4	62	23				6	400	46	2	334	68
Leather and leather goods (except gloves and shoes).....	42	12,090	903	10	104	12	8	280	23	13	834	98	7	928	121
Lumber and building materials (other than metal).....	61	21,793	3,909	4	43	19	6	228	47	12	827	201	13	1,977	487
Machinery, equipment, and supplies (except electrical).....	105	12,090	3,304	31	375	104	12	457	115	20	1,348	420	21	2,950	886
Metals and minerals (except petroleum and scrap).....	40	25,954	2,865	4	35	23	5	203	107	7	531	97	10	1,509	351
Paper and paper products.....	67	9,295	1,807	13	181	41	10	384	58	18	1,262	284	12	1,729	338
Petroleum and petroleum products.....	25	3,948	753	6	64	10	4	141	32	2	139	35	4	562	130
Plumbing and heating equipment and supplies.....	100	29,087	4,622	8	101	22	3	99	14	12	941	151	30	4,485	763
Tobacco and tobacco products (except leaf).....	64	33,499	2,445	4	56	13	3	92	4	9	590	26	11	1,388	371
All other.....	53	(x)	(x)	15	(x)	(x)	6	188	76	9	604	214	10	1,281	76

KIND OF BUSINESS (Establishments classified by major lines of merchandise)	\$200,000 TO \$299,999			\$300,000 TO \$399,999			\$400,000 TO \$499,999			\$500,000 TO \$1,000,000			OVER \$1,000,000		
	Number of establishments	Net sales	Total expenses	Number of establishments	Net sales	Total expenses	Number of establishments	Net sales	Total expenses	Number of establishments	Net sales	Total expenses	Number of establishments	Net sales	Total expenses
The State.....	172	\$42,233	\$6,600	84	\$29,010	\$4,098	72	\$32,016	\$4,082	129	\$68,268	\$12,347	83	\$208,899	\$20,920
Amusement and sporting goods.....	1	(x)	(x)												
Automotive.....	9	2,070	502	5	1,733	361	3	1,261	197	11	8,161	1,721	7	21,341	2,486
Chemicals, drugs, and allied products.....	4	899	156	2	681	156	1	(x)	(x)	1	(x)	(x)	5	11,334	1,689
Dry goods and apparel.....	6	1,547	143	1	(x)	(x)	2	825	105						
Electrical.....	9	2,307	379	5	1,819	322	2	829	156	8	5,542	1,019	7	21,554	1,959
Farm products (not elsewhere specified).....	1	(x)	(x)				2	900	26	4	2,812	366	1	(x)	(x)
Farm supplies (except machinery and equipment).....	1	(x)	(x)	1	(x)	(x)									
Food products (not elsewhere specified).....	49	12,096	1,358	29	9,788	930	18	8,073	900	30	25,447	2,455	17	30,705	3,300
Forest products (except lumber).....							3	1,430	179	1	(x)	(x)	2	4,564	764
Furniture and house furnishings.....	3	742	135												
General merchandise.....															
Groceries and food specialties.....	16	3,792	397	6	2,083	194	11	4,875	543	21	12,904	1,248	15	49,618	3,554
Hardware.....	3	726	158	3	1,095	207	2	575	147	2	1,223	246	1	(x)	(x)
Iron and steel scrap and other waste materials.....	8	1,925	406	2	690	68	1	(x)	(x)	5	3,383	521	1	(x)	(x)
Jewelry and optical goods.....	1	(x)	(x)												
Leather and leather goods (except gloves and shoes).....	1	(x)	(x)	2	675	89	1	(x)	(x)	9	6,464	1,367	1	(x)	(x)
Lumber and building materials (other than metal).....	8	2,072	413	3	1,074	267	1	(x)	(x)				5	8,636	1,023
Machinery, equipment, and supplies (except electrical).....	11	2,730	636	4	1,387	299	2	856	121	4	2,587	807			
Metals and minerals (except petroleum and scrap).....	3	719	93	2	737	100	1	(x)	(x)	3	1,073	303	5	19,831	1,724
Paper and paper products.....	5	1,302	323	3	982	169	3	1,334	213	3	2,121	381			
Petroleum and petroleum products.....	4	995	230	3	1,092	133	1	(x)	(x)	1	(x)	(x)			
Plumbing and heating equipment and supplies.....	19	4,708	813	5	1,813	258	9	4,068	620	10	6,729	1,010	4	6,143	971
Tobacco and tobacco products (except leaf).....	5	1,272	53	6	1,926	351	8	3,594	212	2	5,705	293	10	18,876	1,382
All other.....	5	1,118	202	2	702	131	2	882	136	2	1,463	210	2	3,816	307

1 For the purpose of this tabulation the term "Wholesale merchants" covers cooperative buying associations, importers, supply and machinery distributors and wholesale merchants (including jobbers and semifjobbers). It is not synonymous with "Wholesalers only."

CENSUS OF DISTRIBUTION

TABLE 12.—NUMBER OF WHOLESALE ESTABLISHMENTS BY KIND OF BUSINESS, FOR CITIES HAVING 20,000 POPULATION AND OVER

KIND OF BUSINESS (Establishments classified by major lines of merchandise)	CITIES OF 100,000 POPULATION AND OVER						CITIES OF 50,000 TO 100,000 POPULATION						
	Camden	Elizabeth	Jersey City	Newark	Paterson	Trenton	Atlantic City	Bayonne	East Orange	Hoboken	Irvington (town)	Passaic	Union City
Total.....	65	75	169	643	141	132	70	41	18	50	18	37	40
Amusement and sporting goods.....	4	8	9	7	1	1	1	2	1	1	1	1	2
Automotive.....	2	1	1	40	8	5	4	1	1	1	1	1	3
Chemicals, drugs, and allied products.....	1	1	2	23	5	5	1	1	1	1	1	2	3
Dry goods and apparel.....	2	1	2	16	9	2	1	1	1	2	1	1	1
Electrical.....	2	2	3	34	1	9	4	1	3	2	4	1	1
Farm products (not elsewhere specified).....	1	1	2	7	1	1	1	1	1	1	1	1	1
Farm supplies (except machinery and equipment).....	1	1	3	2	1	1	1	1	1	1	1	1	1
Food products (not elsewhere specified).....	13	16	30	151	52	29	30	15	1	20	4	11	11
Forest products (except lumber).....	1	1	1	4	1	1	1	1	1	1	2	1	1
Furniture and house furnishings.....	1	1	3	16	2	1	1	1	1	1	1	1	1
General merchandise.....	1	1	2	2	1	1	1	1	1	1	1	1	1
Groceries and food specialties.....	6	6	24	44	17	14	10	6	1	11	5	5	1
Hardware.....	1	1	5	12	3	3	1	2	1	9	1	1	1
Iron and steel scrap and other waste materials.....	1	15	13	15	3	1	1	1	1	1	1	1	1
Jewelry and optical goods.....	1	1	1	11	1	1	1	1	1	1	1	1	1
Leather and leather goods (except gloves and shoes).....	2	2	4	14	2	4	1	2	2	2	1	4	1
Lumber and building materials (other than metal).....	4	2	11	32	2	2	1	1	4	4	1	2	3
Machinery, equipment, and supplies (except electrical).....	1	4	11	75	12	10	6	1	3	3	2	2	3
Metals and minerals (except petroleum and scrap).....	2	2	9	27	3	3	1	1	2	2	2	3	4
Paper and paper products.....	6	1	7	21	2	6	1	2	5	1	1	4	2
Petroleum and petroleum products.....	7	3	1	14	1	11	1	5	1	1	1	1	3
Plumbing and heating equipment and supplies.....	7	6	11	36	3	6	3	1	1	2	1	1	3
Tobacco and tobacco products (except leaf).....	5	2	6	20	2	5	2	1	1	1	1	2	1
All other.....	1	2	6	20	7	5	2	1	1	1	1	1	1

KIND OF BUSINESS (Establishments classified by major lines of merchandise)	CITIES OF 20,000 TO 50,000 POPULATION														
	Belleville (town)	Bloomfield (town)	Clifton	Garfield	Hackensack	Kearney (town)	Linden	Montclair	New Brunswick	Northey (town)	Orange	Perth Amboy	Plainfield	West New York (town)	West Orange (town)
Total.....	4	11	10	4	19	12	11	8	38	2	20	50	21	14	8
Amusement and sporting goods.....			1		2	2		3	3		1	1	1	1	
Automotive.....	1								1			3		1	
Chemicals, drugs, and allied products.....		1			1	1		1	2			2	1	1	1
Dry goods and apparel.....		1													1
Electrical.....		1													2
Farm products (not elsewhere specified).....															1
Farm supplies (except machinery and equipment).....															1
Food products (not elsewhere specified).....		2	1	2	3	1	3		11	1	4	14	4	3	3
Forest products (except lumber).....						1									1
Furniture and house furnishings.....						1						1			1
General merchandise.....															1
Groceries and food specialties.....		1		1	1	1			4		2	4	2	2	2
Hardware.....					1	1	4	1	1		8	1	4	2	1
Iron and steel scrap and other waste materials.....															1
Jewelry and optical goods.....		1							2			1		1	
Leather and leather goods (except gloves and shoes).....												3		1	
Lumber and building materials (other than metal).....	1				1							1	1	2	
Machinery, equipment, and supplies (except electrical).....	1	1	2		1	1		1		1		4	1	1	
Metals and minerals (except petroleum and scrap).....			1									4		1	
Paper and paper products.....	1				4				2			2	1	1	1
Petroleum and petroleum products.....			4		2	1	1	6	6			2	2	2	1
Plumbing and heating equipment and supplies.....		1			3	1		1	1		3	2	2	1	1
Tobacco and tobacco products (except leaf).....		1					1	3	3		1	2	1	1	1
All other.....		1				1	2	1	1			1		1	1

TABLE 13.—COMMODITY SALES, BY KIND OF BUSINESS AND TYPE OF ESTABLISHMENT¹

COMMODITY COVERAGE

[Net sales and volume of commodity coverage expressed in thousands of dollars]

KIND OF BUSINESS (Establishments classified by major lines of merchandise)	Net sales	Volume of commodity coverage ²	Percent of commodity coverage	KIND OF BUSINESS (Establishments classified by major lines of merchandise)	Net sales	Volume of commodity coverage ²	Percent of commodity coverage
Amusement and sporting goods.....	1,903	1,902	99.9	Iron and steel scrap and other waste materials.....	10,774	10,180	94.5
Automotive.....	47,383	45,996	97.1	Jewelry and optical goods.....	1,121	1,110	99.0
Chemicals, drugs, and allied products.....	37,871	37,840	99.9	Leather and leather goods (except gloves and shoes).....	12,194	11,824	97.0
Dry goods and apparel.....	11,946	11,849	99.2	Lumber and building materials (other than metal).....	30,888	30,151	97.6
Electrical.....	65,016	64,453	99.1	Machinery, equipment, and supplies (except electrical).....	20,104	19,658	97.8
Farm products (not elsewhere specified).....	2,470	1,465	59.3	Metals and minerals (except petroleum and scrap).....	58,804	57,336	97.5
Farm supplies (except machinery and equipment).....	10,109	7,022	75.4	Paper and paper products.....	12,474	12,473	100.0
Food products (not elsewhere specified).....	253,240	223,754	90.3	Petroleum and petroleum products.....	120,685	104,353	86.5
Forest products (except lumber).....	606	689	113.7	Plumbing and heating equipment and supplies.....	38,507	30,208	78.4
Furniture and house furnishings.....	14,618	14,237	97.4	Tobacco and tobacco products (except leaf).....	45,826	43,983	96.0
General merchandise.....	13,352	13,293	99.6	All other.....	14,081	12,272	87.2
Groceries and food specialties.....	176,763	121,666	68.8				

See footnotes at end of table.

TABLE 13.—COMMODITY SALES, BY KIND OF BUSINESS AND TYPE OF ESTABLISHMENT¹—Continued

COMMODITY SALES:

[Expressed in thousands of dollars]

COMMODITY BY KIND OF BUSINESS AND TYPE OF ESTABLISHMENT	Net sales	COMMODITY BY KIND OF BUSINESS AND TYPE OF ESTABLISHMENT	Net sales	COMMODITY BY KIND OF BUSINESS AND TYPE OF ESTABLISHMENT	Net sales
Total net sales.....	\$1,008,881	Building materials not classified elsewhere—Continued.		Chemicals, refined, and/or related products (0.6 per cent of reported commodity sales).....	\$5,018
Sales not reported by commodities.....	111,592	Lumber and building materials (other than metal) trade:		Automotive trade:	
Reported commodity sales (100 per cent).....	897,289	Brokers.....	\$101	Wholesale merchants.....	15
Aluminum ingots, bars, sheets, shapes, etc. (0.2 per cent of reported commodity sales).....	1,973	Manufacturers' agents.....	32	Chemical, drug, and allied products trade:	
Metals and minerals (except petroleum and scrap) trade:		Manufacturers' sales branches.....	33	Manufacturers' agents.....	2
Manufacturers' sales branches.....	1,950	Selling agents.....	391	Manufacturers' sales branches.....	3,249
Wholesale merchants.....	23	Wholesale merchants.....	2,976	Selling agents.....	109
Automobiles, trucks, and tractors, new and used (2.6 per cent of reported commodity sales).....	23,775	Machinery, equipment, and supplies (except electrical) trade:		Wholesale merchants.....	1,153
Automotive trade:		Wholesale merchants.....	130	Dry goods and apparel trade:	
Wholesale merchants.....	23,707	Metals and minerals (except petroleum and scrap) trade:		Wholesale merchants.....	216
Electrical trade:		Wholesale merchants.....	59	General merchandise trade:	
Manufacturers' sales branches.....	68	Building materials (ornamental metal) (0.5 per cent of reported commodity sales).....	2,087	Brokers.....	1
Automotive equipment, parts, and accessories (2.4 per cent of reported commodity sales).....	21,240	Lumber and building materials (other than metal) trade:		Machinery, equipment, and supplies (except electrical) trade:	
Automotive trade:		Brokers.....	30	Manufacturers' sales branches.....	110
Manufacturers' agents.....	245	Manufacturers' agents.....	33	Wholesale merchants.....	24
Manufacturers' sales branches.....	7,570	Manufacturers' sales branches.....	2,770	All other trades:	
Selling agents.....	280	Wholesale merchants.....	24	Manufacturers' sales branches.....	140
Wholesale merchants.....	12,379	Machinery, equipment, and supplies (except electrical) trade:		China, glassware, and crockery (0.1 per cent of reported commodity sales).....	1,000
Electrical trade:		Manufacturers' sales branches.....	115	Furniture and house furnishings trade:	
Manufacturers' sales branches.....	30	Manufacturers' sales branches.....	1	Wholesale merchants.....	6
Wholesale merchants.....	126	Plumbing and heating equipment and supplies trade:		General merchandise trade:	
General merchandise trade:		Manufacturers' sales branches.....	1	Brokers.....	1
Mail order wholesalers.....	335	All other trades:		Mail order wholesalers.....	904
Machinery, equipment, and supplies (except electrical) trade:		Manufacturers' sales branches.....	14	Machinery, equipment, and supplies (except electrical) trade:	
Manufacturers' sales branches.....	259	Building stone, slate, and concrete products (0.2 per cent of reported commodity sales).....	1,533	Wholesale merchants.....	35
Wholesale merchants.....	20	Lumber and building materials (other than metal) trade:		All other trades:	
Petroleum and petroleum products trade:		Brokers.....	50	Wholesale merchants.....	3
Wholesale merchants.....	5	Commission merchants.....	228	Cigars, cigarettes, and tobacco (except leaf) (4.6 per cent of reported commodity sales).....	40,992
Bakery products (cakes, biscuits, crackers, etc.) (2.5 per cent of reported commodity sales).....	22,670	Manufacturers' agents.....	868	Food products (not elsewhere specified) trade:	
Food products (not elsewhere specified) trade:		Wholesale merchants.....	332	Manufacturers' sales branches.....	3
Manufacturers' sales branches.....	6	Wholesaling manufacturers.....	332	Grocery and food specialties trade:	
Wholesale merchants.....	11	Cameras and photographic supplies (less than 0.1 per cent of reported commodity sales).....	41	Chain store warehouses.....	525
Grocery and food specialties trade:		Chemical, drug, and allied products trade:		Wholesale merchants.....	1,170
Chain store warehouses.....	498	Wholesale merchants.....	38	Tobacco and tobacco products (except leaf) trade:	
Manufacturers' sales branches.....	17,802	Tobacco and tobacco products (except leaf) trade:		Cash-and-carry wholesalers.....	2,604
Wagon distributors.....	2,235	Wholesale merchants.....	3	Chain store warehouses.....	171
Wholesale merchants.....	1,780	Canned goods (food products) (1.6 per cent of reported commodity sales).....	14,505	Commission merchants.....	124
Wholesaling manufacturers.....	337	Food products (not elsewhere specified) trade:		Manufacturers' sales branches.....	8,046
Tobacco and tobacco products (except leaf) trade:		Chain store warehouses.....	510	Wholesale merchants.....	27,749
Cash-and-carry wholesalers.....	1	Manufacturers' sales branches.....	618	Clothing and furnishings, men's and boys' (0.3 per cent of reported commodity sales).....	2,536
Barbers' equipment and supplies (0.1 per cent of reported commodity sales).....	831	Wholesale merchants.....	170	Dry goods and apparel trade:	
Lumber and building materials (other than metal) trade:		Grocery and food specialties trade:		Manufacturers' sales branches.....	628
Wholesale merchants.....	117	Brokers.....	600	Wholesale merchants.....	735
Machinery, equipment, and supplies (except electrical) trade:		Chain store warehouses.....	1,079	General merchandise trade:	
Manufacturers' sales branches.....	2	Importers.....	4	Mail order wholesalers.....	1,116
Wholesale merchants.....	712	Wagon distributors.....	4	All other trades:	
Books, magazines, and newspapers (0.4 per cent of reported commodity sales).....	3,708	Wholesale merchants.....	11,346	Wholesale merchants.....	57
Electrical trade:		Cement, lime, and plaster (0.5 per cent of reported commodity sales).....	4,686	Clothing, women's and children's (0.3 per cent of reported commodity sales).....	2,694
Manufacturers' sales branches.....	504	Hardware trade:		Dry goods and apparel trade:	
Machinery, equipment, and supplies (except electrical) trade:		Wholesale merchants.....	7	Manufacturers' agents.....	5
Manufacturers' sales branches.....	141	Lumber and building materials (other than metal) trade:		Manufacturers' sales branches.....	580
All other trades:		Manufacturers' agents.....	59	Selling agents.....	139
Manufacturers' sales branches.....	89	Manufacturers' sales branches.....	5	Wholesale merchants.....	1,160
Wagon distributors.....	445	Wholesale merchants.....	4,610	General merchandise trade:	
Wholesale merchants.....	2,439	Metals and minerals (except petroleum and scrap) trade:		Mail order wholesalers.....	748
Brick, tile, and terra cotta (0.2 per cent of reported commodity sales).....	2,229	Wholesale merchants.....	5	Paper and paper products trade:	
Electrical trade:		Chemicals, industrial and heavy (1.0 per cent of reported commodity sales).....	9,082	Wholesale merchants.....	31
Manufacturers' sales branches.....	525	Chemical, drug, and allied products trade:		All other trades:	
Lumber and building materials (other than metal) trade:		Manufacturers' agents.....	920	Wholesale merchants.....	31
Manufacturers' sales branches.....	347	Manufacturers' agents.....	3,362	Coal and coke (1.5 per cent of reported commodity sales).....	13,678
Wholesale merchants.....	1,097	Manufacturers' sales branches.....	4,508	Farm supplies (except machinery and equipment) trade:	
All other trades:		Wholesale merchants.....	120	Wholesale merchants.....	9
Wholesale merchants.....	260	Grocery and food specialties trade:		Lumber and building materials (other than metal) trade:	
Building materials not classified elsewhere (0.4 per cent of reported commodity sales).....	3,720	Manufacturers' sales branches.....	148	Wholesale merchants.....	142
Hardware trade:		Machinery, equipment, and supplies (except electrical) trade:		Metals and minerals (except petroleum and scrap) trade:	
Wholesale merchants.....	5	Wholesale merchants.....	15	Selling agents.....	215
Iron and steel scrap and other waste materials trade:		Metals and minerals (except petroleum and scrap) trade:		Wholesale merchants.....	13,307
Wholesale merchants.....	2	Wholesale merchants.....	15	All other trades:	
				Wholesale merchants.....	5
				Confectionery and soft drinks (2.2 per cent of reported commodity sales).....	19,890
				Food products (not elsewhere specified) trade:	
				Commission merchants.....	183
				Manufacturers' agents.....	140

See footnotes at end of table.

TABLE 13.—COMMODITY SALES, BY KIND OF BUSINESS AND TYPE OF ESTABLISHMENT¹—ContinuedCOMMODITY SALES²—Continued

[Expressed in thousands of dollars]

COMMODITY BY KIND OF BUSINESS AND TYPE OF ESTABLISHMENT	Net sales	COMMODITY BY KIND OF BUSINESS AND TYPE OF ESTABLISHMENT	Net sales	COMMODITY BY KIND OF BUSINESS AND TYPE OF ESTABLISHMENT	Net sales
Confectionery and soft drinks—Continued.		Farm products not classified elsewhere (0.1 per cent of reported commodity sales)	\$1,184	Grain (wheat, corn, oats, etc.) (0.2 per cent of reported commodity sales)	\$1,656
Food products—Continued.		Farm products (not elsewhere specified) trade:		Farm supplies (except machinery and equipment) trade:	
Manufacturers' sales branches.....	\$5,518	Commission merchants.....	287	Manufacturers' sales branches.....	127
Wagon distributors.....	53	Wholesale merchants.....	698	Wholesale merchants.....	1,529
Wholesale merchants.....	362	Farm supplies (except machinery and equipment) trade:		Groceries (5.1 per cent of reported commodity sales)	45,531
Wholesaling manufacturers.....	51	Farm supplies (except machinery and equipment) trade:	180	Food products (not elsewhere specified) trade:	
Grocery and food specialties trade:		Wholesale merchants.....		Chain store warehouses.....	253
Chain store warehouses.....	31	Forest products (except lumber) trade:		Manufacturers' sales branches.....	3,663
Importers.....	1	Importers.....	19	Wholesale merchants.....	594
Manufacturers' sales branches.....	10	Feeds (0.1 per cent of reported commodity sales)	1,591	Grocery and food specialties trade:	
Wholesale merchants.....	8,978	Farm supplies (except machinery and equipment) trade:		Brokers.....	856
Tobacco and tobacco products (except leaf) trade:		Farm supplies (except machinery and equipment) trade:	150	Chain store warehouses.....	1,351
Cash-and-carry wholesalers.....	771	Manufacturers' sales branches.....	1,088	District and general sales offices.....	1,663
Wholesale merchants.....	3,781	Wholesale merchants.....	353	Importers.....	830
All other trades:		Manufacturers' sales branches.....		Manufacturers' sales branches.....	13,160
Wholesale merchants.....	21	Fertilizer and fertilizer materials (0.3 per cent of reported commodity sales)	2,668	Wagon distributors.....	772
Copper ingots, sheets, shapes, etc. (2.7 per cent of reported commodity sales)	24,394	Farm supplies (except machinery and equipment) trade:		Wholesale merchants.....	22,484
Electrical trade:		Manufacturers' sales branches.....	300	Hardware (0.9 per cent of reported commodity sales)	7,704
Manufacturers' sales branches.....	137	Wholesale merchants.....	39	Automotive trade:	
Wholesale merchants.....	10	Wholesaling manufacturers.....	2,283	Wholesale merchants.....	56
Lumber and building materials (other than metal) trade:		Hardware trade:		Chemical, drug, and allied products trade:	
Wholesale merchants.....	90	Wholesale merchants.....	40	Wholesale merchants.....	13
Metals and minerals (except petroleum and scrap) trade:		All other trades:		Dry goods and apparel trade:	
Manufacturers' sales branches.....	23,720	Manufacturers' sales branches.....	6	Auction companies.....	1
Wholesale merchants.....	328	Fish and sea foods, fresh and processed (0.3 per cent of reported commodity sales)	3,012	Electrical trade:	
Plumbing and heating equipment and supplies trade:		Food products (not elsewhere specified) trade:		Manufacturers' sales branches.....	61
Wholesale merchants.....	109	Chain store warehouses.....	525	Wholesale merchants.....	1
Dairy products and eggs (3.2 per cent of reported commodity sales)	56,083	Wholesale merchants.....	2,267	Farm supplies (except machinery and equipment) trade:	
Food products (not elsewhere specified) trade:		Grocery and food specialties trade:		Wholesale merchants.....	14
Chain store warehouses.....	20	Importers.....	9	General merchandise trade:	
Commission merchants.....	358	Wholesale merchants.....	211	Mail order wholesalers.....	178
Cooperative marketing associations.....	1,706	Food products not classified elsewhere (1.6 per cent of reported commodity sales)	14,085	Hardware trade:	
Manufacturers' sales branches.....	12,243	Food products (not elsewhere specified) trade:		Manufacturers' sales branches.....	104
Wagon distributors.....	408	Manufacturers' sales branches.....	73	Wholesale merchants.....	4,043
Wholesale merchants.....	30,622	Wholesale merchants.....	474	Lumber and building materials (other than metal) trade:	
Grocery and food specialties trade:		Grocery and food specialties trade:		Wholesale merchants.....	82
Chain store warehouses.....	2,130	Chain store warehouses.....	416	Machinery, equipment, and supplies (except electrical) trade:	
Importers.....	841	Manufacturers' sales branches.....	1,229	Manufacturers' sales branches.....	802
Manufacturers' sales branches.....	490	Wholesale merchants.....	11,893	Wholesale merchants.....	617
Wagon distributors.....	359	Fruits and vegetables, fresh and dried (5.1 per cent of reported commodity sales)	45,392	Metals and minerals (except petroleum and scrap) trade:	
Wholesale merchants.....	7,511	Food products (not elsewhere specified) trade:		Manufacturers' agents.....	10
Drugs and drug sundries (1.0 per cent of reported commodity sales)	8,623	Brokers.....	37	Wholesale merchants.....	169
Chemical, drug, and allied products trade:		Cash-and-carry wholesalers.....	335	Paper and paper products trade:	
Manufacturers' sales branches.....	1,219	Chain store warehouses.....	5,661	Wholesale merchants.....	7
Wholesale merchants.....	6,521	Commission merchants.....	4,219	Plumbing and heating equipment and supplies trade:	
Forest products (except lumber) trade:		Cooperative marketing associations.....	412	Manufacturers' sales branches.....	3
Wholesale merchants.....	9	Wagon distributors.....	41	Wholesale merchants.....	635
General merchandise trade:		Wholesale merchants.....	31,125	All other trades:	
Mail order wholesalers.....	755	Grocery and food specialties trade:		Wholesale merchants.....	3
Grocery and food specialties trade:		Chain store warehouses.....	681	Hay, straw, and alfalfa (0.1 per cent of reported commodity sales)	542
Wholesale merchants.....	56	Wholesale merchants.....	2,881	Farm supplies (except machinery and equipment) trade:	
Paper and paper products trade:		Furniture, wooden and metal (0.8 per cent of reported commodity sales)	6,807	Wholesale merchants.....	542
Wholesale merchants.....	37	Food products (not elsewhere specified) trade:		Hides, skins, and raw furs (0.1 per cent of reported commodity sales)	1,111
All other trades:		Wholesale merchants.....	55	Farm products (not elsewhere specified) trade:	
Wholesale merchants.....	26	Furniture and house furnishings trade:		Wholesale merchants.....	237
Dry goods not classified elsewhere (0.1 per cent of reported commodity sales)	966	Chain store warehouses.....	1,783	Food products (not elsewhere specified) trade:	
Dry goods and apparel trade:		Manufacturer's agents.....	53	Wholesale merchants.....	506
Wholesale merchants.....	649	Manufacturers' sales branches.....	500	Leather and leather goods (except gloves and shoes) trade:	
General merchandise trade:		Wholesale merchants.....	3,243	Wholesale merchants.....	27
Mail order wholesalers.....	417	General merchandise trade:		All other trades:	
Electrical appliances, equipment, and supplies (3.9 per cent of reported commodity sales)	34,645	Brokers.....	3	Manufacturers' sales branches.....	341
Automotive trade:		Mail order wholesalers.....	548	Horses and mules (less than 0.1 per cent of reported commodity sales)	155
Manufacturers' sales branches.....	8	Machinery, equipment, and supplies (except electrical) trade:		Farm products (not elsewhere specified) trade:	
Wholesale merchants.....	92	Wholesale merchants.....	622	Auction companies.....	155
Electrical trade:		Glass, sheet (0.2 per cent of reported commodity sales)	1,814	House furnishings and supplies (1.1 per cent of reported commodity sales)	10,006
Importers.....	351	Chemical, drug, and allied products trade:		Automotive trade:	
Manufacturers' agents.....	142	Wholesale merchants.....	66	Manufacturers' sales branches.....	12
Manufacturers' sales branches.....	21,841	Electrical trade:		Furniture and house furnishings trade:	
Wholesale merchants.....	10,774	Manufacturers' sales branches.....	5	Importers.....	60
General merchandise trade:		Lumber and building materials (other than metal) trade:		Manufacturers' sales branches.....	3,757
Brokers.....	1	Manufacturers' sales branches.....	1,048	Wholesale merchants.....	4,368
Mail order wholesalers.....	955	Wholesale merchants.....	583		
Hardware trade:		Machinery, equipment, and supplies (except electrical) trade:			
Wholesale merchants.....	157	Wholesale merchants.....	112		
Machinery, equipment, and supplies (except electrical) trade:					
Wholesale merchants.....	215				
Plumbing and heating equipment and supplies trade:					
Wholesale merchants.....	109				

See footnotes at end of table.

TABLE 13.—COMMODITY SALES, BY KIND OF BUSINESS AND TYPE OF ESTABLISHMENT¹—Continued

COMMODITY SALES²—Continued

[Expressed in thousands of dollars]

COMMODITY BY KIND OF BUSINESS AND TYPE OF ESTABLISHMENT	Net sales	COMMODITY BY KIND OF BUSINESS AND TYPE OF ESTABLISHMENT	Net sales	COMMODITY BY KIND OF BUSINESS AND TYPE OF ESTABLISHMENT	Net sales
House furnishings and supplies—Continued.		Lead pigs, bars, sheets, and pipe (less than 0.1 per cent of reported commodity sales)...	\$170	Meats and meat products, fresh and cured (14.0 per cent of reported commodity sales)...	\$125,405
General merchandise trade:		Hardware trade:		Food products (not elsewhere specified) trade:	
Brokers.....	\$1	Wholesale merchants.....	1	Chain store warehouses.....	8,966
Mail order wholesalers.....	1,500	Iron and steel scrap and other waste materials trade:		Commission merchants.....	6,606
Grocery and food specialties trade:		Wholesale merchants.....	78	Manufacturers' agents.....	125
Chain store warehouses.....	25	Metals and minerals (except petroleum and scrap) trade:		Manufacturers' sales branches.....	80,475
Wholesale merchants.....	27	Wholesale merchants.....	16	Selling agents.....	722
Hardware trade:		Plumbing and heating equipment and supplies trade:		Wagon distributors.....	263
Wholesale merchants.....	75	Wholesale merchants.....	75	Wholesale merchants.....	27,880
Iron and steel scrap and other waste materials trade:		Leather and cut stock (1.1 per cent of reported commodity sales)...	9,790	Grocery and food specialties trade:	
Wholesale merchants.....	34	Leather and leather goods (except gloves and shoes) trade:		Manufacturers' sales branches.....	5
Lumber and building materials (other than metal) trade:		Wholesale merchants.....	9,790	Wholesale merchants.....	363
Manufacturers' sales branches.....	10	Logs, piles, poles, etc. (less than 0.1 per cent of reported commodity sales)...	236	Musical instruments and parts (except radios) (less than 0.1 per cent of reported commodity sales)...	45
Wholesale merchants.....	25	Electrical trade:		Furniture and house furnishings trade:	
Machinery, equipment, and supplies (except electrical) trade:		Manufacturers' sales branches.....	236	Wholesale merchants.....	45
Wholesale merchants.....	25	Luggage, saddlery, harness, and gloves (except dress) (0.1 per cent of reported commodity sales)...	1,005	Nonferrous metals not classified elsewhere (0.5 per cent of reported commodity sales)...	4,436
Paper and paper products trade:		General merchandise trade:		Hardware trade:	
Wholesale merchants.....	11	Mail order wholesalers.....	169	Wholesale merchants.....	5
Plumbing and heating equipment and supplies trade:		Leather and leather goods (except gloves and shoes) trade:		Machinery, equipment, and supplies (except electrical) trade:	
Wholesale merchants.....	10	Importers.....	118	Selling agents.....	50
Tobacco and tobacco products (except leaf) trade:		Wholesale merchants.....	668	Metals and minerals (except petroleum and scrap) trade:	
Cash-and-carry wholesalers.....	4	All other trades:		Manufacturers' sales branches.....	3,721
All other trades:		Wholesale merchants.....	50	Wholesale merchants.....	696
Wholesale merchants.....	62	Lumber, rough and dressed (0.9 per cent of reported commodity sales)...	7,804	Plumbing and heating equipment and supplies trade:	
Iron and steel and products (except as classified) (2.2 per cent of reported commodity sales)...	20,186	Lumber and building materials (other than metal) trade:		Manufacturers' sales branches.....	4
Automotive trade:		Brokers.....	945	Wholesale merchants.....	10
Wholesale merchants.....	12	Commission merchants.....	14	Nonmetallic minerals (ore) and their products (less than 0.1 per cent of reported commodity sales)...	147
Electrical trade:		Drop shippers.....	518	Lumber and building materials (other than metal) trade:	
Manufacturers' sales branches.....	95	Selling agents.....	500	Manufacturers' sales branches.....	25
Hardware trade:		Wholesale merchants.....	5,827	Paper and paper products trade:	
Manufacturers' agents.....	362	Machinery, equipment, and supplies (industrial) (2.2 per cent of reported commodity sales)...	19,660	Wholesale merchants.....	122
Manufacturers' sales branches.....	1,006	Automotive trade:		Notions and dry goods, small wares (0.5 per cent of reported commodity sales)...	4,442
Wholesale merchants.....	273	Manufacturers' sales branches.....	94	Dry goods and apparel trade:	
Iron and steel scrap and other waste materials trade:		Wholesale merchants.....	15	Auction companies.....	5
Wholesale merchants.....	3,519	Chemical, drug, and allied products trade:		Importers.....	78
Lumber and building materials (other than metal) trade:		Wholesale merchants.....	19	Manufacturers' sales branches.....	2,750
Manufacturers' sales branches.....	70	Electrical trade:		Wholesale merchants.....	944
Selling agents.....	40	Manufacturers' sales branches.....	1,418	General merchandise trade:	
Wholesale merchants.....	203	Furniture and house furnishings trade:		Mail order wholesalers.....	558
Machinery, equipment, and supplies (except electrical) trade:		Wholesale merchants.....	18	Wholesale merchants.....	2
Wholesale merchants.....	48	Hardware trade:		Paper and paper products trade:	
Metals and minerals (except petroleum and scrap) trade:		Wholesale merchants.....	446	Wholesale merchants.....	90
Manufacturers' agents.....	225	Leather and leather goods (except gloves and shoes) trade:		All other trades:	
Manufacturers' sales branches.....	1,100	Manufacturers' sales branches.....	103	Wholesale merchants.....	15
Selling agents.....	89	Machinery, equipment, and supplies (except electrical) trade:		Office and store machines and equipment (0.1 per cent of reported commodity sales)...	863
Wholesale merchants.....	8,519	Brokers.....	100	Machinery, equipment, and supplies (except electrical) trade:	
Plumbing and heating equipment and supplies trade:		Manufacturers' agents.....	464	Manufacturers' agents.....	14
Manufacturers' sales branches.....	985	Manufacturers' sales branches.....	2,808	Manufacturers' sales branches.....	754
Wholesale merchants.....	3,100	Selling agents.....	367	Wholesale merchants.....	95
Jewelry (0.2 per cent of reported commodity sales)...	1,556	Wholesale merchants.....	6,769	Oils, animal and vegetable (0.2 per cent of reported commodity sales)...	1,470
Chemical, drug, and allied products trade:		Metals and minerals (except petroleum and scrap) trade:		Automotive trade:	
Wholesale merchants.....	35	Wholesale merchants.....	99	Wholesale merchants.....	4
General merchandise trade:		Paper and paper products trade:		Chemical, drug, and allied products trade:	
Brokers.....	1	Wholesale merchants.....	146	Manufacturers' sales branches.....	53
Mail order wholesalers.....	487	Petroleum and petroleum products trade:		Wholesale merchants.....	104
Hardware trade:		Wholesale merchants.....	1	All other trades:	
Wholesale merchants.....	1	Plumbing and heating equipment and supplies trade:		Manufacturers' sales branches.....	847
Jewelry and optical goods trade:		Manufacturers' sales branches.....	2,900	Selling agents.....	320
Wholesale merchants.....	808	Wholesale merchants.....	3,778	Wholesale merchants.....	148
Machinery, equipment, and supplies (except electrical) trade:		All other trades:		Optical goods (less than 0.1 per cent of reported commodity sales)...	204
Wholesale merchants.....	80	Wholesale merchants.....	124	Jewelry and optical goods trade:	
Metals and minerals (except petroleum and scrap) trade:		Machinery, equipment, and supplies (farm and garden) (less than 0.1 per cent of reported commodity sales)...	232	Manufacturers' sales branches.....	102
Manufacturers' agents.....	37	Hardware trade:		Wholesale merchants.....	102
Manufacturers' sales branches.....	37	Wholesale merchants.....	142	Ores, metallic (0.1 per cent of reported commodity sales)...	452
Tobacco and tobacco products (except leaf) trade:		Machinery, equipment, and supplies (except electrical) trade:		Metals and minerals (except petroleum and scrap) trade:	
Wholesale merchants.....	8	Wholesale merchants.....	90	Manufacturers' sales branches.....	246
Junk and scrap (0.7 per cent of reported commodity sales)...	6,586			Wholesale merchants.....	206
Electrical trade:					
Manufacturers' sales branches.....	72				
Iron and steel scrap and other waste materials trade:					
Wholesale merchants.....	6,324				
Leather and leather goods (except gloves and shoes) trade:					
Wholesale merchants.....	16				
Metals and minerals (except petroleum and scrap) trade:					
Wholesale merchants.....	174				

See footnotes at end of table.

CENSUS OF DISTRIBUTION

TABLE 13.—COMMODITY SALES, BY KIND OF BUSINESS AND TYPE OF ESTABLISHMENT¹—ContinuedCOMMODITY SALES²—Continued

[Expressed in thousands of dollars]

COMMODITY BY KIND OF BUSINESS AND TYPE OF ESTABLISHMENT	Net sales	COMMODITY BY KIND OF BUSINESS AND TYPE OF ESTABLISHMENT	Net sales	COMMODITY BY KIND OF BUSINESS AND TYPE OF ESTABLISHMENT	Net sales
Paints, varnishes, and lacquers (1.4 per cent of reported commodity sales).....	\$12,643	Plumbing and heating equipment and supplies (2.8 per cent of reported commodity sales).....	\$25,022	Sheet metal work (0.2 per cent of reported commodity sales).....	\$1,978
Automotive trade:		General merchandise trade:		Automotive trade:	
Wholesale merchants.....	27	Brokers.....	4	Wholesale merchants.....	450
Chemical, drug, and allied products trade:		Mail order wholesalers.....	463	Lumber and building materials (other than metal) trade:	
Manufacturers' sales branches.....	10,141	Hardware trade:		Manufacturers' sales branches.....	62
Wholesale merchants.....	2,048	Wholesale merchants.....	326	Selling agents.....	53
Hardware trade:		Iron and steel scrap and other waste materials trade:		Metals and minerals (except petroleum and scrap) trade:	
Wholesale merchants.....	51	Wholesale merchants.....	2	Manufacturers' sales branches.....	602
Lumber and building materials (other than metal) trade:		Machinery, equipment, and supplies (except electrical) trade:		Wholesale merchants.....	768
Manufacturers' sales branches.....	324	Manufacturers' agents.....	4	Plumbing and heating equipment and supplies trade:	
Wholesale merchants.....	10	Wholesale merchants.....	2	Manufacturers' sales branches.....	2
Machinery, equipment, and supplies (except electrical) trade:		Metals and minerals (except petroleum and scrap) trade:		Wholesale merchants.....	36
Wholesale merchants.....	2	Manufacturers' sales branches.....	281	Shoes and other footwear (including rubber) (0.1 per cent of reported commodity sales).....	917
Plumbing and heating equipment and supplies trade:		Petroleum and petroleum products trade:		Automotive trade:	
Wholesale merchants.....	40	Wholesale merchants.....	35	Manufacturers' sales branches.....	194
Paper (wrapping, book, wall paper, etc.) (0.8 per cent of reported commodity sales).....	7,407	Plumbing and heating equipment and supplies trade:		Dry goods and apparel trade:	
Chemical, drug, and allied products trade:		Manufacturers' agents.....	354	Manufacturers' sales branches.....	642
Wholesale merchants.....	46	Manufacturers' sales branches.....	4,510	Leather and leather goods (except gloves and shoes) trade:	
Furniture and house furnishings trade:		Selling agents.....	163	Wholesale merchants.....	24
Wholesale merchants.....	50	Warehouses (distributing).....	266	All other trades:	
Hardware trade:		Wholesale merchants.....	18,600	Wholesale merchants.....	57
Wholesale merchants.....	13	Radio sets, parts, and accessories (2.6 per cent of reported commodity sales).....	23,622	Silk, raw (less than 0.1 per cent of reported commodity sales).....	219
Lumber and building materials (other than metal) trade:		Automotive trade:		Farm products (not elsewhere specified) trade:	
Wholesale merchants.....	2	Wholesale merchants.....	586	Wholesale merchants.....	25
Machinery, equipment, and supplies (except electrical) trade:		Electrical trade:		All other trades:	
Manufacturers' agents.....	3	Manufacturers' agents.....	473	Importers.....	104
Wholesale merchants.....	10	Wholesale merchants.....	22,430	Soaps and toilet preparations (0.8 per cent of reported commodity sales).....	0,800
Metals and minerals (except petroleum and scrap) trade:		Furniture and house furnishings trade:		Chemical, drug, and allied products trade:	
Wholesale merchants.....	10	Manufacturers' agents.....	33	District and general sales offices.....	1,182
Paper and paper products trade:		General merchandise trade:		Wholesale merchants.....	1,004
Importers.....	73	Brokers.....	3	Food products (not elsewhere specified) trade:	
Manufacturers' sales branches.....	3,133	Mail order wholesalers.....	80	Manufacturers' sales branches.....	431
Wholesale merchants.....	4,181	Jewelry and optical goods trade:		Wholesale merchants.....	3
Paper products (0.4 per cent of reported commodity sales).....	3,172	Wholesale merchants.....	8	Grocery and food specialties trade:	
Chemical, drug, and allied products trade:		Refrigerators, mechanical (household and commercial) (0.4 per cent of reported commodity sales).....	3,488	Chain store warehouses.....	550
Wholesale merchants.....	20	Electrical trade:		Manufacturers' sales branches.....	2,966
General merchandise trade:		Manufacturers' sales branches.....	1,145	Wholesale merchants.....	573
Wholesale merchants.....	4	Selling agents.....	337	Machinery, equipment, and supplies (except electrical) trade:	
Machinery, equipment, and supplies (except electrical) trade:		Wholesale merchants.....	1,650	Manufacturers' agents.....	2
Manufacturers' agents.....	22	Furniture and house furnishings trade:		Wholesale merchants.....	99
Wholesale merchants.....	43	Wholesale merchants.....	232	Paper and paper products trade:	
Metals and minerals (except petroleum and scrap) trade:		Machinery, equipment, and supplies (except electrical) trade:		Wholesale merchants.....	23
Manufacturers' sales branches.....	2	Wholesale merchants.....	5	Tobacco and tobacco products (except leaf) trade:	
Paper and paper products trade:		Plumbing and heating equipment and supplies trade:		Cash-and-carry wholesalers.....	1
Wholesale merchants.....	3,019	Wholesale merchants.....	110	Wholesale merchants.....	1
Tobacco and tobacco products (except leaf) trade:		Rubber, crude (0.1 per cent of reported commodity sales).....	662	All other trades:	
Wholesale merchants.....	37	Chemical, drug, and allied products trade:		Wholesale merchants.....	5
All other trades:		Wholesale merchants.....	112	Sporting goods (0.2 per cent of reported commodity sales).....	1,751
Wholesale merchants.....	25	All other trades:		Amusement and sporting goods trade:	
Petroleum and petroleum products (11.8 per cent of reported commodity sales).....	105,991	Warehouses (distributing).....	550	Manufacturers' agents.....	18
Automotive trade:		Sand, gravel, and crushed stone (0.4 per cent of reported commodity sales).....	3,288	Manufacturers' sales branches.....	1,080
Wholesale merchants.....	215	Lumber and building materials (other than metal) trade:		Wholesale merchants.....	50
Chemical, drug, and allied products trade:		Manufacturers' agents.....	158	General merchandise trade:	
Wholesale merchants.....	1,590	Wholesale merchants.....	2,888	Mail order wholesalers.....	521
Hardware trade:		Wholesale manufacturers.....	242	Leather and leather goods (except gloves and shoes) trade:	
Wholesale merchants.....	4	Secondhand merchandise (all kinds) (0.1 per cent of reported commodity sales).....	892	Wholesale merchants.....	9
Machinery, equipment, and supplies (except electrical) trade:		Forest products (except lumber) trade:		Paper and paper products trade:	
Manufacturers' agents.....	2	Wholesale merchants.....	12	Wholesale merchants.....	50
Petroleum and petroleum products trade:		Machinery, equipment, and supplies (except electrical) trade:		Tobacco and tobacco products (except leaf) trade:	
Bulk tank stations.....	101,573	Wholesale merchants.....	162	Wholesale merchants.....	2
Commission merchants.....	80	All other trades:		All other trades:	
Manufacturers' sales branches.....	720	Manufacturers' agents.....	248	Wholesale merchants.....	12
Wholesale merchants.....	1,786	Wholesale merchants.....	470	Stationery and stationery supplies (0.5 per cent of reported commodity sales).....	2,376
Piece goods, all kinds (0.4 per cent of reported commodity sales).....	3,892	Seed (field and garden) and bulbs (0.2 per cent of reported commodity sales).....	1,358	Amusement and sporting goods trade:	
Dry goods and apparel trade:		Farm supplies (except machinery and equipment) trade:		Wholesale merchants.....	277
Manufacturers' sales branches.....	2,663	Brokers.....	593	Electrical trade:	
Wholesale merchants.....	641	Wholesale merchants.....	763	Manufacturers' sales branches.....	525
General merchandise trade:		Hardware trade:		General merchandise trade:	
Mail order wholesalers.....	507	Wholesale merchants.....	2	Mail order wholesalers.....	455
Machinery, equipment, and supplies (except electrical) trade:		Wholesale merchants.....		Machinery, equipment, and supplies (except electrical) trade:	
Wholesale merchants.....	8	Wholesale merchants.....		Manufacturers' agents.....	68
Paper and paper products trade:					
Wholesale merchants.....	13				

See footnotes at end of table.

TABLE 13.—COMMODITY SALES, BY KIND OF BUSINESS AND TYPE OF ESTABLISHMENT¹—Continued

COMMODITY SALES²—Continued

[Expressed in thousands of dollars]

COMMODITY BY KIND OF BUSINESS AND TYPE OF ESTABLISHMENT	Net sales	COMMODITY BY KIND OF BUSINESS AND TYPE OF ESTABLISHMENT	Net sales	COMMODITY BY KIND OF BUSINESS AND TYPE OF ESTABLISHMENT	Net sales
Stationery and stationery supplies—Con.		Toys and games—Continued.		Miscellaneous commodities—Continued.	
Paper and paper products trade:		Paper and paper products trade:		Chemical, drug, and allied products trade:	
Manufacturers' sales branches.....	\$45	Wholesale merchants.....	\$278	Manufacturers' agents.....	\$205
Wholesale merchants.....	919	Tobacco and tobacco products (except leaf) trade:		Manufacturers' sales branches.....	11
All other trades:		Wholesale merchants.....	9	Dry goods and apparel trade:	
Wholesale merchants.....	57	All other trades:		Auction companies.....	2
Surgical, dental, and hospital equipment and supplies (0.1 per cent of reported commodity sales).....	701	Wholesale merchants.....	144	Importers.....	26
Machinery, equipment, and supplies (except electrical) trade:		Wood products (0.4 per cent of reported commodity sales).....	3,461	Wholesale merchants.....	15
Wholesale merchants.....	698	Electrical trade:		Electrical trade:	
Paper and paper products trade:		Manufacturers' sales branches.....	61	Manufacturers' sales branches.....	1,328
Wholesale merchants.....	3	Forest products (except lumber) trade:		Farm products (not elsewhere specified) trade:	
Textile products not classified elsewhere (0.1 per cent of reported commodity sales).....	648	Manufacturers' sales branches.....	483	Commission merchants.....	12
Chemical, drug, and allied products trade:		Wholesale merchants.....	122	Wholesale merchants.....	51
Wholesale merchants.....	11	Furniture and house furnishings trade:		Farm supplies (except machinery and equipment) trade:	
Dry goods and apparel trade:		Commission merchants.....	25	Wholesale merchants.....	5
Wholesale merchants.....	71	General merchandise trade:		Food products (not elsewhere specified) trade:	
Forest products (except lumber) trade:		Mail order wholesalers.....	583	Manufacturers' agents.....	8
Wholesale merchants.....	44	Hardware trade:		Manufacturers' sales branches.....	57
Iron and steel scrap and other waste materials trade:		Wholesale merchants.....	7	Wholesale merchants.....	145
Wholesale merchants.....	221	Lumber and building materials (other than metal) trade:		Furniture and house furnishings trade:	
All other trades:		Commission merchants.....	265	Wholesale merchants.....	58
Wholesale merchants.....	301	Wholesale merchants.....	1,654	General merchandise trade:	
Tin, block (less than 0.1 per cent of reported commodity sales).....	27	Machinery, equipment, and supplies (except electrical) trade:		Auction companies.....	30
Metals and minerals (except petroleum and scrap) trade:		Manufacturers' agents.....	1	Mail order wholesalers.....	327
Wholesale merchants.....	25	Wholesale merchants.....	159	Wholesale merchants.....	24
Plumbing and heating equipment and supplies trade:		Metals and minerals (except petroleum and scrap) trade:		Grocery and food specialties trade:	
Wholesale merchants.....	2	Cash-and-carry wholesalers.....	187	District and general sales offices.....	4
Tobacco, leaf (less than 0.1 per cent of reported commodity sales).....	25	Paper and paper products trade:		Manufacturers' sales branches.....	510
Tobacco and tobacco products (except leaf) trade:		Wholesale merchants.....	5	Wholesale merchants.....	623
Wholesale merchants.....	25	Tobacco and tobacco products (except leaf) trade:		Leather and leather goods (except gloves and shoes) trade:	
Toilet articles (less than 0.1 per cent of reported commodity sales).....	37	Wholesale merchants.....	0	Wholesale merchants.....	1,069
Chemical, drug, and allied products trade:		Yarn (0.4 per cent of reported commodity sales).....	3,265	Lumber and building materials (other than metal) trade:	
Wholesale merchants.....	3	General merchandise trade:		Wholesale merchants.....	248
Machinery, equipment, and supplies (except electrical) trade:		Mail order wholesalers.....	65	Machinery, equipment, and supplies (except electrical) trade:	
Manufacturers' sales branches.....	4	All other trades:		Manufacturers' agents.....	102
Wholesale merchants.....	25	Importers.....	554	Manufacturers' sales branches.....	715
Paper and paper products trade:		Wholesale merchants.....	2,646	Wholesale merchants.....	1,795
Wholesale merchants.....	5	Zinc bars, plates, shapes, and sheets (less than 0.1 per cent of reported commodity sales).....	7	Metals and minerals (except petroleum and scrap) trade:	
Toys and games (0.3 per cent of reported commodity sales).....	2,281	Metals and minerals (except petroleum and scrap) trade:		Wholesale merchants.....	137
Amusement and sporting goods trade:		Wholesale merchants.....	5	Paper and paper products trade:	
Wholesale merchants.....	453	Plumbing and heating equipment and supplies trade:		Wholesale merchants.....	302
General merchandise trade:		Wholesale merchants.....	2	Petroleum and petroleum products trade:	
Mail order wholesalers.....	1,397	Miscellaneous commodities (1.1 per cent of reported commodity sales).....	9,630	Bulk tank stations.....	138
		Amusement and sporting goods trade:		Plumbing and heating equipment and supplies trade:	
		Wholesale merchants.....	15	Manufacturers' sales branches.....	102
		Automotive trade:		Wholesale merchants.....	110
		Wholesale merchants.....	35	Tobacco and tobacco products (except leaf) trade:	
				Cash-and-carry wholesalers.....	6
				Wholesale merchants.....	31
				All other trades:	
				Importers.....	58
				Manufacturers' sales branches.....	31
				Selling agents.....	139
				Wholesale merchants.....	982

¹ The first part of this table indicates the extent of commodity coverage, i. e., the amount and percentage of the total net sales that have been broken down by commodities. This information is presented for each of the 24 principal kind of business classifications. In the second part of the table the commodities are arranged alphabetically. Under each commodity the sales of that commodity are shown by trades and by types of distributors operating within each trade.

² The breakdown of sales by commodities was in some cases reported on the basis of gross sales rather than net sales. For this reason the commodity sales may in some instances exceed the total net sales by the amount of returned goods and allowances of those returns in which gross sales were used as a basis for reporting the sales by commodities.

NEW MEXICO

CONTENTS

	Page
Map.....	964
Table 1.—Summary of wholesale trade, by principal classifications.....	965
Table 2.—Wholesalers only, by kind of business.....	965
Table 3.—Wholesale trade, by kind of business.....	966
Table 4.—Wholesale trade, by type of establishment.....	967
Table 5.—Number of establishments, by type and kind of business.....	967
Tables 6, 7.—Net sales and total expenses by type of wholesale establishment and kind of business.....	968
Table 8.—Summary of wholesale trade, by character of organization.....	968
Table 9.—Wholesale trade, by the number of marketing units and kind of business.....	968
Table 10.—Employees engaged in wholesale trade, by kind of business.....	969
Table 11.—Classification of wholesale merchants according to net sales, by kind of business.....	970
Table 12.—Number of wholesale establishments, by kind of business, for cities having 20,000 population and over.....	970
Table 13.—Commodity sales, by kind of business and type of establishment.....	970

WHOLESALE CENTERS IN NEW MEXICO

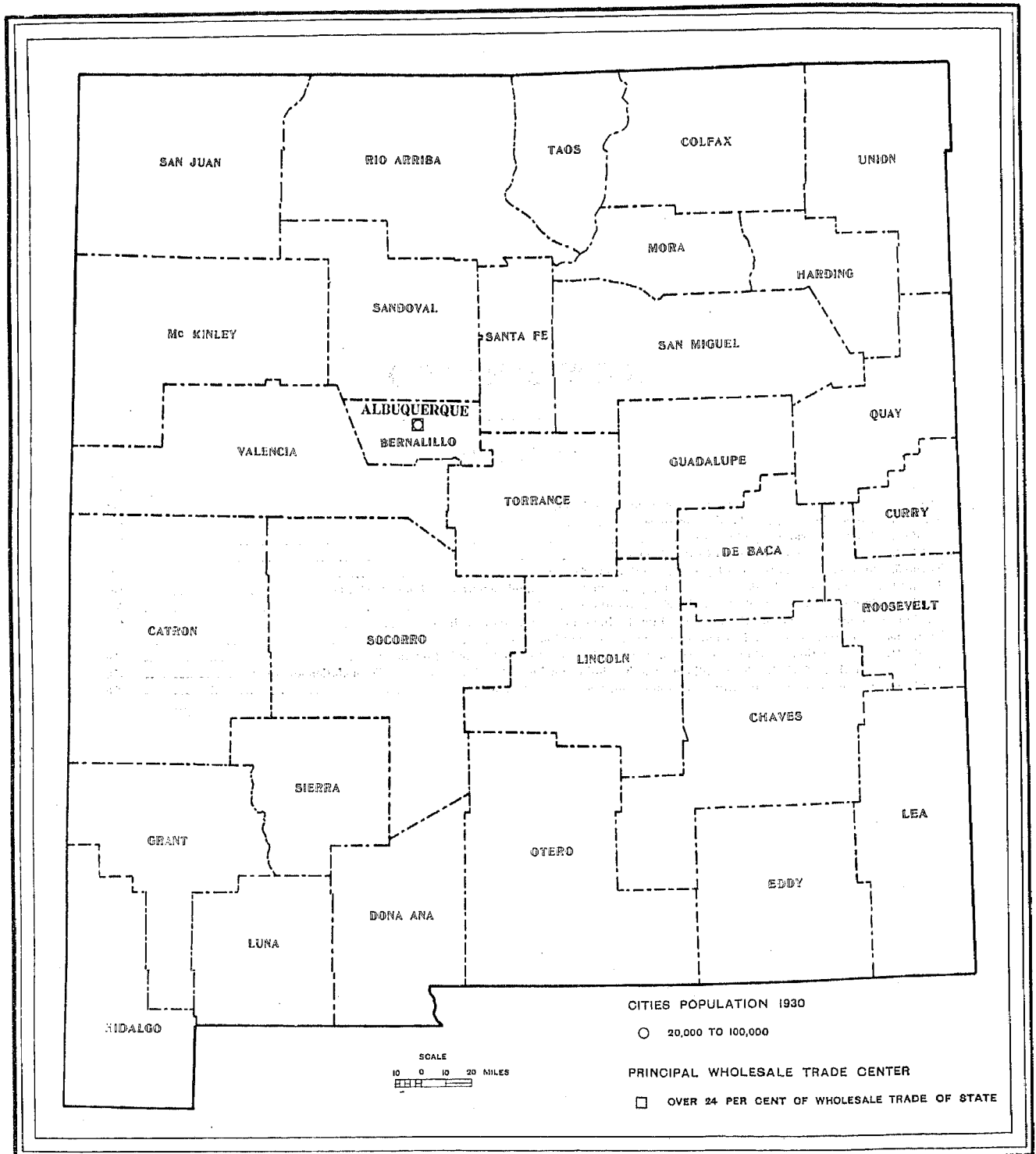


TABLE 1.—SUMMARY OF WHOLESALE TRADE, BY PRINCIPAL CLASSIFICATIONS

KIND OF BUSINESS (Establishments classified by major lines of merchandise)	Number of establishments	NUMBER OF EMPLOYEES (Proprietors not included)			SALARIES AND WAGES	TOTAL EXPENSES (including salaries and wages)	STOCKS ON HAND, END OF YEAR (at cost)	NET SALES	
		Total	Male	Female				Amount	Per cent of total
The State.....	317	1,355	1,258	97	\$2,330,988	\$5,141,099	\$4,745,940	\$53,546,927	100.00
Automotive.....	6	43	39	4	48,278	121,021	100,500	973,877	1.82
Farm products (not elsewhere specified).....	37	119	111	8	159,784	521,330	471,218	11,380,286	21.25
Farm supplies (except machinery and equipment).....	3	5	4	1	7,194	10,029	4,058	250,789	.47
Food products (not elsewhere specified).....	31	90	91	8	104,648	217,526	66,337	3,117,234	5.82
General merchandise.....	10	154	139	15	336,519	581,039	837,149	5,114,061	9.55
Groceries and food specialties.....	39	325	292	33	604,238	1,385,266	1,862,988	15,297,696	28.57
Iron and steel scrap and other waste materials.....	3	10	9	1	11,756	17,845	3,450	89,600	.17
Lumber and building materials (other than metal).....	3	32	31	1	48,727	108,431	74,742	245,322	.46
Machinery, equipment, and supplies (except electrical).....	8	19	18	1	34,804	80,003	160,827	624,571	1.17
Petroleum and petroleum products.....	162	439	426	13	783,066	1,739,075	770,046	11,572,262	21.61
All other ¹	15	110	98	12	191,384	352,034	392,535	4,881,229	9.11

¹ Includes 1 establishment in dry goods and apparel; 2 in furniture and house furnishings; 2 in hardware; 2 in jewelry and optical goods; 2 in metals and minerals (except petroleum and scrap); 1 in plumbing and heating equipment and supplies; 1 in tobacco and tobacco products (except leaf); and 4 in all other.

TABLE 2.—WHOLESALE ONLY, BY KIND OF BUSINESS

KIND OF BUSINESS (Establishments classified by major lines of merchandise)	Number of establishments	NUMBER OF EMPLOYEES (proprietors not included)			SALARIES AND WAGES	TOTAL EXPENSES (including salaries and wages)	STOCKS ON HAND, END OF YEAR (at cost)	NET SALES		CREDIT SALES ¹ (see text, p. 50)		SALES TO ULTIMATE CONSUMERS (at retail)	SALES TO INDUSTRIAL CONSUMERS
		Total	Male	Female				Amount	Per cent of total	Amount	Per cent of net sales		
The State.....	97	720	667	63	\$1,255,538	\$2,831,860	\$3,585,806	\$26,882,181	100.00	\$14,349,508	53.38	\$554,640	\$426,868
Types of wholesalers:													
Service wholesalers—													
Wholesale merchants.....	91	706	643	63	1,220,307	2,774,055	3,430,482	26,295,442	97.32	13,783,204	52.42	554,640	55,133
Supply and machinery distributors.....	6	14	14	—	26,229	57,805	155,324	586,739	2.18	566,304	96.52	—	371,825
Automotive.....	6	43	39	4	48,278	121,021	100,590	973,877	3.63	186,436	19.14	267,454	—
Farm products (not elsewhere specified).....	5	23	21	2	29,361	91,726	118,783	1,456,919	5.42	195,365	13.41	—	—
Food products (not elsewhere specified).....	12	25	25	—	27,515	59,788	24,439	576,152	2.14	76,840	13.34	—	—
General merchandise.....	10	154	139	15	336,519	581,039	837,149	5,114,061	19.02	1,070,262	20.93	85,284	—
Groceries and food specialties.....	26	297	270	27	551,088	1,290,227	1,860,940	11,374,622	42.31	9,863,894	66.72	4,000	—
Groceries (general line).....	23	287	261	26	538,479	1,269,020	1,816,050	11,204,286	41.68	9,863,894	68.04	—	—
Food and grocery specialties.....	3	10	9	1	12,609	21,207	44,290	170,336	.63	—	—	4,000	—
Iron and steel scrap and other waste materials.....	3	10	9	1	11,756	17,845	3,450	89,600	.33	—	—	—	—
Lumber and building materials (other than metal).....	3	32	31	1	48,727	108,431	74,742	245,322	.92	216,216	88.14	30,208	2,500
Machinery, equipment, and supplies (except electrical).....	7	15	14	1	26,404	59,713	157,524	586,739	2.19	566,304	96.37	—	371,825
Petroleum and petroleum products.....	15	25	25	—	25,155	214,610	153,482	4,325,312	16.09	314,692	7.28	45,272	4,000
All other ²	10	96	84	12	150,738	288,460	255,307	2,136,577	7.95	1,857,509	86.94	122,422	48,683

¹ Credit sales are not completely comparable to net sales in some kinds of business classifications since certain establishments did not answer this inquiry, and also what constituted credit sales for census purposes was in some few instances interpreted differently by reporting companies.

² Includes 1 establishment in dry goods and apparel; 1 in farm supplies (except machinery and equipment); 1 in furniture and house furnishings; 2 in hardware; 1 in jewelry and optical goods; 1 in metals and minerals (except petroleum and scrap); 1 in plumbing and heating equipment and supplies; 1 in tobacco and tobacco products (except leaf); and 1 in all other.

CENSUS OF DISTRIBUTION

TABLE 3.—WHOLESALE TRADE, BY KIND OF BUSINESS

[An (x) indicates that the amount must be withheld to avoid disclosure of individual operations, but it is included in the totals]

Table with columns: KIND OF BUSINESS (Establishments classified by major lines of merchandise), Number of establishments (Total, Male, Female), SALARIES AND WAGES, TOTAL EXPENSES (including salaries and wages), STOCKS ON HAND, END OF YEAR (at cost), NET SALES (Amount, Per cent of total), CREDIT SALES, SALES TO ULTIMATE CONSUMERS (at retail), SALES TO INDUSTRIAL CONSUMERS. Sub-section: THE STATE (pop. 423, 317)

1 Includes 1 establishment in dry goods and apparel; 2 in furniture and house furnishings; 2 in hardware; 2 in jewelry and optical goods; 2 in metals and minerals (except petroleum and scrap); 1 in plumbing and heating equipment and supplies; 1 in tobacco and tobacco products (except leaf); and 4 in all other.

CITIES OF 20,000 TO 50,000 POPULATION

Table with columns: ALBUQUERQUE (pop. 26, 570) and other city names, and corresponding columns for establishments, salaries, expenses, stocks, net sales, credit sales, and sales to consumers.

1 Includes 1 establishment in dry goods and apparel; 2 in furniture and house furnishings; 1 in iron and steel scrap and other waste materials; 1 in jewelry and optical goods; 1 in lumber and building materials (other than metal); 1 in plumbing and heating equipment and supplies; and 3 in all other.

CITIES OF 5,000 TO 20,000 POPULATION

Table with columns: CLOVIS (pop. 8,027), GALLUP (pop. 5,092), LAS CRUCES (pop. 5,811), RATON (pop. 6,090), ROSWELL (pop. 11,173), SANTA FE (pop. 11,176) and other city names, and corresponding columns for establishments, salaries, expenses, stocks, net sales, credit sales, and sales to consumers.

TABLE 4.—WHOLESALE TRADE, BY TYPE OF ESTABLISHMENT

[An (x) indicates that the amount must be withheld to avoid disclosure of individual operations, but it is included in the totals]

TYPE OF ESTABLISHMENT	Number of establishments	NUMBER OF EMPLOYEES (proprietors not included)			SALARIES AND WAGES	TOTAL EXPENSES (including salaries and wages)	STOCKS ON HAND, END OF YEAR (at cost)	NET SALES	CREDIT SALES (see text, p. 50)		SALES TO ULTIMATE CONSUMERS (at retail)	SALES TO INDUSTRIAL CONSUMERS	AVERAGE SALES PER ESTABLISHMENT
		Total	Male	Female					Amount	Per cent of net sales			
THE STATE													
Total.....	317	1,855	1,258	97	\$2,330,998	\$5,141,099	\$4,743,940	\$53,546,927	\$24,715,102	46.16	\$554,640	\$2,739,984	\$168,918
Wholesalers, only.....	97.	720	657	63	1,255,536	2,831,800	3,585,806	20,882,181	14,340,508	53.38	554,640	426,958	277,136
Service wholesalers:													
Wholesale merchants.....	91	706	643	63	1,220,807	2,774,055	3,430,482	20,295,442	13,783,204	52.42	554,640	55,133	288,961
Supply and machinery distributors.....	6	14	14		26,229	57,805	155,324	589,739	566,304	96.52		371,825	87,790
Bulk tank stations.....	147	414	401	13	758,511	1,525,065	616,564	7,246,950	4,066,429	56.11		286,289	49,209
Chain-store warehouses ¹	2	(x)	(x)		(x)	(x)	(x)	(x)	(x)	(x)			
Manufacturers' sales branches.....	9	20	20		43,122	104,078	36,070	1,599,632	1,566,136	98.09			177,404
Agents and brokers.....	10	(x)	(x)	(x)	(x)	(x)	(x)	(x)	(x)	(x)		(x)	(x)
Auction companies.....	1												
Brokers.....	6	20	13	7	39,718	139,212		3,835,922	1,923,438	50.14			639,320
Commission merchants.....	2	(x)	(x)		(x)	(x)	(x)	(x)	(x)	(x)		(x)	(x)
Selling agents.....	1	(x)	(x)		(x)	(x)	(x)	(x)	(x)	(x)		(x)	(x)
Assemblers and country buyers.....	52	149	135	14	181,877	460,308	371,541	11,244,717	773,524	6.88			216,245
Assemblers.....	27	72	66	6	81,276	221,354	203,630	4,609,322	269,326	5.84			178,938
Country buyers on salary or commission.....	7	9	7	2	11,186	28,097	8,444	343,659	31,045	9.08			49,094
Cooperative marketing associations.....	7	25	22	3	28,900	40,467	22,117	1,141,726					163,104
Elevators (independent).....	5	12	11	1	11,814	35,086	25,095	1,517,648	439,952	28.99			303,539
Elevators (line).....	6	31	29	2	49,501	125,404	112,255	3,545,362	42,201	1.10			590,894

¹ The total expenses for chain-store warehouses include the cost of superintendence and supervision of the retail stores, since practically all chain-store systems have so reported to the bureau.

CITIES OF FROM 20,000 TO 50,000 POPULATION

ALBUQUERQUE.....	44	464	426	38	\$593,259	\$1,484,769	\$1,332,476	\$13,081,744	\$9,225,108	70.52	\$223,815	\$341,422	-----
Wholesalers only.....	26	259	233	26	419,182	1,036,362	1,037,107	6,655,080	4,948,310	74.35	223,815	55,133	-----
All other types of wholesale establishments.....	18	205	193	12	174,077	448,407	295,369	6,426,664	4,276,798	66.55		286,289	-----

TABLE 5.—NUMBER OF ESTABLISHMENTS, BY TYPE AND KIND OF BUSINESS

KIND OF BUSINESS (Establishments classified by major lines of merchandise)	Number of establishments	Wholesale merchants, including jobbers ¹	Assemblers and country buyers	All other types ²	KIND OF BUSINESS (Establishments classified by major lines of merchandise)	Number of establishments	Wholesale merchants, including jobbers ¹	Assemblers and country buyers	All other types ²
Automotive.....	6	6	-----	-----	Iron and steel scrap and other waste materials.....	3	3	-----	
Automobiles and other motor vehicles.....	4	4	-----	-----	Iron and steel scrap.....	2	2	-----	
Automotive equipment.....	2	2	-----	-----	Junk and scrap.....	1	1	-----	
Dry goods and apparel.....	1	1	-----	-----	Jewelry and optical goods.....	2	1	1	
Clothing and furnishings (other than millinery and footwear).....	1	1	-----	-----	Jewelry.....	1	1	-----	
Farm products (not elsewhere specified).....	37	5	31	1	Optical goods.....	1	-----	1	
Cotton.....	6	1	4	1	Lumber and building materials (other than metal).....	3	3	-----	
Grain.....	13	1	12	-----	Construction and building materials (other than metal and wood).....	2	2	-----	
Hides, skins, and furs.....	4	3	1	-----	Lumber and millwork.....	1	1	-----	
Livestock.....	7	-----	7	-----	Machinery, equipment, and supplies (except electrical).....	8	7	1	
Wool and mohair.....	3	-----	3	-----	Construction equipment and supplies.....	1	1	-----	
Other farm products.....	4	-----	4	-----	Manufacturing, mining, and drilling machinery, equipment, and supplies.....	6	5	1	
Farm supplies (except machinery and equipment).....	3	1	2	-----	Service equipment and supplies.....	1	1	-----	
Feed.....	3	1	2	-----	Metals and minerals (except petroleum and scrap).....	2	1	1	
Food products (not elsewhere specified).....	31	12	15	4	Coal.....	2	1	1	
Confectionery and soft drinks.....	2	2	-----	-----	Petroleum and petroleum products.....	162	15	147	
Dairy products.....	2	1	1	-----	Plumbing and heating equipment and supplies.....	1	1	-----	
Poultry and poultry products.....	2	1	1	-----	Plumbing equipment and supplies.....	1	1	-----	
Dairy and poultry products.....	9	1	8	-----	Tobacco and tobacco products (except leaf).....	1	1	-----	
Fruits and vegetables (fresh).....	11	4	5	2	All other.....	4	1	3	
Meats and meat products.....	5	3	5	2	Books, periodicals, and newspapers.....	1	-----	1	
Furniture and house furnishings.....	2	1	-----	-----	Rubber goods (general line).....	1	-----	1	
Furniture.....	1	-----	-----	-----	Miscellaneous kinds of business.....	2	1	1	
House furnishings.....	1	1	-----	-----					
General merchandise.....	10	10	-----	-----					
Groceries and food specialties.....	39	20	4	9					
Groceries (general line).....	25	23	-----	2					
Food and grocery specialties.....	14	3	4	7					

¹ Includes "Supply and machinery distributors."

² The 168 "All other types" consist of the following:

Auction companies.....	1	Chain-store warehouses.....	2	Manufacturers' sales branches—Contd.	
Furniture.....	1	Books, periodicals, and newspapers.....	1	Optical goods.....	1
Brokers.....	6	Miscellaneous kinds of business.....	1	Manufacturing, mining, and drilling machinery, equipment, and supplies.....	1
Cotton.....	1	Commission merchants.....	2	Rubber goods (general line).....	1
Groceries (general line).....	2	Fruits and vegetables (fresh).....	2	Selling agents.....	1
Food and grocery specialties.....	3	Manufacturers' sales branches.....	9	Coal.....	1
Bulk tank stations.....	147	Meats and meat products.....	2		
Petroleum and petroleum products.....	147	Food and grocery specialties.....	4		

TABLES 6, 7.—NET SALES AND TOTAL EXPENSES, BY TYPE OF ESTABLISHMENT AND KIND OF BUSINESS

[Tables 6 and 7 consolidated and abbreviated in this State to avoid disclosure of individual operations]

[An (x) indicates that the amount must be withheld to avoid disclosure of individual operations, but it is included in the totals]

[In thousands of dollars]

KIND OF BUSINESS (Establishments classified by major lines of merchandise)	NET SALES			EXPENSES				
	Total	Wholesale merchants, including jobbers ¹	Assemblers and country buyers	All other types	Total	Wholesale merchants, including jobbers ¹	Assemblers and country buyers	All other types
The State.....	\$58,547	\$26,882	\$11,245	\$15,420	\$5,141	\$2,832	\$400	\$1,849
Automotive.....	974	974			121	121		
Farm products (not elsewhere specified).....	11,380	1,456	(x)	(x)	521	92	(x)	(x)
Farm supplies (except machinery and equipment).....	251	(x)	(x)		11	(x)	(x)	
Food products (not elsewhere specified).....	3,117	576	1,072	1,469	218	50	72	87
General merchandise.....	5,114	5,114			581	581		
Groceries and food specialties.....	15,298	11,375	706	3,157	1,885	1,290	28	67
Iron and steel scrap and other waste materials.....	90	90			18	18		
Lumber and building materials (other than metal).....	245				108	108		
Machinery, equipment, and supplies (except electrical).....	625	(x)		(x)	86	(x)		(x)
Petroleum and petroleum products.....	11,572	4,325		7,247	1,740	215		1,525
All other ²	4,881	2,108		2,778	352	285		67

¹ Includes "Supply and machinery distributors."

² Includes dry goods and apparel, furniture and house furnishings, hardware, jewelry and optical goods, metals and minerals (except petroleum and scrap), plumbing and heating equipment and supplies, tobacco and tobacco products (except leaf).

TABLE 8.—SUMMARY OF WHOLESALE TRADE, BY CHARACTER OF ORGANIZATION

CHARACTER OF ORGANIZATION	Number of establishments	NUMBER OF EMPLOYEES (proprietors not included)			SALARIES AND WAGES	TOTAL EXPENSES (including salaries and wages)	NET SALES	
		Total	Male	Female			Amount	Per cent of total
The State.....	317	1,355	1,258	97	\$2,330,998	\$5,141,099	\$58,546,927	100.00
Individual.....	54	134	123	11	160,255	470,004	6,098,287	12.51
Partnership.....	22	64	58	6	64,925	272,853	6,181,184	11.54
Corporation.....	234	1,132	1,055	77	2,068,218	4,330,115	39,525,730	73.82
Cooperative association.....	7	25	22	3	28,600	49,467	1,141,720	2.13

TABLE 9.—WHOLESALE TRADE, BY THE NUMBER OF MARKETING UNITS AND KIND OF BUSINESS

[An (x) indicates that the amount must be withheld to avoid disclosure of individual operations, but it is included in the totals]

[Net sales and expenses expressed in thousands of dollars]

KIND OF BUSINESS (Establishments classified by major lines of merchandise)	TOTAL			SINGLE-UNIT ESTABLISHMENTS			2 UNITS			3 TO 5 UNITS			
	Number of establishments	Net sales	Total expenses (including salaries and wages)	Number of establishments	Net sales		Total expenses	Number of establishments	Net sales	Total expenses	Number of establishments	Net sales	Total expenses
					Amount	Per cent of total							
Total.....	317	\$58,547	\$5,141	105	\$25,757	48.10	\$1,741	5	\$566	\$36	33	\$11,791	\$1,208
Automotive.....	6	974	121	6	974	100.00	121						
Farm products (not elsewhere specified).....	37	11,380	521	24	6,166	54.18	242				7	2,979	167
Farm supplies (except machinery and equipment).....	3	251	11	3	251	100.00	11						
Food products (not elsewhere specified).....	31	3,117	218	22	1,104	35.42	96	1	(x)	(x)	2	304	27
General merchandise.....	10	5,114	581	3	2,415	47.22	241	1	(x)	(x)	4	1,776	212
Groceries and food specialties.....	39	15,298	1,385	15	6,003	39.24	431	2	(x)	(x)	12	6,071	511
Iron and steel scrap and other waste materials.....	3	90	18	3	90	100.00	18						
Lumber and building materials (other than metal).....	3	245	108	2	(x)	(x)	(x)				1	(x)	(x)
Machinery, equipment, and supplies (except electrical).....	8	625	86	3	202	32.32	82				1	16	2
Petroleum and petroleum products.....	162	11,572	1,740	13	4,270	36.90	202	1	46	4	6	516	213
All other ¹	15	4,881	352	11	(x)	(x)	(x)						

See footnote at end of table.

TABLE 9.—WHOLESALE TRADE, BY THE NUMBER OF MARKETING UNITS AND KIND OF BUSINESS—Contd.

[An (x) indicates that the amount must be withheld to avoid disclosure of individual operations, but it is included in the totals]

[Net sales and expenses expressed in thousands of dollars]

KIND OF BUSINESS (Establishments classified by major lines of merchandise)	6 TO 25 UNITS			26 TO 100 UNITS			OVER 100 UNITS			MORE THAN 1, BUT UNKNOWN		
	Number of establishments	Net sales	Total expenses	Number of establishments	Net sales	Total expenses	Number of establishments	Net sales	Total expenses	Number of establishments	Net sales	Total expenses
Total.....	16	\$6,272	\$754	15	\$1,243	\$149	137	\$6,261	\$1,098	6	\$1,657	\$157
Farm products (not elsewhere specified).....	5	1,295	52							1	640	60
Food products (not elsewhere specified).....	2	465	20				1	(x)	(x)	3	414	23
General merchandise.....	1	(x)	(x)							1	102	59
Groceries and food specialties.....	3	2,157	359	2	536	55	4	60	5	1	(x)	(x)
Machinery, equipment, and supplies (except electrical).....	3	388	45	1	19	7						
Petroleum and petroleum products.....	2	1,311	223	10	284	65	130	5,145	1,033			
All other.....				2	404	22		(x)	(x)			

¹ Includes 1 establishment in dry goods and apparel; 2 in furniture and house furnishings; 2 in hardware; 2 in jewelry and optical goods; 2 in metals and minerals (except petroleum and scrap); 1 in plumbing and heating equipment and supplies; and 1 in tobacco and tobacco products (except leaf).

TABLE 10.—EMPLOYEES ENGAGED IN WHOLESALE TRADE, BY KIND OF BUSINESS

[An (x) indicates that the amount must be withheld to avoid disclosure of individual operations, but it is included in the totals]

KIND OF BUSINESS (Establishments classified by major lines of merchandise)	Number of establishments	Number of proprietors and firm members	TOTAL PAID EMPLOYEES ¹ (proprietors not included)				SALESMEN ²		EXECUTIVES ²		ALL OTHER EMPLOYEES		TOTAL EMPLOYEES ON SPECIFIED DATES			
			Number of employees			Salaries and wages	Number	Salaries	Number	Salaries	Number	Salaries	Apr. 15	July 15	Oct. 15	Dec. 15
			Total	Male	Female											
Total.....	317	103	1,355	1,268	87	\$2,330,998	108	\$300,426	35	\$72,054	1,212	\$1,958,518	1,187	1,290	1,296	1,281
Automotive.....	6	3	43	39	4	48,278					43	48,278	39	43	32	43
Farm products (not elsewhere specified).....	37	25	119	111	8	159,784			7	11,613	112	148,171	88	173	160	153
Cotton.....	6	4	10	8	2	12,234			1	1,458	9	10,776	5	7	14	14
Grain.....	13	8	59	56	3	82,208			6	10,155	53	72,113	46	106	71	62
Hides, skins, and furs.....	4	1	15	13	2	19,209					15	19,209	15	27	20	27
Livestock.....	7	11	14	13	1	15,242					14	15,242	14	14	16	16
Wool and mohair.....	3	1	6	6		15,202					6	15,202	6	17	6	6
Other farm products.....	4		15	15		15,620					15	15,620	2	2	24	28
Farm supplies (except machinery and equipment).....	3	2	5	4	1	7,194					5	7,194	5	4	7	5
Food products (not elsewhere specified).....	31	26	99	91	8	104,648	13	23,390	3	8,760	83	72,498	80	87	119	92
Confectionery and soft drinks.....	2	(x)	(x)	(x)	(x)	(x)					(x)	(x)	(x)	(x)	(x)	(x)
Dairy products.....	2	(x)	(x)	(x)	(x)	(x)					(x)	(x)	(x)	(x)	(x)	(x)
Poultry and poultry products.....	2	(x)	(x)	(x)	(x)	(x)	(x)	(x)			(x)	(x)	(x)	(x)	(x)	(x)
Dairy and poultry products.....	9	6	15	13	2	14,370					15	14,370	14	14	15	15
Fruits and vegetables (fresh).....	11	10	47	43	4	44,773	7	13,360	1	3,600	39	27,813	30	36	68	42
Meats and meat products.....	5	4	19	19		27,464	5	9,230	2	5,160	12	13,074	19	19	19	13
General merchandise.....	10	3	154	139	15	336,519					154	336,519	152	162	169	154
Groceries and food specialties.....	39	13	325	292	33	604,238	49	124,787	8	23,507	268	455,644	330	319	334	336
Groceries (general line).....	25	6	291	264	27	546,888	39	100,503	7	21,652	245	424,673	290	280	290	290
Food and grocery specialties.....	14	7	34	28	6	57,350	10	24,224	1	2,155	23	30,971	40	29	44	40
Iron and steel scrap and other waste materials.....	3	3	10	9	1	11,766					10	11,766	19	12	12	9
Lumber and building materials (other than metal).....	3	3	32	31	1	48,727	2	5,000	1	3,000	29	40,727	29	32	35	32
Machinery, equipment, and supplies (except electrical).....	8	2	19	18	1	34,804	3	11,850			16	22,974	16	22	19	19
Construction equipment and supplies.....	1	(x)	(x)	(x)	(x)	(x)	(x)	(x)					(x)	(x)	(x)	(x)
Manufacturing, mining, and drilling machinery, equipment, and supplies.....	6		16	16		24,599	1	1,800			15	22,799	14	19	16	16
Service equipment and supplies.....	1	(x)	(x)	(x)	(x)	(x)					(x)	(x)	(x)	(x)	(x)	(x)
Petroleum and petroleum products.....	162	16	439	426	13	783,686	35	112,764	13	13,583	391	662,320	324	329	314	313
All other ³	15	7	110	98	12	191,394	6	22,655	3	6,292	101	162,437	105	107	111	125

¹ Establishments in most cases reported average number employees on pay roll during year 1929; thus figures may not agree with total on specified dates.

² Employees not classified on automobile schedules or for establishments in towns and cities under 10,000 population, but are included in total.

³ Includes 1 establishment in dry goods and apparel; 2 in furniture and house furnishings; 2 in hardware; 2 in jewelry and optical goods; 2 in metals and minerals (except petroleum and scrap); 1 in plumbing and heating equipment and supplies; 1 in tobacco and tobacco products (except leaf); and 4 in all other.

CENSUS OF DISTRIBUTION

TABLE 11.—CLASSIFICATION OF WHOLESALE MERCHANTS¹ ACCORDING TO NET SALES, BY KIND OF BUSINESS

[An (x) indicates that the amount must be withheld in order to avoid disclosure of individual operations, but it is included in the totals]

[Net sales and expenses expressed in thousands of dollars]

VOLUME ANALYSIS

NET SALES GROUPS	Number of establishments	Net sales	Total expenses	NET SALES GROUPS	Number of establishments	Net sales	Total expenses
The State.....	97	\$26,882	\$2,832				
Under \$25,000.....	17	257	76	\$200,000 to \$209,999.....	5	\$1,107	\$106
\$25,000 to \$49,999.....	16	602	69	\$300,000 to \$399,999.....	8	2,834	273
\$50,000 to \$99,999.....	11	830	133	\$400,000 to \$499,999.....	3	1,285	84
\$100,000 to \$199,999.....	23	3,288	438	\$500,000 to \$1,000,000.....	9	6,775	623
				Over \$1,000,000.....	5	9,835	1,025

KIND OF BUSINESS (Establishments classified by major lines of merchandise)	TOTAL			LESS THAN \$100,000			\$100,000 TO \$499,999			\$500,000 AND OVER		
	Number of establishments	Net sales	Total expenses	Number of establishments	Net sales	Total expenses	Number of establishments	Net sales	Total expenses	Number of establishments	Net sales	Total expenses
The State.....	97	\$26,882	\$2,832	44	\$1,098	\$278	39	\$8,574	\$901	14	\$16,610	\$1,653
Automotive.....	6	074	121	2	(x)	(x)	4	891	114			
Farm products (not elsewhere specified).....	5	1,456	92	2	(x)	(x)	2	(x)	(x)	1	(x)	(x)
Food products (not elsewhere specified).....	12	576	59	11	459	57	1	(x)	(x)			
General merchandise.....	10	5,114	581				6	1,336	146	4	3,778	435
Groceries and food specialties.....	26	11,375	1,290	4	111	14	15	3,514	260	7	7,750	1,016
Iron and steel scrap and other waste materials.....	3	90	18	3	90	18						
Lumber and building materials (other than metal).....	3	245	108	2	(x)	(x)	1	(x)	(x)			
Machinery, equipment, and supplies (except electrical).....	7	590	60	4	50	22	3	531	38			
Petroleum and petroleum products.....	15	4,325	215	11	415	52	3	850	50	1	(x)	(x)
All other ²	10	2,137	288	5	254	42	4	1,189	171	1	697	75

¹ For the purposes of this tabulation the term "Wholesale merchants" is used to cover importers, supply and machinery distributors, and wholesale merchants (including jobbers and semijobbers). It is not synonymous with "Wholesalers only."

² Includes 1 establishment in dry goods and apparel; 1 in farm machinery (except machinery and equipment); 1 in furniture and house furnishings; 2 in hardware; 1 in jewelry and optical goods; 1 in metals and minerals (except petroleum and scrap); 1 in plumbing and heating equipment and supplies; 1 in tobacco and tobacco products (except leaf); and 1 in all other.

TABLE 12.—NUMBER OF ESTABLISHMENTS BY KIND OF BUSINESS, FOR NEW MEXICO CITIES HAVING 20,000 POPULATION AND OVER

[Table 12 is omitted for New Mexico. The data for ALBUQUERQUE, the only city having 20,000 population and over, are shown in Table 3.]

TABLE 13.—COMMODITY SALES BY KIND OF BUSINESS, AND TYPE OF ESTABLISHMENT¹

COMMODITY COVERAGE

[An (x) indicates that the amount must be withheld in order to avoid the disclosure of individual operations, but it is included in the totals]

[Net sales and volume of commodity coverage expressed in thousands of dollars]

KIND OF BUSINESS (Establishments classified by major lines of merchandise)	Net sales	Volume of commodity coverage ²	Per cent of commodity coverage	KIND OF BUSINESS (Establishments classified by major lines of merchandise)	Net sales	Volume of commodity coverage ²	Per cent of commodity coverage
Automotive.....	974	700	78.6	Iron and steel scrap and other waste materials.....	\$90	\$84	93.3
Dry goods and apparel.....	(x)	(x)	(x)	Jewelry and optical goods.....	(x)	(x)	(x)
Farm products (not elsewhere specified).....	11,380	2,195	19.3	Lumber and building materials (other than metal).....	245	129	52.6
Farm supplies (except machinery and equipment).....	251			Machinery, equipment, and supplies (except electrical).....	625	601	96.1
Food products (not elsewhere specified).....	3,117	1,595	51.1	Metals and minerals (except petroleum and scrap).....	(x)	(x)	(x)
Furniture and house furnishings.....	(x)	(x)	(x)	Petroleum and petroleum products.....	11,572	4,739	40.9
General merchandise.....	5,114			Plumbing and heating equipment and supplies.....	(x)	(x)	(x)
Groceries and food specialties.....	15,298	8,758	57.2	Tobacco and tobacco products (except leaf).....	(x)	(x)	(x)
				All other.....	777	380	49.7

¹ The first part of this table indicates the extent of commodity coverage, i. e., the amount and percentage of the total net sales that have been broken down by commodities. This information is presented for each of the 24 principal kinds of business classifications. In the second part of the table the commodities are arranged alphabetically. Under each commodity the sales of that commodity are shown by trades and by types of distributors operating within each trade. For explanation of commodities included in each classification see complete text, page 7.

² The breakdown of sales by commodities was in some cases reported on the basis of gross sales rather than net sales. For this reason the commodity sales may in some instances exceed the total net sales by the amount of returned goods and allowances of those returns in which gross sales were used as a basis for reporting the sales by commodities.

TABLE 13.—COMMODITY SALES, BY KIND OF BUSINESS AND TYPE OF ESTABLISHMENT—Continued

COMMODITY SALES

[Expressed in thousands of dollars]

COMMODITY BY KIND OF BUSINESS AND TYPE OF ESTABLISHMENT	Net sales	COMMODITY BY KIND OF BUSINESS AND TYPE OF ESTABLISHMENT	Net sales	COMMODITY BY KIND OF BUSINESS AND TYPE OF ESTABLISHMENT	Net sales
Total net sales.....	\$58,547	Electrical appliances, equipment, and supplies (0.1 per cent of reported commodity sales).....	\$31	Machinery, equipment, and supplies—Con. Machinery, equipment, and supplies (except electrical) trade:	
Sales not reported by commodities.....	51,264	Automotive trade:		Manufacturers' sales branches.....	\$17
Reported commodity sales (100 per cent).....	22,283	Wholesale merchants.....	31	Wholesale merchants.....	437
Automobiles, trucks, and tractors, new and used (2.7 per cent of reported commodity sales)	602	Farm products (not elsewhere specified) (0.9 per cent of reported commodity sales).....	200	All other trades:	
Automotive trade:		Farm products (not elsewhere specified) trade:		Manufacturers' sales branches.....	47
Wholesale merchants.....	551	Wholesale merchants.....	200	Meats and meat products (fresh and cured) (4.2 per cent of reported commodity sales).....	932
Furniture and house furnishings trade:		Feeds (0.4 per cent of reported commodity sales).....	80	Food products (not elsewhere specified) trade:	
Auction companies.....	2	Farm products (not elsewhere specified) trade:		Manufacturers' sales branches.....	931
Machinery, equipment, and supplies (except electrical) trade:		Wholesale merchants.....	80	Grocery and food specialties trade:	
Wholesale merchants.....	49	Fish and sea foods (fresh and processed) (0.3 per cent of reported commodity sales).....	60	Wholesale merchants.....	1
Automotive equipment, parts, and accessories (1.3 per cent of reported commodity sales)	408	Grocery and food specialties trade:		Notions and dry goods, small wares (0.1 per cent of reported commodity sales).....	19
Automotive trade:		Wholesale merchants.....	60	Dry goods and apparel trade:	
Wholesale merchants.....	161	Food products (not elsewhere specified) (3.6 per cent of reported commodity sales).....	812	Wholesale merchants.....	19
All other trades:		Grocery and food specialties trade:		Optical goods (0.1 per cent of reported commodity sales).....	18
Manufacturers' sales branches.....	247	Brokers.....	294	Jewelry and optical goods trade:	
Bakery products (cakes, biscuits, crackers, etc.) (0.3 per cent of reported commodity sales)	56	Wholesale merchants.....	518	Manufacturers' sales branches.....	16
Grocery and food specialties trade:		Fruits and vegetables (fresh and dried) (4.5 per cent of reported commodity sales).....	989	Petroleum and petroleum products (21.4 per cent of reported commodity sales).....	4,761
Wholesale merchants.....	50	Food products (not elsewhere specified) trade:		Automotive trade:	
Barbers' equipment and supplies (less than 0.1 per cent of reported commodity sales)	3	Commission merchants.....	278	Wholesale merchants.....	23
Machinery, equipment, and supplies (except electrical) trade:		Wholesale merchants.....	41	Petroleum and petroleum products trade:	
Wholesale merchants.....	3	Grocery and food specialties trade:		Bulk tank stations.....	4,536
Books, magazines, and newspapers (0.5 per cent of reported commodity sales)	61	Brokers.....	110	Wholesale merchants.....	203
All other trades:		Wholesale merchants.....	564	Plumbing and heating equipment and supplies (1.1 per cent of reported commodity sales).....	241
Chain store warehouses.....	61	Furniture, wooden and metal (0.1 per cent of reported commodity sales).....	20	Plumbing and heating equipment and supplies trade:	
Building materials (not classified elsewhere) (less than 0.1 per cent of reported commodity sales)	6	Furniture and house furnishings trade:		Wholesale merchants.....	241
Lumber and building materials (other than metal) trade:		Auction companies.....	20	Seeds (field and garden) and bulbs (0.3 per cent of reported commodity sales).....	76
Wholesale merchants.....	5	Glass, sheet (less than 0.1 per cent of reported commodity sales)	8	Farm products (not elsewhere specified) trade:	
Canned goods (food products) (3.5 per cent of reported commodity sales)	1,860	Lumber and building materials (other than metal) trade:		Wholesale merchants.....	75
Food products (except groceries) trade:		Wholesale merchants.....	8	Sheet-metal work (0.1 per cent of reported commodity sales).....	14
Manufacturers' sales and branches.....	3	Grain (wheat, corn, oats, etc.) (2.1 per cent of reported commodity sales).....	470	Machinery, equipment, and supplies (except electrical) trade:	
Grocery and food specialties trade:		Farm products (not elsewhere specified) trade:		Wholesale merchants.....	14
Brokers.....	1,089	Wholesale merchants.....	470	Shoes and other footwear (including rubber) (less than 0.1 per cent of reported commodity sales).....	1
Wholesale merchants.....	768	Groceries (except canned goods) (17.2 per cent of reported commodity sales).....	3,821	All trades:	
Cigars, cigarettes, and tobacco (except leaf) (2.7 per cent of reported commodity sales)	695	Food products (not elsewhere specified) trade:		Manufacturers' sales branches.....	1
Grocery and food specialties trade:		Manufacturers' sales branches.....	87	Soaps and toilet preparations (0.5 per cent of reported commodity sales).....	115
Wholesale merchants.....	150	Grocery and food specialties trade:	1,444	Food products (not elsewhere specified) trade:	
Tobacco and tobacco products (except leaf) trade:		Brokers.....	60	Manufacturers' sales branches.....	19
Wholesale merchants.....	445	Manufacturers' sales branches.....	2,230	Grocery and food specialties trade:	
Clothing and furnishings, men's and boys' (less than 0.1 per cent of reported commodity sales)	10	Wholesale merchants.....	428	Brokers.....	20
Dry goods and apparel trade:		Hides, skins, and raw furs (1.9 per cent of reported commodity sales).....	428	Wholesale merchants.....	78
Wholesale merchants.....	10	Farm products (not elsewhere specified) trade:		Textile products (not classified elsewhere) (less than 0.1 per cent of reported commodity sales).....	5
Clothing, women's and children's (0.2 per cent of reported commodity sales)	37	Wholesale merchants.....	426	Farm products (not elsewhere specified) trade:	
Dry goods and apparel trade:		House furnishings and supplies (0.6 per cent of reported commodity sales).....	128	Wholesale merchants.....	5
Wholesale merchants.....	37	Furniture and house furnishings trade:		Wood products (0.5 per cent of reported commodity sales).....	116
Coal and coke (0.1 per cent of reported commodity sales)	2,026	Wholesale merchants.....	121	Lumber and building materials (other than metal) trade:	
Metals and minerals (except petroleum and scrap) trade:		Grocery and food specialties trade:	7	Wholesale merchants.....	116
Selling agents.....	2,026	Wholesale merchants.....	238	Wool, raw (0.1 per cent of reported commodity sales).....	18
Confectionery and soft drinks (0.6 per cent of reported commodity sales)	123	Iron and steel and products (except as classified) (1.1 per cent of reported commodity sales).....	74	Farm products (not elsewhere specified) trade:	
Grocery and food specialties trade:		Iron and steel scrap and other waste materials trade:		Wholesale merchants.....	18
Brokers.....	24	Wholesale merchants.....	81	Miscellaneous commodities (4.9 per cent of reported commodity sales).....	1,029
Wholesale merchants.....	69	Machinery, equipment, and supplies (except electrical) trade:		Farm products (not elsewhere specified) trade:	
All other trades:		Wholesale merchants.....	83	Wholesale merchants.....	2
Chain store warehouses.....	30	Plumbing and heating equipment and supplies trade:		Furniture and house furnishings trade:	
Cotton, raw, including linters (4.1 per cent of reported commodity sales)	919	Wholesale merchants.....	10	Auction companies.....	1
Farm products (not elsewhere specified) trade:		Junk and scrap (less than 0.1 per cent of reported commodity sales).....	10	Grocery and food specialties trade:	
Brokers.....	739	Iron and steel scrap and other waste materials trade:		Brokers.....	74
Wholesale merchants.....	180	Wholesale merchants.....	10	Wholesale merchants.....	951
Dairy products and eggs (1.9 per cent of reported commodity sales)	423	Machinery, equipment, and supplies (industrial) (2.2 per cent of reported commodity sales).....	501	Petroleum and petroleum products trade:	
Food products (not elsewhere specified) trade:				Bulk tank stations.....	1
Manufacturers' sales branches.....	151				
Wholesale merchants.....	85				
Grocery and food specialties trade:					
Brokers.....	36				
Wholesale merchants.....	151				