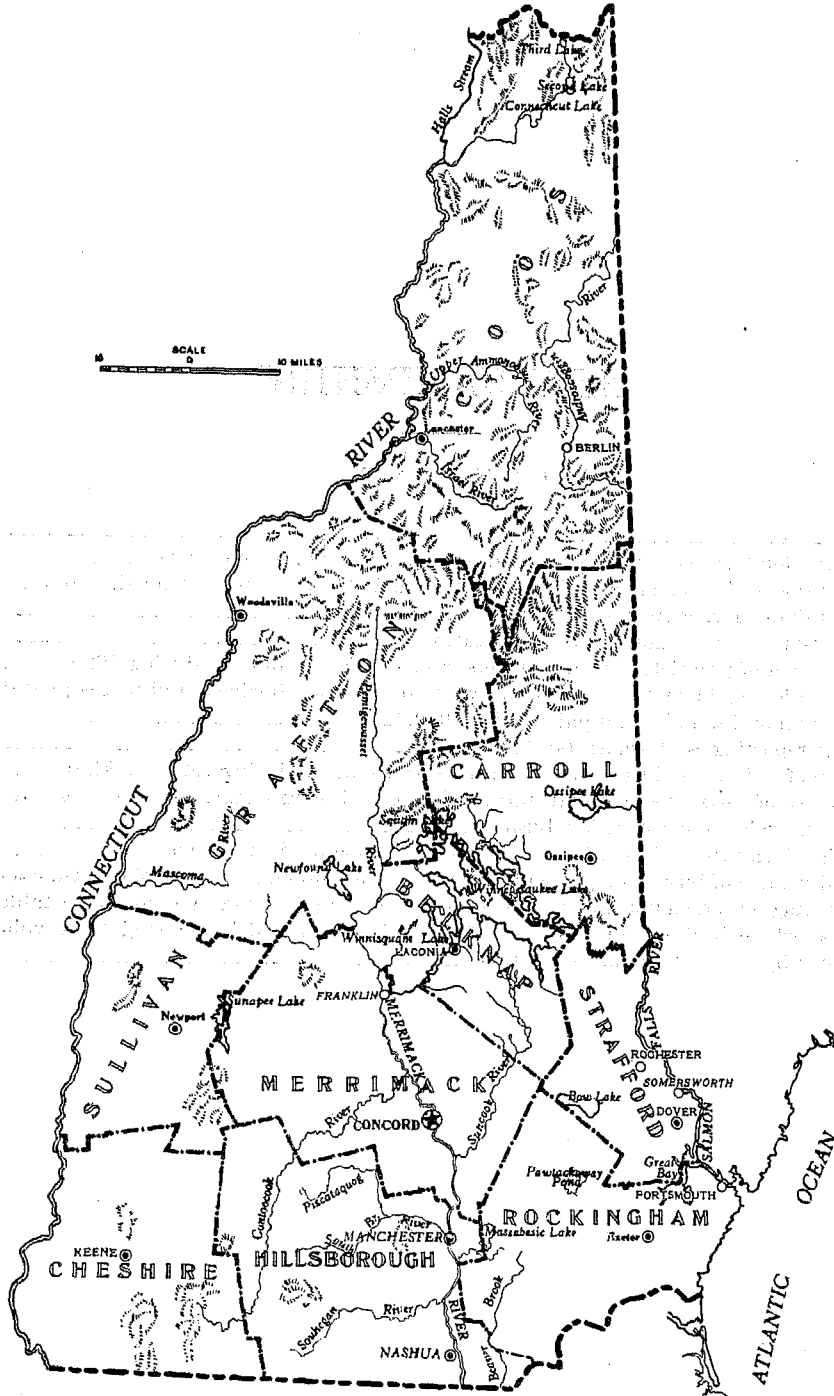


NEW HAMPSHIRE

CONTENTS

	Page
MAP	748
TABLE 1.—Value of construction business during 1929, and principal items of expenditure.....	749
TABLE 2.—Construction business of reporting establishments during 1929, by class of ownership and by type of work.....	749
TABLE 3.—Construction business during 1929, by location.....	750
TABLE 4.—Construction business outside home State, by location.....	750
TABLE 5.—Number and salaries of proprietors, firm members, and salaried employees during 1929.....	750
TABLE 6.—Value of construction equipment, in comparison with construction business and wages paid during 1929.....	751
TABLE 7.—Wage earners, by months, and wages paid during 1929.....	751
TABLE 8.—Expenditures of reporting establishments: 1929.....	752
TABLE 9.—Cost of materials furnished and used by reporting establishments during 1929, by kind.....	752
TABLE 10.—Comparison of cost of designated materials furnished and used by reporting establishments during 1929, with cost of materials and value of construction business.....	753
TABLE 11.—Cost of materials furnished and used by reporting establishments during 1929.....	754
TABLE 12.—Number of and volume of business reported by establishments doing a construction business of less than \$25,000 in 1929, percentage of total number of known establishments, and average volume per establishment.....	755
TABLE 13.—Establishments (whose business was less than \$25,000 in 1929) which reported their volume of construction work, classified by range of volume of business.....	755

NEW HAMPSHIRE



CONSTRUCTION—NEW HAMPSHIRE

TABLE 3.—CONSTRUCTION BUSINESS DURING 1929, BY LOCATION

CLASSIFICATION OF ESTABLISHMENTS	Establishments reporting	Total	In home city	In home State	Outside home State	CLASSIFICATION OF ESTABLISHMENTS	Establishments reporting	Total	In home city	In home State	Outside home State
General contractors.....	66	6,929,010	3,307,541	5,403,317	1,525,693	Subcontractors.....	9	512,717	407,839	502,271	10,446
Building.....	58	5,967,697	3,127,481	5,091,541	876,158	Electrical.....	24	1,435,234	1,124,530	1,417,234	18,000
Building not specialized.....	45	4,985,116	2,348,788	4,137,958	847,158	Heating and plumbing.....	10	648,325	463,980	636,325	12,000
Residential building only.....	13	982,581	778,693	953,583	28,998	Heating and piping.....	6	428,203	301,844	422,203	6,000
Street paving and highway.....	5	705,818	77,525	104,387	511,431	Plumbing.....	8	358,706	358,706	358,706	-----
Other classes ¹	3	255,495	102,535	117,389	138,106	Plumbing and heating combined.....	4	175,932	159,713	174,952	980
						Painting and decorating.....	5	294,995	182,888	275,753	19,242
						Roofing.....	4	544,112	136,671	275,612	268,500
						Other classes ²	4				

¹ Includes bridge and culvert; and grading.
² Includes carpentering and wood flooring; masonry; and steel erection.

TABLE 4.—CONSTRUCTION BUSINESS OUTSIDE HOME STATE, BY LOCATION

STATE	LOCATION REPORTED BY—			STATE	LOCATION REPORTED BY—		
	All classes of establishments	General contractors	Subcontractors		All classes of establishments	General contractors	Subcontractors
NEW HAMPSHIRE				NEW HAMPSHIRE—Continued			
Total distributed by State ¹	\$1,842,861	\$1,525,693	\$317,168	Total distributed by State—Continued.			
Maine.....	291,212	85,043	206,169	Pennsylvania.....	\$10,446		\$10,446
Massachusetts.....	157,219	108,426	48,793	Vermont.....	1,378,884	\$1,327,124	51,760
				Other States, n. s.....	5,100	5,100	-----

¹ Number of establishments reporting: All classes, 28; general contractors, 18; subcontractors, 10.

TABLE 5.—NUMBER AND SALARIES OF PROPRIETORS, FIRM MEMBERS, AND SALARIED EMPLOYEES: 1929

CLASSIFICATION OF ESTABLISHMENTS	Es-tab-lish-ments re- port- ing	PROPRIETORS AND FIRM MEMBERS			SALARIED EMPLOYEES									
		Re- ceiv- ing no salary	Receiving salaries		All salaried employees		Officers and clerical staff		Superintendents, foremen, etc.		Number reported, by sex			Sex not re- port- ed
			Num- ber	Total annual salaries	Total num- ber	Total annual salaries	Num- ber	Total annual salaries	Num- ber	Total annual salaries	Total	Male	Female	
NEW HAMPSHIRE	110	95	25	\$74,931	208	\$406,410	122	\$222,387	86	\$184,023	200	158	42	8
General contractors.....	66	58	12	42,377	133	269,702	68	132,266	65	137,436	131	107	24	2
Building.....	58	54	9	33,177	104	214,975	52	99,203	52	115,772	102	82	20	2
Building not specialized.....	45	39	9	33,177	89	193,604	46	94,399	43	99,205	88	71	17	1
Residential building only.....	13	15	-----	-----	15	21,371	0	4,804	9	16,567	14	11	3	1
Street paving and highway.....	5	3	3	9,200	19	36,802	8	20,133	11	16,664	19	17	2	-----
Other classes ¹	3	1	-----	-----	10	17,925	8	12,925	2	5,000	10	8	2	-----
Subcontractors.....	44	37	13	32,554	75	136,708	54	90,121	21	46,587	69	51	18	6
Electrical.....	9	10	-----	-----	25	40,482	16	20,302	9	20,180	25	16	9	-----
Heating and plumbing.....	23	15	10	24,724	35	61,417	27	44,210	8	17,207	30	22	8	5
Heating and piping.....	10	8	5	11,284	13	16,492	10	10,415	3	6,077	8	4	4	5
Plumbing.....	6	2	1	4,600	16	35,833	12	25,953	4	9,880	16	13	3	-----
Plumbing and heating combined.....	7	5	4	8,840	6	9,092	5	7,842	1	1,250	6	5	1	-----
Painting and decorating.....	4	6	-----	-----	2	676	2	-----	-----	-----	5	5	-----	1
Roofing.....	5	4	3	7,830	5	8,133	5	8,133	-----	-----	8	8	-----	-----
Other classes ²	3	2	-----	-----	8	26,000	4	16,800	4	9,200	8	8	-----	-----

¹ Includes bridge and culvert; and grading.

² Includes masonry; and steel erection.

TABLE 6.—VALUE OF CONSTRUCTION EQUIPMENT, IN COMPARISON WITH CONSTRUCTION BUSINESS AND WAGES PAID DURING 1929

CLASSIFICATION OF ESTABLISHMENTS AND PERCENTAGE OF EQUIPMENT OWNED	Establishments reporting	Equipment		Value of construction business reported	Wages paid	CLASSIFICATION OF ESTABLISHMENTS AND PERCENTAGE OF EQUIPMENT OWNED	Establishments reporting	Equipment		Value of construction business reported	Wages paid
		Purchased during the year	Inventory value at end of year					Purchased during the year	Inventory value at end of year		
NEW HAMPSHIRE	98	\$173,513	\$627,183	\$9,161,427	\$2,846,870	NEW HAMPSHIRE—Continued					
<i>Classification of establishments</i>						<i>Percentage of equipment owned</i>					
General contractors	58	154,432	501,425	6,521,260	2,209,713	General contractors	58	\$154,432	\$501,425	\$6,521,260	\$2,209,713
Building	50	54,931	325,231	5,559,947	1,861,143	None	2			138,845	42,742
Building not specialized	40	50,512	200,861	4,704,311	1,581,302	1% to 25%, inclusive	1				
Residential building only	10	4,419	34,370	855,636	279,841	26% to 50%, inclusive	1		2,591	41,321	15,529
Street paving and highway	5	80,799	130,048	705,818	240,478	51% to 75%, inclusive	1	5,000	17,364	765,000	324,000
Other classes ¹	3	18,702	45,546	255,495	108,092	70% to 99%, inclusive	9	36,484	85,138	928,837	267,545
Subcontractors	40	19,081	125,768	2,640,167	637,157	100%	45	112,948	396,332	4,647,257	1,559,897
Electrical	9	3,570	29,462	512,717	131,831	Not reported					
Heating and plumbing	19	6,158	58,842	1,141,582	269,949	Subcontractors	40	19,081	125,768	2,640,167	637,157
Heating and piping	10	3,016	37,842	648,325	157,803	None	1			60,000	8,800
Plumbing	4	2,292	10,640	240,253	43,143	1% to 25%, inclusive	1	1,792	4,572	28,164	10,094
Plumbing and heating combined	5	850	10,360	253,004	69,003	26% to 50%, inclusive					
Painting and decorating	4	423	3,372	175,932	96,449	51% to 75%, inclusive	1	600	4,768	72,000	8,542
Roofing	5	8,470	26,322	294,995	70,038	70% to 99%, inclusive	33	9,229	101,051	2,251,299	536,796
Other classes ²	3	460	7,700	514,941	68,890	100%	4	7,460	15,367	228,704	72,925

¹ Includes bridge and culvert; and grading.

² Includes masonry; and steel erection.

TABLE 7.—WAGE EARNERS, BY MONTHS, AND WAGES PAID DURING 1929

CLASSIFICATION OF ESTABLISHMENTS AND LENGTH OF WORKING WEEK	Establishments reporting	NUMBER EMPLOYED ON 15TH DAY OF THE MONTH OR NEAREST REPRESENTATIVE DAY												Wages paid during year
		January	February	March	April	May	June	July	August	September	October	November	December	
NEW HAMPSHIRE	100	1,286	1,174	1,278	1,616	2,066	2,280	2,182	2,382	2,365	2,378	2,254	1,681	\$2,820,560
<i>Classification of establishments</i>														
General contractors	60	939	837	943	1,207	1,610	1,761	1,675	1,872	1,840	1,876	1,780	1,295	2,157,339
Building	55	907	808	921	1,133	1,465	1,584	1,475	1,578	1,608	1,633	1,555	1,204	1,977,194
Building not specialized	43	809	705	781	959	1,255	1,343	1,247	1,355	1,384	1,381	1,235	962	1,678,075
Residential building only	12	98	103	140	174	210	241	228	224	224	252	280	242	304,119
Other classes ¹	5	32	29	22	74	145	177	200	294	232	243	195	91	180,145
Subcontractors	40	347	337	335	409	456	499	507	510	515	502	474	336	663,221
Electrical	6	54	48	47	51	56	65	65	62	59	56	59	55	99,158
Heating and plumbing	22	199	188	173	182	201	219	227	240	245	253	237	221	328,686
Heating and piping	10	99	88	77	90	97	107	109	118	121	124	114	111	157,803
Plumbing	6	49	52	57	53	60	66	66	65	63	63	55	52	92,832
Plumbing and heating combined	6	51	48	39	39	44	52	57	57	61	66	68	58	77,551
Painting and decorating	4	24	30	42	65	78	75	66	63	69	56	42	25	96,449
Roofing	5	36	35	35	57	62	64	64	63	61	66	66	43	70,038
Other classes ²	3	34	36	38	54	59	76	85	82	81	71	70	42	68,890
<i>Length of working week</i>														
General contractors	60	939	837	943	1,207	1,610	1,761	1,675	1,872	1,840	1,876	1,780	1,295	2,157,339
40-hour, 5-day week	5	136	91	89	122	120	73	91	135	153	103	145	68	210,875
45-hour, 5-day week														
50-hour, 5-day week														
All other 5-day week														
44-hour, 5½-day week	13	157	129	139	179	217	231	216	246	257	262	273	214	295,601
49½-hour, 5½-day week														
55-hour, 5½-day week														
All other 5½-day week	12	225	211	237	293	368	427	416	495	472	496	363	309	545,377
48-hour, 6-day week	5	54	53	56	80	100	100	87	97	95	100	121	114	131,036
54-hour, 6-day week	23	351	333	410	546	779	906	848	888	847	901	839	581	946,988
60-hour, 6-day week														
All other 6-day week	1	15	15	9	11	17	14	7	6	12	9	5	5	13,400
All other not designated														
Not reported	1	1	5	3	6	9	10	10	5	4	5	4	4	14,062
Subcontractors	40	347	337	335	409	456	499	507	510	515	502	474	336	663,221
40-hour, 5-day week	4	44	35	31	40	37	30	45	52	50	52	50	50	66,054
45-hour, 5-day week														
50-hour, 5-day week	1	25	25	25	25	30	35	35	35	35	30	30	20	30,000
All other 5-day week														
44-hour, 5½-day week	21	183	185	191	232	254	267	271	262	278	270	268	219	387,409
49½-hour, 5½-day week	1	4	5	4	4	4	5	6	6	8	8	10	9	8,454
55-hour, 5½-day week														
All other 5½-day week	2	12	11	13	14	16	18	22	26	19	17	15	13	18,643
48-hour, 6-day week	4	18	16	12	16	10	27	32	34	28	27	18	17	29,523
54-hour, 6-day week	4	19	22	23	37	41	45	41	39	41	48	42	20	47,036
60-hour, 6-day week														
All other 6-day week	2	36	33	28	32	44	51	43	44	45	43	35	33	63,010
All other not designated														
Not reported	1	6	5	8	9	14	15	12	12	11	7	6	5	18,092

¹ Includes highway; bridge and culvert; and street paving.

² Includes masonry; and steel erection.

CONSTRUCTION—NEW HAMPSHIRE

TABLE 8.—EXPENDITURES OF REPORTING ESTABLISHMENTS: 1929

CLASSIFICATION OF ESTABLISHMENTS	Es-tab-lish-ments re-ported	Value of construction business re-ported	PRINCIPAL ITEMS OF EXPENDITURE			OTHER ITEMS OF EXPENDITURE							
			Subcon-tract work let	Wages paid	Cost of materials	Salaries		Rent for		Inter-est	Con-tract bond pre-miums	Com-pen-sation and liability in-surance pre-miums	All other overhead expenses
						Propri-eters and firm members	Em-ploy-ees	Equip-ment	Offices, etc.				
NEW HAMPSHIRE	98	\$8,683,798	\$799,000	\$2,647,041	\$3,520,470	\$89,931	\$389,647	\$11,389	\$30,637	\$29,579	\$15,854	\$56,850	\$420,353
General contractors.....	56	5,885,606	746,000	1,966,524	2,140,326	37,377	260,772	11,389	10,290	22,934	15,509	45,587	227,388
Building.....	48	4,924,293	717,000	1,617,954	1,769,585	28,177	206,045	5,317	7,185	17,273	9,109	30,814	129,675
Building not specialized.....	39	4,097,657	668,000	1,346,271	1,438,309	28,177	188,824	5,298	6,395	14,933	9,109	32,622	98,042
Residential building only.....	9	826,636	49,000	271,683	331,276	-----	17,221	19	780	2,340	-----	4,292	31,633
Street paving and highway.....	5	705,818	18,000	240,478	310,223	9,200	36,802	4,572	2,231	4,332	4,921	5,062	59,347
Other classes ¹	3	255,495	11,000	103,092	60,518	-----	17,925	1,500	874	1,329	1,470	3,111	38,366
Subcontractors.....	42	2,798,192	53,000	680,517	1,380,144	32,554	128,875	-----	20,337	6,645	345	11,263	192,965
Electrical.....	9	512,717	-----	131,631	205,507	-----	40,482	-----	7,262	5,971	-----	1,481	34,175
Heating and plumbing.....	22	1,361,234	15,000	333,427	703,515	24,724	61,417	-----	10,104	5,093	345	3,911	78,947
Heating and piping.....	9	616,325	15,000	152,603	335,924	11,284	16,492	-----	6,205	2,587	145	1,890	33,178
Plumbing.....	6	428,203	-----	93,332	227,934	4,600	35,833	-----	2,435	601	200	1,240	25,327
Plumbing and heating combined.....	7	306,706	-----	87,492	144,607	8,840	9,092	-----	1,464	1,875	-----	772	20,442
Painting and decorating.....	4	175,932	-----	96,449	40,522	-----	676	-----	1,160	-----	-----	1,739	15,125
Roofing.....	4	243,363	15,000	49,320	99,460	7,330	300	-----	1,211	803	-----	1,855	21,343
Other classes ²	3	514,941	23,000	68,890	326,050	-----	26,000	-----	600	17%	-----	2,777	43,375

¹ Includes bridge and culvert; and grading.

² Includes masonry; and steel erection.

TABLE 9.—COST OF MATERIALS FURNISHED AND USED BY REPORTING ESTABLISHMENTS DURING 1929, BY KIND

KIND OF MATERIAL	COST OF MATERIALS REPORTED BY				KIND OF MATERIAL	COST OF MATERIALS REPORTED BY					
	All classes of establish-ments			General contractors		Sub-contractors	All classes of establish-ments			General contractors	Sub-contractors
	Amount	Per-cent dis-tribution	Per-\$1,000 construction work done ¹				Amount	Per-cent dis-tribution	Per-\$1,000 construction work done ¹		
NEW HAMPSHIRE					NEW HAMPSHIRE—Continued						
All kinds of material.....	\$4,091,182	-----	\$447.86	\$2,645,038	\$1,446,144	Distributed by kind.—Continued.					
Distribution not reported.....	1,376,252	33.6	-----	1,074,645	301,607	Composition board.....	\$20,417	1.1	\$4.85	\$20,417	-----
Distributed by kind.....	2,714,930	100.0	-----	1,570,393	1,144,537	Waterproofing materials.....	13,630	.5	2.25	9,639	\$4,000
Sand, gravel, stone, slag, cinders, etc.....	106,996	3.9	17.65	104,406	2,500	Hardware, rough and finished.....	36,242	1.3	5.98	36,242	-----
Brick (face, common, fire, paving, etc.).....	88,192	3.2	14.55	85,642	2,550	Paints, varnishes, glass.....	94,147	3.5	15.53	47,334	46,813
Tile (fireproofing).....	7,552	.3	1.25	7,552	-----	Roofing and sheet metal.....	123,033	4.5	20.30	52,216	70,817
Tile, facing, terra cotta, floor and wall.....	28,911	1.1	4.77	28,911	-----	Finished flooring (other than cement, wood, or tile).....	28,167	1.0	4.64	28,167	-----
Concrete and cinder block.....	6,009	.2	.99	6,009	-----	Screens, shades, awnings, etc.....	2,187	.1	.86	2,187	-----
Cut stone, granite and marble.....	22,237	.8	3.07	22,237	-----	Heating and ventilating equipment.....	248,108	* 9.1	40.93	16,942	231,166
Riprap, rubble, etc.....	16,950	.6	2.70	16,950	-----	Plumbing and gas fitting equipment.....	270,907	* 10.0	44.70	32,576	238,391
Cement.....	160,559	5.9	26.49	155,359	5,200	Electrical appliances and supplies.....	173,757	6.4	28.66	12,529	161,228
Lime.....	15,061	.6	2.40	13,861	1,200	Elevators, dumb-waiters, and equipment.....	6,075	.2	1.00	6,075	-----
Plaster, etc.....	12,066	.4	1.30	11,056	1,000	Pipe: Drain tile, vitrified, concrete, segment tile, corrugated.....	18,917	.7	3.12	11,396	7,521
Structural steel.....	441,946	* 16.3	72.90	127,946	314,000	Pipe: Cast-iron, sheet and tube steel, etc.....	46,445	1.7	7.66	1,707	44,678
Reinforcing steel.....	34,270	1.3	5.66	34,226	50	Wire cable, guards, and fencing.....	16,323	.6	2.69	2,900	13,423
Cast iron, miscellaneous, excluding pipe.....	3,728	.1	.61	3,728	-----	Bituminous paving materials, tar, asphalt, and oil.....	40,081	1.5	6.61	40,081	-----
Metal doors, windows, and trim.....	5,828	.2	.96	5,828	-----	Freight, hauling or trucking to job.....	1,700	.1	.28	1,700	-----
Metal and wire lath and furring.....	8,261	.3	1.36	8,261	-----	Cast forms, beads, etc.....	150	(3)	.03	150	-----
Ornamental metal work.....	1,453	.1	.24	1,453	-----	Chemicals and chemical products.....	460	(3)	.08	460	-----
Lumber, rough and finished.....	410,060	16.1	67.04	410,060	-----	Textiles and caulking materials.....	460	(3)	.01	460	-----
Lath, shingles, and shakes (wood).....	21,474	.8	3.54	21,474	-----	Miscellaneous.....	12,712	.5	2.10	12,712	-----
Millwork.....	160,783	5.9	20.52	160,783	-----						

¹ The value of construction work done is obtained from figures presented in Table 1 by subtracting the value of subcontract work let from the total value of construction business.

² The percentage of total cost shown for this item is high because establishments located within this area reported that the major part of their construction work (on which this material was used) was done on contract outside the home city or State.

* Less than one-tenth of 1 per cent.

³ The percentage of total cost shown for this item is high because the business of establishments reporting this material constituted a large part of the total business reported for this area.

TABLE 10.—COMPARISON OF COST OF DESIGNATED MATERIALS FURNISHED AND USED BY REPORTING ESTABLISHMENTS DURING 1929, WITH COST OF MATERIALS AND VALUE OF CONSTRUCTION BUSINESS

[Based exclusively upon reports of establishments which gave the distributed cost of materials]

KIND OF MATERIAL AND CLASSIFICATION OF ESTABLISHMENTS	COST OF DESIGNATED MATERIAL						Indicated per cent of all business done by own force ¹	KIND OF MATERIAL AND CLASSIFICATION OF ESTABLISHMENTS	COST OF DESIGNATED MATERIAL					
	Cost of all materials distributed by kind	Amount	Per cent of—		Value of construction business	Indicated per cent of all business done by own force ¹			Cost of all materials distributed by kind	Amount	Per cent of—		Value of construction business	Indicated per cent of all business done by own force ¹
			Total cost	Cost of all distributed materials							Total cost	Cost of all distributed materials		
NEW HAMPSHIRE							NEW HAMPSHIRE—Continued							
Sand, gravel, stone, slag, cinders, etc.							Paints, varnishes, glass—Con.							
All classes.....	\$2,714,930	\$106,996	100.0	3.9	\$6,253,622	91.4	Subcontractors.....	\$1,144,537	\$40,813	49.7	4.1	\$2,269,013	98.2	
General contractors.....	1,570,393	104,400	97.7	0.7	3,984,609	88.6	Electrical.....	182,597	6,291	6.7	3.4	462,717	100.0	
Building.....	1,352,401	49,192	46.0	3.6	3,398,864	87.2	Painting and decorating.....	40,522	40,522	43.0	100.0	175,932	100.0	
Building not specialized.....	1,152,592	48,458	45.3	3.3	2,981,724	85.9	Roofing and sheet metal							
Residential building only.....	199,809	734	.7	.4	417,140	94.2	All classes.....	2,714,930	123,033	100.0	4.5	6,253,622	91.4	
Highway.....	90,132	18,027	16.8	20.0	211,123	96.5	General contractors.....	\$1,570,393	52,216	42.4	3.3	\$3,984,609	88.6	
Bridge and culvert.....	56,018	15,529	14.5	27.7	149,495	94.9	Building.....	1,352,401	52,210	42.4	3.9	3,398,864	87.2	
Grading.....	4,500	3,000	2.8	66.7	40,000	100.0	Building not specialized.....	1,152,592	49,470	40.2	4.3	2,981,724	85.9	
Street paving.....	67,342	18,748	17.5	27.8	185,127	100.0	Residential building only.....	199,809	2,740	2.2	1.4	417,140	94.2	
Subcontractors.....	\$1,144,537	2,500	2.3	.2	\$2,269,013	98.2	Subcontractors.....	\$1,144,537	70,817	57.6	6.2	\$2,269,013	98.2	
Masonry.....	12,050	1,500	1.4	12.4	51,000	94.1	Heating and plumbing.....	\$502,908	13,357	10.9	2.7	\$918,964	99.0	
Roofing and sheet-metal work.....	92,460	1,000	.9	1.1	196,459	94.9	Heating and piping.....	325,924	11,550	9.4	3.5	606,325	97.7	
Roofing.....	92,460	1,000	.9	1.1	196,459	94.9	Plumbing.....	160,984	1,807	1.5	1.1	276,639	100.0	
Brick (face, common, fire, paving, etc.)							Heating and ventilating equipment*							
All classes.....	2,714,930	88,192	100.0	3.2	6,253,622	91.4	All classes.....	2,714,930	248,108	100.0	9.1	6,253,622	91.4	
General contractors.....	\$1,570,393	85,042	97.1	5.5	\$3,984,609	88.6	General contractors.....	\$1,570,393	16,942	6.8	1.1	\$3,984,609	88.6	
Building.....	1,352,401	83,840	95.1	6.2	3,398,864	87.2	Building.....	1,352,401	16,942	6.8	1.3	3,398,864	87.2	
Building not specialized.....	1,152,592	80,216	4.1	1.8	417,140	94.2	Building not specialized.....	1,152,592	10,102	4.1	.9	2,981,724	85.9	
Residential building only.....	199,809	3,624	2.0	2.0	211,123	96.5	Residential building only.....	199,809	6,840	2.8	3.4	417,140	94.2	
Highway.....	90,132	1,802	2.0	.2	\$2,269,013	98.2	Subcontractors.....	\$1,144,537	231,160	93.2	20.2	\$2,269,013	98.2	
Subcontractors.....	\$1,144,537	2,500	2.9	.1	(*)	918,964	99.0	Electrical.....	182,597	1,330	.5	.7	462,717	100.0
Heating and plumbing.....	\$502,908	50	.1	(*)	276,639	100.0	Heating and plumbing.....	502,908	219,836	88.6	43.7	918,964	99.0	
Plumbing.....	160,984	50	.1	(*)	276,639	100.0	Heating and piping.....	325,924	165,346	66.6	50.7	606,325	97.7	
Masonry.....	12,050	2,500	2.8	20.7	51,000	94.1	Plumbing.....	160,984	46,490	18.7	28.9	276,639	100.0	
Cement							Plumbing and gas-fitting equipment*							
All classes.....	2,714,930	160,559	100.0	5.9	6,253,622	91.4	All classes.....	2,714,930	270,967	100.0	10.0	6,253,622	91.4	
General contractors.....	\$1,570,393	155,359	96.8	9.9	\$3,984,609	88.6	General contractors.....	\$1,570,393	32,576	12.0	2.1	\$3,984,609	88.6	
Building.....	1,352,401	92,367	57.5	6.8	3,398,864	87.2	Building.....	1,352,401	32,576	12.0	2.4	3,398,864	87.2	
Building not specialized.....	1,152,592	85,459	53.2	7.4	2,981,724	85.9	Building not specialized.....	1,152,592	14,215	5.2	1.2	2,981,724	85.9	
Residential building only.....	199,809	6,908	4.3	3.5	417,140	94.2	Residential building only.....	199,809	18,361	6.8	9.9	417,140	94.2	
Highway.....	90,132	20,731	12.9	23.0	211,123	96.5	Subcontractors.....	\$1,144,537	238,391	88.0	20.8	\$2,269,013	98.2	
Bridge and culvert.....	56,018	9,575	6.0	17.1	149,495	94.9	Heating and plumbing.....	502,908	218,391	80.6	43.4	918,964	99.0	
Grading.....	4,500	500	.3	11.1	40,000	100.0	Heating and piping.....	325,924	118,525	43.7	36.4	606,325	97.7	
Street paving.....	67,342	32,189	20.0	47.8	185,127	100.0	Plumbing.....	160,984	91,866	33.9	57.1	276,639	100.0	
Subcontractors.....	\$1,144,537	5,200	3.2	.5	\$2,269,013	98.2	Plumbing and heating combined.....	16,000	8,000	3.0	50.0	39,000	100.0	
Masonry.....	12,050	5,200	3.2	43.2	51,000	94.1	Roofing and sheet-metal work.....	92,460	20,000	7.4	21.6	196,459	94.9	
Structural steel¹							Roofing.....							
All classes.....	2,714,930	441,946	100.0	16.3	6,253,622	91.4	All classes.....	2,714,930	270,967	100.0	10.0	6,253,622	91.4	
General contractors.....	\$1,570,393	127,946	29.0	8.1	\$3,984,609	88.6	General contractors.....	\$1,570,393	32,576	12.0	2.1	\$3,984,609	88.6	
Building.....	1,352,401	109,711	24.8	8.1	3,398,864	87.2	Building.....	1,352,401	32,576	12.0	2.4	3,398,864	87.2	
Building not specialized.....	1,152,592	108,865	24.6	9.4	2,981,724	85.9	Building not specialized.....	1,152,592	14,215	5.2	1.2	2,981,724	85.9	
Residential building only.....	199,809	846	.2	.4	417,140	94.2	Residential building only.....	199,809	18,361	6.8	9.9	417,140	94.2	
Highway.....	90,132	18,235	4.1	32.6	149,495	94.9	Subcontractors.....	\$1,144,537	238,391	88.0	20.8	\$2,269,013	98.2	
Bridge and culvert.....	56,018	18,235	2.1	32.6	149,495	94.9	Heating and plumbing.....	502,908	218,391	80.6	43.4	918,964	99.0	
Subcontractors.....	\$1,144,537	314,000	71.0	27.4	\$2,269,013	98.2	Heating and piping.....	325,924	118,525	43.7	36.4	606,325	97.7	
Steel erection.....	314,000	314,000	71.0	100.0	463,941	95.7	Plumbing.....	160,984	91,866	33.9	57.1	276,639	100.0	
Lumber, rough and finished							Plumbing and heating combined.....							
All classes.....	\$2,714,930	410,000	100.0	15.1	6,253,622	91.4	Roofing and sheet-metal work.....	92,460	20,000	7.4	21.6	196,459	94.9	
General contractors.....	\$1,570,393	410,000	100.0	26.1	\$3,984,609	88.6	Roofing.....	92,460	20,000	7.4	21.6	196,459	94.9	
Building.....	1,352,401	396,281	96.6	29.3	3,398,864	87.2	Electrical appliances and supplies							
Building not specialized.....	1,152,592	282,754	69.0	24.5	2,981,724	85.9	All classes.....	2,714,930	173,757	100.0	6.4	6,253,622	91.4	
Residential building only.....	199,809	118,527	27.7	56.8	417,140	94.2	General contractors.....	\$1,570,393	12,529	7.2	.8	\$3,984,609	88.6	
Highway.....	90,132	7,210	1.8	8.0	211,123	96.5	Building.....	1,352,401	12,529	7.2	.9	3,398,864	87.2	
Bridge and culvert.....	56,018	5,719	1.4	10.2	149,495	94.9	Building not specialized.....	1,152,592	8,235	4.7	.7	2,981,724	85.9	
Grading.....	4,500	200	(*)	4.4	40,000	100.0	Residential building only.....	199,809	4,294	2.5	2.1	417,140	94.2	
Street paving.....	67,342	650	.2	1.0	185,127	100.0	Subcontractors.....	\$1,144,537	161,228	92.8	14.1	\$2,269,013	98.2	
Millwork							Electrical.....							
All classes.....	2,714,930	160,783	100.0	5.9	6,253,622	91.4	182,597	160,978	86.9	82.7	\$462,717	100.0		
General contractors.....	\$1,570,393	160,783	100.0	10.2	\$3,984,609	88.6	Heating and plumbing.....	\$502,908	10,250	5.9	2.0	\$918,964	99.0	
Building.....	1,352,401	100,783	100.0	11.9	3,398,864	87.2	Heating and piping.....	325,924	10,250	5.9	3.1	606,325	97.7	
Building not specialized.....	1,152,592	144,773	90.0	12.6	2,981,724	85.9	Pipe: Cast-iron, sheet and tube steel, etc.							
Residential building only.....	199,809	16,010	10.0	8.0	417,140	94.2	All classes.....	2,714,930	46,445	100.0	1.7	6,253,622	91.4	
Paints, varnishes, glass							General contractors.....							
All classes.....	2,714,930	94,147	100.0	3.5	6,253,622	91.4	Building.....	\$1,570,393	1,767	3.8	.1	\$3,984,609	88.6	
General contractors.....	\$1,570,393	47,334	50.3	3.0	\$3,984,609	88.6	Building not specialized.....	1,352,401	1,767	3.8	.1	3,398,864	87.2	
Building.....	1,352,401	46,846	49.8	3.5	3,398,864	87.2	Building not specialized.....	1,152,592	1,767	3.8	.2	2,981,724	85.9	
Building not specialized.....	1,152,592	42,682	45.3	3.7	2,981,724	85.9	Residential building only.....	199,809	44,678	96.2	3.9	\$2,269,013	98.2	
Residential building only.....	199,809	4,164	4.4	2.1	417,140	94.2	Subcontractors.....	\$1,144,537	10,575	22.8	5.8	\$462,717	100.0	
Bridge and culvert.....	56,018	488	.5	.9	149,495	94.9	Electrical.....	182,597	10,575	22.8	5.8	\$918,964	99.0	

¹ Based upon the difference between the total value of all construction work reported and the value of subcontract work let.
² Includes cost of materials reported by establishments which did not include designated material in their distributed lists.
³ Includes construction work reported by establishments which did not include the designated material in their distributed lists.
⁴ Less than one-tenth of 1 per cent.
⁵ Includes cost of materials reported by subcontracting establishments which did not include the designated material in their distributed lists.
⁶ Includes construction work reported by subcontracting establishments which did not include the designated material in their distributed lists.
⁷ See footnote 2 of Table 9 on p. 752.
⁸ See footnote * of Table 9, on p. 752.

CONSTRUCTION—NEW HAMPSHIRE

TABLE 11.—COST OF MATERIAL FURNISHED AND USED BY REPORTING ESTABLISHMENTS DURING 1929

CLASSIFICATION OF ESTABLISHMENTS	Total cost of all materials	COST OF ALL MATERIALS DISTRIBUTED BY KIND		Sand, gravel, crushed stone, slag, cinders, etc.	Brick (face, common, fire, paving, etc.)	Tile (fire-proofing)	Tile, facing, terra cotta, floor and wall	Concrete and cinder block	Cut stone, granite and marble	Riprap, rubble, etc.	Cement	Lime
		Amount	Per cent of total									
NEW HAMPSHIRE	\$4,091,182	\$2,714,930	66.4	\$106,998	\$88,192	\$7,552	\$28,911	\$8,009	\$22,237	\$16,950	\$180,559	\$15,081
General contractors.....	2,645,038	1,570,393	59.4	104,496	85,642	7,552	28,911	6,009	22,237	16,950	155,359	13,861
Building.....	2,274,297	1,362,401	59.5	49,192	83,840	7,552	15,391	6,009	22,237	16,950	92,367	13,861
Building not specialized.....	1,843,796	1,152,592	62.5	48,458	80,216	7,552	15,391	5,809	22,045	14,250	85,459	13,310
Residential building only.....	418,081	199,809	47.8	734	3,624			200	192	2,700	6,008	561
Highway.....	242,881	90,132	37.1	18,027	1,802		13,520				20,731	
Bridge and culvert.....	56,018	56,018	100.0	15,529							9,575	
Grading.....	4,500	4,500	100.0	3,000							500	
Street paving.....	67,342	67,342	100.0	18,748							32,186	
Subcontractors.....	1,446,144	1,144,537	79.1	2,500	2,550						5,200	1,200
Electrical.....	205,597	182,597	88.8									
Heating and plumbing.....	749,615	502,908	67.1		50							
Heating and piping.....	356,924	325,924	91.3									
Plumbing.....	227,984	160,984	70.6		50							
Plumbing and heating combined.....	164,807	16,000	9.7									
Masonry.....	12,050	12,050	100.0	1,500	2,500						5,200	1,200
Painting and decorating.....	40,522	40,522	100.0									
Roofing.....	112,460	92,460	82.2	1,000								
Steel erection.....	314,000	314,000	100.0									

CLASSIFICATION OF ESTABLISHMENTS	Plaster, etc.	Structural steel ¹	Reinforcing steel	Cast iron, miscellaneous, excluding pipe	Metal doors, windows, and trim	Metal and wire lath and furring	Lumber, rough and finished	Laths, shingles, and shakes	Millwork	Composition board	Waterproofing materials	Hardware, rough and finished	Paints, varnishes, and glass
NEW HAMPSHIRE	\$12,056	\$441,946	\$34,276	\$3,728	\$5,828	\$8,261	\$410,060	\$21,474	\$160,783	\$29,417	\$13,639	\$36,942	\$64,147
General contractors.....	11,056	127,946	34,226	3,728	5,828	8,261	410,060	21,474	160,783	20,417	9,639	36,242	47,334
Building.....	11,056	109,711	21,030	3,728	5,828	8,261	308,281	21,474	160,783	20,417	6,135	36,222	46,846
Building not specialized.....	10,159	108,865	20,831	3,728	5,828	8,094	282,754	16,744	144,773	23,761	6,005	33,004	42,082
Residential building only.....	897	846	199			167	113,527	4,730	16,010	5,656	130	3,218	4,164
Highway.....							7,210				2,704		488
Bridge and culvert.....		18,235	5,660				6,719				800		
Grading.....							200						
Street paving.....			7,527				650					20	
Subcontractors.....	1,000	314,000	50								4,000		46,813
Electrical.....													6,291
Masonry.....	1,000		50										40,522
Painting and decorating.....													
Roofing.....											4,000		
Steel erection.....		314,000											

CLASSIFICATION OF ESTABLISHMENTS	Roofing and sheet metal	Finished flooring, n. e. s.	Screens, shades, awnings, etc.	Heating and ventilating equipment	Plumbing and gas fitting equipment	Electrical appliances and supplies	Elevators, dumb-waiters, etc.	Pipe: Drain tile, vitrified concrete, etc.	Pipe: Cast-iron, sheet and tube steel, etc.	Wire cable, guards, and fencing	Bituminous paving materials	Miscellaneous ⁴
NEW HAMPSHIRE	\$123,033	\$28,187	\$2,187	*\$248,108	*\$270,967	\$173,757	\$6,075	\$18,917	\$46,445	\$16,328	\$40,081	\$16,546
General contractors.....	52,216	28,187	2,187	16,942	32,576	12,529	6,075	11,396	1,767	2,900	40,081	16,546
Building.....	52,216	26,365	2,187	16,942	32,576	12,529	6,075	11,288	1,767	1,098	9,101	16,086
Building not specialized.....	49,476	24,485	2,024	10,102	14,215	8,235	6,075	10,210	1,767	1,098	9,101	16,086
Residential building only.....	2,740	1,880	163	6,840	18,361	4,294		1,078				
Highway.....		1,802								1,802	22,534	
Bridge and culvert.....								108			235	460
Street paving.....											8,211	
Subcontractors.....	70,817			231,166	238,391	161,228		7,521	44,678	13,423		
Electrical.....				1,330	150,978				10,575	13,423		
Heating and plumbing.....	13,357			219,836	218,391	10,250		6,921	34,103			
Heating and piping.....	11,550			165,346	118,525	10,250		6,150	14,103			
Plumbing.....	1,807			46,490	91,866			771	20,000			
Plumbing and heating combined.....				8,000	8,000							
Masonry.....								600				
Roofing.....	57,460			10,000	20,000							

Certain establishments did not give a distribution of the cost of their materials by separate items. The total cost of materials reported by such establishments is, however, included in totals in this column which carry a footnote to that effect.

¹ Commercial building only, \$12,440.

² Carpentering and wood flooring, \$12,000.

³ See footnote 2 of Table 9 on p. 752.

⁴ Includes freight, hauling or trucking to job; cast forms, beads, etc.; ornamental metal work; textiles and caulking materials; chemicals and chemical products; and miscellaneous, n. e. s. For total cost of these items see Table 9.

* See footnote * of Table 9, on p. 752.

CONSTRUCTION—NEW HAMPSHIRE

755

TABLE 12.—NUMBER OF, AND VOLUME OF BUSINESS REPORTED BY, ESTABLISHMENTS DOING A CONSTRUCTION BUSINESS OF LESS THAN \$25,000 IN 1929, PERCENTAGE OF TOTAL NUMBER OF KNOWN ESTABLISHMENTS, AND AVERAGE VOLUME PER ESTABLISHMENT

TYPES OF WORK	NEW HAMPSHIRE 1930 population, 465,293							
	Known contracting establishments				Volume of business reported			
	Total number	Inactive in 1929	Active in 1929		Number of reporting establishments	Per cent of active	Amount	Average per establishment
			Number	Per cent				
Total establishments canvassed (under \$25,000).....	648	24	624		176			
Total establishments, type of work unknown.....	8	1	7		1			
Total general and subcontractors classified.....	640	23	617	100.0	175	14.3	\$5,000	\$5,000
Total general contractors classified.....	197	10	187	30.3	54	28.9	405,096	7,502
Building.....	185	10	175	28.4	52	20.7	388,006	7,463
Highway.....	10		10	1.6	1	10.0	5,000	5,000
Dredging, river and harbor.....	2		2	.3	1	50.0	12,000	12,000
Total subcontractors classified.....	443	13	430	60.7	121	28.1	951,026	7,860
Carpentering.....	58	7	51	8.3	9	17.6	60,060	6,673
Concreting.....	10		10	1.6	4	40.0	12,685	3,171
Electrical.....	86	2	84	13.6	26	31.0	199,058	7,655
Painting and decorating.....	65		65	10.5	21	32.3	125,065	5,955
Plumbing and heating.....	155	2	153	24.8	40	20.1	304,977	9,124
Sheet metal and roofing.....	20		19	3.1	7	36.8	73,747	10,535
Masonry.....	33	1	32	5.2	10	31.3	72,675	7,268
Stone work.....	3		3	.5	1	33.3	7,434	7,434
Steel erection.....	2		2	.3	2	100.0	17,945	8,974
Glass and glazing.....	5		5	.8	1	20.0	17,380	17,380
Plastering.....	3		3	.5				
Heating and ventilating.....	1		1	.2				
Marble and tiling.....	1		1	.2				
Excavating and grading.....	1		1	.2				

TABLE 13.—ESTABLISHMENTS (WHOSE BUSINESS WAS LESS THAN \$25,000 IN 1929) WHICH REPORTED THEIR VOLUME OF CONSTRUCTION WORK, CLASSIFIED BY RANGE OF VOLUME OF BUSINESS

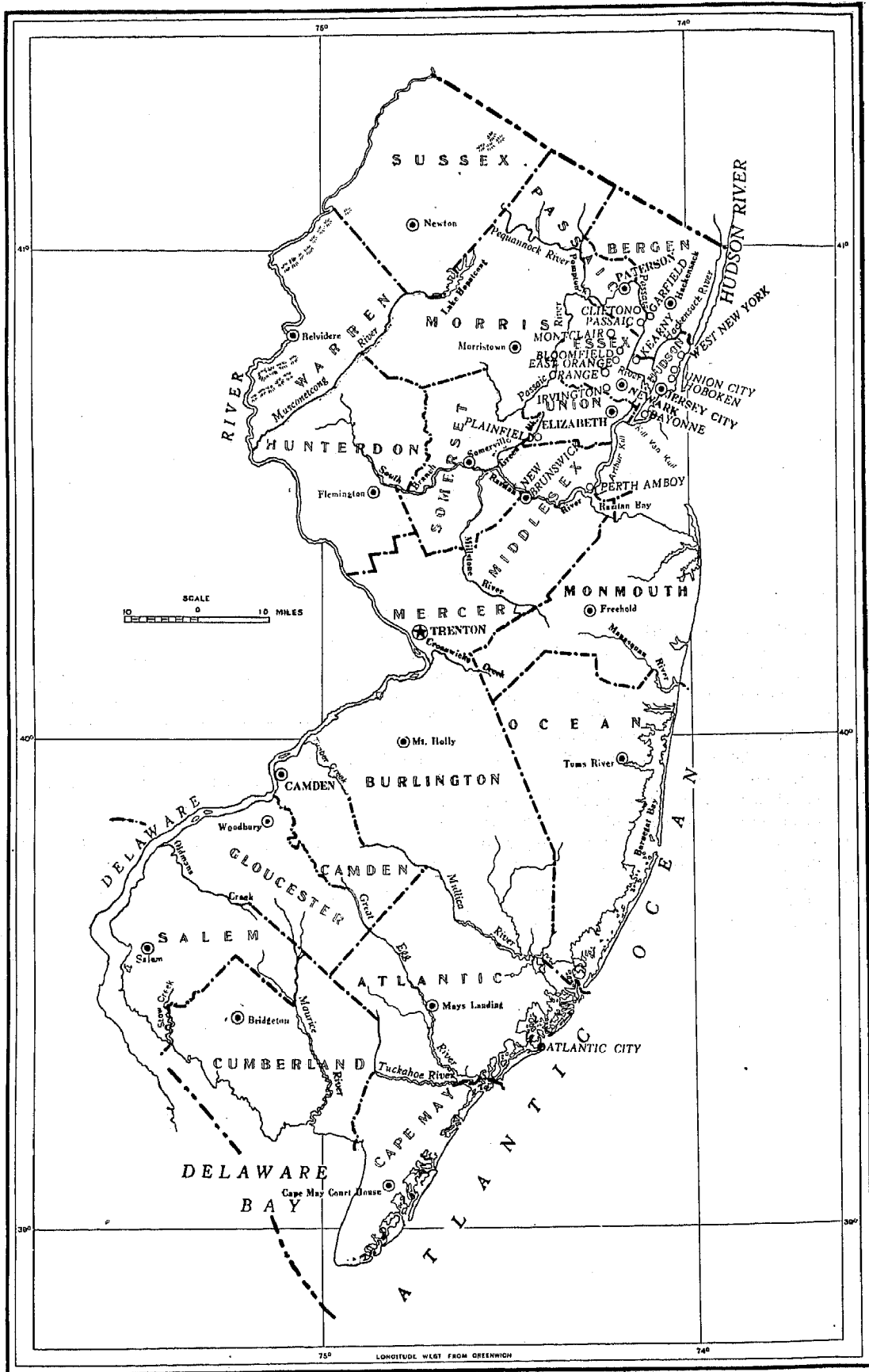
CLASSIFICATION	Total	Less than \$2,500	\$2,500 to \$4,999	\$5,000 to \$7,499	\$7,500 to \$9,999	\$10,000 to \$12,499	\$12,500 to \$14,999	\$15,000 to \$17,499	\$17,500 to \$19,999	\$20,000 to \$22,499	\$22,500 to \$24,999
NEW HAMPSHIRE											
Total general and subcontractors.....	176	35	37	36	19	17	3	14	5	5	5
General contractors.....	54	15	9	12	3	5	3	6	1	2	1
Subcontractors.....	121	20	28	23	16	12	3	8	4	3	4
Type of contracting unknown.....	1			1							

NEW JERSEY

CONTENTS

	Page
MAP	758
TABLE 1.—Value of construction business during 1929, and principal items of expenditure.....	759
TABLE 2.—Construction business of reporting establishments during 1929, by class of ownership and by type of work.....	762
TABLE 3.—Construction business during 1929, by location.....	765
TABLE 4.—Construction business outside home State, by location.....	766
TABLE 5.—Number and salaries of proprietors, firm members, and salaried employees: 1929.....	767
TABLE 6.—Value of construction equipment, in comparison with construction business and wages paid during 1929.....	769
TABLE 7.—Wage earners, by months, and wages paid during 1929.....	771
TABLE 8.—Expenditures of reporting establishments: 1929.....	775
TABLE 9.—Cost of materials furnished and used by reporting establishments during 1929, by kind.....	777
TABLE 10.—Comparison of cost of designated materials furnished and used by reporting establishments during 1929, with cost of materials and value of construction business.....	779
TABLE 11.—Cost of materials furnished and used by reporting establishments during 1929.....	791
TABLE 12.—Number of and volume of business reported by establishments doing a construction business of less than \$25,000 in 1929, percentage of total number of known establishments, and average volume per establishment.....	798
TABLE 13.—Establishments (whose business was less than \$25,000 in 1929) which reported their volume of construction work, classified by range of volume of business.....	799

NEW JERSEY



CONSTRUCTION—NEW JERSEY

759

TABLE 1.—VALUE OF CONSTRUCTION BUSINESS DURING 1929, AND PRINCIPAL ITEMS OF EXPENDITURE

[Values expressed in thousands]

AREA, CLASSIFICATION OF ESTABLISHMENTS, AND SIZE OF BUSINESS GROUPS	Number of establishments	VALUE OF CONSTRUCTION BUSINESS			PRINCIPAL EXPENDITURES		
		Total	Under general contract or directly for owner	Under sub-contract	Sub-contract work let	Wages paid	Cost of materials
NEW JERSEY	1,483	\$292,175	\$238,500	\$53,675	\$57,114	\$66,005	\$110,025
<i>Counties and principal cities</i>							
Counties: ¹							
Atlantic.....	42	7,660	5,667	1,999	2,677	1,694	1,810
Bergen.....	173	25,275	21,948	3,327	6,438	6,434	7,508
Burlington.....	16	2,341	2,284	57	661	463	888
Camden.....	36	4,265	3,885	380	460	872	1,726
Cape May.....	20	2,487	2,263	224	400	530	801
Cumberland.....	13	1,677	1,514	163	211	493	407
Essex.....	410	99,172	77,935	21,237	21,621	22,189	35,121
Glocester.....	9	1,784	1,711	73	108	440	793
Hudson.....	162	50,241	42,070	8,171	8,353	9,582	23,142
Mercer.....	75	22,450	18,787	3,663	3,761	4,618	8,945
Middlesex.....	66	9,323	7,668	1,655	1,433	2,258	3,762
Monmouth.....	90	10,372	8,373	1,999	2,033	2,660	3,419
Morris.....	55	4,755	4,037	718	465	1,489	1,615
Ocean.....	6	4,498	493	5	161	113	131
Passaic.....	88	18,677	16,420	2,257	3,684	4,686	6,598
Salmon.....	0	249	186	63	8	48	138
Somerset.....	32	3,575	2,941	634	670	1,104	1,114
Sussex.....	5	501	501	---	23	147	196
Union.....	175	26,414	19,407	7,007	3,801	6,102	11,573
Warren.....	4	453	409	44	56	78	246
Principal cities: ²							
Camden.....	27	3,770	3,469	301	388	759	1,534
Elizabeth.....	65	8,633	7,225	1,408	1,629	1,834	3,444
Jersey City.....	81	37,664	33,916	3,748	5,685	5,974	19,324
Newark.....	205	72,214	54,601	17,613	17,060	15,371	25,320
Paterson.....	41	13,415	12,226	1,189	3,009	3,325	4,567
Trenton.....	59	17,801	14,568	3,233	2,209	3,125	7,501
<i>Classification of establishments</i>							
Operative builders	33	7,683	7,683	---	5,476	574	1,052
General contractors	719	202,808	200,969	1,840	49,633	44,270	69,191
Building.....	513	122,808	121,670	1,137	43,814	23,793	39,951
Building, not specialized.....	209	75,961	74,960	1,001	30,115	17,484	19,680
Commercial building only.....	25	9,070	9,070	---	7,715	483	543
Manufacturing building only.....	5	20,917	20,917	---	286	2,087	14,825
Residential building only.....	184	16,859	16,723	136	5,698	3,740	4,903
Highway.....	64	26,103	24,822	281	2,627	6,074	9,887
Bridge and culvert.....	12	9,914	9,876	38	572	1,775	3,407
Grading.....	11	2,056	2,056	---	336	3,422	3,422
Street paving.....	51	9,918	9,740	178	617	2,323	3,836
Sewer, gas, water, conduit.....	37	9,180	9,153	27	300	2,583	3,474
Waterworks.....	9	2,122	2,083	39	60	675	810
Dredging, river, harbor, etc.....	7	2,482	2,423	59	30	985	606
Railroad.....	9	2,502	2,460	42	48	56	40
Foundation.....	3	141	103	38	4	56	40
Other classes.....	3	16,584	16,583	1	1,506	4,383	7,298
Subcontractors	731	81,683	29,848	51,835	2,005	21,160	30,782
Carpentering and wood-flooring.....	32	2,223	1,030	1,193	71	619	1,035
Concreting.....	16	2,536	497	2,129	25	923	918
Electrical.....	85	6,355	3,032	3,323	52	1,836	2,827
Heating and plumbing.....	309	29,364	13,069	16,295	808	7,222	15,205
Heating and piping.....	65	11,700	4,657	7,043	526	2,405	6,318
Pipe covering.....	3	1,392	470	922	24	443	617
Plumbing.....	165	11,351	4,969	6,382	235	3,077	5,773
Plumbing and heating-combined.....	86	4,921	2,983	1,938	23	1,297	2,496
Masonry.....	46	3,034	736	2,298	151	1,162	1,067
Painting and decorating.....	34	1,999	648	1,351	11	969	563
Glass and glazing.....	8	768	22	746	19	142	349
Plastering and lathing.....	14	942	40	892	123	447	276
Roofing and sheet-metal work.....	72	5,513	1,717	3,795	88	1,597	2,177
Roofing.....	34	2,195	800	1,395	30	623	813
Sheet-metal work.....	23	2,212	661	1,551	39	658	920
Roofing and sheet metal combined.....	15	1,102	196	906	19	316	439
Steel erection.....	25	13,490	5,132	8,358	157	7,996	8,772
Stonework.....	8	1,642	52	1,590	36	585	621
Marble and tiling.....	36	2,970	581	2,389	1,123	1,062	1,106
Excavating.....	17	1,886	169	1,717	93	574	106
Ornamental iron.....	4	399	---	399	25	81	222
Grading.....	10	770	92	678	4	219	90
Metal work, miscellaneous, n. e. s. ³	6	6,224	2,904	3,320	233	1,173	4,057
Flooring, miscellaneous, n. e. s. ³	4	704	---	704	---	392	107
Other classes.....	5	874	216	658	---	330	276

See footnotes at end of table.

AREA, CLASSIFICATION OF ESTABLISHMENTS, AND SIZE OF BUSINESS GROUPS	Number of establishments	VALUE OF CONSTRUCTION BUSINESS			PRINCIPAL EXPENDITURES		
		Total	Under general contract or directly for owner	Under sub-contract	Sub-contract work let	Wages paid	Cost of materials
NEW JERSEY—Continued.							
<i>Size of business groups</i>							
General contractors ⁴	752	\$210,492	\$208,652	\$1,840	\$55,109	\$44,845	\$70,243
\$25,000 to \$49,999.....	196	7,589	7,335	254	2,054	1,823	2,481
\$50,000 to \$99,999.....	104	13,989	13,692	277	3,322	3,623	4,665
\$100,000 to \$199,999.....	148	20,100	19,724	376	5,249	5,087	5,843
\$200,000 to \$499,999.....	138	44,001	43,349	652	10,234	11,117	12,968
\$500,000 to \$999,999.....	49	33,932	32,793	209	9,391	7,814	8,885
\$1,000,000 and over.....	27	91,832	91,750	73	24,850	15,384	35,401
Building contractors ⁵	540	130,491	129,353	1,137	49,290	24,367	41,004
\$25,000 to \$49,999.....	167	6,454	6,214	240	2,036	1,437	2,070
\$50,000 to \$99,999.....	150	10,899	10,763	136	3,206	2,674	3,451
\$100,000 to \$199,999.....	110	14,881	14,079	202	5,102	3,454	3,990
\$200,000 to \$499,999.....	70	23,914	23,513	401	8,957	5,615	6,935
\$500,000 to \$999,999.....	25	16,166	16,070	87	7,545	3,354	3,273
\$1,000,000 and over.....	18	58,176	58,105	71	22,444	7,834	22,184
Subcontractors	731	81,683	29,848	51,835	2,005	21,100	39,782
\$25,000 to \$49,999.....	333	11,955	4,509	7,366	143		

CONSTRUCTION—NEW JERSEY

TABLE I.—VALUE OF CONSTRUCTION BUSINESS DURING 1929, AND PRINCIPAL ITEMS OF EXPENDITURE—Continued

[Values expressed in thousands]

AREA, CLASSIFICATION OF ESTABLISHMENTS, AND SIZE OF BUSINESS GROUPS	Number of establishments	VALUE OF CONSTRUCTION BUSINESS				PRINCIPAL EXPENDITURES			AREA, CLASSIFICATION OF ESTABLISHMENTS, AND SIZE OF BUSINESS GROUPS	Number of establishments	VALUE OF CONSTRUCTION BUSINESS				PRINCIPAL EXPENDITURES		
		Total	Under general contract or directly for owner	Under sub-contract	Sub-contract work let	Wages paid	Cost of materials	Total			Under general contract or directly for owner	Under sub-contract	Sub-contract work let	Wages paid	Cost of materials		
ELIZABETH—Contd.																	
<i>Size of business groups</i>																	
General contractors ^a	35	\$6,257	\$6,211	\$45	\$1,393	\$1,211	\$2,407	JERSEY CITY—Contd. <i>Size of business groups—Continued</i>	8	\$2,441	\$1,270	\$1,171	\$243	\$707	\$1,090		
\$25,000 to \$49,999.....	11	411	381	30	115	77	123										
\$50,000 to \$99,999.....	12	934	934	0	347	177	323										
\$100,000 to \$199,999.....	4	511	503	8	166	110	119										
\$200,000 to \$499,999.....	0	1,711	1,704	7	356	409	571										
\$500,000 to \$999,999.....	2	2,689	2,689	0	409	438	1,271										
\$1,000,000 and over.....	2	2,689	2,689	0	409	438	1,271										
Building contractors ^a	31	4,154	4,108	45	1,046	795	1,848										
\$25,000 to \$49,999.....	10	361	331	30	115	70	108										
\$50,000 to \$99,999.....	12	934	934	0	347	177	323										
\$100,000 to \$199,999.....	4	511	503	8	166	110	119										
\$200,000 to \$499,999.....	4	988	981	7	343	253	308										
\$500,000 to \$999,999.....	1	1,359	1,359	0	75	185	990										
\$1,000,000 and over.....	1	1,359	1,359	0	75	185	990										
Subcontractors.....	30	2,377	1,014	1,363	236	624	1,037										
\$25,000 to \$49,999.....	15	534	251	283	2	204	211										
\$50,000 to \$99,999.....	10	716	280	436	4	189	318										
\$100,000 to \$199,999.....	3	427	427	0	2	85	266										
\$200,000 to \$499,999.....	2	700	434	216	223	146	243										
\$500,000 to \$999,999.....																	
\$1,000,000 and over.....																	
JERSEY CITY																	
<i>Classification of establishments</i>																	
General contractors ^a	33	31,867	31,759	107	5,296	4,413	16,939	NEWARK.....	205	72,214	64,601	17,613	17,060	15,971	25,320		
Building ^a	24	28,893	28,816	77	4,717	3,621	16,268										
Street paving.....	4	685	645	40	47	161	237										
Other classes ¹³	5	2,209	2,209	0	532	631	404										
Subcontractors.....	48	5,797	2,156	3,641	389	1,562	2,385										
Concreting and stonework.....	4	435	227	208	11	152	125										
Electrical.....	5	262	130	132	40	128	805										
Heating and plumbing.....	14	1,773	1,249	524	188	301	406										
Heating and piping ¹⁴	0	874	610	264	162	159	406										
Plumbing.....	5	890	639	250	26	232	399										
Painting and decorating.....	4	569	137	432	186	202	231										
Glass and glazing.....	4	523	3	520	17	110	231										
Roofing and sheet-metal work.....	5	416	0	416	34	97	197										
Steel erection.....	3	651	340	312	195	212	194										
Marble and tiling ¹⁵	4	601	0	601	69	266	194										
Other classes ¹⁶	5	507	70	437	70	123	201										
<i>Size of business groups</i>																	
General contractors ^a	33	31,867	31,759	107	5,296	4,413	16,939	JERSEY CITY—Contd. <i>Classification of establishments</i>	124	25,759	8,197	17,563	498	5,707	13,058		
\$25,000 to \$49,999.....	6	252	243	9	73	57	91										
\$50,000 to \$99,999.....	6	414	414	0	95	130	124										
\$100,000 to \$199,999.....	4	586	586	0	183	102	126										
\$200,000 to \$499,999.....	9	2,855	2,815	40	998	668	594										
\$500,000 to \$999,999.....	5	3,581	3,542	39	1,707	869	648										
\$1,000,000 and over.....	3	24,174	24,155	19	2,240	2,586	15,356										
Building contractors ^a	24	28,893	28,816	77	4,717	3,621	16,268										
\$25,000 to \$49,999.....	6	252	243	9	73	57	91										
\$50,000 to \$99,999.....	5	362	362	0	95	118	100										
\$100,000 to \$199,999.....	2	355	355	0	183	45	58										
\$200,000 to \$499,999.....	5	1,638	1,638	0	951	309	301										
\$500,000 to \$999,999.....	3	2,102	2,063	39	1,175	506	362										
\$1,000,000 and over.....	3	24,174	24,155	19	2,240	2,586	15,356										
Subcontractors.....	48	5,797	2,156	3,641	389	1,562	2,385										
\$25,000 to \$49,999.....	10	347	125	222	5	74	145										
\$50,000 to \$99,999.....	19	1,411	434	977	66	364	532										
\$100,000 to \$199,999.....	11	1,602	329	1,273	75	416	616										

See footnotes at end of table.

CONSTRUCTION—NEW JERSEY

761

TABLE 1.—VALUE OF CONSTRUCTION BUSINESS DURING 1929, AND PRINCIPAL ITEMS OF EXPENDITURE—Continued

[Values expressed in thousands]

AREA, CLASSIFICATION OF ESTABLISHMENTS, AND SIZE OF BUSINESS GROUPS	Number of establishments	VALUE OF CONSTRUCTION BUSINESS			PRINCIPAL EXPENDITURES			AREA, CLASSIFICATION OF ESTABLISHMENTS, AND SIZE OF BUSINESS GROUPS	Number of establishments	VALUE OF CONSTRUCTION BUSINESS			PRINCIPAL EXPENDITURES		
		Total	Under general contract or directly for owner	Under sub-contract	Sub-contract work let	Wages paid	Cost of materials			Total	Under general contract or directly for owner	Under sub-contract	Sub-contract work let	Wages paid	Cost of materials
PATERSON	41	\$13,415	\$12,226	\$1,189	\$3,009	\$3,325	\$4,567	TRENTON	59	\$17,801	\$14,568	\$3,233	\$2,209	\$3,125	\$7,501
<i>Classification of establishments</i>								<i>Classification of establishments</i>							
General contractors	20	10,017	9,914	103	2,961	2,645	2,511	General contractors ¹	25	13,534	13,504	30	2,128	1,965	5,499
Building	14	6,557	6,470	87	2,909	1,488	1,789	Building ²	15	5,013	5,002	11	1,989	890	1,456
Building, not specialized	11	6,411	6,324	87	2,842	1,465	1,747	Highway and street paving	5	1,873	1,867	6	115	336	966
Residential building only	3	146	146	—	67	22	42	Other classes ³	5	6,648	6,636	12	24	739	3,077
Highway and street paving	3	300	374	16	32	98	168	Subcontractors	34	4,267	1,064	3,203	81	1,160	2,001
Other classes ⁴	3	3,069	3,069	—	20	1,059	554	Concreting ⁵	5	448	65	383	—	125	180
Subcontractors	21	3,398	2,312	1,036	48	680	2,056	Heating and plumbing	8	1,018	534	486	65	238	554
Electrical	3	345	93	252	—	57	233	Heating and piping	5	917	446	471	65	222	505
Heating and plumbing	11	1,007	457	550	43	270	526	Plumbing ⁶	3	101	88	14	—	17	60
Plumbing	5	523	184	339	33	128	256	Painting and decorating ⁷	4	373	—	373	—	141	93
Plumbing and heating combined ⁸	6	484	273	211	10	142	270	Roofing and sheet-metal work	6	564	137	427	—	186	220
Roofing and sheet-metal work	3	232	73	159	5	64	95	Sheet-metal work	3	200	53	153	—	76	65
Other classes ⁹	4	1,812	1,600	123	—	289	1,203	Roofing and sheet metal combined	3	358	84	274	—	110	155
<i>Size of business groups</i>								Marble and tiling	3	229	97	132	3	71	103
General contractors	20	10,017	9,914	103	2,961	2,645	2,511	Other classes ¹⁰	8	1,634	231	1,402	13	397	842
\$25,000 to \$49,999	4	148	148	—	42	33	52	<i>Size of business groups</i>							
\$50,000 to \$99,999	4	228	228	—	48	60	71	General contractors	25	13,534	13,504	30	2,128	1,965	5,499
\$100,000 to \$199,999	6	905	979	16	174	282	291	\$25,000 to \$49,999	4	159	154	5	61	33	43
\$200,000 to \$499,999	4	1,256	1,169	87	426	328	262	\$50,000 to \$99,999	5	387	381	6	81	120	146
\$500,000 to \$999,999	—	—	—	—	—	—	—	\$100,000 to \$199,999	3	470	452	18	24	115	206
\$1,000,000 and over	2	7,380	7,380	—	2,271	1,941	1,835	\$200,000 to \$499,999	7	2,166	2,106	—	—	597	360
Building contractors	14	6,557	6,470	87	2,909	1,488	1,789	\$500,000 to \$999,999	4	2,480	2,480	—	—	320	667
\$25,000 to \$49,999	4	148	148	—	42	33	52	\$1,000,000 and over	2	7,871	7,871	—	—	1,075	682
\$50,000 to \$99,999	2	112	112	—	48	24	30	Building contractors	15	5,013	5,002	11	1,989	890	1,456
\$100,000 to \$199,999	3	494	494	—	142	133	121	\$25,000 to \$49,999	4	150	154	5	61	33	43
\$200,000 to \$499,999	4	1,256	1,169	87	426	328	262	\$50,000 to \$99,999	3	213	213	—	—	81	53
\$500,000 to \$999,999	—	—	—	—	—	—	—	\$100,000 to \$199,999	1	117	111	6	—	31	86
\$1,000,000 and over	1	4,547	4,547	—	2,251	970	1,324	\$200,000 to \$499,999	4	1,092	1,092	—	—	452	267
Subcontractors	21	3,398	2,312	1,036	48	680	2,056	\$500,000 to \$999,999	2	1,061	1,061	—	—	320	390
\$25,000 to \$49,999	8	269	147	122	—	72	124	\$1,000,000 and over	1	2,371	2,371	—	—	1,075	175
\$50,000 to \$99,999	6	450	299	151	—	122	196	Subcontractors	34	4,267	1,064	3,203	81	1,160	2,001
\$100,000 to \$199,999	3	451	213	238	15	142	241	\$25,000 to \$49,999	7	229	92	137	—	71	106
\$200,000 to \$499,999	3	910	336	574	33	179	439	\$50,000 to \$99,999	13	936	282	654	26	301	337
\$500,000 to \$999,999	—	—	—	—	—	—	—	\$100,000 to \$199,999	11	1,625	528	1,097	29	532	802
\$1,000,000 and over	1	1,317	1,317	—	—	166	1,037	\$200,000 to \$499,999	2	476	161	315	26	118	305
								\$500,000 to \$999,999	—	—	—	—	—	—	—
								\$1,000,000 and over	1	1,000	—	1,000	—	136	650

¹ No reports were received for establishments in Hunterdon County which handled as much as \$25,000 business during 1929.

² Figures are included in respective county totals.

³ Includes refuse-disposal plant.

⁴ Includes central station, light and power plant; miscellaneous n. e. s.

⁵ Includes highway and street paving.

⁶ Includes elevator construction.

⁷ Includes highways; sewer, gas, water, conduit; dam and reservoir; and dredging, river, harbor, etc.

⁸ Includes operative builders.

⁹ Includes sewer, gas, water, conduit; water works; and dredging, river, harbor, etc.

¹⁰ Includes concreting; grading; and sheet metal.

¹¹ Includes highway; sewer, gas, water, and conduit; and dredging, river, harbor, etc.

¹² Includes carpentering and wood flooring; masonry; glass and glazing; roofing; sheet metal; and excavating; ornamental iron; and metal work, n. e. s.

¹³ Includes bridges and culvert; dredging, river, harbor, etc., railroad; and central station, light and power plant.

¹⁴ Includes plumbing and heating combined.

¹⁵ Includes plastering and lathing.

¹⁶ Includes carpentering and wood flooring; excavating; and ornamental iron.

¹⁷ Includes railroad; foundation; central station, light and power plant including gas; miscellaneous, n. e. s.

¹⁸ Includes plastering.

¹⁹ Includes grading; dredging, river, harbor, etc.; elevator construction; and metal work, miscellaneous, n. e. s.

²⁰ Includes bridge and culvert; and sewer, gas, water, conduit.

²¹ Includes heating and piping.

²² Includes carpentering and wood flooring; steel erection; and excavating.

²³ Includes railroad; bridge, and culvert; sewer, gas, water, conduit; and waterworks.

²⁴ Includes stonework and masonry.

²⁵ Includes flooring, miscellaneous, n. e. s.

²⁶ Includes carpentering and wood flooring; electrical; steel erection; excavating; and sewer, gas, water, conduit.

CONSTRUCTION—NEW JERSEY

TABLE 2.—CONSTRUCTION BUSINESS OF REPORTING ESTABLISHMENTS DURING 1929, BY CLASS OF OWNERSHIP AND BY TYPE OF WORK

CLASS OF OWNERSHIP AND TYPE OF CONSTRUCTION WORK	CONSTRUCTION BUSINESS REPORTED BY—						CLASS OF OWNERSHIP AND TYPE OF CONSTRUCTION WORK	CONSTRUCTION BUSINESS REPORTED BY—					
	All classes of establishments		General contractors ¹		Subcontractors			All classes of establishments		General contractors ¹		Subcontractors	
	Number reporting	Value	Number reporting	Value	Number reporting	Value		Number reporting	Value	Number reporting	Value	Number reporting	Value
NEW JERSEY						NEW JERSEY—Continued							
All construction business.....	1,483	\$292,174,737	752	\$210,491,546	731	\$81,683,191	Distributed by class—Continued.						
Distribution not reported.....	73	6,974,022	23	3,162,331	50	3,811,691	Sewer, gas, water, conduit.....	7	\$130,173	2	(?)	5	(?)
Distributed by class of ownership.....	1,410	285,200,715	729	207,329,215	681	77,871,500	Dredging, river, harbor, etc.....	3	458,490	1	(?)	2	(?)
Private.....	1,273	188,311,003	620	125,380,218	653	62,931,385	Metal work, n. e. s.....	4	225,301			4	\$225,301
Quasi-public or community.....	234	15,608,413	82	11,704,734	152	3,903,679	Rental of equipment, trucking, etc.....	6	48,615	3	\$19,113	3	29,502
Public.....	522	81,280,699	270	70,244,263	246	11,036,436	Flooring, n. e. s.....	3	605,032			3	605,032
Distribution not reported.....	42	5,414,412	19	4,474,900	23	939,416	Other classes ²	8	3,120,432	4	88,370	4	3,038,032
Distributed by class of public ownership.....	480	75,860,287	257	65,700,207	223	10,997,020	CAMDEN						
Federal.....	31	7,170,308	14	6,783,210	17	387,098	All construction business.....	27	3,760,627	15	2,837,748	12	931,879
State.....	158	19,405,955	85	16,958,476	70	2,447,470	Distribution not reported.....	2	248,389			2	248,389
County or township.....	210	17,122,287	120	14,781,122	99	2,391,165	Distributed by class of ownership.....	25	3,521,238	15	2,837,748	10	683,490
Municipal.....	324	32,107,737	164	27,290,450	100	4,871,278	Private.....	18	1,084,840	10	814,423	8	490,822
All business under general contract or directly for owners.....	1,110	238,500,041	752	208,651,609	367	29,843,372	Quasi-public or community.....	4	229,405	1		7	183,668
Distribution not reported.....	11	2,383,476	8	2,105,499	3	217,977	Public.....	14	2,206,993	7	2,023,325	8	183,668
Distributed by class.....	1,108	236,116,565	744	206,486,170	364	29,630,395	Distribution not reported.....	1	267,692	1	267,502		
Building.....	916	155,289,892	508	129,457,347	348	25,832,545	Distributed by class of public ownership.....	13	1,939,401	6	1,755,733	7	183,668
Distribution not reported.....	30	3,062,252	17	2,231,274	19	1,720,978	Federal.....	2	1,273,007	1	(?)	1	(?)
Distributed by class.....	880	151,337,640	551	127,226,073	320	24,111,667	State.....	3	143,527	4	125,512	5	18,015
Commercial.....	318	29,404,047	200	24,780,096	118	4,643,951	County or township.....	9	521,967	2	(?)	6	(?)
Educational.....	185	16,583,614	90	13,243,735	95	3,289,879	Municipal.....	8					
Hotel.....	42	2,744,917	16	2,552,471	26	192,446	All business under general contract or directly for owners.....	23	3,460,053	15	2,833,871	8	635,182
Hospital and institutional.....	93	6,068,948	48	8,055,835	45	708,113	Building.....	17	1,405,761	9	823,490	8	582,205
Manufacturing.....	152	30,376,503	79	27,379,216	76	2,997,287	Distribution not reported.....	2	230,922	1	60,517	1	161,405
Military and naval.....	10	287,576	6	257,161	4	30,415	Distributed by class.....	15	1,174,839	8	753,979	7	420,800
Public: Courts, jails, etc.....	53	2,042,526	24	2,290,503	29	352,023	Commercial.....	9	330,368	4	174,527	5	181,841
Religious and memorial.....	114	3,613,342	59	3,275,960	57	337,370	Educational.....	3	189,313	1	(?)	2	(?)
Residential.....	669	44,776,540	415	35,721,344	245	9,055,198	Hospital and institutional.....	2	73,025	2	(?)	1	(?)
Social and recreational.....	7	4,414,509	33	4,164,751	35	249,758	Manufacturing.....	5	73,025	2	(?)	3	(?)
Air transport.....	8	58,857	3	47,312	4	11,546	Residential.....	9	321,121	5	231,806	4	80,315
Rail and water transportation.....	15	492,579	6	468,969	9	28,610	Miscellaneous.....	5	152,609	1	(?)	4	(?)
Miscellaneous.....	142	6,328,082	77	4,113,714	65	2,214,968	Other classes ²	4	102,452	2	(?)	2	(?)
Highway and street.....	146	33,025,345	130	32,855,732	10	169,613	Public work and utilities ³	5	839,710	3		2	
Railroad and car line.....	14	1,875,169	12	(?)	2	(?)	Highway and street.....	6	1,223,582	5	2,010,375	1	52,917
Public works and utilities.....	139	39,479,597	119	38,250,102	20	1,220,496	Miscellaneous, n. e. s.....	2					
Bridge, tunnel, etc.....	40	10,881,777	38	(?)	2	(?)	All business under subcontract.....	10	300,574	2	(?)		(?)
Central station, light and power plant.....	8	12,881,073	6	(?)	2	(?)	Heating and plumbing.....	1	115,041				115,041
Dock, pier, retaining wall, etc.....	16	1,442,594	12	1,266,311	4	176,283	Heating and piping.....	3	115,041				115,041
Flood control, irrigation, and land drainage.....	3	503,298	2	(?)	1	(?)	Plumbing.....	1					(?)
Refuse-disposal plant.....	6	136,629	5	(?)	1	(?)	Other classes ²	7	185,533	2	(?)	5	(?)
Park, grounds, etc.....	13	216,085	10	185,021	3	30,464	ELIZABETH						
River and harbor improvement.....	7	901,035	5	(?)	2	(?)	All construction business.....	05	8,632,871	35	6,256,597	30	2,376,274
Sewage disposal and drainage.....	63	6,192,811	57	6,073,197	6	119,614	Distribution not reported.....	3	332,227			3	332,227
Water supply.....	35	4,920,588	29	4,222,759	6	702,829	Distributed by class of ownership.....	02	8,300,644	35	6,256,597	27	2,044,047
Telephone line and system.....	3	434,064	3	434,064	5	82,830	Private.....	61	4,760,253	34	2,907,832	27	1,852,421
Miscellaneous.....	16	903,073	11	880,943	5	82,830	Quasi-public or community.....	8	1,339,392	4	1,287,636	4	51,756
Air transport work.....	3	150,350	3	(?)	1	(?)	Public.....	17	2,200,999	8	2,061,129	9	139,870
Other classes ²	54	6,206,212	41	3,031,047	13	2,364,565	Distribution not reported.....	3	477,763	1	427,753	2	50,000
All business under subcontract.....	685	63,674,696	75	1,839,877	500	51,834,819	Distributed by class of public ownership.....	14	1,723,246	7	1,633,376	7	80,870
Distribution not reported.....	10	637,828	3	184,850	16	452,978	State.....	5	1,402,649	3	1,438,035	2	24,614
Distributed by class.....	616	53,036,898	72	1,655,027	544	51,381,841	County or township.....	8	260,597	3	195,341	4	65,256
Carpentering and wood flooring.....	47	1,439,233	22	845,208	25	1,124,025	Municipal.....	7					
Concreting.....	61	2,811,821	21	410,873	40	2,400,948	All business under general contract or directly for owners.....	49	7,224,890	35	6,211,232	14	1,013,658
Electrical.....	67	3,506,376	1	(?)	60	(?)	Building.....	45	4,631,199	32	4,082,972	13	548,227
Heating and plumbing.....	146	15,703,375	1	(?)	145	8,039,154	Distribution not reported.....	1	26,044			1	26,044
Heating and piping.....	32	1,002,147			32	1,002,147	Distributed by class.....	44	4,605,155	32	4,082,972	12	522,183
Pipe covering.....	151	5,316,906	1	(?)	150	(?)	Commercial.....	15	584,780	12	538,837	3	45,943
Plumbing.....	38	1,405,168			38	1,405,168	Educational.....	2					
Plumbing and heating combined.....	62	2,377,462	18	291,141	44	2,086,321	Hotel.....	2	254,058	1	(?)	1	(?)
Masonry.....	28	1,362,516			28	1,362,516	Hospital and institutional.....	1					
Painting and decorating.....	10	693,487			10	693,487	Rail and water transportation.....	1					
Glass and glazing.....	30	867,161	5	29,102	25	838,059	Manufacturing.....	8	366,847	5	304,058	3	62,789
Plastering and lathing.....	60	1,074,511			60	1,074,511	Military and naval.....	1	60,160	1	60,160		
Roofing and sheet-metal work.....	67	1,526,475			67	1,526,475	Public: Courts, jails, etc.....	2					
Roofing.....	15	872,645			15	872,645	Religious and memorial.....	8	219,524	5	201,989	3	17,535
Sheet-metal work.....	29	7,988,437	1	(?)	28	(?)	Residential.....	34	1,545,814	24	1,235,984	10	809,830
Roofing and sheet metal combined.....	17	1,582,744	2	(?)	15	(?)	Social and recreational.....	7	17,595	3	(?)	1	(?)
Steel erection.....	37	2,427,286			37	2,427,286	Miscellaneous.....	7	1,556,077	4	1,471,743	3	84,334
Stonework.....	4	26,100			4	26,100	Highway and street.....	3	1,772,844	2	(?)	1	(?)
Marble and tiling.....	61	1,732,508	10	96,038	41	1,636,470	Public works and utilities ³	5	291,892	4	(?)	1	(?)
Wrecking.....	16	989,462	1	(?)	15	(?)	Other classes ²	4	528,955	3	(?)	1	(?)
Excavating.....	3	177,366	2		1								
Ornamental iron.....	9	485,542			9	485,542							
Highway.....	3	108,318	2		1								
Grading.....	3		2		1								
Street paving.....	9		2		1								

See footnotes at end of table.

TABLE 2.—CONSTRUCTION BUSINESS OF REPORTING ESTABLISHMENTS DURING 1929, BY CLASS OF OWNERSHIP AND BY TYPE OF WORK—Continued

CLASS OF OWNERSHIP AND TYPE OF CONSTRUCTION WORK	CONSTRUCTION BUSINESS REPORTED BY—						CLASS OF OWNERSHIP AND TYPE OF CONSTRUCTION WORK	CONSTRUCTION BUSINESS REPORTED BY—					
	All classes of establishments		General contractors ¹		Subcontractors			All classes of establishments		General contractors ¹		Subcontractors	
	Number reporting	Value	Number reporting	Value	Number reporting	Value		Number reporting	Value	Number reporting	Value	Number reporting	Value
ELIZABETH—Continued						NEWARK—Continued							
All business under subcontract.....	26	\$1,407,891	0	\$45,305	20	\$1,302,616	All business under general contract or directly for owners.....	130	\$54,600,859	81	\$46,404,108	55	\$8,190,751
Electrical.....	3	178,034			3	178,034	Building.....	120	35,577,101	68	27,782,008	52	7,794,193
Heating and plumbing.....	3	293,125			3	293,125	Distribution not reported.....	6	763,605	2	348,355	4	415,250
Heating and piping ¹⁰	3	68,828			3	68,828	Distributed by class.....	114	34,813,496	60	27,434,553	48	7,378,943
Plumbing.....	5	224,207			5	224,207	Commercial.....	65	16,655,715	43	13,741,698	22	2,914,017
Masonry.....	3	18,051	3	18,051	2		Educational.....	20	3,647,863	13	3,088,007	16	559,796
Painting and decorating.....	2	117,800			2	117,800	Hotel.....	5	1,190,186	3	(?)	2	(?)
Glass and glazing.....	4	344,575			4	344,575	Hospital and institutional.....	13	895,431	8	649,407	5	246,024
Steel erection.....	3	163,150			3	163,150	Manufacturing.....	30	3,432,658	14	2,149,216	16	1,283,442
Ornamental iron ¹¹	7	293,240	3	27,314	4	205,932	Military and naval.....	2				2	(?)
Other classes ¹²							Public: Courts, jails, etc.....	2	110,016	1	(?)	2	(?)
JERSEY CITY						NEWARK—Continued							
All construction business.....	81	37,663,743	33	31,806,796	48	5,796,947	Religious and memorial.....	15	773,345	7	655,565	8	117,780
Distribution not reported.....	6	621,309	3	402,026	4	219,283	Residential.....	60	5,564,227	36	3,916,632	30	1,047,695
Distributed by class of ownership.....	75	37,042,434	31	31,464,770	44	5,577,664	Social and recreational.....	9	810,126	4	771,370	5	44,756
Private.....	67	28,318,569	25	24,484,879	42	3,833,690	Miscellaneous ¹³	20	1,721,929	7	1,212,185	13	509,744
Quasi-public or community.....	24	3,956,795	10	3,624,081	14	331,814	Highway and street.....	0	2,589,287	7	(?)	2	(?)
Public.....	34	4,767,070	15	3,354,910	19	1,412,160	Railroad and car line.....	5	457,084	4	(?)	1	(?)
Distribution not reported.....	5	770,551	2	676,021	3	94,530	Public works and utilities.....	17	15,148,276	12	14,963,331	5	184,045
Distributed by class of public ownership.....	20	3,906,510	13	2,678,889	16	1,317,630	Central station, light and power plant.....	3	12,400,956	2	(?)	1	(?)
Federal.....	1	1,217,594	1	741,250	5	470,344	Sewage disposal and drainage.....	9	1,260,549	7	(?)	2	(?)
State.....	10	470,899	5	221,004	5	255,895	Water supply.....	4	357,348	3	(?)	1	(?)
County or township.....	19	2,302,020	8	1,716,635	11	585,391	Other classes ¹⁴	11	1,120,123	7	1,064,124	4	55,909
All business under general contract or directly for owners.....	50	33,015,540	33	31,759,350	23	2,150,190	Air transport work.....	3	150,350	2	(?)	1	(?)
Distribution not reported.....	2	402,026	2	402,026			Miscellaneous, n. e. s.....	7	681,191	5	(?)	2	(?)
Distributed by class.....	54	33,513,523	31	31,357,324	23	2,150,190	All business under subcontract.....	89	17,612,705	2	(?)	87	(?)
Building.....	45	29,532,452	24	27,495,256	21	2,037,196	Distribution not reported.....	1	40,647			1	40,647
Commercial.....	25	1,152,203	14	965,552	11	186,651	Distributed by class.....	88	17,572,068	2	(?)	86	(?)
Educational.....	16	2,054,448	7	1,900,792	0	753,656	Carpentering and woodflooring.....	5	299,029	1	(?)	4	(?)
Hotel.....	1	2,995,223	4	2,042,618	5	52,605	Concreting.....	4	740,530			4	740,536
Hospital and institutional.....	16	10,590,712	7	10,480,053	9	116,659	Electrical.....	18	1,379,060	1	(?)	17	(?)
Manufacturing.....	4	108,070	2	(?)	2	(?)	Heating and plumbing.....	7	1,311,091			7	1,311,091
Public: Courts, jails, etc.....	13	408,244	7	351,171	6	57,073	Heating and piping ¹⁰	20	4,799,432			20	4,799,432
Religious and memorial.....	21	1,427,693	11	1,139,801	10	287,892	Pipe covering.....	5	892,644			5	892,644
Residential.....	7	90,049	2	(?)	5	(?)	Plumbing.....	23	1,439,015			23	1,439,015
Social and recreational.....	3	282,962	1	(?)	2	(?)	Masonry.....	5	322,845			5	322,845
Rail and water transportation.....	8	810,258	5	330,440	3	479,818	Plastering and lathing.....	4	59,099			4	59,099
Miscellaneous.....	0	661,137	5	(?)	1	(?)	Roofing and sheet-metal work.....	4	300,367			4	300,367
Highway and street.....	6	1,371,492	5	(?)	1	(?)	Roofing.....	5	146,329			5	146,329
Public works and utilities ¹²	8	1,948,442	4	1,876,439	4	72,003	Sheet-metal work.....	6	153,538			6	153,538
Other classes ¹⁴							Steel erection.....	4	1,812,243			4	1,812,243
All business under subcontract.....	42	3,748,194	4	107,440	38	3,640,748	Stonework.....	3	763,624			3	763,624
Concreting and stonework.....	5	164,937	2	(?)	3	(?)	Marble and tiling.....	4	205,280			4	205,280
Electrical.....	3	207,400			3	207,400	Wrecking.....	1	718,189			1	718,189
Heating and plumbing.....	7	463,849			7	463,849	Excavating.....	0	439,744			0	439,744
Heating and piping ¹⁰	7	242,086			7	242,086	Ornamental iron ²¹	4	439,744			4	439,744
Plumbing.....	5	221,763			5	221,763	Other classes ²²	0	3,431,121			0	3,431,121
Painting and decorating.....	3	431,595			3	431,595	PATERSON						
Glass and glazing.....	4	503,749			4	503,749	All construction business.....	41	13,414,969	20	10,017,299	21	3,397,670
Roofing and sheet-metal work.....	3	501,398			3	501,398	Distribution not reported.....	2	98,989			2	98,989
Roofing.....	3	126,590			3	126,590	Distributed by class of ownership.....	39	13,315,980	20	10,017,299	19	3,298,681
Sheet-metal work.....	5	374,808			5	374,808	Private.....	36	10,051,492	17	7,109,842	19	2,041,650
Steel erection.....	3	351,568			3	351,568	Quasi-public or community.....	10	1,104,411	5	924,666	5	170,745
Marble, tiling, and plastering.....	4	601,020			4	601,020	Public.....	17	2,160,077	10	1,982,791	7	177,286
Wrecking.....	1	152,868			1	152,868	Distribution not reported.....	3	422,297	3	422,297		
Excavating.....	3	186,814			3	186,814	Distributed by class of public ownership.....	14	1,737,780	7	1,500,494	7	177,286
Ornamental iron ¹⁶	3	182,992	2	(?)	2	(?)	State.....	2	1,172,172	1	1,137,809	2	34,963
Other classes ¹⁷	4				4		County or township.....	5	565,608	5	422,685	5	142,923
NEWARK							Municipal.....	10					
All construction business.....	205	72,213,694	81	46,454,260	124	25,759,334	All business under general contract or directly for owners.....	34	12,225,621	20	9,914,045	14	2,111,576
Distribution not reported.....	4	612,708	1	258,637	3	254,071	Distribution not reported.....	1	59,571			1	59,571
Distributed by class of ownership.....	201	71,700,886	80	40,195,623	121	25,505,263	Distributed by class.....	33	12,166,050	20	9,914,045	13	2,252,005
Private.....	185	59,850,752	70	37,327,949	118	22,022,803	Building.....	27	8,652,284	14	6,470,279	13	2,182,005
Quasi-public or community.....	34	1,505,976	10	737,882	24	768,087	Distribution not reported.....	2	97,169			2	97,169
Public.....	60	10,344,159	27	7,029,780	39	2,714,373	Distributed by class.....	26	8,555,115	14	6,470,279	11	2,084,836
Distribution not reported.....	4	1,080,901	2	820,322	2	260,579	Commercial.....	14	1,674,531	7	1,531,159	7	143,872
Distributed by class of public ownership.....	62	9,263,258	25	6,809,464	37	2,453,794	Educational.....	8	1,140,626	4	1,069,226	4	71,401
Federal.....	7	506,041	2	490,266	5	593,967	Hospital and institutional.....	6	772,902	2	(?)	4	(?)
State.....	17	578,192	4		13		Manufacturing.....	12	2,808,734	6	2,509,366	6	359,368
County or township.....	20	1,740,400	0	1,246,403	14	493,997	Religious and memorial.....	8	410,661	3	368,380	5	42,281
Municipal.....	50	6,438,625	18	5,072,795	32	1,365,830	Residential.....	12	1,586,122	7	107,553	5	1,888,569
							Social and recreational.....	3	28,190	1	(?)	2	(?)
							Other classes ²³	4	73,149	2	(?)	2	(?)
							Public works and utilities ²⁴	4	3,008,469	3	(?)	1	(?)
							Other classes ²⁵	5	505,297	5	505,297		

See footnotes at end of table.

CONSTRUCTION—NEW JERSEY

TABLE 2.—CONSTRUCTION BUSINESS OF REPORTING ESTABLISHMENTS DURING 1929, BY CLASS OF OWNERSHIP AND BY TYPE OF WORK—Continued

CLASS OF OWNERSHIP AND TYPE OF CONSTRUCTION WORK	CONSTRUCTION BUSINESS REPORTED BY—						CLASS OF OWNERSHIP AND TYPE OF CONSTRUCTION WORK	CONSTRUCTION BUSINESS REPORTED BY—					
	All classes of establishments		General contractors ¹		Subcontractors			All classes of establishments		General contractors ¹		Subcontractors	
	Number re- porting	Value	Number re- porting	Value	Number re- porting	Value		Number re- porting	Value	Number re- porting	Value	Number re- porting	Value
PATERSON—Continued						TRENTON—Continued							
All business under subcontract.....	14	\$1,189,348	2	(?)	12	(?)	Distributed by class—Continued.	29	\$5,900,326	15	\$5,001,443	14	\$898,883
Distribution not reported.....	1	4,000			1	\$4,000	Distributed by class.....	14	1,987,850	7	1,008,724	7	79,126
Distributed by class.....	13	1,185,348	2	(?)	11	(?)	Commercial.....	10	501,375	5	349,507	5	151,858
Heating and plumbing.....		535,011				535,011	Educational.....	4	315,998	1	(?)	3	(?)
Heating and piping ^{2a}	5	294,621			5	294,621	Hotel.....	11	985,482	6	877,037	5	107,845
Plumbing.....	4	240,390			4	240,390	Hospital and institutional.....	11	822,417	6	732,262	5	90,155
Roofing and sheet-metal work.....		171,198				171,198	Manufacturing.....	4	27,525	1	(?)	3	(?)
Roofing.....	2	171,198			2	171,198	Public: Courts, jails, etc.....	5	185,049	4	(?)	1	(?)
Sheet-metal work.....	1	171,198			1	171,198	Religious and memorial.....	23	507,172	11	397,863	12	109,300
Other classes ^{2b}	6	479,139	2	(?)	4	(?)	Residential.....	4	238,405	2	(?)	2	(?)
TRENTON						TRENTON							
All construction business.....	59	17,800,504	25	\$13,533,798	34	4,266,796	Social and recreational.....	11	329,053	8	141,511	3	187,542
Distribution not reported.....	2	345,958	1	172,958	1	173,000	Other classes ^{2c}	6	1,643,493	5	(?)	1	(?)
Distributed by class of ownership.....	57	17,454,636	24	13,360,840	33	4,093,796	Highway and street.....	7	6,372,458	6	(?)	1	(?)
Private.....	48	4,462,577	17	2,496,045	31	1,966,532	Public works and utilities ^{2d}	5	510,230	5	510,230		
Quasi-public or community.....	21	1,601,051	6	938,492	15	662,559	All business under subcontract.....	37	3,232,723	6	29,760	31	3,202,963
Public.....	41	11,391,008	17	9,926,303	24	1,464,705	Distribution not reported.....	1	92,147			1	92,147
Distribution not reported.....	2	68,418			2	68,418	Distributed by class.....	36	3,140,576	6	29,760	30	3,110,816
Distributed by class of public ownership.....	39	11,322,590	17	9,926,303	22	1,390,287	Carpentering and wood flooring.....	4	115,680	2	(?)	2	(?)
Federal.....	4	8,429,459	3	7,648,677	1	780,782	Concreting.....	6	198,370	1	(?)	5	(?)
State.....	30	1,667,623	11	1,401,833	9	265,740	Heating and plumbing.....	5	463,090			4	463,090
County or township.....	19	1,225,508	6	875,743	13	349,765	Heating and pipe covering.....	5	326,135			8	326,135
Municipal.....	19	1,225,508	6	875,743	13	349,765	Plumbing.....	5	136,955			5	136,955
All business under general contract or directly for owners.....	43	14,567,871	25	13,504,038	18	1,063,833	Masonry and stone work.....	5	169,511	1	(?)	4	(?)
Distribution not reported.....	1	31,633			1	31,683	Painting and decorating.....	3	109,300			3	109,300
Distributed by class.....	42	14,536,188	25	13,504,038	17	1,032,150	Roofing and sheet-metal work.....	3	441,593			3	441,593
Building.....	31	6,010,037	15	5,001,443	16	1,035,594	Roofing and sheet metal combined.....	4	281,782			4	281,782
Distribution not reported.....	2	109,711			2	109,711	Sheet-metal work.....	4	159,811			4	159,811

¹ Includes operative builders.
² Value omitted in order to avoid disclosing individual operations. The amounts omitted are however, included in the respective totals.
³ Includes establishments reporting the following lines of work: General contractors: Water power development, 1; Miscellaneous, 40; Subcontractors: Miscellaneous, 13.
⁴ Includes establishments reporting the following lines of work: General contractors: Bridge and culvert, 1; waterworks, 1; railroad, 1; and foundation, 1. Subcontractors: Elevator construction, 2; dam and reservoir, 1; miscellaneous, 1.
⁵ Includes establishments reporting the following lines of work: General contractors: Religious and memorial, 1; social and recreational, 1; Subcontractors, Public: Courts, jails, etc., 1; religious and memorial, social and recreational rail and water transportation, 1.
⁶ Includes establishments reporting the following lines of work: General contractors: Bridge, tunnel, etc., 2; dock, pier, retaining wall, 2; refuse disposal plant, 1; sewage disposal and drainage, 2; water supply, 2; Subcontractors: Refuse disposal plant, 1; miscellaneous, 1.
⁷ Includes establishments reporting the following lines of work: General contractors: Masonry, 1; excavating, 1. Subcontractors: Concreting, 1; electrical, 1; sheet metal, 2; excavating and grading, 1.
⁸ Includes establishments reporting the following lines of work: General contractors: Bridge, tunnel, etc., 2; dock, pier, retaining wall, etc., river and harbor improvement, 1; sewage disposal and drainage, 1. Subcontractors: Dock, pier, retaining wall, etc., river and harbor improvement, 1.
⁹ Includes establishments reporting the following lines of work: General contractors: Railroad and car line, 1; miscellaneous, n. e. s., 2. Subcontractors: Miscellaneous, n. e. s., 1.
¹⁰ Includes 1 establishment reporting plumbing and heating combined.
¹¹ Includes 1 establishment reporting metal work, miscellaneous, n. e. s.
¹² Includes establishments reporting the following lines of work: General contractors: Excavating, plastering, and lathing, 1; carpentering and wood flooring, 2. Subcontractors: Carpentering and wood flooring, 1; concreting, excavating, and rental of equipment, trucking, etc., 1; roofing, 1; sheet-metal work, 1.
¹³ Includes establishments reporting the following lines of work: General contractors: Bridge, tunnel, etc., 1; central station, light and power plant, 1; dock, pier, retaining wall, etc., 1; river and harbor improvement, 2. Subcontractors: Park, grounds, etc., 1.
¹⁴ Includes establishments reporting the following lines of work: General contractors: Railroad and car line, 1; miscellaneous, n. e. s., 3. Subcontractors: Railroad and car line, 1; miscellaneous, n. e. s., 3.
¹⁵ Includes 1 establishment reporting pipe covering and 1 reporting plumbing and heating combined.
¹⁶ Includes 1 establishment reporting metal work, miscellaneous, n. e. s.
¹⁷ Includes establishments reporting the following lines of work: General contractors: Carpentering and wood flooring, 1; street paving, 1. Subcontractors: Grading, 1; carpentering and wood flooring, 1.
¹⁸ Includes 1 subcontracting establishment reporting air transport and rail and water transportation buildings.
¹⁹ Includes establishments reporting the following lines of work: General contractors: Bridge, tunnel, etc., 2; refuse disposal plant, 1; park grounds, etc., 1; river and harbor improvements, 1; telephone line and system, 1; and miscellaneous, 1. Subcontractors: Dock, pier, retaining wall, etc., 2; park, grounds, etc., 1; miscellaneous 1.
²⁰ Includes 1 establishment reporting plumbing and heating combined.
²¹ Includes 2 establishments reporting metal work, miscellaneous, n. e. s.
²² Includes establishments reporting the following lines of work: Elevator construction, 1; painting and decorating, 2; grading, 2; sewer, gas, water, conduit, dredging, river, harbor, 1.
²³ Includes establishments reporting the following lines of work: General contractors: Miscellaneous, 1; public courts, jails, etc., 1. Subcontractors: Miscellaneous, 1; public courts, jails, etc., 1.
²⁴ Includes establishments reporting the following lines of work: General contractors: Bridge, tunnel, etc., 1; bridge, tunnel, etc., and sewage disposal, 1; sewage disposal and water supply, 1; subcontractors: Miscellaneous, 1.
²⁵ Includes establishments reporting the following lines of work: Miscellaneous, n. e. s., 1; highway and street, 3; railroad and car line, 1.
²⁶ Includes 2 establishments reporting plumbing and heating combined.
²⁷ Includes establishments reporting the following lines of work: General contractors: Concreting, 1; masonry, 1. Subcontractors: Carpentering and wood flooring, 1; electrical, 2; wrecking, and excavating, 1.
²⁸ Includes establishments reporting the following lines of work: General contractors: Military and naval, 1; air transport, 1; rail and water transportation, 1; miscellaneous, 5. Subcontractors: Miscellaneous, 3.
²⁹ Includes establishments reporting the following lines of work: General contractors: Bridge, tunnel, etc., 3; bridge, tunnel, and sewage disposal, 1; sewage disposal, 1; water supply and miscellaneous, 1. Subcontractors: Power plant work, sewage disposal and drainage, 1.
³⁰ Includes establishments reporting the following lines of work: Miscellaneous, n. e. s., 3; water-power development, 1; railroad and car line, 1.
³¹ Includes 1 establishment reporting ornamental iron work.
³² Includes establishments reporting the following lines of work: General contractors: Railroad, 1; rental of equipment, trucking, etc., 1. Subcontractors: Electrical, 2; sewer, gas, water, conduit, 1; flooring, n. e. s., 1.

CONSTRUCTION—NEW JERSEY

765

TABLE 3—CONSTRUCTION BUSINESS DURING 1929, BY LOCATION

CLASSIFICATION OF ESTABLISHMENTS	Establishments reporting	Total	In home city	In home State	Outside home State	CLASSIFICATION OF ESTABLISHMENTS	Establishments reporting	Total	In home city	In home State	Outside home State
NEW JERSEY	1,449	\$281,704,401	\$112,280,985	\$237,424,584	\$44,279,817	JERSEY CITY	81	\$37,663,743	\$11,487,694	\$18,185,206	\$19,528,537
Operative builders.....	31	6,926,244	5,742,339	6,026,244	-----	General contractors ¹	33	31,866,796	8,501,397	13,073,397	18,793,399
General contractors.....	701	195,074,010	69,258,906	165,861,047	29,212,003	Building ²	24	28,882,936	6,614,400	10,762,843	18,120,093
Building.....	505	118,475,713	40,949,392	96,785,690	21,690,023	Street paving.....	4	684,972	606,038	684,972	-----
Building not specialized.....	292	71,806,543	36,819,512	67,787,520	4,010,023	Other classes ¹²	5	2,293,888	1,280,959	1,625,582	673,306
Commercial building only.....	25	9,070,381	1,352,758	9,025,381	45,000	Subcontractors.....	48	5,796,047	2,939,297	5,061,809	735,138
Manufacturing building only.....	5	20,916,962	978,825	3,290,962	17,626,000	Concrete and stone work.....	4	434,707	378,614	434,707	-----
Residential building only.....	183	16,681,827	10,798,297	10,681,827	-----	Electrical.....	4	262,013	194,015	262,013	-----
Highway.....	11	2,055,553	1,986,791	22,845,652	948,168	Heating and plumbing.....	14	1,773,248	1,154,520	1,701,023	12,225
Bridge and culvert.....	11	9,790,090	5,930,533	7,544,008	2,246,688	Heating and piping ¹³	9	874,011	319,846	861,786	12,225
Grading.....	11	2,055,553	715,286	1,499,425	556,128	Plumbing.....	5	899,237	834,074	899,237	-----
Street paving.....	48	9,521,579	4,334,433	6,487,230	34,343	Painting and decorating.....	4	563,022	242,209	425,306	143,186
Sewer, gas, water, conduit ³	37	2,281,721	1,725,980	6,404,003	2,775,682	Glass and glazing.....	4	523,226	135,904	414,461	108,778
Waterworks.....	7	1,248,194	310,633	883,732	364,462	Roofing and sheet-metal work.....	5	416,716	189,027	272,622	143,094
Dredging, river, harbor, etc.....	8	2,281,721	62,500	2,057,037	224,684	Steel erection.....	3	651,210	47,374	463,205	187,015
Railroad.....	7	2,501,582	967,173	2,351,212	160,370	Marble, tiling, and plastering.....	4	601,020	477,486	545,117	55,903
Foundation.....	3	141,265	110,265	141,265	-----	Other classes ¹⁴	5	567,182	197,145	483,145	84,037
Other classes ⁴	3	16,584,212	3,147,820	16,302,687	221,525	NEWARK	203	70,531,447	25,572,661	62,607,847	8,024,100
Subcontractors.....	717	79,704,147	37,229,740	64,636,393	15,067,754	Operative builders.....	3	976,682	-----	976,682	-----
Carpentering and wood flooring.....	32	2,222,789	1,759,519	2,222,789	-----	General contractors.....	77	43,897,587	13,649,840	42,507,221	1,390,366
Concreting.....	16	2,535,614	811,953	2,421,610	114,000	Building.....	63	22,890,135	9,447,149	22,288,294	601,841
Electrical.....	34	6,304,270	4,733,387	6,158,164	146,106	Building not specialized.....	39	13,083,260	7,895,807	12,481,419	601,841
Heating and plumbing.....	806	29,028,093	14,940,590	26,745,372	3,282,721	Commercial building only.....	9	7,889,853	752,205	7,889,853	-----
Heating and piping.....	65	11,099,851	3,202,692	8,807,755	2,892,096	Residential building only.....	15	1,917,022	901,017	1,917,022	-----
Pipe covering.....	3	1,391,988	424,035	1,050,703	335,285	Street paving and highway.....	5	2,666,976	972,310	2,666,976	-----
Plumbing.....	153	11,164,891	7,846,702	11,155,899	8,992	Sewer, gas, water, conduit ³	4	1,530,149	237,203	972,149	567,000
Plumbing and heating combined.....	85	4,771,363	3,478,101	4,725,015	46,348	Other classes ¹⁵	5	16,802,327	2,092,678	16,580,802	221,525
Masonry.....	44	2,867,808	1,490,471	2,558,062	9,740	Subcontractors.....	123	25,057,178	11,922,821	10,023,444	6,033,734
Painting and decorating.....	34	1,998,999	1,220,042	1,812,701	180,298	Carpentering and wood flooring.....	7	336,802	336,802	336,802	-----
Glass and glazing.....	8	767,723	259,123	643,946	123,778	Electrical.....	25	2,580,048	2,032,289	2,509,096	70,410
Plastering and lathing.....	14	931,716	508,535	925,435	6,280	Heating and plumbing.....	50	10,440,498	3,732,851	7,273,183	3,107,285
Roofing and sheet-metal work.....	68	4,966,801	2,642,414	4,595,170	371,691	Heating and pipe covering.....	17	6,873,239	1,358,468	3,705,054	3,167,285
Roofing.....	32	1,084,630	615,372	1,844,935	139,695	Plumbing.....	30	3,382,847	2,210,104	3,382,847	-----
Sheet-metal work.....	21	1,880,443	978,537	1,659,072	221,371	Plumbing and heating combined.....	3	184,382	167,270	184,382	-----
Roofing and sheet metal combined.....	15	1,101,788	748,505	1,091,163	10,625	Masonry and concreting.....	6	1,030,095	466,818	1,060,095	-----
Steel erection.....	22	12,860,360	2,607,255	5,793,271	7,071,059	Painting and decorating.....	9	239,954	116,409	232,842	7,112
Stonework.....	3	1,642,322	546,848	2,793,312	872,010	Roofing and sheet-metal work.....	7	508,701	347,092	508,701	-----
Marble and tiling.....	36	2,969,756	1,170,016	2,693,126	376,630	Steel erection.....	5	4,924,600	968,725	1,948,610	2,976,050
Excavating.....	17	1,886,418	823,109	1,726,301	100,117	Stonework.....	3	703,624	373,624	373,624	300,000
Ornamental iron.....	4	769,089	205,615	398,992	14,847	Marble and tiling.....	3	437,183	200,373	437,183	-----
Grading.....	10	769,089	385,330	754,842	-----	Excavating.....	4	689,805	404,806	689,805	-----
Metal work, n. e. s. ¹	6	2,234,157	4,109,376	2,114,883	-----	Other classes ¹⁶	6	3,004,730	2,755,073	3,052,933	13,847
Flooring, n. e. s. ¹	4	703,812	240,227	480,254	217,558	PATERSON	41	13,414,968	3,436,592	9,798,328	3,616,641
Other classes ⁴	4	615,697	505,157	615,697	-----	General contractors.....	20	10,017,269	2,008,433	7,744,266	2,273,033
CAMDEN	26	2,774,918	991,898	2,654,901	120,017	Building.....	14	6,557,484	1,851,117	6,218,451	339,033
General contractors ⁶	14	1,843,030	630,288	1,823,079	19,960	Building not specialized.....	11	6,411,240	1,704,873	6,072,207	339,033
Building ⁶	9	824,300	407,917	804,436	10,960	Residential building only.....	3	146,244	146,244	146,244	-----
Other classes ⁷	5	1,018,643	131,371	1,018,643	-----	Highway and street paving.....	3	390,346	4,657	390,346	-----
Subcontractors.....	12	931,870	452,600	831,822	100,057	Other classes ¹⁷	3	3,009,469	152,669	1,135,469	1,934,000
Electrical.....	3	239,043	173,697	184,863	55,080	Subcontractors.....	21	3,397,670	1,431,150	2,054,062	1,343,008
Heating and plumbing.....	4	261,503	74,615	261,503	-----	Electrical.....	3	345,266	229,652	345,266	-----
Other classes ⁸	5	430,433	204,388	385,456	44,977	Heating and plumbing.....	11	1,007,468	640,693	995,800	11,608
ELIZABETH	64	8,468,562	3,328,416	7,548,416	919,596	Plumbing.....	5	523,300	331,856	515,300	8,000
General contractors ⁶	35	6,256,597	2,046,111	5,361,018	894,679	Plumbing and heating combined.....	6	484,198	368,747	480,500	3,608
Building.....	31	4,153,756	1,921,770	3,272,886	880,870	Roofing and sheet metal work.....	3	232,156	160,920	217,711	14,445
Building not specialized ⁹	19	3,371,814	1,356,114	2,490,944	880,870	Other classes ¹⁸	4	1,812,750	400,975	495,195	1,317,555
Residential building only.....	12	781,942	501,656	781,942	-----	TRENTON	57	17,478,918	12,693,022	16,969,434	509,484
Other classes ⁹	4	2,102,841	124,341	2,089,032	13,809	General contractors ⁶	24	13,360,840	10,125,851	12,981,736	379,104
Subcontractors.....	29	2,121,755	1,282,305	2,186,498	25,267	Building.....	15	5,012,667	3,673,512	4,970,378	42,280
Electrical.....	3	178,034	126,234	178,034	-----	Street paving and highway.....	5	1,873,545	814,204	1,537,397	336,148
Heating and plumbing.....	10	446,708	420,124	446,708	-----	Other classes ¹⁹	4	6,474,928	5,638,185	6,473,961	667
Plumbing.....	6	281,803	261,197	281,803	-----	Subcontractors.....	33	4,118,078	2,567,171	3,987,698	130,380
Plumbing and heating combined.....	4	164,905	158,927	164,905	-----	Concreting ²⁰	5	448,175	301,160	383,429	64,746
Painting, decorating, and glazing.....	0	273,023	202,573	258,623	15,000	Heating and plumbing.....	8	1,018,293	478,369	979,422	38,871
Steel erection ¹⁰	4	787,876	167,610	787,876	-----	Heating and piping.....	5	918,735	410,720	878,864	37,871
Other classes ¹¹	6	525,814	365,764	515,577	10,257	Plumbing ¹³	3	101,558	67,640	100,558	1,000
						Roofing and sheet-metal work.....	0	584,141	395,698	563,641	500
						Sheet-metal work.....	3	260,040	172,650	205,540	500
						Roofing and sheet metal combined.....	3	358,101	223,048	358,101	-----
						Marble and tiling.....	3	223,353	186,058	224,770	4,583
						Flooring, n. e. s. ²¹	4	378,147	127,120	373,147	-----
						Other classes ²²	7	1,484,669	1,078,766	1,463,280	21,680

¹ Includes refuse disposal plant.
² Includes central station, light and power plant; and miscellaneous, n. e. s.
³ Includes highway and street paving.
⁴ Includes elevator construction.
⁵ Includes sewer, gas, water, and conduit; dam and reservoir; dredging, river, harbor, etc.
⁶ Includes operative builders.
⁷ Includes highway; sewer, gas, water, and conduit; waterworks; and dredging, river, harbor, etc.
⁸ Includes concreting; street paving; and sheet metal.
⁹ Includes highway; sewer, gas, water, and conduit; and dredging, river, harbor, etc.
¹⁰ Includes ornamental iron; and metal work, miscellaneous, n. e. s.
¹¹ Includes carpentering and wood flooring; masonry; roofing; sheet metal; and excavating.

¹² Includes bridge and culvert; dredging, river, harbor, etc.; railroad; and central station, light and power plant.
¹³ Includes plumbing and heating combined.
¹⁴ Includes carpentering and wood flooring; excavating; ornamental iron.
¹⁵ Includes railroad; foundation; central station, light and power plant; and miscellaneous, n. e. s.
¹⁶ Includes elevator construction; grading; dredging, river, harbor, etc.; and metal work, n. e. s.
¹⁷ Includes bridge and culvert; and sewer, gas, water, conduit.
¹⁸ Includes carpentering and wood flooring; steel erection; and excavating.
¹⁹ Includes bridge and culvert; sewer, gas, water, conduit; and railroad.
²⁰ Includes masonry and stone work.
²¹ Includes painting and decorating.
²² Includes carpentering and wood flooring; electrical; steel erection; excavating and sewer, gas, water, conduit.

CONSTRUCTION—NEW JERSEY

TABLE 4.—CONSTRUCTION BUSINESS OUTSIDE HOME STATE, BY LOCATION

STATE OR COUNTRY	LOCATION REPORTED BY—			STATE OR COUNTRY	LOCATION REPORTED BY—		
	All classes of establishments	General contractors	Subcontractors		All classes of establishments	General contractors	Subcontractors
NEW JERSEY				JERSEY CITY—Continued			
Total distributed by State or country ¹	\$44,279,817	\$29,212,063	\$15,067,754	Total distributed by State or country—Continued.....	\$2,347,000	\$2,347,000	-----
Alabama.....	4,000	4,000	-----	Illinois.....	707,000	707,000	-----
California.....	2,571,092	2,571,092	-----	Louisiana.....	172,000	172,000	-----
Colorado.....	1,210,259	1,210,259	-----	Maryland.....	119,974	119,974	-----
Connecticut.....	1,452,295	1,223,303	228,992	Michigan.....	9,000	9,000	-----
Delaware.....	116,987	55,900	61,087	Missouri.....	2,428,200	1,810,759	\$617,441
District of Columbia.....	3,860	-----	3,860	New York.....	3,000	3,000	-----
Florida.....	699	-----	699	North Carolina.....	60,000	60,000	-----
Illinois.....	2,929,090	2,347,000	582,090	Ohio.....	141,000	141,000	-----
Louisiana.....	767,000	767,000	-----	Oklahoma.....	474,000	474,000	-----
Maine.....	9,588	-----	9,588	South Carolina.....	40,666	40,666	-----
Maryland.....	559,347	172,733	386,614	Texas.....	6,281,000	6,281,000	-----
Massachusetts.....	387,104	210,000	177,104	Virginia.....	17,000	17,000	-----
Michigan.....	126,171	119,974	6,197	West Virginia.....	36,000	36,000	-----
Missouri.....	9,000	9,000	-----	Other States, n. s.....	55,903	-----	55,903
New Hampshire.....	35,606	-----	35,606	Canada.....	2,000	2,000	-----
New York.....	10,680,323	5,002,811	10,977,512	Cuba, Bermuda, and West Indies.....	3,779,000	3,779,000	-----
North Carolina.....	1,937,000	1,937,000	-----	Argentina.....	65,000	65,000	-----
Ohio.....	69,109	60,000	9,109	United Kingdom.....	53,000	53,000	-----
Oklahoma.....	141,000	141,000	-----	Asia Minor.....	255,000	255,000	-----
Pennsylvania.....	3,540,093	1,428,554	2,111,539	Japan.....	347,000	347,000	-----
Rhode Island.....	24,002	-----	24,002	Foreign, n. s.....	48,510	-----	48,510
South Carolina.....	40,666	40,666	-----	NEWARK			
Texas.....	6,281,000	6,281,000	-----	Total distributed by State or country ¹	8,024,100	1,390,366	6,633,734
Virginia.....	95,800	33,815	61,985	Connecticut.....	420,202	415,000	5,202
West Virginia.....	72,204	38,799	33,405	District of Columbia.....	3,800	-----	3,800
Other States, n. s.....	648,259	342,074	306,185	Illinois.....	582,000	-----	582,000
Canada.....	2,000	2,000	-----	Maryland.....	40,343	733	39,610
Cuba, Bermuda, and West Indies.....	3,779,000	3,779,000	-----	Michigan.....	6,197	-----	6,197
Argentina.....	65,000	65,000	-----	New York.....	5,367,712	886,307	4,471,405
Venezuela.....	73,000	73,000	-----	Ohio.....	6,834	-----	6,834
United Kingdom.....	53,000	53,000	-----	Pennsylvania.....	1,507,511	-----	1,507,511
Asia Minor.....	255,000	255,000	-----	Virginia.....	11,115	-----	11,115
Japan.....	347,000	347,000	-----	Other States, n. s.....	15,326	15,326	-----
Foreign, n. s.....	90,593	42,088	48,510	Venezuela.....	73,000	73,000	-----
CAMDEN				PATERSON			
Total distributed by State ¹	120,017	19,900	100,057	Total distributed by State ¹	3,616,641	2,273,033	1,343,608
Delaware.....	238	-----	238	Connecticut.....	77,450	77,450	-----
Maine.....	497	-----	497	New York.....	1,430,084	109,921	1,320,163
New York.....	476	-----	476	North Carolina.....	1,934,000	1,934,000	-----
Pennsylvania.....	118,806	19,900	98,906	Pennsylvania.....	151,662	151,662	-----
ELIZABETH				TRENTON			
Total distributed by State ³	919,936	894,679	25,257	Total distributed by State ⁷	500,484	379,104	130,380
Connecticut.....	86,000	86,000	-----	Connecticut.....	37,871	-----	37,871
Massachusetts.....	210,000	210,000	-----	Delaware.....	11,000	-----	11,000
New York.....	403,936	373,679	25,257	Massachusetts.....	4,471	-----	4,471
Pennsylvania.....	220,000	220,000	-----	New York.....	500	-----	500
JERSEY CITY				Other States, n. s.....			
Total distributed by State or country ⁴	19,523,537	18,793,899	735,138	Connecticut.....	452,367	379,104	73,263
Alabama.....	4,000	4,000	-----	Delaware.....	1,000	-----	1,000
California.....	1,941,000	1,041,000	-----				
Connecticut.....	80,284	67,000	13,284				
Delaware.....	2,000	2,000	-----				

Number of establishments reporting:

¹ All classes, 125—General contractors, 55; subcontractors, 70.² All classes, 4.³ All classes, 6—General contractors, 3; subcontractors, 3.⁴ All classes, 16—General contractors, 8; subcontractors, 8.⁵ All classes, 17—General contractors, 4; subcontractors, 13.⁶ All classes, 6.⁷ All classes, 14—General contractors, 5; subcontractors, 9.

CONSTRUCTION—NEW JERSEY

767

TABLE 5.—NUMBER AND SALARIES OF PROPRIETORS, FIRM MEMBERS, AND SALARIED EMPLOYEES, 1929

CLASSIFICATION OF ESTABLISHMENTS	Estab-lish-ments report-ing	PROPRIETORS AND FIRM MEMBERS			SALARIED EMPLOYEES								Sex not reported	
		Re-ceiving no sal-ary	Receiving salaries		All salaried employe'es		Officers and clerical staff		Superintendents, foremen, etc.		Number reported, by sex			
			Num-ber	Total annual salaries	Total num-ber	Total annual salaries	Num-ber	Total annual salaries	Num-ber	Total annual salaries	Total	Male		Fe-male
NEW JERSEY	1,421	886	462	\$1,666,109	4,430	\$14,434,981	2,541	\$8,582,391	1,889	\$5,852,600	3,910	3,275	635	520
Operative builders.....	33	17	3	6,188	94	301,617	48	211,830	46	89,787	93	87	6	1
General contractors.....	687	318	186	666,838	2,700	9,181,940	1,307	4,848,346	1,393	4,333,594	2,420	2,139	281	280
Building.....	486	259	130	436,494	1,332	4,649,933	678	2,406,097	654	2,183,336	1,172	1,001	171	160
Building not specialized.....	288	132	86	290,621	1,008	3,544,606	510	1,931,480	498	1,613,126	901	773	128	107
Commercial building only.....	21	10	8	31,784	44	139,082	28	77,957	16	61,125	27	22	5	17
Manufacturing building only.....	5	2			71	360,381	12	68,079	59	291,402	71	67	4	
Residential building only.....	172	115	36	114,189	209	605,804	128	387,681	81	218,183	173	139	34	36
Highway.....	64	17	12	57,166	431	1,349,628	202	705,877	229	583,751	401	360	41	30
Bridge and culvert.....	12	2	1	3,120	136	450,049	52	214,124	83	236,925	135	128	7	
Grading.....	11	4	5	10,820	48	226,403	23	158,783	25	67,620	48	44	4	
Street paving.....	48	21	18	86,124	145	537,843	76	344,458	69	193,385	119	110	9	26
Sewer, gas, water, conduit.....	35	10	9	35,847	163	504,278	67	240,606	96	263,672	125	112	13	38
Waterworks.....	9	1	4	10,902	78	231,359	26	98,197	52	133,162	70	62	8	8
Dredging, river, harbor, etc.....	9	2	1	10,200	64	278,111	33	147,181	31	130,930	51	44	7	13
Railroad.....	7	1			50	208,888	22	100,349	28	90,539	50	43	7	
Foundation.....	3		6	16,165	2	4,490	1	1,550	1	2,940	2	2		
Other classes ¹	3	1			252	740,958	127	302,124	125	438,834	247	233	14	5
Subcontractors.....	701	351	273	993,083	1,036	4,951,424	1,186	3,522,205	450	1,420,210	1,397	1,040	348	239
Carpentering and wood flooring.....	30	21	12	28,656	27	129,781	21	108,810	6	20,812	27	23	4	
Concreting.....	16	4	4	9,680	55	165,362	30	122,110	16	43,243	53	44	9	2
Electrical.....	81	26	29	102,329	190	558,927	148	423,334	42	135,593	176	119	57	14
Heating and plumbing.....	301	120	143	517,035	625	1,780,860	458	1,220,292	167	560,568	543	401	142	82
Heating and piping.....	63	14	26	99,989	251	731,193	145	392,344	106	338,840	229	179	50	22
Pipe covering.....	3		1	2,200	28	99,025	24	85,647	4	13,878	23	15	8	5
Plumbing.....	151	60	77	279,037	235	646,884	197	495,844	38	151,040	204	149	55	31
Plumbing and heating combined.....	84	46	39	135,809	111	303,768	92	246,457	19	57,301	87	68	29	24
Masonry.....	45	27	16	49,074	42	180,001	31	105,410	11	33,682	30	25	11	6
Painting and decorating.....	33	23	17	59,474	30	71,764	27	60,264	3	11,500	21	18	3	9
Glass and glazing.....	8	5	2	8,000	27	91,501	20	68,621	7	22,880	19	11	8	8
Plastering and lathing.....	13	3	8	25,888	11	20,809	8	20,015	3	9,794	10	8	2	1
Roofing and sheet-metal work.....	66	33	21	94,987	192	500,548	144	374,976	48	125,572	135	99	36	57
Roofing.....	31	7	9	49,398	92	198,771	62	115,537	30	83,234	60	51	18	23
Sheet-metal work.....	20	6	9	35,432	49	160,678	40	130,003	9	23,675	22	16	6	27
Roofing and sheet metal combined.....	15	6	3	9,657	51	142,199	42	123,480	9	18,763	44	32	12	7
Steel erection.....	24	1	5	43,400	169	617,729	101	394,281	58	223,448	159	123	31	
Stonework.....	8	3	2	5,200	21	89,924	14	56,024	7	33,900	18	16	2	3
Marble and tiling.....	34	12	7	24,218	76	242,238	68	216,318	8	25,920	60	43	17	16
Excavating.....	16	12	3	10,640	49	183,010	24	75,392	25	67,618	32	26	6	17
Ornamental iron.....	6	1			30	91,053	19	55,142	11	35,911	23	18	6	7
Grading.....	9	9	3	9,602	20	66,188	13	50,310	7	15,372	11	9	2	9
Metal work, n. e. s.....	3				34	58,294	22	46,188	12	12,166	34	27	7	
Flooring, n. e. s.....	3				27	101,947	13	50,547	14	45,400	19	16	3	8
Other classes ⁴	5	1	1	4,000	21	88,538	16	68,038	5	15,500	21	18	3	
CAMDEN	27	10	10	35,895	96	252,751	46	127,863	50	124,888	79	67	12	17
General contractors.....	15	7	6	22,000	61	165,542	20	59,204	41	106,338	61	54	7	
Building.....	9	5	4	14,200	17	53,046	9	30,506	8	23,140	17	13	4	
Highway.....	3	1	2	7,800	22	44,806	3	3,621	19	41,285	22	21	1	
Other classes.....	3	1			22	67,090	8	25,177	14	41,913	22	20	2	
Subcontractors.....	12	3	4	13,895	35	87,209	26	68,659	9	18,550	18	13	5	17
Electrical.....	3	1	2	7,707	1	1,500	1	1,500			1	1		
Heating and plumbing.....	4	2			15	34,128	12	28,146	3	5,982	13	9	4	2
Other classes.....	5		2	6,188	19	51,681	13	30,013	6	12,568	4	3	1	15
ELIZABETH	61	33	18	65,584	161	437,724	108	290,192	53	147,532	141	120	21	20
General contractors.....	34	16	6	18,838	93	282,997	63	179,823	30	103,174	85	74	11	8
Building.....	30	15	6	16,888	71	195,347	49	119,583	22	75,704	63	56	7	8
Building not specialized.....	19	7	3	7,271	68	189,887	46	114,123	22	75,704	61	54	7	7
Residential building only.....	11	8	3	9,567	3	5,460	3	5,460			2	2		1
Other classes.....	4	1			22	87,650	14	60,240	8	27,410	22	18	4	
Subcontractors.....	27	17	12	48,746	68	154,727	45	110,369	23	44,358	56	46	10	12
Electrical.....	3	3			7	21,621	5	15,589	2	6,032	7	5	2	
Heating and plumbing.....	8	4	5	16,831	7	21,442	6	17,542	1	3,900	6	4	2	1
Painting, decorating, and glazing.....	5	7	1	5,000	4	7,680	3	6,180	1	1,500	4	4		
Steel erection.....	3		1	4,611	12	33,530	7	17,670	5	15,860	12	10	2	
Other classes.....	8	3	5	22,304	38	70,454	24	53,388	14	17,066	27	23	4	11
JERSEY CITY	78	22	19	74,781	349	1,396,834	186	756,467	163	640,377	317	271	46	32
General contractors.....	33	10	7	24,100	211	897,318	79	360,352	132	536,966	199	180	19	12
Building.....	24	9	6	18,900	162	695,572	51	224,800	111	470,772	162	141	11	10
Street paving.....	4		1	5,200	22	73,110	9	34,500	13	38,610	22	20	2	
Other classes.....	5	1			27	128,636	19	101,052	8	27,584	25	19	6	2
Subcontractors.....	45	12	12	50,681	138	499,516	107	396,105	31	103,411	118	91	27	20
Concreting and stone work.....	4	1	2	3,960	11	37,673	9	28,509	2	9,164	11	10	1	
Electrical.....	5	3	2	11,140	5	15,280	5	15,280			5	5		
Heating and plumbing.....	12	3	3	13,031	37	124,358	30	100,728	7	23,680	30	24	6	7
Heating and piping.....	7	1	3	13,031	15	41,776	12	33,278	3	8,498	8	6	2	7
Plumbing.....	5	2			22	62,582	18	67,450	4	15,132	22	18	4	
Painting and decorating.....	4	2	3	14,690	9	23,495	9	23,498			6	5	1	3
Glass and glazing.....	4	1	1	3,900	18	71,348	13	52,568	5	18,780	16	9	7	2
Roofing and sheet-metal work.....	5	1	1	3,900	17	44,740	10	23,713	7	21,027	13	10	3	4
Steel erection.....	3				12	86,980	12	86,980			12	9	3	
Marble, tiling, and plastering.....	3				11	42,480	10	38,480	1	4,000	9	7	2	2
Other classes.....	5	1			18	53,159	9	26,349	9	26,810	16	12	4	2

See footnotes at end of table.

TABLE 5.—NUMBER AND SALARIES OF PROPRIETORS, FIRM MEMBERS, AND SALARIED EMPLOYEES, 1929—
Continued

CLASSIFICATION OF ESTABLISHMENTS	Estab-lish-ments report-ing	PROPRIETORS AND FIRM MEMBERS			SALARIED EMPLOYEES						Number reported, by sex			Sex not reported
		Receiv-ing no sal-ary	Receiving salaries		All salaried employees		Officers and clerical staff		Superintendents, foremen, etc.		Total	Male	Fe-male	
			Num-ber	Total annual salaries	Total num-ber	Total annual salaries	Num-ber	Total annual salaries	Num-ber	Total annual salaries				
NEWARK	193	43	52	\$204,221	1,055	\$3,602,352	618	\$2,068,313	437	\$1,534,039	988	618	170	67
Operative builders	3				8	48,992	6	44,902	2	4,000	8	7	1	
General contractors	72	12	12	43,617	572	2,023,141	299	1,048,798	273	974,343	535	470	65	37
Building	50	10	10	33,617	258	982,495	141	543,069	117	439,426	226	181	45	32
Commercial building only	37	4	8	25,817	190	755,508	105	429,648	85	325,855	169	140	29	21
Residential building only	8	2	2	7,800	27	97,880	11	36,755	16	61,125	20	16	4	7
Street paving and highway	14	4			41	129,112	25	76,606	16	52,446	37	25	12	4
Sewer, gas, water, conduit ¹³	5	1			32	153,041	19	114,540	13	39,101	32	28	4	
Other classes ¹⁴	4	1			25	104,514	12	59,784	13	44,730	20	17	3	5
Other classes ¹⁵	4		2	10,000	257	782,491	127	331,405	130	451,086	267	244	13	
Subcontractors	118	31	40	160,604	475	1,530,219	313	974,523	162	555,696	445	341	104	30
Carpentering and wood flooring	6	4	1	3,120	4	15,352	2	7,800	2	7,552	4	3	1	
Electrical	24	5	6	28,300	89	266,744	67	193,689	22	73,055	88	61	27	1
Heating and plumbing	49	10	24	88,615	227	720,780	136	410,437	91	310,343	209	167	42	18
Heating and pipe covering	17	3	8	30,660	135	422,261	62	193,303	73	228,968	127	100	21	8
Plumbing	29	7	14	50,155	87	271,194	70	193,501	17	77,693	78	58	20	9
Plumbing and heating combined	3		2	7,800	5	27,325	4	23,038	1	3,092	4	3	1	1
Masonry and concreting	6	1	1	2,600	19	55,480	16	47,470	3	8,010	19	15	4	
Painting and decorating	3	1	1	3,880	4	13,840	4	13,840			4	3	1	
Roofing and sheet-metal work	8	4	1	5,382	27	65,432	21	47,355	6	18,077	18	15	3	0
Steel erection	5		2	15,200	50	164,445	28	83,797	22	80,648	50	38	12	
Stonework	3	2			7	28,410	4	11,410	3	17,000	7	6	1	
Marble, tiling, and plastering	7	1	2	6,085	14	33,794	11	23,550	3	10,244	14	10	4	2
Excavating	3	1			13	57,996	6	40,727	7	17,269	11	9	2	2
Other classes ¹⁶	4	2	2	7,422	21	107,946	18	94,448	3	13,498	21	14	7	
PATERSON	41	16	11	41,415	206	762,872	103	476,192	103	286,680	199	178	21	7
General contractors ⁵	20	11	1	4,538	160	559,541	65	300,641	95	258,900	154	148	6	6
Building ⁶	14	9	1	4,538	70	250,039	35	141,551	35	108,488	70	67	3	
Building not specialized	11	7			70	250,039	35	141,551	35	108,488	70	67	3	
Residential building only	3	2	1	4,538										
Highway and street paving	3	2			9	20,710	3	11,180	6	15,530	8	7	1	1
Other classes ¹⁰	3				81	282,792	27	147,910	54	134,882	70	74	2	5
Subcontractors	21	5	10	36,877	46	203,331	38	175,551	8	27,780	45	30	15	1
Electrical	3	1			5	25,352	5	25,352			5	0	0	
Heating and plumbing	11	3	4	24,875	23	78,209	20	65,633	3	12,636	23	14	9	
Plumbing	5		3	19,029	12	31,074	10	24,998	2	6,136	12	6	5	4
Plumbing and heating combined	6	3	1	5,846	11	47,105	10	40,695	1	6,500	11	6	2	
Roofing and sheet-metal work	3		3	0,034	9	27,196	6	20,372	3	6,824	9	7	1	1
Other classes ¹⁷	4	1	3	2,968	9	72,514	7	64,104	2	8,320	8	7	1	
TRENTON	59	30	22	92,874	249	788,033	141	452,019	108	334,014	216	174	42	33
General contractors ⁵	25	15	10	39,982	144	480,184	70	251,566	74	228,618	135	110	19	9
Building ⁶	15	12	6	17,080	61	188,279	31	122,266	30	66,013	61	47	14	7
Street paving and highway	5	2			27	102,013	13	62,966	14	39,047	20	20	5	2
Other classes ¹⁸	5	1	4	22,002	56	186,892	26	66,334	30	123,558	54	49	5	
Subcontractors	34	15	12	52,892	105	305,849	71	200,453	34	105,396	81	58	23	24
Concreting ¹⁰	5	4			11	28,965	8	20,245	3	8,720	8	4	4	3
Heating and plumbing	8	4			25	60,385	19	41,125	6	19,260	25	16	9	
Heating and piping	5	2			23	49,135	17	29,875	6	19,260	23	15	8	
Plumbing ¹¹	3	2			2	11,250	2	11,250			2	1	1	
Roofing and sheet-metal work	6	1	4	24,000	19	58,548	12	39,696	7	18,852	10	7	3	9
Sheet-metal work	3	1	1	3,800	8	31,933	6	25,501	2	6,372		7	3	1
Roofing and sheet metal combined	3		3	20,200	11	26,615	6	14,135	5	12,480	10	3	3	2
Marble and tiling	3	1	1	3,640	8	18,937	7	16,597	1	2,340	6	3	3	9
Flooring, n. e. s. ²⁰	4	1	2	5,000	15	38,047	10	24,147	5	13,900	6	5	1	2
Other classes ²¹	8	4	5	20,352	27	100,967	15	58,643	12	42,324	26	23	3	1

¹ Includes central station, light and power plant; refuse-disposal plant.

² Includes elevator construction.

³ Includes highway and street paving.

⁴ Includes sewer, gas, water, conduit; dam and reservoir; and dredging, river, harbor, etc.

⁵ Includes operative builders.

⁶ Includes sewer, gas, water, conduit; waterworks; and dredging, river, harbor, etc.

⁷ Includes concreting; sheet-metal work; and grading.

⁸ Includes highway; sewer, gas, water, conduit; and dredging, river, harbor, etc.

⁹ Includes carpentering and wood flooring; masonry; roofing; excavating; ornamental iron; and metalwork, n. e. s.

¹⁰ Includes bridge and culvert; dredging, river and harbor, etc.; railroad; central station, light and power plant.

¹¹ Includes plumbing and heating combined.

¹² Includes carpentering and wood flooring; excavating; ornamental iron.

¹³ Includes refuse-disposal plant.

¹⁴ Includes railroad; foundation; and central station, light, and power plant.

¹⁵ Includes grading; dredging, river, harbor, etc.; and elevator construction.

¹⁶ Includes highway; street paving; bridge and culvert; and sewer, gas, water, conduit.

¹⁷ Includes carpentering and wood flooring; steel erection; and excavating.

¹⁸ Includes bridge and culvert; dredging, river, harbor, etc.; railroad; central station, light and power plant.

¹⁹ Includes masonry and stonework.

²⁰ Includes painting and decorating.

²¹ Includes carpentering and wood flooring; electrical; steel erection; excavating; and sewer, gas, water, conduit.

TABLE 6.—VALUE OF CONSTRUCTION EQUIPMENT, IN COMPARISON WITH CONSTRUCTION BUSINESS AND WAGES PAID DURING 1929

CLASSIFICATION OF ESTABLISHMENTS AND PERCENTAGE OF EQUIPMENT OWNED	Establishments reporting	EQUIPMENT		Value of construction business reported	Wages paid	CLASSIFICATION OF ESTABLISHMENTS AND PERCENTAGE OF EQUIPMENT OWNED	Establishments reporting	EQUIPMENT		Value of construction business reported	Wages paid
		Purchased during the year	Inventory value at end of year					Purchased during the year	Inventory value at end of year		
NEW JERSEY	1,278	\$5,386,237	\$19,310,107	\$288,100,057	\$60,338,627	CAMDEN—Continued					
<i>Classification of establishments</i>						<i>Percentage of equipment owned</i>					
Operative builders.....	27	4,943	12,532	7,311,921	520,800	General contractors ⁶	11	\$98,925	\$358,621	\$2,309,418	\$392,381
General contractors.....	628	4,486,607	15,299,815	186,994,971	40,786,536	None.....	1			113,763	13,717
Building.....	442	530,133	2,355,807	111,353,837	21,653,421	1% to 25%.....	1		500	62,000	12,000
Building not specialized.....	257	385,854	1,888,268	66,347,929	15,771,059	26% to 50%.....	2	5,000	56,014	208,998	54,135
Commercial building only.....	24	14,867	63,504	9,028,433	473,873	51% to 75%.....	2	61,895	290,556	1,504,327	234,164
Manufacturing building only.....	5	58,853	32,235	20,916,962	2,080,707	76% to 99%.....	5	2,030	11,551	420,330	78,365
Residential building only.....	150	70,599	371,800	15,060,903	3,321,782	100%.....					
Highway.....	60	1,249,253	4,852,543	23,711,793	5,654,534	Not reported.....					
Bridge and culvert.....	13	1,596,670	1,973,760	9,913,066	1,775,160	Subcontractors.....	10	18,591	84,093	791,137	178,696
Grading.....	11	140,156	790,897	2,055,553	930,184	None.....					
Street paving.....	45	401,600	1,632,820	9,448,585	2,194,553	1% to 25%.....	1	9,039	18,463	105,560	14,746
Sewer, gas, water, conduit ¹	31	341,019	2,093,003	8,414,506	2,300,744	26% to 50%.....	1	1,800	4,000	35,000	10,000
Waterworks.....	6	60,026	115,724	1,006,198	312,551	51% to 75%.....	7	7,752	56,630	588,577	146,600
Dredging, river, harbor, etc.....	7	63,045	1,036,050	1,773,684	535,082	76% to 99%.....	1		5,000	62,000	7,350
Railroad.....	7	66,965	303,925	2,501,582	985,342	100%.....					
Foundation.....	3	2,564	5,600	141,265	55,894	Not reported.....	1				
Other classes ²	3	35,176	139,686	16,584,212	4,383,071						
Subcontractors.....	621	894,687	3,997,820	73,793,165	19,025,201	ELIZABETH					
Carpentering and wood flooring.....	26	8,962	89,409	1,984,925	558,303	<i>Classification of establishments</i>					
Concreting.....	15	24,567	98,109	2,465,614	897,556	General contractors.....	30	64,880	128,026	5,385,826	1,055,459
Electrical.....	79	46,650	206,166	5,976,497	1,724,707	Building.....	27	20,165	110,083	3,765,738	725,674
Heating and plumbing.....	262	123,745	829,037	25,104,010	6,267,167	Building not specialized.....	16	27,290	87,774	3,058,291	600,450
Heating and pipe covering.....	57	37,010	300,586	11,704,319	2,584,243	Residential building only.....	11	1,875	31,309	707,447	125,224
Plumbing.....	133	68,649	303,636	9,988,342	2,088,370	Other classes ⁷	3	35,715	8,943	1,620,088	329,785
Plumbing and heating combined.....	62	28,086	104,765	3,771,349	994,554	Subcontractors.....	24	36,625	112,181	2,054,151	522,766
Masonry.....	38	32,041	133,330	2,578,534	971,519	Electrical.....	3	453	5,048	178,034	42,294
Painting and decorating.....	32	13,789	77,041	1,908,911	951,907	Heating and plumbing.....	8	1,798	12,269	373,663	108,787
Glass and glazing.....	6	2,681	41,403	651,617	125,971	Plumbing.....	5	698	7,280	249,525	75,125
Plastering and lathing.....	14	5,880	34,049	931,715	447,121	Plumbing and heating combined.....	3	1,100	4,989	124,138	33,602
Roofing and sheet-metal work.....	59	49,257	282,370	4,500,733	1,279,186	Painting and decorating.....	3	220	4,280	110,724	66,959
Roofing.....	31	24,607	101,930	2,009,562	572,620	Steel erection.....	3	5,776	33,106	337,129	75,000
Sheet-metal work.....	15	9,284	109,764	1,550,895	434,052	Other classes ⁸	7	28,378	57,388	1,054,601	229,716
Roofing and sheet metal combined.....	13	15,306	70,670	940,281	272,514	<i>Percentage of equipment owned</i>					
Steel erection.....	21	74,216	402,405	12,957,064	1,661,425	General contractors.....	30	64,880	128,026	5,385,826	1,055,459
Stone work.....	7	22,176	517,609	1,616,547	577,385	None.....	4			380,747	96,974
Marble and tiling.....	29	25,623	103,211	2,369,820	868,250	1% to 25%.....					
Excavating.....	15	213,587	605,099	1,765,853	518,536	26% to 50%.....	1	500	980	101,299	32,299
Ornamental iron.....	4	1,607	80,138	398,962	80,938	51% to 75%.....	2	17,322	24,867	350,420	110,195
Grading ³	9	73,898	153,603	719,854	199,927	76% to 99%.....	20	15,627	72,470	2,927,060	469,818
Metal work n. e. s. ⁴	6	140,656	171,257	6,224,259	1,172,825	100%.....	3	31,431	20,719	1,626,300	346,233
Flooring n. e. s. ⁵	4	21,650	44,546	703,812	392,245	Not reported.....					
Other classes ³	5	13,042	117,712	874,443	330,173	Subcontractors.....	24	36,625	112,181	2,054,151	522,766
<i>Percentage of equipment owned</i>						None.....	1			76,013	18,307
General contractors ⁶	656	4,491,550	15,312,347	194,306,892	41,313,426	1% to 25%.....					
None.....	39			14,851,692	488,643	26% to 50%.....					
1% to 25%.....	7	9,831	53,751	1,849,279	274,621	51% to 75%.....					
26% to 50%.....	13	108,397	246,191	4,193,374	747,366	76% to 99%.....					
51% to 75%.....	19	114,497	452,729	3,426,142	983,316	100%.....					
76% to 99%.....	91	929,747	3,528,297	43,257,783	10,806,228	Not reported.....					
100%.....	467	3,259,273	10,844,449	110,338,628	26,445,211	Subcontractors.....	22	9,880	7,410	482,519	110,294
Not reported.....	19	69,805	108,930	7,389,994	1,568,041	None.....	1			1,495,614	394,105
Subcontractors.....	621	894,687	3,997,820	73,793,165	19,025,201	1% to 25%.....					
None.....	15			1,525,218	408,369	26% to 50%.....					
1% to 25%.....	2	15,906	32,300	304,980	51,187	51% to 75%.....					
26% to 50%.....	2	0,030	19,805	145,425	23,386	76% to 99%.....					
51% to 75%.....	6	76,212	192,877	2,769,851	502,123	100%.....					
76% to 99%.....	27	67,102	310,656	7,701,134	1,579,865	Not reported.....					
100%.....	546	712,165	3,338,674	59,259,112	15,838,703	JERSEY CITY					
Not reported.....	23	14,293	103,418	2,087,439	621,568	<i>Classification of establishments</i>					
CAMDEN	21	87,518	442,714	3,100,555	571,077	General contractors ⁶	20	69,198	040,109	31,160,725	4,250,369
<i>Classification of establishments</i>						Building ⁶	23	60,848	169,797	28,695,093	3,582,537
General contractors ⁶	11	68,925	358,621	2,309,418	392,381	Street paving.....	2	4,979	116,381	524,394	131,575
Building ⁶	6	425	7,975	563,658	97,092	Other classes ¹⁰	4	3,311	353,031	1,936,298	545,267
Other classes ⁷	5	68,500	350,646	1,745,760	295,289	Subcontractors.....	44	33,428	270,885	5,524,837	1,483,695
Subcontractors.....	10	18,591	84,093	791,137	178,696	Concreting.....	3	1,150	7,772	408,932	143,645
Electrical.....	3		7,322	239,943	37,205	Electrical.....	4	1,503	8,316	231,409	38,281
Heating and plumbing.....	3	1,548	20,494	190,761	44,099	Heating and plumbing.....	13	8,236	34,615	1,735,253	376,930
Other classes ⁸	4	17,043	56,277	360,433	97,392	Heating and piping ¹¹	8	5,618	17,670	836,016	145,202
						Plumbing.....	5	2,617	17,045	899,237	231,778
						Painting and decorating.....	4	1,523	15,890	568,622	186,224
						Glass and glazing.....	4	2,681	36,219	525,229	109,702
						Roofing and sheet-metal work.....	5	100	41,242	415,716	97,337
						Steel erection.....	3	10,484	32,262	651,210	195,488
						Marble, tiling, and plastering.....	3	1,885	20,901	423,284	212,624
						Other classes ¹²	5	5,867	73,638	567,182	128,414

See footnotes at end of table.

TABLE 6.—VALUE OF CONSTRUCTION EQUIPMENT, IN COMPARISON WITH CONSTRUCTION BUSINESS AND WAGES PAID DURING 1929—Continued

CLASSIFICATION OF ESTABLISHMENTS AND PERCENTAGE OF EQUIPMENT OWNED	Establishments reporting	EQUIPMENT		Value of construction business reported	Wages paid	CLASSIFICATION OF ESTABLISHMENTS AND PERCENTAGE OF EQUIPMENT OWNED	Establishments reporting	EQUIPMENT		Value of construction business reported	Wages paid
		Purchased during the year	Inventory value at end of year					Purchased during the year	Inventory value at end of year		
JERSEY CITY—Continued						PATERSON					
<i>Percentage of equipment owned</i>						<i>Classification of establishments</i>					
General contractors ⁶	29	\$60,138	\$640,100	\$31,160,725	\$4,250,300	General contractors.....	15	50,310	436,488	0,427,270	2,526,300
None.....	1			400,000		Building.....	10	12,870	106,863	6,149,455	1,398,104
1% to 25%.....						Other classes ¹⁰	5	37,440	330,125	3,277,815	1,128,226
26% to 50%.....	3	2,339	34,690	2,280,930	213,065	Subcontractors.....	18	17,101	131,195	3,002,068	589,927
51% to 75%.....	7	11,321	199,346	5,182,108	1,307,278	Electrical.....	3	2,191	6,740	345,266	56,940
76% to 99%.....	18	55,478	406,067	23,297,637	2,738,126	Heating and plumbing.....	9	5,440	21,402	672,067	197,175
100%.....						Plumbing.....	8	2,500	7,086	187,869	55,633
Not reported.....						Plumbing and heating combined.....	6	2,040	13,716	484,103	141,618
Subcontractors.....	44	33,428	270,885	5,524,837	1,483,095	Other classes ¹⁷	6	9,470	103,053	1,085,335	335,834
None.....						<i>Percentage of equipment owned</i>					
1% to 25%.....						General contractors.....	15	50,310	436,488	0,427,270	2,526,300
26% to 50%.....						None.....					
51% to 75%.....	2	750	2,511	193,781	35,283	1% to 25%.....					
76% to 99%.....	40	32,271	267,012	5,212,742	1,422,370	20% to 50%.....					
100%.....	2	407	1,362	118,814	25,042	51% to 75%.....	3	4,535	63,893	271,505	92,685
Not reported.....						76% to 99%.....	10	39,265	316,225	4,337,635	1,415,541
NEWARK						TRENTON					
<i>Classification of establishments</i>						<i>Classification of establishments</i>					
Operative builders.....	3			976,682	2,526	General contractors ⁶	23	1,618,941	1,832,655	13,282,200	1,928,093
General contractors.....	71	285,119	1,170,636	41,334,470	8,813,804	Building ⁶	13	13,027	108,091	4,701,075	853,018
Building.....	58	75,442	365,598	20,641,813	3,196,590	Highway and street paving.....	5	64,896	140,438	1,873,545	335,759
Building not specialized.....	34	68,627	296,214	10,834,938	2,669,785	Other classes ¹²	5	1,541,018	1,583,526	6,647,680	739,316
Commercial building only.....	9	6,890	33,802	7,889,853	241,294	Subcontractors.....	29	48,362	242,653	3,857,219	1,032,747
Residential building only.....	15	4,925	25,532	1,917,023	295,511	None.....					
Highway and street paving.....	5	91,477	344,021	2,665,976	716,311	1% to 25%.....					
Sewer, gas, water, conduit ¹	3	66,748	230,665	1,224,303	445,211	26% to 50%.....	1	2,487	32,165	1,317,555	165,764
Other classes ¹³	5	61,452	240,352	16,802,327	4,466,692	51% to 75%.....	1	950	750	93,000	18,846
Subcontractors.....	113	194,527	910,280	24,768,844	5,453,898	76% to 99%.....	14	13,664	95,631	1,528,417	389,688
Carpentering and wood flooring.....	5	250	7,706	253,880	61,347	100%.....	2		2,649	63,696	15,679
Electrical.....	24	26,846	95,174	2,405,298	788,440	TRENTON					
Heating and plumbing.....	46	24,649	295,540	9,904,216	2,385,990	<i>Classification of establishments</i>					
Heating and piping ¹⁴	18	10,932	222,575	6,821,619	1,451,687	General contractors ⁶	23	1,618,941	1,832,655	13,282,200	1,928,093
Plumbing.....	28	13,717	72,971	3,142,596	984,403	Building ⁶	13	13,027	108,091	4,701,075	853,018
Masonry and concreting.....	6	3,600	32,973	1,060,095	395,624	Highway and street paving.....	5	64,896	140,438	1,873,545	335,759
Painting and decorating.....	3	1,078	9,246	239,954	145,024	Other classes ¹²	5	1,541,018	1,583,526	6,647,680	739,316
Roofing and sheet-metal work.....	6	1,900	13,840	438,857	131,710	Subcontractors.....	29	48,362	242,653	3,857,219	1,032,747
Steel erection.....	5	21,206	68,958	4,924,660	489,377	None.....					
Stonework.....	3	10,000	149,287	763,024	237,432	1% to 25%.....					
Marble, tiling, and plastering.....	7	9,400	30,911	382,183	130,484	26% to 50%.....	1	35,380	47,945	718,917	147,686
Excavating and grading.....	5	75,989	191,261	909,630	215,520	51% to 75%.....	1	7,000	7,000	94,000	40,000
Other classes ¹⁶	3	19,600	26,378	3,392,550	472,344	76% to 99%.....	3	25,385	72,189	1,008,032	109,847
<i>Percentage of equipment owned</i>						<i>Percentage of equipment owned</i>					
General contractors ⁶	74	285,119	1,170,636	42,311,161	8,810,330	General contractors ⁶	23	1,618,941	1,832,655	13,282,200	1,928,093
None.....	9			3,351,708	35,726	None.....					
1% to 25%.....						1% to 25%.....					
26% to 50%.....						26% to 50%.....	1	35,380	47,945	718,917	147,686
51% to 75%.....	1	300	3,500	222,950	65,544	51% to 75%.....	1	7,000	7,000	94,000	40,000
76% to 99%.....	10	107,111	326,340	18,879,248	4,862,962	76% to 99%.....	3	25,385	72,189	1,008,032	109,847
100%.....	53	177,808	837,844	14,747,083	3,834,106	100%.....	17	1,551,176	1,705,021	11,428,006	1,607,369
Not reported.....	1	400	2,940	110,167	17,992	Not reported.....	1		500	33,251	3,191
Subcontractors.....	113	194,527	916,280	24,768,844	5,453,898	Subcontractors.....	29	48,362	242,653	3,857,219	1,032,747
None.....	5			1,152,022	267,086	None.....					
1% to 25%.....	1	15,769	30,000	257,229	37,218	1% to 25%.....					
26% to 50%.....						26% to 50%.....					
51% to 75%.....	3	60,180	140,512	1,304,068	297,112	51% to 75%.....					
76% to 99%.....	4	1,437	25,050	182,797	55,183	76% to 99%.....	2	15,000	49,883	1,051,397	157,142
100%.....	96	111,151	702,398	20,976,630	4,501,194	100%.....	27	33,362	192,770	2,805,822	875,605
Not reported.....	4		12,320	816,098	262,195	Not reported.....					

¹ Includes refuse-disposal plant.
² Includes central station, light and power plant; and miscellaneous, n. e. s.
³ Includes highways and street paving.
⁴ Includes elevator construction.
⁵ Includes sewer, gas, water, conduit; dam and reservoir; and dredging, river, harbor, etc.
⁶ Includes operative builders.
⁷ Includes highway; sewer, gas, water, conduit; and dredging, river, harbor, etc.
⁸ Includes concreting; grading; and sheet-metal work.
⁹ Includes carpentering and wood flooring; masonry; roofing; excavating; ornamental iron; and metal work, miscellaneous, n. e. s.
¹⁰ Includes bridge and culvert; dredging, river, harbor, etc.; railroad; and central station, light and power plant.
¹¹ Includes plumbing and heating combined.
¹² Includes carpentering and wood flooring; excavating; ornamental iron.
¹³ Includes railroad; foundation; central station, light and power plant; and miscellaneous, n. e. s.
¹⁴ Includes pipe covering; and plumbing and heating combined.
¹⁵ Includes dredging, river, harbor, etc.; elevator construction; metal work, n. e. s.
¹⁶ Includes highway; street paving; bridge and culvert; and sewer, gas, water, conduit.
¹⁷ Includes carpentering and wood flooring; steel erection; excavating; roofing; and sheet metal.
¹⁸ Includes bridge and culvert; sewer, gas, water, conduit; water-works; and railroad.
¹⁹ Includes masonry and stonework.
²⁰ Includes flooring, miscellaneous, n. e. s.
²¹ Includes carpentering and wood flooring; electrical; steel erection; marble and tiling; excavating; and sewer, gas, water, conduit.

CONSTRUCTION—NEW JERSEY

771

TABLE 7.—WAGE EARNERS, BY MONTHS, AND WAGES PAID DURING 1929

CLASSIFICATION OF ESTABLISHMENTS AND LENGTH OF WORKING WEEK	Estab-lish-ments reporting	NUMBER EMPLOYED ON 15TH DAY OF THE MONTH OR NEAREST REPRESENTATIVE DAY—												Wages paid during year
		Janu-ary	Febru-ary	March	April	May	June	July	August	Sep-tember	Octo-ber	Novem-ber	Decem-ber	
NEW JERSEY	1,332	22,329	22,145	24,219	28,458	31,176	33,804	34,798	35,405	35,376	34,793	32,684	27,884	861,597,511
<i>Classification of establishments</i>														
Operative builders.....	24	202	220	284	380	310	357	386	295	248	203	177	118	546,685
General contractors.....	642	14,631	14,538	15,986	19,710	22,090	24,393	25,361	25,949	25,849	25,225	23,296	10,277	41,267,936
Building.....	461	8,339	8,562	9,333	10,351	10,794	11,655	11,764	12,008	11,865	11,624	11,045	8,580	22,194,230
Building not specialized.....	269	5,762	5,881	6,461	6,921	7,125	7,800	8,080	8,307	8,369	8,350	8,100	7,404	16,279,387
Commercial building only.....	23	136	134	151	175	195	241	223	261	246	240	213	182	478,078
Manufacturing building only.....	5	1,233	1,309	1,368	1,450	1,641	1,626	1,619	1,664	1,566	1,457	1,649	1,127	2,080,707
Residential building only.....	164	1,208	1,238	1,363	1,805	1,963	1,898	1,832	1,776	1,684	1,571	1,383	1,173	3,949,458
Highway.....	53	1,329	1,154	1,341	2,493	3,585	4,283	4,042	4,877	5,004	4,695	4,219	2,870	5,420,404
Bridge and culvert.....	10	809	817	871	932	1,042	1,088	1,169	1,169	1,225	1,266	1,203	1,227	1,710,800
Grading.....	9	213	238	267	406	477	510	474	485	467	402	291	176	584,258
Street paving.....	46	319	349	407	601	1,252	1,488	1,074	1,528	1,452	1,400	1,150	780	2,126,960
Sewer, gas, water, conduit.....	34	940	953	962	1,228	1,295	1,451	1,558	1,010	1,060	1,718	1,616	1,194	2,453,354
Waterworks.....	9	153	171	213	240	335	424	423	510	480	579	646	601	672,707
Dredging, river, harbor, etc.....	9	311	308	322	353	417	447	459	425	444	385	412	403	659,745
Railroad.....	6	500	502	493	544	400	452	368	420	418	430	435	580	973,370
Other classes.....	5	1,813	1,484	1,714	2,113	2,406	2,685	2,846	2,893	2,828	2,711	2,289	1,702	4,452,172
Subcontractors.....	666	7,496	7,387	7,949	8,368	8,767	9,054	9,061	9,161	9,279	9,365	9,211	8,489	19,792,940
Carpentering and wood flooring.....	20	197	190	207	232	244	230	216	247	248	230	216	198	549,907
Concreting.....	15	300	312	433	407	430	400	484	515	415	420	366	286	363,564
Electrical.....	73	584	538	563	605	632	690	688	693	600	680	707	690	1,550,001
Heating and plumbing.....	278	2,987	2,733	2,746	2,804	2,983	3,072	3,174	3,177	3,223	3,361	3,345	3,229	6,671,861
Heating and piping.....	60	1,160	1,100	1,075	1,063	1,088	1,140	1,181	1,220	1,257	1,270	1,235	1,231	2,281,250
Pipe covering.....	3	137	163	159	150	151	140	163	161	161	163	163	160	443,321
Plumbing.....	135	1,039	969	1,022	1,082	1,194	1,219	1,258	1,233	1,213	1,293	1,275	1,201	2,081,364
Plumbing and heating combined.....	30	511	501	499	500	550	558	532	503	507	659	672	628	1,215,920
Masonry.....	42	372	390	498	485	532	479	500	457	473	478	447	312	1,100,300
Painting and decorating.....	54	268	258	315	388	434	450	434	408	413	447	420	354	999,454
Glass and glazing.....	8	56	55	60	71	67	65	68	50	63	68	77	67	141,931
Plastering and lathing.....	13	112	105	119	144	150	157	163	163	169	149	110	91	428,071
Roofing and sheet metal work.....	69	675	600	694	733	772	840	840	844	901	912	976	873	1,540,826
Roofing.....	33	268	271	256	209	326	368	373	376	391	379	449	359	613,728
Sheet-metal work.....	21	175	159	169	178	181	181	182	149	186	186	173	165	315,569
Roofing and sheet metal combined.....	15	648	623	693	622	624	600	613	687	680	610	573	579	1,741,803
Steel erection.....	7	200	185	191	227	237	235	225	231	220	221	228	211	574,975
Stonework.....	7	363	376	431	405	457	463	503	541	576	347	311	280	1,044,804
Marble and tiling.....	14	163	200	236	260	297	302	258	211	274	302	270	224	512,205
Excavating.....	3	30	28	30	29	35	33	23	33	24	28	30	27	68,038
Ornamental iron.....	10	131	92	117	178	190	240	170	166	163	182	154	130	218,967
Grading.....	3	312	333	369	470	512	499	422	464	493	627	747	690	1,172,825
Metal work n. e. s. l.....	6	145	175	208	127	124	131	144	131	144	162	90	76	392,245
Flooring n. e. s.....	4	168	119	114	100	147	135	136	134	155	94	138	163	330,173
Other classes.....	5	168	119	114	100	147	135	136	134	155	94	138	163	330,173
<i>Length of working week</i>														
General contractors.....	666	14,833	14,758	16,270	20,090	22,409	24,750	25,697	26,244	26,097	25,428	23,473	19,365	41,804,571
40-hour, 5-day week.....	311	7,572	7,435	8,141	9,363	9,750	10,624	10,865	11,060	11,030	10,817	10,277	9,196	21,272,593
45-hour, 5-day week.....	2	21	20	30	39	47	58	91	112	102	51	31	32	71,849
50-hour, 5-day week.....	1	50	43	72	90	103	120	132	120	127	103	70	64	157,343
All other 5-day week.....	5	34	38	34	34	40	50	61	56	60	67	56	39	108,924
44-hour, 5½-day week.....	157	1,556	1,574	1,793	2,139	2,302	2,542	2,573	2,573	2,544	2,474	2,328	2,047	4,558,988
49½-hour, 5½-day week.....	2	59	55	67	74	77	91	92	93	106	108	111	100	162,162
55-hour, 5½-day week.....	5	102	89	107	172	198	236	247	265	224	200	157	96	328,718
All other 5½-day week.....	15	254	241	283	348	410	440	514	479	390	395	381	337	588,239
48-hour, 6-day week.....	24	1,652	1,686	1,798	2,108	2,308	2,484	2,531	2,563	2,384	2,286	2,146	1,007	3,184,493
54-hour, 6-day week.....	92	1,542	1,600	1,830	2,975	4,004	4,603	4,842	4,969	4,981	4,849	4,420	3,247	6,567,167
60-hour, 6-day week.....	27	1,795	1,771	1,812	2,307	2,640	2,857	3,006	3,251	3,518	3,438	2,916	2,128	3,885,857
All other 6-day week.....	2	154	140	185	335	420	515	658	498	424	393	328	255	629,574
All other not designated.....	2	2	2	2	2	2	34	48	127	116	115	167	184	139,100
Not reported.....	15	39	46	78	100	104	98	80	66	73	84	79	61	140,005
Subcontractors.....	666	7,496	7,387	7,949	8,368	8,767	9,054	9,061	9,161	9,279	9,365	9,211	8,489	19,792,940
40-hour, 5-day week.....	415	4,376	4,313	4,065	4,820	5,132	5,250	5,408	5,510	5,501	5,414	5,360	4,859	12,424,836
45-hour, 5-day week.....	2	100	103	117	142	142	165	138	107	114	103	72	64	302,104
50-hour, 5-day week.....	2	50	45	51	50	52	52	47	57	61	71	68	56	62,000
All other 5-day week.....	5	35	37	43	45	58	63	62	55	48	49	41	40	95,067
44-hour, 5½-day week.....	161	2,023	1,947	2,014	1,997	1,988	2,063	2,116	2,106	2,195	2,227	2,174	2,223	4,500,050
49½-hour, 5½-day week.....	2	9	9	15	14	24	21	17	14	10	16	18	17	23,433
55-hour, 5½-day week.....	11	77	94	134	127	160	137	124	156	167	151	151	110	244,881
All other 5½-day week.....	14	165	137	135	167	175	194	178	199	192	222	202	154	290,336
48-hour, 6-day week.....	20	352	394	462	598	670	694	583	588	588	679	707	601	1,180,088
54-hour, 6-day week.....	5	43	51	47	48	53	92	84	83	80	91	68	57	82,005
60-hour, 6-day week.....	8	112	111	121	147	158	145	120	117	128	152	177	174	193,782
All other 6-day week.....	3	21	28	16	16	19	24	24	23	28	27	22	20	44,876
All other not designated.....	3	21	28	16	16	19	24	24	23	28	27	22	20	44,876
Not reported.....	15	133	123	129	137	138	145	140	178	171	193	151	154	349,416

See footnotes at end of table.

CONSTRUCTION—NEW JERSEY

TABLE 7.—WAGE EARNERS, BY MONTHS, AND WAGES PAID DURING 1929—Continued

CLASSIFICATION OF ESTABLISHMENTS AND LENGTH OF WORKING WEEK	Estab-lish-ments reporting	NUMBER EMPLOYED ON 15TH DAY OF THE MONTH OR NEAREST REPRESENTATIVE DAY—												Wages paid during year
		January	February	March	April	May	June	July	August	September	October	November	December	
CAMDEN	26	252	266	336	486	547	712	787	714	612	566	467	287	\$748, 156
<i>Classification of establishments</i>														
General contractors ⁹	15	158	160	222	362	437	568	631	557	452	396	321	165	543, 453
Building ⁹	9	70	69	86	95	109	102	135	142	119	103	52	40	183, 397
Highway.....	3	36	28	38	122	181	239	284	247	184	153	157	48	165, 690
Other classes ⁹	3	52	63	98	145	147	227	212	168	149	135	112	71	194, 396
Subcontractors.....	11	94	106	114	124	110	144	156	167	160	170	146	122	202, 607
Heating and plumbing.....	4	41	36	36	32	33	24	37	30	47	49	47	46	55, 572
Other classes ⁹	7	53	70	78	92	77	120	119	118	113	121	99	76	147, 125
<i>Length of working week⁹</i>														
General contractors ⁹	15	158	160	222	362	437	568	631	557	452	396	321	165	543, 453
40-hour, 5-day week.....	1	4	4	5	6	3	3	3	3	3	2	3	3	8, 585
44-hour, 5½-day week.....	8	66	65	81	89	106	99	132	139	116	101	49	43	174, 812
55-hour, 5½-day week.....	2	2	2	9	40	46	54	51	31	26	16	14	4	33, 490
48-hour, 6-day week.....	1	8	25	23	22	23	76	65	41	31	31	17	8	64, 767
60-hour, 6-day week.....	1	34	26	29	32	135	185	233	216	158	142	143	44	132, 104
All other 6-day week.....	2	44	38	75	123	124	151	147	127	118	104	95	63	129, 629
Subcontractors.....	11	94	106	114	124	110	144	156	167	160	170	146	122	202, 607
44-hour, 5½-day week.....	7	56	57	48	45	46	44	53	65	71	69	63	61	30, 377
All other 5½-day week.....	2	3	10	27	29	28	21	30	27	32	25	10	24	24, 953
60-hour, 6-day week.....	1	18	20	13	14	8	40	41	32	30	31	16	10	14, 740
All other 6-day week.....	1	17	19	26	36	27	32	31	30	32	38	42	41	62, 621
ELIZABETH	56	498	480	520	698	837	915	871	849	869	914	942	912	1, 613, 895
<i>Classification of establishments</i>														
General contractors ⁹	31	368	312	391	543	678	749	713	655	631	590	551	506	1, 123, 192
Building.....	27	248	194	240	326	421	467	432	407	307	305	357	363	707, 773
Building not specialized ⁹	17	217	168	218	277	366	419	382	349	300	339	306	324	695, 107
Residential building only.....	10	31	26	28	49	55	48	50	58	67	56	51	39	112, 606
Other classes ¹⁰	4	120	118	145	217	257	282	281	248	204	195	194	143	415, 419
Subcontractors.....	24	128	118	129	155	159	166	158	194	238	324	391	406	490, 703
Heating and plumbing.....	10	64	54	53	60	56	63	59	64	56	58	65	61	132, 774
Plumbing.....	6	43	31	36	40	34	38	37	42	36	33	40	42	86, 938
Plumbing and heating combined.....	4	21	23	17	20	22	25	22	20	25	25	25	19	45, 806
Painting, decorating, and glazing.....	6	29	27	32	42	42	49	50	53	57	56	57	50	114, 474
Other classes ¹¹	8	35	37	44	53	61	54	49	77	125	210	209	295	243, 456
<i>Length of working week⁹</i>														
General contractors ⁹	31	368	312	391	543	678	749	713	655	631	590	551	506	1, 123, 192
40-hour, 5-day week.....	9	88	66	84	133	164	167	166	111	123	128	128	160	287, 448
44-hour, 5½-day week.....	17	160	126	175	203	239	242	216	200	190	181	162	162	458, 385
48-hour, 6-day week.....	3	120	120	132	175	197	222	232	233	233	183	165	107	344, 634
54-hour, 6-day week.....	2				27	78	102	73	95	75	89	77	77	37, 722
Subcontractors.....	24	128	118	129	155	159	166	158	194	238	324	391	406	490, 703
40-hour, 5-day week.....	11	56	55	65	83	81	80	85	101	92	92	98	85	212, 997
44-hour, 5½-day week.....	10	67	46	49	55	51	55	54	75	128	195	206	301	235, 874
60-hour, 6-day week.....	1	2	3	4	5	13	16	6	6	4	22	12	9	14, 619
Not reported.....	2	13	14	11	12	14	15	13	12	14	15	15	11	27, 213
JERSEY CITY	70	2, 398	2, 289	2, 425	2, 440	2, 585	2, 939	3, 054	3, 172	3, 222	3, 436	3, 452	3, 236	5, 546, 925
<i>Classification of establishments</i>														
General contractors ⁹	27	1, 948	1, 882	1, 082	1, 885	2, 059	2, 385	2, 528	2, 655	2, 728	2, 888	2, 854	2, 726	4, 178, 346
Building ⁹	19	1, 730	1, 661	1, 708	1, 666	1, 805	2, 094	2, 234	2, 361	2, 429	2, 552	2, 460	2, 172	3, 398, 846
Street paving.....	3	10	12	32	68	110	129	99	60	69	90	73	58	148, 830
Other classes ¹²	6	199	209	182	151	143	162	165	234	230	246	321	496	680, 661
Subcontractors.....	43	450	407	443	555	526	554	526	617	494	548	598	510	1, 368, 579
Concreting and stone work.....	4	37	30	46	180	113	98	84	69	35	50	59	39	151, 845
Electrical.....	6	26	15	31	25	18	20	16	22	13	20	20	20	40, 332
Heating and plumbing.....	10	88	78	73	77	80	109	108	97	112	131	124	124	237, 045
Heating and piping ¹³	7	59	40	48	48	39	43	45	52	49	63	48	58	135, 551
Plumbing.....	3	29	29	25	29	47	66	63	45	63	68	76	66	101, 494
Painting and decorating.....	4	42	43	53	56	61	63	61	69	68	71	71	51	166, 224
Glass and glazing.....	4	42	42	46	56	53	49	42	43	47	52	61	51	109, 702
Roofing and sheet-metal work.....	5	43	22	10	27	26	47	48	56	46	51	59	53	97, 337
Steel erection.....	3	44	43	43	53	48	49	48	44	47	64	67	42	165, 488
Marble, tiling, and plastering.....	4	89	93	91	89	77	74	76	83	81	82	97	91	266, 248
Other classes ¹⁴	4	39	41	41	42	44	45	43	40	36	34	40	39	84, 563
<i>Length of working week⁹</i>														
General contractors ⁹	27	1, 948	1, 882	1, 082	1, 885	2, 059	2, 385	2, 528	2, 655	2, 728	2, 888	2, 854	2, 726	4, 178, 346
40-hour, 5-day week.....	20	707	685	637	468	544	793	892	993	1, 161	1, 395	1, 437	1, 590	2, 199, 066
All other 5-day week.....	1	4	4	4	3	1	1	1	1	12	14	9	4	16, 093
48-hour, 6-day week.....	2	1, 197	1, 254	1, 281	1, 324	1, 378	1, 432	1, 505	1, 606	1, 460	1, 363	1, 258	1, 045	1, 773, 448
54-hour, 6-day week.....	3	10	12	32	68	110	123	99	60	69	90	78	58	148, 839
All other 6-day week.....	1	30	27	28	22	26	30	31	31	29	20	27	29	40, 090
Subcontractors.....	43	450	407	443	555	526	554	526	617	494	548	598	510	1, 368, 579
40-hour, 5-day week.....	31	345	303	338	436	413	435	416	414	391	425	472	413	1, 067, 466
All other 5-day week.....	1	15	15	15	18	18	18	18	18	16	10	16	10	24, 042
44-hour, 5½-day week.....	7	37	37	38	42	41	40	37	38	41	65	60	45	148, 836
All other 5½-day week.....	1	3	3	3	3	3	3	3	3	3	3	3	3	5, 360
48-hour, 6-day week.....	1	3	2	2	2	2	2	2	2	2	2	2	2	2, 051
54-hour, 6-day week.....	1	35	32	32	40	35	40	36	31	32	30	25	19	106, 603
60-hour, 6-day week.....	1	12	15	15	14	14	16	14	11	9	7	11	12	13, 313

See footnotes at end of table.

CONSTRUCTION—NEW JERSEY

773

TABLE 7.—WAGE EARNERS, BY MONTHS, AND WAGES PAID DURING 1929—Continued

CLASSIFICATION OF ESTABLISHMENTS AND LENGTH OF WORKING WEEK	Estab-lish-ments reporting	NUMBER EMPLOYED ON 15TH DAY OF THE MONTH OR NEAREST REPRESENTATIVE DAY—												Wages paid during year
		January	February	March	April	May	June	July	August	September	October	November	December	
NEWARK	182	5,442	5,080	5,589	6,678	6,898	7,747	7,838	7,795	7,569	7,342	6,743	5,678	\$14,802,899
<i>Classification of establishments</i>														
General contractors ^a	67	3,244	2,948	3,332	4,375	4,712	5,293	5,326	5,308	5,137	4,870	4,261	3,335	9,232,292
Building	53	1,247	1,246	1,384	1,725	1,718	1,825	1,624	1,637	1,579	1,469	1,446	1,289	3,477,326
Building not specialized ^b	35	1,106	1,116	1,257	1,457	1,434	1,550	1,358	1,373	1,311	1,248	1,231	1,110	3,031,673
Commercial building only	7	64	56	43	56	63	78	74	111	126	126	137	115	237,294
Residential building only	11	77	74	84	212	221	197	192	153	142	95	78	64	208,359
Street paving and highway	5	62	61	60	282	318	339	418	401	371	329	264	152	716,311
Sewer, gas, water, conduit ^c	4	91	130	147	202	205	331	403	308	314	327	255	180	582,063
Other classes ^d	6	1,844	1,511	1,741	2,166	2,471	2,798	2,881	2,902	2,873	2,745	2,296	1,714	4,465,692
Subcontractors	115	2,198	2,132	2,237	2,301	2,284	2,454	2,510	2,487	2,432	2,472	2,482	2,343	5,570,597
Carpentering and woodflooring	6	15	15	23	37	41	43	30	33	32	25	19	19	67,454
Concreting and stonework	4	177	167	231	146	147	167	208	220	204	185	168	181	468,075
Electrical	23	316	278	277	314	312	313	330	341	345	344	359	345	798,804
Heating and plumbing	46	1,074	1,085	1,072	1,079	1,112	1,108	1,143	1,147	1,134	1,224	1,237	1,208	2,407,404
Heating and pipe covering	16	732	756	698	686	698	700	710	726	756	788	786	770	1,410,450
Plumbing	27	319	324	346	363	384	376	407	401	357	415	427	414	948,242
Plumbing and heating combined	3	23	25	28	30	30	26	26	20	21	21	24	18	48,712
Masonry	4	45	40	47	53	47	46	45	50	40	42	35	26	153,071
Painting and decorating	3	41	34	36	44	43	52	56	47	49	77	69	47	145,624
Roofing and sheet-metal work	3	80	90	102	103	103	104	102	103	121	104	95	70	175,705
Steel erection	5	162	153	172	204	145	184	227	226	195	199	184	162	489,377
Marble, tiling, and plastering	5	39	37	39	38	45	65	62	72	66	50	45	42	143,199
Excavating and grading	8	80	69	62	128	130	218	147	165	109	98	71	60	248,040
Other classes ^e	3	160	168	146	155	150	154	161	153	128	115	202	174	472,344
<i>Length of working week^f</i>														
General contractors ^a	67	3,244	2,948	3,332	4,375	4,712	5,293	5,326	5,308	5,137	4,870	4,261	3,335	9,232,292
40-hour, 5-day week	43	2,848	2,503	2,835	3,521	3,800	4,193	4,091	4,134	4,022	3,817	3,365	2,676	7,199,125
All other 5-day week	1	4	4	4	2	5	7	7	4	4	4	4	2	10,017
44-hour, 5½-day week	11	142	157	193	251	261	241	280	301	296	271	278	242	521,399
All other 5½-day week	2	30	35	35	54	51	32	61	64	28	18	38	31	82,675
48-hour, 6-day week	2	29	21	25	93	97	100	133	116	66	64	104	41	154,128
54-hour, 6-day week	6	92	132	145	315	352	475	480	393	413	402	267	225	836,091
60-hour, 6-day week	2	93	96	95	139	146	239	274	296	308	294	202	118	428,857
Subcontractors	115	2,198	2,132	2,237	2,301	2,284	2,454	2,510	2,487	2,432	2,472	2,482	2,343	5,570,597
40-hour, 5-day week	80	1,194	1,153	1,255	1,274	1,281	1,303	1,383	1,391	1,343	1,411	1,374	1,301	3,455,470
45-hour, 5-day week	2	40	38	43	66	79	95	79	55	65	53	33	20	148,330
50-hour, 5-day week	1	46	42	45	40	47	45	41	49	57	68	65	54	52,000
All other 5-day week	3	13	19	24	25	34	40	37	31	27	28	22	22	60,553
44-hour, 5½-day week	20	799	800	759	774	726	774	830	837	795	758	836	814	1,022,830
All other 5½-day week	1	2	3	0	2	4	4	4	4	7	7	7	4	7,871
48-hour, 6-day week	3	29	21	24	25	30	40	33	43	51	56	60	36	63,845
54-hour, 6-day week	3	30	24	44	50	45	100	60	31	31	39	29	29	90,138
All other 6-day week	2	34	52	37	39	38	45	43	46	56	58	56	57	63,514
PATERSON	39	1,492	1,586	1,681	1,739	1,660	1,678	1,734	1,730	1,823	1,827	1,782	1,651	3,288,990
<i>Classification of establishments</i>														
General contractors	20	1,194	1,322	1,365	1,486	1,456	1,464	1,494	1,512	1,515	1,532	1,506	1,361	2,644,629
Building	14	448	586	590	653	604	590	526	501	540	574	552	582	1,487,643
Building not specialized ^b	11	442	580	583	640	593	579	514	492	533	566	576	576	1,465,135
Residential building only	3	6	6	7	13	11	11	12	0	7	8	6	6	22,458
Highway and street paving	3	3	5	5	8	29	47	81	100	103	96	60	29	97,696
Other classes ^c	3	743	731	770	825	823	827	887	911	872	863	825	750	1,059,290
Subcontractors	19	298	264	296	253	204	214	240	268	308	295	276	290	644,361
Electrical	3	19	16	16	16	16	15	22	32	26	24	27	24	56,940
Heating and plumbing	10	130	110	114	109	117	113	124	110	147	156	153	135	251,587
Plumbing	4	60	43	52	45	47	32	38	43	72	82	77	68	110,069
Plumbing and heating combined	6	70	67	62	64	70	81	86	76	75	74	76	67	141,518
Other classes ^d	6	149	138	166	128	71	86	94	117	135	115	96	131	335,834
<i>Length of working week^e</i>														
General contractors	20	1,194	1,322	1,365	1,486	1,456	1,464	1,494	1,512	1,515	1,532	1,506	1,361	2,644,629
40-hour, 5-day week	14	448	586	590	653	604	590	526	501	540	574	552	582	1,487,643
44-hour, 5½-day week	1	22	10	8	13	8	8	11	18	20	29	32	31	17,829
54-hour, 6-day week	4	24	26	17	20	44	66	157	193	146	129	142	48	160,657
60-hour, 6-day week	1	700	700	750	800	800	800	800	800	800	800	750	700	972,500
Subcontractors	19	298	264	296	253	204	214	240	268	308	295	276	290	644,361
40-hour, 5-day week	15	202	166	180	171	176	179	194	203	221	240	237	218	432,678
44-hour, 5½-day week	3	96	98	116	82	27	34	45	54	77	53	31	68	203,919
Not reported	1					1	1	1	11	10	2	8	4	7,764

See footnotes at end of table.

CONSTRUCTION—NEW JERSEY

TABLE 7.—WAGE EARNERS, BY MONTHS, AND WAGES PAID DURING 1929—Continued

CLASSIFICATION OF ESTABLISHMENTS AND LENGTH OF WORKING WEEK	Estab-lish-ments report-ing	NUMBER EMPLOYED ON 15TH DAY OF THE MONTH OR NEAREST REPRESENTATIVE DAY—												Wages paid during year
		Janu-ary	Febru-ary	March	April	May	June	July	August	Sep-tember	Octo-ber	Novem-ber	Decem-ber	
TRENTON	55	981	999	1,034	1,125	1,218	1,269	1,373	1,573	1,772	1,844	1,756	1,517	\$2,809,749
<i>Classification of establishments</i>														
General contractors ¹	23	488	524	556	651	677	689	770	948	1,094	1,177	1,116	927	1,750,127
Building ²	14	291	285	371	371	321	334	302	345	338	345	325	204	715,052
Street paving and highway	5	96	90	69	140	155	153	224	280	365	406	271	169	335,759
Other classes ³	4	101	140	116	140	201	202	244	323	391	425	520	494	699,316
Subcontractors	32	493	475	478	474	541	580	603	625	678	667	640	590	1,059,622
Concrete ⁴	5	62	55	56	54	79	99	93	89	110	86	85	44	125,417
Heating and plumbing	7	115	113	123	116	104	99	118	123	122	123	121	110	232,311
Painting and decorating ⁵	4	60	60	66	67	75	84	86	83	76	76	66	50	141,310
Roofing and sheet-metal work	6	134	133	127	114	112	106	110	128	163	174	180	185	180,314
Sheet-metal work	3	48	49	47	41	39	37	40	56	71	85	98	97	76,373
Roofing and sheet metal combined	3	86	84	80	73	73	69	78	72	92	89	91	88	109,941
Marble and tiling	3	34	34	27	31	37	41	43	35	33	34	28	28	71,366
Other classes ⁶	7	88	80	70	92	134	151	149	167	174	174	171	164	302,904
<i>Length of working week ⁷</i>														
General contractors ⁸	23	488	524	556	651	677	689	770	948	1,094	1,177	1,116	927	1,750,127
40-hour, 5-day week	7	184	182	209	250	221	224	194	218	211	221	193	162	404,356
All other 5-day week	1	7	7	7	12	12	13	13	12	12	9	9	5	26,662
44-hour, 5½-day week	8	120	149	186	162	175	198	275	346	404	451	552	524	801,004
54-hour, 6-day week	3	57	86	69	77	104	92	80	109	103	119	107	74	126,470
60-hour, 6-day week	3	80	60	45	100	115	112	145	203	304	327	215	122	266,235
All other 6-day week	1	40	40	40	50	50	60	60	60	60	50	40	40	124,800
Subcontractors	32	493	475	478	474	541	580	603	625	678	667	640	590	1,059,622
40-hour, 5-day week	20	372	351	341	344	404	416	428	438	500	487	476	458	797,121
50-hour, 5-day week	1	4	3	6	4	3	7	6	8	4	3	3	2	10,000
44-hour, 5½-day week	5	49	49	54	50	48	46	47	61	60	59	52	54	97,484
48-hour, 6-day week	2	51	51	54	53	60	62	60	57	50	58	51	42	89,310
54-hour, 6-day week	1						19	19	19	19	19	19		11,150
60-hour, 6-day week	2	11	13	15	15	18	20	33	34	37	31	29	26	39,388
Not reported	1	0	8	8	8	8	10	10	8	8	10	10	8	15,163

¹ Includes refuse disposal plant.

² Includes foundation; central station, light and power plants; and miscellaneous, n. e. s.

³ Includes highways and street paving.

⁴ Includes elevator construction.

⁵ Includes sewer, gas, water, conduit; dam and reservoir; and dredging, river, harbor, etc.

⁶ Includes operative builders.

⁷ Includes sewer, gas, water, conduit; waterworks; and dredging, river, harbor, etc.

⁸ Includes concreting; electrical; sheet metal; and grading.

⁹ See complete classification in the tabulation for the State, above.

¹⁰ Includes highway; sewer, gas, water, conduit; and dredging, river, harbor, etc.

¹¹ Includes carpentering and wood flooring; electrical; roofing; sheet-metal work; steel erection; excavating; and metal work, miscellaneous n. e. s.

¹² Includes bridge and culvert; dredging, river, harbor, etc.; railroad; and central station, light and power plant.

¹³ Includes plumbing and heating combined.

¹⁴ Includes carpentering and wood flooring; excavating; and ornamental ironwork.

¹⁵ Includes railroad; foundation; central station, light and power plant; and miscellaneous n. e. s.

¹⁶ Includes dredging, river, harbor, etc.; elevator construction; and metal work, miscellaneous n. e. s.

¹⁷ Includes bridge and culvert; and sewer, gas, water, conduit.

¹⁸ Includes carpentering and wood flooring; roofing; sheet metal; steel erection; and excavating.

¹⁹ Includes bridge and culvert; sewer, gas, water, conduit; waterworks; and railroad.

²⁰ Includes masonry and stonework.

²¹ Includes flooring, n. e. s.

²² Includes carpentering and wood flooring; electrical; steel; erection; excavating and sewer, gas, water, conduit.

CONSTRUCTION—NEW JERSEY

775

TABLE 8.—EXPENDITURES OF REPORTING ESTABLISHMENTS: 1929

CLASSIFICATION OF ESTABLISHMENTS	Establishments reporting	Value of construction business reported	PRINCIPAL ITEMS OF EXPENDITURE			OTHER ITEMS OF EXPENDITURE							
			Subcontract work let	Wages paid	Cost of material	Salaries		Rent for		Interest	Contract bond premiums	Compensation and liability insurance premiums	All other overhead expenses
						Proprietors and firm members	Employees	Equipment	Offices, etc.				
NEW JERSEY	1,319	\$270,274,115	\$53,220,000	\$60,539,514	\$101,812,020	\$1,488,969	\$13,485,090	\$1,543,984	\$1,302,980	\$1,164,570	\$824,957	\$2,989,666	\$15,452,394
Operative builders.....	23	6,198,248	4,440,000	518,105	693,125	6,188	290,227	115	2,080	87,850	430	18,016	239,169
General contractors.....	631	187,260,764	40,878,000	40,361,571	63,400,383	556,130	8,437,745	1,302,733	854,930	772,492	729,314	2,238,649	10,910,869
Building.....	455	114,153,067	41,322,000	21,920,820	35,729,437	392,898	4,409,039	130,638	567,954	470,202	271,738	1,628,245	2,732,900
Building not specialized.....	271	70,042,029	28,559,000	10,206,116	17,365,726	266,498	3,391,010	119,811	143,185	290,404	208,581	1,356,488	1,722,470
Commercial building only.....	23	8,806,024	7,619,000	405,662	603,679	31,784	139,082	2,579	405,372	15,801	1,069	13,623	82,108
Manufacturing building only.....	5	20,916,902	286,000	2,086,707	14,825,177	360,381	7,488	1,439	978	1,439	978	83,889	589,208
Residential building only.....	150	14,328,042	4,918,000	3,228,355	4,034,855	94,614	515,500	6,760	17,837	162,558	1,090	74,340	339,024
Highway.....	55	23,012,607	2,538,000	5,513,570	7,943,269	53,266	1,202,017	670,103	64,503	99,510	248,352	249,211	2,507,428
Bridges and culvert.....	9	9,603,191	552,000	1,097,805	3,300,158	10,120	430,849	63,086	12,390	10,362	4,554	179,470	2,354,864
Grading.....	10	1,972,864	-----	915,085	421,703	8,820	214,203	4,807	7,820	30,488	5,067	23,361	287,742
Street paving.....	43	7,813,597	456,000	1,874,141	2,061,990	36,520	421,641	295,969	40,800	30,080	30,505	64,835	735,108
Sewer, gas, water, conduit.....	32	8,168,085	250,000	2,211,637	3,175,331	8,120	461,285	31,857	26,075	40,003	84,792	105,008	816,176
Waterworks.....	6	1,103,790	62,000	250,318	459,044	7,002	110,590	25,152	2,210	0,243	13,843	11,450	86,003
Dredging, river, harbor, etc.....	9	2,481,721	30,000	689,745	464,641	10,200	278,111	30,620	16,095	40,156	12,425	27,421	569,633
Railroad.....	6	2,160,325	38,000	843,485	600,031	-----	157,280	38,910	7,114	0,881	6,700	27,985	160,530
Foundation.....	3	141,265	4,000	65,894	40,082	10,165	4,490	600	2,510	-----	-----	1,837	8,635
Other classes.....	3	10,584,212	1,506,000	4,383,071	7,202,650	-----	745,230	0,034	109,309	20,507	1,182	14,226	661,845
Subcontractors.....	665	70,815,103	1,002,000	10,659,838	37,710,112	926,645	4,737,118	241,186	445,070	304,108	05,213	682,901	4,302,358
Carpentering and wood flooring.....	28	1,874,567	67,000	493,421	870,140	25,630	136,341	330	6,638	7,066	1,174	8,989	63,518
Concrete.....	15	2,500,614	25,000	912,500	905,523	7,080	102,162	15,672	10,132	15,224	2,937	24,504	100,899
Electrical.....	78	5,854,038	52,000	1,702,772	2,577,635	99,670	527,706	4,325	82,466	20,078	16,006	32,249	309,313
Elevator construction.....	4	3,118,062	25,000	338,092	2,230,679	-----	58,452	200	1,808	1,122	-----	62	24,810
Heating and plumbing.....	270	27,770,572	700,000	6,735,036	14,325,094	485,525	1,090,779	3,284	173,161	105,175	55,775	140,045	1,316,017
Heating and piping.....	62	11,461,976	514,000	2,343,762	6,132,442	95,289	720,097	1,200	60,052	34,105	31,532	62,502	575,032
Pipe covering.....	3	1,391,688	24,000	443,321	617,311	2,200	99,025	-----	9,930	1,082	-----	8,340	90,225
Plumbing.....	143	10,664,066	220,000	2,881,081	5,369,555	266,231	612,116	1,504	63,275	40,027	19,239	48,075	400,062
Plumbing and heating combined.....	71	4,252,542	23,000	1,117,922	2,153,779	120,805	249,041	1,580	39,805	23,020	6,085	20,079	220,697
Masonry.....	4	2,784,072	142,000	1,041,790	945,159	46,474	110,247	12,309	6,459	8,791	1,001	31,912	179,094
Painting and decorating.....	31	1,904,875	11,000	940,097	535,637	45,276	70,238	204	12,798	6,480	112	21,826	72,221
Glass and glazing.....	8	767,793	19,000	141,931	340,340	8,000	91,501	-----	10,133	18,278	-----	3,509	78,010
Plastering and lathing.....	11	597,626	62,000	261,804	193,279	20,228	15,469	162	1,209	1,311	-----	4,270	9,122
Roofing and sheet-metal work.....	66	5,089,867	84,000	1,471,704	3,001,834	91,187	484,166	2,356	34,376	35,825	947	55,137	409,748
Roofing.....	31	1,014,470	26,000	544,810	602,612	49,898	170,454	2,256	17,687	0,018	740	29,954	210,959
Sheet-metal work.....	21	2,099,513	30,000	820,175	880,635	31,632	166,078	-----	12,098	19,040	200	18,939	203,432
Roofing and sheet metal combined.....	14	1,075,878	19,000	306,800	428,587	9,657	138,574	100	4,091	5,961	7	12,544	79,387
Steel erection.....	24	13,325,791	157,000	1,760,245	8,658,837	49,400	671,716	25,093	42,233	25,737	1,210	219,982	424,195
Stonework.....	8	1,042,822	36,000	655,386	821,425	5,208	80,924	-----	16,260	0,091	21	15,400	183,728
Marble and tiling.....	35	2,869,756	109,000	1,026,041	1,076,399	24,213	237,500	4,200	19,852	13,088	364	12,454	221,678
Excavating.....	14	1,154,118	86,000	375,257	73,047	10,540	72,014	21,013	7,730	12,930	4,715	15,556	296,418
Grading.....	10	780,689	4,000	118,067	89,923	9,502	66,188	133,569	1,690	7,344	4,578	10,443	114,527
Metal work, n. e. s.....	4	3,202,197	233,000	867,820	1,867,490	-----	58,204	1,618	2,338	0,168	100	39,617	160,380
Flooring, n. e. s.....	4	703,812	-----	892,245	107,071	-----	101,047	-----	5,034	868	-----	16,868	71,437
Other classes.....	5	874,443	-----	330,173	275,062	4,000	83,538	16,111	2,603	4,764	5,331	13,002	72,260
CAMDEN	28	3,734,627	388,000	748,575	1,522,340	33,295	249,551	49,483	9,771	25,999	31,343	31,428	302,038
General contractors.....	15	2,837,748	357,000	543,453	1,120,720	22,000	105,542	22,305	5,657	11,653	30,514	25,726	180,683
Building.....	9	824,396	283,000	183,397	253,015	14,200	53,046	1,416	1,420	8,066	1,481	4,878	21,064
Highway.....	3	1,075,000	-----	165,660	421,000	7,800	44,806	5,717	1,447	1,170	12,787	11,367	115,807
Other classes.....	3	938,343	110,000	104,390	440,189	-----	67,000	15,173	2,700	2,387	16,246	9,481	43,817
Subcontractors.....	11	896,879	1,000	205,122	401,620	11,295	84,009	27,128	4,114	14,346	829	5,702	121,350
Electrical.....	3	239,943	1,000	37,205	153,408	7,707	1,500	-----	720	900	-----	431	24,511
Heating and plumbing.....	4	261,503	-----	55,572	146,860	-----	34,128	-----	2,784	1,167	829	1,824	32,607
Other classes.....	4	395,433	-----	112,345	101,352	3,588	48,381	27,128	610	12,279	-----	3,447	64,172
ELIZABETH	59	8,079,925	1,622,000	1,694,359	3,129,470	65,584	412,112	208,918	33,549	48,715	21,382	60,755	461,080
General contractors.....	34	6,231,297	1,386,000	1,204,881	2,306,246	16,838	282,997	206,402	20,503	32,995	21,002	49,607	351,555
Building.....	30	4,128,456	1,030,000	1,789,402	1,837,160	16,838	195,347	6,800	8,814	21,560	8,079	30,059	145,149
Building not specialized.....	18	3,346,514	747,000	654,338	1,551,815	7,271	189,887	6,300	8,230	16,978	8,079	28,219	126,665
Residential building only.....	12	781,942	292,000	135,124	285,345	9,567	5,460	500	584	4,572	-----	1,840	5,484
Other classes.....	4	2,102,841	347,000	416,419	569,086	-----	87,050	199,602	11,689	11,445	12,923	19,548	206,406
Subcontractors.....	25	1,848,628	230,000	489,478	733,224	48,746	129,115	2,516	13,046	15,720	380	11,148	109,525
Heating and plumbing.....	9	373,980	-----	107,059	193,697	16,831	21,442	-----	2,261	2,505	50	1,724	25,221
Plumbing.....	5	209,075	-----	61,253	119,126	2,080	6,045	-----	1,019	1,923	-----	924	12,505
Plumbing and heating combined.....	4	164,905	-----	45,806	74,571	14,751	14,477	-----	1,242	582	50	800	13,136
Painting, decorating and glazing.....	6	273,623	2,000	114,474	88,001	5,000	11,060	-----	3,967	2,216	-----	2,517	23,754
Steel erection.....	3	655,129	230,000	149,320	173,920	4,611	45,945	2,118	1,898	8,046	-----	4,107	26,890
Other classes.....	7	545,896	4,000	118,625	277,606	22,304	50,668	398	4,920	2,953	330	2,800	33,270
JERSEY CITY	76	37,004,443	5,507,000	5,780,977	19,113,118	89,144	1,948,950	47,713	81,493	62,537	78,907	211,958	1,449,175
General contractors.....	30	31,581,058	5,179,000	4,379,591	16,873,245	18,522	874,435	41,759	39,336	28,739	68,522	170,063	1,079,161
Building.....	22	28,049,951	4,000,000	3,000,091	16,226,691								

CONSTRUCTION—NEW JERSEY

TABLE 8.—EXPENDITURES OF REPORTING ESTABLISHMENTS: 1929—Continued

CLASSIFICATION OF ESTABLISHMENTS	Establishments reporting	Value of construction business reported	PRINCIPAL ITEMS OF EXPENDITURE			OTHER ITEMS OF EXPENDITURE							
			Sub-contract work let	Wages paid	Cost of material	Salaries		Rent for		Interest	Contract bond premiums	Compensation and liability insurance premiums	All other overhead expenses
						Proprietors and firm members	Employees	Equipment	Offices, etc.				
NEWARK	194	\$68,750,963	\$16,189,000	\$14,525,208	\$24,371,685	\$204,221	\$3,438,704	\$246,312	\$285,765	\$170,290	\$98,055	\$373,352	\$2,727,735
General contractors ¹	76	43,843,637	15,998,000	9,033,863	11,444,028	43,617	2,013,470	118,461	167,497	119,090	72,089	169,773	1,565,994
Building.....	64	23,476,805	13,984,000	3,618,796	3,111,794	33,617	1,007,487	10,422	30,484	80,638	20,050	105,671	431,734
Building not specialized ²	41	13,779,942	5,850,000	3,021,810	2,555,300	25,817	780,495	9,142	22,310	65,162	29,531	95,900	347,009
Commercial building only.....	8	7,779,841	7,211,000	201,476	200,641	7,800	97,880	830	2,910	1,844	125	6,338	41,044
Residential building only.....	15	1,017,022	917,000	295,511	356,947	-----	129,112	450	5,264	13,532	-----	3,433	43,681
Street paving and highway.....	5	2,665,976	148,000	716,311	673,030	-----	153,641	95,905	22,494	14,731	27,280	27,089	378,137
Sewer, gas, water, conduit ³	3	1,233,786	-----	484,921	420,873	-----	91,634	6,100	3,710	3,118	13,485	22,348	93,281
Other classes ⁴	4	16,407,070	1,560,000	4,313,835	7,229,326	10,000	760,708	6,034	110,809	21,303	1,608	14,665	662,842
Subcontractors.....	118	24,907,326	491,000	5,491,345	12,927,657	160,604	1,425,234	127,851	118,268	50,600	25,966	203,579	1,161,759
Carpentering and wood flooring.....	7	336,802	10,000	75,707	177,670	3,120	15,352	-----	6,717	1,385	-----	1,339	14,911
Electrical.....	25	2,589,046	51,000	827,591	1,102,678	28,300	206,744	3,945	25,070	9,082	8,599	16,234	133,048
Heating and plumbing.....	48	10,336,459	322,000	2,454,622	5,186,768	88,615	691,948	-----	43,307	15,663	13,526	60,764	468,641
Heating and piping ⁵	19	6,980,210	172,000	1,480,265	3,584,678	38,460	433,994	-----	25,038	9,211	6,103	43,320	346,611
Plumbing.....	29	3,347,249	150,000	965,357	1,602,090	50,155	257,954	-----	18,269	6,352	7,423	17,444	122,030
Masonry and concreting.....	6	1,060,065	11,000	395,624	356,693	2,600	55,480	5,007	4,140	8,070	25	13,019	87,969
Painting and decorating.....	3	239,954	9,000	145,624	37,056	3,880	13,840	204	4,350	26	-----	3,590	13,023
Roofing and sheet-metal work.....	7	475,158	8,000	142,197	169,732	5,382	46,115	-----	2,576	2,298	15	7,894	63,313
Steel erection.....	5	4,024,000	61,000	480,377	3,206,134	15,200	164,445	2,825	14,972	5,710	-----	63,451	96,040
Stonework.....	3	763,624	15,000	237,432	241,048	-----	28,410	-----	4,600	3,820	-----	8,188	124,564
Marble, tiling, and plastering.....	7	397,183	-----	131,473	143,934	6,086	24,954	-----	5,841	2,932	250	1,815	38,970
Excavating and grading.....	4	421,795	4,000	119,354	12,000	7,422	48,810	100,680	4,170	648	1,833	4,195	64,073
Other classes ⁶	3	3,362,560	-----	472,344	2,293,944	-----	69,136	14,280	2,525	158	1,718	23,081	55,977
PATERSON	38	13,256,691	2,942,000	3,284,103	4,524,758	86,877	762,872	83,310	38,350	31,141	21,612	175,632	798,255
General contractors.....	17	9,859,021	2,894,000	2,014,046	2,468,683	-----	559,541	70,915	28,106	22,585	19,160	144,396	598,120
Building.....	11	6,399,206	2,842,000	1,457,030	1,747,052	-----	250,039	15,365	15,636	3,379	13,463	53,642	307,612
Highway and street paving.....	3	390,346	32,000	97,696	168,064	-----	20,710	550	1,170	2,673	4,549	3,019	35,778
Other classes ⁷	3	3,069,469	20,000	1,059,290	553,567	-----	282,792	55,000	11,300	11,533	1,148	87,735	254,730
Subcontractors.....	21	3,397,670	48,000	680,057	2,056,075	30,877	203,331	12,395	10,244	8,550	2,352	31,230	200,135
Electrical.....	3	845,266	-----	56,940	232,885	-----	25,352	200	1,392	234	1,200	1,043	35,331
Heating and plumbing.....	11	1,007,498	43,000	269,083	525,005	24,875	78,260	375	6,992	7,010	400	4,408	59,787
Plumbing.....	5	523,300	33,000	128,105	255,517	19,029	31,074	375	4,183	6,150	25	1,825	25,461
Plumbing and heating combined.....	6	484,198	10,000	141,518	270,088	5,840	47,195	-----	2,809	800	381	2,533	34,326
Roofing and sheet-metal work.....	3	232,186	5,000	64,240	94,560	9,034	27,190	-----	1,080	317	-----	2,945	22,249
Other classes ⁸	4	1,812,750	-----	280,194	1,202,995	2,968	72,514	11,820	180	995	686	22,840	82,768
TRENTON	53	17,459,631	2,186,000	3,013,941	7,368,665	84,174	784,211	176,600	444,676	52,051	77,902	187,337	2,551,400
General contractors.....	22	13,349,621	2,085,000	1,908,457	5,435,772	39,982	463,604	421,597	25,064	25,064	68,878	140,522	2,294,243
Building.....	13	4,922,400	1,946,000	873,382	1,432,065	17,080	180,889	14	413,229	15,974	38,501	34,787	97,113
Street paving and highway.....	5	1,873,545	115,000	335,759	966,050	-----	102,013	149,036	5,718	5,430	19,710	15,021	46,174
Other classes ⁹	4	6,553,586	24,000	699,310	3,037,057	22,902	180,792	4,531	2,650	3,660	10,667	90,714	2,150,961
Subcontractors.....	31	4,110,010	81,000	1,105,484	1,932,893	44,192	300,517	23,019	23,070	26,987	9,024	37,815	257,157
Concreting ¹⁰	5	448,175	-----	125,417	179,837	-----	28,965	5,402	2,850	3,911	958	2,130	43,291
Heating and plumbing.....	8	1,018,203	65,000	238,377	564,184	-----	60,385	340	9,332	4,897	5,335	4,681	37,440
Heating and piping.....	5	916,735	65,000	221,026	504,562	-----	40,136	340	6,402	4,739	5,021	4,465	35,540
Plumbing ¹¹	3	101,558	-----	16,751	59,622	-----	11,250	-----	2,930	158	-----	210	1,891
Flooring, n. e. s. ¹²	3	343,147	-----	131,310	83,071	-----	37,447	-----	2,184	868	-----	5,043	63,875
Roofing and sheet-metal work.....	5	537,355	-----	177,428	207,775	20,200	58,548	100	1,583	3,234	-----	5,867	41,823
Other classes ¹³	10	1,763,040	16,000	432,952	898,026	23,992	115,172	17,177	7,100	0,077	2,731	19,404	70,728

1 Includes refuse disposal plant.

2 Includes power-plant work; and miscellaneous, n. e. s.

3 Includes ornamental iron.

4 Includes highway and street paving.

5 Includes sewer, gas, water, and conduit; dam and reservoir; and dredging, river, harbor, etc.

6 Includes operative builders.

7 Includes sewer, gas, water, conduit; waterworks; and dredging, river, harbor, etc.

8 Includes concreting; grading; and sheet metal.

9 Includes highway; sewer, gas, water, conduit; and dredging, river, harbor, etc.

10 Includes metal work n. e. s.

11 Includes carpentering and wood flooring; electrical; masonry; roofing; and excavating.

12 Includes bridge and culvert; dredging, river, harbor, etc.; railroad; and central station, light and power plant.

13 Includes plumbing and heating combined.

14 Includes carpentering; excavating; ornamental iron.

15 Includes railroad; foundation; central station, light and power plant; and miscellaneous, n. e. s.

16 Includes pipe covering; and plumbing and heating combined.

17 Includes elevator construction; dredging, river, harbor, etc.; and metal work, n. e. s.

18 Includes bridge and culvert; and sewer, gas, water, conduit.

19 Includes carpentering and wood flooring; steel erection; and excavating.

20 Includes bridge and culvert; sewer, gas, water, conduit; waterworks; and railroad.

21 Includes masonry and stonework.

22 Includes painting and decorating.

23 Includes carpentering; electrical; steel erection; marble and tiling; excavating; and sewer, gas, water, conduit.

CONSTRUCTION—NEW JERSEY

777

TABLE 9.—COST OF MATERIALS FURNISHED AND USED BY REPORTING ESTABLISHMENTS DURING 1929, BY KIND.

KIND OF MATERIAL	COST OF MATERIALS REPORTED BY—				KIND OF MATERIAL	COST OF MATERIALS REPORTED BY—					
	All classes of establishments			General contractors?		Subcontractors	All classes of establishments			General contractors?	Subcontractors
	Amount	Per cent distribution	Per \$1,000 construction work done ¹				Amount	Per cent distribution	Per \$1,000 construction work done ¹		
NEW JERSEY					CAMDEN—Continued						
All kinds of material.....	\$110,024,711		\$468.07	\$70,242,705	Distributed by kind—Contd.						
Distribution not reported.....	10,329,620	17.6		13,420,639	Metal doors, windows, and trim.....	\$2,603	0.2	\$0.88	\$2,603		
Distributed by kind.....	90,695,082	100.0		56,822,066	Metal and wire lath and furring.....	3,980	.3	1.34	3,980		
Sand, gravel, stone, slag, cinders, etc.....	6,651,250	7.3	34.33	6,000,780	Ornamental metal work.....	400	(*)	.14	400		
Brick (face, common, fire, paving, etc.).....	2,801,028	3.1	14.45	2,593,029	Lumber, rough and finished.....	86,701	6.4	29.25	83,933	\$2,768	
Tile (fireproofing).....	209,346	.3	1.54	244,727	Lath, shingles, and shakes (wood).....	550	(*)	.19	550		
Tile, facing, terra cotta, floor and wall.....	1,088,582	1.2	5.62	438,434	Millwork.....	18,000	1.4	6.40	18,000	400	
Concrete and cinder block.....	892,084	1.0	4.01	782,687	Composition board.....	2,344	.2	.79	2,344		
Cut stone, granite, and marble.....	1,660,061	1.8	8.57	896,931	Waterproofing materials.....	7,071	.6	2.59	7,521	149	
Riprap, rubble, etc.....	488,597	.5	2.52	470,066	Hardware, rough and finished.....	13,100	1.0	4.42	12,251	868	
Cement.....	5,718,012	6.3	29.62	5,237,217	Paints, varnishes, glass.....	7,802	.6	2.65	7,081	181	
Lime.....	209,405	.3	1.54	219,280	Roofing and sheet metal.....	65,826	4.9	22.21	6,050	59,776	
Plaster, etc.....	484,524	.5	2.50	377,086	Finished flooring other than cement, wood, or tile.....	2,579	.2	.87	2,579		
Structural steel.....	11,076,952	12.2	57.17	3,010,591	Screens, shades, awnings, etc.....	500	(*)	.17	500		
Reinforcing steel.....	3,056,865	3.4	15.77	3,008,949	Heating and ventilating equipment.....	84,722	6.3	28.58	1,500	83,222	
Cast iron, miscellaneous, excluding pipe.....	633,470	.7	3.27	621,599	Plumbing and gas-fitting equipment.....	20,599	1.5	6.92	2,048	17,861	
Metal doors, windows, and trim.....	314,643	.4	1.62	200,939	Electrical appliances and supplies.....	154,935	11.5	52.27	608	154,327	
Metal and wire lath and furring.....	188,179	.2	.97	113,059	Pipe: Drain tile, vitrified, concrete, segment tile, corrugated.....	45,711	3.4	15.42	45,711		
Ornamental metal work.....	450,262	.5	2.32	76,080	Pipe: Cast-iron, sheet and tube steel, etc.....	57,885	4.3	19.53	36,181	21,704	
Lumber, rough and finished.....	5,888,777	6.5	30.39	5,214,566	Wire cable, guards, and fencing.....	10,979	.8	3.70	9,779	1,200	
Lath, shingles, and shakes (wood).....	223,442	.3	1.15	180,623	Bituminous paving materials, tar, asphalt, and oil.....	20,933	1.6	7.00	20,933		
Millwork.....	2,210,930	2.4	11.41	2,079,838	Machinery.....	20,585	1.5	6.95	20,585		
Composition board.....	506,901	.7	3.08	572,412	Freight, hauling or trucking to job.....	36,441	2.7	12.29	36,441		
Waterproofing materials.....	183,819	.1	.69	95,366	Metal products, n. e. s. (including metal furniture).....	9,560	.7	3.23	8,529	1,037	
Hardware, rough and finished.....	767,564	.8	3.96	715,853	Mineral products (nonmetallic) n. e. s.....	35	(*)	.01	35		
Paints, varnishes, glass.....	1,222,645	1.3	6.31	400,371	Miscellaneous.....	2,439	.2	.82	2,439		
Roofing and sheet metal.....	2,162,027	2.4	11.16	307,276							
Finished flooring other than cement, wood, or tile.....	172,122	.2	.89	167,474							
Screens, shades, awnings, etc.....	63,189	.1	.33	61,437							
Heating and ventilating equipment.....	9,618,500	10.6	49.64	2,938,052							
Plumbing and gas-fitting equipment.....	7,323,408	8.1	37.80	2,845,768							
Electrical appliances and supplies.....	4,151,500	4.0	21.42	1,386,747							
Elevators, dumb-waiters, and equipment.....	2,195,232	2.4	11.33	4,732							
Pipe: Drain tile, vitrified, concrete, segment tile, corrugated.....	929,062	1.0	4.79	852,146							
Pipe: Cast-iron, sheet and tube steel, etc.....	4,676,026	5.2	24.13	4,499,773							
Wire cable, guards, and fencing.....	204,746	.3	1.37	260,768							
Bituminous paving materials, tar, asphalt, and oil.....	1,213,724	1.3	6.26	1,156,082							
Wood piling and timber.....	236,632	.3	1.22	171,237							
Ready-mixed concrete.....	224,508	.3	1.16	224,508							
Machinery.....	3,579,309	3.0	18.47	3,567,487							
Freight, hauling or trucking to job.....	862,250	.4	1.87	357,603							
Chemicals and chemical products.....	34	(*)	(*)	12							
Metal products, n. e. s. (including metal furniture).....	3,879,843	4.3	20.02	2,094,300							
Mineral products (nonmetallic), n. e. s.....	103,671	.1	.53	30,065							
Sealing materials.....	7,056	(*)	.04	6,806							
Textiles and caulking materials.....	878	(*)	.01	828							
Miscellaneous.....	2,381,869	2.6	12.29	2,333,896							
CAMDEN					ELIZABETH						
All kinds of material.....	1,534,340		453.68	1,120,720	All kinds of material.....	3,443,732		491.68	2,406,946	1,036,786	
Distribution not reported.....	189,533	12.4		160,941	Distribution not reported.....	883,062	25.6		782,420	100,642	
Distributed by kind.....	1,344,807	100.0		959,779	Distributed by kind.....	2,560,670	100.0		1,624,526	936,144	
Sand, gravel, stone, slag, cinders, etc.....	189,858	14.1	64.05	175,333	Sand, gravel, stone, slag, cinders, etc.....	83,788	3.3	16.09	67,342	16,446	
Brick (face, common, fire, paving, etc.).....	20,098	1.5	6.78	18,899	Brick (face, common, fire, paving, etc.).....	37,590	1.5	7.22	34,240	3,350	
Tile, facing, terra cotta, etc.....	274	(*)	.09	274	Tile (fireproofing).....	13,398	.5	2.57	11,898	1,500	
Concrete and cinder block.....	13,261	1.0	4.47	7,181	Tile, facing, terra cotta, floor and wall.....	23,147	.9	4.44	23,147		
Cut stone, granite, and marble.....	7,084	.5	2.39	7,084	Concrete and cinder block.....	19,152	.8	3.68	10,162		
Riprap, rubble, etc.....	114,119	8.5	38.50	114,119	Cut stone, granite, and marble.....	3,600	.1	.69	2,400	1,200	
Cement.....	215,948	16.1	72.85	201,689	Cement.....	51,407	2.0	9.87	44,300	7,107	
Lime.....	5,101	.4	1.72	3,601	Lime.....	3,152	.1	.60	2,886	266	
Plaster, etc.....	4,214	.3	1.42	4,214	Plaster, etc.....	15,811	.6	3.03	16,811		
Structural steel.....	11,422	.9	3.85	9,597	Structural steel.....	495,412	19.3	95.13	313,442	181,970	
Reinforcing steel.....	79,900	5.9	26.98	77,803	Reinforcing steel.....	15,045	.6	3.00	4,391	11,254	
Cast iron, miscellaneous, excluding pipe.....	5,643	.4	1.91	5,643	Cast iron, miscellaneous, excluding pipe.....	614	(*)	.12	205	409	
					Metal doors, windows, and trim.....	42,057	1.6	8.07	10,739	31,318	
					Metal and wire lath and furring.....	2,916	.1	.66	2,916		
					Ornamental metal work.....	83,000	3.2	15.94	1,000	82,000	
					Lumber, rough and finished.....	601,245	23.5	115.46	451,760	149,485	
					Lath, shingles, and shakes (wood).....	2,216	.1	.42	2,216		
					Millwork.....	25,235	1.0	4.84	25,235		
					Composition board.....	1,037	(*)	.20	860	187	
					Waterproofing materials.....	1,737	.1	.83	1,737		
					Hardware, rough and finished.....	17,217	.7	3.30	14,967	2,250	
					Paints, varnishes, glass.....	242,735	9.5	46.61	174,013	68,722	
					Roofing and sheet metal.....	75,198	2.9	14.44	17,601	57,597	
					Finished flooring other than cement, wood, or tile.....	9,310	.4	1.79	9,310		
					Screens, shades, awnings, etc.....	3,515	.1	.67	3,515		
					Heating and ventilating equipment.....	301,798	11.8	57.95	265,915	35,883	
					Plumbing and gas-fitting equipment.....	169,983	6.6	32.64	11,541	158,442	
					Electrical appliances and supplies.....	80,857	3.2	15.53	9,111	71,746	
					Pipe: Drain tile, vitrified, concrete, segment tile, corrugated.....	10,617	.4	2.04	10,216	401	
					Pipe: Cast iron, sheet, and tube steel, etc.....	77,861	3.0	14.95	48,064	29,797	
					Wire cable, guards and fencing.....	84	(*)	.01	84		
					Wood piling and timber.....	17,023	.7	3.27	17,023		
					Freight, hauling or trucking to job.....	2,497	.1	.48		2,497	
					Metal products, n. e. s. (including metal furniture).....	16,822	.7	3.23	1,822	15,000	
					Miscellaneous.....	12,988	.5	2.49	5,071	7,817	

See footnotes at end of table.

CONSTRUCTION—NEW JERSEY

TABLE 9.—COST OF MATERIALS FURNISHED AND USED BY REPORTING ESTABLISHMENTS DURING 1929, BY KIND—Continued

KIND OF MATERIAL	COST OF MATERIALS REPORTED BY—					KIND OF MATERIAL	COST OF MATERIALS REPORTED BY—						
	All classes of establishments				General contractors ²		Subcontractors	All classes of establishments				General contractors ²	Subcontractors
	Amount	Per cent distribution	Per \$1,000 construction work done ¹					Amount	Per cent distribution	Per \$1,000 construction work done ¹			
JERSEY CITY						NEWARK—Continued							
All kinds of material.....	\$19,323,655		\$604.26	\$16,938,876	\$2,384,779	Distributed by kind—Contd.							
Distribution not reported.....	1,303,600	7.1		1,115,415	248,185	Heating and ventilating equipment	\$3,290,829	14.3	\$65.77	\$100,958	\$3,189,873		
Distributed by kind.....	17,900,055	100.0		15,823,461	2,136,594	Plumbing and gas fitting equipment.....	1,183,545	5.2	23.66	18,520	1,165,016		
Sand, gravel, stone, slag, cinders, etc.	313,389	1.7	10.64	303,039	10,350	Electrical appliances and supplies.....	1,690,587	7.4	33.79	927,108	1,063,479		
Brick (face, common, fire, paving, etc.).....	688,400	3.8	23.16	688,400		Elevators, dumb-waiters, and equipment.....	2,122,475	9.2	42.42	2,800	2,119,675		
Tile (fireproofing).....	17,570	.1	.69	17,570		Pipe: Drain tile, vitrified, concrete, segment tile, corrugated.....	160,138	.7	3.20	189,011	21,127		
Tile, facing, terra cotta, floor and wall.....	54,548	.3	1.84	34,511	20,037	Pipe: Cast-iron, sheet and tube steel, etc.....	167,803	.7	3.36	136,612	31,191		
Concrete and cinder block.....	1,674	(*)	.05	1,674		Wire cable, guards, and fencing.....	4,764	(*)	1.10	4,764			
Cut stone, granite and marble.....	135,921	.8	4.57	16,672	119,249	Bituminous paving material, tar, asphalt and oil.....	137,243	.6	2.74	107,243	30,000		
Riprap, rubble, etc.....	22,916	.1	.77	22,916		Wood piling and timber.....	70,396	.3	1.40	5,000	65,396		
Cement.....	195,417	1.1	6.57	186,761	8,656	Ready-mixed concrete.....	184,436	.8	3.69	184,436			
Lime.....	44,150	.2	1.49	11,863	32,287	Machinery.....	3,228,514	14.1	64.53	3,216,622	11,822		
Plaster, etc.....	63,042	.4	2.12	36,973	26,069	Freight, hauling or trucking to job.....	251,768	1.1	5.03	261,550	218		
Structural steel.....	1,204,407	6.7	40.53	976,476	228,021	Metal products, n. e. s., including metal furniture.....	8,053	(*)	.16	5,016	3,037		
Reinforcing steel.....	103,207	.6	3.47	101,799	1,408	Mineral products (nonmetallic), n. e. s.....	5,783	(*)	.11	5,783			
Cast iron, miscellaneous, excluding pipe.....	534,078	3.0	17.99	534,598	80	Miscellaneous.....	1,926,478	8.4	38.50	1,918,478	8,000		
Metal doors, windows, and trim.....	70,144	.4	2.36	70,144									
Metal and wire lath and furring.....	1,391	(*)	.05	1,391		PATERSON							
Ornamental metal work.....	84,748	.5	2.85	190	84,558	All kinds of material.....	4,569,008		438.85	2,510,533	2,056,075		
Lumber, rough and finished.....	347,329	1.9	11.70	317,680	30,143	Distribution not reported.....	290,071	6.4		30,461	259,610		
Lath, shingles, and shakes (wood).....	11,416	.1	.39	11,416		Distributed by kind.....	4,276,537	100.0		2,480,072	1,796,466		
Millwork.....	72,636	.4	2.44	63,738	8,901	Sand, gravel, stone, slag, cinders, etc.	471,180	11.0	48.35	456,242	14,938		
Composition board.....	421,608	2.3	14.19	421,666	32	Brick (face, common, fire, paving, etc.).....	280,230	6.6	28.76	280,230			
Waterproofing materials.....	2,208	(*)	.08	2,208		Tile (fireproofing).....	23,344	.5	2.40	23,344			
Hardware, rough and finished.....	34,049	.2	1.15	28,873	5,176	Tile, facing, terra cotta, floor, and wall.....	45,112	1.1	4.63	45,112			
Paints, varnishes, glass.....	435,882	2.4	14.87	13,826	422,056	Concrete and cinder block.....	19,158	.5	1.97	19,158			
Roofing and sheet metal.....	307,633	1.7	10.35	111,128	196,505	Cut stone, granite, and marble.....	20,483	.7	3.02	20,483			
Finished flooring other than cement, wood or tile.....	14,140	.1	.48	14,140		Riprap, rubble, etc.....	4,969	.1	.51	4,969			
Screens, shades, awnings, etc.....	1,610	(*)	.05	1,610		Cement.....	643,511	15.0	64.03	643,511			
Heating and ventilating equipment.....	2,754,626	15.3	92.68	2,357,648	396,978	Lime.....	20,021	.5	2.05	20,021			
Plumbing and gas fitting equipment.....	2,025,452	10.3	98.43	2,566,089	359,363	Plaster, etc.....	5,465	.1	.66	5,465			
Electrical appliances and supplies.....	779,501	4.3	28.22	651,610	127,891	Structural steel.....	1,242,901	20.1	127.54	180,550	1,056,351		
Pipe: Drain tile, vitrified, concrete, segment tile, corrugated.....	37,881	.2	1.27	37,881		Reinforcing steel.....	158,985	3.7	16.32	158,985			
Pipe: Cast-iron, sheet, and tube steel, etc.....	3,644,630	20.3	122.62	3,044,530		Cast iron, miscellaneous, excluding pipe.....	14,172	.3	1.45	14,172			
Bituminous paving material, tar, asphalt, and oil.....	63,798	.4	2.15	62,120	1,678	Metal doors, windows, and trim.....	3,964	.2	.92	3,964	8,400		
Wood piling and timber.....	121,500	.7	4.09	121,500		Ornamental metal work.....	33,748	.9	3.98	33,748			
Machinery.....	313,065	1.7	10.53	313,065		Lumber, rough and finished.....	382,362	8.9	30.24	292,562	89,800		
Chemicals and chemical products.....	12	(*)	(*)	12		Lath, shingles, and shakes (wood).....	2,000	(*)	.21	2,000			
Metal products, n. e. s. (including metal furniture).....	2,088,413	11.6	70.20	2,073,557	14,856	Millwork.....	121,449	2.8	12.40	110,849	10,600		
Mineral products (nonmetallic), n. e. s.....	31,036	.2	1.05	36	31,000	Composition board.....	10,803	.3	1.11	6,803	4,500		
Miscellaneous.....	15,232	.1	.51	14,002	1,230	Waterproofing materials.....	1,800	(*)	.19	1,800			
NEWARK						Hardware, rough and finished.....	65,858	1.5	6.70	61,858	4,000		
All kinds of material.....	25,320,420		450.09	12,262,805	13,057,621	Paints, varnishes, glass.....	6,347	.1	.05	3,347	3,000		
Distribution not reported.....	2,350,622	9.3		1,063,936	1,286,686	Roofing and sheet metal.....	82,557	1.9	8.47	1,200	81,357		
Distributed by kind.....	22,969,804	100.0		11,198,869	11,770,935	Finished flooring other than cement, wood or tile.....	4,455	.1	.46	455	4,000		
Sand, gravel, stone, slag, cinders, etc.	965,444	4.2	10.30	805,901	159,543	Screens, shades, awnings, etc.....	521	(*)	.05	521			
Brick (face, common, fire, paving, etc.).....	557,422	2.4	11.14	548,212	9,210	Heating and ventilating equipment.....	102,610	2.4	10.53	5,369	97,241		
Tile (fireproofing).....	97,248	.4	1.94	81,199	16,049	Plumbing and gas-fitting equipment.....	191,051	4.5	19.00	1,658	189,393		
Tile, facing, terra cotta, floor and wall.....	253,048	1.1	5.06	163,634	99,414	Electrical appliances and supplies.....	232,020	5.4	23.81	9,135	222,885		
Concrete and cinder block.....	114,666	.5	2.29	87,805	26,861	Pipe: Drain tile, vitrified, concrete, segment tile, corrugated.....	10,663	.3	1.09	10,663			
Cut stone, granite, and marble.....	540,197	2.4	10.80	338,276	201,921	Pipe: Cast-iron, sheet, and tube steel, etc.....	19,881	.5	2.04	9,881	10,000		
Riprap, rubble, etc.....	100	(*)	(*)	100		Wire cable, guards, and fencing.....	4,240	.1	.43	4,240			
Cement.....	780,015	3.3	15.19	634,014	125,401	Bituminous paving material, tar, asphalt, and oil.....	10,875	.4	1.73	10,875			
Lime.....	62,907	.3	1.26	54,150	8,757	Ready-mixed concrete.....	3,720	.1	.38	3,720			
Plaster, etc.....	81,936	.4	1.64	74,980	6,956	Freight, hauling or trucking to job.....	6,656	.2	.68	6,656			
Structural steel.....	3,042,188	13.2	60.80	190,995	2,851,193	Mineral products (nonmetallic), n. e. s.....	35	(*)	.00	35			
Reinforcing steel.....	140,254	.6	2.81	122,488	17,766	Miscellaneous.....	4,265	.1	.44	4,265			
Cast iron, miscellaneous, excluding pipe.....	15,129	.1	.80	14,332	797								
Metal doors, windows, and trim.....	82,868	.4	1.69	17,808	65,060	TRENTON							
Metal and wire lath and furring.....	55,711	.2	1.19	20,987	34,724	All kinds of material.....	7,500,558		481.05	5,499,461	2,001,097		
Ornamental metal work.....	39,983	.2	.80	3,975	35,008	Distribution not reported.....	2,214,758	29.5		1,825,563	389,195		
Lumber, rough and finished.....	742,664	3.2	14.84	626,427	116,237	Distributed by kind.....	5,285,800	100.0		3,673,898	1,611,902		
Lath, shingles, and shakes (wood).....	44,768	.2	.90	25,443	19,325	Sand, gravel, stone, slag, cinders, etc.	388,887	7.4	35.39	357,350	31,537		
Millwork.....	390,690	1.7	7.90	381,900	8,790	Brick (face, common, fire, paving, etc.).....	83,832	1.6	7.63	81,905	1,927		
Composition board.....	41,714	.2	.84	40,019	1,695	Tile (fireproofing).....	7,025	.1	.64	7,025			
Waterproofing materials.....	28,057	.1	.66	25,058	2,999	Tile, facing, terra cotta, floor, and wall.....	29,472	.6	2.68	613	28,859		
Hardware, rough and finished.....	128,827	.6	2.58	111,804	17,022								
Paints, varnishes, glass.....	111,969	.5	2.24	51,284	60,685								
Roofing and sheet metal.....	208,705	.9	4.17	42,153	166,552								
Finished flooring other than cement, wood or tile.....	16,162	.1	.32	14,818	1,344								
Screens, shades, awnings, etc.....	5,333	(*)	.11	5,333									

See footnotes at end of table.

CONSTRUCTION—NEW JERSEY

TABLE 9.—COST OF MATERIALS FURNISHED AND USED BY REPORTING ESTABLISHMENTS DURING 1929, BY KIND—Continued

KIND OF MATERIAL	COST OF MATERIALS REPORTED BY—				KIND OF MATERIAL	COST OF MATERIALS REPORTED BY—					
	All classes of establishments			General contractors ²		Subcontractors	All classes of establishments			General contractors ²	Subcontractors
	Amount	Per cent distribution	Per \$1,000 construction work done ¹				Amount	Per cent distribution	Per \$1,000 construction work done ¹		
TRENTON—Continued					TRENTON—Continued						
Distributed by kind—Contd.					Distributed by kind—Contd.						
Concrete and cinder block.....	\$166,408	3.1	\$16.14	\$166,408	Roofing and sheet metal.....	\$134,823	2.6	\$12.27	\$4,875	\$129,948	
Cut stone, granite, and marble.....	97,045	1.8	8.83	1,500	Finished flooring other than cement, wood or tile.....	0,154	.2	.83	600	8,554	
Cement.....	356,901	6.8	32.48	339,010	Heating and ventilating equipment.....	217,263	4.1	19.77	8,000	209,263	
Lime.....	13,955	.3	1.27	4,853	Plumbing and gas-fitting equipment.....	132,770	2.5	12.08	6,000	126,770	
Plaster, etc.....	36,540	.7	3.32	24,492	Electrical appliances and supplies.....	69,474	1.3	6.32	500	68,974	
Structural steel.....	1,616,447	30.6	147.11	932,437	Pipe: Drain tile, vitrified, concrete, segment tile, corrugated.....	44,034	.8	4.01	30,168	13,866	
Reinforcing steel.....	1,244,151	23.5	113.23	1,243,521	Pipe: Cast-iron, sheet and tube steel, etc.....	32,377	.6	2.94	15,697	16,680	
Cast iron, miscellaneous, excluding pipe.....	3,431	.1	.31	2,300	Wire cable, guards, and fencing.....	107,542	3.7	17.98	197,542		
Metal and wire lath and furring.....	9,350	.2	.85	2,801	Bituminous paving materials, tar, asphalt, and oil.....	9,029	.2	.90	6,715	3,214	
Ornamental metal work.....	65,050	1.2	5.92	65,050	Wood piling and timber.....	11,761	.2	1.07	11,761		
Lumber, rough and finished.....	103,531	2.0	9.42	93,363	Sealing materials.....	250	(³)	.02		250	
Lath, shingles, and shakes (wood).....	9,611	.2	.88	9,611	Textiles and caulking materials.....	60	(³)	(³)		50	
Millwork.....	37,781	.7	3.44	37,781	Miscellaneous.....	73,148	1.4	6.68	66,310	6,838	
Composition board.....	6,024	.1	.55	1,336							
Waterproofing materials.....	27,950	.5	2.54	450							
Hardware, rough and finished.....	13,621	.3	1.24	13,441							
Paints, varnishes, glass.....	36,219	.7	3.30	5,448							

¹ The value of construction work done is obtained from figures presented in Table 1, by subtracting the value of subcontract work let from the total value of construction business.
² Includes operative builders.
³ The percentage of total cost shown for this item is high because establishments located within this area reported that the large part of their construction work (on which this material was used) was on contract outside this area.
⁴ Less than one-tenth of 1 per cent.
⁵ Less than 1 cent.

TABLE 10.—COMPARISON OF COST OF DESIGNATED MATERIALS FURNISHED AND USED BY REPORTING ESTABLISHMENTS DURING 1929, WITH COST OF MATERIALS AND VALUE OF CONSTRUCTION BUSINESS

[Based exclusively upon reports of establishments which gave the distributed cost of materials]

KIND OF MATERIAL AND CLASSIFICATION OF ESTABLISHMENTS	Cost of all materials distributed by kind	COST OF DESIGNATED MATERIAL		Value of construction business	Indicated per cent of all business done by own force ¹	KIND OF MATERIAL AND CLASSIFICATION OF ESTABLISHMENTS	Cost of all materials distributed by kind	COST OF DESIGNATED MATERIAL		Value of construction business	Indicated per cent of all business done by own force ¹		
		Amount	Per cent of—					Amount	Per cent of—				
												Total cost	Cost of all distributed materials
NEW JERSEY						NEW JERSEY—Continued							
<i>Sand, gravel, stone, slag, cinders, etc.</i>						<i>Sand, gravel, stone, slag, cinders, etc.—Continued</i>							
All classes.....	\$90,695,082	\$9,651,259	100.0	7.3	\$218,614,740	80.5	Subcontractors—Continued.						
General contractors ²	\$56,822,066	6,060,780	91.1	10.7	\$151,307,015	73.8	Roofing and sheet-metal work.....	\$81,884,496	\$15,838	0.2	0.8	\$4,581,852	98.4
Building.....	32,094,398	1,547,566	23.3	4.8	84,008,227	62.2	Roofing.....	682,005	15,288	.2	2.2	1,759,586	98.6
Building not specialized ²	13,866,113	1,244,175	18.7	9.0	52,679,829	57.4	Roofing and sheet metal combined.....	365,350	550	(³)	.2	887,459	98.3
Commercial building only.....	233,456	27,589	.4	11.8	927,668	14.0	Marble and tiling.....	996,824	70,937	1.1	7.1	2,593,558	96.3
Manufacturing building only.....	14,695,177	168,096	2.5	1.1	20,458,232	98.6	Excavating.....	88,932	31,388	.6	35.3	1,290,233	95.1
Residential building only.....	3,299,652	107,706	1.6	3.3	10,842,448	66.2	Grading.....	13,807	13,607	.2	98.0	405,289	99.4
Highway.....	7,246,617	2,606,537	39.2	36.0	19,483,860	89.5	Street paving.....	14,432	12,642	.2	87.0	32,804	100.0
Bridge and culvert.....	3,303,271	143,073	2.2	4.3	9,676,652	94.2	Sewer, gas, water, conduit.....	41,593	4,610	.1	10.8	102,137	100.0
Grading.....	367,887	68,262	1.0	18.6	1,869,553	100.0	Dam and reservoir.....	31,800	4,700	.1	21.1	71,000	100.0
Street paving.....	2,547,920	1,081,969	16.3	42.5	7,302,140	93.8	Dredging, river, harbor, etc.....	132,269	3,476	.1	2.0	442,500	100.0
Sewer, gas, water, conduit.....	2,538,078	298,792	4.5	11.8	6,950,171	90.7	Metal work, n. e. s.....	1,825,490	6,407	.1	.4	3,135,941	92.9
Waterworks.....	315,110	39,847	.6	12.6	852,337	97.1	Flooring, n. e. s.....	67,071	22,212	.8	33.1	205,147	100.0
Dredging, river, harbor, etc.....	461,611	10,989	.2	2.4	1,762,773	98.8							
Railroad.....	606,681	63,048	.9	10.4	2,166,325	98.1	<i>Brick (face, common, fire, paving, etc.)</i>						
Foundation.....	40,082	11,611	.2	29.0	141,265	97.2	All classes.....	\$90,695,082	\$2,801,028	100.0	3.1	\$218,614,740	80.5
Central station, light and power plant.....	7,144,937	185,759	2.8	2.6	10,364,550	90.4							
Refuse disposal plant.....	18,327	3,327	.1	18.1	120,000	100.0	General contractors ²	\$56,822,066	2,593,029	92.6	4.6	\$151,307,015	73.8
Subcontractors.....	\$33,873,016	590,470	8.9	1.7	\$7,307,734	97.5	Building.....	32,094,398	2,383,295	85.1	7.4	84,908,227	62.2
Carpentering and wood flooring.....	785,657	1,134	(³)	.1	1,708,156	96.8	Building not specialized ²	13,866,113	1,728,281	61.7	12.6	52,679,829	57.4
Concreting.....	815,202	281,947	4.2	34.6	2,220,993	99.0	Commercial building only.....	233,456	21,200	.8	9.1	927,668	14.9
Heating and plumbing.....	\$11,488,188	600	(³)	(³)	\$21,932,876	97.2	Manufacturing building only.....	14,695,177	527,935	18.8	3.6	20,458,232	98.6
Plumbing.....	4,739,074	540	(³)	(³)	9,550,376	97.9	Residential building only.....	3,299,652	106,879	3.8	3.2	10,842,448	66.2
Plumbing and heating combined.....	740,477	120	(³)	(³)	1,450,359	99.5	Highway.....	7,246,617	17,600	.2	.2	19,483,860	89.5
Masonry.....	727,169	104,903	1.6	14.4	2,119,685	95.0	Bridge and culvert.....	3,303,271	4,667	.2	.1	9,676,652	94.2
Plastering and lathing.....	107,040	13,998	.2	7.1	654,945	86.8	Grading.....	367,887	2,852	.1	.8	1,369,563	100.0

See footnotes at end of table.

TABLE 10.—COMPARISON OF COST OF DESIGNATED MATERIALS FURNISHED AND USED BY REPORTING ESTABLISHMENTS DURING 1929, WITH COST OF MATERIALS AND VALUE OF CONSTRUCTION BUSINESS—Continued

KIND OF MATERIAL AND CLASSIFICATION OF ESTABLISHMENTS	Cost of all materials distributed by kind	COST OF DESIGNATED MATERIAL				Value of construction business	Indicated per cent of all business done by own force ¹	KIND OF MATERIAL AND CLASSIFICATION OF ESTABLISHMENTS	Cost of all materials distributed by kind	COST OF DESIGNATED MATERIAL				Value of construction business	Indicated per cent of all business done by own force ¹	
		Amount	Per cent of—		Amount					Total cost	Amount	Per cent of—				Amount
			Cost of all distributed materials	Value of construction business								Cost of all distributed materials	Value of construction business			
NEW JERSEY—Continued							NEW JERSEY—Continued									
<i>Brick—Continued</i>							<i>Cement—Continued</i>									
General contractors—Contd.							Subcontractors—Continued.									
Street paving	\$2,547,929	\$44,838	1.6	1.8	\$7,302,140	93.8	Roofing and sheet-metal work	\$1,884,496	\$470	(9)	(9)	\$4,581,852	98.4			
Sewer, gas, water, conduit	2,538,078	52,446	1.9	2.1	6,950,171	96.7	Roofing	682,006	200	(9)	(5)	1,759,586	98.6			
Waterworks	315,110	3,375	.1	1.1	852,337	97.1	Roofing and sheet metal combined	365,356	270	(9)	0.1	887,450	98.3			
Railroad	606,081	3,004	.1	.5	2,166,325	98.1	Marble and tiling	996,824	43,665	0.8	4.4	2,593,568	96.3			
Foundation	40,082	5,000	.2	12.5	141,265	97.2	Excavating	88,932	7,353	.1	8.3	1,290,233	95.1			
Central station, light and power plant	7,144,937	75,892	2.7	1.1	16,364,556	90.4	Grading	13,867	200	(9)	1.4	405,289	99.4			
Subcontractors	\$33,873,016	207,999	7.4	.6	\$7,307,734	97.5	Sewer, gas, water, conduit	41,593	8,510	.1	20.5	102,197	100.0			
Carpentering and wood flooring	785,657	2,600	.1	.3	1,708,156	96.8	Dam and reservoir	31,800	6,500	.1	20.4	71,000	100.0			
Concreting	815,202	1,892	.1	.2	2,220,963	99.0	Dredging, river, harbor, etc.	132,269	1,740	(9)	1.3	442,500	100.0			
Heating and plumbing	\$11,468,188	1,015	(9)	(9)	\$21,932,376	97.2	Metal work, n. e. s.	1,825,490	5,087	.1	.3	3,183,941	92.9			
Heating and piping	5,910,940	1,015	(9)	(9)	10,884,267	95.5	Flooring, n. e. s.	67,071	3,000	.1	4.5	265,147	100.0			
Masonry	727,169	186,360	6.7	25.0	2,110,685	95.0	<i>Structural steel²</i>									
Plastering and lathing	197,040	13,369	.5	6.8	654,945	86.8	All classes	90,695,082	11,076,962	100.0	12.2	218,614,749	80.5			
Marble and tiling	996,824	5	(9)	(9)	2,593,568	96.3	General contractors ³	\$56,822,066	3,010,591	27.2	5.3	\$151,307,015	73.8			
Excavating	88,932	898	(9)	1.0	1,290,233	95.1	Building	32,094,398	1,656,595	15.0	5.2	84,908,227	62.2			
Sewer, gas, water, conduit	41,593	1,510	.1	3.6	102,197	100.0	Building not specialized ⁴	13,866,113	653,121	5.9	4.7	52,679,829	57.4			
Metal work, n. e. s.	1,825,490	350	(9)	(9)	3,183,941	92.9	Commercial building only	233,456	1,162	(9)	.5	927,668	14.9			
<i>Cut stone, granite, and marble</i>							<i>Structural steel²</i>									
All classes	90,695,082	1,660,661	100.0	1.8	218,614,749	80.5	Manufacturing building only	14,695,177	974,089	8.8	6.6	20,458,282	98.6			
General contractors ³	\$56,822,066	890,931	54.0	1.6	\$151,307,015	73.8	Residential building only	8,299,652	28,526	.3	.9	10,842,448	96.2			
Building	32,094,398	539,387	32.5	1.7	84,908,227	62.2	Highway	7,246,617	30,151	.3	.5	19,483,360	89.5			
Building not specialized ⁴	13,866,113	521,042	31.4	3.8	52,679,829	57.4	Bridge and culvert	3,303,271	942,644	8.5	28.5	9,676,652	94.2			
Commercial building only	233,456	684	(9)	.4	927,668	14.9	Grading	367,887	120,467	1.1	32.7	1,369,553	100.0			
Manufacturing building only	14,695,177	535	(9)	(9)	20,458,282	98.6	Street paving	2,547,929	6,089	.1	.2	7,302,140	93.8			
Residential building only	8,299,652	17,120	1.0	.5	10,842,448	66.2	Sewer, gas, water, conduit	2,538,078	20,768	.2	1.1	6,950,171	90.7			
Highway	7,246,617	30,042	1.8	.4	19,483,360	89.5	Waterworks	315,110	3,140	(9)	1.0	852,337	97.1			
Bridge and culvert	3,303,271	919	.1	.2	1,369,553	100.0	Dredging, river, harbor, etc.	451,611	19,405	.2	4.3	1,752,773	98.8			
Grading	367,887	919	.1	.2	1,369,553	100.0	Railroad	606,081	56,022	.5	9.1	2,166,325	98.1			
Street paving	2,547,929	311,882	18.8	12.2	7,302,140	93.8	Central station, light and power plant	7,144,937	142,896	1.3	2.0	16,364,556	90.4			
Sewer, gas, water, conduit	2,538,078	5,722	.3	.2	6,950,171	96.7	Refuse disposal plant	18,352	1,205	(9)	6.6	120,000	100.0			
Railroad	606,081	1,600	.1	.3	2,166,325	98.1	Subcontractors	\$33,873,016	8,066,361	72.8	23.8	\$7,307,734	97.5			
Foundation	40,082	10,920	.2	27.3	141,265	97.2	Carpentering and wood flooring	785,657	42	(9)	(9)	1,708,156	96.8			
Central station, light and power plant	7,144,937	7,379	.4	.1	16,364,556	90.4	Concreting	815,202	4,483	(9)	.5	2,220,963	99.0			
Refuse disposal plant	18,352	1,205	(9)	6.6	120,000	100.0	Heating and plumbing	\$11,468,188	850	(9)	(9)	\$21,932,376	97.2			
Subcontractors	\$33,873,016	763,730	46.0	2.3	\$7,307,734	97.5	Plumbing	4,789,074	850	(9)	(9)	9,559,376	97.9			
Carpentering and wood flooring	785,657	74	(9)	(9)	1,708,156	96.8	Masonry	727,169	13,848	.1	1.9	2,119,685	95.0			
Concreting	815,202	24,771	1.5	3.0	2,220,963	99.0	Plastering and lathing	197,040	804	(9)	.4	654,945	86.8			
Masonry	727,169	10,423	.6	1.4	2,110,685	95.0	Roofing and sheet-metal work	\$1,884,496	16,632	.2	.9	\$4,581,852	98.4			
Plastering and lathing	197,040	2,070	.1	1.1	654,945	86.8	Sheet-metal work	837,135	16,632	.2	2.0	1,934,307	98.2			
Stonework	505,407	557,407	33.6	98.6	1,814,632	97.8	Steel erection	8,350,259	7,978,331	72.0	95.5	12,587,767	98.8			
Marble and tiling	996,824	162,448	9.8	16.3	2,593,568	96.3	Ornamental iron	221,558	39,000	.4	17.6	398,962	93.7			
Flooring, n. e. s.	67,071	6,537	.4	9.7	265,147	100.0	Metal work, n. e. s.	1,825,490	12,371	.1	.7	3,183,941	92.0			
<i>Cement</i>							<i>Reinforcing steel</i>									
All classes	90,695,082	5,718,912	100.0	6.3	218,614,749	80.5	All classes	90,695,082	3,056,865	100.0	3.4	218,614,749	80.5			
General contractors ³	\$56,822,066	5,237,217	91.0	9.2	\$151,307,015	73.8	General contractors ³	\$56,822,066	3,008,949	98.4	5.3	\$151,307,015	73.8			
Building	32,094,398	1,410,362	24.7	4.4	84,908,227	62.2	Building	32,094,398	390,927	12.8	1.2	84,908,227	62.2			
Building not specialized ⁴	13,866,113	1,121,167	19.0	8.1	52,679,829	57.4	Building not specialized ⁴	13,866,113	260,149	9.2	2.0	52,679,829	57.4			
Commercial building only	233,456	20,459	.4	8.8	927,668	14.9	Commercial building only	233,456	5,207	.2	2.2	927,668	14.9			
Manufacturing building only	14,695,177	144,958	2.5	1.0	20,458,282	98.6	Manufacturing building only	14,695,177	98,054	3.2	.7	20,458,282	98.6			
Residential building only	8,299,652	123,778	2.2	3.8	10,842,448	66.2	Residential building only	8,299,652	7,617	.2	.2	10,842,448	66.2			
Highway	7,246,617	2,238,073	30.1	30.9	19,483,360	89.5	Highway	7,246,617	640,289	20.0	8.8	19,483,360	89.5			
Bridge and culvert	3,303,271	499,198	8.7	15.1	9,676,652	94.2	Bridge and culvert	3,303,271	1,218,240	39.9	36.9	9,676,652	94.2			
Grading	367,887	114,792	2.0	31.2	1,369,553	100.0	Grading	367,887	19,103	.6	5.2	1,369,553	100.0			
Street paving	2,547,929	425,653	7.4	16.7	7,302,140	93.8	Street paving	2,547,929	75,046	2.5	3.0	7,302,140	93.8			
Sewer, gas, water, conduit	2,538,078	276,993	4.8	10.9	6,950,171	96.7	Sewer, gas, water, conduit	2,538,078	548,556	17.9	21.6	6,950,171	96.7			
Waterworks	315,110	44,689	.8	14.2	852,337	97.1	Waterworks	315,110	19,556	.6	6.2	852,337	97.1			
Dredging, river, harbor, etc.	451,611	6,670	.1	1.5	1,752,773	98.8	Dredging, river, harbor, etc.	451,611	47,401	1.6	7.8	2,166,325	98.1			
Railroad	606,081	36,122	.6	6.0	2,166,325	98.1	Railroad	606,081	1,200	(9)	3.0	141,265	97.2			
Foundation	40,082	10,920	.2	27.3	141,265	97.2	Foundation	40,082	1,200	(9)	3.0	141,265	97.2			
Central station, light and power plant	7,144,937	169,997	3.0	2.4	16,364,556	90.4	Central station, light and power plant	7,144,937	49,281	1.6	.7	16,364,556	90.4			
Refuse disposal plant	18,352	3,836	.1	20.9	120,000	100.0	Refuse disposal plant	18,352	471	(9)	2.6	120,000	100.0			
Subcontractors	\$33,873,016	481,695	8.4	1.4	\$7,307,734	97.5	Subcontractors	\$33,873,016	47,016	1.6	.1	\$7,307,734	97.5			
Carpentering and wood flooring	785,657	1,275	(9)	.2	1,708,156	96.8	Concreting	815,202	25,258	.8	3.1	2,220,963	99.0			
Concreting	815,202	288,427	6.0	35.4	2,220,963	99.0	Masonry	727,169	7,332	.2	1.0	2,110,685	95.0			
Masonry	727,169	428	(9)	(9)	\$21,932,376	97.2	Plastering and lathing	197,040	968	(9)	.5	654,945	86.8			
Heating and plumbing	\$11,468,188	428	(9)	(9)	\$21,932,376	97.2	Marble and tiling	996,824	300	(9)	(9)	2,593,568	96.3			
Plumbing	4,789,074	118	(9)	(9)	9,559,376	97.9	Sewer, gas, water, conduit	41,593	284	(9)	.7	102,197	100.0			
Plumbing and heating combined	740,477	310	(9)	(9)	1,450,859	99.5	Dam and reservoir	31,800	2,300	.1	7.2	71,000	100.0			
Masonry	727,169	105,800	1.8	14.5	2,110,685	95.0	Dredging, river, harbor, etc.	132,269	220	(9)	.2	442,500	100.0			
Plastering and lathing	197,040	9,740	.2	4.9	654,945	86.8	Metal work, n. e. s.	1,825,490	11,254	.4	.6	3,183,941	92.9			

See footnotes at end of table.

TABLE 10.—COMPARISON OF COST OF DESIGNATED MATERIALS FURNISHED AND USED BY REPORTING ESTABLISHMENTS DURING 1929, WITH COST OF MATERIALS AND VALUE OF CONSTRUCTION BUSINESS—Continued

KIND OF MATERIAL AND CLASSIFICATION OF ESTABLISHMENTS	COST OF DESIGNATED MATERIAL					Value of construction business	Indicated per cent of all business done by own force ¹	KIND OF MATERIAL AND CLASSIFICATION OF ESTABLISHMENTS	COST OF DESIGNATED MATERIAL					Value of construction business	Indicated per cent of all business done by own force ¹	
	Cost of all materials distributed by kind	Amount	Per cent of—		Total cost				Cost of all distributed materials	Amount	Per cent of—		Total cost			Cost of all distributed materials
			Total cost	Cost of all distributed materials							Total cost	Cost of all distributed materials				
NEW JERSEY—Continued							NEW JERSEY—Continued									
<i>Lumber, rough and finished</i>							<i>Paints, varnishes, glass—Continued</i>									
All classes.....	\$90,695,082	\$5,888,777	100.0	6.5	\$218,614,749	80.5	General contractors—Contd.									
General contractors ²	\$56,822,066	5,214,566	88.6	9.2	\$151,307,015	73.8	Highway.....	\$7,246,617	\$834	0.1	(3)	\$10,485,360	89.5			
Building.....	32,094,398	4,407,770	74.9	13.7	84,908,227	62.2	Bridge and culvert.....	3,303,271	804	0.1	(3)	9,670,652	94.2			
Building not specialized ²	13,866,113	2,914,430	49.5	21.0	52,679,829	57.4	Street paving.....	2,547,929	309	(3)	(3)	7,302,140	93.8			
Commercial building only.....	233,456	58,749	1.0	25.2	927,668	14.9	Sewer, gas, water, conduit.....	2,538,078	5,060	(3)	4	6,950,171	96.7			
Manufacturing building only.....	14,695,177	127,314	2.2	9	20,458,282	98.6	Waterworks.....	315,110	100	(3)	(3)	852,327	97.1			
Residential building only.....	3,299,652	1,307,277	22.2	39.6	10,842,448	66.2	Railroad.....	606,081	1,351	0.1	2	2,166,325	98.1			
Highway.....	7,246,617	73,239	1.2	1.0	19,483,360	89.5	Central station, light and power plant.....	7,144,937	31,660	2.6	4	10,364,556	90.4			
Bridge and culvert.....	3,303,271	49,799	0.8	1.5	9,676,652	94.2	Subcontractors.....	\$33,873,016	\$13,274	66.5	2.4	\$67,307,734	97.5			
Grading.....	367,887	7,884	1.1	2.1	1,369,543	100.0	Carpentering and wood flooring.....	785,657	10,392	8	1.3	1,708,156	96.8			
Street paving.....	2,547,929	35,584	0.6	1.4	7,302,140	93.8	Concreting.....	815,202	348	(3)	(3)	2,220,963	99.0			
Sewer, gas, water, conduit.....	2,538,078	175,300	3.0	6.9	6,950,171	96.7	Heating and plumbing.....	2,700,820	20	(3)	(3)	6,044,131	99.2			
Waterworks.....	315,110	50,693	9	16.1	852,327	97.1	Electrical.....	11,458,188	1,025	(3)	(3)	\$21,932,876	97.2			
Dredging, river, harbor, etc.....	451,611	120,972	2.1	26.8	1,752,773	98.8	Heating and plumbing.....	4,789,074	525	(3)	(3)	9,659,376	97.9			
Railroad.....	606,081	179,124	3.0	29.6	2,166,325	98.1	Plumbing.....	740,477	500	(3)	1	1,456,359	99.5			
Central station, light and power plant.....	7,144,937	106,688	1.8	1.5	16,364,556	90.4	Plumbing and heating combined.....	547,327	540,805	44.7	99.9	1,913,044	99.4			
Refuse disposal plant.....	18,352	7,513	0.1	40.9	120,000	100.0	Painting and decorating.....	217,940	202,940	16.0	93.1	481,320	97.5			
Subcontractors.....	\$33,873,016	\$74,211	11.4	2.0	\$67,307,734	97.5	Glass and glazing.....	107,040	150	(3)	1	654,945	86.8			
Carpentering and wood flooring.....	785,657	520,384	8.8	66.2	1,708,156	96.8	Plastering and lathing.....	1,884,490	7,065	7	4	4,581,852	98.4			
Concreting.....	815,202	99,586	1.7	12.2	2,220,963	99.0	Roofing and sheet metal work.....	682,005	2,280	2	3	1,759,686	98.6			
Heating and plumbing.....	\$11,458,188	2,781	(3)	(3)	\$21,932,876	97.2	Roofing.....	837,135	5,685	5	7	1,934,807	98.2			
Plumbing.....	4,789,074	2,431	(3)	1	9,559,376	97.9	Sheet-metal work.....	8,350,259	40,877	3.3	5	12,587,767	98.8			
Plumbing and heating combined.....	740,477	300	(3)	(3)	1,456,359	99.5	Steel erection.....	85,032	100	(3)	1	1,200,233	95.1			
Masonry.....	727,169	0,210	1	9	2,119,685	95.0	Excavating.....	41,593	250	(3)	6	102,197	100.0			
Plastering and lathing.....	197,040	48	(3)	9	654,945	86.8	Sewer, gas, water, conduit.....	1,825,490	521	(3)	(3)	3,183,941	92.9			
Roofing and sheet-metal work.....	\$1,884,490	50	(3)	(3)	\$4,581,852	98.4	Metal work, n. e. s.....	67,071	1,881	2	2.8	265,147	100.0			
Roofing and sheet metal combined.....	365,350	50	(3)	(3)	887,459	98.3	Roofing and sheet metal									
Marble and tiling.....	996,824	502	(3)	1	2,593,698	96.3	All classes.....	90,695,082	2,162,627	100.0	2.4	218,614,749	80.5			
Excavating.....	88,932	1,600	(3)	1.8	1,290,233	95.1	General contractors ²	\$56,822,066	\$97,270	14.2	5	\$151,307,015	73.8			
Street paving.....	14,432	1,250	(3)	8.7	32,864	100.0	Building.....	32,094,398	204,951	13.6	9	84,908,227	62.2			
Sewer, gas, water, conduit.....	41,593	2,208	(3)	5.5	102,197	100.0	Building not specialized ²	13,866,113	132,589	6.1	1.0	52,679,829	57.4			
Dredging, river, harbor, etc.....	132,269	33,634	6	25.4	442,500	100.0	Commercial building only.....	233,456	5,325	2	2.3	927,668	14.9			
Metal work, n. e. s.....	1,825,490	5,048	1	3	3,183,941	92.9	Manufacturing building only.....	14,695,177	102,545	4.7	7	20,458,282	98.6			
							Residential building only.....	3,299,652	54,492	2.5	1.7	10,842,448	66.2			
							Street paving.....	2,547,929	45	(3)	(3)	7,302,140	93.8			
							Sewer, gas, water, conduit.....	2,538,078	4,250	2	2	6,950,171	96.7			
							Dredging, river, harbor, etc.....	451,611	34	(3)	(3)	1,752,773	98.8			
							Central station, light and power plant.....	7,144,937	7,000	4	1	10,364,556	90.4			
							Subcontractors.....	\$33,873,016	\$1,855,351	85.8	5.5	\$67,307,734	97.5			
							Carpentering and wood flooring.....	785,657	4,401	2	0	1,708,156	96.8			
							Concreting.....	815,202	185	(3)	(3)	2,220,963	99.0			
							Heating and plumbing.....	\$11,458,188	133,341	6.2	1.2	\$21,932,876	97.2			
							Heating and piping.....	5,910,940	21,195	1.0	4	10,884,267	95.5			
							Plumbing.....	4,789,074	80,631	3.7	1.7	9,559,376	97.9			
							Plumbing and heating combined.....	740,477	31,515	1.5	4.3	1,456,359	99.5			
							Roofing and sheet-metal work.....	1,884,490	1,713,793	79.2	90.9	4,581,852	98.4			
							Roofing.....	682,005	590,431	27.3	86.6	1,759,686	98.6			
							Sheet-metal work.....	837,135	765,104	35.4	91.4	1,934,807	98.2			
							Roofing and sheet metal combined.....	365,350	358,258	16.0	98.1	887,459	98.3			
							Steel erection.....	8,350,259	2,664	1	(3)	12,587,767	98.8			
							Sewer, gas, water, conduit.....	41,593	300	(3)	7	102,197	100.0			
							Metal work, n. e. s.....	1,825,490	667	(3)	(3)	3,183,941	92.9			
							Heating and ventilating equipment³									
							All classes.....	90,695,082	9,618,500	100.0	10.0	218,614,749	80.5			
							General contractors ²	\$56,822,066	2,938,052	30.5	5.2	\$151,307,015	73.8			
							Building.....	32,094,398	2,841,124	29.5	8.9	84,908,227	62.2			
							Building not specialized ²	13,866,113	411,702	4.3	3.0	52,679,829	67.4			
							Commercial building only.....	233,456	1,400	(3)	0	927,668	14.9			
							Manufacturing building only.....	14,695,177	2,355,017	24.5	16.0	20,458,282	98.6			
							Residential building only.....	3,299,652	72,105	7	2.2	10,842,448	66.2			
							Highway.....	7,246,617	390	(3)	(3)	19,483,360	89.5			
							Central station, light and power plant.....	7,144,937	96,538	1.0	1.4	10,364,556	90.4			

See footnotes at end of table.

CONSTRUCTION—NEW JERSEY

TABLE 10.—COMPARISON OF COST OF DESIGNATED MATERIALS FURNISHED AND USED BY REPORTING ESTABLISHMENTS DURING 1929, WITH COST OF MATERIALS AND VALUE OF CONSTRUCTION BUSINESS—Continued

KIND OF MATERIAL AND CLASSIFICATION OF ESTABLISHMENTS	Cost of all materials distributed by kind	COST OF DESIGNATED MATERIAL		Value of construction business	Indicated per cent of all business done by own force ¹	KIND OF MATERIAL AND CLASSIFICATION OF ESTABLISHMENTS	Cost of all materials distributed by kind	COST OF DESIGNATED MATERIAL		Value of construction business	Indicated per cent of all business done by own force ¹		
		Amount	Per cent of—					Amount	Per cent of—				
			Total cost						Cost of all distributed materials			Total cost	Cost of all distributed materials
NEW JERSEY—Continued						NEW JERSEY—Continued							
<i>Heating and ventilating equipment—Continued</i>						<i>Elevators, dumb-waiters, and equipment</i>							
Subcontractors.....	\$33,873,016	\$6,380,448	69.5	19.7	\$67,307,734	97.5	All classes.....	\$90,695,082	\$2,195,232	100.0	2.4	\$218,614,749	80.5
Heating and plumbing.....	11,458,188	6,667,180	69.2	58.1	21,932,876	97.2	General contractors.....	\$56,165,018	4,732	.2	(5)	149,309,116	75.5
Heating and piping.....	5,010,940	5,120,620	53.2	86.6	10,884,267	95.5	Building.....	\$31,437,350	4,732	.2	(5)	82,910,328	64.3
Pipe covering.....	17,697	17,697	2	100.0	32,874	98.3	Building not specialized.....	13,209,065	1,757	.1	(5)	50,681,930	60.4
Plumbing.....	4,780,074	1,215,803	12.6	25.4	9,559,376	97.9	Residential building only.....	3,299,652	2,975	.1	.1	10,842,448	66.2
Plumbing and heating combined.....	740,477	303,051	3.2	40.9	1,456,359	99.5	Subcontractors.....	\$33,873,016	2,190,500	99.8	6.5	67,307,734	97.5
Plastering and lathing.....	197,040	645	(5)	.3	654,945	86.8	Carpentering and wood flooring.....	785,657	325	(5)	(5)	1,708,156	96.8
Roofing and sheet-metal work.....	1,884,496	20,623	.2	1.1	4,581,852	98.4	Elevator construction.....	2,189,675	675	99.7	100.0	2,962,062	100.0
Roofing.....	682,005	1,642	(5)	.2	1,759,586	98.6	Heating and plumbing.....	\$11,458,188	500	(5)	(5)	21,932,876	97.2
Sheet-metal work.....	837,135	17,981	.2	2.1	1,934,807	98.2	Plumbing.....	4,780,074				9,559,376	97.9
Roofing and sheet metal combined.....	865,356	1,000	(5)	.3	837,459	98.3	<i>Pipe: Cast-iron, sheet and tube steel, etc.</i>						
Flooring, n. e. s.....	67,071	2,000	(5)	3.0	265,147	100.0	All classes.....	\$90,695,082	4,676,026	100.0	5.2	\$218,614,749	80.5
<i>Plumbing and gas fitting equipment⁶</i>						<i>General contractors</i>							
All classes.....	90,695,082	7,323,408	100.0	8.1	218,614,749	80.5	General contractors.....	\$56,165,018	4,429,773	94.7	7.9	149,309,116	75.5
General contractors ²	\$6,822,006	2,845,738	38.9	5.0	151,307,015	73.8	Building.....	\$31,437,350	3,746,827	80.1	11.9	82,910,328	64.3
Building.....	32,094,398	2,773,705	37.9	8.6	84,908,227	62.2	Building not specialized.....	13,209,065	118,535	2.5	.9	50,681,930	60.4
Building not specialized ²	13,866,113	95,150	1.3	.7	52,679,820	57.4	Manufacturing building only.....	14,695,177	3,626,280	77.6	24.7	20,458,282	98.6
Commercial building only.....	233,456	1,448	(5)	.6	927,668	14.9	Residential building only.....	3,299,652	2,012	(5)	.1	10,842,448	66.2
Manufacturing building only.....	14,695,177	2,500,004	35.0	17.5	20,458,282	98.6	Highway.....	7,246,617	119,892	2.6	1.7	19,483,360	89.5
Residential building only.....	3,299,652	111,103	1.5	3.4	10,842,448	66.2	Bridge and culvert.....	3,303,271	3,000	.1	.1	9,676,652	94.2
Highway.....	7,246,617	7,564	.1	.1	19,483,360	89.5	Grading.....	3,367,837	9,721	.2	2.6	1,369,553	100.0
Sewer, gas, water, conduit.....	2,538,078	27,344	.4	1.1	6,950,171	93.7	Street paving.....	2,547,929	22,512	.5	.9	7,302,140	93.8
Waterworks.....	315,110	26,900	.4	8.5	852,337	97.1	Sewer, gas, water, conduit.....	2,538,078	375,551	8.0	14.8	6,950,171	96.7
Central station, light and power plant.....	7,144,937	10,255	.1	.1	16,364,556	90.4	Waterworks.....	315,110	66,081	1.4	21.0	852,337	97.1
Subcontractors.....	\$33,873,016	4,477,040	61.1	13.2	67,307,734	97.5	Dredging, river, harbor, etc.....	451,611	22,000	.5	4.9	1,752,773	98.8
Carpentering and wood flooring.....	785,657	47,447	.6	6.0	1,708,156	96.8	Railroad.....	608,081	5,212	.1	.9	2,166,325	98.1
Heating and plumbing.....	3,209,652	4,417,867	60.3	38.6	21,932,876	97.2	Central station, light and power plant.....	7,144,937	56,977	1.2	.8	16,364,556	90.4
Heating and piping.....	5,010,940	628,364	8.0	10.6	10,884,267	95.5	Refuse disposal plant.....	18,352	2,000	(5)	10.9	120,000	100.0
Plumbing.....	4,780,074	3,408,683	46.5	71.2	9,559,376	97.9	Subcontractors.....	\$33,873,016	246,253	5.3	.7	67,307,734	97.5
Plumbing and heating combined.....	740,477	380,320	5.2	51.4	1,456,359	99.5	Carpentering and wood flooring.....	785,657	249	(5)	(5)	1,708,156	96.8
Metal work, n. e. s.....	1,825,490	12,826	.2	.7	3,183,941	92.9	Concrete.....	815,202	734	(5)	.1	2,220,963	99.0
<i>Electrical appliances and supplies</i>						<i>Electrical</i>							
All classes.....	90,695,082	4,151,560	100.0	4.6	218,614,749	80.5	Concrete.....	2,700,820	10,000	.2	.4	6,044,131	99.2
General contractors ²	\$6,822,006	1,386,747	33.4	2.4	151,307,015	73.8	Electrical.....	\$11,458,188	173,784	3.7	1.5	21,932,876	97.2
Building.....	32,094,398	600,591	14.7	1.9	84,908,227	62.2	Heating and plumbing.....	5,910,940	113,026	2.4	1.9	10,884,267	95.5
Building not specialized ²	13,866,113	42,812	1.0	.3	52,679,820	57.4	Heating and piping.....	4,780,074	40,464	.9	.8	9,559,376	97.9
Commercial building only.....	233,456	568	(5)	.2	927,668	14.9	Plumbing and heating combined.....	740,477	19,394	.4	2.6	1,456,359	99.5
Manufacturing building only.....	14,695,177	533,470	12.8	3.6	20,458,282	98.6	Excavating.....	88,932	1,340	(5)	1.5	1,290,233	95.1
Residential building only.....	3,299,652	32,761	.8	1.0	10,842,448	66.2	Sewer, gas, water, conduit.....	41,593	9,000	.2	21.6	102,197	100.0
Bridge and culvert.....	3,303,271	10,725	.3	.3	9,676,652	94.2	Dam and reservoir.....	31,800	3,200	.1	10.1	71,000	100.0
Sewer, gas, water, conduit.....	2,538,078	17,000	.4	.7	6,950,171	96.7	Dredging, river, harbor, etc.....	132,269	2,295	(5)	1.7	442,500	100.0
Waterworks.....	315,110	7,000	.2	2.2	852,337	97.1	Metal work, n. e. s.....	1,825,490	45,651	1.0	2.5	3,183,941	92.9
Railroad.....	608,081	426	(5)	.1	2,166,325	98.1	<i>Bituminous paving materials, tar, asphalt and oil</i>						
Central station, light and power plant.....	7,144,937	727,292	17.5	10.2	16,364,556	90.4	All classes.....	\$90,695,082	1,213,724	100.0	1.3	\$218,614,749	80.5
Miscellaneous, n. e. s.....	147,713	14,713	.4	10.0	219,656	100.0	General contractors.....	\$56,165,018	1,156,062	95.2	2.1	149,309,116	75.5
Subcontractors.....	\$33,873,016	2,764,813	66.6	8.2	67,307,734	97.5	Building.....	\$31,437,350	20,357	1.7	.1	82,910,328	64.3
Carpentering and wood flooring.....	785,657	363	(5)	(5)	1,708,156	96.8	Building not specialized.....	13,209,065	19,394	1.6	.1	50,681,930	60.4
Concrete.....	815,202	6	(5)	.0	2,220,963	99.0	Commercial building only.....	233,456	500	(5)	.2	927,668	14.9
Electrical.....	2,700,820	2,690,800	94.8	99.6	6,044,131	99.2	Manufacturing building only.....	14,695,177	221	(5)	(5)	20,458,282	98.6
Heating and plumbing.....	\$11,458,188	33,799	.8	.3	21,932,876	97.2	Residential building only.....	3,299,652	242	(5)	(5)	10,842,448	66.2
Heating and piping.....	5,910,940	15,539	.4	.3	10,884,267	95.5	Highway.....	7,246,617	713,640	58.8	0.8	19,483,360	89.5
Plumbing.....	4,780,074	18,260	.4	.4	9,559,376	97.9	Bridge and culvert.....	3,303,271	6,340	.5	.2	9,676,652	94.2
Roofing and sheet-metal work.....	1,884,496	37,900	.9	2.0	4,581,852	98.4	Grading.....	3,367,837	17,100	1.4	4.6	1,369,553	100.0
Roofing.....	682,005	7,900	.2	1.2	1,759,586	98.6	Street paving.....	2,547,929	367,872	30.3	14.4	7,302,140	93.8
Sheet-metal work.....	837,135	30,000	.7	3.6	1,934,807	98.2	Sewer, gas, water, conduit.....	2,538,078	26,780	2.2	1.1	6,950,171	96.7
Excavating.....	88,932	25	(5)	(5)	1,290,233	95.1	Railroad.....	606,081	2,900	.2	.5	2,166,325	98.1
Metal work, n. e. s.....	1,825,490	1,920	(5)	.1	3,183,941	92.9	Central station, light and power plant.....	7,144,937	1,073	.1	(5)	16,364,556	90.4
<i>See footnotes at end of table.</i>						<i>Subcontractors.....</i>							
						\$33,873,016							
						57,662							
						4,589							
						1,000							
						1,000							

CONSTRUCTION—NEW JERSEY

TABLE 10.—COMPARISON OF COST OF DESIGNATED MATERIALS FURNISHED AND USED BY REPORTING ESTABLISHMENTS DURING 1929, WITH COST OF MATERIALS AND VALUE OF CONSTRUCTION BUSINESS—Continued

KIND OF MATERIAL AND CLASSIFICATION OF ESTABLISHMENTS	COST OF DESIGNATED MATERIAL					Value of construction business	Indicated per cent of all business done by own force ¹	KIND OF MATERIAL AND CLASSIFICATION OF ESTABLISHMENTS	COST OF DESIGNATED MATERIAL					
	Cost of all materials distributed by kind	Amount	Per cent of—		Value of construction business				Cost of all materials distributed by kind	Amount	Per cent of—		Value of construction business	Indicated per cent of all business done by own force ¹
			Total cost	Cost of all distributed materials							Total cost	Cost of all distributed materials		
NEW JERSEY—Continued							CAMDEN—Continued							
<i>Bituminous paving materials, tar, asphalt and oil—Continued</i>							<i>Brick (face, common, fire, paving, etc.)—Continued</i>							
Subcontractors—Continued.	\$727,169	\$107	(⁴)	(⁵)	\$2,119,683	95.0	Subcontractors.....	\$385,028	\$1,199	6.0	0.3	\$873,378	99.9	
Plastering and lathing.....	197,040	20	(⁴)	(⁵)	654,945	86.8	Concreting.....	41,266	194	1.0	.5	105,000	100.0	
Roofing and sheet-metal work.....	1,884,496	40,460	3.8	2.5	4,681,852	98.4	Heating and plumbing.....	113,268	1,005	5.0	.8	203,002	100.0	
Roofing.....	682,005	44,782	3.7	6.6	1,759,686	98.6	Heating and piping.....	92,407	1,005	5.0	1.1	161,608	100.0	
Roofing and sheet metal combined.....	365,350	1,678	.1	.5	887,459	98.3	<i>Riprap, rubble, etc.²</i>							
Excavating.....	83,982	5,166	.4	5.8	1,290,233	95.1	All classes.....	1,344,807	114,119	100.0	8.5	3,126,383	89.7	
Street paving.....	14,432	320	(⁵)	2.2	32,864	100.0	General contractors.....	959,779	114,119	100.0	11.0	2,253,005	86.8	
<i>Metal products, n. e. s. (including metal furniture)</i>							<i>Cement³</i>							
All classes.....	700,695,082	3,879,343	100.0	4.3	218,614,749	80.5	All classes.....	1,344,807	215,948	100.0	16.1	3,126,383	89.7	
General contractors.....	50,165,018	2,004,300	54.0	3.7	149,309,110	75.5	General contractors.....	959,779	201,689	93.4	21.0	2,253,005	86.8	
Building.....	31,437,350	2,081,675	53.7	6.6	82,910,328	64.3	Building.....	113,366	8,745	4.0	7.7	287,518	66.9	
Building not specialized.....	13,209,065	0,945	.2	.1	50,681,930	60.4	Building not specialized.....	83,353	5,895	2.7	7.1	175,763	61.6	
Manufacturing building only.....	14,695,177	2,073,525	53.4	14.1	20,458,282	98.6	Commercial building only.....	30,013	2,850	1.9	9.5	111,755	64.3	
Residential building only.....	3,209,652	1,205	(⁵)	(⁵)	10,842,448	66.2	Highway.....	406,274	141,255	65.4	34.8	1,027,144	100.0	
Highway.....	7,240,617	2,887	.1	(⁵)	19,483,360	89.5	Sewer, gas, water, conduit.....	221,950	40,000	18.5	18.0	509,618	82.7	
Waterworks.....	315,110	8,529	.2	2.7	852,337	97.1	Waterworks.....	117,070	11,089	5.4	10.0	267,592	88.4	
Railroad.....	605,081	1,209	(⁵)	.2	2,169,325	98.1	Subcontractors.....	385,028	14,259	6.0	3.7	873,378	99.9	
Subcontractors.....	33,873,016	1,785,543	46.0	5.3	67,307,734	97.5	Concreting.....	41,266	14,259	6.0	34.0	105,000	100.0	
Heating and plumbing.....	11,458,188	1,037	(⁵)	(⁵)	21,932,376	97.2	<i>Reinforcing steel</i>							
Heating and piping.....	5,910,940	1,037	(⁵)	(⁵)	10,884,267	95.5	All classes.....	1,344,807	79,960	100.0	5.9	3,126,383	89.7	
Glass and glazing.....	217,940	15,000	.4	6.9	481,320	97.6	General contractors.....	959,779	77,803	97.3	8.1	2,253,005	86.8	
Steel erection.....	8,350,259	14,856	.4	.2	12,687,767	98.8	Building.....	113,366	118	.1	.1	287,518	66.9	
Marble and tiling.....	996,824	40,332	1.0	4.0	2,593,568	96.3	Building not specialized.....	83,353	5,895	2.7	7.1	175,763	61.6	
Dredging, river, harbor, etc.	132,269	3,037	.1	2.3	442,500	100.0	Commercial building only.....	30,013	118	.1	.4	111,755	64.3	
Metal work, n. e. s.....	1,825,490	1,711,281	44.1	93.7	3,183,941	92.9	Highway.....	406,274	51,230	64.1	12.6	1,027,144	100.0	
<i>Machinery</i>							<i>Lumber, rough and finished</i>							
All classes.....	90,695,082	3,579,309	100.0	3.9	218,614,749	80.5	All classes.....	1,344,807	86,701	100.0	6.4	3,126,383	89.7	
General contractors.....	50,165,018	3,567,487	99.7	6.4	149,309,110	75.5	General contractors.....	959,779	83,988	96.8	8.7	2,253,005	86.8	
Building.....	31,437,350	330,210	9.2	1.1	82,910,328	64.3	Building.....	113,366	26,031	30.0	23.0	287,518	66.9	
Building not specialized.....	13,209,065	17,145	.5	.1	50,681,930	60.4	Building not specialized.....	83,353	19,123	22.1	22.9	175,763	61.6	
Manufacturing building only.....	14,695,177	313,065	8.7	2.1	20,458,282	98.0	Commercial building only.....	30,013	6,908	8.0	23.0	111,755	64.3	
Waterworks.....	315,110	20,585	.6	6.5	852,337	97.1	Highway.....	406,274	2,709	3.1	.7	1,027,144	100.0	
Central station, light and power plant.....	7,144,987	3,216,692	89.9	45.0	16,364,550	90.4	Sewer, gas, water, conduit.....	221,950	22,700	28.4	10.2	509,618	82.7	
Subcontractors.....	33,873,016	11,822	.3	(⁵)	67,307,734	97.5	Waterworks.....	117,070	3,755	4.7	3.2	267,592	88.4	
Steel erection.....	8,350,259	11,822	.3	.1	12,587,767	98.8	Subcontractors.....	385,028	2,157	2.7	.6	873,378	99.9	
CAMDEN							<i>Millwork</i>							
<i>Sand, gravel, stone, slag, cinders, etc.⁴</i>							<i>All classes.....</i>							
All classes.....	1,344,807	189,858	100.0	14.1	3,126,383	89.7	All classes.....	1,344,807	13,960	100.0	1.4	3,126,383	89.7	
General contractors.....	959,779	175,333	92.3	18.3	2,253,005	86.8	General contractors.....	959,779	18,560	97.9	1.9	2,253,005	86.8	
Building.....	113,366	6,046	3.5	5.9	287,518	66.9	Building.....	113,366	16,060	84.7	14.2	287,518	66.9	
Building not specialized.....	83,353	4,237	2.3	5.1	175,763	61.6	Building not specialized.....	83,353	11,390	60.1	13.7	175,763	61.6	
Commercial building only.....	30,013	2,359	1.2	7.9	111,755	64.3	Commercial building only.....	30,013	4,670	24.6	15.0	111,755	64.3	
Highway.....	406,274	128,640	57.8	31.7	1,027,144	100.0	Sewer, gas, water, conduit.....	221,950	2,500	13.2	1.1	509,618	82.7	
Sewer, gas, water, conduit.....	221,950	28,000	14.7	12.6	509,618	82.7	Waterworks.....	117,070	12,047	6.3	10.3	267,592	88.4	
Waterworks.....	117,070	12,047	6.3	10.3	267,592	88.4	Subcontractors.....	385,028	14,525	7.7	3.8	873,378	99.9	
Subcontractors.....	385,028	14,525	7.7	3.8	873,378	99.9	Concreting.....	41,266	13,358	7.0	32.4	105,000	100.0	
Concreting.....	41,266	13,358	7.0	32.4	105,000	100.0	Grading.....	1,167	1,167	.6	100.0	105,660	100.0	
Grading.....	1,167	1,167	.6	100.0	105,660	100.0	<i>Brick (face, common, fire, paving, etc.)</i>							
<i>Brick (face, common, fire, paving, etc.)</i>							<i>All classes.....</i>							
All classes.....	1,344,807	20,098	100.0	1.5	3,126,383	89.7	All classes.....	1,344,807	65,826	100.0	4.9	3,126,383	89.7	
General contractors.....	959,779	18,899	94.0	2.0	2,253,005	86.8	General contractors.....	959,779	6,050	9.2	.6	2,253,005	86.8	
Building.....	113,366	7,190	35.8	6.3	287,518	66.9	Building.....	113,366	1,800	2.7	1.6	287,518	66.9	
Building not specialized.....	83,353	4,530	22.6	5.4	175,763	61.6	Building not specialized.....	83,353	1,800	2.7	2.2	175,763	61.6	
Commercial building only.....	30,013	2,654	13.2	8.8	111,755	64.3	Sewer, gas, water, conduit.....	221,950	4,250	6.5	1.9	509,618	82.7	
Highway.....	406,274	634	3.2	.2	1,027,144	100.0	Subcontractors.....	385,028	59,776	90.8	15.5	873,378	99.9	
Sewer, gas, water, conduit.....	221,950	8,000	39.8	3.6	509,618	82.7	Roofing and sheet-metal work.....	70,919	59,776	90.8	84.3	219,873	100.0	
Waterworks.....	117,070	3,075	15.3	2.6	267,592	88.4	Sheet-metal work.....	70,919	59,776	90.8	84.3	219,873	100.0	

See footnotes at end of table.

CONSTRUCTION—NEW JERSEY

TABLE 10.—COMPARISON OF COST OF DESIGNATED MATERIALS FURNISHED AND USED BY REPORTING ESTABLISHMENTS DURING 1929, WITH COST OF MATERIALS AND VALUE OF CONSTRUCTION BUSINESS—Continued

KIND OF MATERIAL AND CLASSIFICATION OF ESTABLISHMENTS	COST OF DESIGNATED MATERIAL					Value of construction business	Indicated per cent of all business done by own force ¹	KIND OF MATERIAL AND CLASSIFICATION OF ESTABLISHMENTS	COST OF DESIGNATED MATERIAL					Value of construction business	Indicated per cent of all business done by own force ¹		
	Cost of all materials distributed by kind	Amount	Percent of—		Total cost				Cost of all distributed materials	Cost of all materials distributed by kind	Amount	Percent of—				Total cost	Cost of all distributed materials
			Total cost	Cost of all distributed materials								Total cost	Cost of all distributed materials				
CAMDEN—Continued							ELIZABETH										
<i>Heating and ventilating equipment</i>							<i>Sand, gravel, stone, slag, cinders, etc.</i>										
All classes.....	\$1,344,807	\$84,722	100.0	6.3	\$3,126,383	80.7	All classes.....	\$2,560,670	\$83,788	100.0	3.3	\$5,500,748	81.1				
General contractors.....	\$ 959,779	1,500	1.8	.2	2,253,005	86.8	General contractors ²	1,624,520	67,342	80.4	4.1	3,371,277	77.6				
Building.....	113,366	1,500	1.8	1.3	287,518	66.9	Building.....	1,560,195	57,400	68.5	3.7	3,081,354	74.8				
Building not specialized..	83,353	1,500	1.8	1.8	175,763	61.6	Building not specialized ³ ..	1,352,604	36,055	43.0	2.7	2,590,129	77.6				
Commercial building only							Commercial building only.....	36,100	3,800	4.5	10.5	133,413	78.9				
Subcontractors.....	\$ 385,028	83,222	98.2	21.6	873,378	99.9	Residential building only.....	171,491	17,845	20.9	10.2	351,812	62.7				
Heating and plumbing.....	118,268	75,722	89.4	64.0	203,002	100.0	Sewer, gas, water, conduit.....	15,322	2,553	3.0	16.7	49,590	100.0				
Heating and piping.....	92,407	67,722	79.9	73.3	161,603	100.0	Dredging, river, harbor, etc.	49,009	7,889	8.8	15.1	240,333	94.6				
Plumbing.....	25,861	8,000	9.4	30.9	41,369	100.0	Subcontractors.....	\$ 936,144	16,446	19.0	1.8	2,129,471	90.1				
Roofing and sheet-metal work	70,919	7,500	8.9	10.6	219,873	100.0	Masonry.....	9,700	3,000	3.6	30.9	34,000	100.0				
Sheet-metal work.....	70,919	7,500	8.9	10.6	219,873	100.0	Excavating.....	9,466	7,646	9.0	79.7	52,214	100.0				
<i>Plumbing and gas fitting equipment</i>							<i>Brick (face, common, fire, paving, etc.)</i>										
All classes.....	1,344,807	20,509	100.0	1.5	3,126,383	89.7	All classes.....	2,560,670	37,696	100.0	1.5	5,500,748	81.1				
General contractors.....	\$ 959,779	2,648	12.9	.3	2,253,005	86.8	General contractors.....	\$ 1,617,793	34,246	61.1	2.1	3,345,054	77.8				
Building.....	113,366	2,648	12.9	2.3	287,518	66.9	Building.....	1,553,462	34,246	61.1	2.2	3,055,131	74.8				
Building not specialized..	83,353	2,500	12.2	3.0	175,763	61.6	Building not specialized ³ ..	1,345,871	28,531	75.9	2.1	2,569,906	77.6				
Commercial building only	30,013	148	.7	.5	111,755	64.3	Commercial building only.....	36,100	1,200	3.2	3.3	133,413	78.9				
Subcontractors.....	\$ 385,028	17,861	87.1	4.6	873,378	99.9	Residential building only.....	171,491	4,615	12.0	2.6	351,812	62.7				
Heating and plumbing.....	118,268	17,861	87.1	15.1	203,002	100.0	Subcontractors.....	\$ 936,144	3,350	8.9	.4	2,129,471	90.1				
Plumbing.....	25,861	17,861	87.1	69.1	41,369	100.0	Masonry.....	9,700	3,000	8.0	30.9	34,000	100.0				
<i>Electrical appliances and supplies⁴</i>							<i>Cement</i>										
All classes.....	1,344,807	154,935	100.0	11.5	3,126,383	89.7	All classes.....	2,560,670	51,407	100.0	2.0	5,500,748	81.1				
General contractors.....	\$ 959,779	608	.4	.1	2,253,005	86.8	General contractors.....	1,617,793	44,300	86.2	2.7	3,345,054	77.8				
Building.....	113,366	608	.4	.5	287,518	66.9	Building.....	1,553,462	35,171	68.4	2.3	3,055,131	74.8				
Building not specialized..	83,353	600	.4	.7	175,763	61.6	Building not specialized ³ ..	1,345,871	30,565	59.5	2.3	2,569,906	77.6				
Commercial building only	30,013	8	(⁵)	(⁵)	111,755	64.3	Commercial building only.....	36,100	500	1.0	1.4	133,413	78.9				
Subcontractors.....	\$ 385,028	154,327	99.0	40.1	873,378	99.9	Residential building only.....	171,491	4,106	8.0	2.4	351,812	62.7				
Electrical.....	153,408	153,388	99.0	100.0	239,943	99.6	Sewer, gas, water, conduit.....	15,322	2,553	5.0	16.7	49,590	100.0				
Heating and plumbing.....	118,268	939	.6	.8	203,002	100.0	Dredging, river, harbor, etc.	49,009	6,776	12.8	13.4	240,333	94.6				
Heating and piping.....	92,407	939	.6	1.0	161,603	100.0	Subcontractors.....	\$ 936,144	7,107	13.8	.8	2,129,471	90.1				
<i>Pipe: Drain tile, vitrified, concrete, segment tile, corrugated</i>							<i>Structural steel⁵</i>										
All classes.....	1,344,807	45,711	100.0	3.4	3,126,383	89.7	All classes.....	2,560,670	495,412	100.0	19.3	5,500,748	81.1				
General contractors.....	\$ 959,779	45,711	100.0	4.8	2,253,005	86.8	General contractors.....	\$ 1,617,793	313,442	63.2	19.4	3,345,054	77.8				
Highway.....	406,274	25,711	66.2	6.3	1,027,144	100.0	Building.....	1,553,462	306,034	61.8	19.7	3,055,131	74.8				
Sewer, gas, water, conduit..	221,950	20,000	43.8	0.0	509,618	82.7	Building not specialized ³ ..	1,345,871	305,983	61.8	22.7	2,569,906	77.6				
<i>Pipe: Cast-iron, sheet, and tube steel, etc.</i>							<i>Metal doors, windows, and trim</i>										
All classes.....	1,344,807	57,885	100.0	4.3	3,126,383	89.7	All classes.....	2,560,670	42,057	100.0	1.6	5,500,748	81.1				
General contractors.....	\$ 959,779	36,181	62.5	3.8	2,253,005	86.8	General contractors.....	\$ 1,617,793	10,739	25.5	.7	3,345,054	77.8				
Sewer, gas, water, conduit..	221,950	12,000	20.7	5.4	509,618	82.7	Building.....	1,553,462	8,159	19.4	.5	3,055,131	74.8				
Waterworks.....	117,070	24,181	41.8	20.7	267,592	88.4	Building not specialized ³ ..	1,345,871	2,384	5.7	.2	2,569,906	77.6				
Subcontractors.....	\$ 385,028	21,704	37.5	5.6	873,378	99.9	Residential building only.....	171,491	5,775	13.7	3.4	351,812	62.7				
Heating and plumbing.....	118,268	21,704	37.5	13.4	203,002	100.0	Dredging, river, harbor, etc.	49,009	2,580	6.1	5.3	240,333	94.6				
Heating and piping.....	92,407	21,704	37.5	23.5	161,603	100.0	Subcontractors.....	\$ 936,144	31,318	74.5	3.3	2,129,471	90.1				
<i>Bituminous paving materials, tar, asphalt, and oil</i>							<i>Ornamental metal work</i>										
All classes.....	1,344,807	20,933	100.0	1.6	3,126,383	89.7	All classes.....	2,560,670	83,000	100.0	3.2	5,500,748	81.1				
General contractors.....	\$ 959,779	20,933	100.0	2.2	2,253,005	86.8	General contractors.....	\$ 1,617,793	1,000	1.2	.1	3,345,054	77.8				
Highway.....	406,274	12,933	61.8	3.2	1,027,144	100.0	Building.....	1,553,462	1,000	1.2	.1	3,055,131	74.8				
Sewer, gas, water, conduit..	221,950	8,000	38.2	3.6	609,618	82.7	Commercial building only.....	36,100	1,000	1.2	2.8	133,413	78.9				
<i>Machinery</i>							<i>Ornamental metal work</i>										
All classes.....	1,344,807	20,585	100.0	1.5	3,126,383	89.7	All classes.....	2,560,670	83,000	100.0	3.2	5,500,748	81.1				
General contractors.....	\$ 959,779	20,585	100.0	2.1	2,253,005	86.8	General contractors.....	\$ 1,617,793	1,000	1.2	.1	3,345,054	77.8				
Waterworks.....	117,070	20,585	100.0	17.6	267,592	88.4	Building.....	1,553,462	1,000	1.2	.1	3,055,131	74.8				
<i>See footnotes at end of table.</i>							<i>Commercial building only.....</i>										
							36,100										
							Subcontractors.....										
							\$ 936,144										
							Steel erection.....										
							191,599										
							Ornamental ironwork.....										
							90,000										

See footnotes at end of table.

TABLE 10.—COMPARISON OF COST OF DESIGNATED MATERIALS FURNISHED AND USED BY REPORTING ESTABLISHMENTS DURING 1929, WITH COST OF MATERIALS AND VALUE OF CONSTRUCTION BUSINESS—Continued

KIND OF MATERIAL AND CLASSIFICATION OF ESTABLISHMENTS	Cost of all materials distributed by kind	COST OF DESIGNATED MATERIAL		Value of construction business	Indicated per cent of all business done by own force ¹	KIND OF MATERIAL AND CLASSIFICATION OF ESTABLISHMENTS	Cost of all materials distributed by kind	COST OF DESIGNATED MATERIAL		Value of construction business	Indicated per cent of all business done by own force ¹		
		Amount	Per cent of—					Amount	Per cent of—				
			Total cost						Cost of all distributed materials			Total cost	Cost of all distributed materials
ELIZABETH—Continued						ELIZABETH—Continued							
<i>Lumber, rough and finished</i>						<i>Electrical appliances and supplies</i>							
All classes.....	\$2,560,670	\$601,245	100.0	23.5	\$5,500,748	81.1	\$2,560,670	\$80,857	100.0	3.2	\$5,500,748	81.1	
General contractors.....	\$1,024,526	451,760	75.1	27.8	\$3,371,277	77.6	General contractors.....	\$1,617,793	9,111	11.3	0.6	\$3,345,054	77.8
Building.....	1,500,105	440,071	73.3	28.2	3,051,354	74.8	Building.....	1,553,462	9,111	11.3	0.6	3,055,131	74.8
Building not specialized.....	1,352,004	358,591	59.6	26.5	2,560,120	77.0	Building not specialized.....	1,345,871	5,611	6.9	0.4	2,569,906	77.0
Commercial building only.....	36,100	10,100	1.7	28.5	133,413	78.9	Commercial building only.....	36,100	550	1.5	1.5	133,413	78.9
Residential building only.....	171,491	17,080	12.0	42.0	351,812	62.7	Residential building only.....	171,491	2,950	3.0	1.7	351,812	62.7
Dredging, river, harbor, etc.....	49,009	11,089	1.8	22.6	240,333	94.6	Subcontractors.....	\$936,144	71,740	88.7	7.7	\$2,129,471	90.1
Subcontractors.....	\$936,144	149,485	24.9	16.0	\$2,129,471	100.0	Electrical.....	71,050	71,050	87.9	100.0	178,034	100.0
Carpentering and wood flooring.....	189,147	143,061	23.0	76.0	283,764	100.0	Metal work, n. e. s.....	95,920	696	0.9	0.7	482,519	52.8
Metal work, n. e. s.....	95,920	5,824	1.0	6.1	482,510	62.8	<i>Pipe—Cast-iron, sheet, and tube steel, etc.</i>						
<i>Paints, varnishes and glass²</i>						<i>All classes.....</i>							
All classes.....	\$2,560,670	242,735	100.0	9.5	\$5,500,748	81.1	General contractors.....	\$1,617,793	48,004	61.7	3.0	\$3,345,054	77.8
General contractors.....	\$1,617,793	174,013	71.7	10.8	\$3,345,054	77.8	Building.....	1,553,462	48,004	61.7	3.1	\$3,055,131	74.8
Building.....	1,553,462	174,013	71.7	11.2	3,055,131	74.8	Building not specialized.....	1,345,871	48,004	61.7	3.0	2,569,906	77.0
Building not specialized.....	1,345,871	107,613	69.1	12.5	2,560,900	77.0	Subcontractors.....	\$936,144	29,707	38.3	3.2	\$2,129,471	90.1
Commercial building only.....	36,100	800	0.3	2.2	133,413	78.9	Metal work, n. e. s.....	95,920	29,797	38.3	31.1	482,519	52.8
Residential building only.....	171,491	5,600	2.3	3.3	351,812	62.7	JERSEY CITY						
Subcontractors.....	\$936,144	68,722	28.3	7.3	\$2,129,471	100.0	<i>Sand, gravel, stone, slag, cinders, etc.</i>						
Painting and decorating.....	19,701	19,701	8.1	100.0	120,223	100.0	All classes.....	17,960,055	313,389	100.0	1.7	\$30,617,871	84.0
Glass and glazing.....	63,500	48,500	20.0	76.4	116,106	98.3	General contractors.....	\$15,823,461	303,039	96.7	1.9	\$25,520,149	84.4
Metal work, n. e. s.....	95,920	521	0.2	0.5	482,519	52.8	Building.....	15,176,907	203,745	95.0	1.3	23,085,529	84.8
<i>Roofing and sheet metal</i>						<i>Manufacturing building only.....</i>							
All classes.....	\$2,560,670	75,198	100.0	2.9	\$5,500,748	81.1	Bridge and culvert.....	14,575,013	150,922	48.2	1.0	19,796,882	100.0
General contractors.....	\$1,617,793	17,001	23.4	1.1	\$3,345,054	77.8	Street paving.....	11,900	3,517	1.1	29.6	675,271	21.2
Building.....	1,553,462	17,567	23.4	1.1	3,055,131	74.8	Railroad.....	242,738	89,887	28.7	37.0	632,819	93.1
Building not specialized.....	1,345,871	15,035	20.0	1.1	2,560,900	77.0	Excavating.....	273,776	5,800	2.1	2.2	808,188	100.0
Commercial building only.....	36,100	1,250	1.7	3.5	133,413	78.9	Subcontractors.....	\$2,136,594	10,850	3.3	0.5	\$5,091,722	93.8
Residential building only.....	171,491	1,282	1.7	0.7	351,812	62.7	Concreteing.....	15,147	4,324	1.4	28.5	94,281	97.3
Dredging, river, harbor, etc.....	49,000	34	(6)	0.1	240,333	94.6	Heating and plumbing.....	\$700,771	40	(5)	(5)	1,075,480	80.4
Subcontractors.....	\$936,144	57,507	76.0	6.2	\$2,129,471	100.0	Plumbing.....	399,051	40	(5)	(5)	899,237	97.1
Heating and plumbing.....	\$130,855	221	3	0.2	\$237,100	100.0	Plastering and lathing.....	60,350	2,100	0.7	3.5	263,647	70.0
Plumbing.....	119,126	221	3	0.2	200,075	100.0	Marble and tiling.....	133,328	880	0.1	0.8	337,373	97.6
Roofing and sheet-metal work.....	50,206	56,709	75.4	95.8	155,836	97.4	Excavating.....	39,500	3,500	1.1	9.6	176,000	62.7
Roofing.....	25,798	23,296	31.0	90.3	69,657	94.3	<i>Brick (face, common, fire, paving, etc.)</i>						
Sheet-metal work.....	33,413	33,413	44.4	100.0	86,179	100.0	All classes.....	\$17,960,055	688,460	100.0	3.8	\$30,617,871	84.0
Metal work, n. e. s.....	95,920	687	0.9	0.7	482,519	52.8	General contractors.....	\$15,823,461	688,460	100.0	4.4	\$25,520,149	84.4
<i>Heating and ventilating equipment³</i>						<i>Building.....</i>							
All classes.....	\$2,560,670	301,798	100.0	11.8	\$5,500,748	81.1	Building not specialized.....	15,176,907	657,092	95.4	4.3	23,085,529	84.8
General contractors.....	\$1,617,793	265,915	88.1	16.4	\$3,345,054	77.8	Manufacturing building only.....	601,894	145,311	21.1	24.1	3,288,647	49.7
Building.....	1,553,462	265,915	88.1	17.1	3,055,131	74.8	Bridge and culvert.....	14,575,013	511,781	74.3	3.5	19,796,882	100.0
Building not specialized.....	1,345,871	248,315	82.9	18.4	2,560,900	77.6	Street paving.....	11,900	4,067	0.7	39.2	675,271	21.2
Commercial building only.....	36,100	1,400	0.5	3.9	133,413	78.9	Railroad.....	242,738	25,421	3.7	10.5	632,819	93.1
Residential building only.....	171,491	16,200	5.4	9.4	351,812	62.7	Excavating.....	273,776	1,280	0.2	0.5	808,188	100.0
Subcontractors.....	\$936,144	35,883	11.9	3.8	\$2,129,471	100.0	<i>Cement</i>						
Heating and plumbing.....	\$130,855	35,883	11.9	26.2	\$237,100	100.0	All classes.....	17,960,055	195,417	100.0	1.1	\$30,617,871	84.0
Heating and piping.....	17,729	17,729	5.9	100.0	28,124	100.0	General contractors.....	\$15,823,461	189,761	95.6	1.2	\$25,520,149	84.4
Plumbing.....	119,126	18,154	6.0	15.2	200,075	100.0	Building.....	15,176,907	159,867	81.8	1.1	23,085,529	84.8
<i>Plumbing and gas fitting equipment</i>						<i>Building not specialized.....</i>							
All classes.....	\$2,560,670	109,083	100.0	6.6	\$5,500,748	81.1	Manufacturing building only.....	601,894	37,129	6.0	6.2	3,288,647	49.7
General contractors.....	\$1,617,793	11,541	6.8	0.7	\$3,345,054	77.8	Bridge and culvert.....	14,575,013	122,738	62.8	0.8	19,796,882	100.0
Building.....	1,553,462	11,541	6.8	0.7	3,055,131	74.8	Street paving.....	11,900	1,984	1.0	16.7	675,271	21.2
Building not specialized.....	1,345,871	4,841	2.8	0.4	2,560,900	77.0	Railroad.....	242,738	22,270	11.4	9.2	632,819	93.1
Commercial building only.....	36,100	1,300	0.8	3.6	133,413	78.9	Excavating.....	273,776	2,640	1.4	1.0	808,188	100.0
Residential building only.....	171,491	5,400	3.2	3.1	351,812	62.7	Subcontractors.....	\$2,136,594	8,656	4.4	0.4	\$5,091,722	93.8
Subcontractors.....	\$936,144	158,442	93.2	16.9	\$2,129,471	100.0	Concreteing.....	15,147	5,650	2.8	30.6	94,281	97.3
Carpentering and wood flooring.....	189,147	45,086	26.5	23.8	283,764	100.0	Heating and plumbing.....	\$700,771	68	(5)	(5)	1,075,480	80.4
Heating and plumbing.....	\$130,855	100,580	59.1	73.5	\$237,100	100.0	Plumbing.....	399,051	68	(5)	(5)	899,237	97.1
Plumbing.....	119,126	100,580	59.1	84.4	200,075	100.0	Marble and tiling.....	133,328	1,038	0.5	0.8	337,373	97.6
Metal work, n. e. s.....	95,920	12,826	7.5	13.4	482,519	52.8	Excavating.....	39,500	2,000	1.0	5.5	176,000	62.7
<i>Structural steel</i>						<i>All classes.....</i>							
All classes.....	\$2,560,670	1,204,497	100.0	6.7	\$30,617,871	84.0	General contractors.....	\$15,823,461	976,476	81.1	6.2	\$25,520,149	84.4
General contractors.....	\$15,823,461	976,476	81.1	6.4	\$23,085,529	84.8	Building.....	15,176,907	976,476	81.1	6.4	23,085,529	84.8
Building.....	15,176,907	976,476	81.1	6.4	23,085,529	84.8	Building not specialized.....	601,894	12,800	1.1	2.1	3,288,647	49.7
Building not specialized.....	13,458,711	12,800	1.1	2.1	2,569,906	77.0	Manufacturing building only.....	14,575,013	968,670	80.0	6.6	19,796,882	100.0
Commercial building only.....	36,100	1,300	0.8	3.6	133,413	78.9							
Residential building only.....	171,491	5,400	3.2	3.1	351,812	62.7							
Subcontractors.....	\$936,144	158,442	93.2	16.9	\$2,129,471	100.0							
Carpentering and wood flooring.....	189,147	45,086	26.5	23.8	283,764	100.0							
Heating and plumbing.....	\$130,855	100,580	59.1	73.5	\$237,100	100.0							
Plumbing.....	119,126	100,580	59.1	84.4	200,075	100.0							
Metal work, n. e. s.....	95,920	12,826	7.5	13.4	482,519	52.8							

See footnotes at end of table.

TABLE 10.—COMPARISON OF COST OF DESIGNATED MATERIALS FURNISHED AND USED BY REPORTING ESTABLISHMENTS DURING 1929, WITH COST OF MATERIALS AND VALUE OF CONSTRUCTION BUSINESS—Continued

KIND OF MATERIAL AND CLASSIFICATION OF ESTABLISHMENTS	Cost of all materials distributed by kind	COST OF DESIGNATED MATERIAL				Value of construction business	Indicated per cent of all business done by own force ¹	KIND OF MATERIAL AND CLASSIFICATION OF ESTABLISHMENTS	Cost of all materials distributed by kind	COST OF DESIGNATED MATERIAL				Value of construction business	Indicated per cent of all business done by own force ¹					
		Amount	Per cent of—		Amount					Total cost	Per cent of—	Amount	Per cent of—							
			Total cost	Cost of all distributed materials									Total cost			Cost of all distributed materials				
JERSEY CITY—Continued							JERSEY CITY—Continued													
<i>Structural steel—Contd.</i>							<i>Heating and ventilating equipment²</i>													
Subcontractors.....	\$2,136,594	\$228,021	18.9	10.7	\$5,091,722	93.3	All classes.....	\$17,960,055	\$2,764,620	100.0	15.3	\$30,617,871	84.9							
Heating and plumbing.....	760,771	850	.1	.1	1,675,480	89.4	General contractors.....	15,823,461	2,357,648	85.0	14.9	25,520,140	84.4							
Plumbing.....	399,051	850	.1	.2	890,237	97.1	Building.....	15,176,907	2,357,648	85.0	15.5	23,085,520	84.8							
Steel erection.....	212,027	197,171	16.4	93.0	651,210	100.0	Building not specialized.....	601,894	2,100	.1	.3	3,288,047	40.7							
Ornamental ironwork.....	114,558	30,000	2.6	20.2	210,615	88.2	Manufacturing building only.....	14,575,013	2,355,548	85.5	10.2	19,796,882	100.0							
<i>Cast iron, miscellaneous</i>							<i>Subcontractors.....</i>													
All classes.....	17,960,055	534,678	100.0	3.0	30,617,871	84.0	Heating and plumbing.....	2,136,594	396,978	14.4	18.0	5,091,722	93.3							
General contractors.....	15,823,461	534,598	100.0	3.4	25,520,149	84.4	Heating and plumbing.....	760,771	890,978	14.4	52.2	1,675,480	89.4							
Building.....	15,176,907	534,598	100.0	3.5	23,085,520	84.8	Plumbing.....	399,051	330,449	12.2	93.0	770,252	79.1							
Building not specialized.....	601,894	534,598	100.0	3.7	10,790,882	100.0	Plumbing.....	399,051	60,529	2.2	15.2	890,237	97.1							
Manufacturing building only.....	14,575,013	534,598	100.0	3.7	10,790,882	100.0	<i>Plumbing and gas-fitting equipment²</i>													
Subcontractors.....	2,136,594	80	(5)	(5)	5,091,722	93.3	All classes.....	17,960,055	2,925,452	100.0	10.3	30,617,871	84.0							
Heating and plumbing.....	760,771	80	(5)	(5)	1,675,480	89.4	General contractors.....	15,823,461	2,566,089	87.7	10.2	25,520,140	84.4							
Plumbing.....	399,051	80	(5)	(5)	890,237	97.1	Building.....	15,176,907	2,566,089	87.7	10.9	23,085,520	84.8							
<i>Lumber, rough and finished</i>							<i>Building not specialized.....</i>													
All classes.....	17,960,055	347,829	100.0	1.9	30,617,871	84.0	601,894	85	(5)	(5)	3,288,047	40.7								
General contractors.....	15,823,461	317,686	91.3	2.0	25,520,149	84.4	Manufacturing building only.....	14,575,013	2,566,004	87.7	17.0	19,796,882	100.0							
Building.....	15,176,907	205,716	50.1	1.4	23,085,520	84.8	Subcontractors.....	2,136,594	350,368	12.3	16.8	5,091,722	93.3							
Building not specialized.....	601,894	112,091	32.6	18.8	3,288,047	49.7	Heating and plumbing.....	760,771	350,363	12.3	47.2	1,675,480	89.4							
Manufacturing building only.....	14,575,013	92,725	20.7	.6	10,790,882	100.0	Heating and plumbing.....	399,051	23,654	.8	6.5	770,252	79.1							
Bridge and culvert.....	11,900	602	.1	4.2	675,271	21.2	Plumbing.....	399,051	336,700	11.5	84.1	890,237	97.1							
Street paving.....	242,738	3,468	1.0	1.4	632,810	93.1	<i>Electrical appliances and supplies</i>													
Railroad.....	273,776	108,000	31.0	39.4	808,188	100.0	All classes.....	17,960,055	779,501	100.0	4.3	30,617,871	84.0							
Subcontractors.....	2,136,594	30,143	8.7	1.4	5,091,722	93.3	General contractors.....	15,823,461	651,610	83.0	4.1	25,520,140	84.4							
Carpantering and wood-flooring.....	49,945	28,107	8.1	50.4	90,630	100.0	Building.....	15,176,907	533,470	68.4	3.5	23,085,520	84.8							
Concreting.....	15,147	1,846	(5)	12.2	94,281	97.3	Manufacturing building only.....	14,575,013	533,470	68.4	3.7	19,796,882	100.0							
Heating and plumbing.....	760,771	130	(5)	(5)	1,675,480	89.4	Central station, light and power plant.....	118,140	118,140	15.2	100.0	324,342	100.0							
Plumbing.....	399,051	130	(5)	(5)	890,237	97.1	Subcontractors.....	2,136,594	127,891	16.4	6.0	5,091,722	93.3							
<i>Composition board</i>							<i>Electrical.....</i>													
All classes.....	17,960,055	421,698	100.0	2.3	30,617,871	84.0	127,891	16.4	100.0	262,018	100.0									
General contractors.....	15,823,461	421,698	100.0	2.7	25,520,149	84.4	<i>Pipe: Cast-iron, sheet and tube steel, etc.²</i>													
Building.....	15,176,907	421,698	100.0	2.8	23,085,520	84.8	All classes.....	17,960,055	3,644,530	100.0	20.3	30,617,871	84.9							
Building not specialized.....	601,894	7,784	1.8	1.3	3,288,047	49.7	General contractors.....	15,823,461	3,644,580	100.0	23.0	25,520,140	84.4							
Manufacturing building only.....	14,575,013	413,882	98.1	2.8	10,796,882	100.0	Building.....	15,176,907	3,026,280	99.5	23.9	23,085,520	84.8							
Subcontractors.....	2,136,594	32	(5)	(5)	5,091,722	93.3	Manufacturing building only.....	14,575,013	3,026,280	99.5	24.9	19,796,882	100.0							
Concreting.....	15,147	32	(5)	.2	94,281	97.3	Street paving.....	242,738	18,250	.5	7.5	632,810	93.1							
<i>Paints, varnishes, and glass</i>							<i>Machinery</i>													
All classes.....	17,960,055	435,882	100.0	2.4	30,617,871	84.0	All classes.....	17,960,055	313,065	100.0	1.7	30,617,871	84.9							
General contractors.....	15,823,461	13,826	3.2	.1	25,520,140	84.4	General contractors.....	15,823,461	313,065	100.0	2.0	25,520,140	84.4							
Building.....	15,176,907	13,722	3.1	.1	23,085,520	84.8	Building.....	15,176,907	313,065	100.0	2.1	23,085,520	84.8							
Building not specialized.....	601,894	4,935	1.1	.8	3,288,047	49.7	Manufacturing building only.....	14,575,013	313,065	100.0	2.1	19,796,882	100.0							
Manufacturing building only.....	14,575,013	9,087	2.1	.1	10,796,882	100.0	<i>Metal products, n.e.s. (including metal furniture)²</i>													
Bridge and culvert.....	11,900	104	(5)	.9	675,271	21.2	All classes.....	17,960,055	2,083,413	100.0	11.6	30,617,871	84.9							
Subcontractors.....	2,136,594	422,056	96.8	19.8	5,091,722	93.3	General contractors.....	15,823,461	2,073,557	99.3	13.1	25,520,140	84.4							
Heating and plumbing.....	760,771	35	(5)	(5)	1,675,480	89.4	Building.....	15,176,907	2,073,557	99.3	13.7	23,085,520	84.8							
Plumbing.....	399,051	35	(5)	(5)	890,237	97.1	Building not specialized.....	601,894	32	(5)	(5)	3,288,047	49.7							
Painting and decorating.....	292,419	292,397	97.1	100.0	568,022	100.0	Manufacturing building only.....	14,575,013	2,073,526	99.3	14.2	19,796,882	100.0							
Glass and glazing.....	129,624	129,624	29.7	100.0	314,461	96.7	Subcontractors.....	2,136,594	14,856	.7	.7	5,091,722	93.3							
<i>Roofing: and sheet metal</i>							<i>NEWARK</i>													
All classes.....	17,960,055	307,633	100.0	1.7	30,617,871	84.0	<i>Sand, gravel, stone, slag, cinders, etc.</i>													
General contractors.....	15,823,461	111,128	36.1	.7	25,520,140	84.4	All classes.....	22,969,804	965,444	100.0	4.2	55,478,085	76.4							
Building.....	15,176,907	111,128	36.1	.7	23,085,520	84.8	General contractors.....	11,198,889	805,901	83.5	7.2	32,814,563	65.6							
Building not specialized.....	601,894	8,653	2.8	1.4	3,288,047	49.7	Building.....	2,747,358	286,938	29.7	10.4	12,142,368	43.4							
Manufacturing building only.....	14,575,013	102,475	33.3	.7	10,796,882	100.0	Building not specialized.....	2,478,071	267,531	27.7	10.8	10,884,915	61.1							
Subcontractors.....	2,136,594	196,505	63.9	9.2	5,091,722	93.3	Commercial building only.....	29,053	7,535	.8	25.9	234,045	7.7							
Heating and plumbing.....	760,771	1,632	.5	.2	1,675,480	89.4	Residential building only.....	240,234	11,872	1.2	4.9	1,023,398	52.2							
Heating and plumbing.....	399,051	1,617	.5	.4	770,252	79.1	See footnotes at end of table.													
Plumbing.....	399,051	15	(5)	(5)	890,237	97.1														
Roofing and sheet-metal work.....	196,551	194,873	63.3	99.1	415,710	91.8														
Roofing.....	14,036	14,036	4.8	100.0	60,672	88.5														
Sheet-metal work.....	153,589	153,589	49.9	100.0	275,073	95.7														
Roofing and sheet metal combined.....	28,327	26,649	8.7	94.1	70,371	81.0														

CONSTRUCTION—NEW JERSEY

TABLE 10.—COMPARISON OF COST OF DESIGNATED MATERIALS FURNISHED AND USED BY REPORTING ESTABLISHMENTS DURING 1929, WITH COST OF MATERIALS AND VALUE OF CONSTRUCTION BUSINESS—Continued

KIND OF MATERIAL AND CLASSIFICATION OF ESTABLISHMENTS	Cost of all materials distributed by kind	COST OF DESIGNATED MATERIAL				Value of construction business	Indicated per cent of all business done by own force ¹	KIND OF MATERIAL AND CLASSIFICATION OF ESTABLISHMENTS	Cost of all materials distributed by kind	COST OF DESIGNATED MATERIAL				Value of construction business	Indicated per cent of all business done by own force ¹	
		Amount	Per cent of—		Amount					Total cost	Amount	Per cent of—				Amount
			Total cost	Cost of all distributed materials								Total cost	Cost of all distributed materials			
NEWARK—Continued							NEWARK—Continued									
<i>Sand, gravel, stone, slag, cinders, etc.—Contd.</i>							<i>Structural steel²</i>									
All classes.....							All classes.....									
General contractors.....							General contractors.....									
Highway.....							Building.....									
Street paving.....							Building not specialized.....									
Sewer, gas, water, conduit.....							Residential building only.....									
Railroad.....							Street paving.....									
Foundation.....							Sewer, gas, water, conduit.....									
Central station, light and power plant.....							Railroad.....									
Refuse disposal plant.....							Central station, light and power plant.....									
Subcontractors.....							Refuse disposal plant.....									
Concrete.....							Subcontractors.....									
Heating and plumbing.....							Concrete.....									
Plumbing.....							Steel erection.....									
Masonry.....							<i>Lumber, rough and finished</i>									
Plastering and lathing.....							All classes.....									
Marble and tiling.....							General contractors.....									
Excavating.....							Building.....									
Grading.....							Building not specialized.....									
Dredging, river, harbor, etc.....							Commercial building only.....									
							Residential building only.....									
							Street paving.....									
							Sewer, gas, water, conduit.....									
							Railroad.....									
							Central station, light and power plant.....									
							Refuse disposal plant.....									
							Subcontractors.....									
							Carpentering and wood-flooring.....									
							Concrete.....									
							Excavating.....									
							Dredging, river, harbor, etc.....									
							<i>Millwork</i>									
							All classes.....									
							General contractors.....									
							Building.....									
							Building not specialized.....									
							Commercial building only.....									
							Residential building only.....									
							Street paving.....									
							Sewer, gas, water, conduit.....									
							Railroad.....									
							Central station, light and power plant.....									
							Refuse disposal plant.....									
							Subcontractors.....									
							Carpentering and wood-flooring.....									
							<i>Heating and ventilating equipment³</i>									
							All classes.....									
							General contractors.....									
							Building.....									
							Building not specialized.....									
							Residential building only.....									
							Central station, light and power plant.....									
							Subcontractors.....									
							Heating and plumbing.....									
							Heating and piping.....									
							Plumbing.....									
							<i>Plumbing and gas fitting equipment</i>									
							All classes.....									
							General contractors.....									
							Building.....									
							Building not specialized.....									
							Residential building only.....									
							Central station, light and power plant.....									
							Subcontractors.....									
							Heating and plumbing.....									
							Heating and piping.....									
							Plumbing.....									

See footnotes at end of table.

TABLE 10.—COMPARISON OF COST OF DESIGNATED MATERIALS FURNISHED AND USED BY REPORTING ESTABLISHMENTS DURING 1929, WITH COST OF MATERIALS AND VALUE OF CONSTRUCTION BUSINESS—Continued

KIND OF MATERIAL AND CLASSIFICATION OF ESTABLISHMENTS	COST OF DESIGNATED MATERIAL					Value of construction business	Indicated per cent of all business done by own force ¹	KIND OF MATERIAL AND CLASSIFICATION OF ESTABLISHMENTS	COST OF DESIGNATED MATERIAL					
	Cost of all materials distributed by kind	Amount	Per cent of—		Total cost				Cost of all distributed materials	Amount	Per cent of—		Total cost	Cost of all distributed materials
			Total cost	Cost of all distributed materials							Total cost	Cost of all distributed materials		
NEWARK—Continued							PATERSON—Continued							
<i>Electrical appliances and supplies⁶</i>							<i>Structural steel⁶</i>							
All classes.....	\$22,969,804	\$1,690,587	100.0	7.4	\$55,478,635	76.4	All classes.....	\$4,276,537	\$1,242,901	100.0	20.1	\$12,769,282	77.6	
General contractors.....	³ 11,198,869	627,108	37.1	5.0	⁴ 32,814,553	65.6	General contractors.....	³ 2,480,072	186,550	15.0	7.5	⁴ 9,917,333	70.4	
Building.....	² 2,747,858	3,243	.2	.1	⁴ 12,142,358	43.4	Building.....	³ 1,758,441	186,550	15.0	10.6	⁴ 6,457,518	55.6	
Building not specialized.....	2,478,071	193	(⁵)	(⁵)	10,884,915	61.1	Building not specialized.....	1,721,606	184,204	14.8	10.7	6,246,340	55.2	
Residential building only.....	240,234	3,050	.2	1.3	1,023,398	52.2	Manufacturing building only.....	25,235	2,346	.2	9.3	164,900	73.9	
Central station, light and power plant.....	7,026,797	609,152	36.0	8.7	16,040,214	90.2	Subcontractors.....	³ 1,796,465	1,050,351	85.0	58.8	⁴ 2,851,949	98.6	
Miscellaneous, n. e. s.....	147,713	14,713	.9	10.0	219,666	100.0	Steel erection.....	1,056,351	1,050,351	85.0	100.0	1,317,555	100.0	
Subcontractors.....	³ 11,770,935	1,063,479	62.9	9.0	⁴ 22,664,082	98.1	<i>Reinforcing steel</i>							
Concreting.....	249,966	6	(⁵)	(⁵)	709,847	98.5	All classes.....	⁴ 4,276,537	158,985	100.0	3.7	¹⁰ 12,769,282	77.6	
Electrical.....	1,037,313	1,037,313	61.4	100.0	2,437,046	98.0	General contractors.....	³ 2,480,072	158,985	100.0	6.4	⁴ 9,917,333	70.4	
Heating and plumbing.....	³ 4,421,350	18,260	1.1	.4	⁴ 8,648,262	99.9	Building.....	³ 1,758,441	130,085	81.8	7.4	⁴ 6,457,518	55.6	
Plumbing.....	1,628,821	18,260	1.1	1.2	3,225,596	95.6	Building not specialized.....	1,721,606	129,287	81.3	7.5	6,246,340	55.2	
Roofing and sheet-metal work.....	³ 196,189	7,900	.5	4.0	⁴ 563,857	98.7	Manufacturing building only.....	25,235	798	.5	3.2	164,900	73.9	
Roofing.....	177,070	7,900	.5	4.5	479,841	98.3	Bridge and culvert.....	511,000	24,000	15.1	4.7	2,845,000	99.3	
<i>Elevators, dumb-waiters, and equipment⁶</i>							<i>Lumber, rough and finished</i>							
All classes.....	22,969,804	2,122,475	100.0	9.2	55,478,635	76.4	All classes.....	4,276,537	382,362	100.0	8.9	12,769,282	77.6	
General contractors.....	³ 11,198,869	2,800	.1	(⁵)	⁴ 32,814,553	65.6	General contractors.....	³ 2,480,072	292,562	76.5	11.8	⁴ 9,917,333	70.4	
Building.....	² 2,747,858	2,800	.1	.1	⁴ 12,142,358	43.4	Building.....	1,758,441	257,769	67.4	14.7	⁴ 6,457,518	55.6	
Residential building only.....	240,234	2,800	.1	1.2	1,023,398	52.2	Building not specialized.....	1,721,606	246,536	64.5	14.3	6,246,340	55.2	
Subcontractors.....	³ 11,770,935	2,119,676	99.9	18.0	⁴ 22,664,082	98.1	Manufacturing building only.....	25,235	2,148	.6	8.5	164,900	73.9	
Elevator construction.....	2,119,676	2,119,676	99.9	100.0	2,841,794	100.0	Residential building only.....	11,600	9,085	2.4	78.3	46,278	54.1	
<i>Machinery⁶</i>							<i>Millwork</i>							
All classes.....	22,969,804	3,223,514	100.0	14.1	55,478,635	76.4	All classes.....	4,276,537	121,449	100.0	2.8	12,769,282	77.6	
General contractors.....	11,198,869	3,216,092	99.6	28.7	32,814,553	65.6	General contractors.....	³ 2,480,072	110,849	91.3	4.5	⁴ 9,917,333	70.4	
Central station, light and power plant.....	7,026,797	3,216,692	99.6	45.8	16,040,214	90.2	Building.....	1,758,441	110,849	91.3	6.3	⁴ 6,457,518	55.6	
Subcontractors.....	11,770,935	11,822	.4	.1	22,664,082	98.1	Building not specialized.....	1,721,606	108,631	89.4	6.3	6,246,340	55.2	
Steel erection.....	3,006,134	11,822	.4	.4	4,545,197	98.8	Manufacturing building only.....	25,235	1,319	1.1	5.2	164,900	73.9	
<i>PATERSON</i>							<i>Hardware, rough and finished</i>							
<i>Sand, gravel, stone, slag, cinders, etc.⁶</i>							<i>Millwork</i>							
All classes.....	4,276,537	471,180	100.0	11.0	12,769,282	77.6	All classes.....	4,276,537	65,858	100.0	1.5	12,769,282	77.6	
General contractors.....	2,480,072	466,242	96.8	18.4	9,917,333	70.4	General contractors.....	³ 2,480,072	61,858	93.9	2.5	⁴ 9,917,333	70.4	
Building.....	³ 1,758,441	249,961	53.1	14.2	⁴ 6,457,518	55.6	Building.....	1,758,441	61,858	78.7	2.9	⁴ 6,457,518	55.6	
Building not specialized.....	1,721,606	244,469	51.9	14.2	6,246,340	55.2	Building not specialized.....	1,721,606	50,480	76.6	2.9	6,246,340	55.2	
Manufacturing building only.....	25,235	5,492	1.2	21.8	164,900	73.9	Manufacturing building only.....	25,235	566	.9	2.2	164,900	73.9	
Highway.....	143,772	115,192	24.4	80.1	332,929	90.4	Residential building only.....	11,600	812	1.2	7.0	46,278	54.1	
Bridge and culvert.....	511,000	74,000	15.7	14.5	2,843,000	99.3	Bridge and culvert.....	511,000	10,000	15.2	2.0	2,843,000	99.3	
Street paving.....	24,292	9,034	1.9	37.2	57,417	100.0	Subcontractors.....	³ 1,796,465	10,600	8.7	.0	⁴ 2,851,949	98.6	
Sewer, gas, water, conduit.....	42,567	8,055	1.7	18.9	226,469	100.0	Carpentering and wood flooring.....	124,300	89,800	23.5	72.2	388,169	100.0	
Subcontractors.....	³ 1,796,465	14,938	3.2	.8	⁴ 2,851,949	98.6	<i>Roofing and sheet metal</i>							
Roofing and sheet-metal work.....	³ 94,590	14,938	3.2	15.8	⁴ 232,156	97.8	All classes.....	4,276,537	82,557	100.0	1.9	12,769,282	77.6	
Roofing.....	59,753	14,938	3.2	25.0	144,455	96.5	General contractors.....	³ 2,480,072	1,200	1.5	(⁵)	⁴ 9,917,333	70.4	
<i>Brick (face, common, fire, paving, etc.)⁶</i>							<i>Roofing and sheet metal</i>							
All classes.....	⁹ 4,276,537	280,230	100.0	6.6	¹⁰ 12,769,282	77.6	Building.....	³ 1,758,441	1,200	1.5	.1	⁴ 6,457,518	55.6	
General contractors.....	³ 2,480,072	280,230	100.0	11.3	⁴ 9,917,333	70.4	Building not specialized.....	1,721,606	1,200	1.5	.1	6,246,340	55.2	
Building.....	³ 1,758,441	278,272	99.3	15.8	⁴ 6,457,518	55.6	Manufacturing building only.....	25,235	566	.9	2.2	164,900	73.9	
Building not specialized.....	1,721,606	274,200	97.9	15.9	6,246,340	55.2	Residential building only.....	11,600	812	1.2	7.0	46,278	54.1	
Manufacturing building only.....	25,235	4,012	1.4	15.9	164,900	73.9	Bridge and culvert.....	511,000	10,000	15.2	2.0	2,843,000	99.3	
Sewer, gas, water, conduit.....	42,567	1,958	.7	4.6	226,469	100.0	Subcontractors.....	³ 1,796,465	4,000	6.1	.2	⁴ 2,851,949	98.6	
<i>Cement⁶</i>							<i>Roofing and sheet metal</i>							
All classes.....	⁹ 4,276,537	643,511	100.0	15.0	¹⁰ 12,769,282	77.6	All classes.....	4,276,537	4,000	6.1	3.2	388,169	100.0	
General contractors.....	³ 2,480,072	643,511	100.0	25.9	⁴ 9,917,333	70.4	<i>Sheet-metal work</i>							
Building.....	³ 1,758,441	204,199	41.1	15.0	⁴ 6,457,518	55.6	General contractors.....	³ 2,480,072	1,200	1.5	(⁵)	⁴ 9,917,333	70.4	
Building not specialized.....	1,721,606	257,968	40.1	15.0	6,246,340	55.2	Building.....	³ 1,758,441	1,200	1.5	.1	⁴ 6,457,518	55.6	
Manufacturing building only.....	25,235	6,231	1.0	24.7	164,900	73.9	Building not specialized.....	1,721,606	1,200	1.5	.1	6,246,340	55.2	
Highway.....	143,772	12,000	1.9	8.3	332,929	90.4	Subcontractors.....	³ 1,796,465	81,357	98.5	4.5	⁴ 2,851,949	98.6	
Bridge and culvert.....	511,000	360,000	55.9	70.2	2,843,000	99.3	Heating and plumbing.....	288,339	1,705	2.1	.6	568,803	95.7	
Street paving.....	24,292	230	(⁵)	.9	57,417	100.0	Plumbing.....	255,517	1,000	1.2	.4	497,300	93.7	
Sewer, gas, water, conduit.....	42,567	7,082	1.1	16.6	226,469	100.0	Plumbing and heating combined.....	32,822	705	.9	2.1	71,503	100.0	

See footnotes at end of table.

TABLE 10.—COMPARISON OF COST OF DESIGNATED MATERIALS FURNISHED AND USED BY REPORTING ESTABLISHMENTS DURING 1929, WITH COST OF MATERIALS AND VALUE OF CONSTRUCTION BUSINESS—Continued

KIND OF MATERIAL AND CLASSIFICATION OF ESTABLISHMENTS	Cost of all materials distributed by kind	COST OF DESIGNATED MATERIAL				Value of construction business	Indicated per cent of all business done by own force ¹	KIND OF MATERIAL AND CLASSIFICATION OF ESTABLISHMENTS	Cost of all materials distributed by kind	COST OF DESIGNATED MATERIAL				Value of construction business	Indicated per cent of all business done by own force ¹				
		Amount	Per cent of—		Amount					Total cost	Cost of all distributed materials	Amount	Per cent of—			Amount	Total cost	Cost of all distributed materials	
			Total cost	Cost of all distributed materials									Total cost						Cost of all distributed materials
PATERSON—Continued							TRENTON—Continued												
<i>Heating and ventilating equipment</i>							<i>Cut stone, granite and marble</i>												
All classes.....	\$4,276,537	\$102,610	100.0	2.4	\$12,760,282	77.0	All classes.....	\$5,285,800	\$97,045	100.0	1.8	\$12,202,728	87.6						
General contractors.....	2,480,072	5,360	5.2	.2	4,017,333	70.4	General contractors.....	3,073,898	1,500	1.5	(⁵)	4,817,700	84.3						
Building.....	1,758,441	5,369	5.2	.2	4,457,518	55.6	Building.....	397,631	1,500	1.5	.4	1,065,375	60.1						
Building not specialized.....	1,721,000	5,000	4.9	.3	6,246,340	55.2	Building not specialized.....	397,631	1,500	1.5	.4	1,065,375	60.0						
Manufacturing building only.....	25,235	369	.4	1.5	164,000	73.9	Building not specialized.....	397,631	1,500	1.5	.4	1,065,375	60.0						
Subcontractors.....	1,706,465	97,241	94.8	5.4	2,851,049	98.6	Subcontractors.....	1,611,902	95,545	98.5	5.9	3,384,968	98.1						
Heating and plumbing.....	288,339	97,241	94.8	33.7	508,803	95.7	Concreting.....	69,767	24,054	24.8	34.5	192,596	100.0						
Plumbing.....	255,517	84,158	82.0	92.9	497,300	93.7	Stonework.....	60,009	60,009	61.8	100.0	136,118	100.0						
Plumbing and heating combined.....	32,822	13,083	12.8	39.9	71,503	100.0	Marble and tiling.....	34,878	4,045	5.1	14.2	68,784	98.7						
<i>Plumbing and gas fitting equipment</i>							<i>Cement</i>												
All classes.....	4,276,537	191,051	100.0	4.5	12,760,282	77.0	All classes.....	5,285,800	356,901	100.0	6.8	12,202,728	87.0						
General contractors.....	2,480,072	1,658	.9	.1	4,017,333	70.4	General contractors.....	3,073,898	339,010	95.0	9.2	4,817,700	84.3						
Building.....	1,758,441	1,658	.9	.1	4,457,518	55.6	Building.....	397,631	33,809	9.5	8.5	1,065,375	60.1						
Building not specialized.....	1,721,000	1,658	.9	.1	6,246,340	55.2	Building not specialized.....	397,631	33,809	9.5	8.5	1,065,375	60.0						
Subcontractors.....	1,706,465	180,393	99.1	10.5	2,851,049	98.6	Highway.....	556,866	210,512	59.0	37.8	1,138,424	90.8						
Heating and plumbing.....	288,339	180,393	99.1	65.7	508,803	95.7	Bridge and culvert.....	2,557,131	93,895	26.3	3.7	5,594,000	100.0						
Plumbing.....	255,517	170,359	89.2	66.7	497,300	93.7	Railroad.....	50,086	794	.2	1.6	180,628	86.7						
Plumbing and heating combined.....	32,822	19,034	10.0	58.0	71,503	100.0	Subcontractors.....	1,611,902	17,891	5.0	1.1	3,384,968	98.1						
<i>Electrical appliances and supplies</i>							<i>Structural steel⁶</i>												
All classes.....	4,276,537	232,020	100.0	5.4	12,760,282	77.0	All classes.....	5,285,800	1,616,447	100.0	30.6	12,202,728	87.6						
General contractors.....	2,480,072	9,135	3.9	.4	4,017,333	70.4	General contractors.....	3,073,898	932,437	57.7	25.4	4,817,700	84.3						
Building.....	1,758,441	135	.1	(⁵)	4,457,518	55.6	Building.....	397,631	14,004	.9	3.5	1,065,375	60.1						
Building not specialized.....	1,721,000	135	.1	(⁵)	6,246,340	55.2	Building not specialized.....	397,631	14,004	.9	3.5	1,065,375	60.0						
Bridge and culvert.....	511,000	9,000	3.9	1.8	2,843,000	99.3	Bridge and culvert.....	2,557,131	896,664	55.5	35.1	5,594,000	100.0						
Subcontractors.....	1,706,465	222,885	99.1	12.4	2,851,049	98.6	Railroad.....	50,086	21,709	1.3	43.3	180,628	86.7						
Electrical.....	232,885	222,885	99.1	95.7	345,266	100.0	Subcontractors.....	1,611,902	684,010	42.3	42.4	3,384,968	98.1						
TRENTON							<i>Reinforcing steel⁶</i>												
<i>Sand, gravel, stone, slag, cinders, etc.</i>							<i>Lumber, rough and finished</i>												
All classes.....	5,285,800	388,887	100.0	7.4	12,202,728	87.0	All classes.....	5,285,800	103,531	100.0	2.0	12,202,728	87.6						
General contractors.....	3,073,898	357,350	91.9	9.7	8,817,700	84.3	General contractors.....	3,073,898	93,863	90.2	2.5	4,817,700	84.3						
Building.....	307,631	34,557	8.9	8.7	1,665,375	60.1	Building.....	397,631	81,969	79.2	20.6	1,065,375	60.1						
Building not specialized.....	397,631	34,557	8.9	8.7	1,665,375	60.0	Building not specialized.....	397,631	81,969	79.2	20.6	1,065,375	60.0						
Highway.....	556,866	213,789	55.0	38.4	1,138,424	90.8	Bridge and culvert.....	2,557,131	2,500	2.4	.1	5,594,000	100.0						
Bridge and culvert.....	2,557,131	500	.1	(⁵)	5,594,000	100.0	Railroad.....	50,086	8,894	8.6	17.8	180,628	86.7						
Street paving.....	112,184	105,469	27.1	94.0	239,333	98.6	Subcontractors.....	1,611,902	10,168	9.8	.6	3,384,968	98.1						
Railroad.....	50,086	2,975	.8	5.9	180,628	86.7	Carpentering and wood flooring.....	19,774	8,000	7.7	40.5	115,125	89.6						
Subcontractors.....	1,611,902	31,537	8.1	2.0	3,384,968	98.1	Roofing and sheet-metal work.....	140,675	50	(⁵)	(⁵)	374,459	100.0						
Concreting.....	69,767	7,036	1.8	10.1	192,596	93.7	Roofing and sheet metal combined.....	85,118	270	.1	.3	168,419	100.0						
Roofing and sheet-metal work.....	140,675	350	.1	.2	374,459	100.0	Marble and tiling.....	34,878	411	1.1	1.2	68,784	98.7						
Roofing and sheet metal combined.....	85,118	350	.1	.4	168,419	100.0	Sewer, gas, water, conduit.....	24,692	0,510	1.8	26.4	51,897	100.0						
Marble and tiling.....	34,878	267	.1	.8	68,784	98.7	Flooring, n. e. s.....	67,071	22,212	5.7	33.1	265,147	100.0						
Excavating.....	162	162	(⁵)	100.0	70,497	98.7	<i>Brick (face, common, fire, paving, etc.)</i>												
Sewer, gas, water, conduit.....	24,692	1,510	.4	6.1	51,897	100.0	All classes.....	5,285,800	83,832	100.0	1.6	12,202,728	87.6						
Flooring, n. e. s.....	67,071	22,212	5.7	33.1	265,147	100.0	General contractors.....	3,073,898	81,905	97.7	2.2	4,817,700	84.3						
<i>Concrete and cinder block</i>							<i>General contractors.....</i>												
All classes.....	5,285,800	166,403	100.0	3.1	12,202,728	87.6	Building.....	397,631	81,905	97.7	20.6	1,065,375	60.1						
General contractors.....	3,073,898	166,403	100.0	4.5	8,817,700	84.3	Building not specialized.....	397,631	81,905	97.7	20.6	1,065,375	60.0						
Building.....	397,631	14,928	9.0	3.8	1,665,375	60.1	Subcontractors.....	1,611,902	1,927	2.3	.1	3,384,968	98.1						
Building not specialized.....	397,631	14,928	9.0	3.8	1,665,375	60.0	Concreting.....	69,767	1,417	1.7	2.0	192,596	100.0						
Bridge and culvert.....	2,557,131	151,475	91.0	5.0	5,594,000	100.0	Sewer, gas, water, conduit.....	24,692	510	.6	2.1	51,897	100.0						

See footnotes at end of table.

CONSTRUCTION—NEW JERSEY

TABLE 10.—COMPARISON OF COST OF DESIGNATED MATERIALS FURNISHED AND USED BY REPORTING ESTABLISHMENTS DURING 1929, WITH COST OF MATERIALS AND VALUE OF CONSTRUCTION BUSINESS—Continued

KIND OF MATERIAL AND CLASSIFICATION OF ESTABLISHMENTS	Cost of all materials distributed by kind	COST OF DESIGNATED MATERIAL				Value of construction business	Indicated per cent of all business done by own force ¹	KIND OF MATERIAL AND CLASSIFICATION OF ESTABLISHMENTS	Cost of all materials distributed by kind	COST OF DESIGNATED MATERIAL				Value of construction business	Indicated per cent of all business done by own force ¹				
		Amount	Per cent of—		Amount					Total cost	Cost of all distributed materials	Amount	Per cent of—			Amount	Total cost	Cost of all distributed materials	
			Total cost	Cost of all distributed materials									Total cost						Cost of all distributed materials
TRENTON—Continued							TRENTON—Continued												
<i>Roofing and sheet metal</i>							<i>Plumbing and gas-fitting equipment</i>												
All classes.....	\$5,285,800	\$134,823	100.0	2.6	\$12,202,728	87.6	All classes.....	\$5,285,800	\$132,779	100.0	2.5	\$12,202,728	87.6						
General contractors.....	³ 3,673,898	4,875	3.6	.1	⁴ 8,817,760	84.3	General contractors.....	³ 3,673,898	8,000	4.5	.2	⁴ 8,817,760	84.3						
Building.....	397,631	4,875	3.6	1.2	1,665,375	60.1	Building.....	397,631	8,000	4.5	1.5	1,665,375	60.1						
Building not specialized.....	397,631	4,875	3.6	1.2	1,665,375	60.0	Building not specialized.....	397,631	8,000	4.5	1.5	1,665,375	60.0						
Subcontractors.....	³ 1,611,902	129,948	96.4	8.1	⁴ 3,384,968	98.1	Subcontractors.....	³ 1,611,902	126,779	95.5	7.9	⁴ 3,384,968	98.1						
Roofing and sheet-metal work.....	149,675	129,648	96.2	86.6	374,469	100.0	Heating and plumbing.....	362,797	126,779	95.5	34.9	606,177	93.6						
Sheet-metal work.....	64,557	49,650	36.8	76.9	206,040	100.0	Heating and piping.....	345,497	118,779	87.9	33.8	680,177	92.9						
Roofing and sheet metal combined.....	85,118	79,998	59.3	94.0	168,419	100.0	Plumbing.....	17,300	10,000	7.5	57.8	26,000	100.0						
Sewer, gas, water, conduit.....	24,692	300	.2	1.2	51,397	100.0	<i>Wire cable, guards, and fencing</i>												
<i>Heating and ventilating equipment</i>							<i>Wire cable, guards, and fencing</i>												
All classes.....	5,285,800	217,253	100.0	4.1	12,202,728	87.6	All classes.....	³ 5,285,800	197,542	100.0	3.7	¹⁰ 12,202,728	87.6						
General contractors.....	³ 3,673,898	8,000	3.7	.2	⁴ 8,817,760	84.3	General contractors.....	³ 3,673,898	197,542	100.0	5.4	⁴ 8,817,760	84.3						
Building.....	397,631	8,000	3.7	2.0	1,665,375	60.1	Building.....	397,631	622	.3	.2	1,665,375	60.1						
Building not specialized.....	397,631	8,000	3.7	2.0	1,665,375	60.0	Building not specialized.....	397,631	622	.3	.2	1,665,375	60.0						
Subcontractors.....	³ 1,611,902	209,253	96.3	13.0	⁴ 3,384,968	98.1	Highway.....	559,860	8,457	4.3	1.5	1,138,424	90.3						
Heating and plumbing.....	362,797	206,253	94.9	59.9	606,177	93.6	Bridge and culvert.....	2,557,131	188,463	95.4	7.4	5,694,000	100.0						
Heating and piping.....	345,497	199,253	91.7	57.7	580,177	92.9													
Plumbing.....	17,300	7,000	3.2	40.5	26,000	100.0													
Roofing and sheet-metal work.....	³ 149,675	1,000	.5	.7	⁴ 374,469	100.0													
Roofing and sheet metal combined.....	85,118	1,000	.5	1.2	168,419	100.0													
Flooring, n. e. s.....	67,071	2,000	.9	3.0	265,147	100.0													

¹ Based upon the difference between the total value of all construction work reported and the value of subcontract work let.
² Includes operative builders.
³ Includes cost of materials reported by establishments which did not include the designated material in their distributed lists.
⁴ Includes construction work reported by establishments which did not include the designated material in their distributed lists.
⁵ Less than one-tenth of 1 per cent.
⁶ See footnote 3 of Table 9 on page 779.
⁷ Includes cost of materials reported by operative builders who did not include the designated materials in their distributed lists.
⁸ Includes construction work reported by operative builders who did not include the designated materials in their distributed lists.
⁹ Includes cost of materials reported by subcontracting establishments which did not include the designated material in their distributed lists.
¹⁰ Includes construction work reported by subcontracting establishments which did not include the designated material in their distributed lists.
¹¹ Includes construction business of operative builders who reported no materials because all work was sublet.

TABLE 11.—COST OF MATERIAL FURNISHED AND USED BY REPORTING ESTABLISHMENTS DURING 1929—Continued

CLASSIFICATION OF ESTABLISHMENTS	Total cost of all materials ¹	COST OF ALL MATERIALS DISTRIBUTED BY KIND		Sand, gravel, crushed stone, slag, cinders, etc.	Brick (face, common, fire, paving, etc.)	Tile (fire-proofing)	Tile, facing, terra cotta, floor, and wall	Concrete and cinder block	Cut stone, granite, and marble	Riprap, rubble, etc.	Cement	Lime	Plaster, etc.	Structural steel
		Amount	Per cent of total											
ELIZABETH—Continued														
Subcontractors—Continued.														
Masonry.....	\$9,700	\$9,700	100.0	\$3,000	\$3,000	\$1,500			\$1,200		\$800	\$200		
Painting and decorating.....	24,501	19,701	80.4											
Glass and glazing.....	63,500	63,500	100.0											
Roofing and sheet-metal work.....	59,206	59,206	100.0											
Roofing.....	25,793	25,793	100.0											
Sheet-metal work.....	33,413	33,413	100.0											
Steel erection.....	101,599	101,599	100.0											\$169,599
Excavating.....	9,466	9,466	100.0	7,546						1,800				
Ornamental iron.....	90,000	90,000	100.0								4,507	66		12,371
Metal work, n. e. s.....	95,920	95,920	100.0	5,900	350									
JERSEY CITY.....	19,323,855	17,960,055	92.9	313,389	688,480	17,576	\$64,548	\$1,674	135,921	\$22,916	195,417	44,150	\$63,042	1,204,487
General contractors.....														
Building.....	16,938,876	15,823,461	93.4	303,039	688,400	17,576	34,511	1,674	16,672	22,916	186,761	11,853	36,973	976,476
Building not specialized.....	16,268,322	15,176,907	93.3	203,745	657,092	17,576	34,511	1,578	11,002		169,807	11,853	36,973	976,476
Commercial building only.....	1,631,115	601,894	36.9	52,823	145,311	11,792	34,511	1,096	11,002		37,129	4,544	36,973	12,806
Manufacturing building only.....	14,575,013	14,575,013	100.0	160,922	511,781	5,784					122,738	7,309		903,670
Bridge and culvert.....	11,000	11,000	100.0	3,517	4,607						1,934			
Street paving.....	266,738	242,738	91.0	89,887	25,421				5,670		22,270			
Railroad.....	273,776	273,776	100.0	5,890	1,280					22,916	2,640			
Central station, light and power plant.....	118,140	118,140	100.0											
Subcontractors.....														
Carpentering and wood flooring.....	2,384,779	2,136,594	89.6	10,350			20,037		119,249		8,656	32,207	26,069	228,021
Concreting.....	49,945	49,945	100.0								5,560			
Electrical.....	117,408	16,147	12.9	4,324										
Heating and plumbing.....	127,891	127,891	100.0											
Heating and piping.....	10,805,229	760,771	94.5	40							68		15	850
Plumbing.....	361,720	361,720	100.0											
Painting and decorating.....	399,051	399,051	100.0	40							68		15	850
Glass and glazing.....	292,419	292,419	100.0											
Plastering.....	231,030	129,624	56.1											
Roofing and sheet-metal work.....	60,350	60,350	100.0	2,100									32,260	20,000
Roofing.....	196,551	196,551	100.0											
Sheet-metal work.....	14,035	14,035	100.0											
Roofing and sheet metal combined.....	153,889	153,889	100.0											
Steel erection.....	28,327	28,327	100.0											
Stonework.....	212,027	212,027	100.0						7,483					197,171
Marble and tiling.....	7,483	7,483	100.0				20,037		111,766		1,038	47	54	
Excavating.....	133,328	133,328	100.0	386							2,000			
Ornamental iron.....	36,500	36,500	100.0	3,500										30,000
NEWARK.....	25,320,426	22,969,804	90.7	985,444	557,422	97,248	253,048	114,666	640,197	100	760,015	62,907	81,989	213,042,188
General contractors.....														
Building.....	12,262,806	11,198,869	91.8	805,901	548,212	81,199	153,634	87,805	338,876	100	634,014	54,150	74,980	190,995
Building not specialized.....	8,811,294	7,747,358	87.9	236,938	455,823	78,588	137,861	77,148	110,844	100	313,564	48,180	74,980	7,001
Commercial building only.....	3,124,806	2,478,071	79.3	207,631	448,752	78,138	131,747	70,568	110,844	100	260,092	44,344	58,438	6,450
Residential building only.....	200,841	29,053	14.5	7,835	80	450	800				5,179			
Highway.....	355,947	240,234	67.5	11,872	4,991		5,314	6,530			38,393	3,836	16,542	1,202
Street paving.....	34,161	34,161	100.0	15,064							7,515			
Sewer, gas, water, conduit.....	638,875	638,875	100.0	220,918	1,500				219,359		101,628	700		3,174
Railroad.....	530,793	530,793	100.0	85,445	16,797			10,000	1,300		31,904			21,956
Foundation.....	39,575	39,575	100.0	950	200						820			14,100
Central station, light and power plant.....	15,240	15,240	100.0	7,500							5,350	400		
Refuse disposal plant.....	7,026,797	7,026,797	100.0	185,750	75,892	2,611	16,273	657	7,379		160,997	4,870		142,809
Miscellaneous, n. e. s.....	18,352	18,352	100.0	3,327							3,836			1,205
Subcontractors.....														
Carpentering and wood flooring.....	11,770,935	11,770,935	100.0	159,543	9,210	16,049	99,414	26,861	201,321		125,401	8,767	6,959	2,851,193
Concreting.....	177,870	80,467	45.3											
Electrical.....	249,966	249,966	100.0	102,146	54	14,950	61	3,130	400		82,628	5		54
Elevator construction.....	1,102,678	1,037,313	94.1											
Heating and plumbing.....	2,119,675	2,119,675	100.0											
Heating and piping.....	18,238,890	4,421,350	24.3	500										
Plumbing.....	2,942,629	2,892,529	98.3											
Masonry.....	1,618,821	1,828,821	113.0	500										
Painting and decorating.....	106,727	106,727	100.0	30,300	7,656	1,099		15,972			88,107	7,404	1,714	
Plastering.....	37,056	37,056	100.0											
Roofing and sheet-metal work.....	45,300	45,300	100.0	400	1,500				100		7,750			2,500
Roofing.....	11,220,189	196,189	1.8											
Roofing and sheet metal combined.....	177,070	177,070	100.0											
Steel erection.....	19,119	19,119	100.0											
Stonework.....	3,206,134	3,006,134	93.8								199,030			2,851,139
Marble and tiling.....	241,048	207,030	85.9											
Excavating.....	115,134	103,574	90.3	837			99,259		1,891		2,226	1,298	2,745	
Grading.....	10,885	10,885	100.0	9,885										
Dredging, river, harbor, etc.....	12,000	12,000	100.0	12,000										
	132,269	132,269	100.0	3,470							1,740			

See footnotes on p. 793.

CONSTRUCTION—NEW JERSEY

793

TABLE 11.—COST OF MATERIAL FURNISHED AND USED BY REPORTING ESTABLISHMENTS DURING 1929—Continued

CLASSIFICATION OF ESTABLISHMENTS	Total cost of all materials ¹	COST OF ALL MATERIALS DISTRIBUTION BY KIND		Sand, gravel, crushed stone, slag, cinders, etc.	Brick (face, common, fire, paving, etc.)	Tile (fire-proofing)	Tile, facing, terra cotta, floor, and wall	Concrete and cinder block	Cut stone, granite, and marble	Riprap, rubble, etc.	Cement	Lime	Plaster, etc.	Structural steel
		Amount	Per cent of total											
PATERSON	\$4,566,608	\$4,276,537	93.6	\$471,180	\$280,230	\$23,344	\$45,112	\$19,168	\$29,493	\$4,009	\$643,511	\$20,021	\$5,465	\$1,242,901
General contractors.....	2,510,533	2,480,072	98.8	456,242	280,230	23,344	45,112	19,168	29,483	4,009	643,511	20,021	5,465	186,550
Building.....	1,788,902	1,758,441	98.3	249,961	278,272	23,344	45,112	19,168	29,483	-----	264,109	16,021	5,465	186,550
Building not specialized.....	1,721,606	1,721,606	100.0	244,469	274,200	23,186	44,842	19,158	28,948	-----	257,908	15,003	5,465	184,204
Manufacturing building only.....	25,235	25,235	100.0	5,492	4,012	158	270	-----	635	-----	6,231	418	-----	2,346
Residential building only.....	42,061	11,600	27.6	-----	-----	-----	-----	-----	-----	-----	-----	-----	-----	-----
Highway.....	143,772	143,772	100.0	115,102	-----	-----	-----	-----	-----	4,020	12,000	-----	-----	-----
Bridge and culvert.....	511,000	511,000	100.0	74,000	-----	-----	-----	-----	-----	-----	300,000	4,000	-----	-----
Street paving.....	24,292	24,292	100.0	9,034	-----	-----	-----	-----	-----	-----	230	-----	-----	-----
Sewer, gas, water, conduit.....	42,567	42,567	100.0	8,055	1,058	-----	-----	-----	-----	949	7,082	-----	-----	-----
Subcontractors.....	2,056,075	1,796,465	87.4	14,938	-----	-----	-----	-----	-----	-----	-----	-----	-----	1,056,351
Carpentering and wood flooring.....	146,644	124,300	84.8	-----	-----	-----	-----	-----	-----	-----	-----	-----	-----	-----
Electrical.....	232,886	232,886	100.0	-----	-----	-----	-----	-----	-----	-----	-----	-----	-----	-----
Heating and plumbing.....	18 525,005	288,339	54.9	-----	-----	-----	-----	-----	-----	-----	-----	-----	-----	-----
Plumbing.....	255,617	255,617	100.0	-----	-----	-----	-----	-----	-----	-----	-----	-----	-----	-----
Plumbing and heating combined.....	177,434	32,822	18.5	-----	-----	-----	-----	-----	-----	-----	-----	-----	-----	-----
Roofing and sheet-metal work.....	94,590	94,590	100.0	14,938	-----	-----	-----	-----	-----	-----	-----	-----	-----	-----
Roofing.....	50,753	50,753	100.0	14,938	-----	-----	-----	-----	-----	-----	-----	-----	-----	-----
Sheet-metal work.....	34,837	34,837	100.0	-----	-----	-----	-----	-----	-----	-----	-----	-----	-----	-----
Steel erection.....	1,056,351	1,056,351	100.0	-----	-----	-----	-----	-----	-----	-----	-----	-----	-----	1,056,351
TRENTON	10 7,500,558	5,288,800	70.5	\$98,887	\$3,832	7,025	29,472	166,403	97,045	-----	366,901	13,955	36,540	1,016,447
General contractors.....	17 5,484,401	3,673,898	67.0	357,350	81,905	7,025	613	166,403	1,500	-----	339,010	4,853	24,492	932,437
Building.....	18 1,441,194	397,631	27.6	34,557	81,905	7,025	613	14,928	1,500	-----	33,809	4,853	24,492	14,004
Building not specialized.....	1,396,194	397,631	28.5	34,557	81,905	7,025	613	14,928	1,500	-----	33,809	4,853	24,492	14,004
Highway.....	556,866	556,866	100.0	213,789	-----	-----	-----	-----	-----	-----	210,512	-----	-----	-----
Bridge and culvert.....	2,557,131	2,557,131	100.0	560	-----	-----	-----	161,475	-----	-----	93,895	-----	-----	896,664
Street paving.....	409,184	112,184	27.4	105,409	-----	-----	-----	-----	-----	-----	794	-----	-----	21,709
Railroad.....	50,086	50,086	100.0	2,975	-----	-----	-----	-----	-----	-----	-----	-----	-----	-----
Subcontractors.....	10 2,001,007	1,611,002	80.6	31,537	1,927	-----	28,859	-----	95,545	-----	17,891	9,102	12,048	684,010
Carpentering and wood flooring.....	19,774	19,774	100.0	-----	-----	-----	-----	-----	-----	-----	-----	-----	-----	-----
Concreting.....	69,767	69,767	100.0	7,036	1,417	-----	-----	-----	24,064	-----	7,700	-----	-----	-----
Electrical.....	63,374	63,374	100.0	-----	-----	-----	-----	-----	-----	-----	-----	-----	-----	-----
Heating and plumbing.....	20 504,184	362,797	64.3	-----	-----	-----	-----	-----	-----	-----	-----	-----	-----	-----
Heating and piping.....	504,562	345,497	68.5	-----	-----	-----	-----	-----	-----	-----	-----	-----	-----	-----
Plumbing.....	34,622	17,300	50.0	-----	-----	-----	-----	-----	-----	-----	-----	-----	-----	-----
Painting and decorating.....	25,500	25,500	100.0	-----	-----	-----	-----	-----	-----	-----	-----	-----	-----	-----
Roofing and sheet-metal work.....	21 219,675	149,675	68.1	350	-----	-----	-----	-----	-----	-----	270	-----	-----	14,897
Sheet-metal work.....	64,557	64,557	100.0	-----	-----	-----	-----	-----	-----	-----	-----	-----	-----	14,897
Roofing and sheet-metal combination.....	105,118	85,118	81.0	350	-----	-----	-----	-----	-----	-----	270	-----	-----	-----
Steel erection.....	734,203	734,203	100.0	-----	-----	-----	-----	-----	-----	-----	-----	-----	-----	669,203
Stonework.....	60,009	60,009	100.0	-----	-----	-----	-----	-----	60,009	-----	-----	-----	-----	-----
Marble and tiling.....	102,025	34,878	34.0	267	-----	-----	28,859	-----	4,945	-----	411	102	-----	-----
Excavating.....	162	162	100.0	162	-----	-----	-----	-----	-----	-----	-----	-----	-----	-----
Sewer, gas, water, conduit.....	24,692	24,692	100.0	1,510	510	-----	-----	-----	-----	-----	5,510	-----	-----	-----
Flooring, n. e. s.....	67,071	67,071	100.0	22,212	-----	-----	-----	-----	6,537	-----	3,000	9,000	12,048	-----

¹ Certain establishments did not give a distribution of the cost of their materials by separate items. The total cost of materials reported by such establishments, however, included in totals in this column which carry a footnote to that effect.

² See footnote 3, Table 9, page 779.

³ Highway work, \$14,444.

⁴ Operative builders, \$31,706.

⁵ Residential building only, \$42,750.

⁶ Plumbing and heating combined, \$28,592.

⁷ Highway, \$494,755.

⁸ Plumbing and heating combined, \$56,842.

⁹ Commercial building only, \$62,194.

¹⁰ Plumbing and heating combined, \$44,458.

¹¹ Manufacturing building only, \$130,000.

¹² Metal work, n. e. s., \$42,000.

¹³ Pipe covering, \$599,614.

¹⁴ Sheet-metal work, \$24,000.

¹⁵ Heating and piping, \$92,654.

¹⁶ Operative builders, \$15,000.

¹⁷ Sewer, gas, water, and conduit, \$400,000; and water-works, \$70,000.

¹⁸ Commercial building only, \$15,000; and residential building only, \$30,000.

¹⁹ Masonry, \$50,001.

²⁰ Plumbing and heating combined, \$25,000.

²¹ Roofing, \$50,000.

TABLE 11.—COST OF MATERIAL FURNISHED AND USED BY REPORTING ESTABLISHMENTS DURING 1929—
Continued

CLASSIFICATION OF ESTABLISHMENTS	Heating and vent- ilating equip- ment	Plumbing and gas- fitting equip- ment	Electrical appli- ances and supplies	Eleva- tors, dumb- waiters, etc.	Pipe: Drain tile, vitrified, concrete, etc.	Pipe: Cast iron, sheet and tube steel, etc.	Wire cable, guards, and fencing	Bitu- minous paving material, etc.	Wood piling and timber	Ready- mixed concrete	Machin- ery	Freight hauling or truck- ing to job	Metal products, n. e. s., etc.	Miscel- laneous ¹
NEW JERSEY	\$9,618,500	\$7,323,408	\$4,151,580	\$2,195,232	\$929,082	\$4,676,026	\$264,746	\$1,213,724	\$238,632	\$224,508	\$3,579,309	\$362,250	\$3,879,843	\$2,493,508
Operative builders.....	26,000	26,934	5,100		689									
General contractors.....	2,912,052	2,818,834	1,381,647	4,732	851,457	4,429,773	260,708	1,156,062	171,237	224,508	3,567,487	357,603	2,094,300	2,371,607
Building.....	2,815,124	2,746,771	604,491	4,732	71,166	3,746,827	12,092	20,367	16,543	3,720	330,210	1,500	2,081,675	113,603
Building not specialized.....	355,702	68,216	37,712	1,757	27,139	118,535	9,089	19,394	16,543	3,720	17,145	1,500	6,945	96,330
Commercial building only.....	1,400	1,448	558		500		137							2,704
Manufacturing building only.....	2,355,917	2,566,004	533,470		37,301	3,626,280		221			313,065		2,073,525	29
Residential building only.....	72,105	111,103	32,751	2,975	6,226	2,012	2,866						1,205	14,540
Highway.....	390	7,564			334,206	119,892	46,654	713,640		36,352		97,741	2,887	77,359
Bridge and culvert.....			10,725		3,500	3,000	102,463	6,340						54,401
Grading.....					3,021	9,721		17,100						
Street paving.....					73,599	22,512	3,858	367,872				6,362		20,215
Sewer, gas, water, conduit.....		27,344	17,000		353,184	375,551	5,537	26,780					8,529	244,493
Waterworks.....		26,900	7,000		1,500	66,081					20,585			5,000
Dredging, river, harbor, etc.....						22,000	84		9,580					197
Railroad.....			426		11,281	5,212	80	2,900	146,114				1,209	
Foundation.....												1,005		
Central station, light and power plant.....	96,538	10,255	727,292			56,977		1,073		184,436	3,216,692	250,995		1,723,339
Refuse disposal plant.....						2,000								
Miscellaneous, n. e. s.....			14,713											133,000
Subcontractors.....	6,680,448	4,477,640	2,764,813	2,190,500	76,916	246,253	3,978	57,662	65,395		11,822	4,647	1,785,543	121,901
Carpentering and wood flooring.....		47,447	363	325		249								1,594
Concreting.....			6			734	1,878	4,589				218		4,205
Electrical.....			2,000,800			10,000								
Elevator construction.....				2,189,675										
Heating and plumbing.....	6,657,180	4,417,367	33,799	500	21,863	173,784	900	1,000					1,037	2,150
Heating and piping.....	5,120,629	628,364	15,539		7,685	113,926	900						1,037	350
Pipe covering.....	17,697													
Plumbing.....	1,215,803	3,408,683	18,260	500	13,338	40,464		1,000						300
Plumbing and heating com- bined.....	303,051	380,320			840	19,394								1,500
Masonry.....					4,551			107				82		40,968
Painting and decorating.....														22
Glass and glazing.....					292			20					15,000	
Roofing and sheet-metal work.....	20,623		37,000				1,200	46,460				2,497		4,154
Roofing.....	1,642		7,900					44,782				2,497		100
Sheet-metal work.....	17,981		30,000				1,200							100
Roofing and sheet metal com- bined.....	1,000								1,678					
Steel erection.....											11,822			14,856
Stonework.....														8,000
Marble and tiling.....												1,850	40,332	13,999
Excavating.....			25		9,892	1,340		5,166						31,000
Street paving.....					220			320						
Sewer, gas, water, conduit.....					6,681	9,000								5,649
Dam and reservoir.....					12,100	3,200								1,000
Dredging, river, harbor, etc.....					21,127	2,295			65,395				3,037	
Metal work, n. e. s.....		12,826	1,920		180	45,651							1,711,281	7,317
Flooring, n. e. s.....	2,000													1,440
CAMDEN	84,722	20,509	154,935		45,711	57,885	10,979	20,933			20,585	36,441	9,586	2,474
General contractors.....	1,500	2,648	608		45,711	36,181	9,779	20,933			20,585	36,441	8,529	2,474
Building.....	1,500	2,648	608				137							2,474
Building not specialized.....	1,500	2,500	600											
Commercial building only.....		148	8				137							2,474
Highway.....					25,711			4,642				36,441		
Sewer, gas, water, conduit.....					20,000	12,000	5,000	8,000						
Waterworks.....						24,181					20,585			8,529
Subcontractors.....	83,222	17,861	154,327			21,704	1,200							1,037
Electrical.....			153,388											
Heating and plumbing.....	75,722	17,861	939			21,704								1,037
Heating and piping.....	67,722		939			21,704								1,037
Plumbing.....	8,000	17,861												
Sheet-metal work.....	7,500						1,200							
ELIZABETH	301,793	109,933	80,857		10,617	77,861	84		17,023			2,497	16,822	12,988
General contractors.....	265,915	11,541	9,111		10,216	48,064	84		17,023				1,822	5,671
Building.....	265,915	11,541	9,111			48,064			7,443				1,822	5,474
Building not specialized.....	248,315	4,841	5,611			48,064			7,443				1,822	
Commercial building only.....	1,400	1,300	550											280
Residential building only.....	16,200	5,400	2,950											5,244
Sewer, gas, water, conduit.....					10,216									
Dredging, river, harbor, etc.....							84		9,580					197
Subcontractors.....	35,883	158,442	71,746		401	29,797						2,497	16,000	7,317
Carpentering and wood flooring.....		45,086												
Electrical.....			71,050											
Heating and plumbing.....	35,883	100,530			221									
Heating and piping.....	17,729													
Plumbing.....	18,154	100,530			221									
Glass and glazing.....													15,000	
Roofing and sheet-metal work.....												2,497		
Roofing.....												2,497		
Metal work, n. e. s.....		12,826	696		180	29,797								7,317

¹ Includes the reported cost of chemicals and chemical products; mineral products, n. e. s.; sealing materials; textiles and caulking materials. For total cost of these items see Table 9.

CONSTRUCTION—NEW JERSEY

797

TABLE 11.—COST OF MATERIAL FURNISHED AND USED BY REPORTING ESTABLISHMENTS DURING 1929—Continued

CLASSIFICATION OF ESTABLISHMENTS	Heating and ventilating equipment	Plumbing and gas-fitting equipment	Electrical appliances and supplies	Elevators, dumb-waiters, etc.	Pipe: Drain tile, vitrified, concrete, etc.	Pipe: Cast iron, sheet and tube steel, etc.	Wire cable, guards, and fencing	Bituminous paving material, etc.	Wood piling and timber	Ready-mixed concrete	Machinery	Freight hauling or trucking to job	Metal products, n. e. s., etc.	Miscellaneous ¹
JERSEY CITY	\$2,754,626	\$2,025,452	\$778,501		\$37,861	\$3,044,530		\$63,798	\$121,500		\$313,065		\$2,088,413	\$46,280
General contractors	2,357,648	2,566,089	651,610		37,861	3,044,530		62,120	121,500		313,065		2,078,557	14,050
Building	2,357,648	2,566,089	533,470		36,044	3,020,280					313,065		2,078,557	48
Building not specialized	2,100	85			98								32	48
Manufacturing building only	2,355,548	2,566,004	533,470		36,546	3,020,280					313,065		2,078,525	
Bridge and culvert								356						
Street paving					1,237	18,260		61,764						14,002
Railroad									121,500					
Central station, light and power plant			118,140											
Subcontractors	306,978	359,363	127,891					1,678					14,856	32,230
Concreting														1,208
Electrical			127,891											
Heating and plumbing	306,978	359,363												
Heating and piping	336,449	23,064												
Plumbing	60,529	336,709												22
Painting and decorating								1,678						
Roofing and sheet-metal work									1,678				14,856	
Roofing and sheet-metal combined								1,678						
Steel erection														31,000
Excavating														
NEWARK	\$3,280,829	\$1,183,645	\$1,690,587	\$2,122,475	160,138	167,803	\$4,764	137,243	70,395	\$184,436	\$3,228,514	\$261,768	8,053	1,932,266
General contractors	100,956	18,529	627,108	2,800	130,011	130,612	4,764	107,243	5,000	184,436	3,216,692	251,550	5,016	1,024,256
Building	4,418	8,274	3,243	2,800	7,044	1,212	4,684	12,500				555	5,016	5,214
Building not specialized	418	1,724	193		7,044		2,484	12,500				555	5,016	5,214
Residential building only	4,000	6,550	3,050	2,800		1,212	2,200							
Highway								11,582						6,213
Street paving					1,537		325	79,188						56,490
Sewer, gas, water, conduit					123,230		76,098							
Railroad					6,300			80	2,900	5,000				
Central station, light and power plant									1,073					1,723,330
Refuse disposal plant	66,538	10,255	609,152			56,977				184,436	3,216,692	250,995		133,000
Miscellaneous, n. e. s.			14,713			2,000								
Subcontractors	3,189,873	1,165,016	1,063,479	2,119,675	21,127	31,191		30,000	65,395		11,822	218	3,037	8,000
Concreting			6			54						218		
Electrical			1,037,313	2,119,675										
Elevator construction			18,260											
Heating and plumbing	3,189,873	1,165,016				28,842								
Heating and piping	2,795,982	68,208				27,842								
Plumbing	393,891	1,096,808	18,260			1,000								
Roofing and sheet-metal work			7,000					30,000						
Roofing			7,000					30,000			11,822			
Steel erection					21,127	2,295							3,037	
Dredging, river, harbor, etc.									65,395					
PATERSON	102,610	191,051	232,020		10,663	19,881	4,246	16,875		3,720		6,656		4,300
General contractors	5,369	1,658	9,135		10,663	9,881	4,246	16,875		3,720		6,656		4,300
Building	5,369	1,658	135		543	6,181				3,720		294		4,300
Building not specialized	5,000	1,658	135		130	6,181				3,720		294		4,300
Manufacturing building only	369				413									
Highway					1,480			986	10,023					
Bridge and culvert			9,000			2,000	3,000							
Street paving					1,132		260	6,846				6,362		
Sewer, gas, water, conduit					7,508	1,700								
Subcontractors	97,241	189,393	222,885			10,000								
Electrical			222,885			10,000								
Heating and plumbing	97,241	189,393												
Plumbing	84,158	170,359												
Plumbing and heating combined	13,083	19,034												
TRENTON	217,253	132,779	69,474		44,034	32,377	197,542	9,923	11,761					73,448
General contractors	8,000	6,000	500		30,168	15,697	197,542	6,715	11,761					66,310
Building	8,000	6,000	500		543	6,181	622							6,271
Building not specialized	8,000	6,000	500		27,953	15,495	8,457							5,638
Highway							183,463							54,401
Bridge and culvert								6,715						
Street paving					2,215	202			11,761					
Railroad														7,138
Subcontractors	209,253	126,779	68,974		13,866	16,680		3,214						
Concreting								3,214						
Electrical			63,374											300
Heating and plumbing	209,253	126,779	5,600		7,185	16,680								
Heating and piping	199,253	116,779	5,600		7,185	16,680								300
Plumbing	7,000	10,000												
Roofing and sheet-metal work	1,000													
Roofing and sheet-metal combined	1,000					6,081								5,308
Sewer, gas, water, conduit														1,440
Flooring, n. e. s.	2,000													

¹ See footnote 1 on p. 796.

² See footnote 3, Table 9, p. 779.

CONSTRUCTION—NEW JERSEY

TABLE 12.—NUMBER OF, AND VOLUME OF BUSINESS REPORTED BY, ESTABLISHMENTS DOING A CONSTRUCTION BUSINESS OF LESS THAN \$25,000 IN 1929, PERCENTAGE OF TOTAL NUMBER OF KNOWN ESTABLISHMENTS, AND AVERAGE VOLUME PER ESTABLISHMENT

TYPES OF WORK	NEW JERSEY 1930 population, 4,041,334							CAMDEN 1930 population, 118,700			ELIZABETH 1930 population, 114,889			
	Known contracting establishments				Volume of business reported			Total number active in 1929	Volume of business		Total number active in 1929	Volume of business		
	Total number	In-active in 1929	Active in 1929		Number of reporting establishments	Per cent of active	Amount		Average per establishment	Number of reporting establishments		Amount	Number of reporting establishments	Amount
			Number	Per cent										
Total contractors canvassed (under \$25,000).....	7,128	156	6,972	1,300				209			259			
Total contractors, type of work unknown.....	1,039	26	1,013	32	3.2	\$220,186	\$7,068	79			88			
Total general and subcontractors classified.....	6,089	130	5,959	100.0				130			171			
Total general contractors classified.....	1,372	48	1,324	22.2	297	22.4	3,706,700	12,784	48	4	\$30,774	27	5	\$83,839
Building.....	1,321	43	1,278	21.4	289	22.6	3,682,190	12,741	47	4	30,774	25	4	54,920
Sewer, gas, water, conduit.....	10		10	.2	4	40.0	63,803	13,451				1	1	8,913
Highway.....	37	5	32	.5	4	12.5	60,707	15,177	1			1		
Dam, reservoir, harbor.....	3		3	.1										
Foundation.....	1		1	(1)										
Total subcontractors classified.....	4,717	82	4,635	77.8	1,061	22.9	9,570,198	9,020	82	8	57,363	144	10	217,199
Carpentering.....	700	27	673	11.4	165	24.3	1,394,158	8,440	26	3	13,923	45	3	31,175
Concreting.....	51	1	50	.8	12	24.0	85,903	7,159	6					
Electrical.....	519	12	507	8.5	105	20.7	966,334	9,203				4		
Elevator.....	5		5	.1										
Heating, ventilating, piping.....	25	1	24	.4	5	20.8	76,821	15,264	2					
Masonry.....	302	5	297	5.0	70	23.6	636,371	9,091	11	1	7,540	15	3	37,771
Painting, decorating.....	824	8	816	13.7	186	22.8	1,393,497	7,008				25	6	71,905
Glass, glazing.....	30		30	.0	7	18.4	60,639	8,063				5	1	6,000
Pipe covering.....	1		1	(1)										
Plastering.....	37		37	.6	10	27.0	90,095	9,010	1					
Plumbing, heating.....	1,784	19	1,765	29.8	411	23.2	4,075,313	9,916	33	4	35,900	27	4	41,455
Roofing, sheet metal.....	220	5	215	3.6	48	22.3	404,501	8,427				5	3	29,893
Steel erection.....	5		5	.1										
Stone work.....	13		13	.2	1	7.7	20,000	20,000	1			1		
Marble, tiling.....	68	1	67	1.1	20	32.3	203,819	10,191				5		
Wrecking.....	11		11	.2			21,059	21,059						
Excavating, grading.....	61	3	58	1.0	13	22.4	144,636	11,126	2			6		
Ornamental iron, metal.....	44		44	.7	7	15.9	78,552	11,222				6		

TYPES OF WORK	JERSEY CITY 1930 population, 316,715			NEWARK 1930 population, 442,337			PATERSON 1930 population, 138,513			TRENTON 1930 population, 123,356			REMAINDER OF STATE 1930 population, 2,787,124		
	Total number active in 1929	Volume of business		Total number active in 1929	Volume of business		Total number active in 1929	Volume of business		Total number active in 1929	Volume of business		Total number active in 1929	Volume of business	
		Number of reporting establishments	Amount		Number of reporting establishments	Amount		Number of reporting establishments	Amount		Number of reporting establishments	Amount		Number of reporting establishments	Amount
	Number of reporting establishments	Amount	Number of reporting establishments	Amount	Number of reporting establishments	Amount	Number of reporting establishments	Amount	Number of reporting establishments	Amount	Number of reporting establishments	Amount	Number of reporting establishments	Amount	
Total contractors canvassed (under \$25,000).....	614			612			180			336			4,762		
Total contractors, type of work unknown.....	17			342	1	\$20,000		6	\$76,618	184			303	22	\$120,568
Total general and subcontractors classified.....	597			270			180			152			4,459		
Total general contractors classified.....	81	12	\$132,045	34	3	44,096	19	3	38,115	26	5	\$65,803	1,089	265	3,422,528
Building.....	80	12	132,045	31	3	44,096	18	3	38,115	23	5	65,303	1,054	258	3,316,931
Sewer, gas, water, conduit.....				1			1			2			6	3	44,890
Highway.....				1						1			28	4	60,707
Dams, reservoirs, harbors.....	1			1						1			1		
Foundation.....				1											
Total subcontractors classified.....	516	114	914,896	236	36	442,586	161	42	359,963	126	19	158,562	3,370	823	7,419,820
Carpentering.....	81	14	102,281	43	1	24,188	19	4	41,971	7	4	28,708	458	136	1,151,912
Concreting.....	1						2			1			40	12	85,903
Electrical.....	43	8	84,512	21	2	34,971	40	12	128,166	17	2	11,911	382	81	706,774
Elevator.....	4			1											
Heating, ventilating, piping.....	2			4	1	23,500	4			2			16	4	52,821
Masonry.....	3	3	34,000	27	1	15,000	4			3	2	7,605	234	60	634,455
Painting, decorating.....	137	31	206,353	2			3			18	3	28,126	631	147	907,113
Glass, glazing.....	4	2	12,036	2									27	4	48,603
Pipe covering.....				1									1		
Plastering.....	6	2	15,136										29	3	83,059
Plumbing, heating.....	148	41	365,392	128	29	318,927	90	24	185,049	62	5	46,860	1,289	304	3,091,730
Roofing, sheet metal.....	65	9	57,986	5						10	1	4,000	130	35	312,622
Steel erection.....													5		
Stone work.....	3	1	20,000										8		
Marble, tiling.....	2	1	2,000	5	2	26,000	3	2	4,777	2			45	15	171,042
Wrecking.....													11	1	21,059
Excavating, grading.....										3	1	12,000	47	12	132,636
Ornamental iron, metal.....	17	2	25,000	1						3	1	19,352	17	4	34,200

1 Less than one-tenth of 1 per cent.

CONSTRUCTION—NEW JERSEY

TABLE 13.—ESTABLISHMENTS (WHOSE BUSINESS WAS LESS THAN \$25,000 IN 1929) WHICH REPORTED THEIR VOLUME OF CONSTRUCTION WORK, CLASSIFIED BY RANGE OF VOLUME OF BUSINESS

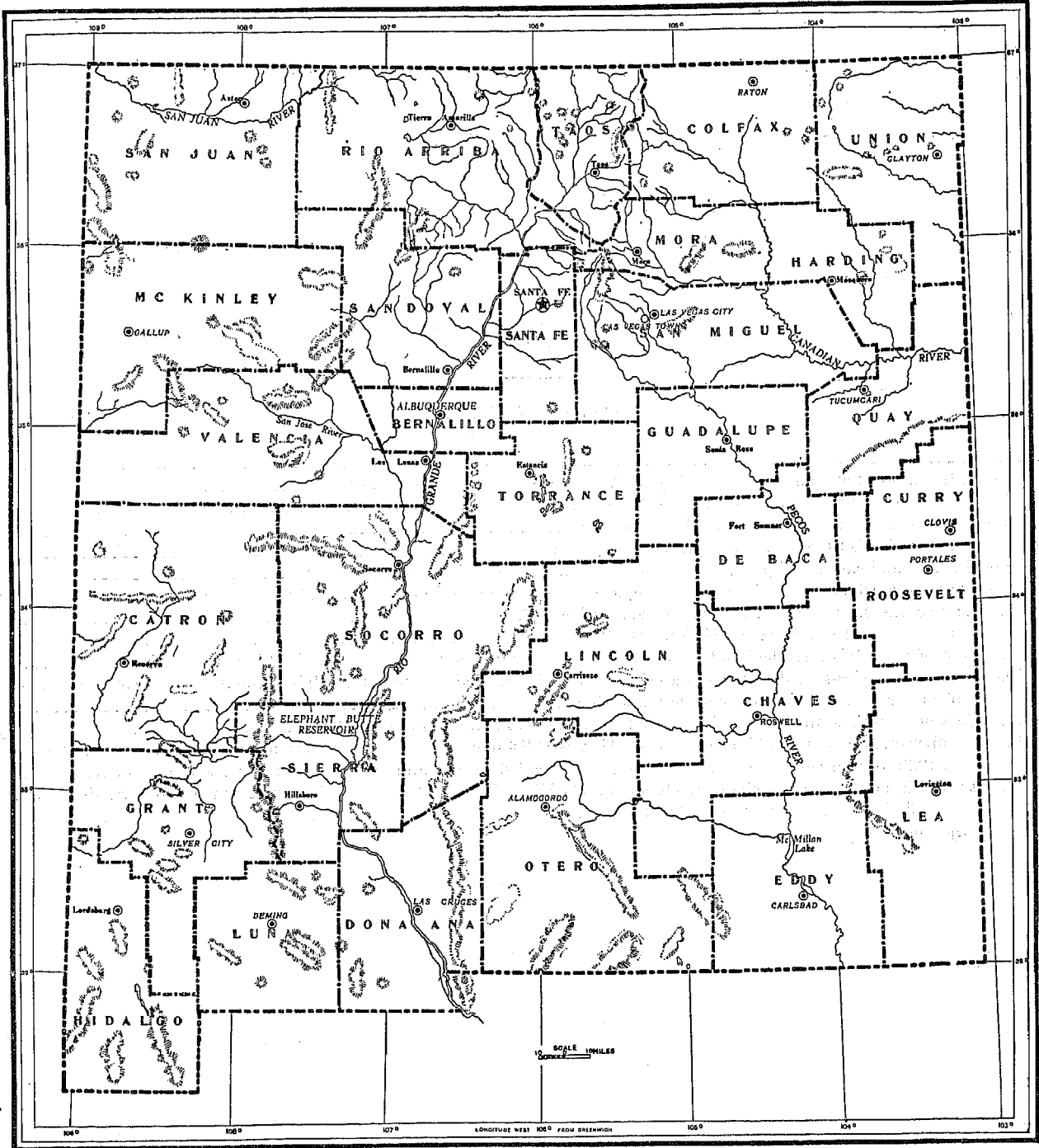
CLASSIFICATION	Total	Less than \$2,500	\$2,500 to \$4,999	\$5,000 to \$7,499	\$7,500 to \$9,999	\$10,000 to \$12,499	\$12,500 to \$14,999	\$15,000 to \$17,499	\$17,500 to \$19,999	\$20,000 to \$22,499	\$22,500 to \$24,999
NEW JERSEY											
Total general and subcontractors.....	1,390	131	259	212	174	148	107	114	102	80	63
General contractors.....	297	1	31	34	34	42	30	38	38	25	18
Subcontractors.....	1,061	127	222	177	135	104	69	71	62	50	44
Type of contracting unknown.....	32	3	6	1	5	2	2	5	2	5	1

NEW MEXICO

CONTENTS

	Page
MAP	802
TABLE 1.—Value of construction business during 1929, and principal items of expenditure.....	803
TABLE 2.—Construction business of reporting establishments during 1929, by class of ownership and by type of work.....	803
TABLE 3.—Construction business during 1929, by location.....	804
TABLE 4.—Construction business outside home State, by location.....	804
TABLE 5.—Number and salaries of proprietors, firm members, and salaried employees: 1929.....	804
TABLE 6.—Value of construction equipment, in comparison with construction business and wages paid during 1929.....	805
TABLE 7.—Wage earners, by months, and wages paid during 1929.....	805
TABLE 8.—Expenditures of reporting establishments: 1929.....	806
TABLE 9.—Cost of materials furnished and used by reporting establishments during 1929, by kind.....	806
TABLE 10.—Comparison of cost of designated materials furnished and used by reporting establishments during 1929, with cost of materials and value of construction business.....	807
TABLE 11.—Cost of materials furnished and used by reporting establishments during 1929.....	808
TABLE 12.—Number of, and volume of business reported by, establishments doing a construction business of less than \$25,000 in 1929, percentage of total number of known establishments, and average volume per establishment.....	809
TABLE 13.—Establishments (whose business was less than \$25,000 in 1929) which reported their volume of construction work, classified by range of volume of business.....	809

NEW MEXICO



CONSTRUCTION—NEW MEXICO

803

TABLE 1.—VALUE OF CONSTRUCTION BUSINESS DURING 1929 AND PRINCIPAL ITEMS OF EXPENDITURE

[Values expressed in thousands]

AREA, CLASSIFICATION OF ESTABLISHMENTS, AND SIZE OF BUSINESS GROUPS	Number of establishments	VALUE OF CONSTRUCTION BUSINESS				PRINCIPAL EXPENDITURES			AREA, CLASSIFICATION OF ESTABLISHMENTS, AND SIZE OF BUSINESS GROUPS	Number of establishments	VALUE OF CONSTRUCTION BUSINESS				PRINCIPAL EXPENDITURES			
		Total	Under general contract or directly for owner	Under sub-contract	Sub-contract work let	Wages paid	Cost of materials	Total			Under general contract or directly for owner	Under sub-contract	Sub-contract work let	Wages paid	Cost of materials			
NEW MEXICO	41	\$6,568	\$6,010	\$652	\$819	\$1,412	\$2,030											
<i>Size of business groups</i>																		
General contractors.....	27	\$5,706	\$5,706	—	—	—	—											
\$25,000 to \$49,999.....	7	272	272	—	—	—	—											
\$50,000 to \$99,999.....	8	634	634	—	—	—	—											
\$100,000 to \$199,999.....	6	837	837	—	—	—	—											
\$200,000 to \$499,999.....	3	868	868	—	—	—	—											
\$500,000 to \$999,999.....	2	1,319	1,319	—	—	—	—											
\$1,000,000 and over.....	1	1,777	1,777	—	—	—	—											
Building contractors.....	17	1,365	1,365	—	—	—	—											
\$25,000 to \$49,999.....	7	272	272	—	—	—	—											
\$50,000 to \$99,999.....	6	439	439	—	—	—	—											
\$100,000 to \$199,999.....	3	412	412	—	—	—	—											
\$200,000 to \$499,999.....	1	242	242	—	—	—	—											
\$500,000 to \$999,999.....	—	—	—	—	—	—	—											
\$1,000,000 and over.....	—	—	—	—	—	—	—											
Subcontractors.....	14	850	304	\$552	10	194	424											
\$25,000 to \$49,999.....	9	348	104	244	—	75	174											
\$50,000 to \$99,999.....	3	182	38	144	0	44	75											
\$100,000 to \$199,999.....	1	125	70	49	1	26	65											
\$200,000 to \$499,999.....	1	200	85	115	—	50	110											
\$500,000 to \$999,999.....	—	—	—	—	—	—	—											
\$1,000,000 and over.....	—	—	—	—	—	—	—											

¹ Includes Curry, Eddy, Grant, Luna, Quay, San Miguel, and Union for which data can not be shown separately without revealing individual operations. From areas other than those listed, no reports were received for establishments which handled as much as \$25,000 business during 1929.
² Includes grading, and street paving.
³ Includes electrical, masonry, painting and decorating; and plastering and lathing.

TABLE 2.—CONSTRUCTION BUSINESS OF REPORTING ESTABLISHMENTS DURING 1929, BY CLASS OF OWNERSHIP AND BY TYPE OF WORK

CLASS OF OWNERSHIP AND TYPE OF CONSTRUCTION WORK	CONSTRUCTION BUSINESS REPORTED BY—						CLASS OF OWNERSHIP AND TYPE OF CONSTRUCTION WORK	CONSTRUCTION BUSINESS REPORTED BY—					
	All classes of establishments		General contractors ¹		Subcontractors			All classes of establishments		General contractors ¹		Subcontractors	
	Number reporting	Value	Number reporting	Value	Number reporting	Value		Number reporting	Value	Number reporting	Value	Number reporting	Value
NEW MEXICO	41	\$6,562,711	27	\$5,706,465	14	\$856,246							
All construction business.....	3	116,103	1	54,870	2	61,233							
Distribution not reported.....													
Distributed by class of ownership.....	38	6,446,008	26	5,651,595	12	795,013							
Private.....	28	1,709,045	10	1,056,587	12	652,453							
Quasi public or community.....	11	180,073	5	83,763	6	96,310							
Public.....	23	4,557,490	17	4,511,245	6	46,245							
Distribution not reported.....	1	27,500	1	27,500	—	—							
Distributed by class of public ownership.....	22	4,520,980	16	4,483,745	6	46,245							
Federal.....	6	1,684,298	5	2,834,136	1	10,260							
State.....	11	1,160,098	9	—	2	—							
County or township.....	5	33,079	2	—	3	—							
Municipal.....	11	1,652,515	6	1,649,609	5	35,985							
All business under general contract or directly for owners.....	34	6,010,217	27	5,706,465	7	303,752							
Distribution not reported.....	1	96,575	1	96,575	—	—							
Distributed by class.....	33	5,913,642	26	5,609,890	7	303,752							
Building.....	24	1,045,175	17	1,364,577	7	280,598							
Distribution not reported.....	1	54,870	1	54,870	—	—							
Distributed by class.....	23	1,590,305	16	1,309,707	7	280,598							
Commercial.....	13	459,247	10	438,751	3	20,496							
Educational.....	9	144,133	6	127,178	3	16,955							
NEW MEXICO—Continued													
All business under general contract or directly for owners—Contd.													
Distributed by class—Contd.													
Hotel.....	2	\$13,145	1	\$175,345	2	\$9,550							
Hospital and institutional.....	3	—	3	—	2	—							
Public—courts, jails, etc.....	5	171,760	2	—	1	—							
Religious and memorial.....	3	31,041	—	—	1	—							
Residential.....	18	400,974	12	300,030	6	109,944							
Social and recreational.....	8	9,105	2	—	1	—							
Air transport.....	6	154,808	3	125,923	3	28,885							
Miscellaneous.....	7	196,406	3	103,950	4	92,546							
Highway and street.....	3	3,903,225	9	3,903,225	—	—							
Public works and utilities ²	3	235,668	2	—	1	—							
Air transport work.....	1	—	1	—	—	—							
Miscellaneous, n. e. s.....	2	129,584	1	—	2	—							
All business under subcontract.....	13	552,494	—	—	13	552,494							
Electrical.....	2	—	—	—	2	—							
Glass and glazing.....	1	102,585	—	—	1	102,585							
Plastering and lathing.....	1	—	—	—	1	—							
Heating and plumbing.....	—	—	—	—	—	—							
Heating and piping.....	6	111,400	—	—	5	111,400							
Pipe covering.....	1	—	—	—	1	—							
Plumbing.....	6	154,792	—	—	6	154,792							
Plumbing and heating combined.....	3	136,389	—	—	3	136,389							
Masonry.....	1	—	—	—	1	—							
Sheet metal work.....	1	47,328	—	—	1	47,328							
Ornamental iron.....	1	—	—	—	1	—							

¹ Value omitted in order to avoid disclosing individual operations. The amounts omitted are, however, included in the respective totals.
² Includes establishments reporting the following types of work: General contractors—Bridge, tunnel, etc., 1; sewage disposal and drainage and water supply, 1; subcontractors—Sewage disposal and drainage, 1.

CONSTRUCTION—NEW MEXICO

TABLE 3.—CONSTRUCTION BUSINESS DURING 1929, BY LOCATION

CLASSIFICATION OF ESTABLISHMENTS	Es-tab-lish-ments re- port- ing	Total	In home city	In home State	Outside home State	CLASSIFICATION OF ESTABLISHMENTS	Es- tab-lish-ments re- port- ing	Total	In home city	In home State	Outside home State
NEW MEXICO.....	38	\$5, 773, 004	\$2, 206, 407	\$4, 914, 475	\$858, 529	NEW MEXICO—Continued					
General contractors.....	24	4, 915, 758	1, 550, 503	4, 080, 229	836, 529	Subcontractors.....	14	\$856, 246	\$715, 904	\$834, 248	\$22, 000
Building.....	16	1, 200, 577	956, 435	1, 130, 789	69, 788	Heating and plumbing.....	9	622, 105	481, 763	600, 105	22, 000
Building not specialized.....	13	1, 038, 578	844, 536	1, 018, 890	69, 788	Plumbing.....	5	460, 161	340, 809	448, 151	2, 000
Residential building only.....	3	111, 899	111, 899	111, 899		Plumbing and heating com- bined.....	4	171, 954	140, 954	151, 954	20, 000
Highway ¹	8	3, 716, 181	594, 068	2, 949, 440	765, 741	Other classes ²	5	234, 141	234, 141	234, 141	

¹ Includes grading; and street paving.² Includes electrical; masonry; painting and decorating; plastering and lathing.

TABLE 4.—CONSTRUCTION BUSINESS OUTSIDE HOME STATE, BY LOCATION

STATE	LOCATION REPORTED BY—			STATE	LOCATION REPORTED BY—		
	All classes of establishments	General contractors	Subcon-tractors		All classes of establishments	General contractors	Subcon-tractors
NEW MEXICO				NEW MEXICO—Continued			
Total distributed by State ¹	\$858, 529	\$836, 529	\$22, 000	Colorado.....	\$211, 608	\$211, 608	
Arizona.....	209, 364	187, 364	22, 000	Oklahoma.....	55, 853	55, 853	
California.....	53, 704	53, 704		South Dakota.....	181, 000	181, 000	
				Wyoming.....	147, 000	147, 000	

¹ Number of establishments reporting: All classes, 7.

TABLE 5.—NUMBER AND SALARIES OF PROPRIETORS, FIRM MEMBERS, AND SALARIED EMPLOYEES: 1929

CLASSIFICATION OF ESTABLISHMENTS	Es-tab-lish-ments re- port- ing	PROPRIETORS AND FIRM MEMBERS				SALARIED EMPLOYEES									
		Re- ceiv- ing no salary	Receiving sala-ries		All salaried em- ployees		Officers and cler- ical staff		Superintendents, foremen, etc.		Number reported, by sex			Sex not re- port- ed	
			Num- ber	Total an- nual sala-ries	Total num- ber	Total an- nual sala-ries	Num- ber	Total an- nual sala-ries	Num- ber	Total an- nual sala-ries	Total	Male	Fe- male		
NEW MEXICO.....	41	42	7	\$24, 612	101	\$237, 321	44	\$98, 101	57	\$189, 220	91	84	7	10	
General contractors.....	27	29	3	9, 537	84	207, 310	32	79, 590	52	127, 720	74	69	5	10	
Building.....	17	19	2	7, 200	13	35, 390	5	8, 090	8	26, 700	7	7		6	
Building not specialized.....	14	15	2	7, 200	13	35, 390	5	8, 090	8	26, 700	7	7		6	
Residential building only.....	3	4													
Highway ¹	10	10	1	2, 337	71	171, 920	27	70, 900	44	101, 020	67	62	5	4	
Subcontractors.....	14	13	4	15, 075	17	30, 011	12	18, 511	5	11, 500	17	15	2		
Heating and plumbing.....	9	7	3	10, 524	15	29, 111	10	17, 611	5	11, 500	15	13	2		
Plumbing.....	5	4	3	10, 524	7	13, 081	3	4, 081	4	9, 000	7	6	1		
Plumbing and heating combined.....	4	3			8	10, 030	7	13, 530	1	2, 500	8	7	1		
Other classes ²	5	6	1	4, 551	2	900	2	900			2	2			

¹ Includes grading; and street paving.² Includes electrical; masonry; painting and decorating; and plastering and lathing.

CONSTRUCTION—NEW MEXICO

TABLE 6.—VALUE OF CONSTRUCTION EQUIPMENT, IN COMPARISON WITH CONSTRUCTION BUSINESS AND WAGES PAID DURING 1929

CLASSIFICATION OF ESTABLISHMENTS AND PERCENTAGE OF EQUIPMENT OWNED	Establishments reporting	EQUIPMENT		Value of construction business reported	Wages paid	CLASSIFICATION OF ESTABLISHMENTS AND PERCENTAGE OF EQUIPMENT OWNED	Establishments reporting	EQUIPMENT		Value of construction business reported	Wages paid
		Purchased during the year	Inventory value at end of year					Purchased during the year	Inventory value at end of year		
NEW MEXICO.....	36	\$399,843	\$1,202,280	\$6,242,744	\$1,328,058	NEW MEXICO—Continued					
<i>Classification of establishments</i>						<i>Percentage of equipment owned—Continued</i>					
General contractors.....	25	392,825	1,177,323	5,532,120	1,165,237	General contractors—Contd.					
Building.....	16	21,587	75,404	1,320,238	317,802	1% to 25%.....					
Highway ¹	9	371,238	1,101,919	4,211,882	847,435	26% to 50%.....					
Subcontractors.....	11	7,018	24,957	710,618	162,821	51% to 75%.....	1	\$9,060	\$15,860	\$162,812	\$13,000
Heating and plumbing.....	8	5,993	20,013	562,105	124,736	76% to 99%.....	23	386,795	1,161,463	5,323,918	1,144,875
Plumbing.....	5	5,343	14,860	450,151	98,695	100%.....					
Plumbing and heating combined.....	3	650	5,213	111,954	26,051	Not reported.....					
Other classes ²	3	1,025	4,944	148,513	38,035	Subcontractors.....	11	7,018	24,957	710,618	162,821
<i>Percentage of equipment owned</i>						None.....					
General contractors.....	25	392,825	1,177,323	5,532,126	1,165,237	1% to 25%.....					
None.....	1			40,396	7,362	26% to 50%.....	1	250	800	37,504	6,794
						51% to 75%.....					
						76% to 99%.....					
						100%.....	10	4,768	24,157	673,114	156,027
						Not reported.....					

¹ Includes grading; and street paving.

² Includes electrical; masonry; and plastering and lathing.

TABLE 7.—WAGE EARNERS, BY MONTHS, AND WAGES PAID: DURING 1929

CLASSIFICATION OF ESTABLISHMENTS AND LENGTH OF WORKING WEEK	Establishments reporting	NUMBER EMPLOYED ON 15TH DAY OF THE MONTH OR NEAREST REPRESENTATIVE DAY												Wages paid during year
		January	February	March	April	May	June	July	August	September	October	November	December	
NEW MEXICO.....	31	587	557	782	901	929	915	965	963	887	780	627	559	\$1,251,659
<i>Classification of establishments</i>														
General contractors.....	19	506	476	701	800	819	791	841	800	757	668	523	466	1,081,284
Building.....	14	121	125	182	187	235	218	259	274	199	217	145	174	307,687
Building not specialized.....	11	114	115	167	172	223	196	235	243	172	197	137	166	280,406
Residential building only.....	3	7	10	15	15	12	22	24	31	27	20	8	8	27,261
Highway ¹	5	385	351	519	613	581	573	582	595	568	451	378	292	773,617
Subcontractors.....	12	81	81	81	101	113	124	124	114	130	112	104	93	170,375
Heating and plumbing.....	9	60	63	66	87	92	107	113	106	107	102	94	80	142,786
Plumbing.....	5	39	41	44	64	66	74	70	73	73	71	66	53	98,095
Plumbing and heating combined.....	4	21	22	22	23	26	33	34	33	34	31	28	27	44,001
Other classes ²	3	21	18	15	14	21	17	11	8	23	10	10	13	27,589
<i>Length of working week</i>														
General contractors.....	19	506	476	701	800	816	791	841	860	757	608	523	466	1,081,284
40-hour, 5-day week.....														
45-hour, 5-day week.....														
50-hour, 5-day week.....														
All other 5-day week.....														
44-hour, 5½-day week.....	9	83	85	130	136	166	150	164	163	140	181	113	141	220,075
40½-hour, 5½-day week.....														
55-hour, 5½-day week.....														
All other 5½-day week.....														
48-hour, 6-day week.....	5	74	71	84	78	100	103	133	121	104	72	68	67	98,051
54-hour, 6-day week.....	2	182	157	325	414	413	412	366	377	353	270	148	131	424,898
60-hour, 6-day week.....														
All other 6-day week.....														
All other not designated.....	2	153	144	144	149	118	106	156	158	140	131	180	111	313,333
Not reported.....	1	14	19	18	23	19	20	22	20	15	14	14	16	23,127
Subcontractors.....	12	81	81	81	101	113	124	124	114	130	112	104	93	170,375
40-hour, 5-day week.....														
45-hour, 5-day week.....														
50-hour, 5-day week.....														
All other 5-day week.....														
44-hour, 5½-day week.....	3	27	22	18	19	27	23	19	16	35	22	23	20	49,538
49½-hour, 5½-day week.....														
55-hour, 5½-day week.....														
All other 5½-day week.....														
48-hour, 6-day week.....	7	32	32	34	38	40	54	59	52	49	44	42	39	63,876
54-hour, 6-day week.....	1	4	4	4	4	4	4	4	4	4	4	4	4	6,961
60-hour, 6-day week.....														
All other 6-day week.....	1	18	23	25	40	42	43	42	42	42	42	35	30	50,000
All other not designated.....														
Not reported.....														

¹ Includes grading; and street paving.

² Includes electrical; masonry; and painting, and decorating

CONSTRUCTION—NEW MEXICO

TABLE 8.—EXPENDITURES OF REPORTING ESTABLISHMENTS: 1929

CLASSIFICATION OF ESTABLISHMENTS	Estab- lish- ments report- ing	Value of construc- tion business reported	PRINCIPAL ITEMS OF EXPENDI- TURE			OTHER ITEMS OF EXPENDITURE							
			Subcon- tract work let	Wages paid	Cost of materials	Salaries		Rent for—		Interest	Contract bond pre- miums	Compen- sation and liability insur- ance pre- miums	All other over- head expenses
						Propri- etors and firm mem- bers	Em- ployees	Equip- ment	Offices, etc.				
NEW MEXICO	30	\$3,377,156	\$424,000	\$763,068	\$1,222,813	\$17,412	\$104,921	\$5,315	\$16,213	\$22,246	\$28,086	\$27,468	\$170,122
General contractors.....	17	2,582,409	423,000	581,080	821,070	2,337	74,910	4,415	4,228	10,206	26,616	25,532	117,058
Building.....	11	739,300	52,000	199,653	364,833	-----	14,090	290	1,320	10,375	2,140	6,637	14,044
Building not specialized.....	8	627,401	52,000	172,392	291,666	-----	14,000	260	1,320	5,604	2,140	5,855	12,419
Residential building only.....	3	111,899	-----	27,261	73,167	-----	-----	40	-----	4,871	-----	754	1,625
Highway.....	6	1,843,109	371,000	381,427	456,237	2,337	60,820	4,125	2,908	8,831	24,476	18,895	103,014
Subcontractors.....	13	794,747	1,000	181,988	401,743	15,075	30,011	900	11,985	3,040	1,470	1,936	53,064
Heating and plumbing.....	9	622,105	1,000	142,786	320,940	10,524	29,111	900	8,485	2,145	1,470	1,418	37,184
Plumbing.....	5	450,151	1,000	98,695	241,080	10,524	13,081	-----	3,448	1,851	1,445	807	29,573
Plumbing and heating combined.....	4	171,954	-----	44,091	79,860	-----	16,030	900	5,037	794	25	611	7,611
Other classes ¹	4	172,642	-----	39,202	80,803	4,551	-----	-----	3,500	895	-----	518	15,880

¹ Includes electrical; masonry; and painting and decorating.

TABLE 9.—COST OF MATERIALS FURNISHED AND USED BY REPORTING ESTABLISHMENTS DURING 1929, BY KIND

KIND OF MATERIAL	COST OF MATERIALS REPORTED BY—					KIND OF MATERIAL	COST OF MATERIALS REPORTED BY—					
	All classes of establish- ments			General contractors	Sub- contractors		All classes of establish- ments			General contractors	Sub- contractors	
	Amount	Per cent distribu- tion	Per \$1,000 con- struction work done ¹				Amount	Per cent distribu- tion	Per \$1,000 con- struction work done ¹			
NEW MEXICO						NEW MEXICO—Continued						
All kinds of material.....	\$2,030,494	-----	\$353.50	\$1,606,365	\$424,120	Distributed by kind—Continued.						
Distribution not reported.....	706,289	-----	-----	597,359	108,927	Millwork.....	\$20,508	1.5	\$5.48	\$20,508	-----	-----
Distributed by kind.....	1,324,208	100.0	-----	1,009,006	315,202	Composition board.....	1,370	.1	.30	1,370	-----	-----
Sand, gravel, stone, slag, cinders, etc.....	296,810	22.4	79.23	295,910	900	Hardware, rough and finished.....	15,525	1.2	4.14	15,525	-----	-----
Brick (face, common, fire, paving, etc.).....	49,069	3.7	13.08	32,491	16,518	Paints, varnishes, glass.....	27,401	2.1	7.33	9,177	\$18,284	-----
Tile (fireproofing).....	2,679	.2	.71	2,679	-----	Roofing and sheet metal.....	17,603	1.3	4.70	15,103	2,500	-----
Tile, facing, terra cotta, floor, and wall.....	9,534	.7	2.55	9,534	-----	Finished flooring (other than ce- ment, wood, or tile).....	3,528	.3	.94	3,528	-----	-----
Concrete and cinder block.....	1,685	.1	.45	1,685	-----	Screens, shades, awnings, etc.....	1,150	.1	.31	1,150	-----	-----
Cut stone, granite and marble.....	523	(³)	.14	523	-----	Heating and ventilating equip- ment.....	111,288	8.4	29.71	17,103	94,185	-----
Cement.....	234,314	17.7	62.55	230,814	3,500	Plumbing and gas fitting equip- ment.....	147,652	11.2	39.42	30,363	117,299	-----
Lime.....	2,322	.2	.62	1,472	850	Electrical appliances and supplies.....	48,400	3.7	12.02	8,353	40,056	-----
Plaster, etc.....	10,311	.8	2.75	10,311	-----	Pipe: Drain tile, vitrified, concrete, segment tile, corrugated.....	48,698	3.7	13.00	43,098	5,000	-----
Structural steel.....	30,240	2.3	8.07	30,240	-----	Pipe: Cast-iron, sheet and tube steel, etc.....	18,457	1.4	4.93	3,457	15,000	-----
Reinforcing steel.....	37,032	2.8	9.89	36,922	110	Wire cable, guards, and fencing.....	2,500	.2	.67	2,500	-----	-----
Cast iron, miscellaneous, exclud- ing pipe.....	1,642	.1	.44	1,642	-----	Bituminous paving materials, tar, asphalt, and oil.....	100,228	7.6	26.76	100,228	-----	-----
Metal doors, windows, and trim.....	1,577	.1	.42	1,577	-----	Freight, hauling or trucking to job Metal products, n. e. s. (including metal furniture).....	960	.1	.25	960	-----	-----
Metal and wire lath and furring.....	180	(³)	.05	180	-----	Miscellaneous.....	2,433	.2	.65	2,433	-----	-----
Ornamental metal work.....	1,000	.1	.27	-----	1,000							
Lumber, rough and finished.....	74,184	5.6	19.80	74,184	-----							
Lath, shingles, and shakes (wood).....	3,296	.2	.88	3,296	-----							

¹ The value of construction work done is obtained from figures presented in Table 1, by subtracting the value of subcontract work let from the total value of construction business.

² The percentage of total cost shown for this item is high because establishments located within this area reported that the large part of their construction work (on which this material was used) was done on contracts outside this area.

³ Less than one-tenth of 1 per cent.

CONSTRUCTION—NEW MEXICO

TABLE 11.—COST OF MATERIAL FURNISHED AND USED BY REPORTING ESTABLISHMENTS DURING 1929

CLASSIFICATION OF ESTABLISHMENTS	Total cost of all materials ¹	COST OF ALL MATERIALS DISTRIBUTED BY KIND		Sand, gravel, crushed stone, slag, cinders, etc.	Brick, (face, common, fire, paving), etc.	Tile, (fire-proofing)	Tile, facing, terra cotta, floor, and wall	Cement	Lime	Plaster, etc.	Structural steel	Reinforcing steel	Lumber, rough and finished
		Amount	Per cent of total										
NEW MEXICO	\$2,030,494	\$1,324,208	65.2	\$298,810	\$49,009	\$2,679	\$9,534	\$234,314	\$2,322	\$10,311	\$30,240	\$37,032	\$74,184
General contractors.....	1,606,365	1,009,006	62.8	295,910	32,491	2,679	9,534	230,814	1,472	10,311	30,240	36,022	74,184
Building.....	1,569,785	290,218	51.5	14,840	32,491	2,679	9,534	11,768	1,472	10,311	12,240	14,391	57,478
Building not specialized.....	476,618	237,908	49.9	13,415	24,991	599	7,834	9,708	1,472	9,811	2,890	14,006	47,078
Residential building only.....	73,187	52,310	71.5	1,225	7,500	2,080	1,700	2,050	-----	1,000	2,350	325	10,400
Highway.....	546,997	223,205	40.8	112,500	-----	-----	-----	43,535	-----	-----	18,000	20,000	16,070
Street paving.....	496,583	495,583	100.0	168,770	-----	-----	-----	175,521	-----	-----	-----	1,031	696
Subcontractors.....	424,129	315,202	74.3	900	10,518	-----	-----	3,500	850	-----	-----	110	-----
Electrical.....	40,641	40,641	100.0	-----	-----	-----	-----	-----	-----	-----	-----	-----	-----
Heating and plumbing.....	320,940	234,390	73.0	-----	-----	-----	-----	-----	-----	-----	-----	-----	-----
Heating and piping.....	14,860	14,860	100.0	-----	-----	-----	-----	-----	-----	-----	-----	-----	-----
Plumbing.....	241,080	196,530	81.5	-----	-----	-----	-----	-----	-----	-----	-----	-----	-----
Plumbing and heating combined.....	65,000	23,000	35.4	-----	-----	-----	-----	-----	-----	-----	-----	-----	-----
Masonry.....	21,878	21,878	100.0	900	10,518	-----	-----	3,500	850	-----	-----	110	-----
Painting and decorating.....	18,284	18,284	100.0	-----	-----	-----	-----	-----	-----	-----	-----	-----	-----

CLASSIFICATION OF ESTABLISHMENTS	Laths, shingles, and shakes	Mill-work	Hardware, rough and finished	Paints, varnishes, and glass	Roofing and sheet metal	Finished flooring, n. e. s.	Heating and ventilating equipment	Plumbing and gas fitting equipment	Electrical appliances and supplies	Pipe: Drain-tile, vitrified, concrete, etc.	Pipe: Cast iron, sheet and tube steel, etc.	Wire cable, guards, and fencing	Bituminous paving materials	Miscellaneous ⁵
NEW MEXICO	\$3,296	\$20,508	\$15,525	\$27,481	\$17,603	\$3,528	\$111,288	\$147,652	\$48,409	\$48,698	\$18,457	\$2,500	\$100,228	\$12,620
General contractors.....	3,296	20,508	15,525	9,177	15,103	3,528	17,103	30,353	8,363	43,698	3,457	2,500	100,228	11,620
Building.....	3,296	20,508	6,025	8,977	15,103	3,528	17,103	30,353	8,363	-----	-----	-----	-----	9,978
Building not specialized.....	2,790	12,658	6,025	6,812	14,303	1,878	14,103	25,353	6,053	-----	-----	-----	-----	9,503
Residential building only.....	500	7,850	-----	2,165	800	1,660	3,000	5,000	2,300	-----	-----	-----	-----	415
Highway.....	-----	-----	9,500	200	-----	-----	-----	-----	-----	43,698	3,457	-----	100,228	1,642
Street paving.....	-----	-----	-----	-----	-----	-----	-----	-----	-----	-----	-----	-----	-----	-----
Subcontractors.....	-----	-----	-----	18,284	2,500	-----	94,185	117,299	40,056	5,000	15,000	-----	-----	1,000
Electrical.....	-----	-----	-----	-----	-----	-----	585	-----	40,056	-----	-----	-----	-----	-----
Heating and plumbing.....	-----	-----	-----	-----	2,500	-----	93,600	117,299	-----	5,000	15,000	-----	-----	1,600
Heating and piping.....	-----	-----	-----	-----	-----	-----	8,000	6,860	-----	-----	-----	-----	-----	-----
Plumbing.....	-----	-----	-----	500	-----	-----	75,600	100,439	5,000	15,000	-----	-----	-----	-----
Plumbing and heating combined.....	-----	-----	-----	2,000	-----	-----	10,000	10,000	-----	-----	-----	-----	-----	1,000
Painting and decorating.....	-----	-----	-----	18,284	-----	-----	-----	-----	-----	-----	-----	-----	-----	-----

¹ Certain establishments did not give a distribution of the cost of their materials by separate items. The total cost of materials reported by such establishments is however, included in totals in this column which carry a footnote to that effect.

² See footnote 2 of Table 9 on page 806.

³ Includes commercial building only, \$14,000.

⁴ Includes plastering and lathing, \$22,386.

⁵ Includes the reported cost of concrete and cinder block; cut stone, granite, and marble; cast iron, miscellaneous, excluding pipe; metal doors, windows and trim; metal and wire lath and furring; ornamental metal work; composition board; screens, shades, awnings, etc.; freight, hauling or trucking to job; metal products, n. e. s.; and miscellaneous, n. e. s. For total cost of these items see Table 9.

TABLE 12.—NUMBER OF, AND VOLUME OF BUSINESS REPORTED BY, ESTABLISHMENTS DOING A CONSTRUCTION BUSINESS OF LESS THAN \$25,000 IN 1929, PERCENTAGE OF TOTAL NUMBER OF KNOWN ESTABLISHMENTS, AND AVERAGE VOLUME PER ESTABLISHMENT

TYPES OF WORK	NEW MEXICO 1930 population, 423,317							
	Known contracting establishments				Volume of business reported			
	Total number	Inactive in 1929	Active in 1929		Number of reporting establishments	Per cent of active	Amount	Average per establishment
			Number	Per cent				
Total establishments canvassed (less than \$25,000).....	100		100					
Total establishments type of work unknown.....	13		13					
Total general and subcontractors classified.....	177		177	100.0				
Total general contractors classified.....	77		77	43.5	18	23.4	\$236,801	\$13,156
Building.....	68		68	38.4	17	25.0	230,301	13,547
Highway.....	8		8	4.5	1	12.5	6,500	6,500
Bridge and culvert.....	1		1	.6				
Total subcontractors classified.....	100		100	56.5	30	30.0	276,791	9,226
Carpentering.....	8		8	4.5	2	25.0	8,700	4,350
Electrical.....	26		26	14.7	8	30.8	70,807	8,851
Marble and tiling.....	3		3	1.7	1	33.3	24,000	24,000
Painting and decorating.....	7		7	4.0	3	42.9	21,800	7,267
Plastering.....	4		4	2.3	2	50.0	26,500	13,250
Sheet metal and roofing.....	11		11	6.2	3	27.3	18,036	6,012
Plumbing and heating.....	35		35	19.8	11	31.4	106,048	9,641
Masonry.....	3		3	1.7				
Concreting.....	2		2	1.1				
Stone work.....	1		1	.6				

TABLE 13.—ESTABLISHMENTS (WHOSE BUSINESS WAS LESS THAN \$25,000 IN 1929) WHICH REPORTED THEIR VOLUME OF CONSTRUCTION WORK, CLASSIFIED BY RANGE OF VOLUME OF BUSINESS

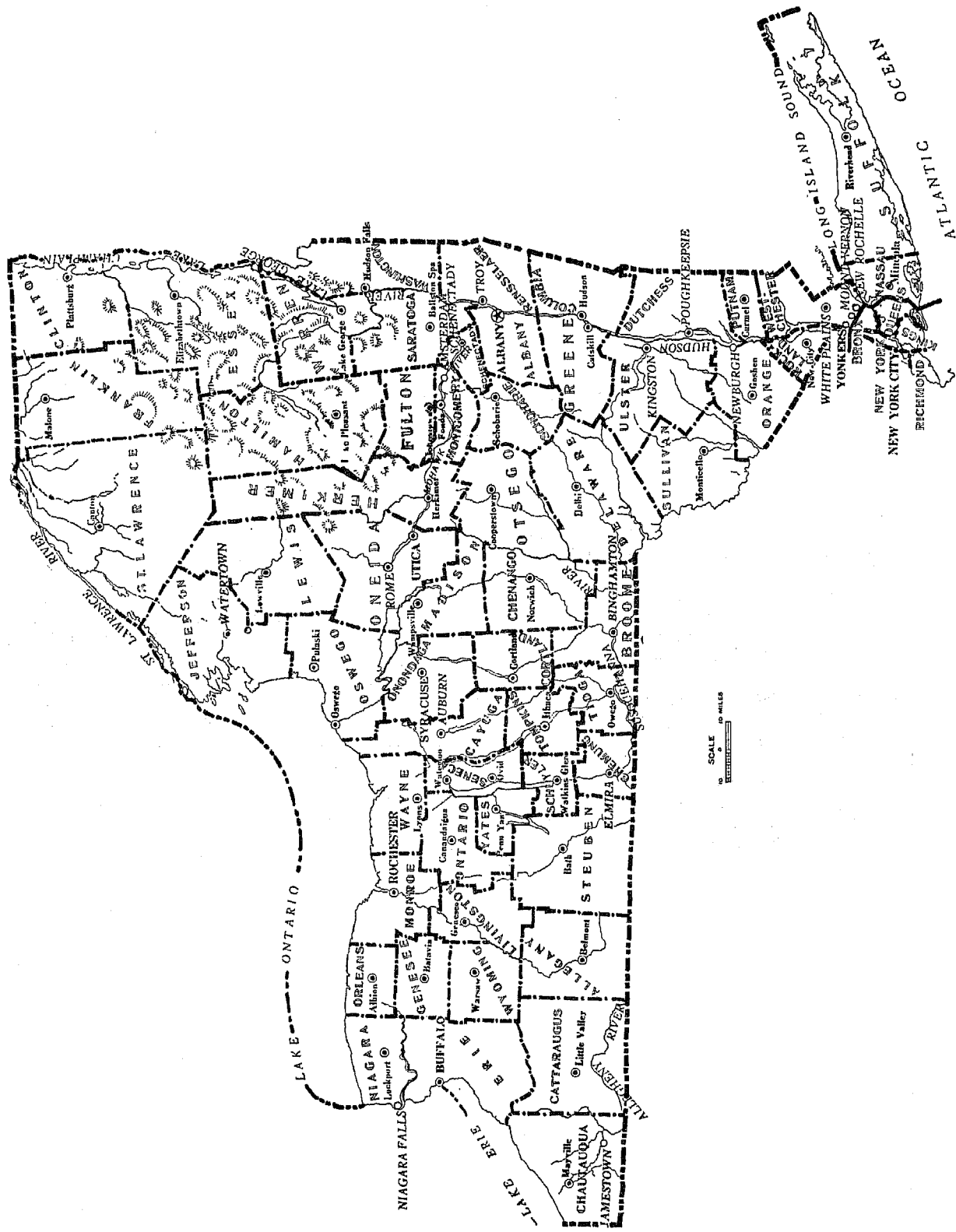
CLASSIFICATION	Total	Less than \$2,500	\$2,500 to \$4,999	\$5,000 to \$7,499	\$7,500 to \$9,999	\$10,000 to \$12,499	\$12,500 to \$14,999	\$15,000 to \$17,499	\$17,500 to \$19,999	\$20,000 to \$22,499	\$22,500 to \$24,999
NEW MEXICO											
Total general and subcontractors.....	48	10	6	7	5	3	2	1	3	6	5
General contractors.....	18	2	2	3	3			1		4	3
Subcontractors.....	30	8	4	4	2	3	2		3	2	2

NEW YORK

CONTENTS

	Page
MAP	812
TABLE 1.—Value of construction business during 1929, and principal items of expenditure.....	813
TABLE 2.—Construction business of reporting establishments during 1929, by class of ownership and by type of work.....	819
TABLE 3.—Construction business during 1929, by location.....	826
TABLE 4.—Construction business outside home State, by location.....	829
TABLE 5.—Number and salaries of proprietors, firm members, and salaried employees: 1929.....	831
TABLE 6.—Value of construction equipment, in comparison with construction business and wages paid during 1929.....	836
TABLE 7.—Wage earners, by months, and wages paid during 1929.....	840
TABLE 8.—Expenditures of reporting establishments: 1929.....	843
TABLE 9.—Cost of materials furnished and used by reporting establishments during 1929, by kind.....	853
TABLE 10.—Comparison of cost of designated materials furnished and used by reporting establishments during 1929, with cost of materials and value of construction business.....	858
TABLE 11.—Cost of materials furnished and used by reporting establishments during 1929.....	889
TABLE 12.—Number of, and volume of business reported by, establishments doing a construction business of less than \$25,000 in 1929, percentage of total number of known establishments, and average volume per establishment....	909
TABLE 13.—Establishments (whose business was less than \$25,000 in 1929) which reported their volume of construction work, classified by range of volume of business.....	911

NEW YORK



SCALE 10 MILES

TABLE 1.—VALUE OF CONSTRUCTION BUSINESS DURING 1929, AND PRINCIPAL ITEMS OF EXPENDITURE—Continued

[Values expressed in thousands of dollars]

AREA, CLASSIFICATION OF ESTABLISHMENTS, AND SIZE OF BUSINESS GROUPS	Number of establishments	VALUE OF CONSTRUCTION BUSINESS			PRINCIPAL EXPENDITURES			AREA, CLASSIFICATION OF ESTABLISHMENTS, AND SIZE OF BUSINESS GROUPS	Number of establishments	VALUE OF CONSTRUCTION BUSINESS			PRINCIPAL EXPENDITURES		
		Total	Under general contract or directly for owner	Under sub-contract	Sub-contract work let	Wages paid	Cost of materials			Total	Under general contract or directly for owner	Under sub-contract	Sub-contract work let	Wages paid	Cost of materials
ALBANY—Continued							BUFFALO								
<i>Classification of establishments—Continued</i>							<i>Classification of establishments</i>								
Subcontractors.....	36	3,825	1,551	2,273	81	1,207	1,691	General contractors—Con.	64	25,058	25,041	27	10,129	5,559	5,866
Electrical.....	4	233	80	153	77	77	106	Building contractors—Con.	7	255	255	64	56	92	
Heating and plumbing.....	15	1,375	756	620	54	352	742	\$25,000 to \$49,999.....	11	794	778	16	281	173	241
Heating and piping.....	6	847	499	348	54	178	491	\$50,000 to \$99,999.....	14	2,117	2,117	519	464	683	
Plumbing.....	9	529	257	272	174	251	251	\$100,000 to \$199,999.....	22	6,895	6,887	8	1,852	1,607	2,162
Painting and decorating.....	6	432	159	273	2	224	108	\$200,000 to \$499,999.....	6	3,830	3,833	3	1,953	886	603
Roofing and sheet-metal work.....	4	344	138	206	110	96	96	\$500,000 to \$999,999.....	4	11,171	11,171	5,400	2,374	1,955	
Marble and tiling.....	3	593	11	582	244	250	250	\$1,000,000 and over.....	2	3,044	2,896	25	559	2,399	
Other classes.....	4	848	407	441	25	199	388								
<i>Size of business groups</i>							<i>Size of business groups</i>								
General contractors.....	36	0,094	8,902	132	2,073	2,727	2,403	NEW YORK CITY.....	2,325	1,001,775	730,819	270,957	338,924	233,256	253,226
\$25,000 to \$49,999.....	2	80	80	10	20	31	31	<i>Classification of establishments</i>							
\$50,000 to \$99,999.....	5	347	347	95	82	111	111	Operative builders.....	71	39,792	39,792	35,004	879	724	
\$100,000 to \$199,999.....	13	1,846	1,840	353	515	560	560	General contractors.....	706	600,743	602,080	7,663	273,310	119,012	107,911
\$200,000 to \$499,999.....	12	4,101	3,969	132	375	1,531	1,267	Building.....	545	416,730	416,731	989	262,821	102,480	49,919
\$500,000 to \$999,999.....	4	2,720	2,720	1,234	572	435	435	Building not specialized.....	330	367,196	360,269	927	224,535	55,243	43,633
								Commercial building only.....	98	20,686	20,614	72	10,343	3,712	3,092
Building contractors.....	21	5,175	5,174	1,081	1,236	1,158	1,158	Manufacturing building only.....	4	909	909	381	209	131	
\$25,000 to \$49,999.....	2	80	80	10	26	31	31	Residential building only.....	104	28,039	28,039	17,502	3,315	3,063	
\$50,000 to \$99,999.....	5	347	347	95	82	111	111	Highway.....	8	3,973	3,452	521	184	1,070	
\$100,000 to \$199,999.....	7	943	943	208	243	258	258	Bridge and culvert.....	6	10,058	7,248	2,810	2,152	2,742	
\$200,000 to \$499,999.....	3	1,085	1,084	1	338	308	323	Grading.....	3	240	223	17	33	53	
\$500,000 to \$999,999.....	4	2,720	2,720	1,234	572	435	435	Street paving.....	30	22,088	21,081	1,007	2,721	5,684	7,162
								Sewer, gas, water, conduit.....	18	10,838	10,439	399	577	3,749	3,070
Subcontractors.....	36	3,825	1,551	2,273	81	1,207	1,691	Waterworks.....	12	20,346	20,344	2	857	7,917	
\$25,000 to \$49,999.....	13	493	249	244	136	210	210	Dredging, river, harbor, etc.....	22	27,120	27,043	77	2,258	1,175	4,804
\$50,000 to \$99,999.....	8	564	181	383	4	208	201	Railroad.....	11	8,095	7,747	348	710	2,724	2,355
\$100,000 to \$199,999.....	10	1,336	818	1,018	439	580	580	Foundation.....	6	1,520	1,520	658	255	147	
\$200,000 to \$499,999.....	5	1,433	803	630	77	423	609	Central station, light and power plant.....	10	21,584	21,569	15	4,826	0,385	8,221
								Refuse-disposal plant.....	3	493	493	107	60	140	
								Subway (other than buildings).....	23	66,223	64,757	1,466	5,295	21,016	19,384
								Other classes.....	3	431	431	111	103	105	

See footnotes at end of table.

TABLE 1.—VALUE OF CONSTRUCTION BUSINESS DURING 1929, AND PRINCIPAL ITEMS OF EXPENDITURE—Continued

[Values expressed in thousands of dollars]

AREA, CLASSIFICATION OF ESTABLISHMENTS, AND SIZE OF BUSINESS GROUPS	Number of establishments	VALUE OF CONSTRUCTION BUSINESS			PRINCIPAL EXPENDITURES		AREA, CLASSIFICATION OF ESTABLISHMENTS, AND SIZE OF BUSINESS GROUPS	Number of establishments	VALUE OF CONSTRUCTION BUSINESS			PRINCIPAL EXPENDITURES			
		Total	Under general contract or directly for owner	Under sub-contract	Sub-contract work let	Wages paid			Cost of materials	Total	Under general contract or directly for owner	Under sub-contract	Sub-contract work let	Wages paid	Cost of materials
UTICA—Continued						YONKERS—Continued									
<i>Size of business groups—Continued</i>						<i>Classification of establishments—Continued</i>									
General contractors—Contd.						Subcontractors—Continued.									
Building contractors.....	18	2,983	2,909	74	651	823	1,026	Roofing and sheet-metal work	9	501	128	374	10	130	193
\$25,000 to \$49,999.....	2	82	77	5	25	14	29	Roofing.....	5	312	105	207	8	70	111
\$50,000 to \$99,999.....	2	533	464	69	60	179	202	Sheet-metal work.....	4	190	23	167	2	51	82
\$100,000 to \$199,999.....	3	392	392	-----	48	154	123	Steel erection.....	3	323	20	303	95	33	113
\$200,000 to \$499,999.....	4	1,286	1,286	-----	260	341	522	Stonework and concreting.....	3	642	63	579	2	191	296
\$500,000 to \$999,999.....	1	690	690	-----	252	135	150	Excavating.....	3	202	30	172	-----	58	58
								Other classes ²⁴	7	754	391	363	6	260	277
Subcontractors.....	27	2,681	1,632	1,049	30	595	1,454	<i>Size of business groups</i>							
\$25,000 to \$49,999.....	9	287	71	216	5	80	94	General contractors ¹	26	4,552	4,529	24	1,533	1,112	1,110
\$50,000 to \$99,999.....	11	705	372	333	5	229	294	\$25,000 to \$49,999.....	9	358	358	-----	109	81	92
\$100,000 to \$199,999.....	4	590	91	499	20	107	318	\$50,000 to \$99,999.....	7	463	454	9	70	114	142
\$200,000 to \$499,999.....	3	1,099	1,099	-----	-----	180	747	\$100,000 to \$199,999.....	4	583	583	-----	103	139	192
								\$200,000 to \$499,999.....	3	884	884	-----	340	218	162
YONKERS.....	64	8,453	5,980	2,493	1,723	2,223	2,730	\$500,000 to \$999,999.....	3	2,204	2,249	15	888	560	522
<i>Classification of establishments</i>						<i>Building contractors ².....</i>									
General contractors ³.....	26	4,552	4,529	24	1,533	1,112	1,110	\$25,000 to \$49,999.....	8	318	318	-----	104	68	72
Building.....	21	3,365	3,356	9	1,451	750	729	\$50,000 to \$99,999.....	6	374	365	9	79	96	122
Building not specialized ⁴	11	2,621	2,612	9	1,253	545	488	\$100,000 to \$199,999.....	2	288	288	-----	105	46	84
Residential building only.....	10	744	744	-----	198	205	241	\$200,000 to \$499,999.....	3	884	884	-----	340	218	162
Other classes ¹³	5	1,187	1,172	15	82	363	381	\$500,000 to \$999,999.....	2	1,501	1,501	-----	814	321	289
Subcontractors.....	38	3,901	1,432	2,469	190	1,111	1,620	<i>Subcontractors.....</i>							
Heating and plumbing.....	10	1,341	735	606	77	388	650	\$25,000 to \$49,999.....	12	425	141	284	-----	138	146
Heating and pipe covering.....	7	1,199	694	535	77	337	596	\$50,000 to \$99,999.....	11	722	182	540	18	208	248
Plumbing.....	3	142	71	71	-----	51	55	\$100,000 to \$199,999.....	11	1,457	441	1,016	104	375	692
Painting, decorating, glazing.....	3	138	65	73	-----	51	33	\$200,000 to \$499,999.....	4	1,298	668	630	68	390	535

¹ Includes Allegany; Cortland; Hamilton; Lewis; Madison; Schuyler; Seneca; Sullivan; and Yates, for which data can not be shown without revealing individual operations. From areas other than those listed no reports were received from establishments which handled as much as \$25,000 business during 1929.

² Figures are included in respective county totals.

³ Includes air transport work; telephone line and system; and radio tower.

⁴ Includes bridge and culvert; sewer, gas, water, conduit; waterworks; dredging, river, harbor, etc.; and rental of equipment, trucking, etc.

⁵ Includes operative builders.

⁶ Includes bridge and culvert; sewer, gas, water, conduit; dredging, river, harbor, etc.; and central station, light, and power plant.

⁷ Includes pipe covering and automatic-temperature control.

⁸ Includes flooring, n. e. s.

⁹ Includes concreting, steel erection, and grading.

¹⁰ Includes bridge and culvert; dredging, river, harbor, etc.; railroad; and central station, light and power plant.

¹¹ Includes ornamental iron.

¹² Includes highway; sewer, gas, water, conduit; and foundation.

¹³ Includes dam and reservoir, and radio tower, etc.

¹⁴ Includes automatic temperature control.

¹⁵ Includes sewer, gas, water, conduit; waterworks; and dredging, river, harbor, etc.

¹⁶ Includes subway (other than buildings); and central station, light and power plant.

¹⁷ Includes elevator construction.

¹⁸ Includes glass and glazing; and foundation.

¹⁹ Includes bridge and culvert; and subway (other than building).

²⁰ Includes grading; waterworks; and foundation.

²¹ Includes glass and glazing; foundation; and wrecking.

²² Includes dam and reservoir; foundation; refuse disposal plant; and radio tower, etc.

²³ Includes waterworks; dredging, river, harbor, etc.; and metal work, n. e. s.

²⁴ Includes dredging, river, harbor, etc.; foundation; central station, light and power plant; and refuse disposal plant.

²⁵ Includes glass and glazing; sewer, gas, water, conduit; foundation; and flooring, n. e. s.

²⁶ Includes dam and reservoir; water works; and refuse-disposal plant.

²⁷ Includes electrical; plumbing; plumbing and heating combined; and marble and tiling.

²⁸ Includes bridge and culvert; and sewer, gas, water, conduit.

²⁹ Includes elevator construction; glass and glazing; and flooring, n. e. s.

³⁰ Includes bridge and culvert; grading; dam and reservoir; and waterworks.

³¹ Includes metal work, n. e. s.

³² Includes carpentering and wood flooring; painting and decorating; glass and glazing; grading; and flooring, n. e. s.

³³ Includes elevator construction; and ornamental iron.

³⁴ Includes carpentering and wood flooring; painting and decorating; marble and tiling; and excavating.

³⁵ Includes highway; street paving; and sewer, gas, water, conduit.

³⁶ Includes carpentering and wood flooring; electrical; marble and tiling; ornamental iron; and metal work, n. e.

TABLE 2.—CONSTRUCTION BUSINESS OF REPORTING ESTABLISHMENTS DURING 1929, BY CLASS OF OWNERSHIP AND BY TYPE OF WORK

CLASS OF OWNERSHIP AND TYPE OF CONSTRUCTION WORK	CONSTRUCTION BUSINESS REPORTED BY—						CLASS OF OWNERSHIP AND TYPE OF CONSTRUCTION WORK	CONSTRUCTION BUSINESS REPORTED BY—					
	All classes of establishments		General contractors ¹		Subcontractors			All classes of establishments		General contractors ¹		Subcontractors	
	Number reporting	Value	Number reporting	Value	Number reporting	Value		Number reporting	Value	Number reporting	Value	Number reporting	Value
NEW YORK													
All construction business.....	4,372	1,323,724,150	1,823	879,766,779	2,540	443,957,371	NEW YORK—Continued						
Distribution not reported.....	307	62,317,264	72	13,002,321	295	49,314,943	All business under subcontract—Continued.						
Distributed by class of ownership.....	4,005	1,201,406,886	1,751	806,764,458	2,254	394,642,428	Distributed by class—Con.						
Private.....	3,650	888,027,277	1,466	555,847,437	2,184	332,179,840	Heating and plumbing.....						
Quasi public or community.....	704	63,585,197	265	42,883,214	499	20,701,983	Heating and piping.....						
Public.....	1,262	309,794,412	639	208,033,807	623	41,760,605	Pipe covering.....						
Distribution not reported.....	121	14,562,111	51	10,221,398	70	4,370,718	Plumbing.....						
Distributed by class of public ownership.....	1,141	295,202,301	588	257,812,414	553	37,389,887	Plumbing and heating combined.....						
Federal.....	126	15,048,001	45	12,553,028	81	2,494,073	Automatic temperature control.....						
State.....	385	71,303,024	195	60,849,908	100	10,455,050	Automatic sprinkler system.....						
County or township.....	377	35,682,158	181	30,020,055	190	5,653,103	Masonry.....						
Municipal.....	758	173,108,518	304	154,379,703	394	18,788,755	Painting and decorating.....						
All business under general contract or directly for owners.....	2,914	993,097,804	1,823	870,438,899	1,001	122,658,005	Glass and glazing.....						
Distribution not reported.....	34	14,883,699	19	10,890,764	15	3,992,935	Flooring, n. e. s.....						
Distributed by class.....	2,880	978,214,105	1,804	859,548,135	1,070	118,665,970	Plastering and lathing.....						
Building.....	2,480	716,234,135	1,429	604,461,572	1,051	110,782,593	Roofing and sheet-metal work.....						
Distribution not reported.....	179	29,597,534	92	18,744,282	87	10,853,252	Roofing.....						
Distributed by class.....	2,301	685,636,601	1,337	585,707,290	664	99,929,311	Sheet-metal work.....						
Commercial.....	1,004	205,235,085	590	137,464,937	408	17,770,148	Roofing and sheet metal combined.....						
Educational.....	404	73,263,011	230	64,776,493	228	8,480,518	Steel erection.....						
Hotel.....	167	38,701,477	93	31,142,608	94	2,558,874	Stonework.....						
Hospital and institutional.....	345	41,960,868	102	38,038,521	183	3,922,337	Marble and tiling.....						
Manufacturing.....	333	49,297,303	142	39,081,707	191	10,185,596	Wracking.....						
Military and naval.....	41	2,476,163	20	2,132,744	21	342,419	Excavating.....						
Public: Courts, jails, etc.....	160	9,713,710	81	8,690,951	79	1,022,765	Ornamental iron.....						
Religious and memorial.....	360	21,001,304	183	19,042,158	177	1,950,140	Highway.....						
Residential.....	1,600	209,548,427	878	157,087,871	722	43,400,556	Bridge and culvert.....						
Social and recreational.....	220	19,962,479	122	17,885,134	98	2,127,346	Railroad.....						
Air transport.....	39	1,905,292	18	1,780,029	21	126,263	Grading.....						
Rail and water transportation.....	47	5,889,410	20	5,589,510	21	240,900	Street paving.....						
Miscellaneous.....	387	20,763,076	207	13,044,632	180	7,718,444	Sewer, gas, water, conduit.....						
Highway and street.....	308	89,038,104	205	82,805,135	13	293,059	Dam and reservoir.....						
Water power development.....	9	1,413,075	9	1,413,075	5	96,081	Waterworks.....						
Railroad and car line.....	28	6,665,274	23	6,569,193	5	96,081	Dredging, river harbor, etc.....						
Subway, other than buildings.....	26	66,273,592	26	66,273,592	---	---	Soundproofing.....						
Public works and utilities.....	330	95,507,815	259	89,683,250	71	5,914,565	Foundation.....						
Distribution not reported.....	6	679,336	6	679,336	---	---	Metal work, n. e. s.....						
Distributed by class.....	324	94,918,479	253	89,003,914	71	5,914,565	Rental of equipment, trucking, etc.....						
Bridge, tunnel, etc.....	82	12,821,518	70	11,026,113	12	1,795,405	Miscellaneous, n. e. s.....						
Central station, light and power plant.....	54	24,930,146	29	21,914,774	25	3,015,372	All construction business.....						
Dock, pier, retaining wall, etc.....	55	7,932,403	44	7,328,708	11	603,695	Distribution not reported.....						
Flood control, irrigation and land drainage.....	4	123,649	4	123,649	---	---	Distributed by class of ownership.....						
River and harbor improvement.....	10	14,511,076	18	(?)	1	(?)	Private.....						
Refuse disposal plant.....	14	1,084,101	12	(?)	2	(?)	Quasi public or community.....						
Sewage disposal and drainage.....	103	9,324,950	88	9,162,129	15	162,830	Public.....						
Park, grounds, etc.....	30	666,253	24	650,423	6	15,835	Distribution not reported.....						
Water supply.....	74	21,205,533	55	21,010,665	19	194,918	Distributed by class of public ownership.....						
Telephone line and system.....	4	947,105	4	947,105	---	---	State.....						
Radio tower, etc.....	1	1,371,081	1	1,267,766	0	103,315	County or township.....						
Miscellaneous.....	28	728,216	8	8,352,318	20	1,639,702	Municipal.....						
Air transport work.....	10	9,263,804	63	---	---	---	All business under general contract or directly for owners.....						
Miscellaneous, n. e. s.....	92	---	---	---	---	---	Distribution not reported.....						
All business under subcontract.....	2,095	330,626,346	123	9,327,880	1,972	321,298,466	Distributed by class.....						
Distribution not reported.....	54	16,768,980	5	2,795,378	49	13,983,602	Building.....						
Distributed by class.....	2,041	313,867,366	118	6,532,502	1,923	307,334,864	Distribution not reported.....						
Carpentering and wood-flooding.....	117	8,541,231	31	452,501	80	8,088,730	By class.....						
Concreting.....	112	19,862,499	21	350,727	91	19,011,772	Commercial.....						
Electrical.....	202	26,252,318	1	(?)	201	(?)	Educational.....						
Elevator construction.....	19	22,472,293	---	---	---	---	Hotel.....						

See footnotes at end of table.

TABLE 2.—CONSTRUCTION BUSINESS OF REPORTING ESTABLISHMENTS DURING 1929, BY CLASS OF OWNERSHIP AND BY TYPE OF WORK—Continued

Main data table with columns for 'CONSTRUCTION BUSINESS REPORTED BY-' (All classes of establishments, General contractors, Subcontractors) and 'CLASS OF OWNERSHIP AND TYPE OF CONSTRUCTION WORK'. Includes sections for MANHATTAN BOROUGH, QUEENS BOROUGH, and RICHMOND BOROUGH.

See footnotes at end of table.

TABLE 2.—CONSTRUCTION BUSINESS OF REPORTING ESTABLISHMENTS DURING 1929, BY CLASS OF OWNERSHIP AND BY TYPE OF WORK—Continued

Table with columns for 'CLASS OF OWNERSHIP AND TYPE OF CONSTRUCTION WORK' and 'CONSTRUCTION BUSINESS REPORTED BY-' (All classes of establishments, General contractors, Subcontractors). Rows are categorized by city (UTICA, YONKERS) and business type (All construction business, Distributed by class of ownership, etc.).

1 Includes operative builders.
2 Value omitted in order to avoid disclosing individual operations.
3 Includes subcontracting establishments reporting the following types of work: Automatic temperature control, 1; automatic sprinkler systems, 2.
4 Includes establishments reporting the following types of work: Electrical, 2; metal work, n. e. s., 1; flooring, n. e. s., 1.
5 Includes 1 establishment reporting work on automatic temperature control.
6 Includes establishments reporting the following types of work: General contractors, dredging, river, harbor, 1. Subcontractors, sound proofing, 2; foundation, 1.
7 Includes 1 establishment reporting work on automatic sprinkler system.
8 Includes establishments reporting the following types of work: General contractors, highway, 1; subcontractors, sound proofing, 1; foundation, 1; rental of equipment, 1.
9 Includes establishments reporting the following type of work: General contractors—Bridge and culvert, 1; railroad, 1. Subcontractors—Waterworks, 1; soundproofing, 1; rental of equipment, 1; miscellaneous, 2.
10 Includes 1 establishment reporting work on elevator construction.
11 Includes establishments reporting the following types of work: General contractors, dredging, river, harbor, etc., 1; subcontractors, foundation, 1; flooring, n. e. s., 1; miscellaneous, n. e. s., 1.
12 Includes establishments reporting the following types of work: General contractors, refuse disposal plant, 1; park, grounds, etc., 2; water supply, 1. Subcontractors: Refuse disposal plant, 1.
13 Includes establishments reporting the following types of work: General contractors, excavating and grading, 1; street paving, 1. Subcontractors, flooring, n. e. s., 1.
14 Includes general contractors' establishments reporting the following types of work: Bridge, tunnel, etc., 1; dock, pier, retaining wall, 2; refuse disposal plant, 1; miscellaneous, 1.
15 Includes establishments reporting the following types of work: General contractors, sewer, gas, water, conduit, 1; rental of equipment, 1. Subcontractors, flooring, n. e. s., 2.
16 Includes establishments reporting the following types of work: General contractors, carpentering, and wood flooring, 1; subcontractors, carpentering and wood flooring, 1; electrical, 1.

CONSTRUCTION—NEW YORK

TABLE 3.—CONSTRUCTION BUSINESS DURING 1929, BY LOCATION—Continued

CLASSIFICATION OF ESTABLISHMENTS	Establishments reporting	Total	In home city	In home State	Outside home State	CLASSIFICATION OF ESTABLISHMENTS	Establishments reporting	Total	In home city	In home State	Outside home State
QUEENS BOROUGH—Continued.						SYRACUSE					
Subcontractors—Contd.						General contractors	97	18,688,809	11,658,970	16,365,427	323,882
Plastering and lathing	5	1,008,004	891,242	1,008,004	20	Building	34	10,137,820	7,174,233	9,814,438	823,882
Roofing and sheet metal work	13	1,349,800	831,173	1,329,184	17	Building	17	5,615,631	4,401,139	5,363,202	152,369
Roofing	6	663,940	259,168	643,815	0	Highway	0	1,814,041	429,879	1,688,028	126,013
Sheet metal work	7	685,860	572,005	685,369	4	Street paving	4	1,181,875	1,181,875	1,181,875	—
Steel erection	4	880,355	691,119	867,999	3	Sewer, gas, water conduit	3	703,000	509,322	658,000	45,000
Stonework	4	1,340,622	1,322,250	1,338,785	4	Other classes ²¹	4	923,273	652,018	923,273	—
Marble and tiling	19	5,407,405	4,624,175	5,340,262	63	Subcontractors	63	6,550,989	4,485,737	6,550,989	—
Excavating	5	716,455	636,089	716,455	3	Concreting and masonry	3	157,305	157,305	157,305	—
Ornamental iron	7	5,472,195	1,343,650	3,457,132	6	Electrical	6	708,093	610,093	708,093	—
Highway and grading	3	856,870	678,509	817,330	28	Heating and plumbing	28	2,051,843	1,572,883	2,051,843	—
Other classes ²¹	6	761,539	620,539	699,539	8	Heating and piping	8	359,320	353,020	359,320	—
					17	Plumbing	17	1,242,743	1,009,705	1,242,743	—
					3	Plumbing and heating combined	3	440,780	200,558	440,780	—
					9	Roofing and sheet-metal work	9	1,094,130	582,098	1,094,130	—
					3	Roofing	3	771,130	355,919	771,130	—
					6	Sheet-metal work	6	322,994	227,079	322,994	—
					3	Steel erection	3	685,244	520,702	685,244	—
					5	Marble, tiling, and plastering	5	1,076,694	576,059	1,076,694	—
					3	Ornamental iron ²⁰	3	531,739	227,882	531,739	—
					6	Other classes ²¹	6	245,941	237,815	245,941	—
					49	UTICA	49	8,406,894	3,771,538	8,406,894	—
					23	General contractors	23	5,883,030	2,465,729	5,883,030	—
					18	Building	18	2,982,751	1,624,510	2,982,751	—
					6	Street paving and highway	6	2,900,279	841,219	2,900,279	—
					26	Subcontractors	26	2,523,864	1,305,810	2,523,864	—
					3	Electrical	3	580,116	362,200	580,116	—
					10	Heating and plumbing	10	1,156,470	469,128	1,156,470	—
					4	Heating and piping	4	816,767	272,005	816,767	—
					6	Plumbing and heating combined	6	339,703	196,523	339,703	—
					4	Roofing	4	226,146	151,610	226,146	—
					3	Steel erection ²²	3	273,433	115,111	273,433	—
					6	Other classes ²³	6	237,090	207,755	237,090	—
					63	YONKERS	63	7,648,515	5,159,584	7,648,515	12,637
					25	General contractors	25	3,748,631	2,502,108	3,748,631	—
					20	Building	20	2,561,833	1,854,105	2,561,833	—
					10	Building not specialized	10	1,817,873	1,283,266	1,817,873	—
					10	Residential building only	10	744,010	570,899	744,010	—
					5	Other classes ²⁴	5	1,186,748	647,943	1,186,748	—
					38	Subcontractors	38	3,900,884	2,657,456	3,888,247	12,637
					10	Heating and plumbing	10	1,341,043	973,930	1,341,043	—
					7	Heating and piping	7	1,108,619	841,315	1,108,619	—
					3	Plumbing	3	142,424	132,624	142,424	—
					3	Painting, decorating, and glazing	3	138,201	117,701	138,201	—
					9	Roofing and sheet-metal work	9	501,197	361,320	489,197	12,000
					5	Roofing	5	311,610	302,610	311,610	—
					4	Sheet-metal work	4	189,587	68,710	177,587	12,000
					3	Steel erection	3	323,139	144,939	323,139	—
					3	Stonework and concreting	3	641,827	420,077	641,190	637
					9	Excavating	9	201,500	174,000	201,500	—
					7	Other classes ²⁵	7	753,927	456,480	753,927	—

1 Represents business of branch offices located outside the home State.
 2 Includes air transport work; telephone line and system; and radio tower.
 3 Includes bridge and culvert; sewer, gas, water, conduit; waterworks; dredging, river, harbor, etc.; and rental of equipment, trucking, etc.
 4 Includes bridge and culvert; sewer, gas, water, conduit; dredging, river, harbor, etc.; and central station, light and power plant.
 5 Includes pipe covering; and automatic temperature control.
 6 Includes flooring, n. e. s.
 7 Includes concreting; steel erection; marble and tiling; and grading.
 8 Includes operative builders.
 9 Includes bridge and culvert; dredging, river, harbor, etc.; railroad; and central station, light and power plant.
 10 Includes ornamental iron.
 11 Includes flooring, n. e. s.; highway; sewer, gas, water, conduit; and foundation.
 12 Includes dam and reservoir; and radio tower, etc.
 13 Includes automatic temperature control.
 14 Includes sewer, gas, water, conduit; waterworks; and dredging, river, harbor, etc.
 15 Includes central station, light and power plant; and subway (other than buildings).
 16 Includes elevator construction.
 17 Includes glass and glazing; and foundation.
 18 Includes bridge and culvert; and subway (other than buildings).
 19 Includes grading; waterworks; and foundation.
 20 Includes concreting, glass and glazing; wrecking; and foundation.
 21 Includes dam and reservoir; foundation; refuse disposal plant; and radio tower, etc.
 22 Includes waterworks; dredging, river, harbor, etc.; and metal work, n. e. s.
 23 Includes dredging, river, harbor, etc.; foundation; and refuse disposal plant.
 24 Includes glass and glazing; sewer, gas, water, conduit; foundation; metal work, n. e. s.; and flooring, n. e. s.
 25 Includes dam and reservoir; waterworks; and refuse disposal plant.
 26 Includes electrical; plumbing; plumbing and heating combined; and marble and tiling.
 27 Includes bridge and culvert; and sewer, gas, water, conduit.
 28 Includes elevator construction; glass and glazing; and flooring, n. e. s.
 29 Includes bridge and culvert; grading; dam and reservoir; and waterworks.
 30 Includes metal work, n. e. s.
 31 Includes carpentering and wood flooring; painting and decorating; glass and glazing; grading; and flooring, n. e. s.
 32 Includes elevator construction; and ornamental iron.
 33 Includes carpentering and wood flooring; painting and decorating; marble and tiling; and excavating.
 34 Includes highway; street paving; and sewer, gas, water, conduit.
 35 Includes carpentering and wood flooring; electrical; marble and tiling; ornamental iron; and metal work, n. e. s.

CONSTRUCTION—NEW YORK

829

TABLE 4.—CONSTRUCTION BUSINESS OUTSIDE HOME STATE, BY LOCATION

STATE OR COUNTRY	LOCATION REPORTED BY—			STATE OR COUNTRY	LOCATION REPORTED BY—		
	All classes of establishments	General contractors	Subcontractors		All classes of establishments	General contractors	Subcontractors
NEW YORK				NEW YORK CITY			
Total distributed by State or country ¹	\$175,022,749	\$181,207,035	\$43,724,814	Total distributed by State or country ⁴	\$162,816,376	\$122,064,115	\$40,752,261
Alabama.....	560,123	526,123	34,000	Alabama.....	560,123	526,123	34,000
Arkansas.....	271,111	166,347	104,764	Arkansas.....	271,111	166,347	104,764
California.....	3,986,374	2,645,810	1,340,564	California.....	3,986,374	2,645,810	1,340,564
Connecticut.....	17,795,955	15,188,890	2,607,065	Connecticut.....	15,476,790	13,315,969	2,160,821
Delaware.....	491,796	489,060	2,736	Delaware.....	491,796	489,060	2,736
District of Columbia.....	2,489,986	134,180	2,355,806	District of Columbia.....	2,489,986	134,180	2,355,806
Florida.....	741,510	543,414	198,096	Florida.....	741,510	543,414	198,096
Georgia.....	158,804	86,356	72,448	Georgia.....	158,804	86,356	72,448
Illinois.....	7,414,755	6,498,285	921,470	Illinois.....	7,340,497	6,419,353	921,144
Indiana.....	2,387,578	2,164,144	223,434	Indiana.....	2,334,954	2,112,020	222,934
Iowa.....	96,126	83,598	12,528	Iowa.....	95,926	83,398	12,528
Kansas.....	223,636	208,641	14,995	Kansas.....	223,636	208,641	14,995
Kentucky.....	33,093	12,208	20,885	Kentucky.....	33,093	12,208	20,885
Louisiana.....	2,185,484	2,135,192	50,292	Louisiana.....	2,185,484	2,135,192	50,292
Maine.....	1,290,742	1,250,734	37,008	Maine.....	1,286,761	1,259,734	27,027
Maryland.....	2,307,071	771,836	1,625,235	Maryland.....	2,388,621	763,380	1,625,235
Massachusetts.....	8,597,155	6,244,901	2,352,254	Massachusetts.....	7,990,995	5,680,196	2,310,799
Michigan.....	4,559,639	2,179,740	2,379,899	Michigan.....	4,540,639	2,160,740	2,379,899
Minnesota.....	160,202	156,364	3,838	Minnesota.....	160,202	156,364	3,838
Mississippi.....	445,700	401,899	43,801	Mississippi.....	445,700	401,899	43,801
Missouri.....	1,280,241	956,627	323,614	Missouri.....	1,250,341	926,727	323,614
Nebraska.....	72,925	4,551	68,374	Nebraska.....	72,925	4,551	68,374
New Hampshire.....	49,583	17,503	32,080	New Hampshire.....	31,974	2,503	29,471
New Jersey.....	67,204,523	53,311,857	13,892,666	New Jersey.....	66,584,889	53,014,974	13,569,915
New Mexico.....	12,684	12,684	—	New Mexico.....	12,684	12,684	—
North Carolina.....	1,177,730	1,033,697	144,042	North Carolina.....	1,132,730	988,697	144,042
North Dakota.....	58,176	58,176	—	North Dakota.....	58,176	58,176	—
Ohio.....	2,181,476	845,373	1,335,603	Ohio.....	1,803,738	631,264	1,172,484
Oklahoma.....	58,314	35,707	22,607	Oklahoma.....	58,314	35,707	22,607
Oregon.....	7,471	—	7,471	Oregon.....	7,471	—	7,471
Pennsylvania.....	21,821,497	16,352,017	5,469,480	Pennsylvania.....	18,444,403	14,660,588	3,783,815
Rhode Island.....	2,315,742	2,147,386	168,356	Rhode Island.....	2,090,742	1,931,386	168,356
South Carolina.....	148,767	107,204	41,563	South Carolina.....	132,267	95,704	36,563
South Dakota.....	3,449	3,449	—	South Dakota.....	3,449	3,449	—
Tennessee.....	367,838	339,150	28,679	Tennessee.....	367,838	339,150	28,679
Texas.....	1,451,023	1,220,544	221,479	Texas.....	1,451,023	1,220,544	221,479
Utah.....	6,290	—	6,290	Utah.....	6,290	—	6,290
Vermont.....	765,832	724,878	40,954	Vermont.....	53,989	41,045	12,944
Virginia.....	1,619,074	1,451,409	167,665	Virginia.....	1,267,455	1,060,083	167,372
Washington.....	7,500	—	7,500	Washington.....	7,500	—	7,500
West Virginia.....	1,152,598	1,002,718	149,880	West Virginia.....	788,493	732,260	56,233
Wisconsin.....	217,152	62,881	154,271	Wisconsin.....	217,152	62,881	154,271
Other States, n. s.....	9,240,682	4,508,994	4,731,688	Other States, n. s.....	6,522,372	1,933,256	4,589,116
Canal Zone.....	1,776	—	1,776	Canal Zone.....	1,776	—	1,776
Hawaii.....	114,412	114,412	—	Hawaii.....	114,412	114,412	—
Porto Rico.....	5,107	—	5,107	Porto Rico.....	5,107	—	5,107
Canada.....	1,703,709	1,659,438	44,271	Canada.....	1,628,890	1,615,000	13,890
Mexico.....	767,017	766,300	717	Mexico.....	767,017	766,300	717
Colombia.....	1,248,833	—	1,248,833	Colombia.....	1,248,833	—	1,248,833
Venezuela.....	516,031	—	516,031	Venezuela.....	516,031	—	516,031
China.....	6,910	—	6,910	China.....	6,910	—	6,910
Japan.....	1,303,857	1,303,857	—	Japan.....	1,303,857	1,303,857	—
Foreign, n. s.....	1,841,591	1,355,892	485,699	Foreign, n. s.....	1,841,591	1,355,892	485,699
ALBANY				BRONX BOROUGH			
Total distributed by State ²	508,667	417,241	91,426	Total distributed by State ⁵	531,071	57,266	473,805
Connecticut.....	270,000	260,000	10,000	Connecticut.....	8,816	—	8,816
Massachusetts.....	6,000	6,000	—	Massachusetts.....	15,522	—	15,522
New Jersey.....	90,000	90,000	—	New Jersey.....	203,890	55,000	148,890
Pennsylvania.....	57,241	57,241	—	Ohio.....	50,000	—	50,000
Vermont.....	25,330	4,000	21,330	Pennsylvania.....	50,577	—	50,577
Other States, n. s.....	60,096	—	60,096	Other States, n. s.....	202,266	2,266	200,000
BUFFALO				BROOKLYN BOROUGH			
Total distributed by State or country ³	5,062,924	3,219,444	1,843,480	Total distributed by State ⁶	1,810,596	297,258	1,519,338
Illinois.....	74,258	73,932	326	Connecticut.....	139,015	—	139,015
Indiana.....	500	—	500	District of Columbia.....	10,650	—	10,650
Iowa.....	200	200	—	Massachusetts.....	985	—	985
Maine.....	0,981	—	0,981	Missouri.....	42,000	—	42,000
Massachusetts.....	35,157	—	35,157	New Jersey.....	691,196	297,258	393,938
Michigan.....	19,000	19,000	—	Pennsylvania.....	12,215	—	12,215
Minnesota.....	156,364	156,364	—	Rhode Island.....	10,844	—	10,844
Missouri.....	51,025	51,025	—	Other States, n. s.....	909,091	—	909,091
New Hampshire.....	2,609	—	2,609	MANHATTAN BOROUGH			
New Jersey.....	59,654	—	59,654	Total distributed by State or country ⁷	155,810,534	120,319,018	35,499,916
Ohio.....	184,244	21,125	163,119	Alabama.....	560,123	526,123	34,000
Pennsylvania.....	1,933,859	505,251	1,428,608	Arkansas.....	271,111	166,347	104,764
Virginia.....	391,619	301,326	90,293	California.....	3,986,374	2,645,810	1,340,564
West Virginia.....	364,105	270,458	93,647				
Other States, n. s.....	1,739,968	1,720,763	19,205				
Canada.....	40,381	10,000	30,381				

See footnotes at end of table.

TABLE 4.—CONSTRUCTION BUSINESS OUTSIDE HOME STATE, BY LOCATION—Continued

STATE OR COUNTRY	LOCATION REPORTED BY—			STATE OR COUNTRY	LOCATION REPORTED BY—		
	All classes of establishments	General contractors	Subcontractors		All classes of establishments	General contractors	Subcontractors
MANHATTAN BOROUGH—Contd.				MANHATTAN BOROUGH—Contd.			
Total distributed by State or country—Continued.				Total distributed by State or country—Continued.			
Connecticut.....	\$15,210,865	\$18,315,917	\$1,894,048	China.....	\$6,010	-----	\$6,010
Delaware.....	491,796	469,060	2,736	Japan.....	1,303,857	\$1,303,857	-----
District of Columbia.....	2,479,336	134,180	2,345,150	Foreign, n. s.....	1,841,601	1,355,802	485,699
Florida.....	741,510	543,414	198,096	QUEENS BOROUGH			
Georgia.....	1,158,804	56,356	27,445	Total distributed by State ⁸			
Illinois.....	6,660,497	6,419,363	241,144	Connecticut.....	118,094	52	118,042
Indiana.....	2,384,654	2,112,020	222,634	Illinois.....	680,000	-----	680,000
Iowa.....	95,026	83,398	14,995	Massachusetts.....	130,295	104,295	26,000
Kansas.....	223,036	208,641	20,885	New Jersey.....	1,117,951	526,813	592,138
Kentucky.....	33,093	12,206	20,292	North Carolina.....	22,000	-----	22,000
Louisiana.....	2,185,434	2,135,192	50,292	Ohio.....	175	175	-----
Maine.....	1,286,701	1,269,734	27,027	Pennsylvania.....	700,415	5,264	695,151
Maryland.....	2,388,621	5,763,986	2,268,292	Rhode Island.....	1,612	1,612	-----
Massachusetts.....	7,544,163	5,575,901	2,379,890	Vermont.....	8,000	-----	8,000
Michigan.....	4,540,639	2,160,740	3,838	Other States, n. s.....	1,107,871	-----	1,107,871
Minnesota.....	3,838	-----	3,838	RICHMOND BOROUGH			
Mississippi.....	445,790	401,899	43,891	Total distributed by State ⁹			
Missouri.....	1,208,341	926,727	281,614	New Jersey.....	526,653	516,653	10,000
Nebraska.....	72,925	4,551	68,374	Pennsylvania.....	236,109	236,109	-----
New Hampshire.....	31,074	2,503	29,471	ROCHESTER			
New Jersey.....	64,045,199	51,020,250	12,424,949	Total distributed by State ¹⁰			
New Mexico.....	12,684	12,684	-----	Connecticut.....	81,824	26,000	56,824
North Carolina.....	1,110,739	988,697	122,042	Ohio.....	7,825	20,000	7,825
North Dakota.....	58,176	58,176	-----	Pennsylvania.....	20,000	5,000	32,808
Ohio.....	1,753,563	631,079	1,122,484	Other States, n. s.....	37,808	-----	16,191
Oklahoma.....	58,314	35,707	22,607	SYRACUSE			
Oregon.....	7,471	-----	7,471	Total distributed by State ¹¹			
Pennsylvania.....	17,445,087	14,419,215	3,025,872	Indiana.....	323,382	323,382	-----
Rhode Island.....	2,087,286	1,929,774	157,512	North Carolina.....	52,124	52,124	-----
South Carolina.....	132,207	95,704	36,503	Ohio.....	45,000	45,000	-----
South Dakota.....	3,449	3,449	-----	Pennsylvania.....	152,369	152,369	-----
Tennessee.....	367,838	339,159	28,679	Other States, n. s.....	73,889	73,889	-----
Texas.....	1,451,023	1,224,544	221,479	YONKERS			
Utah.....	6,290	-----	6,290	Total distributed by State ¹²			
Vermont.....	45,989	41,045	4,944	Connecticut.....	12,020	-----	12,020
Virginia.....	1,227,455	1,060,083	167,372	New Jersey.....	617	-----	617
Washington.....	7,500	-----	7,500				
West Virginia.....	788,493	732,280	56,233				
Wisconsin.....	217,162	62,881	154,271				
Other States, n. s.....	4,302,544	1,930,990	2,371,554				
Canal Zone.....	1,776	-----	1,776				
Hawaii.....	114,412	114,412	-----				
Porto Rico.....	5,107	-----	5,107				
Canada.....	1,628,890	1,615,000	13,890				
Mexico.....	767,017	766,800	717				
Colombia.....	1,248,833	-----	1,248,833				
Venezuela.....	\$516,031	-----	\$516,310				

Number of establishments reporting:

- ¹ All classes, 545—General contractors, 217; subcontractors, 328.
- ² All classes, 8—General contractors, 3; subcontractors, 5.
- ³ All classes, 23—General contractors, 8; subcontractors, 15.
- ⁴ All classes, 403—General contractors, 155; subcontractors, 253.
- ⁵ All classes, 13—General contractors, 2; subcontractors, 11.
- ⁶ All classes, 25—General contractors, 3; subcontractors, 22.
- ⁷ All classes, 347—General contractors, 143; subcontractors, 204.
- ⁸ All classes, 19—General contractors, 4; subcontractors, 15.
- ⁹ All classes, 4—General contractors, 3; subcontractors, 1.
- ¹⁰ All classes, 4—General contractors, 1; subcontractors, 3.
- ¹¹ All classes, 3—General contractors, 3.
- ¹² All classes, 2—Subcontractors, 2.

CONSTRUCTION—NEW YORK

831

TABLE 5.—NUMBER AND SALARIES OF PROPRIETORS, FIRM MEMBERS, AND SALARIED EMPLOYEES: 1929

CLASSIFICATION OF ESTABLISHMENTS	Establishments reporting	PROPRIETORS AND FIRM MEMBERS				SALARIED EMPLOYEES						Number reported, by sex			Sex not reported
		Receiving no salary	Receiving salaries		All salaried employees		Officers and clerical staff		Superintendents, foremen, etc.						
			Number	Total annual salaries	Total number	Total annual salaries	Number	Total annual salaries	Number	Total annual salaries	Total	Male	Female		
NEW YORK	4,213	1,527	1,050	\$4,254,841	20,368	\$68,751,621	12,514	\$44,319,204	7,854	\$24,432,417	18,264	15,078	3,185	2,104	
Operative builders	80	22	8	18,946	244	862,343	133	505,708	111	356,635	195	160	35	49	
General contractors	1,678	713	363	1,671,465	11,275	39,390,507	5,989	23,460,990	5,286	15,920,547	10,083	8,622	1,461	1,192	
Building	1,237	538	285	1,208,718	6,702	24,632,686	3,878	15,465,882	2,824	9,166,804	5,977	5,026	951	725	
Building not specialized	821	355	204	878,370	5,466	20,665,076	3,094	12,766,417	2,372	7,768,659	4,827	4,109	718	639	
Commercial building only	113	23	10	39,200	495	1,747,030	362	1,289,236	133	400,792	470	368	102	25	
Manufacturing building only	7	2	1	—	32	117,167	17	73,106	15	44,061	17	14	3	15	
Residential building only	206	158	71	291,148	709	2,208,413	405	1,316,121	304	887,292	663	535	128	46	
Highway	137	87	34	258,331	837	2,181,556	267	1,005,409	570	1,176,147	782	728	54	55	
Bridge and culvert	24	6	10	35,860	123	467,728	61	308,713	62	159,013	103	64	9	20	
Grading	22	12	—	—	74	242,004	36	159,699	38	83,368	71	57	14	3	
Street paving	66	26	9	67,900	635	2,413,084	281	1,410,258	354	1,003,426	583	527	56	52	
Sewer, gas, water, conduit	42	19	15	59,043	415	1,100,029	172	604,000	243	586,260	383	345	35	32	
Dam and reservoir	5	—	—	5,200	42	100,418	10	18,820	32	81,598	42	41	—	—	
Waterworks	21	8	3	10,220	550	1,489,357	308	824,500	242	664,851	523	434	89	27	
Dredging, river, harbor, etc.	31	8	4	17,088	337	1,327,509	166	784,388	171	543,121	235	210	25	102	
Railroad	11	—	—	—	118	611,067	51	272,014	67	238,153	118	106	12	—	
Foundation	8	2	2	7,800	25	116,068	21	103,363	4	12,705	17	13	4	8	
Central station, light and power plant	15	2	—	—	465	784,611	382	593,775	83	220,836	465	316	149	—	
Refuse disposal plant	3	2	—	—	18	65,468	8	20,835	10	44,623	18	15	3	—	
Subway (other than buildings)	23	—	—	—	913	3,802,844	337	1,889,142	570	1,913,702	751	603	58	162	
Other classes ¹	3	3	—	—	21	63,900	11	35,320	10	25,580	15	14	1	6	
Subcontractors	2,449	792	679	2,564,430	8,840	28,498,771	6,302	20,343,536	2,457	8,155,235	7,986	6,297	1,689	863	
Carpentering and wood flooring	95	38	30	113,325	262	827,496	179	599,094	83	257,802	231	192	39	31	
Concreting	73	15	11	54,068	344	1,402,349	198	914,780	146	487,569	311	255	56	33	
Electrical	256	66	79	302,827	1,066	3,519,108	796	2,624,541	270	894,567	984	741	243	82	
Elevator construction	23	3	1	2,680	214	701,485	141	402,318	73	239,167	214	180	34	—	
Heating and plumbing	894	334	309	1,188,169	2,449	8,063,506	1,012	6,166,559	537	1,896,947	2,169	1,587	582	280	
Heating and piping	203	59	56	202,307	768	2,814,350	615	2,207,361	153	546,989	717	594	163	51	
Pipe covering	10	1	3	11,146	61	234,262	50	203,242	11	31,020	57	45	12	4	
Plumbing	481	199	159	648,795	1,170	3,854,812	887	2,772,788	262	1,082,224	1,017	719	298	102	
Plumbing and heating combined	191	75	91	325,921	369	922,956	306	730,893	63	192,153	311	204	107	58	
Automatic temperature control	3	—	—	—	26	101,446	24	93,486	2	7,960	26	18	8	—	
Automatic sprinkler systems	6	—	—	—	46	135,680	30	98,879	10	30,801	41	37	4	5	
Masonry	98	49	23	89,989	264	1,016,635	129	497,715	165	518,920	281	248	33	13	
Painting and decorating	208	102	55	217,475	396	1,167,227	285	830,054	111	336,673	346	249	97	50	
Glass and glazing	25	4	9	30,377	75	226,188	61	190,008	14	36,180	67	48	19	8	
Plastering and lathing	80	20	26	106,709	356	1,510,135	231	1,021,767	125	488,368	333	278	55	23	
Roofing and sheet-metal work	231	60	51	149,092	1,228	2,580,589	1,022	2,094,056	201	485,963	1,131	880	242	92	
Roofing	100	26	22	90,293	820	1,409,422	701	1,164,475	119	244,947	778	610	168	42	
Sheet-metal work	72	22	17	48,210	218	638,248	168	490,608	50	147,645	192	159	33	20	
Roofing and sheet metal combined	59	12	12	40,583	185	532,919	153	439,578	32	93,341	161	120	41	24	
Steel erection	68	7	9	31,404	411	1,387,073	314	1,035,783	67	352,100	352	310	42	59	
Stonework	32	12	4	28,390	107	399,192	70	247,108	37	152,084	58	79	9	19	
Marble and tiling	160	38	32	116,451	594	1,958,810	402	1,512,855	182	445,955	520	392	128	74	
Wrecking	14	5	—	—	52	132,359	37	95,202	15	37,157	38	20	9	14	
Excavating	47	13	18	54,167	273	1,091,904	128	501,133	145	600,831	252	228	24	21	
Ornamental iron	87	13	17	63,921	328	1,083,831	252	842,838	70	240,993	274	239	35	54	
Highway	6	3	—	—	60	179,924	42	138,247	18	41,677	60	55	5	—	
Grading	4	2	—	—	7	19,440	3	11,200	4	8,240	6	5	1	—	
Sound proofing	3	—	—	—	13	67,113	5	54,873	3	12,240	18	16	2	—	
Foundation	9	2	—	—	195	799,070	37	197,490	158	601,580	195	182	13	—	
Metal work, n. e. s.	14	2	2	7,986	40	133,535	28	92,428	12	41,107	31	26	5	9	
Flooring, n. e. s.	17	4	—	—	61	177,050	39	118,695	22	58,355	61	48	13	—	
Other classes ²	5	—	3	7,200	24	53,792	11	32,092	13	20,800	24	21	3	—	
ALBANY	70	29	21	74,241	287	762,717	150	423,876	117	329,041	229	194	45	38	
General contractors	35	16	11	41,440	148	453,541	68	228,517	80	225,024	134	111	23	14	
Building	21	11	10	31,440	69	233,940	42	134,282	27	99,658	69	53	16	—	
Building not specialized	15	8	8	23,440	52	189,614	30	101,058	22	88,556	52	41	11	—	
Commercial building only	3	1	1	4,500	11	28,646	6	17,544	5	11,102	11	7	4	—	
Residential building only	3	2	1	3,500	6	15,680	0	15,680	0	—	6	5	1	—	
Highway	3	2	—	—	14	29,000	4	6,100	10	22,900	14	12	2	—	
Street paving	5	3	—	—	19	53,609	7	31,335	12	22,174	19	18	1	—	
Other classes ³	6	—	1	10,000	46	137,092	15	50,800	31	80,292	32	28	4	14	
Subcontractors	35	13	10	32,801	119	299,176	82	195,159	37	104,017	95	73	22	24	
Electrical	4	1	4	12,181	5	8,228	1	728	4	7,500	5	3	2	—	
Heating and plumbing	14	5	3	10,220	34	90,137	30	76,717	4	13,420	22	19	3	12	
Heating and piping	6	1	—	—	14	41,261	12	35,761	2	5,500	12	11	1	2	
Plumbing	8	4	3	10,220	20	48,876	18	48,876	2	7,920	10	8	2	10	
Painting and decorating	6	2	1	3,500	16	37,263	12	24,009	4	13,254	15	10	5	1	
Roofing and sheet-metal work	4	3	1	3,000	20	32,240	16	23,036	4	8,304	16	10	6	4	
Marble and tiling	3	2	1	3,900	11	26,223	8	19,424	3	6,799	4	2	2	7	
Other classes ⁴	4	—	—	—	33	105,085	15	50,345	18	54,740	33	29	4	—	
BUFFALO	248	72	39	142,304	1,216	3,888,155	781	2,646,980	485	1,261,185	1,107	929	178	109	
General contractors ¹	87	30	8	40,295	598	1,990,584	283	1,251,600	285	738,984	528	477	51	40	
Building	63	19	8	40,295	348	1,236,289	192	805,560	166	430,729	329	290	39	19	
Building not specialized	49	11	8	40,295	314	1,148,355	170	739,680	144	409,175	296	264	32	18	
Residential building only	14	8	—	—	34	87,434	22	65,880	12	21,554	33	26	7	1	
Highway	10	7	—	—	92	275,887	30	136,060	62	139,827	85	82	3</		

TABLE 5.—NUMBER AND SALARIES OF PROPRIETORS, FIRM MEMBERS, AND SALARIED EMPLOYEES: 1929—Continued

CLASSIFICATION OF ESTABLISHMENTS	Estab-lish-ments re- port- ing	PROPRIETORS AND FIRM MEMBERS			SALARIED EMPLOYEES						Number reported, by sex			Sex not re- port- ed
		Re- ceiv- ing no salary	Receiving salaries		All salaried employees		Officers and clerical staff		Superintendents, foremen, etc.		Total	Male	Fe- male	
			Num- ber	Total annual salaries	Total number	Total annual salaries	Num- ber	Total annual salaries	Num- ber	Total annual salaries				
BUFFALO—Continued														
Subcontractors.....	161	42	31	\$102,009	648	\$1,907,571	448	\$1,395,390	200	\$512,181	579	452	127	60
Carpentering and wood flooring.....	5	1	3	8,003	23	55,844	12	32,667	11	23,177	23	18	5	---
Concreting.....	4	2	1	1,500	2	3,356	1	1,820	1	1,636	2	1	1	---
Electrical.....	19	6	---	---	117	414,228	89	327,426	28	86,802	111	80	31	6
Elevator construction ⁹	5	---	---	---	25	68,354	13	38,585	12	29,769	21	18	3	4
Heating and plumbing.....	51	16	17	60,506	170	527,251	129	426,832	41	100,419	147	112	35	23
Heating and piping ¹⁰	16	6	3	10,469	58	240,189	43	109,859	15	40,330	54	42	12	4
Plumbing.....	28	8	12	43,117	97	250,113	71	190,024	26	60,089	81	61	20	16
Plumbing and heating combined.....	7	2	2	6,920	15	36,949	15	36,949	---	---	12	9	3	3
Masonry and stonework.....	5	2	---	---	13	49,900	8	31,900	5	18,000	13	12	1	---
Painting, decorating, and glazing.....	12	6	1	2,405	28	64,336	19	5,179	9	19,157	24	19	5	4
Plastering and lathing.....	4	---	---	---	31	71,386	21	43,095	10	28,291	31	22	9	---
Roofing and sheet-metal work.....	27	4	5	19,930	105	249,030	74	174,209	31	74,821	92	73	19	13
Roofing.....	14	4	1	3,120	50	112,445	36	83,866	14	28,579	47	35	12	3
Sheet-metal work.....	6	---	3	11,360	27	72,743	16	43,169	11	20,574	21	18	3	6
Roofing and sheet metal combined.....	7	---	1	5,450	28	63,842	22	47,174	6	16,068	24	20	4	4
Steel erection.....	6	---	---	---	40	162,332	29	122,035	11	40,297	25	22	3	15
Marble and tiling.....	6	---	---	---	21	45,018	19	39,935	2	5,083	21	16	5	---
Excavating and wrecking.....	8	4	3	6,240	20	51,069	11	33,760	9	17,336	16	13	3	4
Metal work, n. e. s.....	3	---	1	3,425	5	10,972	2	2,806	3	8,112	5	3	2	---
Other classes ¹¹	6	1	---	---	48	134,468	21	75,087	27	59,381	48	43	5	---
NEW YORK CITY	2,228	524	407	1,763,168	13,798	51,216,484	8,502	33,509,897	5,296	17,706,587	12,407	10,274	2,133	1,391
Operative builders.....	56	7	---	---	188	714,920	107	441,955	81	272,965	160	130	30	28
General contractors.....	686	133	74	396,217	7,582	28,180,409	4,234	17,308,233	3,348	10,872,176	6,781	5,747	1,034	801
Building.....	529	117	65	360,057	4,526	17,824,618	2,696	11,601,348	1,830	6,223,270	4,067	3,413	654	459
Building not specialized.....	332	67	47	286,498	3,710	14,078,555	2,160	9,673,152	1,650	5,305,413	3,302	2,809	493	408
Commercial building only.....	94	17	6	25,600	442	1,618,540	329	1,197,233	113	421,807	425	334	91	17
Manufacturing building only.....	4	1	---	---	18	56,484	8	24,691	10	31,793	6	4	2	12
Residential building only.....	99	32	12	47,969	356	1,171,029	199	706,272	157	464,767	334	266	68	22
Highway.....	8	---	---	---	78	219,224	28	89,857	50	129,807	73	67	6	5
Bridge and culvert.....	6	---	2	9,360	56	277,365	32	207,382	24	69,983	51	45	6	5
Street paving.....	36	4	---	---	310	1,285,347	132	511,016	178	671,311	284	264	20	26
Sewer, gas, water, conduit.....	18	3	4	13,800	274	768,203	110	380,016	164	388,187	269	245	24	5
Waterworks.....	12	1	---	---	516	1,383,645	297	786,290	219	597,355	491	407	84	25
Dredging, river, harbor, etc.....	21	5	---	---	307	1,215,972	147	703,750	160	512,222	207	188	10	100
Railroad.....	10	---	---	---	114	496,147	49	262,689	65	233,458	114	103	11	---
Foundation.....	6	---	2	7,800	25	116,008	21	103,363	4	12,705	17	13	4	8
Central station, light and power plant.....	10	1	---	---	432	683,227	369	520,195	63	163,032	432	287	145	---
Refuse-disposal plant.....	3	2	---	---	18	65,468	8	20,835	10	44,623	18	15	3	---
Subway (other than buildings).....	23	---	---	---	913	3,802,844	337	1,889,142	576	1,913,702	751	693	58	162
Other classes ¹²	4	---	1	5,200	13	42,291	8	29,350	5	12,941	7	7	---	6
Subcontractors.....	1,486	384	333	1,366,941	6,028	22,321,155	4,161	15,759,709	1,867	6,561,446	5,406	4,397	1,009	562
Carpentering and wood flooring.....	68	23	17	66,769	213	689,459	148	472,772	65	216,687	188	156	32	25
Concreting.....	56	3	7	48,408	307	1,295,904	179	855,961	128	439,953	282	230	52	25
Electrical.....	143	21	40	177,100	733	2,609,637	538	1,934,094	195	675,543	671	515	156	62
Elevator construction.....	17	3	1	2,680	183	618,783	124	418,735	59	200,048	183	156	27	---
Heating and plumbing.....	466	157	119	481,353	1,530	5,671,899	1,176	4,209,658	360	1,372,241	1,403	1,050	353	133
Heating and piping ¹³	110	28	25	108,421	546	2,166,067	446	1,771,951	100	384,116	631	423	108	15
Pipe covering.....	5	---	3	11,146	34	175,638	29	159,518	5	16,120	30	22	8	4
Plumbing.....	287	104	71	281,851	808	2,907,950	586	2,042,472	222	865,478	710	512	198	98
Plumbing and heating combined.....	61	25	20	79,985	120	327,496	95	249,217	25	78,279	109	71	38	11
Automatic sprinkler system.....	3	---	---	---	28	104,748	20	76,500	8	28,248	23	22	1	5
Masonry.....	59	22	10	40,245	232	852,642	96	415,398	136	437,244	220	196	24	12
Painting and decorating.....	145	60	43	175,511	318	993,954	234	727,664	84	260,290	283	204	70	35
Glass and glazing.....	15	1	6	25,337	51	175,289	42	148,857	9	26,432	50	37	13	1
Plastering and lathing.....	65	17	17	79,083	306	1,301,987	196	944,245	110	447,742	383	243	40	23
Roofing and sheet-metal work.....	110	18	25	71,087	392	1,724,054	276	1,441,523	116	283,431	337	273	64	55
Roofing.....	38	3	9	24,810	160	969,990	91	838,025	69	131,965	135	110	25	25
Sheet-metal work.....	41	11	11	27,810	136	446,352	106	360,027	30	96,325	119	100	19	17
Roofing and sheet-metal combined.....	31	4	5	18,437	96	308,612	79	263,471	17	55,141	83	63	20	13
Steel erection.....	44	1	3	15,600	280	935,551	211	727,973	49	207,578	230	203	27	30
Stonework.....	28	10	3	23,580	103	389,650	67	240,460	36	149,194	84	76	8	19
Marble and tiling.....	118	19	20	75,155	486	1,634,308	371	1,232,819	115	401,489	430	324	106	56
Wrecking.....	12	5	---	---	42	105,073	32	76,452	10	28,621	28	22	6	14
Excavating.....	26	6	3	12,381	236	1,015,144	101	528,592	135	486,552	223	204	19	13
Ornamental iron.....	78	12	17	63,921	300	980,877	230	764,700	70	226,177	250	219	31	50
Highway and grading.....	3	---	---	---	45	143,814	37	120,024	8	23,790	45	41	4	---
Foundation.....	8	2	---	---	184	758,034	34	183,170	150	574,864	184	172	12	---
Metal work, n. e. s.....	9	2	1	4,561	31	114,423	23	84,848	8	29,575	22	19	3	0
Flooring, n. e. s.....	11	2	---	---	60	147,045	29	91,290	21	55,755	50	40	10	---
Other classes ¹⁴	5	---	1	4,200	20	72,728	17	60,488	3	12,240	20	17	3	---
BRONX BOROUGH	260	58	31	124,207	842	2,971,065	590	2,120,588	252	850,482	744	623	121	98
Operative builders.....	5	---	---	---	17	66,066	9	23,516	8	42,550	17	16	1	---
General contractors.....	47	9	---	---	213	874,977	128	586,148	85	288,829	200	177	23	13
Building.....	29	8	---	---	92	280,622	56	188,207	36	101,415	79	70	9	13
Building not specialized.....	19	7	---	---	65	213,517	39	138,492	26	75,025	52	47	5	13
Commercial building only.....	3	---	---	---	7	17,783	5	11,283	2	6,500	7	4	3	---
Residential building only.....	7	1	---	---	20	58,322	12	38,432	8	19,890	20	19	1	---
Street paving and highway.....	8	---	---	---	51	238,645	26	158,745	25	79,900	51	46		

CONSTRUCTION—NEW YORK

833

TABLE 5.—NUMBER AND SALARIES OF PROPRIETORS, FIRM MEMBERS, AND SALARIED EMPLOYEES: 1929—Continued

CLASSIFICATION OF ESTABLISHMENTS	Establishments reporting	PROPRIETORS AND FIRM MEMBERS		SALARIED EMPLOYEES										
		Receiving no salary	Receiving salaries		All salaried employees		Officers and clerical staff		Superintendents, foremen, etc.		Number reported, by sex			Sex not reported
			Number	Total annual salaries	Total number	Total annual salaries	Number	Total annual salaries	Number	Total annual salaries	Total	Male	Female	
BRONX BOROUGH—Continued														
Subcontractors.....	208	50	31	\$124, 207	612	\$2, 080, 022	453	\$1, 510, 919	159	\$519, 103	527	430	97	85
Carpentering and wood flooring.....	18	7	7	22, 510	35	71, 502	18	29, 100	17	42, 402	29	24	5	6
Concreting.....	6	1	—	—	18	47, 658	11	28, 768	7	18, 900	15	15	—	3
Electrical.....	9	2	5	25, 900	19	43, 430	14	31, 198	5	12, 232	19	14	5	—
Heating and plumbing.....	48	14	11	43, 381	101	207, 277	80	228, 717	21	68, 560	82	55	27	10
Heating and piping.....	8	2	4	9, 791	14	28, 595	12	21, 315	2	7, 280	14	8	6	—
Plumbing.....	32	7	5	18, 485	72	237, 768	55	182, 838	17	54, 020	57	41	10	16
Plumbing and heating combined.....	8	5	2	15, 105	15	30, 924	13	24, 504	2	6, 300	11	6	5	4
Masonry.....	14	4	—	—	41	172, 937	27	111, 337	14	61, 600	36	31	5	6
Painting and decorating.....	6	3	2	6, 006	8	16, 187	6	0, 437	2	6, 750	8	4	4	—
Plastering and lathing.....	8	3	3	10, 323	13	38, 300	8	22, 800	5	15, 560	9	8	1	4
Roofing and sheet metal work.....	22	—	1	5, 687	89	262, 185	66	199, 504	23	62, 681	81	63	18	8
Roofing.....	6	—	—	—	14	33, 319	10	24, 462	4	8, 857	14	8	6	—
Sheet-metal work.....	9	—	—	—	48	133, 091	38	102, 191	10	30, 000	45	39	6	3
Roofing and sheet metal combined.....	7	—	1	5, 687	27	95, 775	18	72, 851	9	22, 924	22	16	6	5
Steel erection.....	10	—	—	—	39	145, 214	33	121, 504	6	23, 620	30	26	4	9
Stonework.....	4	3	—	—	9	26, 770	8	23, 650	1	3, 120	9	0	—	—
Marble and tiling.....	21	7	—	—	73	288, 504	56	221, 719	17	66, 785	65	55	10	8
Excavating.....	6	4	—	—	21	82, 383	11	48, 103	10	34, 220	10	13	3	5
Ornamental iron.....	28	1	2	10, 400	103	406, 920	77	322, 707	26	84, 123	86	79	7	17
Metal work, n. e. s. ¹⁶	5	—	—	—	20	61, 063	16	46, 043	4	15, 050	10	17	2	1
Flooring, n. e. s. ¹⁶	5	1	—	—	14	38, 402	14	38, 402	—	—	14	9	5	—
Other classes ¹⁷	3	—	—	—	9	31, 200	8	27, 700	1	3, 600	9	8	1	—
BROOKLYN BOROUGH	431	120	105	\$82, 028	1, 345	4, 845, 175	937	3, 018, 701	408	1, 326, 474	1, 214	991	323	131
Operative builders.....	17	—	—	—	45	153, 061	34	114, 361	11	38, 700	34	28	6	11
General contractors.....	102	20	20	87, 595	500	1, 732, 323	270	1, 006, 288	230	726, 035	474	409	65	26
Building.....	77	10	12	56, 635	286	985, 267	177	594, 599	109	390, 668	263	218	45	23
Building not specialized.....	46	12	7	35, 290	209	707, 408	122	435, 030	87	332, 378	187	159	28	22
Commercial building only.....	10	3	2	13, 500	26	83, 775	19	59, 636	7	24, 140	26	17	9	—
Residential building only.....	21	4	3	7, 845	51	134, 084	36	90, 934	15	34, 150	50	42	8	1
Street paving.....	8	1	—	—	71	323, 137	32	195, 579	30	127, 558	71	65	6	—
Sewer, gas, water, conduit.....	5	—	4	13, 800	35	51, 568	14	31, 878	21	10, 690	35	31	4	—
Dredging, river, harbor, etc.....	3	—	—	—	15	32, 571	7	18, 971	8	13, 600	15	15	—	—
Railroad ¹⁸	6	—	2	9, 360	86	324, 327	35	154, 063	51	170, 264	86	77	9	—
Other classes ¹⁹	3	—	2	7, 800	7	15, 453	5	11, 198	2	4, 255	4	3	1	3
Subcontractors.....	312	100	85	294, 433	800	2, 459, 791	633	1, 898, 052	167	561, 739	706	554	152	94
Carpentering and wood flooring.....	8	6	—	—	30	85, 316	18	44, 602	12	40, 713	30	24	6	—
Concreting.....	3	—	—	—	8	24, 850	5	18, 350	3	6, 600	8	4	2	2
Electrical.....	13	2	5	22, 350	49	164, 264	40	137, 421	9	26, 843	46	34	12	3
Elevator construction.....	3	1	—	—	16	56, 555	8	10, 220	8	37, 335	16	14	2	—
Heating and plumbing.....	120	52	34	105, 693	266	790, 126	222	655, 194	44	140, 932	244	176	68	22
Heating and piping.....	35	14	13	42, 046	90	246, 630	78	213, 371	12	33, 559	82	60	22	8
Plumbing.....	72	34	15	45, 692	155	471, 774	125	368, 225	30	103, 549	141	100	41	14
Plumbing and heating combined.....	13	4	6	17, 355	21	77, 422	10	73, 698	2	3, 824	21	16	5	—
Masonry.....	13	13	4	13, 545	8	16, 179	2	1, 350	6	13, 823	7	6	1	1
Painting and decorating.....	21	7	8	28, 990	32	106, 806	27	94, 106	5	11, 700	27	19	8	6
Plastering and lathing.....	6	8	1	5, 200	7	16, 583	5	8, 443	2	8, 140	7	6	1	—
Roofing and sheet-metal work.....	34	0	12	31, 674	107	323, 748	80	265, 074	18	58, 677	87	69	18	20
Roofing.....	9	1	3	9, 494	23	72, 102	20	66, 825	3	6, 277	14	7	7	9
Sheet-metal work.....	13	3	9	22, 210	41	124, 160	32	92, 580	9	31, 580	38	33	5	3
Roofing and sheet metal combined.....	12	2	—	—	43	127, 486	37	105, 669	6	21, 817	35	29	6	8
Steel erection.....	16	—	—	—	40	145, 213	32	118, 020	8	27, 193	33	30	3	7
Stonework.....	10	2	—	—	38	142, 000	28	98, 656	10	43, 404	35	32	3	3
Marble and tiling.....	33	1	9	46, 487	98	294, 041	81	233, 175	17	60, 866	78	59	19	20
Excavating.....	4	—	3	12, 381	11	24, 179	11	24, 179	—	—	6	6	—	—
Ornamental iron.....	22	1	8	23, 532	75	224, 006	59	165, 984	16	58, 022	72	66	6	3
Other classes ²⁰	6	1	1	4, 561	15	41, 866	6	14, 272	9	27, 694	12	9	3	3
MANHATTAN BOROUGH	1, 287	281	232	1, 066, 153	11, 077	40, 217, 008	6, 816	25, 842, 720	4, 261	14, 374, 288	10, 068	8, 312	1, 756	1, 009
Operative builders.....	27	5	—	—	113	420, 475	54	241, 200	59	170, 275	100	78	22	13
General contractors.....	450	79	45	258, 433	6, 394	24, 015, 842	3, 589	14, 786, 123	2, 805	9, 229, 719	5, 670	4, 780	890	724
Building.....	371	73	45	258, 433	3, 980	15, 917, 918	2, 351	10, 376, 590	1, 629	5, 541, 828	3, 582	3, 011	671	398
Building not specialized.....	247	43	31	232, 808	3, 357	13, 691, 330	1, 942	8, 870, 995	1, 416	4, 820, 335	2, 084	2, 539	445	373
Commercial building only.....	72	12	3	8, 200	373	1, 375, 633	233	1, 027, 548	90	348, 085	301	237	74	12
Residential building only.....	52	18	5	17, 425	250	850, 955	126	478, 047	124	372, 908	237	135	52	13
Highway and grading.....	4	—	—	—	44	128, 713	11	39, 740	33	88, 973	42	38	4	5
Bridge and culvert.....	4	—	—	—	47	249, 135	28	193, 338	19	55, 800	108	100	3	26
Street paving.....	10	1	—	—	129	606, 074	53	258, 159	76	247, 915	108	103	14	5
Sewer, gas, water, conduit.....	6	2	—	—	197	548, 308	71	231, 111	128	317, 197	192	173	14	5
Waterworks.....	6	—	—	—	504	1, 352, 848	291	769, 710	213	883, 182	482	309	83	22
Dredging, river, harbor, etc.....	13	1	—	—	273	1, 107, 904	125	629, 730	148	478, 374	173	157	16	100
Railroad.....	7	—	—	—	82	385, 327	35	218, 369	47	169, 958	82	75	7	—
Central station, light and power plant.....	8	—	—	—	427	672, 323	367	517, 323	60	155, 595	427	283	144	162
Subway, (other than buildings).....	17	—	—	—	693	3, 090, 764	245	1, 511, 342	448	1, 679, 422	531	487	44	6
Other classes ²¹	3	2	—	—	18	59, 225	12	40, 700	6	15, 225	12	10	2	—
Subcontractors.....	810	107	177	807, 720	4, 570	15, 780, 691	3, 173	10, 815, 397	1, 397	4, 965, 294	4, 298	3, 454	844	272
Carpentering and wood flooring.....	31	8	7	32, 819	113	395, 176	90	306, 556	23	85, 630	107	60	17	6
Concreting.....	42	2	5	40, 908	250	1, 110, 461	145	735, 166	105	372, 265	230	184	46	20
Electrical.....	113	15	26	116, 560	634	2, 183, 794	464	1, 592, 772</						

TABLE 5.—NUMBER AND SALARIES OF PROPRIETORS, FIRM MEMBERS, AND SALARIED EMPLOYEES: 1929—Continued

CLASSIFICATION OF ESTABLISHMENTS	Estab-lish-ments reporting	PROPRIETORS AND FIRM MEMBERS				SALARIED EMPLOYEES							Sex not re-ported	
		Re-ceiving no salary	Receiving salaries		All salaried employees		Officers and clerical staff		Superintendents, foremen, etc.		Number reported, by sex			
			Num-ber	Total annual salaries	Total num-ber	Total annual salaries	Num-ber	Total annual salaries	Num-ber	Total annual salaries	Total	Male		Fe-male
MANHATTAN BOROUGH—Continued														
Subcontractors—Continued.														
Masonry.....	28	5	3	\$11,700	178	\$620,024	58	\$263,403	115	\$356,621	167	150	17	6
Painting and decorating.....	118	50	33	140,545	278	871,961	201	624,121	77	247,840	248	181	67	30
Glass and glazing.....	10	1	6	25,337	35	125,148	80	109,916	5	15,232	34	24	10	1
Plastering and lathing.....	46	6	11	57,145	275	1,298,853	172	874,811	103	424,042	258	223	35	17
Roofing and sheet metal work.....	41	10	8	23,550	630	1,021,162	565	880,384	65	131,778	617	494	123	13
Roofing.....	16	1	2	5,200	574	804,128	518	705,373	56	98,755	564	450	108	10
Sheet-metal work.....	14	7	2	5,000	31	134,933	24	112,810	7	22,623	28	21	7	3
Roofing and sheet metal combined.....	11	2	4	12,750	25	82,101	23	71,701	2	10,400	25	17	8	-----
Steel erection.....	12	1	-----	-----	153	544,039	132	431,006	21	113,033	142	127	15	11
Stonework.....	10	6	3	23,580	39	150,768	22	76,718	17	74,050	28	24	4	11
Marble and tiling.....	46	8	11	28,668	206	828,008	198	597,170	68	230,838	256	185	71	10
Wrecking.....	10	5	-----	-----	38	93,947	20	67,209	9	20,738	27	22	5	11
Excavating.....	11	-----	-----	-----	188	853,571	70	416,830	118	436,741	185	170	15	3
Ornamental iron.....	26	9	7	29,930	89	264,168	69	209,878	20	54,790	74	59	15	15
Foundation.....	6	1	-----	-----	180	740,698	32	173,170	148	567,428	180	108	12	-----
Flooring, n. e. s.....	5	1	-----	-----	35	105,523	15	52,888	20	52,635	35	30	5	-----
Other classes ²¹	5	2	1	4,200	24	81,850	20	62,110	4	19,740	24	19	5	-----
QUEENS BOROUGH.....														
Operative builders.....	6	1	-----	-----	13	75,318	10	62,878	3	12,440	0	8	1	4
General contractors.....	61	16	6	34,789	397	1,287,905	205	777,693	192	510,372	350	315	44	38
Building.....	41	13	6	34,789	152	555,321	101	387,562	51	167,759	127	102	25	25
Building not specialized.....	19	5	2	13,200	85	308,024	57	210,656	28	97,368	73	59	14	12
Commercial building only.....	9	2	1	3,900	36	141,349	22	98,767	14	42,682	31	26	5	5
Residential building only.....	13	6	3	17,689	31	105,948	22	78,139	9	27,800	23	17	6	8
Highway.....	4	-----	-----	-----	32	86,431	14	42,837	18	43,694	27	23	4	5
Street paving.....	5	1	-----	-----	34	147,046	12	74,248	22	72,798	34	31	3	-----
Sewer, gas, water, conduit.....	4	1	-----	-----	27	82,760	13	40,360	14	42,400	27	24	3	-----
Subway (other than buildings).....	3	-----	-----	-----	131	327,310	50	172,125	81	155,185	131	124	7	-----
Other classes ²²	4	1	-----	-----	21	89,097	15	60,461	6	28,636	13	11	2	8
Subcontractors.....	148	31	37	133,621	512	2,027,615	371	1,521,737	141	505,878	401	328	73	111
Carpentering and wood flooring.....	11	2	3	11,440	35	137,466	22	92,514	13	44,952	22	18	4	13
Concreting.....	6	-----	-----	-----	81	112,945	18	70,677	13	42,268	31	27	4	-----
Electrical.....	7	1	4	12,290	28	210,349	19	170,903	9	39,446	25	21	4	3
Heating and plumbing.....	54	20	16	55,230	152	606,825	119	459,206	33	147,619	122	91	31	80
Heating and pipe covering.....	11	2	3	10,548	43	150,487	33	118,544	10	31,943	30	30	9	4
Plumbing.....	36	13	12	42,342	97	426,567	75	314,391	22	112,776	76	56	20	21
Plumbing and heating combined.....	8	5	1	2,340	12	29,771	11	26,271	1	3,500	7	5	2	5
Masonry.....	4	-----	-----	-----	10	44,502	9	39,302	1	5,200	10	9	1	-----
Plastering and lathing.....	5	-----	-----	-----	11	38,191	11	38,191	-----	-----	9	6	3	2
Roofing and sheet-metal work.....	13	2	4	10,146	41	117,859	31	87,561	10	30,298	27	22	5	14
Roofing.....	7	1	4	10,146	24	60,441	18	41,365	6	19,076	18	14	4	6
Sheet-metal work.....	6	1	-----	-----	17	57,418	13	46,196	4	11,222	9	8	1	8
Steel erection.....	6	-----	-----	-----	28	101,085	14	57,353	14	43,732	25	20	5	3
Stonework.....	4	-----	-----	-----	17	70,052	9	41,432	8	23,620	12	11	1	5
Marble and tiling.....	18	3	-----	-----	49	223,755	36	180,765	13	43,000	31	25	6	18
Excavating.....	5	2	-----	-----	16	55,011	9	39,420	7	15,691	16	15	1	-----
Ornamental iron.....	3	1	-----	-----	33	85,783	25	56,541	8	29,242	18	15	3	15
Highway and grading.....	7	-----	-----	-----	45	143,814	37	120,024	8	23,790	45	41	4	-----
Other classes ²³	6	-----	-----	-----	16	79,978	12	67,858	4	12,120	8	7	1	8
RICHMOND BOROUGH.....														
General contractors.....	27	10	3	15,400	78	269,302	42	152,081	36	117,221	78	66	12	-----
Building.....	12	5	2	10,200	14	79,490	11	54,390	5	22,100	16	12	4	-----
Building not specialized.....	6	2	1	5,200	12	64,770	8	42,670	4	12,100	12	9	3	-----
Residential building only.....	6	3	1	5,000	4	21,720	3	11,720	1	10,000	4	3	1	-----
Street paving.....	4	-----	-----	-----	20	79,725	12	34,565	17	45,160	20	20	3	-----
Dredging, river, harbor, etc.....	4	3	-----	-----	17	68,972	13	48,624	4	20,448	17	14	3	-----
Other classes ²⁴	5	1	1	5,200	16	44,115	6	14,602	10	29,513	16	14	2	-----
Subcontractors ²⁵	8	6	3	6,060	9	23,036	6	13,604	3	9,432	9	6	3	-----
ROCHESTER.....														
General contractors.....	57	18	14	64,870	357	1,228,402	168	676,600	189	551,712	289	252	37	68
Building.....	39	12	14	54,870	234	840,402	112	464,206	122	386,196	170	140	21	64
Building not specialized.....	32	8	10	39,487	228	824,818	109	446,582	119	378,236	166	146	21	62
Residential building only.....	7	4	4	15,383	6	15,584	3	7,624	3	7,960	4	4	-----	2
Highway.....	6	4	-----	-----	37	98,339	11	31,345	26	66,994	35	31	4	2
Street paving.....	9	2	-----	-----	71	228,673	36	140,686	35	87,987	71	60	11	-----
Other classes ²⁷	3	-----	-----	-----	15	60,988	9	50,463	6	10,535	13	12	1	2
Subcontractors.....	80	25	30	100,968	233	703,601	162	405,637	71	207,964	212	165	47	21
Carpentering and wood flooring.....	4	2	-----	-----	8	31,420	5	23,080	3	8,340	8	7	1	-----
Electrical.....	14	1	7	18,240	52	139,827	37	93,821	15	46,006	48	38	10	4
Heating and plumbing.....	25	9	12	48,269	70	207,499	57	148,204	19	59,235	68	49	19	8
Heating and pipe covering.....	10	4	4	17,500	33	91,765	27	69,380	6	22,385	30	23	7	3
Plumbing.....	9	5	2	6,560	23	62,010	22	59,150	1	2,800	21	16	5	2
Plumbing and heating combined.....	6	-----	-----	-----	20	53,724	8	19,674	12	34,050	17	10	7	3
Masonry.....	4	3	2	3,120	25	66,879	8	26,203	17	40,678	25	22	3	-----
Painting and decorating.....	5	1	3	15,219	5	10,560	4	10,560	1	3,000	5	4	1	-----
Roofing and sheet-metal work.....	14	4	2	4,680	31	120,532	24	99,039	7	21,493	20	21	8	2
Roofing.....	6	2	2	4,680	12	47,258	9	38,045	3	9,213	12	8	4	-----
Sheet-metal work ²⁸	3	-----	-----	-----	19	73,274	15	60,994	4	12,280	17	13	4	-----
Steel erection.....	8	-----	-----	-----	10	46,140	4	25,254	6	20,886	10	10	-----	-----
Marble, tiling, and plastering.....	8	4	4	11,440	16	56,976	16	56,976	-----	-----	16	13	3	-----
Other classes ²⁹	3	1	-----	-----	10	20,768	7	12,600	3	8,268	3	1	2	7

See footnotes at end of table.

TABLE 5.—NUMBER AND SALARIES OF PROPRIETORS, FIRM MEMBERS, AND SALARIED EMPLOYEES: 1929—
Continued

CLASSIFICATION OF ESTABLISHMENTS	Establishments reporting	PROPRIETORS AND FIRM MEMBERS			SALARIED EMPLOYEES						Number reported, by sex			Sex not reported
		Receiving no salary	Receiving salaries		All salaried employees		Officers and clerical staff		Superintendents, foremen, etc.		Total	Male	Female	
			Number	Total annual salaries	Total number	Total annual salaries	Number	Total annual salaries	Number	Total annual salaries				
SYRACUSE	97	41	26	\$65,172	395	\$1,197,750	238	\$739,538	159	\$458,212	392	325	67	3
General contractors	36	18	7	14,345	217	704,456	100	373,023	117	331,433	210	187	29	1
Building	18	6	7	14,345	104	300,203	48	203,941	56	186,262	104	89	15	
Highway	6	3			33	107,028	14	55,800	19	51,228	32	31	1	1
Street paving	4	2			38	86,174	17	41,360	21	44,814	38	34	4	
Sewer, gas, water, conduit	4	6			26	76,048	12	42,228	14	33,820	26	22	4	
Other classes ³⁰	4	1			16	45,003	9	29,694	7	15,309	16	11	5	
Subcontractors	61	23	19	50,827	178	493,294	138	366,515	42	126,779	176	138	38	2
Concrete and masonry	3	1	1	3,180	8	13,080	4	3,480	4	9,600	8	7	1	
Electrical	6	3	1	3,380	22	65,437	17	48,217	5	17,220	22	17	5	
Heating and plumbing	27	10	13	35,135	44	112,228	29	63,331	15	48,897	42	30	12	2
Heating and piping ³¹	10	2	4	8,808	18	48,509	12	31,412	6	17,097	18	14	4	
Plumbing	17	8	9	26,327	26	63,719	17	31,019	9	31,800	24	16	8	2
Roofing and sheet metal work	9	4	3	6,632	30	65,622	24	46,262	6	19,360	30	20	10	
Roofing	6	2	3	6,632	24	49,161	20	37,269	4	11,892	24	17	7	
Sheet-metal work	3	2			6	16,461	4	8,993	2	7,468	6	3	3	
Steel erection	3	1			32	92,312	26	76,728	6	15,584	32	30	2	
Marble, tiling, and plastering	5		1	2,600	25	91,371	22	82,427	3	8,944	25	19	6	
Ornamental iron ³²	3				13	45,586	11	39,410	2	6,176	13	11	2	
Other classes ³³	6	4			4	7,658	3	6,660	1	998	4	4		
UTICA	47	14	13	40,650	163	493,094	92	311,119	71	181,975	117	95	22	46
General contractors	22	8	7	22,413	94	315,503	42	185,191	52	130,312	65	56	9	29
Building	18	8	6	20,813	58	173,683	29	98,992	29	74,691	37	33	4	21
Street paving and highway	4		1	1,600	36	141,820	13	86,199	23	55,621	28	23	5	8
Subcontractors	25	6	6	18,237	69	177,591	50	125,923	19	51,663	52	39	13	17
Electrical	3				9	32,612	6	22,342	3	10,270	9	7	2	
Heating and plumbing	9		1	2,600	26	72,405	22	59,325	4	13,080	18	15	3	8
Heating and piping	4				15	38,534	12	29,094	3	9,440	7	6	1	8
Plumbing and heating combined	5		1	2,600	11	33,871	10	30,231	1	3,640	11	9	2	
Roofing	4	2			11	23,283	6	12,178	5	11,106	4	3	1	7
Steel erection ³⁴	3				13	26,303	8	14,368	5	11,935	13	9	4	
Other classes ³⁵	6	4	5	15,637	10	22,988	8	17,715	2	5,273	8	5	3	2
YONKERS	64	24	24	137,768	175	565,954	114	390,889	61	175,065	147	116	31	28
General contractors ⁷	26	10	11	88,935	93	303,595	50	187,931	43	115,664	77	63	14	16
Building	21	10	6	28,735	52	185,949	36	130,331	16	46,613	36	27	9	16
Building not specialized ⁷	11	4	2	10,000	38	128,844	26	88,526	12	38,318	22	15	7	16
Residential building only	10	6	4	18,735	14	59,105	10	50,805	4	8,300	14	12	2	
Other classes ³⁶	5		5	60,200	41	117,646	14	48,600	27	69,046	41	36	5	
Subcontractors	38	14	13	48,834	32	262,359	64	202,958	18	59,401	70	53	17	12
Heating and plumbing	10	2	7	31,100	25	79,807	17	52,441	8	27,366	18	11	7	7
Heating and pipe covering	7	2	3	16,900	22	75,369	14	48,003	8	27,366	15	10	5	7
Plumbing	3		4	14,200	3	4,438	3	4,438			3	1	2	
Painting, decorating, and glazing	3	2			4	10,920	4	10,920			4	4		
Roofing and sheet-metal work	9	5	1	3,900	15	43,844	11	32,929	4	10,915	15	13	2	
Roofing	5	1	1	3,900	12	36,338	8	25,428	4	10,915	12	10	2	
Sheet-metal work	4	4			3	7,506	3	7,506			3	3		
Steel erection	3		4	8,784	6	12,500	4	7,500	2	5,000	6	4	2	
Stonework and concreting	3	1	1	5,050	5	27,822	3	19,782	2	8,090	5	3	2	
Excavating	3	1			7	15,524	7	15,524			3	2	1	4
Other classes ³⁷	7	3			20	71,942	18	63,912	2	8,030	19	16	3	1

1 Includes air transport; telephone line and system; and radio tower, etc.
 2 Includes bridge and culvert; sewer, gas, water, conduit; waterworks; and rental of equipment, trucking, etc.
 3 Includes bridge and culvert; sewer, gas, water, conduit; dredging, river, harbor, etc.; and central station, light and power plant.
 4 Includes pipe covering; and automatic temperature control.
 5 Includes flooring, n. e. s.
 6 Includes concreting; steel erection; and grading.
 7 Includes operative builders.
 8 Includes bridge and culvert; dredging, river, harbor, etc.; railroad; and central station, light and power plant.
 9 Includes ornamental iron.
 10 Includes pipe covering; and automatic temperature control.
 11 Includes highway; sewer, gas, water, conduit; foundation; and flooring, n. e. s.
 12 Includes grading; dam and reservoir; and radio towers.
 13 Includes automatic temperature control.
 14 Includes soundproofing; sewer, gas, water, conduit; and waterworks.
 15 Includes central station, light and power plant; and subway (other than buildings).
 16 Includes elevator construction.
 17 Includes glass and glazing; and foundation.
 18 Includes bridge and culvert; and subway (other than buildings).
 19 Includes grading; waterworks; and foundation.
 20 Includes glass and glazing; wrecking; foundation; and metal work, n. e. s.
 21 Includes foundation; refuse disposal plant; and radio towers.
 22 Includes waterworks; soundproofing; and metal work, n. e. s.
 23 Includes dredging, river, harbor; foundation; central station, light and power plant; and refuse disposal plant.
 24 Includes glass and glazing; sewer, gas, water, conduit; metal work, n. e. s.; and flooring, n. e. s.
 25 Includes dam and reservoir; waterworks; and refuse disposal plant.
 26 Includes electrical; plumbing; and plumbing and heating combined.
 27 Includes bridge and culvert; and sewer, gas, water, conduit.
 28 Includes roofing and sheet metal combined.
 29 Includes elevator construction; glass and glazing; and flooring, n. e. s.
 30 Includes bridge and culvert; grading; dam and reservoir; and waterworks.
 31 Includes plumbing and heating combined.
 32 Includes metal work, n. e. s.
 33 Includes carpentering and wood flooring; painting and decorating; glass and glazing; and grading.
 34 Includes elevator construction; and ornamental iron.
 35 Includes carpentering and wood flooring; painting and decorating; marble and tiling; and excavating.
 36 Includes highway; street paving; and sewer, gas, water, conduit.
 37 Includes carpentering and wood flooring; electrical; marble and tiling; ornamental iron; and metal work, n. e. s.

CONSTRUCTION—NEW YORK

TABLE 6.—VALUE OF CONSTRUCTION EQUIPMENT, IN COMPARISON WITH CONSTRUCTION BUSINESS AND WAGES PAID DURING 1929

CLASSIFICATION OF ESTABLISHMENTS AND PERCENTAGE OF EQUIPMENT OWNED	Establishments reporting	EQUIPMENT		Value of construction business reported	Wages paid	CLASSIFICATION OF ESTABLISHMENTS AND PERCENTAGE OF EQUIPMENT OWNED	Establishments reporting	EQUIPMENT		Value of construction business reported	Wages paid
		Purchased during the year	Inventory value at end of year					Purchased during the year	Inventory value at end of year		
NEW YORK						ALBANY—Continued					
3,795 16,588,861 36,562,936 1,210,285,151 29 3,372,633						Classification of establishments—Continued					
<i>Classification of establishments</i>						<i>Classification of establishments</i>					
Operative builders	80	7,699	36,577	37,890,092	1,220,358	Subcontractors	28	68,877	289,744	3,015,326	967,885
General contractors	1,543	13,540,185	52,141,432	777,305,196	167,198,715	Electrical	3	200	23,950	150,139	59,453
Building	1,112	1,777,519	7,237,835	516,879,295	92,240,944	Heating and plumbing	11	7,171	28,013	619,292	251,938
Building not specialized	752	1,594,195	6,373,146	449,423,594	80,967,840	Heating and piping ³	4	3,646	6,572	452,667	91,577
Commercial building only	103	38,338	261,147	20,718,150	3,659,890	Plumbing	7	3,525	18,441	406,625	160,361
Manufacturing building only	7	1,224	66,341	1,306,821	301,669	Painting and decorating ⁴	5	1,800	11,451	348,818	171,863
Residential building only	250	143,762	537,207	45,430,730	7,311,645	Roofing and sheet-metal work	4	1,931	35,794	343,705	110,134
Highway	133	2,554,445	9,679,501	43,937,421	10,881,915	Other classes ⁵	5	58,275	140,496	1,223,372	374,497
Bridge and culvert	23	169,761	1,073,293	6,466,835	1,383,788	<i>Percentage of equipment owned</i>					
Grading	24	222,608	1,077,500	2,929,676	870,698	General contractors	32	149,508	757,605	8,198,041	2,496,204
Street paving	94	1,057,991	6,026,373	38,292,208	10,146,128	51% to 75%	1	38,100	62,400	160,869	27,982
Sewer, gas, water, conduit	42	1,030,959	2,257,800	17,145,960	6,169,170	76% to 99%	6	28,947	188,440	1,780,272	401,444
Dam and reservoir	6	83,159	337,922	2,309,327	305,481	100%	24	73,615	492,619	5,894,229	1,071,068
Waterworks	21	1,738,000	2,913,824	22,728,220	6,493,674	Not reported	1	11,846	14,146	3,021,971	96,772
Dredging, river, harbor, etc.	29	2,147,270	15,102,178	28,156,774	7,567,263	Subcontractors	28	68,877	239,744	3,015,326	967,885
Railroad	10	223,044	1,026,976	7,337,319	2,657,532	51% to 75%	1	20,210	26,532	90,335	30,873
Foundation	7	8,111	58,304	880,571	257,499	76% to 99%	2	36,065	50,896	499,037	100,472
Central station, light and power plant	15	133,631	455,082	23,216,324	6,549,170	100%	24	12,602	150,451	2,315,550	811,399
Subway (other than buildings)	22	2,321,005	4,674,685	64,898,779	20,684,104	Not reported	1	11,865	11,865	101,374	25,141
Other classes ¹	5	68,176	220,114	1,617,496	491,340	BUFFALO					
Subcontractors	2,172	3,334,977	14,374,920	395,009,864	124,953,500	<i>Classification of establishments</i>					
Carpentering and wood flooring	83	50,378	324,462	9,751,258	3,393,765	General contractors ³	87	433,439	2,637,441	37,031,055	8,002,671
Concreting	70	194,439	587,335	20,553,739	7,733,731	Building	69	132,287	680,955	25,041,702	5,554,563
Electrical	228	160,243	639,457	43,314,286	10,131,577	Building not specialized ³	50	123,056	636,143	22,524,738	5,273,243
Elevator construction	21	131,210	408,555	23,635,637	4,859,822	Residential building only	13	9,231	24,812	2,516,094	281,320
Heating and plumbing	770	574,826	2,592,329	112,830,822	29,163,880	Highway	10	181,250	1,156,195	5,830,834	1,038,493
Heating and piping	181	167,711	780,778	38,976,143	9,649,552	Street paving	6	48,730	266,915	2,680,810	732,856
Pipes covering	9	1,450	5,841	2,400,889	704,337	Sewer, gas, water, conduit	3	12,494	81,970	1,471,186	687,607
Plumbing	418	311,398	1,293,616	56,584,370	14,903,916	Other classes ⁴	5	58,678	471,406	2,006,457	569,153
Plumbing and heating combined	153	85,176	480,583	12,004,835	3,128,354	Subcontractors	144	229,170	1,395,911	21,100,982	5,034,201
Automatic temperature control	3	2,935	7,200	844,066	217,842	None	4	12,670	25,129	230,700	62,998
Automatic sprinkler systems	6	6,158	24,311	2,020,519	559,879	Concreting	18	14,998	90,935	3,165,520	749,789
Masonry	93	130,053	396,038	19,072,393	8,106,982	Electrical	4	1,506	21,691	2,640,907	365,499
Painting and decorating	106	125,623	289,672	13,500,551	6,512,254	Elevator construction ⁵	40	31,429	189,728	5,945,515	1,455,920
Glass and glazing	18	1,110	158,866	1,845,211	389,618	Heating and plumbing	14	6,861	75,181	2,913,476	601,059
Plastering and lathing	77	108,752	351,405	22,777,913	12,947,418	Heating and piping ¹⁰	25	14,803	103,473	2,584,140	715,785
Roofing and sheet-metal work	211	142,953	930,883	21,071,955	5,661,014	Plumbing	7	0,765	11,074	447,899	139,076
Roofing	92	87,636	333,209	10,222,596	2,436,170	Plumbing and heating combined	4	0,388	19,809	423,379	242,480
Sheet-metal work	70	30,608	320,699	6,524,414	1,992,140	Masonry and stone work	10	5,599	32,225	601,707	232,454
Roofing and sheet metal combined	40	24,809	226,975	4,328,945	1,232,704	Painting, decorating, and glazing	4	5,479	26,761	693,279	351,042
Steel erection	65	310,594	1,328,295	24,345,398	4,545,114	Plastering and lathing	26	31,379	211,981	2,249,886	594,740
Stonework	33	87,273	861,973	6,917,395	2,262,576	Roofing and sheet-metal work	13	24,327	80,060	1,083,499	247,410
Marble and tiling	134	304,462	1,341,768	24,085,680	7,893,875	Roofing	0	2,068	90,701	463,293	138,561
Wrecking	14	81,657	110,598	1,336,672	827,790	Sheet-metal work	7	4,064	40,224	703,124	208,760
Excavating	40	416,347	1,767,145	11,799,503	4,610,069	Roofing and sheet metal combined	5	36,755	193,941	2,348,007	621,605
Ornamental iron	84	38,407	678,555	11,027,116	1,999,369	Steel erection	6	891	231,945	703,681	242,255
Highway	6	30,051	151,887	1,190,193	344,507	Marble and tiling	7	12,800	174,991	363,011	130,821
Grading	4	28,489	55,040	235,918	66,514	Excavating and wrecking	7	55,876	176,775	1,663,300	554,081
Soundproofing	3	5,005	9,218	581,236	166,280	<i>Percentage of equipment owned</i>					
Foundation	11	373,028	1,197,251	19,902,501	5,890,838	General contractors ³	87	433,439	2,637,441	37,031,055	8,002,671
Metal work, n. e. s.	13	17,170	56,509	2,001,834	397,200	None	4	1,160,172	847,759	60,260	
Flooring, n. e. s.	17	19,982	60,362	2,794,119	825,030	1% to 25%	2	6,182	23,612	2,135,728	688,605
Other classes ²	5	12,315	77,323	498,774	184,220	26% to 50%	2	12,215	21,500	1,000,250	645,000
<i>Percentage of equipment owned</i>						51% to 75%	11	160,508	700,773	11,855,310	2,301,469
General contractors ³	1,623	13,553,884	52,178,009	815,195,287	168,419,073	76% to 99%	60	242,129	1,767,644	18,925,166	4,404,205
None	206			91,135,063	5,223,791	100%	5	12,098	26,500	1,600,664	452,612
1% to 25%	45	151,495	354,095	53,994,475	9,578,150	Subcontractors	144	229,170	1,395,911	21,100,982	5,034,201
26% to 50%	48	203,216	754,167	24,899,679	4,549,470	None	1	135,874	40,280	335,870	40,280
51% to 75%	69	541,786	1,291,163	28,686,066	6,277,510	51% to 75%	3	15,100	69,798	1,085,040	345,167
76% to 99%	249	5,177,749	22,736,233	218,171,229	48,336,439	76% to 99%	4	6,479	74,617	229,937	108,267
100%	950	7,306,743	26,010,476	352,245,823	87,797,136	100%	132	205,879	1,241,966	19,286,686	4,907,139
Not reported	60	112,896	431,876	46,362,868	6,659,577	Not reported	4	1,712	9,530	363,546	173,414
Subcontractors	2,172	3,334,977	14,374,920	395,009,864	124,953,500	NEW YORK CITY					
None	174			24,565,702	8,526,610	<i>Classification of establishments</i>					
1% to 25%	23	43,652	100,785	11,884,681	4,046,409	Operative builders	57	3,741	13,840	84,551,286	825,710
26% to 50%	24	37,119	164,931	6,708,305	3,167,590	General contractors	630	8,510,998	30,700,559	592,341,835	111,158,179
51% to 75%	44	224,066	592,020	9,187,071	3,241,446	Building	480	884,400	2,835,132	380,631,467	87,019,947
76% to 99%	114	751,346	2,628,433	56,441,014	17,268,832	Building not specialized	301	807,980	2,480,306	335,949,032	51,477,062
100%	1,725	2,220,672	10,618,624	278,335,641	85,596,848	Commercial building only	88	24,459	156,142	18,817,800	3,263,042
Not reported	68	58,122	270,133	8,447,450	3,106,825	Manufacturing building only	4	200	9,651	909,003	209,046
ALBANY						Residential building only	87	51,761	187,133	24,356,132	2,680,797
<i>Classification of establishments</i>						Highway	8	229,596	546,260	3,973,162	1,069,995
General contractors	32	149,508	757,605	8,198,041	2,496,296						
Building	15	25,557	160,351	4,657,060	1,106,279						
Building not specialized	15	23,898	153,532	4,297,602	1,015,601						
Residential building only	3	1,659	6,819	360,058	90,678						
Street paving and highway	8	77,883	351,546	1,898,358	586,685						
Other classes ¹	6	46,068	245,708	1,642,023	803,392						

See footnotes at end of table.

TABLE 6.—VALUE OF CONSTRUCTION EQUIPMENT, IN COMPARISON WITH CONSTRUCTION BUSINESS AND WAGES PAID DURING 1929—Continued

CLASSIFICATION OF ESTABLISHMENTS AND PERCENTAGE OF EQUIPMENT OWNED	Establishments reporting	EQUIPMENT		Value of construction business reported	Wages paid	CLASSIFICATION OF ESTABLISHMENTS AND PERCENTAGE OF EQUIPMENT OWNED	Establishments reporting	EQUIPMENT		Value of construction business reported	Wages paid
		Purchased during the year	Inventory value at end of year					Purchased during the year	Inventory value at end of year		
NEW YORK CITY—Contd.						BRONX BOROUGH—Contd.					
<i>Classification of establishments—Continued</i>						<i>Classification of establishments—Continued</i>					
General contractors—Continued.		Dollars	Dollars	Dollars	Dollars	Subcontractors—Continued.		Dollars	Dollars	Dollars	Dollars
Bridge and culvert.....	5	35,878	184,087	3,215,020	521,095	Roofing and sheet-metal work.....	19	5,151	63,362	2,207,098	577,339
Grading.....	3	2,300	56,161	239,954	53,430	Roofing.....	5	3,718	24,070	884,757	84,573
Street paving.....	33	420,586	2,930,778	21,167,232	5,274,974	Sheet-metal work.....	9	459	22,142	1,208,356	373,793
Sewer, gas, water, conduit.....	18	624,084	1,239,841	10,838,055	3,749,353	Roofing and sheet metal combined.....	5	979	17,144	614,885	118,967
Waterworks, dam and reservoir.....	14	1,611,980	2,443,545	20,515,887	6,075,877	Steel erection.....	9	15,300	140,797	1,430,144	250,817
Dredging, river, harbor, etc.....	20	2,067,317	14,297,470	26,807,825	7,133,809	Stonework.....	0	3,655	58,707	741,536	155,066
Railroad.....	9	222,937	1,024,178	7,793,678	2,643,405	Marble and tiling.....	0	40,137	128,207	3,970,704	1,472,014
Foundation.....	5	5,111	46,304	819,503	237,032	Excavating.....	6	41,141	242,493	1,500,991	721,184
Central station, light and power plant.....	10	78,274	882,006	21,583,655	6,034,876	Ornamental iron.....	20	17,649	270,338	3,650,081	740,748
Refuse disposal plant.....	3	600	41,500	407,618	60,282	Metal work, n. e. s. ¹²	3	4,572	10,000	1,718,367	330,570
Subway (other than buildings).....	22	2,321,905	4,674,685	64,898,779	20,684,104	Flooring, n. e. s. ¹³	5	2,700	11,100	559,498	175,437
Subcontractors.....	1,316	2,322,900	9,501,531	313,306,413	101,949,692	Other classes ¹⁴	4	9,314	9,314	330,029	64,885
Carpentering and wood flooring.....	62	38,628	238,407	8,279,280	2,870,408	<i>Percentage of equipment owned</i>					
Concreting.....	55	149,450	423,194	19,062,110	7,284,511	General contractors ³	49	413,827	1,079,577	20,203,008	4,195,202
Electrical.....	127	89,173	310,756	34,048,920	13,579,838	None.....	14	—	—	3,993,545	196,823
Elevator construction.....	16	119,031	333,205	20,807,185	4,444,358	1% to 25%.....	1	376	5,000	550,000	86,710
Heating and plumbing.....	393	311,130	1,185,564	76,896,161	20,115,705	26% to 50%.....	4	15,800	24,000	1,280,700	181,273
Heating and piping ¹²	98	114,267	403,561	28,748,036	7,404,507	51% to 75%.....	10	362,105	832,493	8,974,931	2,592,211
Pipe covering.....	5	1,000	1,752	2,015,566	576,200	76% to 99%.....	19	32,570	104,686	4,908,492	1,068,075
Plumbing.....	241	171,031	670,960	41,131,156	10,785,434	100%.....	1	2,910	23,398	490,000	70,110
Plumbing and heating combined.....	46	19,645	101,900	3,314,144	855,753	Not reported.....	194	107,500	1,109,868	27,340,751	8,295,250
Automatic sprinkler systems.....	3	5,187	7,301	1,686,909	463,721	Subcontractors.....	34	—	—	6,602,013	2,217,340
Masonry.....	58	92,609	249,395	16,321,117	7,012,440	None.....	4	2,247	23,870	605,150	199,205
Painting and decorating.....	117	97,288	176,633	10,030,900	5,013,050	1% to 25%.....	4	6,063	21,402	579,874	163,055
Glass and glazing.....	12	1,102	136,937	1,502,589	392,632	26% to 50%.....	2	1,600	10,365	188,000	77,425
Plastering and lathing.....	61	88,055	273,004	20,733,351	11,879,239	51% to 75%.....	12	4,789	204,326	2,705,844	959,969
Roofing and sheet-metal work.....	95	46,441	314,012	11,919,806	3,185,339	76% to 99%.....	130	107,558	744,155	10,252,218	4,284,931
Roofing.....	33	30,191	122,949	5,578,710	1,201,257	100%.....	8	348	154,184	1,019,040	383,324
Sheet-metal work.....	40	13,419	124,641	4,407,110	1,377,601	BROOKLYN BOROUGH					
Roofing and sheet metal combined.....	22	2,831	67,322	1,874,040	516,421	<i>Classification of establishments</i>					
Steel erection.....	41	180,698	837,371	18,798,182	3,325,860	Operative builders.....	10	—	—	4,444,898	18,705
Stonework.....	29	72,827	827,142	6,572,746	2,190,031	General contractors.....	94	484,252	2,125,145	35,980,634	7,063,008
Marble and tiling.....	99	281,044	982,603	20,380,272	6,649,287	Building.....	70	61,051	397,303	25,322,212	4,565,046
Wrecking.....	12	80,057	100,740	1,200,670	776,425	Building not specialized.....	41	55,784	393,891	21,307,835	4,190,761
Excavating.....	26	70,079	1,213,311	10,758,832	4,243,051	Commercial building only.....	11	4,495	26,360	1,304,366	231,597
Ornamental iron.....	25	32,798	601,466	10,280,253	1,809,865	Residential building only.....	38	145,807	775,094	4,177,921	147,658
Highway and grading.....	3	9,736	60,326	866,870	215,108	Highway.....	7	107,707	493,048	2,293,385	819,837
Foundation.....	10	337,516	1,119,284	19,664,645	5,736,632	Sewer, gas, water, conduit.....	5	1,510	208,063	3,477,556	987,063
Metal work, n. e. s.....	9	1,015	38,300	1,488,560	297,678	Dredging, river, harbor, etc.....	3	105,707	187,861	3,477,556	987,063
Flooring, n. e. s. ¹³	11	14,830	54,833	2,339,492	738,506	Railroad ¹⁷	4	2,290	82,606	414,880	130,182
Other classes ¹³	5	7,733	18,092	684,044	199,160	Other classes ¹⁸	268	244,731	1,448,335	33,828,860	8,440,411
<i>Percentage of equipment owned</i>						<i>Percentage of equipment owned</i>					
General contractors ³	687	8,514,739	30,714,309	598,893,121	111,983,880	Subcontractors.....	268	244,731	1,448,335	33,828,860	8,440,411
None.....	162	—	—	85,105,014	4,544,384	Carpentering and wood flooring.....	8	7,682	24,661	690,111	235,836
1% to 25%.....	27	131,166	303,158	60,979,089	8,934,535	Concreting.....	3	10,922	34,730	281,012	127,209
26% to 50%.....	30	113,520	383,964	20,218,514	3,269,315	Electrical.....	7	3,766	24,207	820,003	285,985
51% to 75%.....	41	314,680	668,172	21,709,214	3,909,696	Elevator construction.....	3	10,448	10,795	4,388,495	714,235
76% to 99%.....	112	3,729,459	17,430,013	174,000,451	37,207,061	Heating and plumbing.....	96	39,326	231,181	10,351,224	2,067,042
100%.....	290	4,202,335	11,744,375	202,927,554	48,663,985	Heating and piping.....	28	13,541	85,919	3,445,454	615,733
Not reported.....	25	28,679	184,117	41,833,285	5,474,913	Plumbing.....	61	24,284	193,199	6,546,429	1,385,190
Subcontractors.....	1,316	2,322,900	9,501,531	313,306,413	101,949,692	Plumbing and heating combined.....	7	1,501	12,063	359,341	66,119
None.....	150	—	—	22,723,046	8,092,027	Masonry.....	14	4,461	60,400	1,153,557	537,938
1% to 25%.....	23	48,652	100,755	11,384,681	4,040,409	Painting and decorating.....	17	5,650	21,818	1,034,695	485,673
26% to 50%.....	23	32,789	149,972	6,661,993	3,135,863	Plastering and lathing.....	5	11,400	0,200	557,766	274,152
51% to 75%.....	31	135,280	351,715	7,857,402	2,694,347	Roofing and sheet-metal work.....	20	6,141	95,100	2,956,602	914,303
76% to 99%.....	81	619,311	2,204,638	53,304,450	16,299,616	Roofing.....	10	2,534	29,526	645,804	202,604
100%.....	964	1,440,167	6,481,740	204,789,655	64,992,242	Sheet metal work.....	11	2,600	39,545	1,563,648	481,165
Not reported.....	54	51,741	212,681	7,095,576	2,680,188	Roofing and sheet metal combined.....	8	1,007	26,039	757,150	230,534
BRONX BOROUGH						BROOKLYN BOROUGH					
<i>Classification of establishments</i>						<i>Classification of establishments</i>					
Operative builders.....	3	—	—	1,852,555	27,136	Operative builders.....	10	—	—	4,444,898	18,705
General contractors.....	46	413,827	1,079,577	18,411,113	4,168,066	General contractors.....	94	484,252	2,125,145	35,980,634	7,063,008
Building.....	29	34,654	70,402	7,017,592	810,909	Building.....	70	61,051	397,303	25,322,212	4,565,046
Building not specialized.....	17	31,834	55,733	4,846,402	611,633	Building not specialized.....	41	55,784	393,891	21,307,835	4,190,761
Commercial building only.....	4	2,820	4,669	683,355	112,134	Commercial building only.....	11	4,495	26,360	1,304,366	231,597
Residential building only.....	7	—	10,000	1,988,835	87,142	Residential building only.....	38	145,807	775,094	4,177,921	147,658
Street paving and highway.....	8	27,320	515,654	3,042,487	873,897	Highway.....	7	107,707	493,048	2,293,385	819,837
Sewer, gas, water, conduit.....	4	40,200	128,574	1,077,623	411,978	Sewer, gas, water, conduit.....	5	1,510	208,063	3,477,556	987,063
Foundation.....	3	3,671	39,804	585,740	219,641	Dredging, river, harbor, etc.....	3	105,707	187,861	3,477,556	987,063
Other classes ¹⁴	3	307,982	825,143	6,687,671	1,851,641	Railroad ¹⁷	4	2,290	82,606	414,880	130,182
Subcontractors.....	104	167,600	1,109,868	27,346,751	8,295,250	Other classes ¹⁸	268	244,731	1,448,335	33,828,860	8,440,411
Carpentering and wood flooring.....	13	1,750	16,329	1,349,949	575,437	Carpentering and wood flooring.....	8	7,682	24,661	690,111	235,836
Concreting.....	6	4,245	22,502	1,706,943	279,779	Concreting.....	3	10,922	34,730	281,012	127,209
Electrical.....	9	200	13,187	875,753	272,010	Electrical.....	7	3,766	24,207	820,003	285,985
Heating and plumbing.....	44	13,046	69,222	4,220,309	899,793	Elevator construction.....	3	10,448	10,795	4,388,495	714,235
Heating and pipe covering.....	9	1,901	10,643	1,139,881	207,416	Heating and plumbing.....	96	39,326	231,181	10,351,224	2,067,042
Plumbing.....	28	8,313	38,182	2,616,865	544,953	Heating and piping.....	28	13,541	85,919	3,445,454	615,733
Plumbing and heating combined.....	7	3,232	20,397	463,593	147,394	Plumbing.....	61	24,284	193,199	6,546,429	1,385,190
Masonry.....	14	7,371	56,972	3,138,286	1,456,786	Plumbing and heating combined.....	7	1,501	12,063	359,341	66,119
Painting and decorating.....	4	643	3,888	2,060,628	155,248	Masonry.....	14	4,461	60,400	1,153,557	537,938
Plastering and lathing.....	8	2,900	13,400	511,437	198,512	Painting and decorating.....	17	5,65			

TABLE 6.—VALUE OF CONSTRUCTION, EQUIPMENT, IN COMPARISON WITH CONSTRUCTION BUSINESS AND WAGES PAID DURING 1929—Continued

Main data table with columns for Classification of Establishments, Equipment (Purchased during year, Inventory value at end of year), Value of construction business reported, and Wages paid. It is organized into sections for MANHATTAN BOROUGH, QUEENS BOROUGH—Con., RICHMOND BOROUGH, and ROCHESTER.

See footnotes at end of table.

CONSTRUCTION—NEW YORK

TABLE 6.—VALUE OF CONSTRUCTION EQUIPMENT, IN COMPARISON WITH CONSTRUCTION BUSINESS AND WAGES PAID DURING 1929—Continued

CLASSIFICATION OF ESTABLISHMENTS AND PERCENTAGE OF EQUIPMENT OWNED	Establishments reporting	EQUIPMENT		Value of construction business reported	Wages paid	CLASSIFICATION OF ESTABLISHMENTS AND PERCENTAGE OF EQUIPMENT OWNED	Establishments reporting	EQUIPMENT		Value of construction business reported	Wages paid
		Purchased during the year	Inventor-y value at end of year					Pur- chased during the year	Inventor-y value at end of year		
ROCHESTER—Continued											
<i>Percentage of equipment owned</i>											
		Dollars	Dollars	Dollars	Dollars			Dollars	Dollars	Dollars	Dollars
General contractors.....	50	270,006	1,558,411	17,965,303	5,315,856						
1% to 25%.....	1		3,000	463,351	130,343						
26% to 50%.....	4	31,352	28,662	440,350	85,275						
51% to 75%.....	1	9,250	22,403	1,108,746	561,426						
76% to 99%.....	8	50,025	266,552	1,904,500	570,177						
100%.....	38	177,100	1,228,924	13,610,022	3,024,547						
Not reported.....	3	1,370	8,780	303,395	44,088						
Subcontractors.....	74	38,101	314,025	7,671,600	2,138,635						
None.....	3			240,879	84,742						
76% to 99%.....	1	1,150	2,650	127,908	31,444						
100%.....	68	35,870	306,020	7,019,368	1,061,741						
Not reported.....	2	1,075	4,443	277,514	60,700						
SYRACUSE											
<i>Classification of establishments</i>											
General contractors.....	35	320,533	1,155,828	10,586,482	2,730,058						
Building.....	17	30,501	108,730	5,515,631	1,372,666						
Highway.....	0	70,718	329,080	1,814,041	488,320						
Street paving.....	4	19,848	183,474	1,181,875	300,433						
Sewer, gas, water, conduit.....	4	190,406	355,840	1,161,022	399,207						
Other classes ²⁸	4	9,060	118,098	923,273	172,872						
Subcontractors.....	59	27,019	210,684	6,275,573	1,661,206						
Electrical.....	4	1,843	11,694	499,705	108,622						
Heating and plumbing.....	28	5,064	60,679	2,051,843	400,756						
Heating and piping.....	8	782	18,305	359,320	60,831						
Plumbing.....	17	4,404	38,604	1,242,743	246,163						
Plumbing and heating combined.....	3	418	9,770	449,780	102,762						
Roofing and sheet-metal work.....	9	4,413	29,995	1,004,130	324,060						
Roofing.....	6	2,897	20,777	771,130	227,591						
Sheet-metal work.....	3	1,816	9,218	322,994	96,608						
Steel erection.....	3	800	43,343	685,244	97,288						
Marble, tiling, and plastering.....	5	5,417	28,661	1,076,694	473,109						
Ornamental iron ²⁹	3	246	13,609	631,739	162,851						
Other classes ³⁰	7	8,636	16,603	336,128	115,481						
<i>Percentage of equipment owned</i>											
General contractors.....	35	320,533	1,155,828	10,586,482	2,730,058						
51% to 75%.....	1	5,772	30,521	173,398	40,916						
76% to 99%.....	6	50,315	128,365	707,975	271,390						
100%.....	27	263,446	993,542	9,448,509	2,359,694						
Not reported.....	1	1,000	3,400	256,600	67,058						
Subcontractors.....	59	27,019	210,684	6,275,573	1,661,206						
None.....	2			151,647	11,670						
51% to 75%.....	2	346	801	218,124	35,816						
76% to 99%.....	3	6,847	22,650	163,266	58,060						
100%.....	51	19,726	186,343	5,702,682	1,576,033						
Not reported.....	1	100	800	39,864	9,637						
UTICA											
<i>Classification of establishments</i>											
General contractors.....	21	123,963	499,229	5,773,301	1,687,496						
Building.....	16	20,866	101,690	2,873,022	780,080						
Street paving and highway.....	5	94,097	397,539	2,000,279	898,466						
Subcontractors.....	27	46,145	155,614	2,681,135	595,238						
Electrical.....	3	1,905	15,853	580,116	93,025						
Heating and plumbing.....	10	7,172	41,417	1,166,470	264,800						
Heating and piping.....	4	6,777	28,700	816,787	148,510						
Plumbing and heating combined.....	6	305	12,711	336,703	116,281						
Roofing.....	4	1,550	19,340	226,146	38,060						
Steel erection ³¹	4	4,006	47,497	430,704	92,093						
Other classes ³²	6	31,512	31,501	287,699	105,784						
<i>Percentage of equipment owned</i>											
General contractors.....	21	123,963	499,229	5,773,301	1,687,496						
None.....	1			85,147	2,922						
26% to 50%.....	1	200	300	147,000	62,500						
76% to 99%.....	2	1,917	9,383	203,514	60,883						
100%.....	17	121,840	489,546	5,387,040	1,561,191						
Subcontractors.....	27	46,145	155,614	2,681,135	595,238						
51% to 75%.....	2	17,408	15,250	50,756	12,010						
100%.....	25	28,737	140,364	2,621,379	583,228						
YONKERS											
<i>Classification of establishments</i>											
General contractors.....	23	96,578	308,455	4,320,251	1,063,626						
Building.....	19	20,447	112,552	3,255,981	722,940						
Building not specialized ³	11	24,897	108,268	2,621,447	544,981						
Residential building only.....	8	1,550	9,287	634,534	177,059						
Other classes ³³	4	70,131	190,903	1,034,270	340,660						
Subcontractors.....	36	78,408	247,233	3,709,159	1,074,920						
Heating and plumbing.....	9	8,130	44,692	1,214,318	367,418						
Heating and pipe covering.....	6	7,770	40,292	1,071,894	316,308						
Plumbing.....	3	360	4,400	142,424	51,115						
Painting, decorating, and glazing.....	3	108	8,100	138,201	51,169						
Roofing and sheet-metal work.....	8	3,675	17,861	436,197	114,787						
Roofing.....	4	1,075	12,779	246,610	63,794						
Sheet-metal work.....	4	2,600	5,082	189,587	50,993						
Steel erection.....	3	5,275	19,500	323,189	32,895						
Stonework and concreting.....	3	13,751	44,590	641,827	161,166						
Excavating.....	3	26,900	76,000	201,500	57,966						
Other classes ³⁴	7	15,503	36,400	753,927	259,510						
<i>Percentage of equipment owned</i>											
General contractors.....	23	96,578	308,455	4,320,251	1,063,626						
None.....	1			272,000	88,477						
1% to 25%.....	2	1,200	2,300	91,292	10,767						
76% to 99%.....	4	30,716	175,023	1,048,726	337,237						
100%.....	10	55,062	126,132	2,008,233	627,145						
Subcontractors.....	36	78,408	247,233	3,709,159	1,074,920						
51% to 75%.....	1	25,000	30,000	111,000	20,213						
76% to 99%.....	3	3,162	48,120	371,860	143,334						
100%.....	31	44,940	168,213	3,171,309	893,373						
Not reported.....	1	300	900	55,000	18,000						

- ¹ Includes air transport work; refuse disposal plant; and telephone line and system.
- ² Includes bridge and culvert; sewer, gas, water, conduit; waterworks; and rental of equipment, trucking, etc.
- ³ Includes operative builders.
- ⁴ Includes bridge and culvert; sewer, gas, water, conduit; dredging, river, harbor, etc.; and central station, light and power plant.
- ⁵ Includes pipe covering and automatic temperature control.
- ⁶ Includes flooring, n. e. s.
- ⁷ Includes concreting; steel erection; marble and tiling; and grading.
- ⁸ Includes bridge and culvert; dredging, river, harbor, etc.; railroad; and central station, light and power plant.
- ⁹ Includes ornamental iron.
- ¹⁰ Includes pipe covering and automatic temperature control.
- ¹¹ Includes carpentering and wood flooring; highway; sewer, gas, water, conduit; foundation; flooring, n. e. s.; and metal work, n. e. s.
- ¹² Includes automatic temperature control.
- ¹³ Includes sewer, gas, water, conduit; waterworks; and soundproofing.
- ¹⁴ Includes subway; and central station, light, and power plant.
- ¹⁵ Includes elevator construction.
- ¹⁶ Includes glass and glazing; and foundation.
- ¹⁷ Includes subway (other than building); and bridge and culvert.
- ¹⁸ Includes grading; waterworks; foundation.
- ¹⁹ Includes foundation; wrecking; glass and glazing.
- ²⁰ Includes dam and reservoir; foundation; and refuse disposal plant.
- ²¹ Includes waterworks; metal work, n. e. s.; and soundproofing.
- ²² Includes dredging, river, harbor, etc.; central station light and power plant; and refuse disposal plant.
- ²³ Includes glass and glazing; sewer, gas, water, conduit; foundation; and flooring, n. e. s.
- ²⁴ Includes dam and reservoir; waterworks; and refuse-disposal plant.
- ²⁵ Includes electrical; plumbing; and plumbing and heating combined.
- ²⁶ Includes bridge and culvert; and sewer, gas, water, conduit.
- ²⁷ Includes elevator construction; glass and glazing; and flooring, n. e. s.
- ²⁸ Includes grading; bridge and culvert; waterworks; and dam and reservoir.
- ²⁹ Includes metal work, n. e. s.
- ³⁰ Includes carpentering and wood flooring; concreting; masonry; painting and decorating; grading; and flooring, n. e. s.
- ³¹ Includes elevator construction and ornamental iron.
- ³² Includes carpentering and wood flooring; painting and decorating; marble and tiling; and excavating.
- ³³ Includes highway; and sewer, gas, water, conduit.
- ³⁴ Includes carpentering and wood flooring; electrical; marble and tiling; ornamental iron; and metal work, n. e. s.

CONSTRUCTION—NEW YORK

TABLE 7.—WAGE EARNERS, BY MONTHS, AND WAGES PAID DURING 1929—Continued

CLASSIFICATION OF ESTABLISHMENTS AND LENGTH OF WORKING WEEK	Estab-lishments reporting	NUMBER EMPLOYED ON 15TH DAY OF THE MONTH OR NEAREST REPRESENTATIVE DAY												Wages paid during year
		January	February	March	April	May	June	July	August	September	October	November	December	
ROCHESTER—Continued														
<i>Classification of establishments—Con.</i>														
Subcontractors.....	73	1,001	1,046	1,030	1,104	1,100	1,076	1,103	1,168	1,225	1,216	1,230	1,083	\$2,183,464
Carpentering and woodflooring.....	3	35	28	38	39	39	36	20	33	41	33	26	26	83,441
Electrical.....	13	183	194	188	210	233	212	223	225	206	213	226	238	401,045
Heating and plumbing.....	26	435	415	402	408	395	399	356	412	452	531	490	443	818,673
Heating and pipe covering.....	10	211	200	185	186	187	195	186	181	193	238	207	183	354,125
Plumbing.....	10	140	137	134	141	141	131	120	147	167	193	183	154	293,083
Plumbing and heating combined.....	6	75	78	83	81	67	73	80	84	102	107	109	106	170,555
Masonry.....	4	103	87	77	73	82	84	97	112	108	98	90	55	163,897
Painting and decorating.....	4	41	44	52	71	75	52	76	100	85	85	69	53	161,406
Roofing and sheet-metal work.....	11	132	134	133	102	146	149	148	146	158	161	151	129	248,791
Roofing.....	5	22	29	35	63	52	51	54	47	40	67	53	32	70,062
Sheet-metal work.....	6	110	105	98	99	94	98	94	99	98	94	98	97	169,729
Steel erection ¹	3	53	46	32	37	26	30	44	37	63	77	54	33	104,081
Marble and tiling.....	6	88	77	87	87	88	70	75	81	87	101	106	80	183,411
Other classes ²⁷	3	16	21	21	17	16	14	14	17	15	17	16	17	37,810
<i>Length of working week *</i>														
General contractors.....	52	1,962	1,806	1,882	2,514	3,010	3,570	3,085	4,212	4,075	3,841	3,596	2,799	5,712,040
40-hour, 5-day week.....	2	18	18	25	45	52	52	40	34	31	26	30	24	31,510
44-hour, 5½-day week.....	33	1,556	1,500	1,496	1,906	2,038	2,191	2,205	2,315	2,331	2,022	2,120	1,827	3,725,784
49½-hour, 5½-day.....	1													37,006
All other 5½-day week.....	1	165	137	176	196	203	231	330	414	429	434	632	550	561,426
48-hour, 6-day week.....	10	117	108	120	109	393	606	773	388	793	793	408	246	847,040
54-hour, 6-day week.....	1	2	2	2	6	9	9	13	23	28	17	28	7	17,388
60-hour, 6-day week.....	3	94	32	54	183	301	471	476	482	466	429	264	43	440,900
All other 6-day week.....	1	10	9	9	9	14	13	15	15	67	87	72	62	50,959
Subcontractors.....	73	1,091	1,046	1,030	1,104	1,100	1,076	1,103	1,168	1,225	1,216	1,230	1,083	2,183,464
40-hour, 5-day week.....	7	65	57	60	61	71	67	72	65	70	70	64	69	135,616
44-hour, 5½-day week.....	61	1,003	968	945	991	993	975	988	1,071	1,113	1,201	1,130	989	1,988,214
49½-hour, 5½-day week.....	1	10	11	11	11	8	9	14	12	13	11	11	10	17,457
All other 5½-day week.....	2	8	7	9	16	16	13	13	13	13	17	13	7	24,702
48-hour, 6-day week.....	1	2		2	23	8	7	12	3	12	13	8	4	10,819
All other not designated.....	1	3	3	3	3	4	5	4	4	4	4	4	4	6,556
SYRACUSE														
<i>Classification of establishments</i>														
General contractors.....	34	793	695	773	1,203	1,538	1,839	2,241	2,332	2,479	2,433	2,072	1,260	2,647,591
Building.....	17	525	468	568	608	715	758	937	1,036	1,041	1,053	993	701	1,381,199
Highway.....	6	141	70	67	261	450	610	701	672	641	641	267	142	488,320
Street paving.....	4	13	12	16	85	154	225	325	311	340	435	438	98	306,433
Sewer, gas, water, conduit.....	4	79	81	103	227	167	180	220	251	298	330	315	284	399,287
Other classes ²⁸	3	35	34	29	32	43	57	58	62	93	65	59	35	72,372
Subcontractors.....	59	684	767	737	768	700	699	758	846	819	850	835	790	1,663,514
Concreting and masonry.....	3	2	1	1	19	20	34	34	42	43	47	41	29	44,077
Electrical.....	5	55	52	49	57	55	63	70	75	73	65	72	70	174,734
Heating and plumbing.....	28	195	195	23	25	23	29	25	31	34	48	38	32	60,831
Heating and piping.....	8	33	26	23	26	26	26	26	26	26	26	26	26	246,163
Plumbing.....	17	113	121	109	122	105	103	106	109	112	118	107	90	102,762
Plumbing and heating combined.....	3	52	48	39	37	34	37	37	45	60	50	39	42	324,099
Roofing and sheet-metal work.....	9	123	120	82	116	124	121	98	110	92	101	91	66	227,591
Roofing.....	6	81	73	43	42	40	42	66	76	80	79	68	53	96,508
Sheet-metal work.....	3	42	40	298	225	160	120	175	217	183	217	255	272	473,109
Marble, tiling, and plastering.....	3	208	300	48	50	50	61	49	51	52	58	67	75	102,851
Ornamental iron ²⁹	3	60	69	30	45	89	89	98	90	90	67	57	52	133,088
Other classes ³⁰	6	38	39	45	75	89	89	98	90	90	67	57	52	133,088
<i>Length of working week *</i>														
General contractors.....	34	793	695	773	1,203	1,538	1,839	2,241	2,332	2,479	2,433	2,072	1,260	2,647,591
40-hour, 5-day week.....	1	10	10	10	10	20	30	30	30	30	30	30	30	33,200
44-hour, 5½-day week.....	10	520	461	562	599	710	745	914	1,020	1,023	1,031	982	686	1,361,199
49½-hour, 5½-day week.....	1	5	7	6	9	5	13	23	16	18	22	11	16	20,000
All other 5½-day week.....	1	3	3	2	85	3	6	8	12	20	28	35	25	40,000
48-hour, 6-day week.....	1	80	67	76	149	236	313	431	421	459	535	517	163	435,936
54-hour, 6-day week.....	3	151	100	97	105	196	210	273	232	353	278	221	93	299,461
60-hour, 6-day week.....	6	24	17	20	246	368	522	562	601	571	509	276	248	457,795
Subcontractors.....	59	684	767	737	768	700	699	758	846	819	850	835	790	1,663,514
All other 5-day week.....	1	3	2	6	8	8	8	8	8	8	8	8	8	12,123
44-hour, 5½-day week.....	47	548	635	593	561	483	495	573	649	638	668	661	657	1,297,907
49½-hour, 5½-day week.....	1	12	11	10	30	31	24	30	25	26	15	12	12	41,478
55-hour, 5½-day week.....	1	1	3	3	23	23	19	20	21	19	14	16	16	17,618
All other 5½-day week.....	3	105	101	101	108	108	109	87	102	78	92	100	84	234,934
48-hour, 6-day week.....	1	1		7	8	8	8	9	8	8	8	6	6	6,737
54-hour, 6-day week.....	4	14	15	20	28	36	34	31	32	38	39	31	17	47,927
All other 6-day week.....	1	3	3	4	4	3	2	2	2	2	1	3	3	4,785
UTICA														
<i>Classification of establishments</i>														
General contractors.....	10	281	288	283	588	797	1,142	1,277	1,334	1,340	1,085	740	438	1,424,650
Building.....	14	262	264	230	234	232	242	282	261	282	400	439	387	526,190
Street paving and highway.....	5	29	24	23	354	565	904	995	1,073	1,058	685	301	51	898,460
Subcontractors.....	24	398	292	273	267	281	285	281	284	300	319	318	307	545,087
Heating and plumbing.....	9	139	137	130	114	113	115	102	107	124	117	111	117	254,740
Heating and piping.....	4	81	80	75	63	50	52	54	62	75	68	66	71	148,519
Plumbing and heating combined.....	5	58	57	55	51	54	53	48	45	49	45	46	46	106,221
Roofing.....	4	30	29	28	35	38	34	36	30	38	50	52	47	35,666
Steel erection ³¹	4	52	56	48	44	47	46	52	49	69	64	57	57	92,963
Other classes ³²	7	77	70	67	74	83	90	96	95	89	83	91	80	158,718

See footnotes at end of table.

CONSTRUCTION—NEW YORK

847

TABLE 7.—WAGE EARNERS, BY MONTHS, AND WAGES PAID DURING 1929—Continued

CLASSIFICATION OF ESTABLISHMENTS AND LENGTH OF WORKING WEEK	Estab-lish-ments reporting	NUMBER EMPLOYED ON 15TH DAY OF THE MONTH OR NEAREST REPRESENTATIVE DAY												Wages paid during year
		January	February	March	April	May	June	July	August	September	October	November	December	
UTICA—Continued.														
<i>Length of working week *</i>														
General contractors.....	10	281	288	253	588	797	1,146	1,277	1,394	1,340	1,085	740	438	\$1,424,656
44-hour, 5½-day week.....	14	252	204	280	284	232	242	282	261	282	400	439	387	526,190
48-hour, 6-day week.....	2	10	10	10	126	226	481	481	480	214	106	10	10	411,727
54-hour, 6-day week.....	1	13	8	6	66	112	120	125	127	125	130	27	19	120,462
60-hour, 6-day week.....	1	6	6	7	120	104	229	328	409	388	305	168	22	240,378
All other 6-day week.....	1				42	63	74	61	66	58	36			116,899
Subcontractors.....	24	208	202	273	267	281	285	281	284	300	319	318	307	545,087
40-hour, 5-day week.....	2	23	20	21	27	30	34	37	34	22	22	20	15	51,771
44-hour, 5½-day week.....	15	234	234	211	107	198	197	187	193	222	247	250	250	482,744
49½-hour, 5½-day week.....	1	6	7	6	8	8	7	6	6	6	6	7	7	9,746
All other 5½-day week.....	1	12	11	11	9	10	10	11	12	11	12	13	13	15,650
48-hour, 6-day week.....	3	12	9	13	15	17	13	17	16	16	20	17	11	15,982
All other 6-day week.....	1	10	10	10	10	15	20	20	20	20	10	10	10	14,728
Not reported.....	1	1	1	1	3	3	4	3	3	3	2	1	1	4,459
YONKERS.														
<i>Classification of establishments</i>														
General contractors ¹	24	486	482	422	428	498	520	579	584	550	556	478	370	1,008,654
Building.....	20	418	387	272	248	301	321	374	383	355	367	310	267	727,908
Building not specialized ²	11	391	353	221	185	222	227	253	279	243	261	196	190	544,981
Residential building only.....	9	27	34	51	63	69	94	121	104	112	106	114	77	182,987
Other classes ³	4	68	95	160	180	197	208	205	201	195	189	168	103	340,686
Subcontractors.....	32	374	371	384	383	413	407	431	431	471	474	429	381	1,009,894
Heating and plumbing.....	9	138	128	123	111	124	145	157	166	170	167	157	150	304,418
Roofing and sheet-metal work.....	6	34	30	84	41	41	39	48	47	49	44	45	39	85,978
Roofing.....	3	21	17	21	22	24	26	29	29	27	30	31	26	54,985
Sheet-metal work.....	3	13	13	13	19	17	13	19	18	22	14	14	13	30,993
Steel erection.....	3	16	17	8	10	8	12	13	17	12	10	17	8	32,805
Stonework and concreting.....	3	76	78	86	69	90	62	75	62	82	92	73	60	191,166
Excavating.....	3	12	14	31	37	39	39	35	31	43	35	23	20	57,906
Other classes ⁴	8	98	104	103	115	111	110	103	108	115	126	114	104	277,471
<i>Length of working week *</i>														
General contractors ⁵	24	486	482	422	428	498	529	579	584	550	556	478	370	1,008,654
40-hour, 5-day week.....	16	411	380	256	230	279	296	348	360	336	351	302	261	690,056
All other 5-day week.....	1			12	8	8	5	4	8	10	5	5	2	15,717
44-hour, 5½-day week.....	4	63	38	112	139	151	168	174	174	172	161	141	99	260,951
48-hour, 6-day week.....	2	12	14	12	16	15	20	19	20	17	21	12	8	30,900
54-hour, 6-day week.....	1			30	35	45	40	34	22	15	18	18		71,030
Subcontractors.....	32	374	371	384	383	413	407	431	431	471	474	429	381	1,009,894
40-hour, 5-day week.....	12	131	134	119	132	136	133	144	151	151	146	151	133	339,379
44-hour, 5½-day week.....	15	223	217	225	205	227	222	235	230	269	274	234	216	538,404
49½-hour, 5½-day week.....	1	8	6	9	9	11	11	14	15	13	15	17	12	21,280
All other 5½-day week.....	1						2	3	4	4	4	4		2,895
48-hour, 6-day week.....	2	8	12	14	18	16	22	24	20	24	17	4	5	32,966
Not reported.....	1	4	2	17	19	23	17	11	11	19	18	19	15	25,000

¹ Includes air transport work; telephone line and system; and radio tower.
² Includes bridge and culvert; sewer, gas, water, conduit; waterworks; and dredging, river, harbor, etc.
³ Includes operative builders.
⁴ Includes bridge and culvert; sewer, gas, water, conduit; dredging, river, harbor, etc.; and central station, light and power plant.
⁵ Includes pipe covering; and automatic temperature control.
⁶ Includes flooring, n. e. s.
⁷ Includes concreting; steel erection; and grading.
⁸ Includes bridge and culvert; dredging, river, harbor, etc.; railroad; and central station, light and power plant.
⁹ Includes ornamental iron.
¹⁰ Includes highway; sewer, gas, water, conduit; and foundation.
¹¹ Includes dam and reservoir; foundation; and radio tower, etc.
¹² Includes automatic temperature control.
¹³ Includes highway; sewer, gas, water, conduit; waterworks; and dredging, river, harbor, etc.
¹⁴ Includes foundation; subway (other than buildings); and central station, light and power plant.
¹⁵ Includes elevator construction.
¹⁶ Includes glass and glazing; and foundation.
¹⁷ Includes bridge and culvert; subway (other than buildings).
¹⁸ Includes grading and waterworks.
¹⁹ Includes glass and glazing foundation, and wrecking.
²⁰ Includes dam and reservoir; refuse disposal plant; and radio tower, etc.
²¹ Includes waterworks; dredging, river, harbor, etc.; and metal work, n. e. s.
²² Includes dredging, river, harbor, etc.; central station, light and power plant; and refuse disposal plant.
²³ Includes glass and glazing; flooring, n. e. s.; foundation; highway; sewer, gas, water, conduit; and metal work, n. e. s.
²⁴ Includes dam and reservoir; waterworks; and refuse disposal plant.
²⁵ Includes electrical; plumbing; and heating combined; and marble and tiling.
²⁶ Includes bridge and culvert; and sewer, gas, water, conduit.
²⁷ Includes elevator construction; plastering and lathing; and flooring, n. e. s.
²⁸ Includes grading; bridge and culvert; dam and reservoir.
²⁹ Includes metal work, n. e. s.
³⁰ Includes carpentering and woodflooring; painting and decorating; steel erection; grading; and flooring, n. e. s.
³¹ Includes elevator construction; and ornamental iron.
³² Includes carpentering and woodflooring; electrical; painting and decorating; and excavating.
³³ Includes sewer, gas, water, conduit; and highway.
³⁴ Includes carpentering and woodflooring; electrical; painting and decorating; glass and glazing; marble and tiling; and metal work, n. e. s.
* For complete classification see tabulation for State, above.

CONSTRUCTION-NEW YORK

TABLE 8.-EXPENDITURES OF REPORTING ESTABLISHMENTS: 1929

Table with columns for Classification of Establishments, Value of construction business reported, and various expenditure items (Subcontract work let, Wages paid, Cost of materials, Salaries, Rent for, Interest, Contract bond premiums, Compensation and liability insurance premiums, All other overhead expenses). Rows are categorized by city: NEW YORK, ALBANY, BUFFALO.

See footnotes at end of table.

TABLE 8.—EXPENDITURES OF REPORTING ESTABLISHMENTS: 1929—Continued

Table with columns: CLASSIFICATION OF ESTABLISHMENTS, Establishments reporting, Value of construction business reported, PRINCIPAL ITEMS OF EXPENDITURE (Subcontract work let, Wages paid, Cost of materials), OTHER ITEMS OF EXPENDITURE (Salaries, Rent for—, Interest, Contract bond premiums, Compensation and liability insurance premiums, All other overhead expenses). Rows include BRONX BOROUGH, BROOKLYN BOROUGH, and MANHATTAN BOROUGH with detailed activity breakdowns.

See footnotes at end of table.

TABLE 8.—EXPENDITURES OF REPORTING ESTABLISHMENTS: 1929—Continued

CLASSIFICATION OF ESTABLISHMENTS	Establishments reporting	Value of construction business reported	PRINCIPAL ITEMS OF EXPENDITURE			OTHER ITEMS OF EXPENDITURE								
			Subcontract work let	Wages paid	Cost of materials	Salaries		Rent for—		Interest	Contract bond premiums	Compensation and liability insurance premiums	All other overhead expenses	
						Proprietors and firm members	Employees	Equipment	Offices, etc.					
SYRACUSE.....														
	86	Dollars 15,652,133	Dollars 2,552,000	Dollars 3,954,153	Dollars 5,529,233	Dollars 81,922	Dollars 1,116,194	Dollars 49,421	Dollars 68,777	Dollars 99,668	Dollars 59,792	Dollars 201,847	Dollars 1,013,563	
General contractors.....	31	9,928,062	2,433,000	2,440,187	2,005,012	14,345	624,336	47,116	23,034	71,215	57,156	140,374	604,320	
Building.....	16	5,098,800	1,804,000	1,188,292	1,395,923	3,380	333,703	2,038	9,602	21,715	14,919	64,591	108,245	
Highway.....	5	1,688,028	140,000	422,838	572,393	-----	94,768	11,810	3,520	18,469	8,427	23,206	225,912	
Street paving.....	4	1,181,875	83,000	306,433	574,671	-----	86,174	13,017	3,869	10,351	12,795	10,773	85,070	
Other classes ¹	0	1,959,363	406,000	522,624	362,025	-----	109,691	20,251	6,094	20,680	21,015	44,804	245,693	
Subcontractors.....	55	5,724,071	119,000	1,513,960	2,624,221	47,647	490,858	2,305	43,693	28,441	2,836	52,473	349,243	
Electrical.....	5	634,705	-----	194,373	300,511	3,380	62,100	-----	5,675	2,204	205	3,832	39,867	
Heating and plumbing.....	26	1,922,038	11,000	389,446	1,044,417	85,135	132,920	-----	23,655	6,062	1,421	12,100	92,135	
Heating and piping.....	7	276,767	-----	50,162	153,045	6,240	23,501	-----	2,970	1,691	742	1,602	15,623	
Plumbing.....	16	1,195,491	1,000	236,532	652,753	26,327	63,710	-----	11,253	2,146	679	7,965	45,241	
Plumbing and heating combined.....	3	449,730	10,000	102,702	238,619	2,568	45,700	-----	9,432	2,225	-----	2,473	31,264	
Roofing and sheet-metal work.....	8	729,682	3,000	183,412	335,863	6,632	55,302	-----	7,194	2,716	26	6,589	90,451	
Roofing.....	5	406,688	-----	86,904	155,740	6,632	38,841	-----	6,234	2,029	-----	6,270	80,551	
Sheet-metal work.....	3	322,994	3,000	96,508	179,023	-----	16,461	-----	960	687	26	3,313	9,890	
Steel erection.....	3	635,244	-----	97,288	300,636	-----	92,312	-----	845	5,036	-----	11,723	30,326	
Marble, tiling, and plastering.....	5	1,076,694	81,000	473,109	296,265	2,600	91,371	-----	2,804	8,209	-----	7,034	54,853	
Other classes ²	8	675,618	24,000	176,338	237,020	-----	56,844	2,305	3,520	4,214	924	7,295	42,003	
UTICA.....														
	43	7,088,703	467,000	1,638,737	3,299,370	36,882	502,521	5,584	41,350	45,193	31,967	73,550	363,469	
General contractors.....	19	4,561,515	437,000	1,387,852	1,909,291	18,645	305,966	1,704	21,224	24,873	27,292	58,443	189,480	
Building.....	15	2,500,504	429,000	738,794	904,058	17,045	152,342	1,704	6,336	14,651	10,978	39,388	107,444	
Street paving and highway.....	4	2,061,011	8,000	649,038	1,005,233	1,600	153,624	-----	14,888	10,222	16,314	19,056	79,036	
Subcontractors.....	24	2,527,183	30,000	550,885	1,390,079	18,237	196,555	3,880	20,126	20,320	4,675	15,107	176,989	
Heating and plumbing.....	9	1,104,812	9,000	243,173	635,318	2,600	72,405	-----	7,920	10,402	3,430	5,194	79,044	
Heating and piping.....	4	816,767	-----	148,519	499,938	-----	38,534	-----	4,800	3,385	3,036	3,100	69,995	
Plumbing and heating combined.....	5	288,045	9,000	94,654	135,380	2,600	33,871	-----	3,120	2,017	394	2,085	19,049	
Roofing.....	4	226,146	21,000	38,666	114,563	-----	23,293	-----	1,270	4,030	200	1,939	21,264	
Steel erection.....	4	430,704	-----	92,903	241,688	-----	50,847	-----	2,580	4,105	-----	3,933	18,479	
Other classes ³	7	765,526	-----	176,083	398,220	15,637	50,520	3,880	3,356	1,783	1,046	4,041	58,202	
YONKERS.....														
	60	8,190,385	1,723,000	2,149,280	2,647,959	85,769	558,368	75,085	50,316	63,326	15,327	102,194	458,863	
General contractors.....	24	4,398,682	1,533,000	1,079,710	1,064,710	36,935	302,507	67,166	18,056	43,372	12,130	59,487	199,421	
Building.....	20	3,334,412	1,451,000	739,024	720,744	28,735	184,861	120	11,855	31,659	5,003	35,980	73,256	
Building not specialized.....	10	2,590,402	1,253,000	534,490	480,101	10,000	125,756	120	8,676	23,927	6,003	25,245	38,305	
Residential building only.....	10	744,010	198,000	204,534	240,643	18,735	59,105	-----	3,180	7,732	-----	10,785	34,951	
Other classes ⁴	4	1,064,270	82,000	340,656	343,966	8,200	117,646	67,046	1,800	11,713	7,136	23,507	120,165	
Subcontractors.....	36	3,791,683	190,000	1,069,560	1,583,249	48,834	255,869	7,919	36,660	19,948	3,188	42,707	259,447	
Heating and plumbing.....	10	1,341,043	77,000	388,418	650,465	31,100	79,807	1,200	9,536	5,017	1,321	12,392	52,017	
Heating and pipe covering.....	7	1,198,619	77,000	337,303	595,915	16,900	75,369	1,200	5,996	4,649	1,321	9,282	47,717	
Plumbing.....	3	142,424	-----	51,115	54,550	14,200	4,438	-----	3,540	368	-----	3,110	4,300	
Roofing and sheet-metal work.....	8	436,197	10,000	109,367	172,553	3,900	37,344	-----	7,622	3,571	-----	8,161	31,583	
Roofing.....	5	311,610	8,000	78,874	111,275	3,900	36,338	-----	4,502	2,771	-----	6,387	20,724	
Sheet-metal work.....	3	124,587	2,000	30,493	61,280	-----	1,006	-----	3,120	800	-----	1,764	4,859	
Steel erection.....	3	323,189	95,000	32,895	112,997	8,784	12,500	879	1,350	5,841	-----	3,348	11,637	
Stonework and concreting.....	3	641,827	2,000	191,166	295,728	5,050	27,822	-----	2,312	130	-----	5,103	83,091	
Excavating.....	3	201,500	-----	57,966	57,600	-----	15,524	5,200	4,180	4,300	1,260	5,400	15,700	
Other classes ⁵	9	847,927	6,000	289,238	293,906	-----	82,862	640	11,660	1,039	607	8,313	65,419	

¹ Includes air transport work; refuse disposal plant; telephone line and system; and radio tower, etc.² Includes sewer, gas, water, conduit; waterworks; dredging, river, harbor, etc.; and rental of equipment, trucking, etc.³ Includes bridge and culvert; sewer, gas, water, conduit; dredging, river, harbor, etc.; and central station, light and power plant.⁴ Includes automatic temperature control.⁵ Includes flooring, n. e. s.⁶ Includes concreting; electrical; marble and tiling; and grading.⁷ Includes operative builders.⁸ Includes dredging, river, harbor, etc.; railroad; and central station, light and power plant.⁹ Includes ornamental iron.¹⁰ Includes pipe covering; and automatic temperature control.¹¹ Includes highway; sewer, gas, water, conduit; foundation; and flooring, n. e. s.¹² Includes grading; dam and reservoir; refuse disposal plant; and radio tower, etc.¹³ Includes sewer, gas, water, conduit; waterworks; and dredging, river, harbor, etc.¹⁴ Includes subway (other than building); and central station, light and power plant.¹⁵ Includes elevator construction.¹⁶ Includes glass and glazing; and foundation.¹⁷ Includes bridge and culvert; and subway (other than building).¹⁸ Includes grading; sewer, gas, water, conduit; waterworks; foundation.¹⁹ Includes concreting; glass and glazing; wrecking; and foundation.²⁰ Includes highway; dam and reservoir; foundation; and radio tower, etc.²¹ Includes waterworks; dredging, river, harbor, etc.; and metal work, n. e. s.²² Includes dredging, river, harbor, etc.; foundation; central station, light and power plant; and refuse disposal plant.²³ Includes glass and glazing; sewer, gas, water, conduit; foundation; and flooring, n. e. s.²⁴ Includes dam and reservoir; waterworks; and refuse disposal plant.²⁵ Includes electrical; plumbing; and plumbing and heating combined.²⁶ Includes bridge and culvert; and sewer, gas, water, conduit.²⁷ Includes elevator construction; masonry; and flooring, n. e. s.²⁸ Includes grading; sewer, gas, water, conduit; and waterworks.²⁹ Includes carpentering and woodflooring; concreting; painting and decorating; ornamental iron; metal work, n. e. s.; flooring, n. e. s.; and grading.³⁰ Includes elevator construction; and ornamental iron.³¹ Includes carpentering and woodflooring; electrical; painting and decorating; marble and tiling; and excavating.³² Includes highway; and sewer, gas, water, conduit.³³ Includes carpentering and woodflooring; electrical; painting and decorating; glass and glazing; marble and tiling; ornamental iron; and metal work, n. e. s.

CONSTRUCTION—NEW YORK

853

TABLE 9.—COST OF MATERIALS FURNISHED AND USED BY REPORTING ESTABLISHMENTS DURING 1929, BY KIND

KIND OF MATERIAL	COST OF MATERIALS REPORTED BY—					KIND OF MATERIAL	COST OF MATERIALS REPORTED BY—				
	All classes of establishments			General contractors ²	Subcontractors		All classes of establishments			General contractors ²	Subcontractors
	Amount	Per cent distribution	Per \$1,000 construction work done ¹				Amount	Per cent distribution	Per \$1,000 construction work done ¹		
NEW YORK					ALBANY—Continued						
All kinds of material.....	363,751,095		387.75	177,358,844	186,392,221	All kinds of material—Continued.					
Distribution not reported.....	98,413,237	27.1		67,763,085	30,660,152	Distributed by kind—Continued.					
Distributed by kind.....	265,337,828	100.0		109,605,759	155,732,069	Metal doors, windows, and trim.....	8,680	0.3	1.23	7,295	1,385
Sand, gravel, stone, slag, cinders, etc.....	21,924,072	8.3	32.04	18,221,970	3,702,096	Metal and wire lath and furring.....	3,228	1	.46	3,228	
Brick (face, common, fire, paving, etc.).....	12,130,755	4.6	17.74	8,404,427	3,727,328	Ornamental-metal work.....	502		.08	502	
Tile (fireproofing).....	2,770,687	1.0	4.05	1,712,528	1,068,150	Lumber, rough and finished.....	173,482	6.5	24.59	155,274	18,208
Tile, facing, terra cotta, floor, and wall.....	6,960,955	2.6	10.18	1,630,291	5,336,664	Lath, shingles, and shakes.....	2,278	1	.32	2,278	
Concrete and cinder block.....	1,766,347	.7	2.68	1,476,350	290,001	Millwork.....	66,039	2.5	9.36	66,039	
Cut stone, granite and marble.....	10,021,141	3.8	14.65	3,008,068	6,952,473	Composition board.....	10,353	4	1.47	10,353	
Riprap, rubble, etc.....	400,041	.2	.59	399,518	7,423	Waterproofing materials.....	1,282	(°)	.18	1,133	149
Cement.....	20,464,497	7.7	29.91	10,090,030	3,504,467	Hardware, rough and finished.....	17,119	.6	2.43	16,035	1,084
Lime.....	1,333,469	.5	1.95	706,110	627,359	Paints, varnishes, glass.....	87,464	3.3	12.40	10,639	76,825
Plaster, etc.....	2,378,694	.9	3.47	773,507	1,605,187	Roofing and sheet metal.....	108,486	4.0	15.38	15,621	92,865
Structural steel.....	24,048,023	8.9	35.14	9,507,576	14,540,447	Finished flooring (other than cement, wood or tile).....	35,423	1.3	5.02	2,446	32,977
Reinforcing steel.....	5,035,192	1.9	7.30	3,933,092	1,102,100	Screens, shades, awnings, etc.....	850	(°)	.12	850	
Cast iron, miscellaneous, excluding pipe.....	3,537,592	1.3	5.17	3,175,057	362,535	Heating and ventilating equipment.....	481,203	17.9	68.22	4,500	476,703
Metal doors, windows, and trim.....	1,413,263	.5	2.07	691,455	721,808	Plumbing and gas-fitting equipment.....	168,063	6.3	23.01	7,615	161,448
Metal and wire lath and furring.....	1,523,073	.6	2.23	390,540	1,133,133	Electrical appliances and supplies.....	143,407	5.3	20.33	82,265	61,142
Ornamental-metal work.....	5,002,811	1.9	7.31	350,616	4,643,195	Pipe: Drain tile, vitrified, concrete, segment tile, corrugated.....	20,533	.8	2.91	16,200	4,333
Lumber, rough and finished.....	15,492,820	5.8	22.64	12,850,967	2,641,853	Pipe: Cast-iron, sheet and tube steel, etc.....	19,420	.7	2.75	2,101	17,259
Lath, shingles, and shakes (wood).....	558,527	.2	.81	391,847	166,680	Wire cable, guards, and fencing.....	1,087	(°)	.10		1,087
Millwork.....	5,752,861	2.1	8.14	4,838,361	734,600	Bituminous paving materials, tar, asphalt, and oil.....	99,700	3.7	14.13	99,700	
Composition board.....	690,778	.3	1.01	355,990	334,782	Ready mixed concrete.....	5,069	.2	.72	5,069	
Waterproofing materials.....	1,108,643	.4	1.62	488,221	620,422	Metal products, n. e. s. (including metal furniture).....	432	(°)	.06		432
Hardware, rough and finished.....	2,762,702	1.0	4.04	2,348,677	414,025	Miscellaneous.....	12,774	.5	1.81	12,774	
Paints, varnishes, glass.....	5,376,248	2.0	7.80	749,067	4,627,181	BUFFALO					
Roofing and sheet metal.....	8,642,990	3.3	12.63	647,958	7,995,032	All kinds of material.....	10,389,226		409.70	8,957,638	10,431,668
Finished flooring (other than cement, wood or tile).....	1,620,284	.6	2.37	375,333	1,244,951	Distribution not reported.....	2,186,719	11.3		1,045,422	1,141,297
Screens, shades, awnings, etc.....	209,507	.1	.30	91,745	114,762	Distributed by kind.....	17,202,507	100.0		7,912,116	9,290,391
Heating and ventilating equipment.....	23,472,776	8.8	34.30	577,704	22,895,072	Sand, gravel, stone, slag, cinders, etc.....	1,582,841	9.3	37.69	1,491,291	101,550
Plumbing and gas-fitting equipment.....	20,440,769	11.1	43.02	740,407	28,700,362	Brick (face, common, fire, paving, etc.).....	781,044	4.5	18.00	750,342	30,202
Electrical appliances and supplies.....	17,843,937	6.7	26.08	813,151	17,030,786	Tile (fireproofing).....	65,409	.4	1.63	64,299	4,110
Elevators, dumb-waiters, and equipment.....	15,645,298	5.0	22.86	42,160	15,603,138	Tile, facing, terra cotta, floor, and wall.....	172,110	1.0	4.10	58,900	113,204
Pipe: Drain tile, vitrified, concrete, segment tile, corrugated.....	2,518,234	.9	3.68	2,296,058	222,176	Concrete and cinder block.....	20,016	.1	.45	12,546	7,470
Pipe: Cast-iron, sheet and tube steel, etc.....	4,937,100	1.9	7.22	2,893,529	2,043,571	Cut stone, granite and marble.....	531,350	3.1	12.06	355,044	176,306
Wire cable, guards, and fencing.....	462,764	.2	.67	226,137	236,627	Riprap, rubble, etc.....	5,617	(°)	.14	2,117	3,500
Bituminous paving materials, tar, asphalt, and oil.....	2,693,422	1.0	3.94	2,573,647	119,775	Cement.....	1,637,419	9.5	39.00	1,547,417	90,002
Wood piling and timber.....	820,952	.3	1.20	820,952		Lime.....	72,481	.4	1.72	70,048	2,438
Ready mixed concrete.....	378,115	.1	.55	350,809	27,306	Plaster, etc.....	120,694	.7	2.88	60,844	59,810
Machinery.....	728,402	.3	1.07	675,309	53,183	Structural steel.....	1,389,771	8.1	33.10	519,774	869,997
Freight, hauling or trucking to job.....	370,503	.1	.55	333,091	43,412	Reinforcing steel.....	421,153	2.1	10.03	344,471	70,682
Cast forms, beads, etc.....	784	(°)	(°)	642	142	Cast iron, miscellaneous, excluding pipe.....	42,849	.2	1.02	27,471	15,378
Chemicals and chemical products.....	13,669	(°)	.02	4,960	8,709	Metal doors, windows, and trim.....	232,180	1.3	5.53	126,412	105,774
Metal products, n. e. s. (including metal furniture).....	589,020	.2	.86	404,960	184,060	Metal and wire lath and furring.....	116,708	.7	2.78	19,413	97,295
Mineral products (nonmetallic), n. e. s.....	268,423	.1	.39	199,927	68,496	Ornamental-metal work.....	95,747	.6	2.28	26,274	69,473
Sealing materials.....	81,620	.5	.12	69,524	12,096	Lumber, rough and finished.....	869,883	5.1	20.72	757,245	112,638
Textiles and caulking materials.....	28,519	.5	.04	15,440	13,079	Lath, shingles, and shakes (wood).....	38,608	.2	.92	31,075	6,633
Miscellaneous.....	2,274,959	.9	3.32	1,929,433	345,526	Millwork.....	442,035	2.6	10.53	411,385	30,650
ALBANY											
All kinds of material.....	4,093,269		380.24	2,402,713	1,690,556	Composition board.....	99,563	.6	2.37	25,890	73,673
Distribution not reported.....	1,411,144	34.5		1,185,774	225,370	Waterproofing materials.....	49,303	.3	1.18	13,802	35,501
Distributed by kind.....	2,682,125	100.0		1,216,939	1,465,186	Hardware, rough and finished.....	205,425	1.2	4.89	160,013	45,407
Sand, gravel, stone, slag, cinders, etc.....	227,958	8.5	32.32	159,879	68,079	Paints, varnishes, glass.....	302,391	1.8	7.20	79,098	222,693
Brick (face, common, fire, paving, etc.).....	42,725	1.6	6.06	42,725		Roofing and sheet metal.....	978,448	5.7	23.18	120,819	857,629
Tile (fireproofing).....	7,435	.3	1.05	7,435		Finished flooring (other than cement, wood, or tile).....	162,625	.9	3.87	22,200	140,425
Tile, facing, terra cotta, floor, and wall.....	63,227	2.4	8.96	8,227	55,000	Screens, shades, awnings, etc.....	22,377	.1	.53	5,264	17,113
Concrete and cinder block.....	47,046	1.8	6.80	13,946	34,000	Heating and ventilating equipment.....	1,215,813	7.1	28.96	77,114	1,138,699
Cut stone, granite and marble.....	125,449	4.7	17.78	50,449	75,000	Plumbing and gas fitting equipment.....	1,127,020	6.0	26.84	88,356	1,038,670
Cement.....	332,484	12.4	47.13	304,825	27,659	Electrical appliances and supplies.....	1,672,947	9.7	39.84	109,192	1,563,755
Lime.....	5,231	.2	.74	4,281	1,000	Elevators, dumb-waiters, and equipment.....	1,852,658	10.8	44.12	900	1,851,758
Plaster, etc.....	25,057	.9	3.55	24,057	1,000	Pipe: Drain tile, vitrified, concrete, segment tile, corrugated.....	163,777	1.1	4.38	149,367	34,410
Structural steel.....	250,453	9.3	35.51	16,482	233,971	Pipe: Cast-iron, sheet and tube steel, etc.....	232,205	1.3	5.58	43,715	188,490
Reinforcing steel.....	82,294	3.1	11.67	69,017	23,277	Wire cable, guards, and fencing.....	28,855	.2	.69	19,153	9,702
Cast iron, miscellaneous, excluding pipe.....	4,302	.2	.61	3,702	600	Bituminous paving materials, tar, asphalt, and oil.....	196,293	1.1	4.67	124,631	71,662

See footnotes at end of table.

CONSTRUCTION-NEW YORK

TABLE 9.—COST OF MATERIALS FURNISHED AND USED BY REPORTING ESTABLISHMENTS DURING 1929, BY KIND—Continued

Main table with columns: KIND OF MATERIAL, COST OF MATERIALS REPORTED BY- (All classes of establishments, Amount, Percent dis-tribution, Per \$1,000 construction work done), General contractors, Sub-contractors. Sections include BUFFALO-Continued, NEW YORK CITY, BRONX BOROUGH, and BROOKLYN BOROUGH.

See footnotes at end of table.

CONSTRUCTION—NEW YORK

TABLE 9.—COST OF MATERIALS FURNISHED AND USED BY REPORTING ESTABLISHMENTS DURING 1929 BY KIND—Continued

KIND OF MATERIAL	COST OF MATERIALS REPORTED BY—					KIND OF MATERIAL	COST OF MATERIALS REPORTED BY—									
	All classes of establishments				General contractors ¹		Subcontractors	All classes of establishments				General contractors ²	Subcontractors			
	Amount	Per cent distribution	Per \$1,000 construction work done ¹					Amount	Per cent distribution	Per \$1,000 construction work done ¹						
				Dollars							Dolls.			Dollars	Dollars	Dollars
RICHMOND BOROUGH					ROCHESTER—Continued											
All kinds of material.....	1,887,936			330.64	Dollars	Dollars										
Distribution not reported.....	228,996	12.1			1,570,221	317,715										
Distributed by kind.....	1,659,840	100.0			1,400,277	250,563										
Sand, gravel, stone, slag, cinders, etc.	588,150	35.4	117.16		587,398	761										
Brick (face, common, fire, paving, etc.)	20,010	1.2	3.99		20,010											
Tile (fireproofing)	2,703	.2	.54		2,703											
Tile, facing, terra cotta, floor, and wall	7,900	.4	1.45		2,300	5,000										
Concrete and cinder block	5,753	.3	1.15		5,728	25										
Cut stone, granite and marble	108,430	6.5	21.60		100,430	8,000										
Riprap, rubble, etc.	50,506	3.0	10.06		50,506											
Cement	178,789	10.5	34.82		173,489	300										
Lime	4,881	.3	.87		4,181	200										
Plaster, etc.	17,970	1.1	3.87		17,170	800										
Structural steel	6,338	.4	1.26		6,338											
Reinforcing steel	4,674	.3	.93		4,674											
Cast iron, miscellaneous, excluding pipe	143	(*)	.03		143											
Metal doors, windows, and trim	600	(*)	.12		600											
Metal and wire lath and furring	9,948	.6	1.08		9,948											
Lumber, rough and finished	98,082	5.9	19.54		98,082											
Lath, shingles, and shakes (wood)	6,168	.4	1.23		6,168											
Millwork	28,092	1.7	5.59		28,092											
Composition board	3,870	.2	.77		3,870											
Waterproofing materials	6,138	.4	1.22		6,138											
Hardware, rough and finished	12,090	.7	2.40		11,760	300										
Paints, varnishes, glass	2,450	.1	.49		2,460											
Roofing and sheet metal	6,064	.4	1.21		3,241	2,823										
Finished flooring (other than cement, wood, or tile)	1,940	.1	.39		1,940											
Screens, shades, awnings, etc.	150	(*)	.03		150											
Heating and ventilating equipment	76,885	4.6	15.32		1,100	75,785										
Plumbing and gas-fitting equipment	123,707	7.5	24.64		214	123,493										
Electrical appliances and supplies	40,000	2.4	7.97			40,000										
Pipe: Drain tile, vitrified, concrete, segment tile, corrugated	25,045	1.5	4.99		24,640	405										
Pipe: Cast-iron, sheet and tube steel, etc.	118,383	7.1	23.58		116,712	1,671										
Wire cable, guards, and fencing	216	(*)	.04		216											
Bituminous paving materials, tar, asphalt, and oil	50,328	3.0	10.03		50,328											
Wood piling and timber	6,332	.4	1.26		6,332											
Freight, hauling or trucking to job	17,724	1.1	3.53		17,724											
Sealing materials	8,606	.5	1.71		8,606											
Miscellaneous	26,896	1.6	5.36		26,806											
ROCHESTER					SYRACUSE											
All kinds of material.....	10,187,365			427.66	Dollars	Dollars										
Distribution not reported.....	1,176,881	11.5			6,372,309	3,815,046										
Distributed by kind.....	9,011,474	100.0			6,060,891	2,950,583										
Sand, gravel, stone, slag, cinders, etc.	897,376	10.0	42.59		888,880	38,526										
Brick (face, common, fire, paving, etc.)	640,666	7.1	30.40		535,988	104,708										
Tile (fireproofing)	51,754	.6	2.45		51,607	87										
Tile, facing, terra cotta, floor, and wall	209,219	2.3	9.93		98,194	116,095										
Concrete and cinder block	132,501	1.5	6.29		129,248	6,253										
Cut stone, granite and marble	472,890	5.2	22.44		357,670	85,220										
Riprap, rubble, etc.	29,558	.3	1.40		29,558											
Cement	1,087,219	12.1	51.60		1,067,446	29,773										
Lime	40,100	.4	1.38		31,984	8,116										
Plaster, etc.	92,372	1.0	4.38		75,591	16,781										
Structural steel	579,034	6.4	27.48		405,510	173,524										
Reinforcing steel	288,738	2.9	12.28		259,972	1,766										
Cast iron, miscellaneous, excluding pipe	10,453	.2	.92		12,706	6,747										
Metal doors, windows, and trim	24,679	.3	1.17		16,884	7,795										
Metal and wire lath and furring	31,716	.4	1.51		26,307	6,409										
Ornamental metal work	161,428	1.7	7.18		118,879	32,549										
Lumber, rough and finished	488,806	5.4	23.20		415,585	73,221										
Lath, shingles, and shakes (wood)	28,562	.3	1.36		27,019	1,543										
Millwork	589,751	6.5	27.99		538,544	51,207										
Composition board	37,803	.4	1.79		29,379	8,424										
Waterproofing materials	29,001	.3	1.38		9,584	19,417										
Hardware, rough and finished	129,692	1.4	6.15		100,015	29,677										
Paints, varnishes, glass	234,185	2.6	11.11		155,083	79,122										
Roofing and sheet metal	301,313	3.3	14.30		9,800	291,513										
					ROCHESTER—Continued											
All kinds of material—Continued.....	Dollars	Dollars			Dollars	Dollars										
Distributed by kind—Continued.....	60,634	0.6	2.40		2,294	48,340										
Finished flooring (other than cement, wood, or tile)	4,516	.1	.21		3,490	1,026										
Screens, shades, awnings, etc.	410,985	4.6	19.51		14,072	396,013										
Heating and ventilating equipment	620,758	6.9	29.46		50,219	570,539										
Plumbing and gas-fitting equipment	701,382	7.8	33.28		17,133	684,249										
Electrical appliances and supplies	14,225	.2	.68			14,225										
Elevators, dumb-waiters, and equipment	96,296	1.1	4.57		92,782	3,514										
Pipe: Drain tile, vitrified, concrete, segment tile, corrugated	111,870	1.2	5.31		84,883	26,987										
Pipe: Cast-iron, sheet and tube steel, etc.	25,202	.3	1.20		15,402	9,800										
Wire cable, guards, and fencing	66,693	.7	3.16		60,309	384										
Bituminous paving materials, tar, asphalt, and oil	950	(*)	.05		950											
Wood piling and timber	25,029	.3	1.19		24,804	225										
Freight, hauling or trucking to job	219	(*)	.01		210											
Cast forms, beads, etc.	455	(*)	.02		455											
Metal products, n. e. s. (including metal furniture)	1,071	(*)	.05		1,071											
Mineral products (nonmetallic), n. e. s.	455	(*)	.02		455											
Sealing materials	322,861	3.6	16.32		316,800	6,061										
Miscellaneous																
SYRACUSE																
All kinds of material.....	6,145,621			420.70	Dollars	Dollars										
Distribution not reported.....	1,107,662	18.0			3,148,173	2,997,448										
Distributed by kind.....	5,038,059	100.0			843,262	264,300										
Sand, gravel, stone, slag, cinders, etc.	484,128	9.0	40.48		444,898	39,230										
Brick (face, common, fire, paving, etc.)	188,038	3.7	16.70		171,438	16,600										
Tile (fireproofing)	65,136	1.3	5.44		64,642	494										
Tile, facing, terra cotta, floor and wall	100,985	2.0	8.43		7,428	93,557										
Concrete and cinder block	3,700	.1	.31		3,700											
Cut stone, granite and marble	269,499	5.2	21.07		199,360	60,138										
Cement	420,559	8.3	35.12		392,014	28,541										
Lime	27,621	.5	2.31		12,250	15,371										
Plaster, etc.	65,646	1.3	5.48		26,969	39,677										
Structural steel	473,139	9.4	39.51		62,666	410,473										
Reinforcing steel	53,631	1.1	4.48		48,568	5,063										
Cast iron, miscellaneous, excluding pipe	6,736	.1	.50		6,611	125										
Metal doors, windows, and trim	108,930	2.2	9.10		27,249	81,681										
Metal and wire lath and furring	47,583	.9	3.97		20,650	26,933										
Ornamental metal work	97,690	1.9	8.11		13,000	84,690										
Lumber, rough and finished	276,230	5.5	23.07		202,374	13,856										
Lath, shingles, and shakes (wood)	2,000	(*)	.17		2,000											
Millwork	69,629	1.4	5.81		69,629											
Composition board	26,959	.5	2.26		7,700	19,259										
Waterproofing materials	13,210	.3	1.10		6,701	6,509										
Hardware, rough and finished	46,136	.9	3.85		45,485	651										
Paints, varnishes, glass	33,216	1.1	4.44		28,900	24,255										
Roofing and sheet metal	364,626	7.2	30.46		28,642	335,984										
Finished flooring (other than cement, wood, or tile)	52,661	1.0	4.39		19,837	32,724										
Screens, shades, awnings, etc.	2,000	(*)	.17		2,000											
Heating and ventilating equipment	443,880	8.8	37.04		4,200	439,380										
Plumbing and gas-fitting equipment	514,832	10.2	42.99		5,600	509,232										
Electrical appliances and supplies	402,264	8.0	33.59		4,000	398,264										
Pipe: Drain tile, vitrified, concrete, segment tile, corrugated	95,537	1.9	7.98		95,430	107										
Pipe: Cast-iron, sheet and tube steel, etc.	57,112	1.1	4.77		40,412	7,700										
Wire cable, guards, and fencing	18,655	.4	1.56		18,655											
Bituminous paving materials, tar, asphalt, and oil	104,775	2.1	8.75		70,775	34,000										
Chemicals and chemical products	255	(*)	.02		255											
Metal products, n. e. s. (including metal furniture)	1,040	(*)	.09		1,040											
Mineral products (nonmetallic), n. e. s.	2,238	(*)	.19		2,238											
Textiles and calking materials	2,231	(*)	.19		2,231											
Miscellaneous	86,567	1.7	7.23		81,767	4,800										

See footnotes at end of table.

CONSTRUCTION—NEW YORK

857

TABLE 9.—COST OF MATERIALS FURNISHED AND USED BY REPORTING ESTABLISHMENTS DURING 1929, BY KIND—Continued

KIND OF MATERIAL	COST OF MATERIALS REPORTED BY—					KIND OF MATERIAL	COST OF MATERIALS REPORTED BY—				
	All classes of establishments			General contractors ²	Subcontractors		All classes of establishments			General contractors ²	Subcontractors
	Amount	Per cent distribution	Per \$1,000 construction work done ¹				Amount	Per cent distribution	Per \$1,000 construction work done ¹		
UTICA	Dollars		Dolls.	Dollars	Dollars	YONKERS	Dollars		Dolls.	Dollars	Dollars
All kinds of material.....	3,737,072		474.55	2,282,923	1,454,149	All kinds of material.....	2,730,100		405.06	1,109,910	1,620,190
Distribution not reported.....	733,755	19.6		49,979	683,770	Distribution not reported.....	386,501	14.2		253,371	128,130
Distributed by kind.....	3,003,317	100.0		2,232,944	770,373	Distributed by kind.....	2,343,599	100.0		851,539	1,492,060
Sand, gravel, stone, slag, cinders, etc.....	684,430	22.8	108.15	680,127	4,303	Sand, gravel, stone, slag, cinders, etc.....	203,277	8.7	35.19	119,407	83,870
Brick (face, common, fire, paving, etc.).....	120,113	4.3	20.40	127,613	1,500	Brick (face, common, fire, paving, etc.).....	121,279	5.2	20.99	115,279	6,000
Tile (fireproofing).....	12,243	.4	1.94	12,243		Tile (fireproofing).....	2,434	.1	.42	2,434	
Tile, facing, terra cotta, floor and wall.....	48,806	1.6	7.71	33,806	15,000	Tile, facing, terra cotta, floor and wall.....	85,909	3.7	14.87	35,475	50,434
Concrete and cinder block.....	13,687	.5	2.16	11,687	2,000	Concrete and cinder block.....	12,447	.5	2.15	12,447	
Cut stone, granite and marble.....	95,308	3.2	15.09	80,308	15,000	Cut stone, granite and marble.....	126,499	5.4	21.88	41,169	85,240
Riprap, rubble, etc.....	33,870	1.1	5.35	33,870		Riprap, rubble, etc.....	10,612	.5	1.84	10,612	
Cement.....	502,395	16.7	79.38	497,100	5,295	Cement.....	140,245	6.0	24.27	67,795	72,450
Lime.....	7,229	.2	1.14	5,929	1,300	Lime.....	22,480	1.0	3.89	21,636	850
Plaster, etc.....	15,714	.5	2.48	13,714	2,000	Plaster, etc.....	11,832	.5	2.05	11,532	300
Structural steel.....	319,051	10.7	50.55	116,070	203,881	Structural steel.....	65,720	2.8	11.37	7,315	58,405
Reinforcing steel.....	110,462	3.7	17.45	110,462		Reinforcing steel.....	6,077	.3	1.05	5,077	1,000
Cast iron, miscellaneous, excluding pipe.....	10,187	.3	1.61	8,500	1,687	Cast iron, miscellaneous, excluding pipe.....	7,975	.3	1.33	4,975	3,000
Metal doors, windows, and trim.....	20,722	.7	3.27	20,722		Metal doors, windows, and trim.....	8,845	.4	1.53	8,845	
Metal and wire lath and furring.....	7,057	.2	1.12	7,057		Metal and wire lath and furring.....	3,440	.1	.60	3,440	
Ornamental metal work.....	29,772	1.0	4.70	18,768	11,008	Ornamental metal work.....	54,354	2.3	9.41	1,054	53,300
Lumber, rough and finished.....	133,770	4.5	21.14	125,000	8,770	Lumber, rough and finished.....	109,383	4.7	18.93	51,087	58,296
Lath, shingles, and shakes (wood).....	6,390	.2	1.01	6,390		Lath, shingles, and shakes (wood).....	4,431	.2	.77	4,431	
Millwork.....	58,752	2.0	9.28	58,752		Millwork.....	73,224	3.1	12.07	73,224	
Composition board.....	9,118	.3	1.44	9,118		Composition board.....	15,097	.7	2.72	2,631	13,066
Waterproofing materials.....	9,047	.3	1.43	6,547	2,500	Waterproofing materials.....	6,100	.3	1.05	1,100	5,000
Hardware, rough and finished.....	10,000	.5	2.53	15,432	568	Hardware, rough and finished.....	15,074	.6	2.61	13,274	1,800
Paints, varnishes, glass.....	34,444	1.1	5.44	18,617	15,827	Paints, varnishes, glass.....	40,037	1.7	6.93	4,884	35,153
Roofing and sheet metal.....	130,308	4.3	20.00	22,521	107,847	Roofing and sheet metal.....	169,770	7.2	29.39	6,715	163,055
Finished flooring (other than cement, wood or tile).....	19,860	.7	3.14	19,860		Finished flooring (other than cement, wood, or tile).....	5,541	.2	.96	5,541	
Screens, shades, awnings, etc.....	1,000	(⁵)	.10	1,000		Screens, shades, awnings, etc.....	1,048	.1	.28	1,048	
Heating and ventilating equipment.....	150,130	5.0	23.72	4,000	146,130	Heating and ventilating equipment.....	383,722	16.4	66.42	9,645	374,077
Plumbing and gas fitting equipment.....	137,892	4.6	21.79	3,703	134,189	Plumbing and gas fitting equipment.....	191,881	8.2	33.21	8,042	183,839
Electrical appliances and supplies.....	42,481	1.4	6.71	15,000	27,481	Electrical appliances and supplies.....	139,535	6.0	24.15	4,393	135,142
Elevators, dumb-waiters, and equipment.....	31,116	1.0	4.92	6,878	24,238	Elevators, dumb-waiters, and equipment.....	650	(⁵)	.11	650	
Pipe: Drain tile, vitrified, concrete, segment tile, corrugated.....	16,177	.5	2.56	16,177		Pipe: Drain tile, vitrified, concrete, segment tile, corrugated.....	91,752	3.9	15.88	66,652	25,100
Pipe: Cast-iron, sheet and tube steel, etc.....	40,341	1.3	6.37	1,241	39,100	Pipe: Cast-iron, sheet and tube steel, etc.....	116,596	5.0	20.18	34,163	82,433
Wire cable, guards, and fencing.....	4,327	.1	.68	3,576	751	Wire cable, guards, and fencing.....	5,586	.2	.97	5,586	
Bituminous paving materials, tar, asphalt, and oil.....	111,363	3.7	17.60	111,363		Bituminous paving materials, tar, asphalt, and oil.....	34,981	1.5	6.06	34,981	
Freight, hauling or trucking to job.....	6,540	.2	1.03	6,540		Metal products, n. c. s., (including metal furniture).....	277	(⁵)	.05	277	
Miscellaneous.....	3,255	.1	.51	3,255		Miscellaneous.....	54,367	2.3	9.41	54,117	250

¹ The value of construction work done is obtained from figures presented in Table 1 by subtracting the value of subcontract work let from the total value of construction business.

² Includes operative builders.

³ The percentage of total cost shown for this item is high because a considerable part of the business of reporting establishments consisted of work done outside this area.

⁴ The percentage of total cost shown for this item is high because establishments which used large quantities of this material reported a considerable part of the total construction business for this area.

⁵ Less than one-tenth of 1 per cent.

⁶ Less than 1 cent.

CONSTRUCTION—NEW YORK

TABLE 10.—COMPARISON OF COST OF DESIGNATED MATERIALS FURNISHED AND USED BY REPORTING ESTABLISHMENTS DURING 1929, WITH COST OF MATERIALS AND VALUE OF CONSTRUCTION BUSINESS

[Based exclusively upon reports of establishments which gave the distributed cost of materials]

KIND OF MATERIAL AND CLASSIFICATION OF ESTABLISHMENTS	COST OF DESIGNATED MATERIAL				Value of construction business	Indicated per cent of all business done by own force	KIND OF MATERIAL AND CLASSIFICATION OF ESTABLISHMENTS	COST OF DESIGNATED MATERIAL				Value of construction business	Indicated per cent of all business done by own force					
	Cost of all materials distributed by kind	Amount	Per cent of—					Cost of all distributed materials	Amount	Total cost	Per cent of—			Cost of all distributed materials				
			Total cost	Cost of all distributed materials							Total cost				Cost of all distributed materials			
NEW YORK						NEW YORK—Continued												
<i>Sand, gravel, stone, slag, cinders, etc.*</i>						<i>Brick (face, common, fire, paving, etc.)—Con.</i>												
	<i>Dollars</i>	<i>Dollars</i>			<i>Dollars</i>		<i>Dollars</i>	<i>Dollars</i>			<i>Dollars</i>							
All classes.....	265,337,828	21,924,072	100.0	8.3	895,167,345	70.9	General contractors—Con. 456,558	629	(3)	0.1	Dam and reservoir..... 2,270,875	90.0						
General contractors ²	109,605,759	18,221,976	83.1	16.6	540,593,497	58.6	Waterworks..... 2,888,893	33,480	0.8	1.2	5,481,919	94.1						
Building.....	53,195,323	4,487,556	20.6	8.4	363,765,775	44.2	Railroad..... 1,262,078	742	(3)	.1	5,441,455	91.2						
Building not special- ized ²	44,825,150	4,028,385	18.4	9.0	319,266,944	43.3	Foundation..... 120,540	1,000	(3)	.8	578,013	58.5						
Commercial building only.....	1,664,875	119,000	.5	7.1	11,364,554	50.6	Central station, light and power plant..... 370,647	1,021	(3)	.3	2,165,542	77.5						
Manufacturing building only.....	206,404	24,015	.1	11.6	939,255	63.8	Refuse disposal plant..... 100,308	8,937	(3)	8.9	377,618	78.5						
Residential building only.....	6,498,895	316,150	1.4	4.9	32,195,022	49.3	Subway (other than buildings)..... 15,100,328	92,048	.8	.6	50,457,030	92.0						
Highway.....	15,217,998	5,396,418	24.9	35.5	40,257,893	94.3	Subcontractors..... 155,732,069	3,072,328	30.3	2.4	354,573,848	95.1						
Bridge and culvert.....	3,090,503	502,787	2.3	10.2	11,854,576	82.0	Concrete..... 6,994,464	10,128	(3)	.1	18,802,998	95.3						
Grading.....	331,426	171,735	.8	51.8	1,919,336	96.2	Electrical..... 18,050,960	4,000	(3)	.1	44,981,919	97.9						
Street paving.....	11,374,727	4,503,673	20.5	39.6	34,024,772	91.3	Heating and plumbing..... 62,994,747	13,875	(3)	.1	104,905,079	95.6						
Sewer, gas, water, con- duit.....	3,625,152	404,978	2.1	12.8	12,809,501	94.1	Heating and piping..... 17,756,871	10,785	(3)	.1	36,945,454	90.9						
Dam and reservoir.....	456,558	113,547	.5	24.0	2,270,875	90.9	Plumbing..... 30,905,440	3,000	(3)	.1	58,430,055	97.7						
Waterworks.....	2,888,893	99,778	.5	3.5	6,574,707	94.1	Masonry..... 5,555,851	3,394,329	27.5	60.0	14,427,014	94.6						
Dredging, river, harbor, etc.....	2,117,874	135,858	.6	6.4	7,305,489	92.0	Painting and decorating..... 3,201,574	561	(3)	.2	15,745,477	97.4						
Railroad.....	1,262,078	394,227	1.8	30.5	5,441,455	91.2	Plastering and lathing..... 3,578,820	5,743	(3)	.1	17,680,027	92.7						
Foundation.....	120,540	51,600	.2	42.8	578,013	58.5	Roofing and sheet-metal work..... 8,179,413	7,903	(3)	.1	21,226,116	96.4						
Central station, light and power plant.....	370,647	30,869	.1	8.3	2,165,542	77.5	Roofing..... 4,023,033	7,903	(3)	.1	10,311,004	97.4						
Air transport work.....	252,152	87,902	.4	34.9	630,505	98.5	Steel erection..... 14,340,500	4,193	(3)	.1	23,103,496	97.6						
Refuse disposal plant.....	100,308	2,472	(3)	2.5	377,618	78.5	Stone work..... 2,357,044	2,025	(3)	.1	5,552,319	88.8						
Subway (other than buildings).....	15,100,328	1,769,066	8.1	11.7	50,457,030	92.0	Marble and tiling..... 11,132,556	278,377	2.3	2.6	26,515,609	98.3						
Radio tower, etc.....	58,345	9,510	(3)	16.3	260,857	75.1	Excavating..... 419,381	10,851	(3)	2.6	6,563,600	88.3						
Subcontractors.....	155,732,069	3,702,096	16.9	2.4	354,573,848	95.1	Highway..... 400,114	343	(3)	.1	1,100,103	94.7						
Carpentering and wood- flooring.....	3,062,308	17,980	.1	.6	0,077,137	87.8	<i>Tile, facing, terra cotta, floor and wall</i>											
Concrete.....	6,994,464	2,274,524	10.4	32.5	18,802,998	95.3	All classes.....	265,337,828	6,966,955	100.0	2.6	895,167,345	70.9					
Electrical.....	18,050,960	10,070	(3)	.1	44,981,919	97.9	General contractors ²	109,605,759	1,030,291	23.4	1.5	540,593,497	58.6					
Elevator construction.....	15,698,798	150	(3)	(3)	24,036,972	97.7	Building.....	53,195,323	1,021,181	23.3	3.0	363,765,775	44.2					
Heating and plumbing.....	62,994,747	7,689	(3)	(3)	104,905,079	95.6	Building not special- ized ²	44,825,150	1,237,230	17.8	2.8	319,266,944	43.3					
Heating and piping.....	17,756,871	2,189	(3)	(3)	35,945,454	90.9	Commercial building only.....	1,664,875	95,221	.9	3.9	11,364,554	50.6					
Plumbing.....	30,905,440	4,300	(3)	(3)	58,630,065	97.7	Manufacturing building only.....	206,404	5,491	.1	2.7	939,255	63.8					
Plumbing and heating combined.....	2,073,926	1,200	(3)	.1	4,134,203	98.7	Residential building only.....	6,498,895	313,230	4.6	4.8	32,195,022	49.3					
Masonry.....	5,555,851	410,993	1.9	7.4	14,427,014	96.6	Highway.....	15,217,998	173	(3)	(3)	40,257,893	94.3					
Painting and decorating.....	3,201,574	2,817	(3)	.1	15,745,477	97.5	Sewer, gas, water, con- duit.....	3,625,152	300	(3)	(3)	12,809,501	94.1					
Glass and glazing.....	1,234,689	2,000	(3)	.2	2,695,043	99.8	Waterworks.....	2,888,893	670	(3)	(3)	6,574,707	94.1					
Plastering and lathing.....	3,578,820	379,041	1.7	10.6	17,680,027	92.7	Dredging, river, harbor, etc.....	2,117,874	7,000	(3)	.1	7,305,489	92.0					
Roofing and sheet-metal work.....	8,179,413	39,174	.2	.5	21,226,116	96.4	Refuse disposal plant.....	100,308	73	(3)	.1	377,618	78.5					
Roofing.....	4,023,033	34,209	.2	.9	10,311,004	97.4	Subway (other than buildings).....	15,100,328	894	(3)	(3)	50,457,030	92.0					
Sheet-metal work.....	2,391,461	50	(3)	(3)	6,441,383	95.2	Subcontractors.....	155,732,069	5,336,664	76.6	3.4	354,573,848	94.1					
Roofing and sheet-metal combined.....	1,764,919	4,915	(3)	.3	4,473,669	96.1	Carpentering and wood- flooring.....	3,062,308	3,121	(3)	.1	0,077,137	87.8					
Steel erection.....	14,340,500	73,871	.3	.5	23,103,496	97.5	Heating and plumbing.....	62,994,747	5,576	(3)	.1	104,905,079	95.6					
Stonework.....	2,357,044	14,755	.1	.6	6,552,319	88.8	Plumbing.....	30,905,440	5,476	(3)	.1	58,630,065	97.7					
Marble and tiling.....	11,132,556	191,867	.9	1.7	26,515,609	98.3	Plumbing and heating combined.....	2,073,926	100	(3)	(3)	4,134,203	98.7					
Excavating.....	419,381	139,701	.6	33.3	6,563,600	88.3	Masonry.....	5,555,851	101,572	1.5	1.8	14,427,014	96.6					
Ornamental iron.....	5,250,794	30	(3)	(3)	10,234,258	94.8	Painting and lathing.....	3,578,820	140	(3)	(3)	17,680,027	92.7					
Highway.....	400,114	24,392	.1	6.1	1,190,193	96.7	Roofing and sheet-metal work.....	8,179,413	43,889	.6	.5	21,226,116	96.4					
Bridge and culvert.....	11,523	4,983	(3)	43.2	41,997	100.0	Roofing.....	4,023,033	32,823	.5	.8	10,311,004	97.4					
Grading.....	13,798	4,110	(3)	29.8	126,536	97.0	Sheet-metal work.....	2,391,461	9,066	.1	.4	6,441,383	95.2					
Foundation.....	616,173	88,066	.4	14.3	2,279,003	81.5	Roofing and sheet metal combined.....	1,764,919	2,000	(3)	.1	4,473,669	96.1					
Rental of equipment, trucking, etc.....	13,185	13,185	(3)	100.0	87,150	100.0	Marble and tiling.....	11,132,556	5,182,366	74.4	46.0	26,515,609	98.3					
Flooring, n. e. s.....	1,157,779	2,598	(3)	.2	2,679,473	96.8	<i>Cut stone, granite and marble</i>											
<i>Brick (face, common, fire, paving, etc.)</i>						<i>Cut stone, granite and marble</i>												
All classes.....	265,337,828	12,138,755	100.0	4.6	895,167,345	70.9	All classes.....	265,337,828	10,021,141	100.0	3.8	895,167,345	70.9					
General contractors ²	109,605,759	8,464,427	69.7	7.7	540,593,497	58.6	General contractors ²	109,605,759	3,068,668	30.0	2.8	540,593,497	58.6					
Building.....	53,195,323	8,011,201	66.0	15.1	363,765,775	44.2	Building.....	53,195,323	1,595,267	15.9	3.0	363,765,775	44.2					
Building not special- ized ²	44,825,150	7,121,348	58.7	15.9	319,266,944	43.3	Building not special- ized ²	44,825,150	1,492,944	14.0	3.3	319,266,944	43.3					
Commercial building only.....	1,664,875	147,582	1.2	8.9	11,364,554	50.6	Commercial building only.....	1,664,875	23,061	.2	1.4	11,364,554	50.6					
Manufacturing building only.....	206,404	93,302	.8	45.2	939,255	63.8	Manufacturing building only.....	206,404	229	(3)	(3)	939,255	63.8					
Residential building only.....	6,498,895	649,059	5.3	10.0	32,195,022	49.3	Residential building only.....	6,498,895	79,033	.8	1.2	32,195,022	49.3					
Highway.....	15,217,998	121,516	1.0	.8	40,257,893	94.3	Highway.....	15,217,998	121,673	1.2	.8	40,257,893	94.3					
Bridge and culvert.....	3,090,503	14,940	.1	.5	11,854,576	82.0	See footnotes at end of table.											
Grading.....	331,426	622	(3)	.2	1,919,336	96.2												
Street paving.....	11,374,727	118,879	1.0	1.0	34,024,772	91.3												
Sewer, gas, water, con- duit.....	3,625,152	59,322	.5	1.6	12,809,501	94.1												

TABLE 10.—COMPARISON OF COST OF DESIGNATED MATERIALS FURNISHED AND USED BY REPORTING ESTABLISHMENTS DURING 1929, WITH COST OF MATERIALS AND VALUE OF CONSTRUCTION BUSINESS—Continued

[Based exclusively upon reports of establishments which gave the distributed cost of materials]

KIND OF MATERIAL AND CLASSIFICATION OF ESTABLISHMENTS	COST OF DESIGNATED MATERIAL					Value of construction business	Indicated per cent of all business done by own force ¹	KIND OF MATERIAL AND CLASSIFICATION OF ESTABLISHMENTS	COST OF DESIGNATED MATERIAL					Value of construction business	Indicated per cent of all business done by own force ¹						
	Cost of all materials distributed by kind	Amount	Per cent of—		Value of construction business				Cost of all materials distributed by kind	Amount	Per cent of—		Value of construction business			Cost of all materials distributed by kind	Amount	Per cent of—		Value of construction business	Indicated per cent of all business done by own force ¹
			Total cost	Cost of all distributed materials							Total cost	Cost of all distributed materials						Total cost	Cost of all distributed materials		
NEW YORK—Continued							NEW YORK—Continued														
<i>Cut stone, granite and marble—Continued</i>							<i>Cement—Continued</i>														
<i>General contractors—Con.</i>							<i>Subcontractors—Contd.</i>														
Bridge and culvert	Dollars	Dollars			Dollars		Dollars	Dollars			Dollars	Dollars									
Grading	309, 603	278, 245	2.7	8.8	11, 854, 576	82.0	Highway	400, 114	10, 030	(*)	2.5	1, 190, 103	96.7								
Street paving	11, 374, 727	981, 032	8.6	8.6	34, 024, 772	91.3	Bridge and culvert	11, 523	1, 079	(*)	9.4	41, 997	100.0								
Sewer, gas, water, conduit	3, 025, 152	47, 508	1.6	1.3	12, 809, 501	94.1	Grading	13, 798	1, 659	(*)	12.0	126, 536	97.0								
Dam and reservoir	456, 558	372	(*)	.1	2, 270, 875	90.9	Foundation	616, 173	91, 063	0.4	14.8	2, 279, 003	81.5								
Waterworks	2, 888, 893	12, 481	.4	.4	6, 574, 707	94.1	Flooring, n. e. s.	1, 157, 779	18, 189	.1	1.0	2, 079, 473	96.8								
Dredging, river, harbor, etc.	2, 117, 874	24, 000	.2	1.1	7, 305, 489	92.0	<i>Structural steel*</i>														
Railroad	1, 292, 978	3, 294	(*)	.2	5, 441, 455	81.2	All classes	265, 337, 828	24, 048, 023	100.0	0.1	895, 167, 345	70.9								
Foundation	120, 546	5, 000	(*)	4.1	578, 013	58.5	General contractors ²	109, 005, 759	9, 507, 576	39.5	8.7	540, 593, 497	58.6								
Refuse disposal plant	100, 308	2, 180	(*)	2.2	377, 618	78.5	Building	53, 195, 324	3, 920, 807	16.3	7.4	363, 765, 775	44.2								
Subway (other than buildings)	15, 106, 328	2, 590	(*)	(*)	50, 457, 030	92.0	Building not specialized ²	44, 825, 150	3, 785, 561	15.7	8.4	319, 266, 944	43.3								
Subcontractors	155, 732, 069	6, 952, 478	69.4	4.5	854, 573, 848	95.1	Commercial building only	1, 664, 875	25, 285	.1	1.5	11, 364, 554	50.6								
Carpentering and wood flooring	3, 062, 308	6, 154	.1	.2	9, 077, 137	87.8	Manufacturing building only	206, 404	23, 347	.1	11.3	939, 255	63.8								
Concrete	6, 994, 464	23, 170	.2	.3	18, 802, 998	95.3	Residential building only	6, 498, 895	86, 614	.4	1.3	32, 195, 022	49.3								
Heating and plumbing	62, 994, 747	487	(*)	(*)	104, 965, 976	95.6	Highway	15, 217, 998	279, 321	1.2	1.8	40, 257, 893	94.3								
Plumbing	30, 905, 440	487	(*)	(*)	58, 630, 065	97.7	Bridge and culvert	3, 096, 503	291, 555	1.2	0.4	11, 854, 576	82.0								
Masonry	5, 555, 851	53, 893	.5	1.0	14, 427, 914	96.6	Grading	331, 426	6, 178	(*)	1.9	1, 919, 339	96.2								
Roofing and sheet-metal work	4, 817, 413	1, 208	(*)	(*)	21, 226, 116	96.4	Street paving	11, 374, 727	32, 758	.1	.3	34, 024, 772	91.3								
Roofing	4, 023, 033	1, 208	(*)	(*)	10, 311, 064	97.4	Sewer, gas, water, conduit	3, 025, 152	45, 343	.2	1.3	12, 809, 501	94.1								
Steel erection	14, 340, 500	5, 385	.1	.3	23, 103, 496	97.5	Dam and reservoir	456, 558	3, 896	(*)	.9	2, 270, 875	90.9								
Stonework	2, 367, 044	2, 147, 234	21.4	91.1	5, 552, 319	88.8	Waterworks	2, 888, 893	65, 454	.3	2.3	6, 574, 707	94.1								
Marble and tiling	11, 132, 556	4, 050, 088	40.8	42.1	20, 515, 609	98.3	Dredging, river, harbor, etc.	2, 117, 874	32, 825	.1	1.6	7, 305, 489	92.0								
Excavating	419, 381	10, 050	.1	2.4	6, 563, 690	88.3	Railroad	1, 292, 978	167, 372	.7	12.9	5, 441, 455	91.2								
Flooring, n. e. s.	1, 157, 779	18, 294	.2	1.6	2, 079, 473	96.8	Refuse disposal plant	100, 308	6, 478	(*)	6.5	377, 618	78.5								
<i>Cement*</i>							<i>Radio tower, etc.</i>														
All classes	265, 337, 828	20, 464, 407	100.0	7.7	895, 167, 345	70.9	Subcontractors	155, 732, 069	14, 540, 447	60.5	9.3	354, 735, 848	95.1								
General contractors ²	109, 005, 759	10, 960, 030	82.9	15.5	540, 593, 497	58.6	Carpentering and wood flooring	3, 062, 308	200	(*)	(*)	9, 077, 137	87.8								
Building	53, 195, 324	5, 543, 088	27.1	10.4	363, 765, 775	44.2	Concrete	6, 994, 464	32, 900	.1	1.5	18, 802, 998	95.3								
Building not specialized ²	44, 825, 150	5, 029, 005	24.0	11.2	319, 266, 944	43.3	Elevator construction	15, 698, 798	6, 698	(*)	(*)	24, 030, 972	97.7								
Commercial building only	1, 664, 875	124, 874	.6	7.5	11, 364, 554	50.6	Heating and plumbing	62, 994, 747	2, 767	(*)	(*)	104, 965, 976	95.6								
Manufacturing building only	206, 404	29, 523	.1	14.3	939, 255	63.8	Heating and piping	17, 756, 871	2, 327	(*)	(*)	36, 945, 454	90.9								
Residential building only	6, 498, 895	359, 086	1.8	5.5	32, 195, 022	49.3	Plumbing	30, 905, 440	440	(*)	(*)	58, 630, 065	97.7								
Highway	15, 217, 998	5, 305, 214	28.2	35.3	40, 257, 893	94.3	Masonry	5, 555, 851	32, 338	.1	.6	14, 427, 914	96.6								
Bridge and culvert	3, 096, 503	621, 786	3.0	20.1	11, 854, 576	82.0	Roofing and sheet-metal work	8, 179, 413	2, 621	(*)	(*)	21, 226, 116	96.4								
Grading	331, 426	42, 053	.2	12.9	1, 919, 339	96.2	Roofing	4, 023, 033	1, 825	(*)	(*)	10, 311, 064	97.4								
Street paving	11, 374, 727	2, 765, 861	13.5	24.3	34, 024, 772	91.3	Sheet-metal work	2, 391, 461	600	(*)	(*)	6, 441, 383	95.2								
Sewer, gas, water, conduit	3, 025, 152	400, 784	2.0	11.2	12, 809, 501	94.1	Roofing and sheet metal combined	1, 764, 919	196	(*)	(*)	4, 473, 669	96.1								
Dam and reservoir	456, 558	158, 214	.8	84.7	2, 270, 875	90.9	Steel erection	14, 340, 500	18, 532, 134	66.3	94.4	23, 103, 496	97.5								
Waterworks	2, 888, 893	69, 199	.3	2.4	6, 574, 707	94.1	Marble and tiling	11, 132, 556	2, 000	(*)	(*)	20, 515, 609	98.3								
Dredging, river, harbor, etc.	2, 117, 874	136, 427	.7	6.4	7, 305, 489	92.0	Excavating	381, 426	21, 276	(*)	(*)	6, 663, 690	88.3								
Railroad	1, 292, 978	274, 412	1.3	21.2	5, 441, 455	91.2	Ornamental iron	5, 250, 794	543, 288	2.3	10.3	10, 234, 258	94.8								
Foundation	120, 546	49, 650	.2	41.2	578, 013	58.5	Highway	400, 114	122, 887	5	30.7	1, 490, 193	96.7								
Central station, light and power plant	370, 647	23, 093	.1	6.4	2, 165, 542	77.5	Bridge and culvert	11, 523	2, 401	(*)	1.7	41, 997	100.0								
Air transport work	252, 152	125, 700	.6	49.9	530, 058	98.5	Grading	13, 798	1, 260	(*)	10.1	126, 536	97.0								
Refuse disposal plant	100, 308	3, 541	(*)	3.5	377, 618	78.5	Dredging, river, harbor, etc.	2, 117, 874	37, 670	.7	1.8	7, 305, 489	92.0								
Subway (other than buildings)	15, 106, 328	1, 378, 898	6.7	9.1	50, 457, 030	92.0	Railroad	1, 292, 978	52, 959	1.1	4.1	5, 441, 455	91.2								
Subcontractors	155, 732, 069	3, 504, 467	17.1	2.3	854, 573, 848	95.1	Foundation	120, 546	4, 336	.1	3.6	377, 618	78.5								
Carpentering and wood flooring	3, 062, 308	34, 964	.2	1.1	9, 077, 137	87.8	<i>Reinforcing steel</i>														
Concrete	6, 994, 464	2, 470, 905	12.1	35.4	18, 802, 998	95.3	All classes	265, 337, 828	5, 035, 192	100.0	1.9	895, 167, 345	70.9								
Electrical	18, 050, 966	5, 400	(*)	(*)	44, 981, 919	97.9	General contractors ²	109, 005, 759	3, 933, 092	78.1	3.6	540, 593, 497	58.6								
Heating and plumbing	62, 994, 747	2, 396	(*)	(*)	104, 965, 976	95.6	Building	53, 195, 324	1, 705, 396	33.9	3.2	363, 765, 775	44.2								
Heating and piping	17, 756, 871	439	(*)	(*)	36, 945, 454	90.9	Building not specialized ²	44, 825, 150	1, 640, 979	32.7	3.7	319, 266, 944	43.3								
Plumbing	30, 905, 440	1, 557	(*)	(*)	58, 630, 065	97.7	Commercial building only	1, 664, 875	28, 508	.6	1.7	11, 364, 554	50.6								
Plumbing and heating combined	2, 073, 926	400	(*)	(*)	4, 184, 203	98.7	Manufacturing building only	206, 404	2, 790	.1	1.4	939, 255	63.8								
Masonry	5, 555, 851	455, 257	2.2	8.2	14, 427, 914	96.6	Residential building only	6, 498, 895	27, 113	.5	.8	32, 195, 022	49.3								
Painting and decorating	3, 291, 574	1, 340	(*)	(*)	15, 745, 477	97.6	Highway	15, 217, 998	1, 225, 642	24.3	8.1	40, 257, 893	94.3								
Glass and glazing	1, 234, 689	3, 000	(*)	.2	2, 595, 043	99.8	Bridge and culvert	3, 096, 503	214, 063	4.9	6.9	11, 854, 576	82.0								
Plastering and lathing	3, 578, 820	185, 510	.7	3.9	17, 680, 627	92.7	Grading	331, 426	5, 095	.1	1.5	1, 919, 339	96.2								
Roofing and sheet-metal work	4, 817, 413	6, 467	(*)	.1	21, 226, 116	96.4	Street paving	11, 374, 727	285, 927	5.7	2.5	34, 024, 772	91.3								
Roofing	4, 023, 033	5, 296	(*)	.1	10, 311, 064	97.4	Sewer, gas, water, conduit	3, 025, 152	74, 435	1.5	2.1	12, 809, 501	94.1								
Roofing and sheet metal combined	1, 764, 919	1, 171	(*)	.1	4, 473, 669	96.1	Dam and reservoir	456, 558	18, 413	.4	4.0	2, 270, 875	90.9								
Steel erection	14, 340, 500	50, 365	.2	.4	23, 103, 496																

TABLE 10.—COMPARISON OF COST OF DESIGNATED MATERIALS FURNISHED AND USED BY REPORTING ESTABLISHMENTS DURING 1929, WITH COST OF MATERIALS AND VALUE OF CONSTRUCTION BUSINESS—Continued

[Based exclusively upon reports of establishments which gave the distributed cost of materials]

KIND OF MATERIAL AND CLASSIFICATION OF ESTABLISHMENTS	Cost of all materials distributed by kind	COST OF DESIGNATED MATERIAL				Value of construction business	Indicated per cent of all business done by own force 1	KIND OF MATERIAL AND CLASSIFICATION OF ESTABLISHMENTS	Cost of all materials distributed by kind	COST OF DESIGNATED MATERIAL				Value of construction business	Indicated per cent of all business done by own force 1
		Amount	Per cent of—		Value of construction business					Amount	Per cent of—		Value of construction business		
			Total cost	Cost of all distributed materials							Total cost	Cost of all distributed materials			
NEW YORK—Continued							NEW YORK—Continued								
Reinforcing steel—Con.							Lumber, rough and finished—Contd.								
General contractors—Con.	Dollars	Dollars			Dollars		General contractors—Con.	Dollars	Dollars			Dollars			
Central station, light power plant	370,647	3,181	0.1	0.9	2,165,542	77.5	Dam and reservoir	450,558	26,130	0.2	5.7	2,270,875	90.9		
Air transport work	252,152	30,000	0.6	11.9	530,058	98.5	Waterworks	2,888,803	44,138	3	1.5	6,574,707	94.1		
Refuse disposal plant	100,308	2,244	(*)	2.2	377,618	78.5	Dredging, river, harbor, etc.	2,117,874	700,588	4.5	33.1	7,305,489	92.0		
Subway (other than buildings)	15,106,328	271,562	5.4	1.8	50,457,030	92.0	Railroad	1,292,978	130,348	8	10.1	5,441,455	91.2		
Subcontractors	155,732,069	1,102,100	21.9	7	354,573,848	95.1	Foundation	120,540	2,500	(*)	2.1	578,013	58.5		
Carpentering and wood flooring	3,062,308	46,060	9	1.5	9,077,137	87.8	Central station, light and power plant	370,647	9,988	1	2.7	2,165,542	77.5		
Concrete	6,994,464	866,573	17.2	12.4	18,802,998	95.3	Air transport work	252,152	3,150	(*)	1.2	530,058	98.5		
Electrical	18,050,966	1,000	(*)	0.9	44,981,919	97.9	Refuse disposal plant	100,308	1,716	(*)	1.7	377,618	78.5		
Heating and plumbing	52,994,747	487	(*)	(*)	104,965,978	95.6	Subway (other than buildings)	15,106,328	2,157,911	13.9	14.3	50,467,030	92.0		
Plumbing	30,905,440	487	(*)	(*)	58,630,065	97.7	Radio tower, etc.	58,345	3,512	(*)	6.0	260,857	95.1		
Masonry	5,555,851	10,448	3	3	14,427,914	96.6	Subcontractors	155,732,069	2,641,853	17.1	1.7	354,573,848	95.1		
Painting and decorating	3,291,574	77	(*)	(*)	15,745,477	97.5	Carpentering and wood flooring	3,062,308	1,761,010	11.4	57.5	9,077,137	87.8		
Glass and glazing	1,234,689	2,500	(*)	2	2,595,043	99.8	Concrete	6,994,464	612,404	4.0	8.8	18,802,998	95.3		
Plastering and lathing	3,578,820	9,328	2	3	17,680,927	92.7	Electrical	18,050,966	1,794	(*)	0.9	44,981,919	97.0		
Steel erection	14,340,500	47,611	9	3	23,163,496	97.5	Elevator construction	15,698,798	988	(*)	0.9	24,036,972	97.7		
Marble and tiling	11,132,556	11,636	2	1	26,515,509	98.3	Heating and plumbing	52,994,747	7,893	1	0.9	104,965,978	95.0		
Excavating	419,381	5,234	1	1.2	6,563,060	88.3	Heating and piping	17,756,871	3,154	(*)	0.9	36,945,454	90.9		
Ornamental iron	5,250,794	17,667	4	3	10,234,258	94.8	Plumbing	30,905,440	4,030	(*)	0.9	58,630,065	97.7		
Highway	400,114	12,073	2	3.0	1,100,193	96.7	Plumbing and heating combined	2,073,920	100	(*)	0.9	4,134,203	98.7		
Bridge and culvert	11,523	3,435	1	29.8	41,997	100.0	Masonry	5,555,851	30,423	2	0.5	14,427,914	96.0		
Foundation	616,173	61,971	1.2	10.1	2,279,003	81.5	Painting and decorating	3,291,574	7,231	(*)	0.2	15,745,477	97.5		
							Glass and glazing	1,234,689	4,500	(*)	0.4	2,595,043	99.8		
							Plastering and lathing	3,578,820	6,277	(*)	0.2	17,680,927	92.7		
							Roofing and sheet-metal work	8,179,413	41,163	3	0.5	21,226,116	96.4		
							Roofing	4,023,033	34,623	2	0.9	10,311,064	97.4		
							Sheet-metal work	2,391,461	5,286	(*)	0.2	6,441,383	95.2		
							Roofing and sheet metal combined	1,764,919	1,254	(*)	0.1	4,473,669	96.1		
							Steel erection	14,340,500	27,746	2	0.2	23,163,496	97.5		
							Stonework	2,357,044	2,033	(*)	0.1	5,552,310	88.8		
							Marble and tiling	11,132,556	1,572	(*)	0.9	20,515,509	98.3		
							Wrecking	8,015	5,250	(*)	0.5	93,537	99.0		
							Excavating	419,381	77,462	5	18.5	6,563,060	88.3		
							Ornamental iron	5,250,794	1,690	(*)	0.9	10,234,258	94.8		
							Highway	400,114	82	(*)	0.9	1,100,193	96.7		
							Bridge and culvert	11,523	1,825	(*)	15.8	41,997	100.0		
							Grading	13,798	2,208	(*)	10.0	120,536	97.0		
							Dredging, river, harbor, etc.	143,730	1,544	(*)	1.1	441,154	97.7		
							Foundation	616,173	35,945	2	5.8	2,270,003	81.5		
							Metal work, n. e. s.	1,025,709	8,394	1	0.8	1,600,577	95.9		
							Flooring, n. e. s.	1,157,779	2,500	(*)	0.2	2,679,473	96.8		
							Millwork								
							All classes	265,337,828	5,572,861	100.0	2.1	895,107,345	70.9		
							General contractors 2	109,605,759	4,838,301	86.8	4.4	540,593,497	58.6		
							Building	53,195,324	4,821,216	86.6	9.1	363,765,775	44.2		
							Building not specialized 2	44,825,150	3,700,889	90.4	8.3	310,266,044	43.3		
							Commercial building only	1,064,875	71,392	1.3	4.3	11,304,554	50.6		
							Manufacturing building only	206,404	1,132	(*)	0.5	930,255	63.8		
							Residential building only	6,498,895	1,047,803	18.8	16.1	32,195,022	49.3		
							Highway	15,217,998	4,807	(*)	0.1	40,257,893	94.3		
							Bridge and culvert	3,096,503	542	(*)	0.9	11,854,570	82.0		
							Grading	331,426	4,000	1	1.2	1,919,336	96.2		
							Street paving	11,874,727	250	(*)	0.9	34,024,772	91.3		
							Sewer, gas, water, conduit	3,025,152	2,000	(*)	0.1	12,809,501	94.1		
							Dam and reservoir	450,558	816	(*)	0.2	2,270,875	90.9		
							Railroad	1,292,978	593	(*)	0.9	5,441,455	91.2		
							Refuse disposal plant	100,308	275	(*)	0.3	377,618	78.5		
							Subway (other than buildings)	15,106,328	3,802	1	0.9	50,467,030	92.0		
							Subcontractors	155,732,069	734,500	13.2	0.5	354,573,848	95.1		
							Carpentering and wood flooring	3,062,308	717,624	12.9	23.4	9,077,137	87.8		
							Heating and plumbing	52,994,747	3,000	1	0.9	104,965,978	95.6		
							Plumbing	30,905,440	3,000	1	0.9	58,630,065	97.7		
							Painting and decorating	3,291,574	561	(*)	0.9	15,745,477	97.5		
							Marble and tiling	11,132,556	275	(*)	0.9	26,515,509	98.3		
							Dredging, river, harbor, etc.	143,730	13,040	2	0.1	441,154	97.7		

See footnotes at end of table.

TABLE 10.—COMPARISON OF COST OF DESIGNATED MATERIALS FURNISHED AND USED BY REPORTING ESTABLISHMENTS DURING 1929, WITH COST OF MATERIALS AND VALUE OF CONSTRUCTION BUSINESS—Continued

[Based exclusively upon reports of establishments which gave the distributed cost of materials]

KIND OF MATERIAL AND CLASSIFICATION OF ESTABLISHMENTS	COST OF DESIGNATED MATERIAL					Value of construction business	Indicated per cent of all business done by own force ¹	KIND OF MATERIAL AND CLASSIFICATION OF ESTABLISHMENTS	COST OF DESIGNATED MATERIAL					Value of construction business	Indicated per cent of all business done by own force ¹
	Cost of all materials distributed by kind	Amount	Per cent of—		Value of construction business				Cost of all materials distributed by kind	Amount	Per cent of—		Value of construction business		
			Total cost	Cost of all distributed materials							Total cost	Cost of all distributed materials			
NEW YORK—Continued							NEW YORK—Continued								
<i>Paints, varnishes, glass</i>							<i>Roofing and sheet metal—Continued</i>								
All classes.....	Dollars 265,337,828	Dollars 5,370,248	100.0	2.0	Dollars 895,167,345	70.9									
General contractors ²	109,005,759	749,067	13.9	7.7	540,593,407	58.6	Subcontractors.....								
Building.....	53,195,324	670,477	12.6	1.3	303,765,775	44.2	Roofing and sheet metal.....								
Building not specialized ³	44,825,160	504,485	9.4	1.1	319,266,944	43.3	Carpentering and wood flooring.....								
Commercial building only.....	1,664,875	32,704	6.0	2.0	11,304,554	50.6	Electrical.....								
Manufacturing building only.....	209,404	113	(3)	1.1	930,255	63.8	Heating and plumbing.....								
Residential building only.....	6,498,895	139,175	2.6	2.1	32,195,022	49.3	Heating and piping.....								
Highway.....	15,217,998	3,000	1.0	(3)	40,267,893	94.3	Pipe covering.....								
Bridge and culvert.....	3,090,603	3,705	1.1	1.1	11,854,576	82.0	Plumbing and heating combined.....								
Grading.....	331,426	250	(3)	1.1	1,919,336	96.2	Painting and decorating.....								
Street paving.....	11,374,727	5,923	1.1	1.1	34,024,772	91.3	Roofing and sheet-metal work.....								
Sewer, gas, water, conduit.....	3,025,152	31,630	6.0	0.0	12,800,501	94.1	Roofing.....								
Dam and reservoir.....	456,558	4,202	1.1	1.0	2,270,875	90.9	Sheet-metal work.....								
Waterworks.....	2,888,893	7,102	1.1	2.0	6,574,707	94.1	Roofing and sheet-metal combined.....								
Dredging, river, harbor, etc.....	2,117,874	4,770	1.1	2.2	7,305,489	92.0	Steel erection.....								
Railroad.....	1,292,978	3,721	1.1	3.3	5,441,455	91.2	Marble and tiling.....								
Foundation.....	120,546	200	(3)	2.2	578,013	58.5	Wrecking.....								
Refuse disposal plant.....	100,308	410	(3)	4.4	377,618	78.5	Excavating.....								
Subway (other than buildings).....	15,106,328	5,973	1.1	(3)	50,457,030	92.0	Dredging, river, harbor, etc.....								
Radio tower, etc.....	58,345	732	(3)	1.3	200,857	75.1									
Subcontractors.....	155,732,069	4,627,181	86.1	3.0	354,573,848	95.1	Heating and ventilating equipment ⁴								
Carpentering and wood flooring.....	3,062,308	72,358	1.3	2.4	9,077,137	87.8	All classes.....								
Concrete.....	6,994,404	12,201	2.2	2.2	18,802,998	95.3	General contractors ²								
Electrical.....	18,050,966	1,240	(3)	(3)	44,981,919	97.9	Building.....								
Elevator construction.....	15,698,798	374	(3)	(3)	24,086,972	97.7	Building not specialized ³								
Heating and plumbing.....	52,994,747	21,933	4.4	(3)	104,905,976	95.6	Commercial building only.....								
Heating and piping.....	17,756,871	2,110	(3)	(3)	30,945,464	90.9	Residential building only.....								
Plumbing.....	30,906,440	10,323	4.4	1.1	58,630,065	97.7	Highway.....								
Plumbing and heating combined.....	2,073,926	500	(3)	(3)	4,134,203	98.7	Grading.....								
Masonry.....	5,555,851	1,013	(3)	(3)	14,427,914	96.6	Sewer, gas, water, conduit.....								
Painting and decorating.....	3,291,574	3,205,410	96.0	97.4	15,745,477	97.5	Dam and reservoir.....								
Glass and glazing.....	1,234,689	1,193,166	22.2	96.0	2,595,043	99.8	Waterworks.....								
Plastering and lathing.....	3,578,820	1,700	(3)	(3)	17,080,627	92.7	Central station, light and power plant.....								
Roofing and sheet-metal work.....	8,179,413	20,174	4.4	2.2	21,220,116	96.4	Refuse disposal plant.....								
Roofing.....	4,023,033	8,815	2.2	2.0	10,311,094	97.4	Subcontractors.....								
Sheet-metal work.....	2,391,461	3,419	1.1	1.1	6,441,383	95.2	Electrical.....								
Roofing and sheet-metal combined.....	1,764,919	7,940	1.1	4.4	4,473,609	96.1	Elevator construction.....								
Steel erection.....	14,340,500	36,239	7.7	3.3	23,163,499	97.5	Heating and plumbing.....								
Stonework.....	2,357,044	8,101	2.2	3.3	5,552,319	83.8	Heating and piping.....								
Marble and tiling.....	11,132,556	3,282	1.1	(3)	20,515,509	98.3	Pipe covering.....								
Wrecking.....	8,015	280	(3)	3.5	93,537	99.0	Plumbing.....								
Excavating.....	419,381	125	(3)	(3)	6,583,940	88.3	Plumbing and heating combined.....								
Ornamental iron.....	5,250,794	8,634	2.2	2.0	10,234,258	94.8	Automatic temperature control.....								
Highway.....	400,114	4,700	1.1	1.2	1,190,193	96.7	Masonry.....								
Dredging, river, harbor, etc.....	143,730	4,250	1.1	3.0	441,154	97.7	Roofing and sheet-metal work.....								
Metal work, n. e. s.....	1,025,709	2,193	2.2	2.6	1,699,677	95.9	Roofing.....								
Flooring, n. e. s.....	1,157,779	20,805	6.0	2.6	2,679,473	96.8	Sheet-metal work.....								
Roofing and sheet metal							Plumbing and gas fitting equipment⁴								
All classes.....	265,337,828	8,642,990	100.0	3.3	895,167,345	70.9	All classes.....								
General contractors ²	109,005,759	647,958	7.5	6.6	540,593,407	58.6	General contractors ²								
Building.....	53,195,324	631,915	7.3	1.2	303,765,775	44.2	Building.....								
Building not specialized ³	44,825,160	497,714	5.8	1.1	319,266,944	43.3	Building not specialized ³								
Commercial building only.....	1,664,875	4,100	(3)	2.2	11,304,554	50.6	Commercial building only.....								
Manufacturing building only.....	209,404	3,996	(3)	1.9	930,255	63.8	Residential building only.....								
Residential building only.....	6,498,895	126,105	1.5	1.9	32,195,022	49.3	Highway.....								
Highway.....	15,217,998	2,134	(3)	(3)	40,267,893	94.3	Grading.....								
Bridge and culvert.....	331,426	410	(3)	1.1	1,919,336	96.2	Street paving.....								
Grading.....	11,374,727	300	(3)	(3)	34,024,772	91.3	Sewer, gas, water, conduit.....								
Street paving.....	11,374,727	300	(3)	(3)	34,024,772	91.3	Dam and reservoir.....								
Sewer, gas, water, conduit.....	3,025,152	2,915	(3)	1.1	12,800,501	94.1	Waterworks.....								
Dam and reservoir.....	456,558	1,172	(3)	1.3	2,270,875	90.9	Central station, light and power plant.....								
Waterworks.....	2,888,893	3,611	(3)	3.0	6,574,707	94.1	Refuse disposal plant.....								
Dredging, river, harbor, etc.....	2,117,874	425	(3)	(3)	7,305,489	92.0	Subcontractors.....								
Railroad.....	1,292,978	3,036	(3)	2.2	5,441,455	91.2	Electrical.....								
Subway (other than buildings).....	15,106,328	1,851	(3)	(3)	50,457,030	92.0	Elevator construction.....								
Radio tower, etc.....	58,345	189	(3)	3.3	200,857	75.1	Heating and plumbing.....								

See footnotes at end of table.

CONSTRUCTION—NEW YORK

TABLE 10.—COMPARISON OF COST OF DESIGNATED MATERIALS FURNISHED AND USED BY REPORTING ESTABLISHMENTS DURING 1929, WITH COST OF MATERIALS AND VALUE OF CONSTRUCTION BUSINESS—Continued.

[Based exclusively upon reports of establishments which gave the distributed cost of materials]

KIND OF MATERIAL AND CLASSIFICATION OF ESTABLISHMENTS	COST OF DESIGNATED MATERIAL					Value of construction business	Indicated per cent of all business done by own force ¹	KIND OF MATERIAL AND CLASSIFICATION OF ESTABLISHMENTS	COST OF DESIGNATED MATERIAL					Value of construction business	Indicated per cent of all business done by own force ¹	
	Cost of all materials distributed by kind	Amount	Percent of—		Value of construction business				Cost of all materials distributed by kind	Amount	Percent of—		Value of construction business			Indicated per cent of all business done by own force ¹
			Total cost	Cost of all distributed materials							Total cost	Cost of all distributed materials				
NEW YORK—Continued							NEW YORK—Continued									
<i>Plumbing and gas fitting equipment—Con.</i>							<i>Elevators, dumb-waiters and equipment</i>									
							All classes.....									
							Dollars 265,337,828									
							Dollars 15,645,298									
							100.0									
							5.9									
							Dollars 895,167,345									
							70.9									
General contractors—Con.							General contractors ²									
Central station, light and power plant.....							Building.....									
Refuse disposal plant.....							Building not specialized ²									
Subway (other than buildings).....							Commercial building only.....									
Subcontractors.....							Residential building only.....									
Carpentering and wood flooring.....							Street paving.....									
Concreting.....							Refuse disposal plant.....									
Electrical.....							Subcontractors.....									
Heating and plumbing.....							Carpentering and wood flooring.....									
Heating and piping.....							Electrical.....									
Plumbing.....							Elevator construction.....									
Plumbing and heating combined.....							Heating and plumbing.....									
Automatic sprinkler systems.....							Plumbing and heating combined.....									
Masonry.....							Masonry.....									
Roofing and sheet-metal work.....							Steel erection.....									
Sheet-metal work.....							Ornamental iron.....									
Steel erection.....							Metal work, n. e. s.....									
Marble and tiling.....							<i>Pipe: Cast-iron, sheet and tube steel, etc.</i>									
Excavating.....							All classes.....									
<i>Electrical appliances and supplies*</i>							General contractors ²									
All classes.....							Building.....									
General contractors ²							Building not specialized ²									
Building.....							Commercial building only.....									
Building not specialized ²							Residential building only.....									
Commercial building only.....							Highway.....									
Residential building only.....							Bridge and culvert.....									
Highway.....							Grading.....									
Bridge and culvert.....							Street paving.....									
Grading.....							Sewer, gas, water, conduit.....									
Street paving.....							Dam and reservoir.....									
Sewer, gas, water, conduit.....							Waterworks.....									
Dam and reservoir.....							Dredging, river, harbor, etc.....									
Waterworks.....							Railroad.....									
Railroad.....							Central station, light and power plant.....									
Foundation.....							Air transport work.....									
Central station, light and power plant.....							Refuse disposal plant.....									
Refuse disposal plant.....							Subway (other than buildings).....									
Subway (other than buildings).....							Subcontractors.....									
Subcontractors.....							Concreting.....									
Carpentering and wood flooring.....							Electrical.....									
Concreting.....							Elevator construction.....									
Electrical.....							Heating and plumbing.....									
Elevator construction.....							Heating and piping.....									
Heating and plumbing.....							Plumbing.....									
Heating and piping.....							Plumbing and heating combined.....									
Plumbing.....							Automatic sprinkler systems.....									
Plumbing and heating combined.....							Masonry.....									
Automatic sprinkler systems.....							Roofing and sheet-metal work.....									
Masonry.....							Roofing.....									
Roofing and sheet-metal work.....							Roofing and sheet metal combined.....									
Roofing.....							Steel erection.....									
Roofing and sheet metal combined.....							Excavating.....									
Steel erection.....							Ornamental iron.....									
Excavating.....							Highway.....									
Ornamental iron.....							Waterworks.....									
Highway.....							Dredging, river, harbor, etc.....									
Waterworks.....							Foundation.....									
Dredging, river, harbor, etc.....																
Foundation.....																

See footnotes at end of table.

TABLE 10.—COMPARISON OF COST OF DESIGNATED MATERIALS FURNISHED AND USED BY REPORTING ESTABLISHMENTS DURING 1929, WITH COST OF MATERIALS AND VALUE OF CONSTRUCTION BUSINESS—Continued

[Based exclusively upon reports of establishments which gave the distributed cost of materials]

KIND OF MATERIAL AND CLASSIFICATION OF ESTABLISHMENTS	COST OF DESIGNATED MATERIAL				Value of construction business	Indicated per cent of all business done by own force 1	KIND OF MATERIAL AND CLASSIFICATION OF ESTABLISHMENTS	COST OF DESIGNATED MATERIAL				Value of construction business	Indicated per cent of all business done by own force 1		
	Cost of all materials distributed by kind	Amount	Percent of—					Cost of all distributed materials	Cost of all materials distributed by kind	Amount	Percent of—			Cost of all distributed materials	
			Total cost	Cost of all distributed materials							Total cost				Cost of all distributed materials
ALBANY						ALBANY—Continued									
<i>Sand, gravel, stone, slag, cinders, etc. †</i>						<i>Cement †</i>									
All classes.....	2, 082, 125	227, 958	100.0	8.5	7, 285, 242	83.3	All classes.....	2, 082, 125	332, 484	100.0	12.4	7, 285, 242	83.3		
General contractors.....	1, 216, 939	159, 870	70.1	13.1	3, 073, 489	77.2	General contractors.....	1, 216, 939	304, 825	91.7	25.0	3, 073, 489	77.2		
Building.....	449, 722	25, 150	11.0	5.6	1, 491, 913	61.7	Building.....	449, 722	37, 827	11.3	8.4	1, 491, 913	61.7		
Building not specialized.....	263, 222	8, 160	3.6	3.1	830, 081	61.0	Building not specialized.....	263, 222	8, 027	2.4	3.0	830, 081	61.0		
Commercial building only.....	94, 800	15, 000	6.6	15.8	509, 059	58.0	Commercial building only.....	94, 800	20, 600	6.2	21.7	509, 059	58.0		
Residential building only.....	91, 700	2, 000	.9	2.2	152, 773	76.7	Residential building only.....	91, 700	9, 000	2.7	9.8	152, 773	76.7		
Highway.....	121, 440	20, 000	8.8	16.5	558, 266	92.0	Highway.....	121, 440	84, 000	25.4	69.7	558, 266	92.0		
Street paving.....	424, 068	79, 448	34.9	18.7	878, 310	98.2	Street paving.....	424, 068	123, 558	37.2	20.1	878, 310	98.2		
Sewer, gas, water, conduit.....	141, 303	35, 281	15.5	25.0	906, 000	100.0	Sewer, gas, water, conduit.....	141, 303	59, 010	17.8	41.8	906, 000	100.0		
Subcontractors.....	1, 465, 186	68, 079	29.9	4.0	3, 311, 753	97.9	Subcontractors.....	1, 465, 186	27, 659	8.3	1.0	3, 311, 753	97.9		
Concrete.....	103, 237	10, 000	4.4	9.7	250, 000	90.0	Concrete.....	103, 237	7, 500	2.3	7.3	250, 000	90.0		
Heating and plumbing.....	694, 694	500	.2	.1	1, 180, 370	96.1	Steel erection.....	271, 411	10, 500	3.2	3.9	499, 037	100.0		
Plumbing.....	173, 594	500	.2	.3	333, 015	100.0	Marble and tiling.....	150, 000	8, 000	2.4	5.3	375, 000	100.0		
Roofting and sheet-metal work.....	95, 043	1, 213	.5	1.3	843, 705	100.0	Grading.....	13, 754	1, 059	.5	12.1	99, 335	100.0		
Roofting and sheet metal combined.....	81, 843	1, 213	.5	1.5	313, 804	100.0	<i>Structural steel †</i>								
Steel erection.....	271, 411	42, 300	18.0	15.0	499, 037	100.0	All classes.....	2, 082, 125	250, 453	100.0	9.3	7, 285, 242	83.3		
Marble and tiling.....	150, 000	10, 000	4.4	6.7	375, 000	100.0	General contractors.....	1, 216, 939	16, 482	6.0	1.4	3, 073, 489	77.2		
Grading.....	13, 754	4, 066	1.8	20.6	99, 335	100.0	Building.....	449, 722	16, 482	6.6	3.7	1, 491, 913	61.7		
<i>Brick (face, common, fire, paving, etc.)</i>						<i>Reinforcing steel</i>									
All classes.....	2, 082, 125	42, 725	100.0	1.6	7, 285, 242	83.3	All classes.....	2, 082, 125	82, 204	100.0	3.1	7, 285, 242	83.3		
General contractors.....	1, 216, 939	42, 725	100.0	3.5	3, 073, 489	77.2	General contractors.....	1, 216, 939	59, 017	71.7	4.8	3, 073, 489	77.2		
Building.....	449, 722	36, 025	85.7	8.1	1, 491, 913	61.7	Building.....	449, 722	6, 390	7.7	1.4	1, 491, 913	61.7		
Building not specialized.....	263, 222	15, 025	36.0	5.9	830, 081	61.0	Building not specialized.....	263, 222	900	1.2	.4	830, 081	61.0		
Commercial building only.....	94, 800	9, 000	21.1	9.5	509, 059	58.0	Commercial building only.....	94, 800	5, 000	6.1	5.3	509, 059	58.0		
Residential building only.....	91, 700	12, 000	28.1	13.1	152, 773	76.7	Residential building only.....	91, 700	400	.5	.4	152, 773	76.7		
Street paving.....	424, 068	3, 000	7.0	.7	878, 310	98.2	Highway.....	121, 440	16, 840	20.5	13.9	558, 266	92.9		
Sewer, gas, water, conduit.....	141, 303	3, 100	7.3	2.2	906, 000	100.0	Street paving.....	424, 068	27, 772	33.7	6.5	878, 310	98.2		
<i>Tile, facing, terra cotta, floor and wall</i>						<i>Lumber, rough and finished</i>									
All classes.....	2, 082, 125	63, 227	100.0	2.4	7, 285, 242	83.3	All classes.....	2, 082, 125	173, 482	100.0	6.5	7, 285, 242	83.3		
General contractors.....	1, 216, 939	8, 227	13.0	.7	3, 073, 489	77.2	General contractors.....	1, 216, 939	155, 274	89.5	12.8	3, 073, 489	77.2		
Building.....	449, 722	8, 227	13.0	1.8	1, 491, 913	61.7	Building.....	449, 722	125, 409	72.3	27.9	1, 491, 913	61.7		
Building not specialized.....	263, 222	5, 227	8.3	2.0	830, 081	61.0	Building not specialized.....	263, 222	77, 409	44.6	29.4	830, 081	61.0		
Commercial building only.....	94, 800	1, 000	1.6	1.1	509, 059	58.0	Commercial building only.....	94, 800	18, 000	10.4	10.0	509, 059	58.0		
Residential building only.....	91, 700	2, 000	3.2	2.2	152, 773	76.7	Residential building only.....	91, 700	30, 000	17.3	32.7	152, 773	76.7		
Subcontractors.....	1, 465, 186	55, 000	87.0	3.8	3, 311, 753	97.9	Street paving.....	424, 068	3, 358	1.9	.8	878, 310	98.2		
Marble and tiling.....	150, 000	55, 000	87.0	36.7	375, 000	100.0	Sewer, gas, water, conduit.....	141, 303	26, 507	15.3	18.8	906, 000	100.0		
<i>Concrete and cinder block</i>						<i>Millwork</i>									
All classes.....	2, 082, 125	47, 946	100.0	1.8	7, 285, 242	83.3	All classes.....	2, 082, 125	66, 039	100.0	2.5	7, 285, 242	83.3		
General contractors.....	1, 216, 939	13, 946	29.1	1.1	3, 073, 489	77.2	General contractors.....	1, 216, 939	66, 039	100.0	5.4	3, 073, 489	77.2		
Building.....	449, 722	13, 946	29.1	3.1	1, 491, 913	61.7	Building.....	449, 722	66, 039	100.0	14.7	1, 491, 913	61.7		
Building not specialized.....	263, 222	4, 946	10.3	1.9	830, 081	61.0	Building not specialized.....	263, 222	63, 639	96.4	24.2	830, 081	61.0		
Commercial building only.....	94, 800	7, 000	14.6	7.4	509, 059	58.0	Commercial building only.....	94, 800	400	.6	.4	509, 059	58.0		
Residential building only.....	91, 700	2, 000	4.2	2.2	152, 773	76.7	Residential building only.....	91, 700	2, 000	3.0	2.2	152, 773	76.7		
Subcontractors.....	1, 465, 186	34, 000	70.9	2.3	3, 311, 753	97.9	<i>Paints, varnishes, glass</i>								
Concrete.....	103, 237	32, 600	67.8	31.5	250, 000	90.0	All classes.....	2, 082, 125	87, 464	100.0	3.3	7, 285, 242	83.3		
Grading.....	13, 754	1, 500	3.1	10.9	99, 335	100.0	General contractors.....	1, 216, 939	10, 536	12.0	.9	3, 073, 489	77.2		
<i>Cut stone, granite and marble</i>						<i>Millwork</i>									
All classes.....	2, 082, 125	125, 449	100.0	4.7	7, 285, 242	83.3	General contractors.....	1, 216, 939	8, 610	9.8	1.9	1, 491, 913	61.7		
General contractors.....	1, 216, 939	50, 449	40.2	4.1	3, 073, 489	77.2	Building.....	449, 722	5, 610	6.4	2.1	830, 081	61.0		
Building.....	449, 722	6, 174	4.9	1.4	1, 491, 913	61.7	Building not specialized.....	263, 222	5, 610	6.4	2.1	830, 081	61.0		
Building not specialized.....	263, 222	1, 074	.8	.4	830, 081	61.0	Residential building only.....	91, 700	3, 000	3.4	3.3	152, 773	76.7		
Commercial building only.....	94, 800	4, 800	3.8	5.1	509, 059	58.0	Street paving.....	424, 068	1, 026	2.2	.5	878, 310	98.2		
Residential building only.....	91, 700	300	.2	.3	152, 773	76.7	<i>Millwork</i>								
Street paving.....	424, 068	44, 275	35.3	10.4	878, 310	98.2	All classes.....	2, 082, 125	66, 039	100.0	2.5	7, 285, 242	83.3		
Subcontractors.....	1, 465, 186	75, 000	69.8	5.1	3, 311, 753	97.9	General contractors.....	1, 216, 939	66, 039	100.0	5.4	3, 073, 489	77.2		
Marble and tiling.....	150, 000	75, 000	69.8	60.0	375, 000	100.0	Building.....	449, 722	66, 039	100.0	14.7	1, 491, 913	61.7		

See footnotes at end of table.

TABLE 10.—COMPARISON OF COST OF DESIGNATED MATERIALS FURNISHED AND USED BY REPORTING ESTABLISHMENTS DURING 1929, WITH COST OF MATERIALS AND VALUE OF CONSTRUCTION BUSINESS—Continued

[Based exclusively upon reports of establishments which gave the distributed cost of materials]

KIND OF MATERIAL AND CLASSIFICATION OF ESTABLISHMENTS	Cost of all materials distributed by kind	COST OF DESIGNATED MATERIAL			Value of construction business	Indicated per cent of all business done by own force ¹	KIND OF MATERIAL AND CLASSIFICATION OF ESTABLISHMENTS	Cost of all materials distributed by kind	COST OF DESIGNATED MATERIAL			Value of construction business	Indicated per cent of all business done by own force ¹
		Amount	Per cent of—						Amount	Per cent of—			
			Total cost	Cost of all distributed materials						Total cost	Cost of all distributed materials		
ALBANY—Continued						BUFFALO							
<i>Paints varnishes, glass—Continued</i>						<i>Sand, gravel, stone, slag, cinders, etc.*</i>							
	<i>Dollars</i>	<i>Dollars</i>			<i>Dollars</i>		<i>Dollars</i>	<i>Dollars</i>			<i>Dollars</i>		
Subcontractors.....	\$ 1,465,186	76,928	88.0	5.3	\$ 3,311,753	97.9	All classes.....	17,202,507	1,592,841	100.0	9.3	\$ 61,165,710	79.2
Heating and plumbing.....	664,594	1,500	1.7	.2	1,180,370	96.1	General contractors.....	7,912,116	1,401,201	93.0	18.8	31,286,815	68.3
Heating and piping.....	414,076	1,500	1.7	.4	697,593	92.3	Building.....	5,182,004	526,769	33.1	10.2	21,161,022	59.7
Painting and decorating.....	75,428	75,428	80.2	100.0	372,168	100.0	Building not specialized.....	4,588,691	404,526	31.0	10.8	10,732,466	61.1
<i>Roofing and sheet metal work</i>						<i>Commercial building only.....</i>							
All classes.....	2,682,125	108,486	100.0	4.0	7,285,242	83.3	Manufacturing building only.....	19,750	1,800	.1	9.1	40,000	72.9
General contractors.....	\$ 1,216,939	15,621	14.4	1.3	\$ 3,973,489	77.2	Residential building only.....	48,924	1,892	.1	3.9	115,370	80.9
Building.....	449,722	15,621	14.4	3.6	1,491,913	61.7	Highway.....	524,639	28,551	1.8	5.4	1,273,177	45.4
Building not specialized.....	263,222	13,121	12.1	5.0	830,081	61.0	Bridge and culvert.....	1,687,658	601,377	41.5	41.7	5,880,834	80.1
Residential building only.....	91,700	2,500	2.3	2.7	152,773	76.7	Street paving.....	14,088	2,430	.2	17.2	101,000	24.0
Subcontractors.....	\$ 1,465,186	92,865	85.6	6.3	\$ 3,311,753	97.9	Sewer, gas, water, conduit.....	807,083	271,292	17.0	53.0	2,680,816	96.9
Heating and plumbing.....	664,594	1,493	1.4	.2	1,180,370	96.1	Dredging, river, harbor, etc.....	205,388	17,329	1.1	8.4	701,930	83.8
Heating and piping.....	414,076	1,000	.9	.2	697,593	92.3	Dredging, river, harbor, etc.....	84,677	6,044	.4	7.1	647,672	99.4
Plumbing.....	173,594	493	.5	.3	333,615	100.0	Railroad.....	31,208	6,050	.4	10.4	73,041	91.9
Roofing and sheet-metal work.....	95,643	91,372	84.2	95.5	343,705	100.0	Subcontractors.....	\$ 9,290,391	101,550	6.4	1.1	\$ 10,878,895	97.1
Roofing and sheet-metal combined.....	18,800	13,800	12.7	100.0	29,901	100.0	Concrete.....	73,929	39,482	2.5	50.0	236,700	93.7
<i>Heating and ventilating equipment</i> †						<i>Brick (face, common, fire, paving, etc.)</i>							
All classes.....	2,682,125	481,203	100.0	17.9	7,285,242	83.3	All classes.....	17,202,507	781,044	100.0	4.5	51,165,710	79.2
General contractors.....	\$ 1,216,939	4,500	.9	.4	\$ 3,973,489	77.2	General contractors.....	\$ 7,912,116	780,842	96.1	9.5	\$ 31,286,815	68.3
Building.....	449,722	4,500	.9	1.0	1,491,913	61.7	Building.....	5,182,004	727,950	94.5	14.2	21,161,022	59.7
Residential building only.....	91,700	4,500	.9	4.9	152,773	76.7	Building not specialized.....	4,588,691	701,956	89.9	15.3	10,732,466	61.1
Subcontractors.....	\$ 1,465,186	476,703	99.1	32.5	\$ 3,311,753	97.9	Commercial building only.....	19,750	2,900	.4	14.7	40,000	72.9
Heating and plumbing.....	664,594	476,703	99.1	71.7	1,180,370	96.1	Manufacturing building only.....	48,924	794	.1	1.6	115,370	80.9
Heating and piping.....	414,076	385,696	80.1	93.1	697,593	92.3	Residential building only.....	524,639	32,300	4.1	6.2	1,273,177	45.4
Pipe covering.....	12,950	12,956	2.7	100.0	36,004	100.0	Street paving.....	807,083	6,800	.9	.8	2,680,816	96.9
Plumbing.....	173,594	14,203	3.0	8.2	33,615	100.0	Sewer, gas, water, conduit.....	205,388	6,092	.8	3.0	701,930	83.8
Automatic temperature control.....	63,968	63,968	13.3	100.0	113,158	100.0	Subcontractors.....	\$ 9,290,391	30,202	3.0	.3	\$ 10,878,895	97.1
<i>Plumbing and gas fitting equipment</i>						<i>Cut stone, granite and marble</i>							
All classes.....	2,682,125	168,063	100.0	6.3	7,285,242	83.3	All classes.....	17,202,507	581,350	100.0	3.1	51,165,710	79.2
General contractors.....	\$ 1,216,939	7,615	4.5	.6	\$ 3,973,489	77.2	General contractors.....	\$ 7,912,116	355,044	66.8	4.5	\$ 31,286,815	68.3
Building.....	449,722	5,000	3.0	1.1	1,491,913	61.7	Building.....	5,182,004	252,411	47.5	4.9	21,161,022	59.7
Residential building only.....	91,700	5,000	3.0	5.5	152,773	76.7	Building not specialized.....	4,588,691	239,282	45.0	5.2	10,732,466	61.1
Street paving.....	424,068	2,615	1.6	.6	878,310	98.2	Commercial building only.....	19,750	2,900	.4	14.7	40,000	72.9
Subcontractors.....	\$ 1,465,186	161,048	95.5	11.0	\$ 3,311,753	97.9	Manufacturing building only.....	48,924	794	.1	1.6	115,370	80.9
Heating and plumbing.....	664,594	161,048	95.5	24.2	1,180,370	96.1	Residential building only.....	524,639	32,300	4.1	6.2	1,273,177	45.4
Heating and piping.....	414,076	10,000	5.9	2.4	697,593	92.3	Street paving.....	807,083	6,800	.9	.8	2,680,816	96.9
Plumbing.....	173,594	151,048	89.6	97.0	333,615	100.0	Sewer, gas, water, conduit.....	205,388	6,092	.8	3.0	701,930	83.8
<i>Electrical appliances and supplies</i>						<i>Subcontractors.....</i>							
All classes.....	2,682,125	143,407	100.0	5.3	7,285,242	83.3	Heating and plumbing.....	\$ 2,275,004	250	(8)	(8)	\$ 4,762,999	92.8
General contractors.....	\$ 1,216,939	82,265	67.4	6.8	\$ 3,973,489	77.2	Plumbing.....	1,058,109	250	(8)	(8)	2,095,095	98.2
Building.....	449,722	1,700	1.2	.4	1,491,913	61.7	Masonry.....	52,091	24,106	3.1	46.4	210,065	99.1
Building not specialized.....	263,222	200	.1	.1	830,081	61.0	Steel erection.....	1,303,687	4,193	.5	.3	2,474,561	98.5
Residential building only.....	91,700	1,500	1.0	1.6	152,773	76.7	Excavating.....	10,145	1,250	.2	12.3	29,100	96.4
Street paving.....	424,068	165	.1	(9)	878,310	98.2	Highway.....	72,213	343	(9)	.5	245,422	99.6
Central station, light and power plant.....	80,400	80,400	56.1	100.0	139,000	100.0	<i>General contractors.....</i>						
Subcontractors.....	\$ 1,465,186	61,142	42.6	4.2	\$ 3,311,753	97.9	All classes.....	17,202,507	581,350	100.0	3.1	51,165,710	79.2
Electrical.....	58,142	58,142	40.5	100.0	132,619	100.0	General contractors.....	\$ 7,912,116	355,044	66.8	4.5	\$ 31,286,815	68.3
Heating and plumbing.....	664,594	3,000	2.1	.5	1,180,370	96.1	Building.....	5,182,004	252,411	47.5	4.9	21,161,022	59.7
Heating and piping.....	414,076	3,000	2.1	.7	697,593	92.3	Building not specialized.....	4,588,691	239,282	45.0	5.2	10,732,466	61.1
<i>Biluminous paving materials, tar asphalt and oil</i>						<i>Manufacturing building only.....</i>							
All classes.....	\$ 2,682,125	99,700	100.0	3.7	7,285,242	83.3	Residential building only.....	48,924	229	(9)	.5	115,370	80.9
General contractors.....	\$ 1,216,939	99,700	100.0	8.2	\$ 3,973,489	77.2	Highway.....	524,639	12,900	2.4	2.5	1,273,177	45.4
Street paving.....	424,068	99,700	100.0	23.5	878,310	98.2	Street paving.....	807,083	102,633	19.8	12.7	2,680,816	96.9

See footnotes at end of table.

TABLE 10.—COMPARISON OF COST OF DESIGNATED MATERIALS FURNISHED AND USED BY REPORTING ESTABLISHMENTS DURING 1929, WITH COST OF MATERIALS AND VALUE OF CONSTRUCTION BUSINESS—Continued

[Based exclusively upon reports of establishments which gave the distributed cost of materials]

KIND OF MATERIAL AND CLASSIFICATION OF ESTABLISHMENTS	Cost of all materials distributed by kind	COST OF DESIGNATED MATERIAL			Value of construction business	Indicated per cent of all business done by own force ¹	KIND OF MATERIAL AND CLASSIFICATION OF ESTABLISHMENTS	Cost of all materials distributed by kind	COST OF DESIGNATED MATERIAL			Value of construction business	Indicated per cent of all business done by own force ¹
		Amount	Per cent of—						Amount	Per cent of—			
			Total cost	Cost of all distributed materials						Total cost	Cost of all distributed materials		
BUFFALO—Continued						BUFFALO—Continued							
Cement*		<i>Dollars</i>	<i>Dollars</i>		<i>Dollars</i>		<i>Dollars</i>	<i>Dollars</i>		<i>Dollars</i>		<i>Dollars</i>	
All classes.....	7,912,507	1,637,410	100.0	9.5	51,165,710	79.2	17,202,507	232,186	100.0	1.3	51,165,710	79.2	
General contractors.....	7,912,116	1,547,417	94.5	19.0	31,280,815	68.3	7,912,116	120,412	54.4	1.6	31,286,815	68.3	
Building.....	4,588,004	754,065	46.1	14.0	21,161,022	59.7	4,588,004	126,212	54.4	2.4	21,161,022	59.7	
Building not specialized.....	4,588,691	739,646	46.2	16.1	19,732,400	61.1	4,588,691	121,376	52.3	2.6	19,732,466	61.1	
Manufacturing building only.....	48,924	2,094	1.1	4.3	115,379	80.9	48,924	4,338	1.9	8.9	116,379	80.9	
Residential building only.....	524,639	12,325	0.8	2.3	1,273,177	45.4	524,639	500	0.2	1.1	1,273,177	45.4	
Highway.....	1,587,668	559,836	34.2	35.3	5,830,834	68.1	1,587,668	28,152	1.8	1.8	5,830,834	68.1	
Bridge and culvert.....	14,088	3,439	2.4	24.4	191,000	24.6	14,088	3,953	5.6	28.1	191,000	24.6	
Street paving.....	807,083	199,081	12.2	24.7	2,680,816	96.9	807,083	1,396	0.2	0.2	2,680,816	96.9	
Sewer, gas, water, conduit.....	205,388	21,608	1.3	10.5	701,930	83.8	205,388	5,863	0.7	2.9	701,930	83.8	
Dredging, river, harbor, etc.....	84,677	8,446	0.5	10.0	647,572	99.4	84,677	26,697	3.1	31.5	647,572	99.4	
Railroad.....	31,208	892	1.1	2.9	73,641	91.9	31,208	4,300	5.6	13.8	73,641	91.9	
Subcontractors.....	9,290,391	90,002	5.5	1.0	10,878,895	97.1	9,290,391	112,038	12.9	1.2	10,878,895	97.1	
Concreting.....	78,929	18,495	1.1	23.4	236,790	93.7	78,929	220	0.1	0.3	236,790	93.7	
Heating and plumbing.....	2,275,004	275	0.0	0.1	4,782,099	92.8	2,275,004	4,800	0.6	0.2	4,782,099	92.8	
Plumbing.....	1,058,109	275	0.0	0.1	2,095,095	98.2	1,014,141	800	0.1	0.1	2,232,644	85.8	
Masonry.....	62,091	8,985	5.1	17.2	210,065	99.1	1,058,109	4,000	0.5	0.4	2,095,095	98.2	
Plastering and lathing.....	123,102	375	0.3	3.0	555,877	99.7	62,091	121	0.1	0.2	210,065	99.1	
Roofing and sheet-metal work.....	915,785	11	0.0	0.0	3,305,729	98.2	915,785	1,581	0.2	0.2	3,305,729	98.2	
Roofing.....	405,025	11	0.0	0.0	1,130,312	97.8	405,025	1,581	0.2	0.3	1,139,312	97.8	
Steel erection.....	1,303,687	30,865	2.4	3.1	2,474,561	98.5	1,303,687	20,753	2.4	1.6	2,474,561	98.5	
Marble and tiling.....	281,500	2,080	0.2	0.9	703,681	100.0	281,500	5,250	6.6	65.9	703,681	100.0	
Excavating.....	10,145	375	0.3	3.7	29,100	96.4	10,145	2,275	3.3	22.4	29,100	96.4	
Highway.....	72,213	8,830	5.1	12.2	245,422	99.6	72,213	83	0.0	0.1	245,422	99.6	
Foundation.....	60,875	10,125	6.6	16.6	237,856	100.0	60,875	2,000	2.8	3.3	237,856	100.0	
Structural steel*	17,202,507	1,389,771	100.0	8.1	51,165,710	79.2	17,202,507	442,035	100.0	2.0	51,165,710	79.2	
General contractors.....	7,912,116	519,774	37.4	6.6	31,280,815	68.3	7,912,116	411,385	93.1	5.2	31,286,815	68.3	
Building.....	5,182,004	443,332	31.9	8.6	21,161,022	59.7	5,182,004	409,003	92.8	7.9	21,161,022	59.7	
Building not specialized.....	4,588,691	409,195	20.4	8.9	19,732,400	61.1	4,588,691	379,344	85.8	8.3	19,732,400	61.1	
Commercial building only.....	19,750	3,200	2.1	16.2	40,000	72.9	19,750	1,132	0.3	2.3	115,379	80.9	
Manufacturing building only.....	48,924	23,347	1.7	47.7	115,379	80.9	48,924	1,322	0.3	2.3	115,379	80.9	
Residential building only.....	524,639	7,590	0.5	1.4	1,273,177	45.4	524,639	20,517	6.7	5.6	1,273,177	45.4	
Highway.....	1,587,668	54,760	3.9	3.4	5,830,834	80.1	1,587,668	392	0.1	2.8	191,000	24.6	
Bridge and culvert.....	14,088	324	2.3	2.3	191,000	24.6	14,088	892	1.1	2.8	191,000	24.6	
Street paving.....	807,083	1,000	1.1	1.1	2,680,816	96.9	807,083	1,000	0.2	0.5	2,680,816	96.9	
Sewer, gas, water, conduit.....	205,388	4,000	0.3	1.9	701,930	83.8	205,388	1,000	0.2	0.5	701,930	83.8	
Dredging, river, harbor, etc.....	84,677	3,129	2.0	3.7	647,572	99.4	84,677	7,002	1.7	8.3	647,572	99.4	
Railroad.....	31,208	13,229	1.0	42.4	73,641	91.9	31,208	120	0.0	0.3	73,641	91.9	
Subcontractors.....	9,290,391	869,997	62.6	9.4	10,878,895	97.1	9,290,391	80,050	6.0	0.3	10,878,895	97.1	
Heating and plumbing.....	2,275,004	2,100	0.2	1.1	4,782,099	92.8	2,275,004	3,000	0.7	0.1	4,782,099	92.8	
Heating and piping.....	1,014,141	2,100	0.2	0.2	2,232,644	85.8	1,058,109	3,000	0.7	0.3	2,095,095	98.2	
Roofing and sheet-metal work.....	915,785	600	0.1	1.1	3,305,729	98.2	915,785	1,581	0.2	0.2	3,305,729	98.2	
Sheet-metal work.....	168,026	000	0.0	0.0	483,293	100.0	168,026	000	0.0	0.0	483,293	100.0	
Steel erection.....	1,303,687	853,380	61.4	65.5	2,474,561	98.5	1,303,687	20,753	2.4	1.6	2,474,561	98.5	
Excavating.....	10,145	1,275	1.1	12.6	29,100	96.4	10,145	1,275	1.1	12.6	29,100	96.4	
Ornamental iron.....	73,497	8,117	6.0	11.0	176,285	100.0	73,497	8,117	6.0	11.0	176,285	100.0	
Metal work, n. e. s.....	146,694	4,525	3.1	3.1	291,225	100.0	146,694	3,181	4.2	2.1	291,225	100.0	
Reinforcing steel	17,202,507	421,153	100.0	2.4	51,165,710	79.2	17,202,507	205,425	100.0	1.2	51,165,710	79.2	
General contractors.....	7,912,116	344,471	81.8	4.4	31,280,815	68.3	7,912,116	180,018	77.9	2.0	31,286,815	68.3	
Building.....	4,588,004	180,157	45.2	3.7	21,161,022	59.7	4,588,004	149,043	73.8	2.9	21,161,022	59.7	
Building not specialized.....	4,588,691	187,361	44.5	4.1	19,732,400	61.1	4,588,691	133,892	65.2	2.9	19,732,466	61.1	
Manufacturing building only.....	48,924	2,796	1.7	5.7	115,379	80.9	48,924	659	0.3	1.3	115,379	80.9	
Highway.....	1,587,668	132,622	8.4	8.4	5,830,834	86.1	1,587,668	27,850	6.3	15.3	5,830,834	86.1	
Bridge and culvert.....	14,088	2,545	6.0	18.1	191,000	24.6	14,088	3,000	7.7	1.1	191,000	24.6	
Street paving.....	807,083	5,125	1.2	0.6	2,680,816	96.9	807,083	3,000	0.7	0.3	2,680,816	96.9	
Sewer, gas, water, conduit.....	205,388	6,900	1.6	3.4	701,930	83.8	205,388	1,000	0.2	0.5	701,930	83.8	
Dredging, river, harbor, etc.....	84,677	7,002	1.7	8.3	647,572	99.4	84,677	7,002	1.7	8.3	647,572	99.4	
Railroad.....	31,208	120	0.0	0.3	73,641	91.9	31,208	120	0.0	0.3	73,641	91.9	
Subcontractors.....	9,290,391	76,682	18.2	0.8	10,878,895	97.1	9,290,391	100,018	77.9	2.0	31,286,815	68.3	
Concreting.....	78,929	20	0.0	0.0	236,790	93.7	78,929	149,043	73.8	2.9	21,161,022	59.7	
Masonry.....	62,091	70	0.1	0.1	210,065	99.1	62,091	133,892	65.2	2.9	19,732,466	61.1	
Steel erection.....	1,303,687	21,639	5.1	1.7	2,474,561	98.5	1,303,687	48,924	0.3	1.3	115,379	80.9	
Highway.....	72,213	9,947	2.4	13.8	245,422	99.6	72,213	659	0.3	1.3	115,379	80.9	
Foundation.....	60,875	45,000	10.7	73.9	237,856	100.0	60,875	524,639	15,092	7.3	2,473,177	45.4	
See footnotes at end of table.													

CONSTRUCTION—NEW YORK

TABLE 10.—COMPARISON OF COST OF DESIGNATED MATERIALS FURNISHED AND USED BY REPORTING ESTABLISHMENTS DURING 1929, WITH COST OF MATERIALS AND VALUE OF CONSTRUCTION BUSINESS—Continued

(Based exclusively upon reports of establishments which gave the distributed cost of materials)

KIND OF MATERIAL AND CLASSIFICATION OF ESTABLISHMENTS	COST OF DESIGNATED MATERIAL						Value of construction business	Indicated per cent of all business done by own force ¹	KIND OF MATERIAL AND CLASSIFICATION OF ESTABLISHMENTS	COST OF DESIGNATED MATERIAL						Value of construction business	Indicated per cent of all business done by own force ¹
	Cost of all materials distributed by kind	Amount	Percent of—		Dollars	%				Cost of all materials distributed by kind	Amount	Percent of—		Dollars	%		
			Total cost	Cost of all distributed materials								Total cost	Cost of all distributed materials				
BUFFALO—Continued								BUFFALO—Continued									
Hardware, rough and finished—Continued								Heating and ventilating equipment[*]									
General contractors—Con.								All classes.....									
Highway.....	Dollars 1,687,668	Dollars 5,000	2.4	0.3	Dollars 5,830,834	86.1		Dollars 17,202,507	Dollars 1,215,813	100.0	7.1	Dollars 61,165,710	70.2				
Bridge and culvert.....	14,088	745	.4	5.3	101,000	24.6		General contractors.....	7,012,116	77,114	0.3	1.0	31,286,815	08.3			
Street paving.....	807,083	345	.2	(*)	2,080,810	96.9		Building.....	5,182,004	75,814	0.2	1.6	21,161,022	59.7			
Sewer, gas, water, conduit.....	205,388	100	(*)	(*)	701,930	83.8		Building not specialized.....	4,588,691	30,814	2.5	.7	10,732,466	61.1			
Drudging, river, harbor, etc.....	84,677	4,185	2.0	4.9	647,572	99.4		Residential building only.....	524,639	45,000	3.7	8.6	1,273,177	45.4			
Subcontractors.....	9,290,391	45,407	22.1	.5	19,878,895	97.1		Sewer, gas, water, conduit.....	205,388	1,300	.1	.6	701,930	83.8			
Carpentering and wood-flooding.....	180,735	21,094	10.7	12.2	533,159	100.0		Subcontractors.....	9,290,391	1,138,699	93.7	12.3	10,878,895	97.1			
Heating and plumbing.....	2,275,004	300	.1	(*)	4,762,999	92.8		Heating and plumbing.....	2,275,004	1,078,808	88.7	47.4	4,762,999	92.8			
Plumbing.....	1,088,109	300	.1	(*)	2,095,095	98.2		Heating and piping.....	1,014,141	787,046	64.7	77.6	2,232,644	85.8			
Masonry.....	52,091	47	(*)	.1	210,065	99.1		Pipe covering.....	15,498	15,498	1.3	100.0	44,000	100.0			
Roofing and sheet-metal work.....	915,785	2,849	1.4	.3	2,305,729	98.2		Plumbing.....	1,088,109	225,698	18.6	21.3	2,095,095	98.2			
Roofing.....	465,025	216	.1	(*)	1,139,312	97.8		Plumbing and heating combined.....	36,476	9,520	.8	26.1	67,500	90.3			
Sheet-metal work.....	158,020	633	.3	.4	463,293	100.0		Automatic temperature control.....	41,040	41,040	3.4	100.0	130,000	98.5			
Roofing and sheet metal combined.....	292,734	2,000	1.0	.7	703,124	97.7		Roofing and sheet-metal work.....	915,785	59,891	4.9	6.5	2,305,729	98.2			
Steel erection.....	1,805,657	9,099	4.8	.8	2,474,561	98.5		Sheet-metal work.....	158,020	12,366	1.0	7.8	463,293	100.0			
Marble and tiling.....	281,598	1,238	.6	.4	703,681	100.0		Roofing and sheet metal combined.....	292,734	47,525	3.9	16.2	703,124	97.7			
Wrecking.....	8,015	245	.1	3.1	93,537	98.5		Plumbing and gas fitting equipment									
Excavating.....	10,145	75	(*)	.7	29,100	96.4		All classes.....	17,202,507	1,127,020	100.0	6.0	51,165,710	70.2			
Ornamental iron.....	73,497	4,139	2.0	5.6	176,285	100.0		General contractors.....	7,012,116	88,350	7.8	1.1	31,286,815	08.3			
Metal work, n. e. s.....	146,694	4,611	2.2	3.1	291,225	100.0		Building.....	5,182,004	80,350	7.1	1.6	21,161,022	59.7			
Paints, varnishes, glass								Building not specialized.....	4,588,691	18,062	6.0	.4	10,732,466	61.1			
All classes.....	17,202,507	302,391	100.0	1.8	51,165,710	79.2		Manufacturing building only.....	48,924	113	(*)	.2	115,379	80.9			
General contractors.....	7,012,116	79,698	26.4	1.0	31,286,815	68.3		Residential building only.....	524,639	30,420	10.1	5.8	1,273,177	45.4			
Building.....	5,182,004	48,595	16.1	.9	21,161,022	59.7		Highway.....	1,587,668	100	(*)	(*)	5,830,834	86.1			
Building not specialized.....	4,588,691	18,062	6.0	.4	10,732,466	61.1		Bridge and culvert.....	14,088	3	(*)	(*)	191,000	24.6			
Commercial building only.....	10,750	2,850	.3	14.4	40,000	72.9		Sewer, gas, water, conduit.....	205,388	31,000	10.3	15.1	701,930	83.8			
Residential building only.....	524,639	40,500	4.1	8.9	1,273,177	45.4		Subcontractors.....	9,290,391	222,693	73.6	2.4	19,878,895	97.1			
Sewer, gas, water, conduit.....	205,388	8,000	7.7	3.9	701,930	83.8		Carpentering and wood-flooding.....	180,735	7,611	2.6	4.2	533,159	100.0			
Subcontractors.....	9,290,391	1,038,670	92.2	11.2	10,878,895	97.1		Heating and plumbing.....	2,275,004	605	.2	(*)	4,762,999	92.8			
Heating and plumbing.....	2,275,004	1,032,750	91.6	46.4	4,762,999	92.8		Plumbing.....	1,088,109	605	.2	(*)	2,095,095	98.2			
Heating and piping.....	1,014,141	134,200	11.9	13.2	2,232,644	85.8		Painting and decorating.....	104,131	161,867	53.4	98.3	100,200	100.0			
Plumbing.....	1,088,109	792,063	70.7	74.9	2,095,095	98.2		Glass and glazing.....	45,000	35,000	11.0	77.8	122,000	98.4			
Plumbing and heating combined.....	36,476	18,000	1.0	40.3	67,500	99.3		Roofing and sheet-metal work.....	915,785	4,861	1.6	.5	2,305,729	98.2			
Automatic sprinkler systems.....	109,740	88,497	7.9	80.6	193,760	96.0		Roofing.....	465,025	2,041	.7	.4	1,139,312	97.8			
Steel erection.....	1,303,687	5,700	.5	.4	2,474,561	98.5		Sheet-metal work.....	158,020	2,220	.7	1.4	463,293	100.0			
Excavating.....	10,145	220	(*)	2.2	29,100	96.4		Roofing and sheet metal combined.....	292,734	600	.2	.2	703,124	97.7			
Electrical appliances and supplies [*]								Steel erection.....	1,303,687	7,890	2.6	.6	2,474,561	98.5			
All classes.....	17,202,507	1,672,947	100.0	9.7	51,165,710	79.2		Wrecking.....	8,015	280	.1	3.5	93,537	98.5			
General contractors.....	7,012,116	109,192	6.5	1.4	31,286,815	08.3		Excavating.....	10,145	125	(*)	1.2	20,100	96.4			
Building.....	5,182,004	37,901	2.3	.7	21,161,022	59.7		Highway.....	1,587,668	4,500	1.5	6.2	245,422	99.6			
Building not specialized.....	4,588,691	21,901	1.3	.5	10,732,466	61.1		Metal work, n. e. s.....	146,694	744	.2	.5	291,225	100.0			
Residential building only.....	524,639	10,000	1.0	3.0	1,273,177	45.4		Roofing and sheet metal									
Highway.....	1,587,668	500	(*)	(*)	5,830,834	86.1		All classes.....	17,202,507	978,448	100.0	5.7	51,165,710	79.2			
Street paving.....	807,083	97,791	4.1	8.4	2,080,810	96.9		General contractors.....	7,012,116	120,819	12.4	1.5	31,286,815	08.3			
Sewer, gas, water, conduit.....	205,388	3,000	2.1	1.5	701,930	83.8		Building.....	5,182,004	118,419	12.2	2.3	21,161,022	59.7			
Subcontractors.....	9,290,391	1,563,755	93.5	10.8	10,878,895	97.1		Building not specialized.....	4,588,691	94,463	9.7	2.1	10,732,466	61.1			
Electrical.....	1,528,898	1,520,698	90.9	90.5	3,310,421	98.5		Manufacturing building only.....	48,924	3,996	.4	8.2	115,379	80.9			
Heating and plumbing.....	2,275,004	10,524	.6	.5	4,762,999	92.8		Residential building only.....	524,639	19,960	2.1	3.8	1,273,177	45.4			
Heating and piping.....	1,014,141	4,554	.3	.4	2,232,644	85.8		Sewer, gas, water, conduit.....	205,388	2,400	.2	1.2	701,930	83.8			
Plumbing.....	1,088,109	5,497	.3	.5	2,095,095	98.2		Subcontractors.....	9,290,391	852,629	87.0	9.2	19,878,895	97.1			
Automatic sprinkler systems.....	109,740	473	(*)	.4	193,760	96.9		Heating and plumbing.....	2,275,004	25,000	2.6	1.1	4,762,999	92.8			
Roofing and sheet-metal work.....	915,785	216	(*)	(*)	2,305,729	98.2		Heating and piping.....	1,014,141	25,000	2.6	2.5	2,232,644	85.8			
Roofing and sheet metal combined.....	292,734	216	(*)	.1	703,124	97.7		Roofing and sheet-metal work.....	915,785	787,605	80.9	86.0	2,305,729	98.2			
Steel erection.....	1,303,687	32,817	1.9	2.5	2,474,561	98.5		Roofing.....	465,025	448,509	46.1	96.4	1,139,312	97.8			
Elevators, dumb-waiters, and equipment [*]								Sheet-metal work.....	158,020	138,287	14.2	87.5	463,293	100.0			
All classes.....	17,202,507	1,862,658	100.0	10.8	51,165,710	79.2		Roofing and sheet metal combined.....	292,734	200,809	20.6	68.6	703,124	97.7			
General contractors.....	7,012,116	900	(*)	(*)	31,286,815	08.3		Steel erection.....	1,303,687	38,959	4.0	3.0	2,474,561	98.5			
Building.....	5,182,004	900	(*)	(*)	21,161,022	59.7		Wrecking.....	8,015	840	.1	10.5	93,537	98.5			
Building not specialized.....	4,588,691	900	(*)	(*)	10,732,466	61.1		Excavating.....	10,145	225	(*)	2.2	29,100	96.4			

See footnotes at end of table.

TABLE 10.—COMPARISON OF COST OF DESIGNATED MATERIALS FURNISHED AND USED BY REPORTING ESTABLISHMENTS DURING 1929, WITH COST OF MATERIALS AND VALUE OF CONSTRUCTION BUSINESS—Continued

[Based exclusively upon reports of establishments which gave the distributed cost of materials]

KIND OF MATERIAL AND CLASSIFICATION OF ESTABLISHMENTS	COST OF DESIGNATED MATERIAL					Indicated per cent of all business done by own force	KIND OF MATERIAL AND CLASSIFICATION OF ESTABLISHMENTS	COST OF DESIGNATED MATERIAL					Indicated per cent of all business done by own force
	Cost of all materials distributed by kind	Amount	Per cent of—		Value of construction business			Cost of all materials distributed by kind	Amount	Per cent of—		Value of construction business	
			Total cost	Cost of all distributed materials						Total cost	Cost of all distributed materials		
BUFFALO—Continued							NEW YORK CITY—Con.						
<i>Elevators, dumb-waiters and equipment—Continued</i>	<i>Dollars</i>	<i>Dollars</i>			<i>Dollars</i>		<i>Sand, gravel, stone, slag, cinders, etc.—Continued</i>	<i>Dollars</i>	<i>Dollars</i>		<i>Dollars</i>		
Subcontractors.....	4 0,200,391	1,851,758	100.0	19.9	10,878,895	97.1	Subcontractors.....	123,328,675	3,106,423	27.3	2.6	283,064,262	04.4
Elevator construction.....	1,839,482	1,839,482	100.0	100.0	2,683,858	100.0	Carpentering and wood-flooring.....	2,524,103	17,980	.2	.7	7,652,760	86.2
Heating and plumbing.....	2,275,004	950	.1	(3)	4,762,999	92.8	Concreting.....	6,511,494	2,115,691	18.0	32.5	17,552,065	95.3
Plumbing and heating combined.....	30,476	950	.1	2.6	67,500	99.3	Elevator construction.....	13,740,078	150	(3)	(3)	21,155,284	97.3
Ornamental iron.....	73,497	962	.1	1.3	176,285	100.0	Heating and plumbing.....	30,050,658	3,640	(3)	(3)	77,970,139	94.8
Metal work, n. e. s.....	146,494	10,364	.6	7.1	201,225	100.0	Heating and piping.....	12,500,310	703	(3)	(3)	26,994,219	89.3
							Plumbing.....	24,157,900	2,747	(3)	(3)	45,563,031	97.5
<i>Pipe: Cast-iron, sheet and tube steel, etc.</i>							Plumbing and heating combined.....	696,310	100	(3)	(3)	1,252,085	98.4
All classes.....	17,202,567	234,205	100.0	1.3	51,105,710	70.2	Masonry.....	4,964,665	331,262	2.8	6.7	12,068,871	97.3
General contractors.....	4 7,912,116	43,715	18.8	(7)	31,286,815	68.3	Painting and decorating.....	2,683,231	2,817	(3)	.1	12,262,265	96.9
Building.....	4 6,182,004	700	.3	(3)	21,161,022	89.7	Glass and glazing.....	1,006,257	2,000	(3)	.2	2,088,049	90.8
Building not specialized.....	4,588,601	700	.3	(3)	19,732,400	61.1	Plastering and lathing.....	3,120,712	352,417	3.0	11.3	16,017,831	92.1
Highway.....	1,587,698	4,000	1.7	.3	3,310,421	86.1	Roofing and sheet-metal work.....	4,485,088	10,035	.2	.4	12,332,631	94.9
Bridge and culvert.....	14,088	66	(3)	.5	191,000	24.0	Roofing.....	2,034,381	17,087	.1	.8	5,521,197	96.4
Street paving.....	807,083	112	(3)	(3)	2,680,816	96.9	Sheet-metal work.....	1,680,007	50	(3)	(3)	4,563,808	93.9
Sewer, gas, water, conduit.....	205,388	13,000	5.0	6.3	701,930	83.8	Roofing and sheet metal combined.....	870,700	1,808	(3)	.2	2,247,620	93.5
Subcontractors.....	4 0,200,391	188,490	81.2	2.0	10,878,895	97.1	Steel erection.....	11,430,800	10	(3)	(3)	17,522,128	97.8
Electrical.....	1,528,898	4,000	1.7	.3	3,310,421	98.5	Stonework.....	2,207,972	5,204	(3)	.2	5,308,584	88.3
Heating and plumbing.....	2,275,004	95,790	41.3	4.2	4,762,999	92.8	Marble and tiling.....	9,713,225	102,023	1.4	1.7	22,837,843	98.4
Heating and piping.....	1,014,141	62,386	22.0	5.2	2,232,644	85.8	Excavating.....	288,323	96,700	.8	33.6	6,100,042	87.3
Plumbing.....	1,058,109	14,634	6.3	1.4	2,095,095	98.2	Foundation.....	555,208	84,316	.7	15.2	2,041,147	81.2
Plumbing and heating combined.....	30,476	8,000	3.4	21.0	67,500	99.3	Flooring, n. e. s.....	830,480	2,508	(3)	.3	1,997,075	97.3
Automatic sprinkler systems.....	100,740	20,770	8.0	18.9	193,700	99.9	<i>Brick, (face, common, fire, paving, etc.)</i>						
Steel erection.....	1,303,687	51,720	22.3	4.0	2,474,561	98.5	All classes.....	182,023,315	8,471,668	100.0	4.7	600,913,566	67.2
Excavating.....	10,145	1,900	.8	18.7	29,100	96.4	General contractors.....	4 58,094,640	5,107,646	60.3	8.7	376,040,314	52.4
Highway.....	72,213	35,080	15.1	48.0	245,422	99.6	Building.....	25,730,420	4,050,610	58.4	10.2	207,368,437	36.7
							Building not specialized.....	21,081,185	4,338,105	51.2	20.0	237,570,101	36.0
<i>Bituminous paving materials, tar, asphalt and oil</i>							Commercial building only.....	1,387,595	133,730	1.6	0.6	10,323,370	49.8
All classes.....	17,202,567	196,203	100.0	1.1	51,105,710	70.2	Manufacturing building only.....	120,080	70,617	.9	00.3	574,651	58.1
General contractors.....	4 7,912,116	124,031	63.5	1.6	31,286,815	68.3	Residential building only.....	2,541,563	309,107	4.7	15.7	18,000,309	37.4
Building.....	4 6,182,004	1,715	.9	(3)	21,161,022	59.7	Highway.....	1,200,052	6,433	.1	.5	3,320,622	95.4
Building not specialized.....	4,588,601	1,715	.9	(3)	19,732,400	61.1	Bridge and culvert.....	2,276,456	680	(3)	(3)	6,302,040	78.6
Highway.....	1,587,698	4,000	2.1	.3	3,310,421	86.1	Grading.....	41,835	272	(3)	.7	178,222	86.3
Bridge and culvert.....	14,088	66	(3)	.5	191,000	24.0	Street paving.....	5,935,477	20,353	.2	.3	18,749,853	87.7
Street paving.....	807,083	118,877	60.0	14.7	2,680,816	96.9	Sewer, gas, water, conduit.....	2,282,855	12,652	.1	.6	7,701,368	94.7
Subcontractors.....	4 0,200,391	71,002	36.5	.8	10,878,895	97.1	Dam and reservoir.....	46,687	248	(3)	.5	170,207	92.9
Concreting.....	78,920	35	(3)	(3)	236,790	93.7	Waterworks.....	2,236,977	13,661	.2	.6	4,767,418	95.8
Roofing and sheet-metal work.....	4 915,785	972	.5	.1	2,305,720	98.2	Railroad.....	1,261,770	742	(3)	.1	5,367,814	91.2
Roofing.....	4 495,025	972	.5	.2	1,139,412	97.8	Foundation.....	107,396	1,000	(3)	.9	540,513	56.7
Steel erection.....	1,303,687	70,655	36.0	5.4	2,474,561	98.5	Refuse disposal plant.....	100,308	8,937	.1	8.0	377,618	78.5
							Subway (other than buildings).....	15,100,328	92,048	1.1	.6	50,457,030	92.0
NEW YORK CITY							Subcontractors.....	4 123,328,675	3,304,023	39.7	2.7	283,064,252	94.4
<i>Sand, gravel, stone, slag, cinders, etc.</i>							Concreting.....	6,511,494	10,128	.1	.2	17,552,065	95.3
All classes.....	182,023,315	11,721,510	100.0	6.4	600,913,566	67.2	Heating and plumbing.....	39,050,658	12,108	.1	(3)	77,970,139	94.8
General contractors.....	4 58,094,640	8,525,087	72.7	14.6	376,040,314	52.4	Heating and piping.....	12,500,310	0,468	.1	.1	26,994,219	89.3
Building.....	25,730,420	2,482,030	21.2	9.0	267,368,437	30.7	Plumbing.....	24,157,900	2,740	(3)	(3)	45,563,031	97.5
Building not specialized.....	21,081,185	2,232,470	19.0	10.3	237,570,101	30.0	Masonry.....	4,964,665	3,120,301	36.8	62.0	12,068,871	97.3
Commercial building only.....	1,387,595	98,157	.8	7.1	10,323,370	49.8	Painting and decorating.....	2,683,231	561	(3)	(3)	12,262,265	96.9
Manufacturing building only.....	120,080	12,375	.1	10.3	574,651	58.1	Plastering and lathing.....	3,120,712	5,748	.1	.2	16,017,831	92.1
Residential building only.....	2,541,563	130,040	1.2	5.5	18,000,309	37.4	Roofing and sheet-metal work.....	4,485,088	903	(3)	(3)	12,332,631	94.9
Highway.....	1,200,052	303,007	2.6	23.4	3,320,622	95.4	Roofing.....	2,034,381	903	(3)	(3)	5,521,197	96.4
Bridge and culvert.....	2,276,456	391,246	2.8	14.5	9,302,040	78.0	Stonework.....	2,207,972	2,025	(3)	.1	5,308,584	88.3
Grading.....	41,835	13,326	.1	31.0	178,222	86.3	Marble and tiling.....	9,713,225	210,630	2.5	2.2	22,837,843	98.4
Street paving.....	5,935,477	2,705,478	23.1	45.6	18,749,853	87.7	Excavating.....	288,323	1,625	(3)	.5	6,100,042	87.3
Sewer, gas, water, conduit.....	2,282,855	281,094	2.4	12.3	7,761,368	94.7	<i>Tile, facing, terra cotta, floor, and wall</i>						
Dam and reservoir.....	46,687	20,000	.2	42.8	170,207	72.0	All classes.....	182,023,315	5,547,849	100.0	3.0	600,913,566	67.2
Waterworks.....	2,236,977	47,694	.4	2.1	4,767,418	95.8	General contractors.....	4 58,094,640	1,036,006	18.7	1.8	376,040,314	52.4
Dredging, river, harbor, etc.....	2,001,940	120,814	1.1	6.5	6,673,224	91.7	Building.....	25,730,420	1,027,939	18.5	4.0	207,368,437	36.7
Railroad.....	1,261,770	388,177	3.3	30.8	5,367,814	91.2	Building not specialized.....	21,081,185	710,145	12.9	3.3	237,570,101	36.0
Foundation.....	107,396	41,600	.4	38.7	545,513	56.7	Commercial building only.....	1,387,595	63,321	1.1	4.6	10,323,370	49.8
Refuse disposal plant.....	100,308	2,472	(3)	2.5	377,618	78.5	Manufacturing building only.....	120,080	2,080	.1	2.5	574,651	58.1
Subway (other than buildings).....	15,100,328	1,760,000	15.1	11.7	50,457,030	92.0	Residential building only.....	2,541,563	245,514	4.4	9.7	18,000,309	37.4
Radio tower, etc.....	98,345	9,510	.1	10.3	260,867	75.1	Dredging, river, harbor, etc.....	2,001,940	7,000	.1	.3	6,673,224	91.7
							Refuse disposal plant.....	100,308	73	(3)	.1	377,618	78.5
							Subway (other than buildings).....	15,100,328	894	(3)	(3)	50,457,030	92.0

See footnotes at end of table.

TABLE 10.—COMPARISON OF COST OF DESIGNATED MATERIALS FURNISHED AND USED BY REPORTING ESTABLISHMENTS DURING 1929, WITH COST OF MATERIALS AND VALUE OF CONSTRUCTION BUSINESS—Continued

[Based exclusively upon reports of establishments which gave the distributed cost of materials]

KIND OF MATERIAL AND CLASSIFICATION OF ESTABLISHMENTS	Cost of all materials distributed by kind	COST OF DESIGNATED MATERIAL			Value of construction business	Indicated per cent of all business done by own force ¹	KIND OF MATERIAL AND CLASSIFICATION OF ESTABLISHMENTS	Cost of all materials distributed by kind	COST OF DESIGNATED MATERIAL			Value of construction business	Indicated per cent of all business done by own force ¹				
		Amount	Per cent of—						Amount	Total cost	Amount			Per cent of—		Amount	Total cost
			Cost of all distributed materials	Cost of all distributed materials										Cost of all distributed materials	Cost of all distributed materials		
NEW YORK CITY—Con.																	
<i>Tile, facing, terra cotta, floor, and wall—Con.</i>							<i>Cement—Continued</i>										
Subcontractors.....	\$123,328,675	\$4,511,443	81.8	3.7	\$283,904,252	94.4	Subcontractors.....	\$123,328,675	\$3,132,528	30.6	2.5	\$283,904,252	94.4				
Carpentering and wood-flooring.....	2,524,103	2,123	(³)	1	7,652,756	86.2	Carpentering and wood-flooring.....	2,524,103	34,914	.3	1.4	7,652,756	86.2				
Heating and plumbing.....	\$39,059,658	5,576	1	(³)	77,979,139	94.8	Concreting.....	6,511,494	2,328,012	22.8	35.8	17,552,665	95.3				
Plumbing.....	24,157,909	5,476	1	(³)	46,563,031	97.5	Electrical.....	13,789,014	100	(³)	(³)	35,956,870	97.5				
Plumbing and heating combined.....	599,319	100	(³)	(³)	1,252,085	98.4	Heating and plumbing.....	\$39,059,658	1,689	(³)	(³)	77,979,139	94.8				
Masonry.....	4,964,665	85,620	1.5	1.7	12,608,871	97.3	Heating and piping.....	12,509,319	325	(³)	(³)	26,994,219	89.3				
Plastering and lathing.....	3,129,712	140	(³)	(³)	16,017,831	92.1	Plumbing.....	24,157,909	1,104	(³)	(³)	45,563,031	97.5				
Roofing and sheet-metal work.....	4,485,088	43,889	.8	1.0	12,332,631	94.9	Plumbing and heating combined.....	599,319	200	(³)	(³)	1,252,085	98.4				
Roofing.....	2,034,381	32,828	1.6	1.6	5,521,197	96.4	Masonry.....	4,964,665	378,797	3.7	7.6	12,608,871	97.3				
Sheet-metal work.....	1,880,007	9,066	.2	.6	4,563,808	93.0	Painting and decorating.....	2,583,231	1,340	(³)	(³)	12,262,265	96.9				
Roofing and sheet-metal combined.....	870,700	2,000	(³)	2	2,247,626	93.5	Glass and glazing.....	1,006,257	3,000	(³)	3.7	2,088,949	96.8				
Marble and tiling.....	9,713,225	4,374,095	78.9	45.0	22,837,843	98.4	Plastering and lathing.....	3,129,712	116,262	1.1	3.7	16,017,831	92.1				
<i>Cut stone, granite and marble</i>							Roofing and sheet-metal work.....	4,485,088	6,305	.1	.1	12,332,631	94.9				
All classes.....	182,023,315	7,730,732	100.0	4.2	660,913,566	67.2	Roofing and sheet-metal combined.....	870,700	1,171	(³)	.1	2,247,626	93.5				
General contractors ²	\$58,694,640	\$1,324,485	17.1	2.3	\$376,949,314	52.4	Stonework.....	2,267,972	7,368	.1	.3	5,308,584	88.3				
Building.....	25,730,429	431,713	5.6	1.7	267,368,437	36.7	Marble and tiling.....	9,713,225	124,057	1.2	1.3	22,837,843	98.4				
Building not specialized ²	21,681,185	380,019	4.9	1.8	237,570,101	36.0	Excavating.....	288,323	30,393	.3	10.5	6,100,642	87.3				
Commercial building only.....	1,387,595	12,107	.2	.9	10,323,376	49.8	Foundation.....	555,298	80,968	.8	14.6	2,041,147	81.2				
Residential building only.....	2,541,563	39,497	.5	1.6	18,900,309	37.4	Flooring, n. e. s.....	839,486	18,189	.2	2.2	1,907,075	97.3				
Highway.....	1,299,052	1,965	(³)	2	3,329,622	95.4	<i>Structural steel*</i>										
Bridge and culvert.....	2,276,456	250,900	3.2	11.0	9,302,940	78.6	All classes.....	182,023,315	10,432,878	100.0	10.7	660,913,566	67.2				
Street paving.....	5,935,477	593,906	7.7	10.0	18,749,853	87.7	General contractors ²	\$58,694,640	\$7,243,222	37.3	12.3	\$376,949,314	52.4				
Sewer, gas, water, conduit.....	2,282,855	7,440	.1	.3	7,761,368	94.7	Building.....	25,730,429	2,183,400	11.2	8.6	267,368,437	36.7				
Waterworks.....	2,236,977	2,481	(³)	.1	4,767,418	95.8	Building not specialized ²	21,681,185	2,132,598	11.0	9.8	237,570,101	36.0				
Dredging, river, harbor, etc.....	2,001,940	24,000	.3	1.2	6,573,224	91.7	Commercial building only.....	1,387,595	10,068	.1	.7	10,323,376	49.8				
Railroad.....	1,261,770	3,204	(³)	.3	5,367,814	91.2	Residential building only.....	2,541,563	40,740	.2	1.6	18,900,309	37.4				
Foundation.....	107,396	5,000	1	4.7	546,513	56.7	Highway.....	1,299,052	20,000	1	1.5	3,329,622	95.4				
Refuse disposal plant.....	100,308	2,180	(³)	2.2	377,618	78.5	Bridge and culvert.....	2,276,456	117,974	.6	5.2	9,302,940	78.6				
Subway (other than buildings).....	15,106,328	2,596	(³)	(³)	50,457,030	92.0	Street paving.....	5,935,477	18,806	1	2	18,749,853	87.7				
Subcontractors.....	\$123,328,675	\$6,400,247	82.0	5.2	\$283,904,252	94.4	Sewer, gas, water, conduit.....	2,282,855	33,155	.2	1.5	7,761,368	94.7				
Carpentering and wood-flooring.....	2,524,103	6,154	.1	.2	7,652,756	86.2	Waterworks.....	2,236,977	30,916	.2	1.4	4,767,418	95.8				
Concreting.....	6,511,494	23,170	.3	(³)	17,552,665	95.3	Dredging, river, harbor, etc.....	2,001,940	27,700	1	1.4	6,573,224	91.7				
Heating and plumbing.....	\$39,059,658	487	(³)	(³)	77,979,139	94.8	Railroad.....	1,261,770	164,143	8	12.2	5,367,814	91.2				
Plumbing.....	24,157,909	487	(³)	(³)	46,563,031	97.5	Refuse disposal plant.....	100,308	6,478	(³)	6.5	377,618	78.5				
Masonry.....	4,964,665	10,751	.3	(³)	12,608,871	97.3	Subway (other than buildings).....	15,106,328	4,643,210	23.9	30.7	50,457,030	92.0				
Roofing and sheet-metal work.....	4,485,088	1,208	(³)	(³)	12,332,631	94.9	Radio tower, etc.....	58,345	12,374	1	21.2	260,857	76.1				
Roofing.....	2,034,381	1,208	(³)	(³)	5,521,197	96.4	Subcontractors.....	\$123,328,675	\$12,189,056	62.7	9.0	\$283,904,252	94.4				
Stonework.....	2,267,972	2,007,718	26.7	91.2	5,308,584	88.3	Concreting.....	6,511,494	2,900	(³)	(³)	17,552,665	95.3				
Marble and tiling.....	9,713,225	4,209,470	55.2	44.0	22,837,843	98.4	Elevator construction.....	13,746,078	6,098	(³)	(³)	21,155,234	97.3				
Flooring, n. e. s.....	839,486	18,294	.2	2.2	1,907,075	97.3	Heating and plumbing.....	\$39,059,658	607	(³)	(³)	77,979,139	94.8				
<i>Cement</i>							Heating and piping.....	12,509,319	227	(³)	(³)	26,994,219	89.3				
All classes.....	182,023,315	10,227,333	100.0	5.6	660,913,566	67.2	Plumbing.....	24,157,909	440	(³)	(³)	45,563,031	97.5				
General contractors ²	\$58,694,640	\$7,094,805	69.4	12.1	\$376,949,314	52.4	Masonry.....	4,964,665	18,064	.1	4	12,608,871	97.3				
Building.....	25,730,429	3,062,744	29.9	11.9	267,368,437	36.7	Steel erection.....	11,439,896	11,300,893	58.2	95.8	17,522,128	97.8				
Building not specialized ²	21,681,185	2,741,354	26.8	12.6	237,570,101	36.0	Marble and tiling.....	9,713,225	2,000	(³)	(³)	22,837,843	98.4				
Commercial building only.....	1,387,595	90,281	1.0	7.2	10,323,376	49.8	Excavating.....	288,323	20,000	2.7	6.9	6,100,642	87.3				
Manufacturing building only.....	120,036	18,225	.2	15.2	574,651	58.1	Ornamental iron.....	5,036,832	530,171	2.1	10.5	9,663,395	94.6				
Residential building only.....	2,541,563	203,884	2.0	8.0	18,900,309	37.4	Highway.....	268,427	122,887	.6	41.2	802,346	98.3				
Highway.....	1,299,052	350,854	3.4	27.0	3,329,622	95.4	Dredging, river, harbor, etc.....	143,730	60,210	.3	41.9	441,154	97.7				
Bridge and culvert.....	2,276,456	446,328	4.4	19.6	9,302,940	78.6	Metal work, n. e. s.....	740,048	125,166	.6	16.8	1,216,970	94.9				
Grading.....	41,835	2,560	(³)	6.2	178,222	86.3	<i>Cast iron, miscellaneous, excluding pipe</i>										
Street paving.....	5,935,477	1,093,805	10.7	18.4	18,749,853	87.7	All classes.....	182,023,315	3,333,064	100.0	1.8	660,913,566	67.2				
Sewer, gas, water, conduit.....	2,282,855	240,236	2.4	10.9	7,761,368	94.7	General contractors ²	\$58,694,640	\$3,008,356	20.3	5.1	\$376,949,314	52.4				
Dam and reservoir.....	20,687	46,687	.2	43.1	170,287	72.9	Building.....	25,730,429	87,916	0.8	3	267,368,437	36.7				
Waterworks.....	2,236,977	42,208	.4	1.9	4,767,418	95.8	Building not specialized ²	21,681,185	43,555	1.3	.2	237,570,101	36.0				
Dredging, river, harbor, etc.....	2,001,940	127,681	1.3	6.4	6,573,224	91.7	Commercial building only.....	1,387,595	4,409	.1	.3	10,323,376	49.8				
Railroad.....	1,261,770	273,520	2.7	21.7	5,367,814	91.2	Manufacturing building only.....	120,036	1,162	(³)	1.0	574,651	58.1				
Foundation.....	107,396	48,000	5	44.7	546,513	56.7	Residential building only.....	2,541,563	38,790	1.2	1.5	18,900,309	37.4				
Refuse disposal plant.....	100,308	3,541	(³)	3.5	377,618	78.5	Highway.....	1,299,052	16,102	.5	1.2	3,329,622	95.4				
Subway (other than buildings).....	15,106,328	1,373,898	18.4	9.1	50,457,030	92.0	Bridge and culvert.....	2,276,456	16,223	.6	.7	9,302,940	78.6				

See footnotes at end of table.

TABLE 10.—COMPARISON OF COST OF DESIGNATED MATERIALS FURNISHED AND USED BY REPORTING ESTABLISHMENTS DURING 1929, WITH COST OF MATERIALS AND VALUE OF CONSTRUCTION BUSINESS—Continued

[Based exclusively upon reports of establishments which gave the distributed cost of materials]

KIND OF MATERIAL AND CLASSIFICATION OF ESTABLISHMENTS	Cost of all materials distributed by kind	COST OF DESIGNATED MATERIAL		Value of construction business	Indicated per cent of all business done by own force ¹	KIND OF MATERIAL AND CLASSIFICATION OF ESTABLISHMENTS	Cost of all materials distributed by kind	COST OF DESIGNATED MATERIAL		Value of construction business	Indicated per cent of all business done by own force ¹	
		Amount	Per cent of—					Amount	Per cent of—			
		Total cost	Cost of all distributed materials					Total cost	Cost of all distributed materials			
NEW YORK CITY—Con.						NEW YORK CITY—Con.						
<i>Cast iron, miscellaneous, excluding pipe—Continued</i>						<i>Lumber, rough and finished—Continued</i>						
General contractors—Con.	<i>Dollars</i>	<i>Dollars</i>	(%)	(%)	<i>Dollars</i>	General contractors—Con.	<i>Dollars</i>	<i>Dollars</i>	(%)	(%)	<i>Dollars</i>	
Waterworks.....	2,236,977	643	(*)	(*)	4,767,418	95.8	100,308	1,710	(*)	1.7	377,618	
Dredging, river, harbor, etc.....	2,001,940	14,908	0.4	0.7	6,573,224	01.7	Refuse disposal plant.....	16,106,328	2,157,911	22.6	14.3	50,457,030
Railroad.....	1,261,770	31,253	.9	2.5	5,367,814	01.2	Subway (other than buildings).....	58,345	3,512	(*)	6.0	260,857
Central station, light and power plant.....	208,785	12,027	.4	5.8	1,738,101	77.6	Radio tower, etc.....	123,328,675	2,228,949	23.3	1.8	283,964,252
Refuse disposal plant.....	100,308	47,221	1.4	47.1	377,618	78.5	Subcontractors.....	123,328,675	324,708	9.7	.3	283,964,252
Subway (other than buildings).....	15,106,328	2,739,697	82.2	18.1	50,457,030	92.0	Carpentering and wood flooring.....	2,524,103	66,172	2.0	2.6	7,652,756
Subcontractors.....	123,328,675	324,708	9.7	.3	283,964,252	94.4	Concrete.....	5,511,494	(*)	(*)	17,552,665	
Carpentering and wood flooring.....	2,524,103	66,172	2.0	2.6	7,652,756	86.2	Electrical.....	13,789,014	620	(*)	(*)	35,950,870
Concrete.....	5,511,494	(*)	(*)	(*)	17,552,665	95.3	Elevator construction.....	13,746,078	3,746	(*)	(*)	21,155,284
Elevator construction.....	13,746,078	3,028	.1	(*)	21,155,284	97.3	Heating and plumbing.....	39,059,658	8,528	(*)	(*)	77,979,139
Heating and plumbing.....	39,059,658	23,257	.7	.1	77,979,139	94.8	Plumbing.....	24,157,909	500	(*)	(*)	20,994,219
Plumbing.....	24,157,909	23,257	.7	.1	46,563,031	97.5	Painting and decorating.....	2,583,231	2,977	.1	.1	12,262,265
Masonry.....	4,964,665	8,052	.2	.2	12,668,871	97.3	Glass and glazing.....	1,066,257	9,000	.3	.9	2,088,949
Painting and decorating.....	2,583,231	2,977	.1	.1	12,262,265	96.9	Roofing and sheet-metal work.....	4,485,088	115	(*)	(*)	12,332,631
Glass and glazing.....	1,066,257	9,000	.3	.9	2,088,949	99.8	Roofing and sheet metal combined.....	2,034,381	57,577	1.3	3.6	4,563,808
Roofing and sheet-metal work.....	4,485,088	115	(*)	(*)	12,332,631	94.9	Roofing and sheet metal combined.....	1,580,007	1,199	(*)	.1	4,563,808
Roofing and sheet metal combined.....	870,700	115	(*)	(*)	2,247,620	93.5	Roofing and sheet metal combined.....	870,700	826	(*)	.1	2,247,620
Steel erection.....	11,439,896	5,519	.2	(*)	17,522,128	97.8	Steel erection.....	11,439,896	100	(*)	(*)	17,522,128
Ornamental iron.....	5,036,832	177,706	5.3	3.5	9,663,395	94.5	Stonework.....	2,267,972	2,033	(*)	.1	5,808,584
Dredging, river, harbor, etc.....	143,730	27,675	.8	10.3	441,154	97.7	Marble and tiling.....	9,713,225	1,372	(*)	(*)	22,837,843
Ornamental metal work.....							Excavating.....	288,323	72,011	8	25.0	6,100,042
All classes.....	182,023,315	4,431,518	100.0	2.4	600,913,566	67.2	Ornamental iron.....	5,036,832	1,600	(*)	(*)	9,663,395
General contractors ²	58,094,040	70,330	1.6	.1	376,949,314	52.4	Dredging, river, harbor, etc.....	143,730	1,544	(*)	1.1	441,154
Building.....	25,730,429	63,048	1.4	.2	267,368,437	36.7	Foundation.....	555,208	33,945	4	6.1	2,041,147
Building not specialized.....	21,681,185	42,915	1.0	.2	237,570,101	36.0	Metal work, n. e. s.....	746,048	5,263	1	.7	1,216,970
Commercial building only.....	1,387,595	6,715	.2	.5	10,323,376	49.8	Flooring, n. e. s.....	839,486	2,500	(*)	.3	1,997,075
Residential building only.....	2,641,563	13,418	.3	.5	18,900,309	37.4	<i>Paints, varnishes, glass</i>					
Subway (other than buildings).....	15,106,328	6,511	.1	(*)	50,457,030	92.0	All classes.....	182,023,315	3,850,455	100.0	2.1	660,913,566
Radio tower, etc.....	58,345	777	(*)	1.3	260,857	75.1	General contractors ²	58,094,040	215,086	5.6	.4	376,949,314
Subcontractors.....	123,328,675	4,361,182	98.4	3.5	283,964,252	94.4	Building.....	25,730,429	194,226	5.0	.8	267,368,437
Elevator construction.....	13,746,078	13,000	.3	.1	21,155,284	97.3	Building not specialized.....	21,681,185	127,970	3.3	.6	237,570,101
Plastering and lathing.....	3,129,712	1,466	(*)	(*)	16,017,831	92.1	Commercial building only.....	1,387,595	20,548	.8	2.1	10,323,376
Roofing and sheet-metal work.....	4,485,088	67,734	1.5	1.5	12,332,631	94.9	Residential building only.....	2,641,563	36,708	1.0	1.4	18,900,309
Roofing.....	2,034,381	4,790	.1	.2	5,521,197	90.4	Bridge and culvert.....	2,276,456	615	(*)	(*)	9,302,940
Sheet-metal work.....	1,580,007	57,577	1.3	3.6	4,563,808	93.0	Grading.....	41,835	81	(*)	.1	178,222
Roofing and sheet metal combined.....	870,700	5,367	.1	.6	2,247,620	93.5	Waterworks.....	2,236,977	4,062	.1	.2	4,767,418
Steel erection.....	11,439,896	57,379	1.3	.5	17,522,128	97.8	Dredging, river, harbor, etc.....	2,001,940	4,570	.1	.2	6,573,224
Stonework.....	2,267,972	27,658	.6	1.2	5,808,584	88.3	Railroad.....	1,261,770	3,721	.1	.3	5,367,814
Marble and tiling.....	9,713,225	6,575	.1	.1	22,837,843	98.4	Foundation.....	107,396	200	(*)	.2	546,613
Ornamental iron.....	5,036,832	4,187,370	94.5	83.1	9,663,395	94.5	Refuse disposal plant.....	100,308	416	(*)	.4	377,618
<i>Lumber, rough and finished</i>							Subway (other than buildings).....	15,106,328	5,973	.2	(*)	50,457,030
All classes.....	182,023,315	9,552,005	100.0	5.2	600,913,566	67.2	Radio tower, etc.....	58,345	978	(*)	1.3	260,857
General contractors ²	58,094,040	7,323,059	76.7	12.5	376,949,314	52.4	Subcontractors.....	123,328,675	3,644,369	94.4	3.0	283,964,252
Building.....	25,730,429	3,815,151	39.9	14.8	267,368,437	30.7	Carpentering and wood flooring.....	2,524,103	54,623	1.4	2.2	7,652,756
Building not specialized.....	21,681,185	2,871,818	30.1	13.2	237,570,101	36.0	Concrete.....	5,511,494	11,962	.3	.2	17,552,665
Commercial building only.....	1,387,595	518,711	5.4	37.4	10,323,376	49.8	Electrical.....	13,789,014	620	(*)	(*)	35,950,870
Manufacturing building only.....	120,086	1,026	(*)	.9	574,651	58.1	Elevator construction.....	13,746,078	3,746	(*)	(*)	21,155,284
Residential building only.....	2,641,563	423,596	4.4	16.7	18,900,309	37.4	Heating and plumbing.....	39,059,658	8,528	(*)	(*)	77,979,139
Highway.....	1,299,052	20,505	.2	1.6	3,329,622	95.4	Plumbing.....	24,157,909	500	(*)	(*)	20,994,219
Bridge and culvert.....	2,276,456	316,439	3.3	13.9	9,302,940	78.6	Painting and decorating.....	2,583,231	2,977	.1	.1	12,262,265
Grading.....	41,835	695	(*)	1.7	178,222	80.3	Glass and glazing.....	1,066,257	9,000	.3	.9	2,088,949
Street paving.....	5,935,477	19,637	.2	.3	18,749,853	87.7	Roofing and sheet-metal work.....	4,485,088	11,462	.3	.3	12,332,631
Sewer, gas, water, conduit.....	2,282,855	152,421	1.6	6.7	7,761,368	94.7	Roofing.....	2,034,381	3,599	.1	.2	5,521,197
Dam and reservoir.....	46,687	4,213	(*)	9.0	170,297	72.9	Sheet-metal work.....	1,580,007	1,199	(*)	.1	4,563,808
Waterworks.....	2,236,977	37,070	.4	1.7	4,767,418	95.8	Roofing and sheet metal combined.....	870,700	826	.2	.8	2,247,620
Dredging, river, harbor, etc.....	2,001,940	663,041	6.9	33.1	6,573,224	91.7	Steel erection.....	11,439,896	23,962	.6	.2	17,522,128
Railroad.....	1,261,770	126,048	1.3	10.0	5,367,814	91.2	Stonework.....	2,267,972	8,101	.2	.4	5,808,584
Foundation.....	107,396	2,500	(*)	2.3	546,613	55.7	Marble and tiling.....	9,713,225	3,282	.1	.4	22,837,843
Central station, light and power plant.....	208,785	2,200	(*)	1.1	1,738,101	77.6	Ornamental iron.....	5,036,832	8,634	.2	.2	9,663,395

See footnotes at end of table.

TABLE 10.—COMPARISON OF COST OF DESIGNATED MATERIALS FURNISHED AND USED BY REPORTING ESTABLISHMENTS DURING 1929, WITH COST OF MATERIALS AND VALUE OF CONSTRUCTION BUSINESS—Continued

[Based exclusively upon reports of establishments which gave the distributed cost of materials]

Table with multiple columns: KIND OF MATERIAL AND CLASSIFICATION OF ESTABLISHMENTS, COST OF DESIGNATED MATERIAL (Amount, Total cost, Cost of all distributed materials), Value of construction business, and Indicated per cent of all business done by own force. The table is split into two main sections for NEW YORK CITY—Con., covering Roofing and sheet metal, Plumbing and gas fitting equipment—Con., Heating and ventilating equipment, and Elevators, dumb-waiters, and equipment.

See footnotes at end of table.

TABLE 10.—COMPARISON OF COST OF DESIGNATED MATERIALS FURNISHED AND USED BY REPORTING ESTABLISHMENTS DURING 1929, WITH COST OF MATERIALS AND VAUE OF CONSTRUCTION BUSINESS—Continued

[Based exclusively upon reports of establishments which gave the distributed cost of materials]

KIND OF MATERIAL AND CLASSIFICATION OF ESTABLISHMENTS	COST OF DESIGNATED MATERIAL				Value of construction business	Indicated per cent of all business done by own force	KIND OF MATERIAL AND CLASSIFICATION OF ESTABLISHMENTS	COST OF DESIGNATED MATERIAL				Value of construction business	Indicated per cent of all business done by own force		
	Cost of all materials distributed by kind	Amount	Per cent of—					Cost of all distributed materials	Cost of all materials distributed by kind	Amount	Per cent of—			Cost of all distributed materials	
			Total cost	Cost of all distributed materials							Total cost				Cost of all distributed materials
NEW YORK CITY—Con.						BRONX BOROUGH—Con.									
<i>Elevators, dumb-waiters, and equipment—Continued</i>						<i>Brick (face, common, fire, paving, etc.)</i>									
	Dollars	Dollars			Dollars		Dollars	Dollars		Dollars			Dollars		
Subcontractors.....	123,328,675	13,637,917	99.8	11.1	233,964,252	94.4	14,668,309	595,156	100.0	4.1			41,557,624		
General contractors.....							3,041,823	103,421	17.4	3.4			14,960,627		
Building.....							737,147	39,549	15.0	12.1			5,049,964		
Building not specialized.....													4,054,807		
Commercial building only.....	2,524,103	350	(3)	(3)	7,652,756	86.2	638,277	81,449	13.7	12.8			6,014,964		
Residential building only.....	13,789,014	14,750	.1	.1	35,956,370	97.5		43,516	8.100	1.4			18,000		
Highway.....	13,746,078	2,800	(9)	(9)	21,155,284	97.3		724,581	10,000	1.7	1.4		2,294,932		
Street paving.....	4,964,656				12,068,871	97.3		78,100	1,000	.2	1.3		312,750		
Sewer, gas, water, conduit.....															
Foundation.....								1,382,215	2,872	.5	.2		6,640,350		
Subway (other than buildings).....								11,626,486	491,735	82.0	4.2		26,596,997		
Concreting.....								227,929	728	.1	.3		825,612		
Masonry.....								1,068,883	488,832	82.1	46.7		2,512,185		
Roofing and sheet-metal work.....															
Roofing.....								1,049,982	600	.1	.1		2,080,811		
Stonework.....								202,001	600	.1	.3		416,531		
Excavating.....								315,779	50	(3)	(3)		772,544		
Marble and tiling.....								72,489	1,525	.3	2.1		1,182,525		
Roofing and sheet-metal combined.....															
Excavating.....															
Flooring, n. e. s.....															
Roofing and sheet-metal combined.....															
Excavating.....															
Flooring, n. e. s.....															
Roofing and sheet-metal combined.....															
Excavating.....															
Flooring, n. e. s.....															
Roofing and sheet-metal combined.....															
Excavating.....															
Flooring, n. e. s.....															
Roofing and sheet-metal combined.....															
Excavating.....															
Flooring, n. e. s.....															
Roofing and sheet-metal combined.....															
Excavating.....															
Flooring, n. e. s.....															
Roofing and sheet-metal combined.....															
Excavating.....															
Flooring, n. e. s.....															
Roofing and sheet-metal combined.....															
Excavating.....															
Flooring, n. e. s.....															
Roofing and sheet-metal combined.....															
Excavating.....															
Flooring, n. e. s.....															
Roofing and sheet-metal combined.....															
Excavating.....															
Flooring, n. e. s.....															
Roofing and sheet-metal combined.....															
Excavating.....															
Flooring, n. e. s.....															
Roofing and sheet-metal combined.....															
Excavating.....															
Flooring, n. e. s.....															
Roofing and sheet-metal combined.....															
Excavating.....															
Flooring, n. e. s.....															
Roofing and sheet-metal combined.....															
Excavating.....															
Flooring, n. e. s.....															
Roofing and sheet-metal combined.....															
Excavating.....															
Flooring, n. e. s.....															
Roofing and sheet-metal combined.....															
Excavating.....															
Flooring, n. e. s.....															
Roofing and sheet-metal combined.....															
Excavating.....															
Flooring, n. e. s.....															
Roofing and sheet-metal combined.....															
Excavating.....															
Flooring, n. e. s.....															
Roofing and sheet-metal combined.....															
Excavating.....															
Flooring, n. e. s.....															
Roofing and sheet-metal combined.....															
Excavating.....															
Flooring, n. e. s.....															
Roofing and sheet-metal combined.....															
Excavating.....															
Flooring, n. e. s.....															
Roofing and sheet-metal combined.....															
Excavating.....															
Flooring, n. e. s.....															
Roofing and sheet-metal combined.....															
Excavating.....															
Flooring, n. e. s.....															
Roofing and sheet-metal combined.....															
Excavating.....															
Flooring, n. e. s.....															
Roofing and sheet-metal combined.....															
Excavating.....															
Flooring, n. e. s.....															
Roofing and sheet-metal combined.....															
Excavating.....															
Flooring, n. e. s.....															
Roofing and sheet-metal combined.....															
Excavating.....															
Flooring, n. e. s.....															
Roofing and sheet-metal combined.....															
Excavating.....															
Flooring, n. e. s.....															
Roofing and sheet-metal combined.....															
Excavating.....															
Flooring, n. e. s.....															
Roofing and sheet-metal combined.....															
Excavating.....															
Flooring, n. e. s.....															
Roofing and sheet-metal combined.....															
Excavating.....															
Flooring, n. e. s.....															
Roofing and sheet-metal combined.....															
Excavating.....															
Flooring, n. e. s.....															
Roofing and sheet-metal combined.....															
Excavating.....															
Flooring, n. e. s.....															
Roofing and sheet-metal combined.....															
Excavating.....															
Flooring, n. e. s.....															
Roofing and sheet-metal combined.....															
Excavating.....															
Flooring, n. e. s.....															
Roofing and sheet-metal combined.....															
Excavating.....															
Flooring, n. e. s.....															
Roofing and sheet-metal combined.....															

TABLE 10.—COMPARISON OF COST OF DESIGNATED MATERIALS FURNISHED AND USED BY REPORTING ESTABLISHMENTS DURING 1929, WITH COST OF MATERIALS AND VALUE OF CONSTRUCTION BUSINESS—Continued

[Based exclusively upon reports of establishments which gave the distributed cost of materials]

KIND OF MATERIAL AND CLASSIFICATION OF ESTABLISHMENTS	COST OF DESIGNATED MATERIAL				Value of construction business	Indicated per cent of all business done by own force ¹	KIND OF MATERIAL AND CLASSIFICATION OF ESTABLISHMENTS	COST OF DESIGNATED MATERIAL				Value of construction business	Indicated per cent of all business done by own force ¹		
	Cost of all materials distributed by kind	Amount	Per cent of—					Cost of all distributed materials	Cost of all materials distributed by kind	Amount	Per cent of—			Cost of all distributed materials	
			Total cost	Cost of all distributed materials							Total cost				Cost of all distributed materials
BRONX BOROUGH—Con. Cement—Continued						BRONX BOROUGH—Con. Paints, varnishes, glass—Continued									
Subcontractors—Contd.						Subcontractors—Contd.									
Stonework	Dollars	Dollars	0.5	0.9	Dollars	86.0	Dollars	Dollars	1.2	0.3	Dollars	89.8			
Marble and tiling	315,779	2,975	1.0	4.4	772,544	96.5	1,049,982	2,867	0.6	0.6	2,680,811	92.8			
Excavating	1,447,286	6,295	1.0	4.4	3,577,080	96.5	202,001	1,300	0.6	0.6	416,531	92.8			
Flooring, n. o. s.	72,489	12,889	1.9	17.1	1,182,525	89.8	318,878	1,567	0.7	0.5	786,907	87.0			
	248,264	18,189	2.8	7.3	569,490	88.8	1,527,220	1,155	0.5	0.1	3,350,545	98.4			
Structural steel *						Roofing and sheet metal									
All classes	14,668,309	1,870,181	100.0	9.3	41,557,624	78.4	All classes	14,668,309	987,463	100.0	6.7	41,557,624	78.4		
General contractors	\$ 3,041,823	498,349	36.4	16.4	\$ 14,060,627	67.8	General contractors	\$ 3,041,823	34	(3)	(3)	\$ 14,960,627	67.8		
Building	737,147	3,034	0.3	5	5,049,964	36.7	Building	737,147	34	(3)	(3)	5,049,964	36.7		
Building not specialized	638,277	458	(*)	1	4,054,807	41.1	Building not specialized	638,277	34	(3)	(3)	4,054,807	41.1		
Residential building only	55,354	3,170	2	5.7	393,457	17.8	Subcontractors	\$ 11,626,486	987,429	100.0	8.5	\$ 26,596,997	94.8		
Subway (other than buildings)	1,382,215	494,715	36.1	35.8	6,640,350	91.7	Roofing and sheet-metal work	1,049,982	987,429	100.0	94.0	2,680,811	89.8		
Subcontractors	\$ 11,626,486	871,832	63.6	7.5	\$ 26,596,997	94.8	Roofing	202,001	158,655	16.1	78.5	416,531	92.8		
Concrete	227,929	900	1	4	625,612	97.6	Sheet metal-work	529,103	528,672	53.5	99.9	1,477,373	90.4		
Steel erection	702,051	658,072	48.0	93.7	1,398,144	99.0	Roofing and sheet metal combined	318,878	300,102	30.4	94.1	786,907	87.0		
Excavating	72,489	20,000	1.5	27.6	1,182,525	89.8	Finished flooring (other than cement, wood or tile)								
Ornamental iron	1,527,220	192,860	14.1	12.6	3,350,545	98.4	All classes	14,668,309	218,764	100.0	1.5	41,557,624	78.4		
Ornamental metal work*						General contractors									
All classes	\$ 14,668,309	1,237,897	100.0	8.4	\$ 41,557,624	78.4	General contractors	\$ 3,041,823	1,492	7	(3)	\$ 14,960,627	67.8		
Subcontractors	\$ 11,626,486	1,237,897	100.0	10.7	\$ 26,596,997	94.8	Building	737,147	1,492	7	2	5,049,964	36.7		
Roofing and sheet-metal work	\$ 1,049,982	5,567	4	5	\$ 2,680,811	89.8	Building not specialized	638,277	1,492	7	2	4,054,807	41.1		
Roofing	202,001	(*)	1	1	416,531	92.8	Subcontractors	\$ 11,626,486	217,272	99.3	1.9	\$ 26,596,997	94.8		
Roofing and sheet metal combined	318,878	5,867	4	1.7	786,907	87.0	Flooring, n. o. s.	248,264	217,272	99.3	87.5	569,490	88.8		
Steel erection	702,051	5,000	4	7	1,398,144	99.0	Heating and ventilating equipment								
Marble and tiling	1,447,286	4,232	3	3	3,577,080	98.5	All classes	\$ 14,668,309	521,858	100.0	3.6	\$ 41,557,624	78.4		
Ornamental iron	1,527,220	1,223,058	98.8	80.1	3,350,545	98.4	Subcontractors	\$ 11,626,486	521,858	100.0	4.5	\$ 26,596,997	94.8		
Lumber, rough and finished						Heating and plumbing									
All classes	\$ 14,668,309	993,251	100.0	6.8	\$ 41,557,624	78.4	Heating and plumbing	2,112,493	518,058	99.3	24.5	3,928,111	94.7		
General contractors	\$ 3,041,823	430,241	44.7	14.1	\$ 14,060,627	67.8	Heating and piping	466,468	466,468	89.4	100.0	1,108,881	81.1		
Building	737,147	151,560	15.7	20.6	5,049,964	36.7	Pipe covering	17,000	17,000	3.3	100.0	71,000	100.0		
Building not specialized	638,277	119,538	12.4	18.7	4,054,807	41.1	Plumbing	1,602,326	22,172	4.2	1.4	2,303,230	98.6		
Commercial building only	43,516	4,800	5	11.0	601,700	54.2	Plumbing and heating combined	26,699	12,418	2.4	46.5	85,000	90.8		
Residential building only	55,354	27,222	2.8	49.2	393,457	17.8	Roofing and sheet-metal work	\$ 1,049,982	3,800	7	4	2,680,811	89.8		
Street paving	724,581	3,217	3	4	2,294,632	84.8	Roofing	202,001	3,800	7	1.9	416,531	92.8		
Sewer, gas, water, conduit	101,002	5,033	5	5	435,810	98.3	Plumbing and gas fitting equipment †								
Foundation	78,100	2,500	3	3.2	312,750	85.2	All classes	14,668,309	1,552,788	100.0	10.6	41,557,624	78.4		
Central station, light and power plant	2,550	2,200	2	86.3	47,321	4.3	General contractors	\$ 3,041,823	6,601	4	(2)	\$ 14,960,627	67.8		
Subway (other than buildings)	1,382,215	205,731	27.0	19.2	6,640,350	91.7	Building	737,147	101	(3)	2	5,049,964	36.7		
Subcontractors	\$ 11,626,486	533,010	55.3	4.0	\$ 26,596,997	94.8	Building not specialized combined	638,277	101	(3)	(3)	4,054,807	41.1		
Carpentering and wood flooring	799,262	508,222	52.6	63.3	2,303,981	85.1	Subway (other than buildings)	1,382,215	6,500	4	5	6,640,350	91.7		
Concrete	227,929	12,900	1.3	5.7	625,612	97.6	Subcontractors	\$ 11,626,486	1,546,187	99.6	13.3	\$ 26,596,997	94.8		
Masonry	1,068,883	2,554	3	2	2,512,184	98.1	Heating and plumbing	\$ 2,112,493	1,545,687	99.5	73.2	\$ 3,928,111	94.7		
Plastering and lathing	122,568	1,021	1	8	358,616	91.2	Plumbing	1,602,326	1,531,306	98.6	95.0	2,708,230	98.6		
Roofing and sheet-metal work	\$ 1,049,982	1,900	2	2	\$ 2,680,811	89.8	Plumbing and heating combined	26,699	14,281	9	53.5	85,000	90.8		
Roofing	202,001	1,900	2	9	416,531	92.8	Masonry	1,068,883	600	(*)	1	2,512,185	98.1		
Stonework	315,779	150	(*)	(3)	772,544	86.0	Electrical appliances and supplies								
Excavating	72,489	3,000	3	4.1	1,182,525	89.8	All classes	14,668,309	410,541	100.0	2.8	41,557,624	78.4		
Metal work, n. o. s.	74,136	5,263	5	7.1	209,576	100.0	General contractors	\$ 3,041,823	19,581	4.8	6	\$ 14,960,627	67.8		
Millwork						General contractors									
All classes	\$ 14,668,309	294,473	100.0	2.0	\$ 41,557,624	78.4	Building	737,147	2,021	5	3	5,049,964	36.7		
General contractors	\$ 3,041,823	52,931	18.0	1.7	\$ 14,060,627	67.8	Building not specialized	638,277	1,698	4	3	4,054,807	41.1		
Building	737,147	52,931	18.0	7.2	5,049,964	36.7	Residential building only	55,354	15,502	5.3	28.1	393,457	17.8		
Building not specialized	638,277	37,309	12.7	5.9	4,054,807	41.1	Subcontractors	\$ 11,626,486	241,542	82.0	2.1	\$ 26,596,997	94.8		
Residential building only	55,354	15,502	5.3	28.1	393,457	17.8	Carpentering and wood flooring	799,262	241,542	82.0	30.2	2,303,981	85.1		
Subcontractors	\$ 11,626,486	241,542	82.0	2.1	\$ 26,596,997	94.8	Paints, varnishes, glass								
Carpentering and wood flooring	799,262	241,542	82.0	30.2	2,303,981	85.1	All classes	14,668,309	234,451	100.0	1.6	41,557,624	78.4		
Paints, varnishes, glass						General contractors									
All classes	\$ 14,668,309	234,451	100.0	1.6	\$ 41,557,624	78.4	General contractors	\$ 3,041,823	3,716	1.6	5	\$ 14,960,627	67.8		
General contractors	\$ 3,041,823	3,716	1.6	5	\$ 14,960,627	67.8	Building	737,147	3,516	1.5	6	5,049,964	36.7		
Building	737,147	3,516	1.5	6	5,049,964	36.7	Building not specialized	638,277	3,516	1.5	6	4,054,807	41.1		
Building not specialized	638,277	3,516	1.5	6	4,054,807	41.1	Foundation	78,100	200	1	3	312,750	85.3		
Residential building only	55,354	15,502	5.3	28.1	393,457	17.8	Subcontractors	\$ 11,626,486	230,735	98.4	2.0	\$ 26,596,997	94.8		
Subcontractors	\$ 11,626,486	230,735	98.4	2.0	\$ 26,596,997	94.8	Carpentering and wood flooring	799,262	8,285	3.5	1.0	2,303,981	85.1		
Carpentering and wood flooring	799,262	8,285	3.5	1.0	2,303,981	85.1	Painting and decorating	118,006	77,227	32.9	65.4	334,849	99.1		
Painting and decorating	118,006	77,227	32.9	65.4	334,849	99.1	Glass and glazing	141,924	141,201	60.2	99.5	230,029	100.0		
Glass and glazing	141,924	141,201	60.2	99.5	230,029	100.0	Elevators, dumb-waiters, and equipment								
Elevators, dumb-waiters, and equipment						All classes									
All classes	\$ 14,668,309	1,160,632	100.0	7.9	\$ 41,557,624	78.4	General contractors	\$ 3,041,823	1,160,632	100.0	10.0	\$ 26,596,997	94.8		
General contractors	\$ 3,041,823	1,160,632	100.0	10.0	\$ 26,596,997	94.8	Elevator construction	1,158,632	1,158,632	99.8	100.0	1,587,140	100.0		
Building	737,147	2,000	2	2	2,000	98.1	Masonry	1,068,883	2,000	2	2	2,512,185	98.1		

See footnotes at end of table.

TABLE 10.—COMPARISON OF COST OF DESIGNATED MATERIALS FURNISHED AND USED BY REPORTING ESTABLISHMENTS DURING 1929, WITH COST OF MATERIALS AND VALUE OF CONSTRUCTION BUSINESS—Continued

[Based exclusively upon reports of establishments which gave the distributed cost of materials]

KIND OF MATERIAL AND CLASSIFICATION OF ESTABLISHMENTS	COST OF DESIGNATED MATERIAL				Value of construction business	Indicated per cent of all business done by own force †	KIND OF MATERIAL AND CLASSIFICATION OF ESTABLISHMENTS	COST OF DESIGNATED MATERIAL				Value of construction business	Indicated per cent of all business done by own force †	
	Cost of all materials distributed by kind	Amount	Per cent of—					Amount	Per cent of—	Cost of all materials distributed by kind	Per cent of—			
			Total cost	Cost of all distributed materials							Total cost			Cost of all distributed materials
BROOKLYN BOROUGH—Continued						BROOKLYN BOROUGH—Continued								
<i>Ornamental metal work—Continued</i>						<i>Heating and ventilating equipment †</i>								
	Dollars	Dollars			Dollars		Dollars	Dollars			Dollars			
Subcontractors.....	16,868,081	1,171,724	99.0	6.9	33,007,310	95.8	All classes.....	22,107,662	2,830,071	100.0	12.8	58,461,959	74.2	
Steel erection.....	990,333	43,100	3.6	4.4	1,590,001	91.9	General contractors ².....	5,239,581	72,023	2.5	1.4	25,454,649	54.3	
Marble and tiling.....	1,430,151	2,843	.2	.2	3,573,230	98.1	Building.....	2,894,187	72,023	2.5	2.5	17,079,125	42.2	
Ornamental iron.....	1,445,249	1,126,281	95.1	77.0	2,426,629	97.1	Building not special- ized ².....	2,201,046	64,523	2.3	2.9	13,406,967	41.5	
							Residential building only.....	504,453	7,500	.3	1.5	2,901,873	45.1	
<i>Lumber, rough and finished</i>						<i>Plumbing and gas fitting equipment †</i>								
All classes.....	22,107,662	860,772	100.0	3.9	58,461,959	74.2	All classes.....	22,107,662	3,065,474	100.0	13.0	58,461,959	74.2	
General contractors ².....	5,239,581	621,639	72.3	11.9	25,454,649	54.3	General contractors ².....	5,239,581	43,774	1.4	.8	25,454,649	54.3	
Building.....	2,894,187	452,758	52.6	15.6	17,079,125	42.2	Building.....	2,894,187	30,578	1.0	1.1	17,079,125	42.2	
Building not special- ized ².....	2,201,046	366,163	41.4	16.2	13,406,967	41.5	Building not special- ized ².....	2,201,046	10,078	.3	.5	13,406,967	41.5	
Commercial building only.....	188,688	64,500	7.5	34.2	770,285	49.2	Residential building only.....	504,453	20,500	.7	4.1	2,901,873	45.1	
Residential building only.....	504,453	32,005	3.7	6.3	2,901,873	45.1	Waterworks.....	95,218	13,196	.4	13.9	2,569,897	100.0	
Bridge and culvert.....	15,641	1,377	.2	8.8	139,381	82.5	Subcontractors.....	16,868,081	3,021,700	98.6	17.9	33,007,310	95.8	
Street paving.....	1,332,346	567	.1	(³)	4,177,921	91.8	Electrical.....	593,071	300	(³)	.1	1,429,956	96.8	
Sewer, gas, water, con- duit.....	40,801	1,662	.2	4.1	131,286	96.6	Heating and plumbing.....	5,788,881	3,021,400	98.6	52.2	10,465,901	99.6	
Waterworks.....	95,218	1,127	.1	1.2	269,897	100.0	Plumbing.....	3,673,399	96,145	3.1	4.7	3,058,334	97.5	
Dredging, river, harbor, etc.....	54,091	22,663	2.6	41.4	355,680	98.2	Plumbing and heating combined.....	65,732	21,179	.7	32.2	152,055	94.8	
Railroad.....	232,780	16,900	1.8	6.8	1,023,581	97.0	Masonry.....	373,940	26	(³)	(³)	907,236	99.7	
Subway (other than buildings).....	551,608	125,885	14.6	22.8	2,164,227	85.0	Roofing and sheet-metal work.....	1,095,223	230,473	8.1	21.0	2,790,199	97.4	
							Sheet-metal work.....	571,660	230,473	8.1	40.3	1,558,329	90.3	
Subcontractors.....	16,868,081	238,833	27.7	1.4	33,007,310	95.8	<i>Electrical appliances and supplies</i>							
Carpentering and wood- flooring.....	285,467	225,650	26.2	79.0	854,574	96.4	All classes.....	22,107,662	617,415	100.0	2.8	58,461,959	74.2	
Electrical.....	593,071	234	(³)	(³)	1,429,956	99.6	General contractors ².....	5,239,581	13,620	2.2	.8	25,454,649	54.3	
Heating and plumbing.....	5,788,881	537	.1	(³)	10,465,901	96.8	Building.....	2,894,187	13,620	2.2	.5	17,079,125	42.2	
Plumbing.....	3,673,399	537	.1	(³)	6,655,512	96.7	Building not special- ized ².....	2,201,046	5,562	.9	.3	13,406,967	41.5	
Masonry.....	373,940	200	(³)	.1	907,236	99.7	Residential building only.....	504,453	8,058	1.3	1.6	2,901,873	45.1	
Painting and decorating.....	276,552	200	(³)	.1	1,275,383	96.0	Subcontractors.....	16,868,081	603,795	97.8	3.6	33,007,310	95.8	
Marble and tiling.....	1,430,151	235	(³)	(³)	3,573,230	98.1	Electrical.....	593,071	589,065	95.4	99.3	1,429,956	99.6	
Foundation.....	12,268	11,708	1.4	95.0	33,975	100.0	Heating and plumbing.....	5,788,881	14,730	2.4	.3	10,465,901	96.8	
							Plumbing.....	3,673,399	2,888,884	94.2	78.6	6,655,512	96.7	
							Plumbing and heating combined.....	65,732	36,371	1.2	55.3	152,055	94.8	
<i>Paints, varnishes, glass</i>						<i>Elevators, dumb-waiters, and equipment *</i>								
All classes.....	22,107,662	371,727	100.0	1.7	58,461,959	74.2	All classes.....	22,107,662	3,183,280	100.0	14.4	58,461,959	74.2	
General contractors ².....	5,239,581	23,893	6.4	.5	25,454,649	54.3	General contractors.....	5,106,264	2,204	.1	(³)	25,039,916	62.1	
Building.....	2,894,187	23,093	6.4	.8	17,079,125	42.2	Building.....	2,760,870	2,095	.1	.1	16,664,391	50.3	
Building not special- ized ².....	2,201,046	14,142	3.8	.6	13,406,967	41.5	Building not special- ized ².....	2,067,729	2,000	.1	.1	12,992,233	51.1	
Commercial building only.....	188,688	2,351	.6	1.2	770,285	49.2	Residential building only.....	504,453	95	(³)	(³)	2,901,873	45.1	
Residential building only.....	504,453	7,200	1.9	1.4	2,901,873	45.1	Street paving.....	1,332,346	109	(³)	(³)	4,177,921	91.6	
Railroad.....	232,780	200	.1	.1	1,023,581	97.0	Subcontractors.....	16,868,081	3,181,076	99.9	18.9	33,007,310	95.8	
Subcontractors.....	16,868,081	347,834	93.6	2.1	33,007,310	95.8	Elevator construction.....	3,208,986	3,180,278	99.9	99.1	4,388,497	99.8	
Carpentering and wood- flooring.....	285,467	18,911	6.1	6.6	854,574	96.4	Masonry.....	373,940	800	(³)	.2	907,236	99.7	
Electrical.....	593,071	370	.1	.1	1,429,956	99.6	<i>Pipe: Cast-iron, sheet and tube steel, etc.</i>							
Heating and plumbing.....	5,788,881	1,600	.4	(³)	10,465,901	96.8	All classes.....	22,107,662	335,103	100.0	1.5	58,461,959	74.2	
Plumbing.....	3,673,399	1,600	.4	(³)	6,655,512	96.7	General contractors.....	5,106,264	112,684	33.6	2.2	26,039,916	62.1	
Painting and decorating.....	276,552	276,233	74.3	99.9	1,275,383	96.0	Building.....	2,760,870	5,850	1.7	.2	16,664,391	50.3	
Glass and glazing.....	49,357	49,357	13.3	100.0	82,438	100.0	Building not special- ized ².....	2,067,729	3,000	.9	.1	12,992,233	51.1	
Steel erection.....	990,333	69	(³)	.1	1,590,001	91.9	Residential building only.....	504,453	2,850	.9	.6	2,901,873	45.1	
Ornamental iron.....	1,445,249	1,294	.3	.1	2,426,629	97.1	Bridge and culvert.....	15,641	2,808	.8	18.0	139,381	82.5	
							<i>Roofing and sheet metal combined.....</i>							

See footnotes at end of table.

TABLE 10.—COMPARISON OF COST OF DESIGNATED MATERIALS FURNISHED AND USED BY REPORTING ESTABLISHMENTS DURING 1929, WITH COST OF MATERIALS AND VALUE OF CONSTRUCTION BUSINESS—Continued

[Based exclusively upon reports of establishments which gave the distributed cost of materials]

KIND OF MATERIAL AND CLASSIFICATION OF ESTABLISHMENTS	COST OF DESIGNATED MATERIAL					Value of construction business	Indicated per cent of all business done by own force ¹	KIND OF MATERIAL AND CLASSIFICATION OF ESTABLISHMENTS	COST OF DESIGNATED MATERIAL					Value of construction business	Indicated per cent of all business done by own force ¹
	Cost of all materials distributed by kind	Amount	Per cent of—		Dollars				Cost of all materials distributed by kind	Amount	Per cent of—		Dollars		
			Total cost	Cost of all distributed materials							Total cost	Cost of all distributed materials			
BROOKLYN BOROUGH—Continued							MANHATTAN BOROUGH—Continued								
<i>Pipe, cast-iron, sheet and tube steel, etc.—Continued</i>							<i>Brick (face, common, fire, paving, etc.)—Con.</i>								
<i>General contractors—Con.</i>							<i>General contractors—Con. Building—Continued</i>								
Street paving	1,332,346	3,170	0.0	0.2	4,177,021	91.6	Manufacturing building only	Dollars	Dollars	1.1	74.0	Dollars	404,952	51.4	
Sewer, gas, water, conduit	40,891	16,830	5.0	41.2	131,280	96.6	Residential building only	98,934	74,154			14,507,713	35.8		
Waterworks	95,218	75,185	22.4	79.0	259,807	100.0	Highway	1,639,365	181,417	2.8	11.1	1,948,673	92.7		
Dredging, river, harbor, etc.	54,091	501	.1	.9	385,680	98.2	Bridge and culvert	808,892	1,700	(2)	.2	9,163,559	78.4		
Subway (other than buildings)	551,508	8,340	2.5	1.5	2,104,527	85.0	Grading	2,200,815	155	(3)	(3)	161,622	78.3		
Subcontractors	16,868,081	222,419	66.4	1.3	33,007,310	95.8	Street paving	40,812	272	(3)	.7	8,416,405	84.0		
Electrical	693,071	1,875	.6	.3	1,429,956	90.0	Sewer, gas, water, conduit	2,310,590	1,000	(3)	(3)	5,268,934	94.0		
Heating and plumbing	5,788,881	179,944	53.7	3.1	10,405,001	96.8	Waterworks	1,362,407	11,314	.2	.8	4,191,290	95.7		
Heating and piping	2,049,750	69,597	19.9	3.2	3,058,334	97.5	Railroad	1,998,968	12,817	.2	.6	4,844,233	90.4		
Plumbing	3,073,399	109,847	32.8	3.0	6,056,512	96.7	Subway (other than buildings)	1,028,900	742	(3)	.1	34,189,232	92.5		
Plumbing and heating combined	65,732	3,500	1.0	5.3	152,055	94.8	Subcontractors	11,278,553	60,781	.9	.5	194,339,844	94.3		
Ornamental iron	1,445,249	40,000	12.1	2.8	2,426,029	97.1	Concrete	80,931,021	2,508,858	38.8	3.1	15,497,658	94.8		
MANHATTAN BOROUGH							MANHATTAN BOROUGH								
<i>Sand, gravel, stone, slag, cinders, etc.</i>							<i>Tile, facing, terra cotta, floor, and wall</i>								
All classes	124,024,078	7,647,778	100.0	6.1	509,717,240	64.2	All classes	124,024,078	3,831,445	100.0	3.1	509,717,240	64.2		
General contractors ²	43,993,057	5,131,181	67.1	11.7	816,377,405	50.9	General contractors ²	43,993,057	848,778	22.2	1.9	816,377,405	50.9		
Building	20,096,774	2,015,458	26.4	0.7	239,485,388	36.3	Building	20,096,774	840,952	21.9	4.1	239,485,388	36.3		
Building not specialized ²	18,004,522	1,878,041	24.0	10.4	216,482,297	35.7	Building not specialized ²	18,004,522	551,230	14.4	3.1	216,482,297	35.7		
Commercial building only	953,903	93,895	.8	6.7	8,000,426	48.3	Commercial building only	953,903	62,136	1.6	6.5	8,000,426	48.3		
Manufacturing building only	98,984	6,480	.1	6.6	404,952	51.4	Residential building only	1,639,365	227,536	5.9	13.9	14,507,713	35.8		
Residential building only	1,030,305	67,036	.9	4.1	14,507,713	35.8	Dredging, river, harbor, etc.	1,909,170	7,000	.2	.4	6,049,320	91.0		
Highway	808,892	85,938	1.1	10.6	1,948,673	92.7	Subway (other than buildings)	11,278,553	826	(3)	(3)	34,189,232	92.5		
Bridge and culvert	2,260,815	327,354	4.3	14.5	9,163,559	78.4	Subcontractors	80,931,021	2,932,667	77.8	3.7	194,339,844	94.3		
Grading	40,812	12,899	.2	31.6	151,622	78.3	Carpentering and wood flooring	944,776	2,123	.1	.2	3,364,415	89.8		
Street paving	2,310,590	989,034	12.9	42.7	8,416,405	84.9	Heating and plumbing	26,207,003	2,650	.1	(3)	54,648,183	93.7		
Sewer, gas, water, conduit	1,362,407	224,072	2.9	16.4	5,298,934	94.0	Plumbing	16,355,386	2,560	.1	(3)	29,573,801	97.4		
Dam and reservoir	18,600	6,000	.1	32.4	50,000	98.0	Plumbing and heating combined	375,113	100	(3)	(3)	706,034	99.6		
Waterworks	1,998,968	37,244	.5	1.9	4,191,290	95.7	Masonry	3,343,678	62,443	1.9	1.9	8,899,395	96.7		
Dredging, river, harbor, etc.	1,909,170	129,754	1.7	6.8	6,049,320	91.0	Roofing and sheet-metal work	1,856,570	15,510	.4	.8	5,615,355	95.6		
Railroad	1,028,900	274,980	3.6	26.7	4,344,233	90.4	Roofing	1,345,446	15,510	.4	1.2	3,906,367	96.8		
Subway (other than buildings)	11,278,553	1,018,938	13.3	9.0	34,189,232	92.5	Marble and tiling	4,402,534	2,899,941	75.7	65.9	10,604,823	99.6		
Radio tower, etc.	58,345	9,510	.1	16.3	200,857	75.1	All classes	124,024,078	2,789,374	100.0	2.2	509,717,240	64.2		
Subcontractors	80,931,021	2,516,597	32.0	3.1	194,339,844	94.3	General contractors ²	43,993,057	1,113,833	39.9	2.5	816,377,405	50.9		
Carpentering and wood flooring	944,776	17,780	.2	1.9	3,364,415	89.8	Building	20,096,774	391,695	14.0	1.9	239,485,388	36.3		
Concrete	5,763,539	1,814,767	23.7	31.5	15,497,658	94.8	Building not specialized ²	18,004,522	345,011	12.4	1.9	216,482,297	35.7		
Elevator construction	9,378,460	150	(3)	(3)	15,179,649	96.5	Commercial building only	953,903	8,097	.3	.8	8,000,426	48.3		
Heating and plumbing	26,207,003	2,322	(3)	(3)	54,648,183	93.7	Residential building only	1,639,365	38,397	1.4	2.9	14,507,713	35.8		
Heating and piping	8,711,393	793	(3)	(3)	20,205,447	87.4	Highway	808,892	417	(3)	.1	1,948,673	92.7		
Plumbing	16,355,386	1,429	(3)	(3)	29,573,801	97.4	Bridge and culvert	2,260,815	250,000	9.0	11.1	9,163,559	78.4		
Plumbing and heating combined	375,113	100	(3)	(3)	706,034	99.6	Street paving	427,190	15.3	18.4	8,416,405	84.9			
Masonry	3,343,678	136,761	1.8	4.1	8,899,395	96.7	Sewer, gas, water, conduit	1,362,407	7,440	.3	.5	5,268,934	94.0		
Roofing and sheet-metal work	1,856,570	9,936	.1	.5	5,615,355	95.0	Waterworks	1,998,968	2,481	.1	.1	4,191,290	95.7		
Roofing	1,345,446	9,398	.1	.7	3,906,367	96.8	Dredging, river, harbor, etc.	1,909,170	24,000	.9	1.3	6,049,320	91.0		
Sheet-metal work	280,044	50	(3)	(3)	903,677	92.7	Railroad	1,028,900	3,204	.1	.3	4,344,233	90.4		
Roofing and sheet-metal combined	250,480	488	(3)	.2	805,311	92.9	Foundation	8,000	5,000	.2	62.5	167,112	35.3		
Steel erection	9,016,750	10	(3)	(3)	13,132,092	99.5	Subway (other than buildings)	11,278,553	2,590	.1	(3)	34,189,232	92.5		
Stonework	1,026,439	1,654	(3)	.2	1,621,877	98.3									
Marble and tiling	4,402,534	84,036	1.1	1.9	10,604,823	99.6									
Excavating	195,696	48,766	.0	24.9	4,798,367	85.4									
Foundation	493,030	84,316	1.1	17.1	1,907,172	81.1									
<i>Brick (face, common, fire, paving, etc.)</i>							<i>Cut stone, granite and marble</i>								
All classes	124,024,078	6,463,599	100.0	5.2	509,717,240	64.2	All classes	124,024,078	2,789,374	100.0	2.2	509,717,240	64.2		
General contractors ²	43,993,057	3,954,741	61.2	9.0	816,377,405	50.9	General contractors ²	43,993,057	1,113,833	39.9	2.5	816,377,405	50.9		
Building	20,096,774	3,805,054	59.8	18.7	239,485,388	36.3	Building	20,096,774	391,695	14.0	1.9	239,485,388	36.3		
Building not specialized ²	18,004,522	3,561,237	55.1	19.8	216,482,297	35.7	Building not specialized ²	18,004,522	345,011	12.4	1.9	216,482,297	35.7		
Commercial building only	953,903	49,146	.8	5.2	8,000,426	48.3	Commercial building only	953,903	8,097	.3	.8	8,000,426	48.3		

See footnotes at end of table.

TABLE 10.—COMPARISON OF COST OF DESIGNATED MATERIALS FURNISHED AND USED BY REPORTING ESTABLISHMENTS DURING 1929, WITH COST OF MATERIALS AND VALUE OF CONSTRUCTION BUSINESS—Continued

[Based exclusively upon reports of establishments which gave the distributed cost of materials]

KIND OF MATERIAL AND CLASSIFICATION OF ESTABLISHMENTS	Cost of all materials distributed by kind	COST OF DESIGNATED MATERIAL		Value of construction business	Indicated per cent of all business done by own force 1	KIND OF MATERIAL AND CLASSIFICATION OF ESTABLISHMENTS	Cost of all materials distributed by kind	COST OF DESIGNATED MATERIAL		Value of construction business	Indicated per cent of all business done by own force 1		
		Amount	Per cent of—					Amount	Per cent of—				
			Total cost						Cost of all distributed materials			Total cost	Cost of all distributed materials
MANHATTAN BOROUGH—Continued													
<i>Cut stone, granite and marble—Continued</i>													
	Dollars	Dollars		Dollars			Dollars	Dollars		Dollars			
Subcontractors.....	\$ 80,931,021	1,675,541	60.1	194,339,844	94.3	Subcontractors—Con.	3,343,678	13,064	0.1	8,809,395	96.7		
Carpentering and wood flooring.....	944,776	6,154	.2	3,364,415	89.8	Steel erection.....	9,016,750	8,967,758	59.7	13,132,622	99.5		
Concreting.....	5,763,539	18,000	.6	15,497,658	94.8	Marble and tiling.....	4,402,534	2,000	(*)	10,604,823	99.6		
Masonry.....	3,343,678	10,590	.4	8,899,395	96.7	Ornamental iron.....	1,049,038	157,945	1.1	2,200,152	92.7		
Stonework.....	1,026,439	967,980	34.7	1,621,877	98.3	Dredging, river, harbor, etc.....	143,730	60,210	.4	441,154	97.7		
Marble and tiling.....	4,402,534	672,805	24.1	10,604,823	99.0								
<i>Cement</i>													
All classes.....	124,924,078	7,701,561	100.0	509,717,249	64.2	Reinforcing steel							
General contractors 2.....	43,993,057	5,171,582	67.1	315,377,405	50.9	All classes.....	124,024,078	2,189,071	100.0	509,717,249	64.2		
Building.....	20,696,774	2,613,533	33.9	239,485,388	36.3	General contractors.....	43,993,057	1,287,070	58.8	309,934,593	52.9		
Building not specialized 2.....	18,004,522	2,408,384	31.3	216,482,297	35.7	Building.....	20,203,756	906,312	41.4	224,042,676	38.1		
Commercial building only.....	953,903	68,525	.9	8,090,426	48.3	Building not specialized.....	17,511,504	884,564	40.4	201,039,486	37.7		
Manufacturing building only.....	98,984	11,748	.2	404,952	51.4	Commercial building only.....	953,903	6,479	.3	8,000,426	48.3		
Residential building only.....	1,639,365	124,870	1.6	14,507,713	35.8	Residential building only.....	1,639,365	15,299	.7	14,507,713	35.8		
Highway.....	808,892	232,055	3.0	1,948,673	62.7	Highway.....	808,892	25,098	1.1	1,948,673	62.7		
Bridge and culvert.....	2,260,815	441,897	5.7	9,163,559	78.4	Bridge and culvert.....	2,260,815	129,092	5.9	9,163,559	78.4		
Grading.....	40,812	2,590	(*)	151,022	78.3	Grading.....	40,812	2,278	.1	151,022	78.3		
Street paving.....	2,316,596	329,190	4.3	8,416,465	84.0	Sewer, gas, water, conduit.....	1,362,407	12,543	.6	5,268,934	94.0		
Sewer, gas, water, conduit.....	1,362,407	156,898	2.0	5,268,934	94.0	Dam and reservoir.....	18,500	1,000	(*)	50,000	98.0		
Dam and reservoir.....	18,500	7,500	.1	50,000	98.0	Waterworks.....	1,998,968	1,277	.1	4,191,290	95.7		
Waterworks.....	1,998,968	39,694	.5	4,191,290	95.7	Dredging, river, harbor, etc.....	1,909,170	30,581	1.4	6,049,320	91.0		
Dredging, river, harbor, etc.....	1,909,170	127,966	1.7	6,049,320	91.0	Railroad.....	1,028,990	42,819	2.0	4,344,233	90.4		
Railroad.....	1,028,990	297,247	3.5	4,344,233	90.4	Subway (other than buildings).....	11,278,553	136,070	6.2	34,189,232	92.5		
Foundation.....	8,000	3,000	(*)	167,112	35.3	Subcontractors.....	80,931,021	902,601	41.2	194,339,844	94.3		
Subway (other than buildings).....	11,278,553	950,272	12.3	34,189,232	92.5	Carpentering and wood flooring.....	944,776	46,060	2.1	3,364,415	89.8		
Subcontractors.....	80,931,021	2,529,979	32.9	194,339,844	94.3	Concreting.....	5,763,539	791,657	36.1	15,497,658	94.8		
Carpentering and wood flooring.....	944,776	34,814	.5	3,364,415	89.8	Masonry.....	3,343,678	14,217	.6	8,809,395	96.7		
Concreting.....	5,763,539	2,027,504	26.3	15,497,658	94.8	Painting and decorating.....	2,188,673	77	(*)	10,652,033	96.0		
Electrical.....	10,790,065	100	(*)	28,143,954	99.7	Plastering and lathing.....	2,720,512	9,328	.4	14,477,394	92.2		
Heating and plumbing.....	26,207,003	549	(*)	54,648,183	93.7	Steel erection.....	9,016,750	14,434	.7	13,132,622	99.5		
Heating and piping.....	8,711,393	200	(*)	20,205,447	87.4	Marble and tiling.....	4,402,534	4,626	.2	10,604,823	99.6		
Plumbing.....	15,355,386	149	(*)	29,573,801	97.4	Excavating.....	105,696	4,234	2.2	4,798,367	85.4		
Plumbing and heating combined.....	375,113	200	(*)	766,034	99.6	Ornamental iron.....	1,049,038	1,097	.1	2,200,152	92.7		
Masonry.....	3,343,678	189,038	2.5	8,899,395	96.7	Foundation.....	493,030	16,471	.8	1,007,172	81.1		
Painting and decorating.....	2,188,673	1,320	(*)	10,652,033	96.9								
Plastering and lathing.....	2,720,512	82,350	1.1	14,477,394	92.2	All classes.....	124,924,078	3,039,570	100.0	509,717,249	64.2		
Roofing and sheet-metal work.....	1,856,570	1,566	(*)	5,615,355	95.6	General contractors 2.....	43,993,057	2,893,059	95.3	315,377,405	50.9		
Roofing.....	1,345,446	1,566	(*)	3,906,327	96.8	Building.....	20,696,774	70,887	2.3	239,485,388	36.3		
Stonework.....	1,026,439	4,227	.1	1,621,877	98.3	Building not specialized 2.....	18,004,522	32,386	1.1	216,482,297	35.7		
Marble and tiling.....	4,402,534	92,086	1.2	10,604,823	99.6	Commercial building only.....	953,903	3,609	.1	8,000,426	48.3		
Excavating.....	105,696	15,477	2.2	4,798,367	85.4	Manufacturing building only.....	98,984	1,162	(*)	404,952	51.4		
Foundation.....	493,030	80,968	1.1	1,907,172	81.1	Residential building only.....	1,639,365	33,730	1.1	14,507,713	35.8		
<i>Structural steel *</i>													
All classes.....	124,924,078	15,013,641	100.0	509,717,249	64.2	Highway.....	808,892	1,102	(*)	1,948,673	62.7		
General contractors 2.....	43,993,057	5,798,599	38.6	315,377,405	50.9	Bridge and culvert.....	2,260,815	16,223	.5	9,163,559	78.4		
Building.....	20,696,774	2,072,841	13.8	239,485,388	36.3	Grading.....	40,812	848	(*)	151,022	78.3		
Building not specialized 2.....	18,004,522	2,036,424	13.6	216,482,297	35.7	Sewer, gas, water, conduit.....	1,362,407	36,788	1.2	5,268,934	94.0		
Commercial building only.....	953,903	9,948	.1	8,090,426	48.3	Waterworks.....	1,998,968	500	(*)	4,191,290	95.7		
Residential building only.....	1,639,365	26,469	.2	14,507,713	35.8	Dredging, river, harbor, etc.....	1,909,170	14,908	.5	6,049,320	91.0		
Highway.....	808,892	117,974	8.5	1,948,673	62.7	Railroad.....	1,028,990	5,860	.2	4,344,233	90.4		
Bridge and culvert.....	2,260,815	117,974	8.5	9,163,559	78.4	Central station, light and power plant.....	206,235	12,027	.4	1,090,780	77.7		
Street paving.....	2,316,596	400	(*)	8,416,465	84.9	Subway (other than buildings).....	11,278,553	2,734,426	90.0	34,189,232	92.5		
Sewer, gas, water, conduit.....	1,362,407	33,155	.2	5,268,934	94.0	Subcontractors.....	80,931,021	143,511	4.7	194,339,844	94.3		
Waterworks.....	1,998,968	30,016	.2	4,191,290	95.7	Carpentering and wood flooring.....	944,776	66,172	2.2	3,364,415	89.8		
Dredging, river, harbor, etc.....	1,909,170	27,100	.2	6,049,320	91.0	Elevator construction.....	9,378,460	3,228	(*)	15,479,649	96.5		
Railroad.....	1,028,990	114,143	.8	4,344,233	90.4	Heating and plumbing.....	26,207,003	1,057	(*)	54,648,183	93.7		
Subway (other than buildings).....	11,278,553	3,389,696	22.6	34,189,232	92.5	Plumbing.....	15,355,386	1,287	(*)	29,573,801	97.4		
Radio tower, etc.....	58,345	12,374	.1	260,857	75.1	Masonry.....	3,343,678	7,787	.3	8,899,395	96.7		
Subcontractors.....	80,931,021	9,215,042	61.4	194,339,844	94.3	Painting and decorating.....	2,188,673	2,977	.1	10,652,033	96.0		
Concreting.....	5,763,539	2,000	(*)	15,497,658	94.8	Roofing and sheet-metal work.....	1,856,570	115	(*)	5,615,355	95.6		
Elevator construction.....	9,378,460	6,898	(*)	15,179,649	96.5	Roofing and sheet-metal combined.....	260,480	115	(*)	805,311	92.9		
Heating and plumbing.....	26,207,003	667	(*)	54,648,183	93.7	Ornamental iron.....	1,049,038	34,600	1.1	2,200,152	92.7		
Heating and piping.....	8,711,393	227	(*)	20,205,447	87.4	Dredging, river, harbor, etc.....	143,730	27,675	.9	441,154	97.7		
Plumbing.....	15,355,386	440	(*)	29,573,801	97.4								

See footnotes at end of table.

TABLE 10.—COMPARISON OF COST OF DESIGNATED MATERIALS FURNISHED AND USED BY REPORTING ESTABLISHMENTS DURING 1929, WITH COST OF MATERIALS AND VALUE OF CONSTRUCTION BUSINESS—Continued

[Based exclusively upon reports of establishments which gave the distributed cost of materials]

KIND OF MATERIAL AND CLASSIFICATION OF ESTABLISHMENTS	COST OF DESIGNATED MATERIAL					Value of construction business	Indicated per cent of all business done by own force 1	KIND OF MATERIAL AND CLASSIFICATION OF ESTABLISHMENTS	COST OF DESIGNATED MATERIAL					Value of construction business	Indicated per cent of all business done by own force 1	
	Cost of all materials distributed by kind	Per cent of—			Value of construction business				Cost of all materials distributed by kind	Per cent of—			Value of construction business			Indicated per cent of all business done by own force 1
		Amount	Total cost	Cost of all distributed materials						Amount	Total cost	Cost of all distributed materials				
MANHATTAN BOROUGH—Continued								MANHATTAN BOROUGH—Continued								
<i>Lumber, rough and finished</i>								<i>Paints, varnishes, glass—Continued</i>								
All classes	Dollars 124,924,078	Dollars 6,871,824	100.0	5.6	Dollars 509,717,249	64.2		Subcontractors—Continued	Dollars 2,138,673	Dollars 2,146,377	69.8	98.1	Dollars 10,652,033	96.9		
General contractors 2	43,993,067	5,002,486	81.5	12.7	* 315,377,405	59.9		Painting and decorating	665,076	600,976	21.6	99.2	1,398,845	90.7		
Building	20,696,774	2,841,535	41.4	13.7	239,485,388	36.3		Glass and glazing	2,720,512	1,700	.1	.1	14,477,334	92.2		
Building not specialized 2	18,004,522	2,202,535	32.1	12.2	216,482,297	35.7		Plastering and lathing	1,856,570	5,197	.2	.3	* 5,615,355	95.6		
Commercial building only	953,903	383,672	5.6	40.2	8,090,426	48.3		Roofing and sheet-metal work	260,644	100	(3)	(3)	903,677	92.7		
Manufacturing building only	98,984	1,026	(3)	1.0	404,052	51.4		Sheet-metal work	250,480	5,007	.2	2.0	805,311	92.9		
Residential building only	1,639,365	254,302	3.7	15.5	14,507,713	35.8		Roofing and sheet-metal combined	9,016,750	23,030	.7	.3	13,132,692	99.5		
Highway	808,892	4,862	.1	.0	1,048,073	92.7		Steel erection	1,026,439	8,101	.3	.8	1,621,877	98.3		
Bridge and culvert	2,260,815	315,062	4.6	13.9	9,163,550	78.4		Stone work	4,402,534	3,282	.1	.1	10,604,823	99.6		
Grading	40,812	695	(3)	1.7	151,622	78.3		Marble and tiling	1,040,038	0,185	.2	.6	2,200,150	92.7		
Sewer, gas, water, conduit	1,362,407	145,226	2.1	10.7	5,298,934	94.0		Ornamental iron	143,730	4,250	.1	3.0	441,154	97.7		
Dam and reservoir	18,500	3,500	.1	18.9	50,000	98.0		Dredging, river, harbor, etc.	532,722	15,000	.5	2.8	1,220,579	100.0		
Waterworks	1,998,968	34,168	.5	1.7	4,191,290	95.7										
Dredging, river, harbor, etc.	1,900,170	628,456	9.1	32.9	6,049,320	91.0		<i>Roofing and sheet metal</i>								
Railroad	1,028,900	110,148	1.7	10.7	4,344,233	90.4		All classes	124,924,078	2,253,393	100.0	1.8	509,717,249	64.2		
Subway (other than buildings)	11,278,553	1,515,332	22.1	13.4	34,189,232	92.5		General contractors 2	43,993,067	108,466	4.8	.2	* 315,377,405	59.9		
Radio tower, etc.	58,345	8,512	.1	6.0	200,857	75.1		Building	20,696,774	102,566	4.6	.5	239,485,388	36.3		
								Building not specialized 2	18,004,522	70,978	3.5	.4	216,482,297	35.7		
Subcontractors	80,931,021	1,260,338	18.5	1.6	* 194,330,844	94.3		Commercial building only	953,903	1,100	(3)	.1	8,000,426	48.3		
Carpentering and wood flooring	944,776	617,651	9.0	65.4	3,364,415	89.8		Residential building only	1,639,365	21,487	1.0	1.3	14,507,713	35.8		
Concreting	5,763,539	508,060	7.3	3.7	15,497,658	94.8		Waterworks	1,998,968	3,430	.2	.2	4,191,290	95.7		
Electrical	10,790,065	300	(3)	(3)	28,143,954	99.7		Dredging, river, harbor, etc.	1,900,170	425	(3)	(3)	6,049,320	91.0		
Elevator construction	9,378,460	988	(3)	(3)	15,179,649	99.5		Subway (other than buildings)	11,278,553	1,851	.1	(3)	34,189,232	92.5		
Heating and plumbing	26,207,003	2,550	(3)	(3)	* 54,648,183	93.7		Radio tower, etc.	58,345	189	(3)	.3	260,857	75.1		
Heating and piping	8,711,393	2,354	(3)	(3)	20,205,447	87.4										
Plumbing	16,355,387	102	(3)	(3)	29,573,801	97.4		Subcontractors	80,931,021	2,144,027	95.2	2.7	* 194,330,844	94.3		
Plumbing and heating combined	375,113	100	(3)	(3)	766,034	90.0		Carpentering and wood flooring	944,776	6,000	.3	.0	3,364,415	89.8		
Masonry	3,343,678	14,197	.2	.4	8,899,395	96.7		Electrical	10,790,065	1,000	(3)	(3)	28,143,954	99.7		
Painting and decorating	2,188,673	7,031	.1	.3	10,652,033	96.9		Heating and plumbing	26,207,003	727,806	32.3	2.8	* 54,648,183	93.7		
Plastering and lathing	2,720,512	4,569	.1	.2	14,477,334	92.2		Heating and piping	8,711,393	682,009	30.3	7.8	20,205,447	87.4		
Roofing and sheet-metal work	1,856,570	21,868	.3	1.2	* 5,615,355	95.6		Plumbing	16,355,388	41,078	1.8	.3	29,573,801	97.4		
Roofing and sheet-metal combined	1,345,446	21,042	.3	1.6	3,906,367	96.8		Plumbing and heating combined	375,113	4,818	.2	1.3	766,034	90.0		
Steel erection	250,480	826	(3)	.3	805,311	92.9		Painting and decorating	2,188,673	610	(3)	(3)	10,652,033	96.9		
Stonework	9,016,750	100	(3)	(3)	13,132,692	99.5		Roofing and sheet-metal work	1,856,570	1,395,904	61.9	75.2	5,615,355	95.6		
Marble and tiling	1,026,439	959	(3)	.1	1,621,877	98.3		Roofing	1,345,446	973,740	43.2	72.4	3,906,367	96.8		
Excavating	4,402,534	1,137	(3)	.1	10,604,823	99.6		Sheet-metal work	200,644	186,619	8.3	71.0	903,677	92.7		
Ornamental iron	196,696	69,011	1.0	35.3	4,788,367	85.4		Roofing and sheet-metal combined	250,480	235,605	10.5	94.1	805,311	92.9		
Dredging, river, harbor, etc.	1,040,038	1,600	(3)	.2	2,200,150	92.7		Dredging, river, harbor, etc.	143,730	13,457	.6	9.4	441,154	97.7		
Foundation	493,930	22,177	.3	4.5	1,907,172	81.1										
								<i>Heating and ventilating equipment*</i>								
<i>Paints, varnishes, glass</i>								All classes	124,924,078	10,022,383	100.0	8.7	509,717,249	64.2		
All classes	124,924,078	3,074,802	100.0	2.5	509,717,249	64.2		General contractors 2	43,993,067	168,302	1.5	.4	* 315,377,405	59.9		
General contractors 2	43,993,067	109,566	5.5	.4	* 315,377,405	59.9		Building	20,696,774	154,788	1.4	.7	239,485,388	36.3		
Building	20,696,774	149,622	4.9	.7	239,485,388	36.3		Building not specialized 2	18,004,522	126,702	1.2	.7	216,482,297	35.7		
Building not specialized 2	18,004,522	109,661	3.0	.6	216,482,297	35.7		Commercial building only	953,903	10,000	.1	1.0	8,000,426	48.3		
Commercial building only	953,903	27,197	.9	2.9	8,090,426	48.3		Residential building only	1,639,365	18,086	.2	1.1	14,507,713	35.8		
Manufacturing building only	98,984	12,764	.4	.8	14,507,713	35.8		Waterworks	1,998,968	8,216	.1	.4	4,191,290	95.7		
Residential building only	1,639,365	615	(3)	(3)	9,163,550	78.4		Central station, light and power plant	206,235	5,388	(3)	2.6	1,000,780	77.7		
Highway	2,260,815	31	(3)	.1	151,622	78.3										
Grading	40,812	31	(3)	.1	151,622	78.3		Subcontractors	80,931,021	10,763,991	98.5	13.3	* 194,330,844	94.3		
Waterworks	1,998,968	4,502	.1	.2	4,191,290	95.7		Electrical	10,790,065	147,045	1.3	1.4	28,143,954	99.7		
Dredging, river, harbor, etc.	1,900,170	4,570	.1	.2	6,049,320	91.0		Elevator construction	9,378,460	50,000	.5	.5	15,179,649	96.5		
Railroad	1,028,900	3,521	.1	.3	4,344,233	90.4		Heating and plumbing	26,207,003	10,534,818	96.5	40.2	* 54,648,183	93.7		
Subway (other than buildings)	11,278,553	5,973	.2	.1	34,189,232	92.5		Heating and piping	8,711,393	7,772,039	71.2	89.2	20,205,447	87.4		
Radio tower, etc.	58,345	732	(3)	1.3	200,857	75.1		Pipe covering	637,597	626,847	5.7	98.3	1,815,024	99.9		
								Plumbing	15,355,388	1,873,079	17.1	12.2	29,573,801	97.4		
Subcontractors	80,931,021	2,905,236	94.5	3.6	* 194,330,844	94.3		Plumbing and heating combined	375,113	85,455	.8	22.8	766,034	90.6		
Carpentering and wood flooring	944,776	10,624	.5	1.8	3,364,415	89.8		Automatic temperature control	177,401	177,401	1.6	100.0	600,908	100.0		
Concreting	5,763,539	11,962	.4	.2	15,497,658	94.8		Roofing and sheet-metal work	1,856,570	22,036	.2	1.2	* 5,615,355	95.6		
Electrical	10,790,065	250	(3)	(3)	28,143,954	99.7		Sheet-metal work	200,644	22,036	.2	8.5	903,677	92.7		
Elevator construction	9,378,460	374	(3)	(3)	15,179,649	99.5		Steel erection	9,016,750	92	(3)	.3	13,132,692	99.5		
Heating and plumbing	26,207,003	1,928	.1	(3)	* 54,648,183	93.7										
Heating and piping	8,711,393	500	(3)	(3)	20,205,447	87.4										
Plumbing	16,355,388	1,428	(3)	(3)	29,573,801	97.4										

See footnotes at end of table.

TABLE 10.—COMPARISON OF COST OF DESIGNATED MATERIALS FURNISHED AND USED BY REPORTING ESTABLISHMENTS DURING 1929, WITH COST OF MATERIALS AND VALUE OF CONSTRUCTION BUSINESS—Continued

[Based exclusively upon reports of establishments which gave the distributed cost of materials]

Table with columns for 'KIND OF MATERIAL AND CLASSIFICATION OF ESTABLISHMENTS', 'COST OF DESIGNATED MATERIAL' (Amount, Total cost, Cost of all distributed materials), 'Value of construction business', 'Indicated per cent of all business done by own force', and similar columns for a second set of data.

See footnotes at end of table.

TABLE 10.—COMPARISON OF COST OF DESIGNATED MATERIALS FURNISHED AND USED BY REPORTING ESTABLISHMENTS DURING 1929, WITH COST OF MATERIALS AND VALUE OF CONSTRUCTION BUSINESS—Continued

[Based exclusively upon reports of establishments which gave the distributed cost of materials]

KIND OF MATERIAL AND CLASSIFICATION OF ESTABLISHMENTS	Cost of all materials distributed by kind	COST OF DESIGNATED MATERIAL				Value of construction business	Indicated per cent of all business done by own force ¹	KIND OF MATERIAL AND CLASSIFICATION OF ESTABLISHMENTS	Cost of all materials distributed by kind	COST OF DESIGNATED MATERIAL				Value of construction business	Indicated per cent of all business done by own force ¹		
		Amount	Per cent of—		Amount					Total cost	Cost of all distributed materials	Amount	Per cent of—			Amount	
			Total cost	Cost of all distributed materials									Total cost				Cost of all distributed materials
QUEENS BOROUGH—Con. Sand, gravel, stone, slag, cinders, etc.—Contd.							QUEENS BOROUGH—Con. Cut stone, granite and marble—Continued										
			<i>Dollars</i>	<i>Dollars</i>				<i>Dollars</i>	<i>Dollars</i>				<i>Dollars</i>				
Subcontractors	\$13,643,524	207,468	21.2	2.0	\$29,516,722	93.2	Subcontractors	\$13,643,524	2,059,825	98.2	15.0	\$29,516,722	93.2				
Concreting	453,442	157,843	12.5	34.8	1,148,383	100.0	Roofing and sheet-metal work	483,313	1,208	.1	.2	\$1,246,266	94.5				
Masonry	178,164	21,084	1.7	11.8	350,055	100.0	Roofing	264,713	1,208	.1	.5	621,837	95.0				
Glass and glazing	149,000	2,000	.2	1.3	377,637	100.0	Stonework	250,220	125,706	6.0	48.5	1,303,877	94.2				
Plastering and lathing	156,882	16,408	1.3	10.5	670,671	89.8	Marble and tiling	2,418,954	1,913,321	91.7	79.1	5,047,710	97.3				
Marble and tiling	2,418,954	70,133	5.5	2.9	5,047,710	97.3	Flooring, n. e. s.	58,500	10,500	.5	17.9	207,000	100.0				
<i>Brick (face, common, fire, paving, etc.)</i>							<i>Cement</i>										
All classes	\$18,663,426	360,246	100.0	2.0	\$47,289,633	83.4	All classes	18,663,426	905,336	100.0	4.9	47,289,633	83.4				
General contractors	\$4,967,239	240,315	66.7	5.0	\$17,484,911	78.4	General contractors ²	\$5,010,002	654,427	72.3	13.0	\$17,772,911	68.5				
Building	1,137,083	202,774	54.9	17.8	4,760,607	59.9	Building	1,189,746	79,056	8.7	6.6	5,048,007	44.0				
Building not specialized	664,825	123,040	33.3	18.5	2,931,089	56.8	Building not specialized	717,488	55,222	6.2	7.8	3,219,089	36.3				
Commercial building only	201,488	51,384	13.9	25.5	860,965	68.3	Commercial building only	201,488	10,489	1.2	5.2	850,965	68.3				
Manufacturing building only	21,102	5,463	1.5	25.9	169,690	85.3	Manufacturing building only	21,102	6,477	.7	30.7	169,099	85.3				
Residential building only	249,668	22,878	6.2	9.2	198,854	59.2	Residential building only	249,668	6,308	.7	2.0	798,854	59.2				
Highway	473,932	4,727	1.3	1.0	1,200,940	99.1	Highway	473,932	112,187	12.4	23.7	1,200,940	99.1				
Street paving	570,099	5,818	1.6	1.0	1,750,026	86.6	Street paving	570,099	142,684	15.8	25.0	1,750,026	86.6				
Refuse disposal plant	87,411	6,217	1.7	7.1	301,570	69.0	Sewer, gas, water, conduit	778,556	91,000	10.1	11.7	1,928,538	92.5				
Subway (other than buildings)	1,894,052	26,779	7.3	1.4	7,462,921	91.0	Refuse disposal plant	87,411	1,207	.1	1.6	301,570	69.0				
Subcontractors	\$13,643,524	122,931	33.3	.9	\$29,516,722	93.2	Subcontractors	\$13,643,524	228,303	25.2	12.0	7,462,921	91.0				
Masonry	178,164	122,931	33.3	69.6	350,055	100.0	Masonry	178,164	250,909	27.7	1.8	\$29,516,722	93.2				
<i>Tile, facing, terra cotta, floor, and wall</i>							Concreting	453,442	199,746	22.1	44.1	1,148,383	100.0				
All classes	\$18,663,426	406,270	100.0	2.2	\$47,289,633	83.4	Masonry	178,164	28,849	3.3	16.8	350,055	100.0				
General contractors	\$4,967,239	33,525	8.3	.7	\$17,484,911	78.4	Glass and glazing	149,000	3,000	.3	2.0	377,637	100.0				
Building	1,137,083	33,452	8.2	2.9	4,760,607	59.9	Plastering and lathing	156,882	3,775	.4	2.4	670,671	89.8				
Building not specialized	664,825	23,325	5.7	3.5	2,931,089	56.8	Stonework	250,220	106	(?)	.1	1,303,877	94.2				
Commercial building only	201,488	185	(?)	.1	860,965	68.3	Marble and tiling	2,418,954	14,373	1.6	.6	5,047,710	97.3				
Manufacturing building only	21,102	2,959	.7	14.0	169,690	85.3	<i>Structural steel</i>										
Residential building only	249,668	6,983	1.7	2.8	798,854	59.2	All classes	\$18,663,426	1,412,345	100.0	7.6	\$47,289,633	83.4				
Refuse disposal plant	87,411	73	(?)	.1	301,570	69.9	General contractors	\$4,967,239	559,559	39.6	11.3	\$17,484,911	78.4				
Subcontractors	\$13,643,524	372,745	91.7	2.7	\$29,516,722	93.2	Building	\$4,137,083	29,754	1.5	1.8	\$4,760,607	59.9				
Plastering and lathing	156,882	140	(?)	.1	670,671	89.8	Building not specialized	664,825	20,195	1.4	3.0	2,931,089	56.8				
Roofing and sheet-metal work	483,313	9,000	2.2	1.9	\$1,246,266	94.5	Residential building only	249,668	559	(?)	.2	798,854	59.2				
Sheet-metal work	218,000	9,000	2.2	4.1	624,429	95.4	Highway	473,932	20,000	1.4	4.2	1,200,940	99.1				
Marble and tiling	2,418,954	303,539	89.5	15.0	5,047,710	97.3	Refuse disposal plant	87,411	6,478	.5	7.4	301,570	69.9				
<i>Concrete and cinder block</i>							Subway (other than buildings)	1,894,052	512,327	36.3	27.0	7,462,921	91.0				
All classes	\$18,663,426	392,755	100.0	2.1	\$47,289,633	83.4	Subcontractors	\$13,643,524	852,736	60.4	6.3	\$29,516,722	93.2				
General contractors	\$4,967,239	200,412	66.3	5.2	\$17,484,911	78.4	Steel erection	730,762	728,899	51.7	99.9	1,401,291	89.6				
Building	\$1,137,083	12,230	3.1	1.1	\$4,760,607	59.9	Highway	298,427	122,887	8.7	41.2	802,346	95.3				
Building not specialized	664,825	7,169	1.8	1.1	2,931,089	56.8	<i>Metal doors, windows, and trim</i>										
Commercial building only	201,488	1,374	.3	.7	860,965	68.3	All classes	\$18,663,426	232,045	100.0	1.2	\$47,289,633	83.4				
Manufacturing building only	21,102	2,959	.7	14.0	169,690	85.3	General contractors	\$4,967,239	7,152	3.1	.1	\$17,484,911	78.4				
Residential building only	249,668	6,983	1.7	2.8	798,854	59.2	Building	\$1,137,083	7,152	3.1	.6	\$4,760,607	59.9				
Refuse disposal plant	87,411	73	(?)	.1	301,570	69.9	Building not specialized	664,825	4,932	2.1	.7	2,931,089	56.8				
Subcontractors	\$13,643,524	372,745	91.7	2.7	\$29,516,722	93.2	Residential building only	249,668	2,220	1.0	.9	798,854	59.2				
Plastering and lathing	156,882	140	(?)	.1	670,671	89.8	Subcontractors	\$13,643,524	224,893	96.9	1.6	\$29,516,722	93.2				
Roofing and sheet-metal work	483,313	9,000	2.2	1.9	\$1,246,266	94.5	Carpentering and wood-flooring	494,598	270	.1	.1	1,129,786	74.2				
Sheet-metal work	218,000	9,000	2.2	4.1	624,429	95.4	Metal work, n. e. s.	224,614	224,614	96.8	100.0	259,859	98.0				
Marble and tiling	2,418,954	303,539	89.5	15.0	5,047,710	97.3	<i>Ornamental metal work*</i>										
<i>Concrete and cinder block</i>							All classes	\$18,663,426	1,050,798	100.0	5.8	\$47,289,633	83.4				
All classes	\$18,663,426	392,755	100.0	2.1	\$47,289,633	83.4	General contractors	\$4,967,239	594	.1	(?)	\$17,484,911	78.4				
General contractors	\$4,967,239	200,412	66.3	5.2	\$17,484,911	78.4	Building	\$1,137,083	594	.1	.1	\$4,760,607	59.9				
Building	\$1,137,083	12,230	3.1	1.1	\$4,760,607	59.9	Building not specialized	664,825	194	(?)	(?)	2,931,089	56.8				
Building not specialized	664,825	7,169	1.8	1.1	2,931,089	56.8	Residential building only	249,668	400	(?)	.2	798,854	59.2				
Commercial building only	201,488	1,374	.3	.7	860,965	68.3	Subcontractors	\$13,643,524	1,050,204	99.9	.7	\$29,516,722	93.2				
Manufacturing building only	21,102	2,959	.7	14.0	169,690	85.3	Plastering and lathing	156,882	1,127	.1	.7	670,671	89.8				
Residential building only	249,668	6,983	1.7	2.8	798,854	59.2	Roofing and sheet-metal work	483,313	48,655	4.6	10.1	1,246,266	94.5				
Refuse disposal plant	87,411	73	(?)	.1	301,570	69.9	Roofing	264,713	4,890	.4	1.7	621,837	95.0				
Subcontractors	\$13,643,524	132,343	33.7	1.0	\$29,516,722	93.2	Sheet-metal work	218,000	44,065	4.2	20.2	624,429	95.4				
Stonework	259,220	132,343	33.7	51.1	1,303,877	94.2	Ornamental iron	1,015,325	1,000,422	98.5	98.5	1,595,069	91.2				
<i>Cut stone, granite and marble*</i>																	
All classes	18,663,426	2,087,466	100.0	11.2	47,289,633	83.4											
General contractors	\$5,019,902	36,641	1.8	.7	\$17,772,911	68.5											
Building	\$1,189,746	25,867	1.2	2.2	\$5,048,607	44.0											
Building not specialized	717,488	25,107	1.2	3.5	3,219,089	36.3											
Residential building only	249,668	750	(?)	.3	798,854	59.2											
Street paving	570,099	10,462	.5	1.8	1,750,026	86.6											
Refuse disposal plant	87,411	322	(?)	.4	301,570	69.9											

See footnotes at end of table.

TABLE 10.—COMPARISON OF COST OF DESIGNATED MATERIALS FURNISHED AND USED BY REPORTING ESTABLISHMENTS DURING 1929, WITH COST OF MATERIALS AND VALUE OF CONSTRUCTION BUSINESS—Continued

[Based exclusively upon reports of establishments which gave the distributed cost of materials]

Table with multiple columns: KIND OF MATERIAL AND CLASSIFICATION OF ESTABLISHMENTS, Cost of all materials distributed by kind, COST OF DESIGNATED MATERIAL (Amount, Total cost, Percent of all distributed materials), Value of construction business, Indicated per cent of all business done by own force 1, KIND OF MATERIAL AND CLASSIFICATION OF ESTABLISHMENTS, Cost of all materials distributed by kind, COST OF DESIGNATED MATERIAL (Amount, Total cost, Percent of all distributed materials), Value of construction business, Indicated per cent of all business done by own force 1.

See footnotes at end of table.

TABLE 10.—COMPARISON OF COST OF DESIGNATED MATERIALS FURNISHED AND USED BY REPORTING ESTABLISHMENTS DURING 1929, WITH COST OF MATERIALS AND VALUE OF CONSTRUCTION BUSINESS—Continued

[Based exclusively upon reports of establishments which gave the distributed cost of materials]

KIND OF MATERIAL AND CLASSIFICATION OF ESTABLISHMENTS	Cost of all materials distributed by kind	COST OF DESIGNATED MATERIAL				Value of construction business	Indicated per cent of all business done by own force	KIND OF MATERIAL AND CLASSIFICATION OF ESTABLISHMENTS	Cost of all materials distributed by kind	COST OF DESIGNATED MATERIAL				Value of construction business	Indicated per cent of all business done by own force						
		Amount	Per cent of—		Amount					Total cost	Cost of all distributed materials	Amount	Per cent of—			Amount	Total cost	Cost of all distributed materials			
			Total cost	Cost of all distributed materials									Total cost						Cost of all distributed materials		
RICHMOND BOROUGH—Continued																					
<i>Sand, gravel, stone, slag, cinders, etc.—Continued</i>																					
General contractors—Con.	Dollars	Dollars			Dollars			Dollars	Dollars			Dollars									
Street paving	991,855	546,516	92.7	55.0	2,110,569	99.3	General contractors	1,650,840	28,092	100.0	1.7	3,887,101	88.1								
Dam and reservoir	28,187	14,000	2.4	49.7	120,297	62.5	General contractors	1,400,277	28,092	100.0	2.0	3,887,722	87.0								
Waterworks	142,791	8,903	1.5	6.2	316,231	98.1	Building	212,575	27,817	99.0	13.1	705,353	53.2								
Refuse disposal plant	12,897	1,700	.3	13.2	76,048	78.9	Building not specialized	119,852	20,900	74.4	17.4	406,941	53.8								
Subcontractors	259,563	761	.1	.3	503,379	97.2	Residential building only	92,723	6,917	24.6	7.5	298,412	51.7								
Heating and plumbing	205,263	761	.1	.4	384,379	96.5	Refuse disposal plant	12,897	275	1.0	2.1	76,048	78.9								
Plumbing	117,688	761	.1	.6	203,654	97.1	Heating and ventilating equipment														
Brick (face, common, fire, paving, etc.)																					
All classes	1,650,840	20,010	100.0	1.2	3,887,101	88.1	All classes	1,650,840	76,885	100.0	4.6	3,887,101	88.1								
General contractors	1,400,277	20,010	100.0	1.4	3,883,722	87.9	General contractors	1,400,277	1,100	1.4	.1	3,883,722	87.0								
Building	212,575	14,777	73.8	7.0	705,353	53.2	Building	212,575	1,100	1.4	.5	705,353	53.2								
Building not specialized	119,852	11,525	57.6	9.6	406,941	53.8	Residential building only	92,723	1,100	1.4	1.2	298,412	51.7								
Residential building only	92,723	3,252	16.3	3.5	298,412	51.7	Subcontractors	259,563	76,785	98.0	29.2	503,379	97.2								
Street paving	991,855	2,103	10.6	.2	2,110,569	99.3	Heating and plumbing	205,263	76,785	98.0	36.9	384,379	96.5								
Dam and reservoir	28,187	248	1.2	.9	120,297	62.5	Plumbing	117,688	32,070	41.7	27.3	203,654	97.1								
Waterworks	142,791	162	.8	1.1	316,231	98.1	Plumbing and heating combined	87,575	43,715	50.9	49.0	180,725	96.1								
Refuse disposal plant	12,897	2,207	13.6	21.1	76,048	78.9	Plumbing and gas fitting equipment														
Cut stone, granite and marble†																					
All classes	1,650,840	108,430	100.0	6.5	3,887,101	88.1	All classes	1,650,840	123,707	100.0	7.5	3,887,101	88.1								
General contractors	1,400,277	100,430	92.6	7.2	3,883,722	87.9	General contractors	1,400,277	214	.2	(?)	3,883,722	87.0								
Building	212,575	600	.6	.3	705,353	53.2	Street paving	991,855	214	.2	(?)	2,110,099	90.0								
Building not specialized	119,852	600	.6	.5	406,941	53.8	Subcontractors	259,563	123,493	99.8	47.0	503,379	97.2								
Street paving	991,855	97,972	90.4	9.9	2,110,569	99.3	Heating and plumbing	205,263	123,493	99.8	60.2	384,379	96.5								
Refuse disposal plant	12,897	1,868	1.7	14.4	76,048	78.9	Plumbing	117,688	79,633	64.4	67.7	203,654	97.1								
Subcontractors	259,563	8,000	7.4	3.1	503,379	97.2	Plumbing and heating combined	87,575	43,800	35.5	50.1	180,725	96.1								
Marble and tiling	14,300	8,000	7.4	55.9	35,000	100.0	Electrical appliances and supplies														
Riprap, rubble, etc.																					
All classes	1,650,840	50,506	100.0	3.0	3,887,101	88.1	All classes	1,650,840	40,000	100.0	2.4	3,887,101	88.1								
General contractors	1,400,277	50,506	100.0	3.6	3,883,722	87.9	Subcontractors	259,563	40,000	100.0	15.4	503,379	97.2								
Street paving	991,855	50,506	100.0	5.1	2,110,569	99.3	Electrical	40,000	40,000	100.0	100.0	84,000	100.0								
Cement†																					
All classes	1,650,840	173,789	100.0	10.5	3,887,101	88.1	Pipe: Drain tile, vitrified, concrete, segment tile, corrugated														
General contractors	1,400,277	173,489	99.8	12.4	3,883,722	87.9	All classes	1,650,840	25,045	100.0	1.6	3,887,101	88.1								
Building	212,575	12,211	7.0	5.7	705,353	53.2	General contractors	1,400,277	24,640	98.4	1.8	3,883,722	87.9								
Building not specialized	119,852	5,620	3.2	4.6	406,941	53.8	Building	212,575	75	.3	(?)	705,353	53.2								
Residential building only	92,723	6,691	3.9	7.2	298,412	51.7	Building not specialized	119,852	75	.3	.1	406,941	53.8								
Street paving	991,855	148,434	83.7	14.7	2,110,569	99.3	Street paving	991,855	24,103	96.2	2.4	2,110,569	99.3								
Dam and reservoir	28,187	12,660	7.3	44.7	120,297	62.5	Waterworks	142,791	462	1.8	.8	316,231	98.1								
Waterworks	142,791	1,000	.6	.7	316,231	98.1	Subcontractors	259,563	405	1.6	.2	503,379	97.2								
Refuse disposal plant	12,897	2,244	1.3	17.4	76,048	78.9	Heating and plumbing	205,263	405	1.0	.2	384,379	96.5								
Subcontractors	259,563	300	.2	.1	503,379	97.2	Plumbing	117,688	405	1.6	.3	203,654	97.1								
Marble and tiling	14,300	300	.2	2.1	35,000	100.0	Pipe: Cast-iron, sheet and tube steel, etc.														
Lumber, rough and finished																					
All classes	1,650,840	98,082	100.0	5.9	3,887,101	88.1	All classes	1,650,840	118,883	100.0	7.1	3,887,101	88.1								
General contractors	1,400,277	98,082	100.0	7.0	3,883,722	87.9	General contractors	1,400,277	118,712	98.0	8.3	3,883,722	87.9								
Building	212,575	78,820	80.4	37.1	705,353	53.2	Street paving	991,855	3,627	3.0	.4	2,110,569	99.3								
Building not specialized	119,852	46,000	46.9	38.4	406,941	53.8	Dam and reservoir	28,187	582	.5	2.1	120,297	62.5								
Residential building only	92,723	32,820	33.5	35.4	298,412	51.7	Waterworks	142,791	112,603	95.1	78.9	316,231	98.1								
Street paving	991,855	10,838	11.0	1.1	2,110,569	99.3	Subcontractors	259,563	1,671	1.4	.6	503,379	97.2								
Dam and reservoir	28,187	713	.7	2.5	120,297	62.5	Heating and plumbing	205,263	1,671	1.4	.8	384,379	96.5								
Waterworks	142,791	1,786	1.8	1.3	316,231	98.1	Plumbing	117,688	1,671	1.4	1.4	203,654	97.1								
Dredging, river, harbor, etc.	11,972	4,716	4.8	39.4	55,224	100.0	Bituminous paving materials, tar, asphalt, and oil														
Refuse disposal plant	12,897	1,210	1.2	9.4	76,048	78.9	All classes	1,650,840	50,328	100.0	3.0	3,887,101	88.1								
							General contractors	1,400,277	50,328	100.0	3.6	3,883,722	87.9								
							Street paving	991,855	41,301	82.1	4.2	2,110,569	99.3								
							Waterworks	142,791	9,027	17.9	6.3	316,231	98.1								

See footnotes at end of table.

TABLE 10.—COMPARISON OF COST OF DESIGNATED MATERIALS FURNISHED AND USED BY REPORTING ESTABLISHMENTS DURING 1929, WITH COST OF MATERIALS AND VALUE OF CONSTRUCTION BUSINESS—Continued

[Based exclusively upon reports of establishments which gave the distributed cost of materials]

Table with 16 columns: KIND OF MATERIAL AND CLASSIFICATION OF ESTABLISHMENTS, Cost of all materials distributed by kind (Dollars), COST OF DESIGNATED MATERIAL (Amount, Total cost, Percent of distributed materials), Value of construction business (Dollars), Indicated per cent of all business done by own force (Percent), KIND OF MATERIAL AND CLASSIFICATION OF ESTABLISHMENTS, Cost of all materials distributed by kind (Dollars), COST OF DESIGNATED MATERIAL (Amount, Total cost, Percent of distributed materials), Value of construction business (Dollars), Indicated per cent of all business done by own force (Percent).

See footnotes at end of table.

TABLE 10.—COMPARISON OF COST OF DESIGNATED MATERIALS FURNISHED AND USED BY REPORTING ESTABLISHMENTS DURING 1929, WITH COST OF MATERIALS AND VALUE OF CONSTRUCTION BUSINESS—Continued.

[Based exclusively upon reports of establishments which gave the distributed cost of materials]

Main data table with columns for 'KIND OF MATERIAL AND CLASSIFICATION OF ESTABLISHMENTS', 'Cost of all materials distributed by kind', 'COST OF DESIGNATED MATERIAL' (Amount, Total cost, Cost of all distributed materials), 'Value of construction business', 'Indicated per cent of all business done by own force', and similar columns for the right-hand side of the table.

See footnotes at end of table.

TABLE 10.—COMPARISON OF COST OF DESIGNATED MATERIALS FURNISHED AND USED BY REPORTING ESTABLISHMENTS DURING 1929, WITH COST OF MATERIALS AND VALUE OF CONSTRUCTION BUSINESS—Continued.

[Based exclusively upon reports of establishments which gave the distributed cost of materials]

KIND OF MATERIAL AND CLASSIFICATION OF ESTABLISHMENTS	COST OF DESIGNATED MATERIAL		Value of construction business	Indicated per cent of all business done by own force	KIND OF MATERIAL AND CLASSIFICATION OF ESTABLISHMENTS	COST OF DESIGNATED MATERIAL		Value of construction business	Indicated per cent of all business done by own force				
	Cost of all materials distributed by kind	Per cent of—				Cost of all materials distributed by kind	Per cent of—						
	Dollars	Amount	Total cost	Cost of all distributed materials		Dollars	Amount	Total cost	Cost of all distributed materials				
SYRACUSE					SYRACUSE—Continued								
<i>Sand, gravel, stone, slag, cinders, etc.*</i>					<i>Cement *</i>								
All classes.....	5,038,059	484,128	100.0	9.6	13,039,536	84.4	All classes.....	5,038,059	420,555	100.0	8.3	13,039,536	84.4
General contractors.....	2,304,911	444,898	91.1	19.3	7,054,992	76.1	General contractors.....	2,304,911	392,014	98.2	17.0	7,054,992	76.1
Building.....	1,053,290	48,306	10.0	4.6	3,147,666	66.2	Building.....	1,053,290	127,100	30.2	12.1	3,147,666	66.2
Building not specialized.....	1,018,740	48,106	0.9	4.7	3,064,292	70.1	Building not specialized.....	1,018,740	127,100	30.2	12.5	3,064,292	70.1
Residential building only.....	34,550	200	(*)	.6	83,374	57.0	Highway.....	372,393	87,582	20.8	23.5	1,085,236	91.4
Highway.....	372,393	197,948	40.9	53.2	1,085,236	91.4	Bridge and culvert.....	38,959	18,000	4.3	46.2	77,130	100.0
Bridge and culvert.....	38,959	6,000	1.2	15.4	77,130	100.0	Street paving.....	574,671	137,720	32.7	24.0	1,181,875	93.0
Street paving.....	574,671	166,543	34.4	29.0	1,181,875	93.0	Sewer, gas, water, conduit.....	199,828	4,600	1.1	2.3	838,085	100.0
Sewer, gas, water, conduit.....	199,828	13,101	2.7	6.6	838,085	100.0	Waterworks.....	65,770	17,000	4.0	25.8	725,000	44.8
Waterworks.....	65,770	13,000	2.7	19.8	725,000	44.8	Subcontractors.....	2,733,148	28,541	6.8	1.0	5,984,544	97.8
Subcontractors.....	2,733,148	39,230	8.1	1.4	5,984,544	97.8	Concreting.....	24,390	13,356	3.2	54.8	109,356	91.7
Concreting.....	24,390	5,858	1.2	24.0	109,356	91.7	Masonry.....	22,469	4,320	1.0	10.2	47,949	100.0
Masonry.....	22,469	3,161	.7	14.1	47,949	100.0	Plastering and lathing.....	102,000	5,000	1.2	4.9	470,000	100.0
Plastering and lathing.....	102,000	18,000	3.7	17.6	470,000	100.0	Marble and tiling.....	172,275	5,865	1.4	3.4	510,137	84.3
Roofing and sheet-metal work.....	455,363	9,509	2.0	2.1	1,094,130	98.9	<i>Plaster, etc.</i>						
Roofing.....	275,740	9,509	2.0	3.4	771,136	98.8	All classes.....	5,038,059	65,646	100.0	1.3	13,039,536	84.4
Marble and tiling.....	172,275	2,658	.5	1.5	516,137	84.3	General contractors.....	2,304,911	25,969	39.6	2.1	7,054,992	76.1
Grading.....	44	44	(*)	100.0	27,201	74.1	Building.....	1,053,290	25,969	39.6	2.5	3,147,666	66.2
<i>Brick (face, common, fire, paving, etc.)</i>					<i>Structural steel *</i>								
All classes.....	5,038,059	188,038	100.0	3.7	13,039,536	84.0	All classes.....	5,038,059	473,130	100.0	9.4	13,039,536	84.4
General contractors.....	2,304,911	171,438	91.2	7.4	7,054,992	76.1	General contractors.....	2,304,911	62,666	13.2	2.7	7,054,992	76.1
Building.....	1,053,290	131,680	70.0	12.5	3,147,666	66.2	Building.....	1,053,290	49,858	10.5	4.7	3,147,666	66.2
Building not specialized.....	1,018,740	130,980	69.7	12.9	3,064,292	70.1	Building not specialized.....	1,018,740	25,969	39.6	2.5	3,064,292	70.1
Residential building only.....	34,550	700	.4	2.0	83,374	57.0	Subcontractors.....	2,733,148	39,677	60.4	1.5	5,984,544	97.8
Highway.....	372,393	1,820	1.0	.5	1,085,236	91.4	Plastering and lathing.....	102,000	39,000	59.4	38.2	470,000	100.0
Bridge and culvert.....	38,959	1,100	.6	2.8	77,130	100.0	Marble and tiling.....	172,275	677	1.0	.4	510,137	84.3
Street paving.....	574,671	21,838	11.6	3.8	1,181,875	93.0	<i>Metal doors, windows, and trim</i>						
Sewer, gas, water, conduit.....	199,828	500	.3	.3	838,085	100.0	All classes.....	5,038,059	108,030	100.0	2.2	13,039,536	84.4
Waterworks.....	65,770	14,500	7.7	22.0	725,000	44.8	General contractors.....	2,304,911	27,249	25.0	1.2	7,054,992	76.1
Subcontractors.....	2,733,148	16,600	8.8	.6	5,984,544	97.8	Building.....	1,053,290	27,105	24.9	2.6	3,147,666	66.2
Masonry.....	22,469	9,500	5.1	42.7	47,949	100.0	Building not specialized.....	1,018,740	24,005	22.6	2.4	3,064,292	70.1
Roofing and sheet metal work.....	455,363	7,000	3.7	1.5	1,094,130	98.9	Residential building only.....	34,550	2,500	2.3	7.2	83,374	57.0
Roofing.....	275,740	7,000	3.7	2.5	771,136	98.8	Highway.....	372,393	144	.1	(*)	1,085,236	91.4
<i>Tile (reproofing)</i>					<i>Ornamental metal work</i>								
All classes.....	5,038,059	65,130	100.0	1.3	13,039,536	84.4	All classes.....	5,038,059	97,090	100.0	1.9	13,039,536	84.4
General contractors.....	2,304,911	64,642	99.2	2.8	7,054,992	76.1	General contractors.....	2,304,911	13,000	13.4	.6	7,054,992	76.1
Building.....	1,053,290	54,881	84.3	5.2	3,147,666	66.2	Building.....	1,053,290	13,000	13.4	1.2	3,147,666	66.2
Building not specialized.....	1,018,740	54,881	84.3	5.4	3,064,292	70.1	Building not specialized.....	1,018,740	12,200	12.6	1.2	3,064,292	70.1
Highway.....	372,393	761	1.2	.2	1,085,236	91.4	Residential building only.....	34,550	800	.8	2.3	83,374	57.0
Waterworks.....	65,770	9,000	13.8	13.7	725,000	44.8	Highway.....	372,393	144	.1	(*)	1,085,236	91.4
Subcontractors.....	2,733,148	494	.8	(*)	5,984,544	97.8	Subcontractors.....	2,733,148	81,681	75.0	3.0	5,984,544	97.8
Carpentering and wood-flooring.....	12,549	494	.8	3.9	31,190	100.0	Metal work, n. e. s.....	182,967	81,681	75.0	61.4	101,482	95.8
<i>Tile, facing, terra cotta, floor and wall</i>					<i>Lumber, rough and finished</i>								
All classes.....	5,038,059	100,985	100.0	2.0	13,039,536	84.4	All classes.....	5,038,059	276,230	100.0	5.5	13,039,536	84.4
General contractors.....	2,304,911	7,428	7.4	.3	7,054,992	76.1	General contractors.....	2,304,911	282,374	95.0	11.4	7,054,992	76.1
Building.....	1,053,290	6,758	6.7	.8	3,147,666	66.2	Building.....	1,053,290	223,903	81.1	21.3	3,147,666	66.2
Building not specialized.....	1,018,740	6,758	6.7	.7	3,064,292	70.1	Building not specialized.....	1,018,740	209,903	76.0	20.6	3,064,292	70.1
Waterworks.....	65,770	670	.7	1.0	725,000	44.8	Residential building only.....	34,550	800	.8	2.3	83,374	57.0
Subcontractors.....	2,733,148	93,557	92.6	3.4	5,984,544	97.8	Subcontractors.....	2,733,148	84,090	86.6	3.1	5,984,544	97.8
Carpentering and wood-flooring.....	12,549	598	.6	4.8	31,190	100.0	Ornamental iron.....	84,090	84,090	86.6	100.0	222,257	100.0
Masonry.....	22,469	4,080	4.0	18.2	47,949	100.0	<i>Cut stone, granite and marble</i>						
Marble and tiling.....	172,275	88,879	88.0	51.6	510,137	84.3	All classes.....	5,038,059	250,499	100.0	5.2	13,039,536	84.4
<i>Cut stone, granite and marble</i>					<i>Lumber, rough and finished</i>								
All classes.....	5,038,059	250,499	100.0	5.2	13,039,536	84.4	All classes.....	5,038,059	276,230	100.0	5.5	13,039,536	84.4
General contractors.....	2,304,911	199,366	76.8	8.6	7,054,992	76.1	General contractors.....	2,304,911	282,374	95.0	11.4	7,054,992	76.1
Building.....	1,053,290	72,031	27.8	6.8	3,147,666	66.2	Building.....	1,053,290	223,903	81.1	21.3	3,147,666	66.2
Building not specialized.....	1,018,740	72,031	27.8	7.1	3,064,292	70.1	Building not specialized.....	1,018,740	209,903	76.0	20.6	3,064,292	70.1
Street paving.....	574,671	117,335	45.2	20.4	1,181,875	93.0	Residential building only.....	34,550	14,000	5.1	40.5	83,374	57.0
Waterworks.....	65,770	10,000	3.9	15.2	725,000	44.8	Highway.....	372,393	9,574	3.5	2.6	1,085,236	91.4
Subcontractors.....	2,733,148	60,133	23.2	2.2	5,984,544	97.8	Bridge and culvert.....	38,959	3,200	1.2	8.2	77,130	100.0
Marble and tiling.....	172,275	60,133	23.2	34.9	516,137	84.3	Street paving.....	574,671	482	.2	1.1	1,181,875	93.0
							Sewer, gas, water, conduit.....	199,828	25,216	9.1	12.6	838,085	100.0

See footnotes at end of table.

TABLE 10.—COMPARISON OF COST OF DESIGNATED MATERIALS FURNISHED AND USED BY REPORTING ESTABLISHMENTS DURING 1929, WITH COST OF MATERIALS AND VALUE OF CONSTRUCTION BUSINESS—Continued.

[Based exclusively upon reports of establishments which gave the distributed cost of materials]

KIND OF MATERIAL AND CLASSIFICATION OF ESTABLISHMENTS	Cost of all materials distributed by kind	COST OF DESIGNATED MATERIAL			Value of construction business	Indicated per cent of all business done by own force	KIND OF MATERIAL AND CLASSIFICATION OF ESTABLISHMENTS	Cost of all materials distributed by kind	COST OF DESIGNATED MATERIAL			Value of construction business	Indicated per cent of all business done by own force	
		Amount	Per cent of—						Amount	Per cent of—				
			Total cost	Cost of all distributed materials						Total cost	Cost of all distributed materials			
SYRACUSE—Continued						SYRACUSE—Continued								
<i>Lumber, rough and finished—Continued</i>						<i>Pipe: Drain tile, vitrified, concrete, segment tile, corrugated</i>								
Subcontractors.....	\$2,733,148	\$13,856	5.0	0.5	\$5,984,544	97.8	Dollars	Dollars	95,637	100.0	1.9	Dollars	\$13,030,536	84.4
Carpentering and wood flooring.....	12,549	3,387	1.2	27.0	31,196	100.0	General contractors.....	\$2,304,911	95,439	99.9	4.1	\$7,054,992	76.1	
Concreting.....	24,390	469	.2	1.9	100,356	91.7	Highway.....	372,393	3,493	3.7	.9	1,085,236	91.4	
Roofing and sheet-metal work.....	\$455,363	10,000	3.6	2.2	\$1,004,130	98.9	Street paving.....	574,671	14,016	14.7	2.4	1,181,875	93.0	
Roofing.....	276,740	10,000	3.6	3.6	771,136	98.8	Sewer, gas, water, conduit.....	199,828	77,921	81.6	39.0	838,055	100.0	
<i>Millwork</i>						Subcontractors.....								
All classes.....	\$5,038,059	\$69,629	100.0	1.4	\$13,039,536	84.4	Masonry.....	\$2,733,148	107	.1	(*)	\$5,984,544	97.8	
General contractors.....	\$2,304,911	\$69,629	100.0	3.0	\$7,054,992	70.1	Bituminous paving materials, tar asphalt and oil	22,469	107	.1	.5	47,949	100.0	
Building.....	1,053,290	85,886	98.9	6.5	3,147,666	66.2	All classes.....	5,038,059	104,776	100.0	2.1	13,039,536	84.4	
Building not specialized.....	1,018,740	61,886	88.9	6.1	3,064,292	70.1	General contractors.....	\$2,304,911	70,776	67.6	3.1	\$7,054,992	76.1	
Residential building only.....	34,550	7,000	10.1	20.3	83,374	57.0	Highway.....	372,393	15,105	14.5	4.1	1,085,236	91.4	
Highway.....	372,393	743	1.1	.2	1,085,236	91.4	Street paving.....	574,671	65,610	53.1	9.7	1,181,875	93.0	
<i>Roofing and sheet metal*</i>						Subcontractors.....								
All classes.....	5,038,059	364,626	100.0	7.2	13,039,536	84.4	Roofing and sheet-metal work.....	\$2,733,148	34,000	32.5	1.2	\$5,984,544	97.8	
General contractors.....	\$2,304,911	28,642	7.9	1.2	\$7,054,992	70.1	Roofing.....	\$455,363	34,000	32.5	7.5	\$1,004,130	98.9	
Building.....	1,053,290	28,229	7.7	2.7	3,147,666	66.2	Roofing.....	276,740	34,000	32.5	12.3	771,137	96.8	
Building not specialized.....	1,018,740	28,229	7.7	2.8	3,064,292	70.1	Marble and tiling.....	172,276	2,000	.5	1.2	516,137	84.3	
Highway.....	372,393	413	.1	.1	1,085,236	91.4	UTICA							
Subcontractors.....	\$2,733,148	\$335,984	92.1	12.3	\$5,984,544	97.8	<i>Sand, gravel, stone, slag, cinders, etc.*</i>							
Heating and plumbing.....	970,322	6,000	1.6	.6	\$1,790,206	98.8	All classes.....	3,003,317	684,430	100.0	22.8	7,199,377	92.0	
Heating and piping.....	191,545	6,000	1.6	3.1	359,320	96.4	General contractors.....	2,232,944	680,127	99.4	30.5	5,720,087	88.8	
Roofing and sheet-metal work.....	455,363	327,984	90.0	72.0	1,094,130	98.9	Building.....	976,307	107,805	16.7	11.0	2,819,808	78.2	
Roofing.....	276,740	148,361	40.7	53.8	771,136	98.8	Building not specialized.....	914,902	93,205	13.6	10.2	2,696,162	78.0	
Sheet-metal work.....	170,623	179,623	49.3	100.0	322,940	99.1	Commercial building only.....	14,744	1,200	.2	8.1	64,046	73.4	
Marble and tiling.....	172,276	2,000	.5	1.2	516,137	84.3	Residential building only.....	46,661	12,900	1.9	27.6	59,600	86.3	
<i>Heating and ventilating equipment*</i>						Highway.....								
All classes.....	5,038,059	443,550	100.0	8.8	13,039,536	84.4	Street paving.....	574,671	381,146	55.7	45.8	2,055,266	100.0	
General contractors.....	\$2,304,911	4,200	.9	.2	\$7,054,992	76.1	Subcontractors.....							
Building.....	1,053,290	4,200	.9	.4	3,147,666	66.2	Roofing and sheet-metal work.....	102,853	273	(*)	.3	199,724	90.7	
Building not specialized.....	1,018,740	4,200	.9	.4	3,064,292	70.1	Roofing.....	102,853	273	(*)	.3	199,724	90.7	
Subcontractors.....	\$2,733,148	\$439,380	99.1	16.1	\$5,984,544	97.8	Marble and tiling.....	34,000	2,000	.3	5.9	85,479	100.0	
Electrical.....	344,254	2,000	.5	.6	708,093	100.0	Excavating.....	12,000	2,000	(*)	16.7	43,289	100.0	
Heating and plumbing.....	970,322	397,380	89.6	40.7	1,790,206	98.8	Ornamental iron.....	10,289	30	(*)	.3	28,666	100.0	
Heating and piping.....	191,545	160,529	36.2	83.8	359,320	96.4	Brick (face, common, fire, paving, etc.)							
Plumbing.....	650,735	182,861	41.2	28.1	1,184,743	99.9	All classes.....	3,003,317	129,113	100.0	4.3	7,199,377	92.0	
Plumbing and heating combined.....	134,042	54,000	12.2	40.3	246,143	97.8	General contractors.....	2,232,944	127,613	98.8	5.7	5,720,087	88.8	
Roofing and sheet-metal work.....	\$455,363	40,000	9.0	8.8	\$1,004,130	98.9	Building.....	976,307	67,280	52.1	6.9	2,819,808	78.2	
Roofing.....	276,740	40,000	9.0	14.5	771,136	98.8	Building not specialized.....	914,902	65,680	50.9	7.2	2,696,162	78.0	
<i>Plumbing and gas-fitting equipment*</i>						Residential building only.....								
All classes.....	5,038,059	514,832	100.0	10.2	13,039,536	84.4	Highway.....	46,661	1,600	1.2	3.4	59,600	86.3	
General contractors.....	\$2,304,911	5,600	1.1	.2	\$7,054,992	76.1	Street paving.....	574,671	50,000	38.7	11.8	845,013	99.1	
Building.....	1,053,290	5,600	1.1	.5	3,147,666	66.2	Excavating.....	12,000	10,333	8.0	1.2	2,055,266	100.0	
Building not specialized.....	1,018,740	5,600	1.1	.5	3,064,292	70.1	Subcontractors.....							
Subcontractors.....	\$2,733,148	\$509,232	98.9	18.6	\$5,984,544	97.8	Excavating.....	\$770,373	1,500	1.2	.2	\$1,479,290	98.9	
Heating and plumbing.....	970,322	509,232	98.9	52.2	1,790,206	98.8	Marble and tiling.....	34,000	1,500	1.2	12.5	43,289	100.0	
Heating and piping.....	191,545	17,306	3.4	9.6	359,320	96.4	Tile, facing, terra cotta, floor and wall							
Plumbing.....	650,735	411,884	80.0	63.3	1,184,743	99.9	All classes.....	3,003,317	48,806	100.0	1.6	7,199,377	92.0	
Plumbing and heating combined.....	134,042	80,042	15.5	59.7	246,143	97.8	General contractors.....	2,232,944	33,806	69.3	1.5	5,720,087	88.8	
<i>Electrical appliances and supplies*</i>						Building.....								
All classes.....	5,038,059	402,254	100.0	8.0	13,039,536	84.4	Building not specialized.....	914,902	33,806	69.3	3.7	2,696,162	78.0	
General contractors.....	\$2,304,911	4,000	1.0	.2	\$7,054,992	76.1	Commercial building only.....	14,744	4,000	4.2	27.1	64,046	73.4	
Building.....	1,053,290	4,000	1.0	.4	3,147,666	66.2	Subcontractors.....							
Building not specialized.....	1,018,740	4,000	1.0	.4	3,064,292	70.1	Marble and tiling.....	\$770,373	15,000	30.7	1.9	\$1,479,290	98.9	
Subcontractors.....	\$2,733,148	\$398,254	99.0	14.6	\$5,984,544	97.8	Excavating.....	12,000	15,000	16.7	44.1	85,479	100.0	
Electrical.....	344,254	342,254	85.1	99.4	708,093	100.0	Cut stone, granite and marble							
Heating and plumbing.....	970,322	56,000	13.9	5.7	\$1,790,206	98.8	All classes.....	3,003,317	95,308	100.0	3.2	7,199,377	92.0	
Plumbing.....	650,735	56,000	13.9	8.9	1,184,743	99.9	General contractors.....	\$2,232,944	80,808	84.3	3.6	\$5,720,087	88.8	
						Building.....								
						Building.....								
						Building not specialized.....								
						Commercial building only.....								
						Subcontractors.....								
						Marble and tiling.....								

See footnotes at end of table.

TABLE 10.—COMPARISON OF COST OF DESIGNATED MATERIALS FURNISHED AND USED BY REPORTING ESTABLISHMENTS DURING 1929, WITH COST OF MATERIALS AND VALUE OF CONSTRUCTION BUSINESS—Continued.

[Based exclusively upon reports of establishments which gave the distributed cost of materials]

KIND OF MATERIAL AND CLASSIFICATION OF ESTABLISHMENTS	COST OF DESIGNATED MATERIAL				Value of construction business	Indicated per cent of all business done by own force ¹	KIND OF MATERIAL AND CLASSIFICATION OF ESTABLISHMENTS	COST OF DESIGNATED MATERIAL				Value of construction business	Indicated per cent of all business done by own force ¹		
	Cost of all materials distributed by kind	Amount	Per cent of—					Amount	Cost of all distributed materials	Cost of all materials distributed by kind	Amount			Per cent of—	
			Total cost	Cost of all distributed materials										Total cost	Cost of all distributed materials
UTICA—Continued							UTICA—Continued								
Cement *							Heating and ventilating equipment								
All classes.....	<i>Dollars</i> 3,003,317	<i>Dollars</i> 502,395	100.0	16.7	<i>Dollars</i> 7,199,377	92.0	All classes.....	<i>Dollars</i> 3,003,317	<i>Dollars</i> 150,130	100.0	5.0	<i>Dollars</i> 7,199,377	92.0		
General contractors.....	2,232,044	497,100	98.9	22.3	5,720,087	88.8	General contractors.....	2,232,044	4,000	2.7	.2	5,720,087	88.8		
Building.....	976,307	92,042	18.3	9.4	2,819,808	78.2	Building.....	976,307	4,000	2.7	.4	2,819,808	78.2		
Building not specialized.....	914,902	91,642	18.2	10.0	2,696,162	78.0	Building not specialized.....	914,902	2,000	1.3	.2	2,696,162	78.0		
Commercial building only.....	14,744	600	.1	3.4	64,046	73.4	Residential building only.....	46,661	2,000	1.3	4.3	59,000	80.3		
Highway.....	423,491	131,896	26.2	31.0	845,013	99.1	Subcontractors.....	770,373	146,130	97.3	19.0	1,479,200	98.9		
Street paving.....	833,146	273,662	54.5	32.8	2,055,266	100.0	Heating and plumbing.....	327,186	146,130	97.3	44.7	629,425	99.2		
Subcontractors.....	770,373	5,295	1.1	.7	1,479,200	98.9	Heating and piping.....	276,116	123,930	82.5	44.9	412,767	100.0		
Marble and tiling.....	34,000	1,200	.2	3.5	85,479	100.0	Plumbing.....	27,000	12,000	8.0	44.4	65,000	96.6		
Excavating.....	12,000	4,000	.8	33.3	43,289	100.0	Plumbing and heating combined.....	24,070	10,200	6.8	42.4	51,658	97.9		
Ornamental iron.....	10,269	95	(³)	.9	28,666	100.0	Plumbing and gas fitting equipment								
Structural steel*							All classes.....	3,003,317	137,892	100.0	4.6	7,199,377	92.0		
All classes.....	3,003,317	319,951	100.0	10.7	7,199,377	92.0	General contractors.....	2,232,044	3,703	2.7	.2	5,720,087	88.8		
General contractors.....	2,232,044	116,070	36.3	5.2	5,720,087	88.8	Building.....	976,307	3,703	2.7	.4	2,819,808	78.2		
Building.....	976,307	93,660	29.3	9.6	2,819,808	78.2	Building not specialized.....	914,902	203	.1	(³)	2,696,162	78.0		
Building not specialized.....	914,902	88,660	27.7	9.7	2,696,162	78.2	Residential building only.....	14,744	3,500	2.5	7.6	59,000	86.3		
Commercial building only.....	14,744	1,000	.3	6.8	64,046	73.4	Subcontractors.....	770,373	134,189	97.3	17.4	1,479,200	98.9		
Residential building only.....	46,661	4,000	1.3	8.6	59,600	86.3	Heating and plumbing.....	327,186	134,189	97.3	41.0	629,425	99.2		
Highway.....	423,491	22,410	7.0	5.3	845,013	99.1	Heating and piping.....	276,116	108,260	78.5	39.2	412,767	100.0		
Subcontractors.....	770,373	203,881	63.7	26.5	1,479,200	98.9	Plumbing.....	27,000	15,000	10.9	55.6	65,000	96.6		
Steel erection.....	207,151	203,881	63.7	98.4	346,628	100.0	Plumbing and heating combined.....	24,070	10,929	7.9	45.4	51,658	97.9		
Reinforcing steel							Electrical appliances and supplies								
All classes.....	3,003,317	110,462	100.0	3.7	7,199,377	92.0	All classes.....	3,003,317	42,481	100.0	1.4	7,199,377	92.0		
General contractors.....	2,232,044	110,462	100.0	4.9	5,720,087	88.8	General contractors.....	2,232,044	15,000	35.3	.7	5,720,087	88.8		
Building.....	976,307	51,717	46.8	5.3	2,819,808	78.2	Building.....	976,307	15,000	35.3	1.5	2,819,808	78.2		
Building not specialized.....	914,902	51,717	46.8	5.7	2,696,162	78.0	Building not specialized.....	914,902	12,000	28.2	1.3	2,696,162	78.0		
Highway.....	423,491	20,745	18.8	4.0	845,013	99.1	Residential building only.....	14,744	3,000	7.1	6.4	59,000	86.3		
Street paving.....	833,146	38,000	34.4	4.6	2,055,266	100.0	Subcontractors.....	770,373	27,481	64.7	3.6	1,479,200	98.9		
Lumber, rough and finished							Electrical.....	27,481	27,481	64.7	100.0	62,416	100.0		
All classes.....	3,003,317	133,770	100.0	4.5	7,199,377	92.0	Pipe—Cast-iron, sheet and tube steel, etc.								
General contractors.....	2,232,044	125,000	93.4	5.6	5,720,087	88.8	All classes.....	3,003,317	40,341	100.0	1.3	7,199,377	92.0		
Building.....	976,307	124,750	93.3	12.8	2,819,808	78.2	General contractors.....	2,232,044	1,241	3.1	.1	5,720,087	88.8		
Building not specialized.....	914,902	113,156	84.6	12.4	2,696,162	78.0	Building.....	976,307	621	1.6	.1	2,819,808	78.2		
Commercial building only.....	14,744	1,594	1.2	10.8	64,046	73.4	Building not specialized.....	914,902	621	1.5	.1	2,696,162	78.0		
Residential building only.....	46,661	10,000	7.5	21.4	59,600	86.3	Highway.....	423,491	620	1.5	.1	2,696,162	78.0		
Highway.....	423,491	250	.2	.1	845,013	99.1	Subcontractors.....	770,373	39,100	96.9	5.1	1,479,200	98.9		
Subcontractors.....	770,373	8,770	6.6	1.1	1,479,200	98.9	Heating and plumbing.....	327,186	39,100	96.9	12.0	629,425	99.2		
Carpentering and wood-flooring.....	11,207	8,770	6.6	78.3	29,078	100.0	Heating and piping.....	276,116	39,100	96.9	14.2	412,767	100.0		
Millwork							Bituminous paving materials, tar asphalt and oil								
All classes.....	3,003,317	58,752	100.0	2.0	7,199,377	92.0	All classes.....	3,003,317	111,363	100.0	3.7	7,199,377	92.0		
General contractors.....	2,232,044	58,752	100.0	2.6	5,720,087	88.8	General contractors.....	2,232,044	111,363	100.0	5.0	5,720,087	88.8		
Building.....	976,307	58,752	100.0	6.0	2,819,808	78.2	Highway.....	423,491	31	.3	1	845,013	99.1		
Building not specialized.....	914,902	53,952	91.3	5.9	2,696,162	78.0	Street paving.....	833,146	110,982	99.7	13.3	2,055,266	100.0		
Commercial building only.....	14,744	2,000	3.4	13.6	64,046	73.4	YONKERS								
Residential building only.....	46,661	2,800	4.8	6.0	59,600	86.3	Sand, gravel, stone, slag, cinders, etc.*								
Roofing and sheet metal							All classes.....	2,343,599	203,277	100.0	8.7	7,020,983	79.6		
All classes.....	3,003,317	130,368	100.0	4.3	7,199,377	92.0	General contractors.....	851,539	119,407	58.7	14.0	3,464,637	60.3		
General contractors.....	2,232,044	22,521	17.3	1.0	5,720,087	88.8	Building.....	470,654	48,478	23.8	10.3	2,277,889	56.9		
Building.....	976,307	22,521	17.3	2.3	2,819,808	78.2	Building not specialized.....	389,563	40,105	19.7	10.3	1,962,384	51.6		
Building not specialized.....	914,902	21,121	16.2	2.3	2,696,162	78.0	Commercial building only.....	8,281	1,039	.5	12.5	31,045	100.0		
Commercial building only.....	14,744	400	.3	2.7	64,046	73.4	Residential building only.....	72,810	7,334	3.6	10.1	284,400	73.4		
Residential building only.....	46,661	1,000	.8	2.1	59,000	86.3	Highway.....	71,152	32,865	16.2	46.2	173,549	98.3		
Subcontractors.....	770,373	107,847	82.7	14.0	1,479,200	98.9	Street paving.....	36,919	14,474	7.1	39.2	122,478	100.0		
Heating and plumbing.....	327,186	7,767	6.0	2.4	629,425	99.2	Sewer, gas, water, conduit.....	272,814	23,590	11.6	8.6	890,721	91.1		
Heating and piping.....	276,116	4,826	3.7	1.7	412,767	100.0									
Plumbing and heating combined.....	24,070	2,941	2.3	12.2	51,658	97.9									
Roofing and sheet-metal work.....	102,853	100,080	70.8	97.3	199,724	90.7									
Roofing.....	102,853	100,080	70.8	97.3	199,724	90.7									

See footnotes at end of table.

CONSTRUCTION—NEW YORK

TABLE 10.—COMPARISON OF COST OF DESIGNATED MATERIALS FURNISHED AND USED BY REPORTING ESTABLISHMENTS DURING 1929, WITH COST OF MATERIALS AND VALUE OF CONSTRUCTION BUSINESS—Continued

[Based exclusively upon reports of establishments which gave the distributed cost of materials]

KIND OF MATERIAL AND CLASSIFICATION OF ESTABLISHMENTS	Cost of all materials distributed by kind	COST OF DESIGNATED MATERIAL				Value of construction business	Indicated per cent of all business done by own force ¹	KIND OF MATERIAL AND CLASSIFICATION OF ESTABLISHMENTS	Cost of all materials distributed by kind	COST OF DESIGNATED MATERIAL				Value of construction business	Indicated per cent of all business done by own force ¹
		Amount	Per cent of—		Total cost					Amount	Per cent of—		Total cost		
			Cost of all distributed materials	Value of construction business							Cost of all distributed materials	Value of construction business			
YONKERS—Continued							YONKERS—Continued								
<i>Sand, gravel, stone, slag, cinders, etc.—Con.</i>							<i>Structural steel</i>								
All classes.....							All classes.....								
Subcontractors.....							General contractors ²								
Concrete.....							Building.....								
Electrical.....							Building not special-ized ²								
Stonework.....							Residential building only.....								
Marble and tiling.....							Highway.....								
Excavating.....							Sewer, gas, water, con-duit.....								
<i>Brick (face, common, fire, paving, etc.)</i>							Subcontractors.....								
All classes.....							Steel erection.....								
General contractors ²							<i>Ornamental metal work</i>								
Building.....							All classes.....								
Building not special-ized ²							General contractors.....								
Residential building only.....							Building.....								
Highway.....							Building not special-ized ²								
Sewer, gas, water, con-duit.....							Subcontractors.....								
Subcontractors.....							Electrical.....								
Excavating.....							Steel erection.....								
<i>Tile, facing, terra cotta, floor and wall</i>							<i>Lumber, rough and finished</i>								
All classes.....							All classes.....								
General contractors.....							General contractors ²								
Building.....							Building.....								
Building not special-ized ²							Building not special-ized ²								
Residential building only.....							Residential building only.....								
Sewer, gas, water, con-duit.....							Sewer, gas, water, con-duit.....								
Subcontractors.....							Subcontractors.....								
Marble and tiling.....							Carpentering and wood- ing.....								
Cut stone, granite and marble							Concrete.....								
All classes.....							Electrical.....								
General contractors.....							Excavating.....								
Building.....							<i>Millwork</i>								
Building not special-ized ²							All classes.....								
Residential building only.....							General contractors ²								
Sewer, gas, water, con-duit.....							Building.....								
Subcontractors.....							Building not special-ized ²								
Stonework.....							Residential building only.....								
Marble and tiling.....							Sewer, gas, water, con-duit.....								
Excavating.....							Paints, Varnishes, Glass								
<i>Cement</i>							All classes.....								
All classes.....							General contractors ²								
General contractors ²							Building.....								
Building.....							Building not special-ized ²								
Building not special-ized ²							Residential building only.....								
Residential building only.....							Highway.....								
Highway.....							Sewer, gas, water, con-duit.....								
Sewer, gas, water, con-duit.....							Subcontractors.....								
Subcontractors.....							Electrical.....								
Concrete.....							Painting and decorating.....								
Electrical.....							Glass and glazing.....								
Marble and tiling.....							Steel erection.....								
Excavating.....															

See footnotes at end of table.

TABLE 10.—COMPARISON OF COST OF DESIGNATED MATERIALS FURNISHED AND USED BY REPORTING ESTABLISHMENTS DURING 1929, WITH COST OF MATERIALS AND VALUE OF CONSTRUCTION BUSINESS—Continued

[Based exclusively upon reports of establishments which gave the distributed cost of materials]

KIND OF MATERIAL AND CLASSIFICATION OF ESTABLISHMENTS	COST OF DESIGNATED MATERIAL				Value of construction business	Indicated per cent of all business done by own force ¹	KIND OF MATERIAL AND CLASSIFICATION OF ESTABLISHMENTS	COST OF DESIGNATED MATERIAL				Value of construction business	Indicated per cent of all business done by own force ¹
	Cost of all materials distributed by kind	Amount	Percent of—					Cost of all materials distributed by kind	Amount	Percent of—			
			Total cost	Cost of all distributed materials						Total cost	Cost of all distributed materials		
YONKERS—Continued						YONKERS—Continued							
<i>Roofing and sheet metal*</i>						<i>Electrical appliances and supplies—Contd.</i>							
All classes	Dollars 2,343,599	Dollars 199,770	100.0	7.2	Dollars 7,020,983	79.6					Dollars 890,721	91.1	
General contractors ²	\$ 851,539	6,715	4.0	.8	\$ 3,464,637	66.3	Dollars 272,814		Dollars 65				
Building	\$ 470,654	6,200	3.7	1.3	\$ 2,277,889	56.9	135,142		96.9		\$ 3,556,346		
Building not specialized ²	389,563	6,000	3.5	1.5	1,962,384	51.6	143,192		96.6		381,350		
Residential building only	72,810	200	.1	.3	284,460	73.4	57,600		.2		141,000		
Sewer, gas, water, conduit	272,814	515	.3	.2	890,721	91.1							
Subcontractors	\$ 1,492,060	163,055	96.0	10.9	\$ 3,556,346	95.1							
Roofing and sheet metal work	168,055	163,055	96.0	97.0	436,197	98.0	2,343,599		91,752		7,020,983		
Roofing	86,275	86,275	50.8	100.0	246,610	97.4	All classes		100.0		79.6		
Sheet-metal work	54,269	49,269	29.0	90.8	98,877	98.0	General contractors ²		66,652		\$ 3,464,637		
Roofing and sheet metal combined	27,511	27,511	16.2	100.0	90,710	100.0	Building		954		\$ 2,277,889		
<i>Heating and ventilating equipment*</i>						<i>Pipe: Drain tile, vitrified, concrete, segment tile corrugated</i>							
All classes	2,343,599	383,722	100.0	16.4	7,020,983	79.6	Building not specialized ²		854		1,962,384		
General contractors ²	\$ 851,539	9,645	2.5	1.1	\$ 3,464,637	66.3	Residential building only		100		284,460		
Building	\$ 470,654	9,183	2.4	2.0	\$ 2,277,889	56.9	Highway		8,568		173,549		
Building not specialized ²	389,563	7,583	2.0	1.9	1,062,384	51.0	Sewer, gas, water, conduit		57,130		890,721		
Residential building only	72,810	1,600	.4	2.2	284,460	73.4	Subcontractors		25,100		\$ 3,556,346		
Sewer, gas, water, conduit	272,814	462	.1	.2	890,721	91.1	Heating and plumbing		100		\$ 1,341,043		
Subcontractors	\$ 1,492,060	374,077	97.5	25.1	\$ 3,556,346	95.1	Plumbing		100		142,424		
Electrical	143,192	2,100	.5	1.5	381,350	100.0	Excavating		25,000		141,000		
Heating and plumbing	\$ 650,465	371,977	96.9	57.2	\$ 1,341,043	94.3	<i>Pipe: Cast-iron, sheet and tube steel, etc.</i>						
Heating and piping	582,849	371,977	96.9	63.8	1,150,006	93.4	All classes		116,596		7,020,983		
<i>Plumbing and gas fitting equipment*</i>						<i>Bituminous paving materials, tar asphalt and oil</i>							
All classes	2,343,599	101,881	100.0	8.2	7,020,983	79.6	General contractors ²		34,163		\$ 3,464,637		
General contractors ²	\$ 851,539	8,042	4.2	.9	\$ 3,464,637	66.3	Building		7,214		\$ 2,277,889		
Building	\$ 470,654	7,200	3.8	1.5	\$ 2,277,889	56.9	Building not specialized ²		700		1,962,384		
Building not specialized ²	389,563	5,400	2.8	1.4	1,962,384	51.6	Commercial building only		6,414		31,045		
Residential building only	72,810	1,800	.0	2.5	284,460	73.4	Residential building only		100		284,460		
Sewer, gas, water, conduit	272,814	842	.4	.3	890,721	91.1	Sewer, gas, water, conduit		26,949		890,721		
Subcontractors	\$ 1,492,060	183,839	95.8	12.3	\$ 3,556,346	95.1	Subcontractors		82,433		\$ 3,556,346		
Heating and plumbing	\$ 650,465	183,839	95.8	23.3	\$ 1,341,043	94.3	Heating and plumbing		81,233		\$ 1,341,043		
Heating and piping	582,849	120,639	67.6	22.2	1,150,006	93.4	Heating and piping		81,233		1,150,006		
Plumbing	54,550	54,200	28.2	99.4	142,424	100.0	Excavating		1,200		141,000		
<i>Electrical appliances and supplies*</i>						<i>Electrical appliances and supplies*</i>							
All classes	2,343,599	139,535	100.0	6.0	7,020,983	79.6	All classes		34,981		7,020,983		
General contractors ²	\$ 851,539	4,393	3.1	.5	\$ 3,464,637	66.3	General contractors		807,919		\$ 3,556,346		
Building	\$ 470,654	4,328	3.1	.9	\$ 2,277,889	56.9	Building		173		\$ 2,160,889		
Building not specialized ²	389,563	3,300	2.4	.8	1,962,384	51.6	Building not specialized		173		1,851,384		
Commercial building only	8,281	828	.6	10.0	31,045	100.0	Highway		2,323		173,549		
Residential building only	72,810	200	.1	.3	284,460	73.4	Street paving		36,919		122,478		
						Sewer, gas, water, conduit							
						272,814							

¹ Based upon the difference between the total value of all construction business reported and the value of subcontract work let.
² Includes operative builders.
³ Less than one-tenth of 1 per cent.
⁴ Includes cost of materials reported by establishments which did not include designated material in their distributed lists.
⁵ Includes construction work reported by establishments which did not include the designated material in their distributed lists.
⁶ Includes cost of materials reported by subcontracting establishments which did not include the designated material in their distributed lists.
⁷ Includes construction work reported by subcontracting establishments which did not include the designated material in their distributed lists.
⁸ Includes cost of materials reported by operative builders who did not include the designated materials in their distributed lists.
⁹ Includes construction work reported by operative builders who did not include the designated material in their distributed lists.
¹⁰ Includes cost of materials reported by general contracting establishments which did not include the designated material in their distributed lists.
¹¹ Includes construction work reported by general contracting establishments which did not include the designated material in their distributed lists.
* See footnote 3 of Table 9 on p. 857.
† See footnote 4 of Table 9 on p. 857.

CONSTRUCTION—NEW YORK

889

TABLE 11.—COST OF MATERIAL FURNISHED AND USED BY REPORTING ESTABLISHMENTS DURING 1929

[This table is made up in four sections; the second section begins on p. 895, the third on p. 900, the fourth on p. 905]

CLASSIFICATION OF ESTABLISHMENTS	Total cost of all materials 1	COST OF ALL MATERIALS DISTRIBUTED BY KIND		Sand, gravel, crushed stone, slag, cinders, etc.	Brick (face, common, fire, paving, etc.)	Tile (fire-proofing)	Tile, facing, terra cotta, floor, and wall	Concrete and cinder block	Cut stone, granite and marble	Riprap, rubble, etc.	Cement
		Amount	Per cent of total								
NEW YORK	\$363,751,065	\$265,337,828	72.9	\$21,924,072	\$12,136,756	\$2,770,887	\$8,966,955	\$1,786,347	\$10,021,141	\$408,941	\$20,464,497
Operative builders.....	1,322,332	1,003,601	82.7	28,915	74,292	5,361	10,063	16,895	4,769	1,700	36,297
General contractors.....	\$ 176,036,512	108,512,068	61.6	18,193,061	8,390,135	1,707,167	1,019,328	1,458,461	3,063,899	397,818	16,923,733
Building.....	90,683,476	52,101,633	57.5	4,468,641	7,936,990	1,686,300	1,010,218	646,495	1,590,498	178,549	5,506,791
Building not specialized.....	77,483,816	43,731,459	56.4	3,999,470	7,047,056	1,674,422	1,226,276	496,737	1,488,175	115,519	4,992,708
Commercial building only.....	3,640,649	1,664,875	45.7	119,000	147,682	29,531	65,221	44,178	23,061	1,010	124,874
Manufacturing building only.....	233,882	206,404	88.3	24,015	93,302	—	5,401	—	229	—	29,523
Residential building only.....	9,325,129	6,498,895	69.7	316,160	649,050	82,353	313,230	105,580	79,033	62,020	359,686
Highway.....	17,217,816	15,217,698	88.4	5,396,418	121,516	1,211	173	513,500	121,673	44,424	5,365,214
Bridge and culvert.....	3,577,209	3,090,603	86.6	502,787	14,940	328	—	7,557	273,245	73,037	631,786
Grading.....	394,690	331,420	90.9	171,735	622	—	—	82	60	400	42,653
Street paving.....	13,314,559	11,374,727	85.4	4,503,673	118,879	—	—	36,384	981,032	50,506	2,765,861
Sewer, gas, water, conduit.....	5,294,160	3,025,162	57.1	464,978	50,322	5,126	300	17,302	47,508	—	406,784
Dam and reservoir.....	456,558	100.0	100.0	113,547	629	100	—	—	372	—	158,214
Waterworks.....	8,699,707	2,888,893	33.2	90,778	33,480	9,325	670	3,474	12,481	2,549	69,199
Dredging, river, harbor, etc.....	5,135,331	2,117,874	41.2	135,858	—	—	7,000	6,000	24,000	45,736	136,427
Railroad.....	2,386,675	1,292,978	54.2	394,227	—	742	—	—	3,204	—	274,412
Foundation.....	173,947	120,646	69.3	61,600	1,000	440	—	60	5,000	400	40,650
Central station, light and power plant.....	8,672,243	370,647	4.3	30,869	1,021	—	—	—	—	—	23,603
Air transport work.....	252,152	252,152	100.0	87,002	—	—	—	—	—	—	125,700
Refuse disposal plant.....	140,303	100,308	71.5	2,472	8,937	3,937	73	—	2,180	—	3,541
Subway (other than buildings).....	19,384,427	15,106,328	77.9	1,709,096	92,948	394	804	227,607	2,596	2,218	1,373,898
Radio tower, etc.....	58,345	58,345	100.0	9,510	—	—	—	—	—	—	—
Subcontractors.....	\$ 136,392,221	155,732,069	83.6	3,792,096	3,672,328	1,058,159	5,336,664	200,991	6,952,473	7,423	3,504,467
Carpentering and wood flooring.....	3,327,440	3,092,308	80.0	17,980	—	494	3,121	—	6,154	—	34,964
Concreting.....	7,737,004	6,994,464	90.4	2,274,524	10,128	177,425	—	90,001	23,170	—	2,470,905
Electrical.....	19,026,833	18,050,986	94.9	10,670	4,000	—	—	—	—	—	5,400
Elevator construction.....	15,831,442	15,698,798	99.2	150	—	—	—	—	—	—	—
Heating and plumbing.....	66,012,306	62,994,747	80.3	7,689	13,875	1,489	5,576	2,087	487	—	2,396
Heating and piping.....	20,723,607	17,756,871	85.7	2,189	10,785	984	—	1,500	—	—	439
Pipe covering.....	884,777	830,314	93.8	—	—	—	—	—	—	—	—
Plumbing.....	35,565,105	30,905,440	86.9	4,300	3,090	605	5,476	587	487	—	1,557
Plumbing and heating combined.....	7,410,651	2,073,926	28.0	1,200	—	—	100	—	—	—	400
Automatic temperature control.....	232,409	232,409	100.0	—	—	—	—	—	—	—	—
Automatic sprinkler systems.....	1,145,787	1,145,787	100.0	—	—	—	—	—	—	—	—
Masonry.....	7,291,601	5,553,851	76.2	410,993	3,334,329	747,153	101,572	44,214	53,803	972	455,267
Painting and decorating.....	3,455,637	3,291,574	95.3	2,817	561	3,725	—	—	—	—	1,340
Glass and glazing.....	1,905,747	1,284,689	67.4	2,000	—	—	—	—	—	—	3,000
Plastering and lathing.....	4,787,596	3,578,820	74.8	379,041	5,743	9,742	140	—	—	2,431	138,516
Roofing and sheet-metal work.....	9,399,371	8,179,413	87.6	39,174	7,903	7,639	43,889	—	1,208	—	6,467
Roofing.....	4,253,557	4,023,033	94.6	34,209	7,903	4,969	32,823	—	1,208	—	6,266
Sheet-metal work.....	2,937,030	2,391,461	81.4	50	—	2,500	9,066	—	—	—	—
Roofing and sheet metal combined.....	2,148,784	1,764,919	82.1	4,915	—	140	2,000	—	—	—	1,171
Steel erection.....	14,510,513	14,340,500	98.8	73,871	4,193	—	—	5,000	5,885	3,500	50,365
Stonework.....	2,520,217	2,357,044	93.5	14,755	2,025	60	—	132,343	2,147,234	—	7,368
Marble and tiling.....	12,920,287	11,132,556	86.2	191,867	278,377	110,127	5,182,966	3,900	4,686,688	—	159,631
Wrecking.....	8,015	8,015	100.0	—	—	—	—	—	—	—	—
Excavating.....	1,038,649	419,381	40.4	139,701	10,851	300	—	2,200	10,050	520	40,713
Ornamental iron.....	7,988,180	5,250,794	66.0	30	—	—	—	—	—	—	95
Highway.....	400,114	400,114	100.0	24,892	343	—	—	—	—	—	10,030
Bridge and culvert.....	11,523	11,523	100.0	4,983	—	—	—	—	—	—	1,079
Grading.....	13,798	13,798	100.0	4,110	—	—	—	1,500	—	—	1,659
Waterworks.....	20,047	20,047	100.0	—	—	—	—	—	—	—	—
Dredging, river, harbor, etc.....	143,730	143,730	100.0	—	—	—	—	—	—	—	—
Soundproofing.....	302,379	180,061	59.6	—	—	—	—	—	—	—	—
Foundation.....	5,329,091	616,173	11.6	88,066	—	—	—	740	—	—	91,693
Metal work, n. e. s.....	1,168,540	1,025,799	87.8	—	—	—	—	—	—	—	—
Rental of equipment, trucking, etc.....	13,185	13,185	100.0	13,185	—	—	—	—	—	—	—
Flooring, n. e. s.....	1,309,090	1,157,770	88.4	2,598	—	—	—	—	18,294	—	18,189
ALBANY	4,093,269	2,682,125	65.5	\$ 14,227,058	42,725	7,435	63,287	47,946	125,449	—	\$ 332,484
General contractors.....	\$ 2,402,713	1,216,989	50.6	159,879	42,725	7,435	8,227	13,948	50,449	—	304,825
Building.....	1,157,704	449,722	38.8	25,160	36,625	7,435	8,227	13,948	6,174	—	37,627
Building not specialized.....	914,719	263,222	28.8	8,150	15,625	1,055	5,227	4,946	1,074	—	8,027
Commercial building only.....	108,285	94,800	87.5	15,000	9,000	5,000	1,000	7,000	4,800	—	20,600
Residential building only.....	134,700	91,700	68.1	2,000	12,000	900	2,000	2,000	300	—	9,000
Highway.....	254,828	121,446	47.7	20,000	—	—	—	—	—	—	84,600
Street paving.....	574,729	424,068	73.8	79,448	3,000	—	—	—	—	—	123,558
Sewer, gas, water, conduit.....	141,303	141,303	100.0	35,281	3,100	—	—	—	—	—	59,040
Central station, light and power plant.....	80,400	80,400	100.0	—	—	—	—	—	—	—	—
Subcontractors.....	1,690,556	1,465,136	86.7	68,079	—	—	55,000	34,000	75,000	—	27,659
Concreting.....	103,237	103,237	100.0	10,000	—	—	—	32,500	—	—	7,500
Electrical.....	106,207	58,142	54.7	—	—	—	—	—	—	—	—
Heating and plumbing.....	741,899	694,594	93.6	500	—	—	—	—	—	—	—
Heating and piping.....	414,076	414,076	100.0	—	—	—	—	—	—	—	—
Pipe covering.....	12,956	12,956	100.0	—	—	—	—	—	—	—	—
Plumbing.....	250,899	173,594	69.2	500	—	—	—	—	—	—	—
Automatic temperature control.....	63,998	63,998	100.0	—	—	—	—	—	—	—	—
Painting and decorating.....	75,428	75,428	100.0	—	—	—	—	—	—	—	—
Roofing and sheet-metal work.....	95,643	95,643	100.0	1,213	—	—	—	—	—	—	—
Roofing.....	13,200	13,200	100.0	—	—	—	—	—	—	—	—
Roofing and sheet metal combined.....	81,843	81,843	100.0	1,213	—	—	—	—	—	—	—
Steel erection.....	271,411	271,411	100.0	42,300	—	—	—	—	—	—	10,500
Marble and tiling.....	250,000	150,000	60.0	10,000	—	—	55,000	—	75,000	—	8,000
Grading.....	13,754	13,754	100.0	4,066	—	—	—	1,500	—	—	1,659
Flooring, n. e. s.....	32,977	32,977	100.0	—	—	—	—	—	—	—	—

See footnotes at end of table.

TABLE 11.—COST OF MATERIAL FURNISHED AND USED BY REPORTING ESTABLISHMENTS DURING 1929—Continued

(See note at head of this table)

CLASSIFICATION OF ESTABLISHMENTS	Total cost of all materials	COST OF ALL MATERIALS DISTRIBUTED BY KIND		Sand, gravel crushed stone, slag, clinders, etc.	Brick (face, common, fire, paving, etc.)	Tile (fire-proofing)	Tile, facing, terra cotta, floor, and wall	Concrete and cinder block	Cut stone, granite, and marble	Riprap, rubble, etc.	Cement
		Amount	Per cent of total								
BUFFALO	\$19,389,226	\$17,202,507	88.7	\$1,592,841	\$781,044	\$68,409	\$172,110	\$20,016	\$531,350	\$5,617	\$1,637,419
General contractors	8,957,538	7,012,116	88.3	1,401,291	750,842	64,299	68,900	12,546	355,044	2,117	1,547,417
Building	5,866,304	5,182,004	88.3	526,789	737,950	64,299	68,900	11,360	252,411	2,117	754,065
Building not specialized	5,211,131	4,558,691	88.1	494,526	701,956	63,700	42,326	8,560	230,282	517	730,646
Commercial building only	40,750	19,750	89.7	1,800	2,900	—	—	—	—	—	2,094
Manufacturing building only	48,924	48,924	100.0	1,892	794	—	680	—	229	—	12,325
Residential building only	556,469	524,639	94.3	28,551	32,300	500	15,900	2,800	12,900	1,000	559,886
Highway	1,597,668	1,537,668	100.0	661,377	—	—	—	—	—	—	3,439
Bridge and culvert	14,088	14,088	100.0	2,430	—	—	—	—	—	—	199,081
Street paving	807,083	807,083	100.0	271,292	6,800	—	—	1,186	102,633	—	21,008
Sewer, gas, water, conduit	310,209	205,388	66.2	17,329	6,092	—	—	—	—	—	8,446
Dredging, river, harbor, etc.	84,677	84,677	100.0	6,044	—	—	—	—	—	—	892
Railroad	31,208	31,208	100.0	6,050	—	—	—	—	—	—	—
Subcontractors	710,431,688	9,200,391	89.1	101,550	30,202	4,110	113,204	7,470	176,306	3,500	90,002
Carpentering and wood flooring	218,947	180,785	82.5	—	—	—	—	—	—	—	18,495
Concreting	78,929	78,929	100.0	39,482	—	—	—	—	—	—	—
Electrical	1,528,898	1,528,898	100.0	—	—	—	—	—	—	—	—
Elevator construction	1,839,482	1,839,482	100.0	—	—	—	—	—	—	—	275
Heating and plumbing	3,236,509	2,275,004	70.3	1,850	250	50	—	1,575	—	—	—
Heating and piping	1,385,242	1,014,141	73.2	1,300	—	—	—	1,500	—	—	—
Pipe covering	15,408	15,408	100.0	—	—	—	—	—	—	—	275
Plumbing	1,460,791	1,058,109	72.1	550	250	50	—	75	—	—	—
Plumbing and heating combined	218,258	36,476	16.7	—	—	—	—	—	—	—	—
Automatic temperature control	41,040	41,040	100.0	—	—	—	—	—	—	—	—
Automatic sprinkler systems	109,740	109,740	100.0	—	—	—	—	—	—	—	—
Masonry	73,994	52,091	70.4	5,243	24,166	1,260	3,642	695	4,332	—	8,085
Painting and decorating	104,131	104,131	100.0	—	—	—	—	—	—	—	—
Glass and glazing	45,000	45,000	100.0	—	—	—	—	—	—	—	—
Plastering and lathing	151,403	123,102	81.3	2,700	—	—	—	—	—	—	11
Roofing and sheet-metal work	915,785	915,785	100.0	6,949	—	—	2,500	—	—	—	11
Roofing	465,025	465,025	100.0	5,383	—	—	—	—	—	—	—
Sheet-metal work	188,026	188,026	100.0	—	—	—	2,500	—	—	—	—
Roofing and sheet metal combined	292,734	292,734	100.0	1,596	—	—	—	—	—	—	—
Steel erection	1,303,687	1,303,687	100.0	31,561	4,193	—	—	5,000	5,385	3,500	30,865
Stonework	5,281	5,281	100.0	—	—	—	—	—	5,281	—	—
Marble and tiling	297,914	281,598	94.5	2,400	—	—	109,562	—	161,258	—	2,000
Wracking	8,015	8,015	100.0	—	—	—	—	—	—	—	375
Excavating	10,145	10,145	100.0	1,700	1,250	300	—	200	50	—	—
Ornamental iron	73,497	73,497	100.0	—	—	—	—	—	—	—	8,530
Highway	72,213	72,213	100.0	5,915	343	—	—	—	—	—	10,125
Foundation	60,875	60,875	100.0	3,750	—	—	—	—	—	—	—
Metal work, n. e. s.	146,694	146,694	100.0	—	—	—	—	—	—	—	—
Flooring, n. e. s.	125,229	125,229	100.0	—	—	—	—	—	—	—	—
NEW YORK CITY	253,229,422	182,023,315	71.9	11,721,510	8,471,668	2,351,268	5,547,349	1,149,870	7,790,792	244,580	10,227,333
Operative builders	724,274	678,998	93.7	10,525	54,432	3,651	5,263	3,531	2,760	—	24,647
General contractors	107,911,096	58,015,642	53.8	8,514,562	5,053,213	1,296,556	1,030,643	928,972	1,321,716	241,629	7,070,168
Building	49,918,504	25,061,431	50.2	2,471,635	4,898,187	1,291,467	1,022,076	179,589	428,044	60,948	3,039,097
Building not specialized	43,682,877	21,002,187	50.1	2,221,054	4,283,733	1,240,122	710,882	93,737	377,250	59,218	2,719,707
Commercial building only	3,092,053	1,387,595	44.9	98,157	133,730	21,631	63,321	36,210	12,197	1,010	90,231
Manufacturing building only	131,015	120,086	91.7	12,875	79,617	—	2,959	—	—	—	18,225
Residential building only	3,062,559	2,541,503	83.0	139,049	399,107	29,804	245,514	49,642	30,407	720	208,884
Highway	1,618,888	1,299,052	80.5	303,607	6,433	—	—	476,386	1,965	7,718	350,854
Bridge and culvert	2,527,185	2,276,456	90.1	331,216	680	—	—	—	250,000	73,037	446,328
Grading	41,835	41,835	100.0	13,320	272	—	—	—	—	—	2,500
Street paving	7,151,727	5,935,477	83.0	2,705,478	20,353	—	—	22,282	593,906	60,506	1,093,805
Sewer, gas, water, conduit	3,678,797	2,282,855	62.1	281,064	12,652	—	—	15,802	7,440	—	249,236
Dam and reservoir	46,687	46,687	100.0	20,000	—	—	—	—	—	—	20,100
Waterworks	7,916,510	2,230,977	28.3	47,694	13,661	—	—	1,240	2,481	1,087	42,208
Dredging, river, harbor, etc.	4,804,240	2,001,940	41.7	129,814	—	—	7,000	6,000	24,000	45,735	127,981
Railroad	2,355,467	1,261,770	53.6	388,177	742	—	—	—	3,204	—	273,520
Foundation	146,915	107,396	73.1	41,600	1,000	440	—	60	5,000	400	48,000
Central station, light and power plant	8,221,311	208,785	2.5	—	—	—	—	—	—	—	3,541
Refuse disposal plant	140,308	100,308	71.5	2,472	8,937	3,937	73	—	2,180	—	—
Subway (other than buildings)	19,384,427	15,106,328	77.9	1,769,066	92,048	394	894	227,607	2,596	2,218	1,379,898
Radio tower, etc.	58,345	58,345	100.0	9,510	—	—	—	—	—	—	—
Subcontractors	\$144,591,052	123,328,675	85.3	3,196,423	3,364,023	1,051,051	4,511,443	217,367	6,408,247	2,051	3,132,528
Carpentering and wood flooring	3,136,328	2,524,103	80.5	17,980	—	—	2,123	—	6,164	—	34,914
Concreting	7,135,895	6,511,494	91.2	2,115,591	10,128	177,425	—	64,079	23,170	—	2,328,612
Electrical	14,234,697	13,789,014	96.9	—	—	—	—	—	—	—	100
Elevator construction	13,878,722	13,746,078	99.0	150	—	—	—	—	—	—	—
Heating and plumbing	45,208,683	39,059,068	86.4	3,640	12,198	1,439	5,576	512	487	—	1,689
Heating and piping	14,231,941	12,509,319	87.9	793	9,458	—	—	—	—	—	325
Pipe covering	723,060	668,597	92.5	—	—	—	—	—	—	—	—
Plumbing	26,883,913	24,187,909	89.9	2,747	2,740	455	5,470	512	487	—	1,164
Plumbing and heating combined	2,242,255	598,319	26.6	100	—	—	—	100	—	—	200
Automatic temperature control	177,401	177,401	100.0	—	—	—	—	—	—	—	—
Automatic sprinkler systems	950,113	950,113	100.0	—	—	—	—	—	—	—	—
Masonry	6,294,996	4,964,605	78.9	331,252	3,120,301	743,937	85,620	15,787	19,751	—	378,797
Painting and decorating	2,734,754	2,583,231	94.5	2,817	561	3,725	—	—	—	—	1,340
Glass and glazing	1,037,315	1,006,257	97.0	2,000	—	—	—	—	—	—	3,000
Plastering and lathing	4,237,750	3,129,712	73.9	352,417	5,743	9,742	140	—	—	2,431	116,826

See footnotes at end of table.

TABLE 11.—COST OF MATERIAL FURNISHED AND USED BY REPORTING ESTABLISHMENTS DURING 1929—Continued

[See note at head of this table]

CLASSIFICATION OF ESTABLISHMENTS	Total cost of all materials	COST OF ALL MATERIALS DISTRIBUTED BY KIND		Sand, gravel, crushed stone, slag, cinders, etc.	Brick (face, common, fire paving, etc.)	Tile (fire-proofing)	Tile, facing, terra cotta, floor, and wall	Concrete and cinders block	Cut stone, granite, and marble	Riprap, rubble, etc.	Cement
		Amount	Percent of total								
NEW YORK CITY—Contd.											
Subcontractors—Continued.											
Roofing and sheet-metal work	\$5,279,609	\$4,485,088	85.0	\$19,035	\$903	\$4,596	\$43,889		\$1,208		\$8,305
Roofing	2,179,844	2,084,381	95.3	17,087	903	4,456	32,823		1,208		5,134
Sheet-metal work	1,995,151	1,580,007	79.2	50			9,066				
Roofing and sheet-metal combined	1,104,614	870,700	78.8	1,898		140	2,000				1,171
Steel erection	11,578,909	11,489,896	99.8	89							
Stonework	2,376,145	2,267,972	95.4	6,204	2,025	00		\$132,343	2,067,713		7,368
Marble and tiling	11,082,425	9,713,225	88.0	162,623	210,639	110,127	4,374,065	3,006	4,269,470		124,057
Excavating	907,591	288,323	31.8	96,790	1,525					\$520	30,863
Ornamental iron	7,620,218	5,086,832	66.1								
Highway	298,427	298,427	100.0								
Waterworks	20,047	20,047	100.0								
Dredging, river, harbor, etc.	143,730	143,730	100.0								
Soundproofing	302,379	180,091	59.6								
Foundation	5,268,216	555,298	10.5	84,310				740			80,908
Metal work, n. e. s.	860,749	746,048	86.7								
Flooring, n. e. s.	974,697	830,486	86.1	2,598						18,204	18,189
BRONX BOROUGH											
16,723,127											
14,668,309											
87.7											
1,018,554											
595,156											
414,643											
540,302											
19,800											
14 1,278,379											
90											
652,288											
General contractors											
Building	3,791,404	3,041,823	80.2	726,484	103,421	136,880	10,078	10,300	13,250	90	406,280
Building not specialized	1,060,122	737,147	69.5	90,012	80,549	136,880	10,078	16,800	4,000	90	75,401
Commercial building only	51,012	43,516	85.3	80,023	81,440	136,880	10,078	350	4,000	90	71,047
Residential building only	55,354	55,354	100.0	3,473	8,100			16,450			800
Highway	16,228	16,228	100.0	0,375							2,714
Street paving	872,975	724,581	83.0	246,536	10,000			2,500	1,548		6,612
Sewer, gas, water, conduit	339,695	101,002	29.7	2,699					7,702		174,607
Foundation	117,610	78,100	66.4	35,000	1,000						35,000
Central station, light, and power plant	2,550	2,550	100.0								
Subway (other than building)	1,382,215	1,382,215	100.0	336,862	2,872						114,600
Subcontractors											
Carpentering and wood flooring	12,931,723	11,626,486	89.9	292,070	491,735	277,763	521,224	500	1,260,129		246,018
Concrete	813,607	790,262	97.2	107,722	728				5,170		81,244
Electrical	260,567	227,929	87.5								
Elevator construction	389,582	389,582	100.0								
Heating and plumbing	1,158,632	1,158,632	100.0								
Heating and piping	2,499,646	2,112,493	84.5								
Pipe covering	466,408	466,408	100.0								
Plumbing	17,000	17,000	100.0								
Plumbing and heating combined	1,791,326	1,602,326	89.4								
Masonry	224,852	26,699	11.9	126,752	488,832	277,378	23,177	500	8,677		110,749
Painting and decorating	1,265,760	1,008,883	84.4								
Glass and glazing	118,006	118,006	100.0								
Pliastering and lathing	141,924	141,924	100.0								
Roofing and sheet-metal work	101,289	122,568	76.0	6,717							9,471
Roofing	1,049,982	1,049,982	100.0	8,539	600	325	12,924				4,739
Sheet-metal work	202,001	202,001	100.0	7,620	600	325	12,924				3,508
Roofing and sheet-metal combined	529,103	529,103	100.0	910							1,171
Steel erection	318,878	318,878	100.0								
Stonework	750,571	702,051	92.8			60			307,406		2,975
Marble and tiling	315,779	315,779	100.0	3,550	50				631,082		6,265
Excavating	1,636,418	1,447,286	88.4	2,806							12,386
Ornamental iron	108,044	72,489	67.1	33,386	1,525			456,123			
Foundation	1,872,800	1,527,220	81.0								
Metal work, n. e. s.	60,000	60,000	100.0								
Flooring, n. e. s.	84,872	74,136	86.4								
Flooring, n. e. s.	248,264	248,264	100.0	2,598						7,794	18,189
BROOKLYN BOROUGH											
28,206,984											
22,107,662											
78.4											
1,203,025											
1,023,667											
123,300											
762,032											
63,829											
1,472,063											
400											
784,349											
Operative builders											
Building	138,956	133,317	95.9	8,803	13,730	1,550	5,111	2,628			2,758
Building not specialized	10 7,896,395	5,106,264	64.7	1,074,635	760,428	90,649	127,114	42,395	60,331	400	686,260
Commercial building only	4,440,677	2,760,870	62.2	251,021	763,835	39,881	127,046	22,735	9,751		279,725
Residential building only	3,613,050	2,067,720	57.2	182,505	647,175	88,701	115,861	14,814	5,801		197,023
Bridge and culvert	278,108	188,688	67.8	17,260	25,100	1,080	1,000	4,150	4,100		19,437
Grading	549,453	504,453	91.8	51,256	191,660	100	10,185	3,771	800		63,235
Street paving	86,320	15,641	18.1	3,862	625	328					4,631
Sewer, gas, water, conduit	1,023	1,023	100.0	430							
Waterworks	1,351,690	1,332,346	98.6	627,915	1,432		10,600		50,580		301,890
Dredging, river, harbor, etc.	1,061,192	40,891	3.9	9,293	1,338						1,338
Railroad	95,218	95,218	100.0	1,547	682						1,514
Foundation	54,691	54,691	100.0	60							75
Subway (other than buildings)	232,780	232,780	100.0	113,197							6,273
Subway (other than buildings)	21,296	21,296	100.0	6,800		440			60	400	10,000
Subway (other than buildings)	551,508	551,508	100.0	60,710	1,616		68				80,822
Subcontractors											
Carpentering and wood flooring	20,171,614	16,808,081	83.6	119,527	240,499	31,101	629,807	8,806	1,411,752		105,322
Concrete	310,467	285,467	91.9	200							100
Electrical	66,584	66,584	100.0	35,259							20,118
Elevator construction	593,071	593,071	100.0								
Heating and plumbing	3,208,986	3,208,986	100.0								
Heating and piping	7,548,558	5,788,881	76.7	557	975	5	2,926	487	487		1,140
Plumbing	2,225,601	2,049,750	92.1								125
Plumbing and heating combined	4,820,774	3,673,399	75.6	557	975	5	2,926	487	487		1,015
Masonry	462,183	65,732	14.2								49,161
Painting and decorating	416,550	373,940	89.8	46,655	239,474	13,059		8,519	478		20
Painting and decorating	276,552	276,552	100.0	10							

See footnotes at end of table.

TABLE 11.—COST OF MATERIAL FURNISHED AND USED BY REPORTING ESTABLISHMENTS DURING 1929—Continued

[See note at head of this table]

CLASSIFICATION OF ESTABLISHMENTS	Total cost of all materials	COST OF ALL MATERIALS DISTRIBUTED BY KIND		Sand, gravel, crushed stone, slag, cinders, etc.	Brick (face, common, fire, paving, etc.)	Tile (fire-proofing)	Tile, facing, terra cotta, floor, and wall	Concrete and cinder block	Cut stone, granite, and marble	Riprap, rubble, etc.	Cement
		Amount	Per cent of total								
BROOKLYN BOROUGH—Con.											
Subcontractors—Continued											
Glass and glazing	\$49,357	\$49,357	100.0								
Plastering and lathing	216,838	129,750	59.8	\$16,000							\$21,250
Roofing and sheet-metal work	1,726,956	1,095,223	63.4	560			\$6,389				
Roofing	242,221	222,221	91.7	60			4,389				
Sheet-metal work	988,804	571,600	59.0								
Roofing and sheet metal combined	515,931	301,342	58.4	500			2,000				
Steel erection	1,054,826	990,333	93.9								
Stone work	716,525	666,525	93.0						\$666,525		
Marble and tiling	1,857,376	1,430,151	77.0	5,648	\$50	\$18,037	620,492		744,262		11,033
Excavating	20,138	20,138	100.0	14,638							2,500
Ornamental iron	1,660,956	1,445,249	87.0								
Foundation	12,268	12,268	100.0								
Metal work, n. e. s.	435,600	435,600	100.0								
MANHATTAN BOROUGH	188,574,184	124,924,078	66.1	7,647,778	6,463,589	1,786,673	3,831,445	\$677,733	2,789,374	\$181,518	7,701,561
Operative builders	532,656	493,018	92.6	1,662	40,702	2,101	152	903	2,569		20,000
General contractors	88,910,656	43,500,039	48.9	5,129,519	3,914,039	1,045,385	848,626	601,137	1,111,264	188,567	5,151,582
Building	42,295,620	20,203,756	47.8	2,013,796	3,825,252	1,044,991	840,800	122,096	388,936	60,858	2,593,533
Building not specialized	37,871,680	17,511,504	46.2	1,876,379	3,520,535	994,999	551,073	66,504	342,442	59,128	2,388,384
Commercial building only	2,399,325	953,903	39.8	63,895	49,146	20,451	62,136	14,236	8,097	1,010	68,525
Manufacturing building only	98,984	98,984	100.0	6,486	74,154						11,748
Residential building only	1,925,571	1,639,365	85.1	67,036	181,417	20,541	227,586	41,356	38,397	720	124,876
Highway	926,960	808,892	87.3	85,938	1,706			436,386	417	7,718	232,055
Bridge and culvert	2,440,815	2,280,815	93.6	327,354	155				250,000	73,037	441,697
Grading	40,812	40,812	100.0	12,890	272						2,690
Street paving	3,365,108	2,316,566	68.8	989,034	1,000				427,100		329,190
Sewer, gas, water, conduit	1,476,390	1,362,407	92.3	224,072	11,314			15,802	7,440		156,898
Dam and reservoir	18,500	18,500	100.0	6,000							7,600
Waterworks	7,044,416	1,998,968	28.4	37,244	12,817			1,246	2,481	1,067	39,694
Dredging, river, harbor, etc.	4,677,590	1,909,170	40.8	129,754			7,000	6,000	24,000	43,069	127,906
Railroad	2,122,687	1,023,990	48.5	274,980	742				3,204		267,247
Foundation	8,000	8,000	100.0						5,000		3,000
Central station, light and power plant	8,218,761	206,235	2.5								
Subway (other than buildings)	16,550,652	11,278,553	72.5	1,018,938	60,781	394	826	10,607	2,566	2,218	650,272
Radio tower, etc.	58,345	58,345	100.0	9,510							
Subcontractors	94,130,872	80,931,021	86.0	2,516,597	2,508,858	739,187	2,982,667	75,693	1,675,541	2,951	2,529,979
Carpentering and wood flooring	1,332,491	944,776	70.9	17,780			2,123		6,164		84,814
Concreting	6,355,312	5,763,539	90.7	1,814,767	9,400	177,425		64,079	18,000		2,027,564
Electrical	11,235,748	10,790,065	96.0								100
Elevator construction	9,611,104	9,378,460	98.6	150							
Heating and plumbing	29,385,729	26,207,003	89.2	2,322	11,223	1,434	2,650				549
Heating and piping	10,258,164	8,711,393	84.9	793	9,458	984					260
Pipe covering	673,053	637,597	94.7								
Plumbing	16,458,324	15,355,386	93.3	1,429	1,705	460	2,550				149
Plumbing and heating combined	868,674	375,113	43.2	100			100				200
Automatic temperature control	177,401	177,401	100.0								
Automatic sprinkler systems	950,113	950,113	100.0								
Masonry	4,366,458	3,343,678	76.6	136,761	2,269,064	450,500	62,443	6,968	10,596		186,038
Painting and decorating	2,340,196	2,188,673	93.5	2,807	561	3,725					1,320
Glass and glazing	697,034	665,976	95.5								
Plastering and lathing	3,657,034	2,720,512	74.4	313,292	5,743	9,742				2,431	82,330
Roofing and sheet-metal work	1,922,033	1,855,570	96.6	9,936	303	4,271	15,510				1,566
Roofing	1,892,909	1,345,446	71.1	9,398	303	4,181	15,510				1,566
Sheet-metal work	278,644	260,644	93.5	50							
Roofing and sheet metal combined	250,480	250,480	100.0	488		140					
Steel erection	9,036,750	9,016,760	99.8	10							
Stonework	1,076,612	1,026,439	95.3	1,654	1,975				967,986		4,227
Marble and tiling	4,937,096	4,402,534	89.2	84,036	210,589	92,090	2,899,941	3,906	672,806	520	92,088
Excavating	770,409	195,696	25.1	48,766							15,477
Ornamental iron	1,154,137	1,049,038	90.9								
Waterworks	20,047	20,047	100.0								
Dredging, river, harbor, etc.	143,730	143,700	100.0								
Soundproofing	302,379	180,091	59.6								
Foundation	5,197,948	493,030	9.5	84,316				740			80,988
Metal work, n. e. s.	11,692	11,692	100.0								
Flooring, n. e. s.	667,933	532,722	79.8								
QUEENS BOROUGH	22,834,211	18,663,426	81.7	1,263,994	369,246	23,939	406,270	392,765	2,087,466	2,066	906,336
Operative builders	52,663	52,663	100.0						200		1,889
General contractors	5,742,420	4,967,239	86.5	996,526	246,315	20,939	33,525	260,412	36,441	2,066	662,538
Building	1,787,531	1,137,083	63.6	90,427	202,774	17,942	33,452	12,230	25,667		77,167
Building not specialized	977,719	664,825	68.0	68,637	123,049	17,942	23,325	7,169	24,907		53,833
Commercial building only	363,488	201,488	55.4	7,486	61,384		185	1,374			10,489
Manufacturing building only	21,102	21,102	100.0	5,889	5,463		2,959				6,477
Residential building only	425,222	249,698	58.7	8,415	22,878		6,983	3,687	750		6,368
Highway	575,700	478,932	83.3	211,294	4,727			40,000			112,187
Street paving	570,099	570,099	100.0	290,477	5,818			182	10,462		142,684
Sewer, gas, water, conduit	801,620	778,555	97.1	45,000							91,000
Dredging, river, harbor, etc.	26,107	26,107	100.0							2,066	
Refuse disposal plant	37,411	37,411	100.0	772	6,217	2,997	73		522		1,297
Subway (other than buildings)	1,894,052	1,894,052	100.0	362,556	26,779			208,000			228,203

See footnotes at end of table.

TABLE 11.—COST OF MATERIAL FURNISHED AND USED BY REPORTING ESTABLISHMENTS DURING 1929—Continued

[See note at head of this table]

CLASSIFICATION OF ESTABLISHMENTS	Total cost of all materials	COST OF ALL MATERIALS DISTRIBUTED BY KIND		Sand, gravel, crushed stone, slag, cinders, etc.	Brick (face, common, fire, paving, etc.)	Tile (fire-proofing)	Tile, facing, terra cotta, floor, and wall	Concrete and Cinder block	Cut stone, granite, and marble	Riprap, rubble, etc.	Cement	
		Amount	Per cent of total									
QUEENS BOROUGH—Con.												
Subcontractors	\$17,039,128	\$13,643,524	80.1	\$267,408	\$122,931	\$3,000	\$372,745	\$132,343	\$2,050,825		\$250,909	
Carpentering and wood flooring	679,768	404,598	72.8									
Concreting	453,442	453,442	100.0	157,848							109,746	
Electrical	1,976,266	1,976,266	100.0									
Heating and plumbing	5,281,365	4,746,018	86.1									
Heating and piping	1,281,708	1,281,708	100.0									
Pipe covering	33,007	14,000	42.4									
Plumbing	3,055,801	3,400,110	93.3									
Plumbing and heating combined	540,819	41,200	7.6									
Masonry	249,238	178,164	72.4	21,084	122,931	3,000					29,849	
Glass and glazing	149,000	149,000	100.0	2,000							3,000	
Plastering and lathing	202,589	156,882	77.4	16,408							3,775	
Roofing and sheet-metal work	¹² 680,038	483,313	83.2				140		1,208			
Roofing	342,718	264,718	77.2						1,208			
Sheet-metal work	218,600	218,600	100.0				9,066					
Steel erection	730,762	730,762	100.0					132,343	125,796		106	
Stonework	267,229	267,229	97.0								14,373	
Marble and tiling	2,587,235	2,418,054	93.5	70,133			363,539		1,913,321			
Ornamental iron	2,032,325	1,015,325	34.6									
Highway	298,427	298,427	100.0									
Metal work, n. e. s.	328,579	224,614	68.4									
Flooring, n. e. s.	58,500	58,500	100.0						10,500			
RICHMOND BOROUGH	1,887,936	1,659,840	87.9	¹⁴ 588,159	20,010	2,703	7,300	5,753	¹⁴ 108,430	\$50,506	¹⁴ 173,789	
General contractors	1,570,221	1,400,277	89.2	587,898	20,010	2,703	2,300	5,728	100,430	50,506	173,489	
Building	334,554	212,575	63.5	17,279	14,777	1,763	2,300	5,728	600		12,211	
Building not specialized	227,595	119,852	52.7	8,410	11,525	1,000	1,540	4,900	600		5,520	
Residential building only	106,959	92,723	86.7	8,869	3,252	163	760	828			6,691	
Street paving	991,855	991,855	100.0	545,516	2,103				97,972	50,506	145,434	
Dam and reservoir	28,187	28,187	100.0	14,000	248						12,600	
Waterworks	156,876	142,791	91.0	8,908	162						1,000	
Drudging, river, harbor, etc.	45,852	11,072	26.1						1,858		2,244	
Refuse disposal plant	12,897	12,897	100.0	1,700	2,720	940						
Subcontractors	317,715	259,503	81.7	761			5,000	25	8,000		300	
Electrical	40,000	40,000	100.0									
Heating and plumbing	263,415	205,263	77.9	761				25				
Plumbing	117,088	117,088	100.0	761				25				
Plumbing and heating combined	145,727	87,575	60.1				5,000		8,000		300	
Marble and tiling	14,300	14,300	100.0									
ROCHESTER	10,187,355	9,011,474	88.5	² 897,376	² 640,066	51,754	209,219	192,501	472,590	29,558	² 1,087,219	
General contractors	6,372,309	6,060,801	95.1	858,850	535,968	51,667	93,124	126,248	387,670	20,558	1,057,446	
Building	4,544,323	4,232,505	93.1	292,328	500,254	51,667	93,124	112,580	310,479	29,558	371,423	
Building not specialized	4,303,851	4,026,859	93.0	288,343	499,869	51,667	90,426	110,080	310,479	3,000	367,903	
Commercial building only	18,700	18,700	100.0									
Residential building only	221,772	184,346	83.1	3,985	885		2,698	2,500		26,558	3,520	
Highway	635,501	635,501	100.0	230,605	2,066			477			264,086	
Bridge and culvert	54,860	54,860	100.0	14,320				1,525			8,543	
Street paving	1,079,408	1,079,408	100.0	320,743	28,261			11,666	77,191		422,041	
Sewer, gas, water, conduit	58,217	58,217	100.0	848	4,777						1,353	
Subcontractors	3,815,040	2,950,583	77.3	38,526	104,708	87	116,095	6,253	85,220		29,773	
Carpentering and wood flooring	169,136	169,136	100.0									
Electrical	827,464	805,034	97.3	10,000	4,000						5,000	
Elevator construction	14,000	14,000	100.0									
Heating and plumbing	¹⁵ 1,529,007	927,197	60.8	500							87	
Heating and piping	657,655	351,010	53.4									
Pipe covering	48,000	48,000	100.0									
Plumbing	537,169	442,253	82.3	500							87	
Automatic sprinkler systems	85,934	85,934	100.0									
Masonry	187,926	187,926	100.0	22,712	100,708	87	280	6,253	14,026		14,599	
Painting and decorating	61,938	61,938	100.0									
Glass and glazing	12,000	12,000	100.0									
Plastering and lathing	15,000	15,000	100.0									
Roofing and sheet-metal work	410,946	303,995	74.0	350							25	
Roofing	100,106	100,106	100.0	350							25	
Sheet-metal work	129,889	129,889	100.0									
Roofing and sheet metal combined	120,951	14,000	11.6									
Steel erection	195,504	195,504	100.0									
Marble and tiling	347,542	214,270	61.7	4,964			115,815		71,195		10,062	
Ornamental iron	15,783	15,783	100.0									
Flooring, n. e. s.	28,800	28,800	100.0									
SYRACUSE	6,145,021	5,038,059	82.0	¹ 484,128	168,038	66,136	100,985	3,700	259,499		¹ 420,555	
General contractors	¹⁶ 3,148,173	2,304,911	73.2	444,898	171,438	64,642	7,428	3,700	199,366		392,014	
Building	¹⁷ 1,600,125	1,053,290	65.8	48,306	131,680	54,881	6,768	3,700	72,031		127,106	
Building not specialized	1,444,219	1,018,740	70.5	48,106	130,980	54,881	6,758	3,700	72,032		127,106	
Residential building only	99,550	34,550	34.7	200	700						87,682	
Highway	572,393	372,393	65.1	197,948	1,820	761					18,000	
Bridge and culvert	38,959	38,959	100.0	6,000	1,100						187,726	
Street paving	574,671	574,671	100.0	166,543	21,838				117,335		4,600	
Sewer, gas, water, conduit	286,797	199,828	69.7	13,101	500						17,000	
Waterworks	65,770	65,770	100.0	13,000	14,500	9,000	670		10,000			

See footnotes at end of table.

CONSTRUCTION—NEW YORK

TABLE 11.—COST OF MATERIAL FURNISHED AND USED BY REPORTING ESTABLISHMENTS DURING 1929—Continued

[See note at head of this table]

CLASSIFICATION OF ESTABLISHMENTS	Total cost of all materials	COST OF ALL MATERIALS DISTRIBUTED BY KIND		Sand, gravel, crushed stone, slag, cinders, etc.	Brick (face, common, fire, paving, etc.)	Tile (fire-proofing)	Tile, facing, terra cotta, floor, and wall	Concrete and cinder block	Cut stone, granite, and marble	Riprap, rubble, etc.	Cement	
		Amount	Percent of total									
SYRACUSE—Continued												
Subcontractors	\$2,997,448	\$2,733,148	91.2	\$30,230	\$16,600	\$494,404	\$93,557,598		\$60,133		\$28,541	
Carpentering and wood flooring	39,930	12,549	31.4								13,366	
Concreting	24,390	24,390	100.0	5,858								
Electrical	344,254	344,254	100.0									
Heating and plumbing	1,107,191	976,322	88.2									
Heating and piping	191,545	191,545	100.0									
Plumbing	677,027	650,735	96.1									
Plumbing and heating combined	238,619	134,042	56.2				4,080				4,320	
Masonry	22,469	22,469	100.0	3,161	9,000							
Painting and decorating	12,428	12,428	100.0									
Glass and glazing	12,800	12,800	100.0								5,000	
Plastering and lathing	123,990	102,000	82.3	18,000								
Roofing and sheet-metal work	455,363	455,363	100.0	9,509	7,000							
Roofing	275,740	275,740	100.0	9,509	7,000							
Sheet-metal work	179,623	179,623	100.0									
Steel erection	360,636	360,636	100.0				38,879		60,133		5,865	
Marble and tiling	172,276	172,276	100.0	2,658								
Ornamental iron	108,090	84,090	77.8									
Grading	44	44	100.0		44							
Metal work, n. o. s.	132,967	132,967	100.0									
Flooring, n. o. s.	20,561	20,561	100.0									
UTICA												
	3,737,072	3,003,317	80.4	2,634,430	129,113	12,243	48,806	\$13,637	95,308	\$33,870	\$502,395	
General contractors	2,232,923	2,232,944	97.8	680,127	127,613	12,243	33,806	11,687	80,308	33,870	497,100	
Building	1,026,286	976,307	95.1	107,305	67,280	12,243	33,806	11,687	80,308	33,870	92,042	
Building not specialized	947,264	914,902	96.6	93,205	65,680	9,743	33,806	10,487	76,308	33,870	91,542	
Commercial building only	14,744	14,744	100.0	1,200		2,500			4,000		600	
Residential building only	64,278	49,001	76.3	12,900	1,600			1,200				
Highway	423,491	423,491	100.0	191,653	50,000						131,396	
Street paving	833,146	833,146	100.0	381,169	10,333						273,662	
Subcontractors	1,454,149	770,373	53.0	4,303	1,500		15,000	2,000	15,000		5,295	
Carpentering and wood flooring	11,207	11,207	100.0									
Electrical	367,055	27,481	7.5									
Elevator construction	24,238	24,238	100.0									
Heating and plumbing	659,333	327,186	49.6									
Heating and piping	499,933	276,116	55.2									
Plumbing	62,123	27,000	43.5									
Plumbing and heating combined	97,324	24,070	24.7									
Painting and decorating	13,958	13,958	100.0									
Roofing	114,853	102,863	89.6	273								
Steel erection	207,131	207,131	100.0				15,000		15,000		1,200	
Marble and tiling	34,000	34,000	100.0	2,000				2,000			4,000	
Excavating	12,000	12,000	100.0	2,000	1,500						95	
Ornamental iron	10,269	10,269	100.0	30								
YONKERS												
	2,730,100	2,343,599	85.8	2,203,277	121,279	2,434	85,909	12,447	126,409	10,612	140,245	
Operative builders	43,620	43,620	100.0	600	1,500			350			520	
General contractors	1,066,290	807,919	75.8	118,807	113,779	2,434	35,475	12,097	41,169	10,612	67,275	
Building	685,405	427,034	62.3	47,878	106,623	2,308	35,175	12,097	4,041	10,612	26,792	
Building not specialized	436,431	345,943	79.3	39,505	97,958	1,723	34,675	10,747	3,341	4,162	22,781	
Commercial building only	8,281	8,281	100.0	1,039							4,011	
Residential building only	240,843	72,810	30.3	7,334	8,665	580	500	1,360	700	6,460	20,226	
Highway	71,152	71,152	100.0	32,895	220							
Street paving	36,919	36,919	100.0	14,474								
Sewer, gas, water, conduit	272,814	272,814	100.0	23,500	6,936	126	300		37,128		20,267	
Subcontractors	1,620,100	1,492,060	92.1	83,870	6,000		50,434		85,240		72,450	
Carpentering and wood flooring	11,800	11,800	100.0									
Concreting	176,935	176,935	100.0	66,349							66,350	
Electrical	143,192	143,192	100.0	470							300	
Heating and plumbing	650,465	650,465	100.0									
Heating and piping	582,849	582,849	100.0									
Pipe covering	13,066	13,066	100.0									
Plumbing	54,550	54,550	100.0									
Painting and decorating	25,441	25,441	100.0									
Glass and glazing	8,000	8,000	100.0									
Roofing and sheet-metal work	193,955	168,055	87.1									
Roofing	111,275	86,275	77.5									
Sheet-metal work	54,269	54,269	100.0									
Roofing and sheet-metal combined	27,511	27,511	100.0									
Steel erection	112,997	112,997	100.0									
Stonework	118,791	83,791	70.5	9,551					74,240		700	
Marble and tiling	53,784	53,784	100.0	500			50,434		1,000			
Excavating	57,600	57,600	100.0	7,000	6,000				10,000		5,100	

See footnotes at end of table.

CONSTRUCTION—NEW YORK

TABLE 11.—COST OF MATERIAL FURNISHED AND USED BY REPORTING ESTABLISHMENTS DURING 1929—Continued

[See note at head of this table]

CLASSIFICATION OF ESTABLISHMENTS	Lime	Plaster, etc.	Structural steel	Reinforcing steel	Cast iron, miscellaneous, excluding pipe	Metal doors, windows, and trim	Metal and wire lath and furring	Orna-mental metal work	Lumber, rough and finished	Laths, shingles, and shakes	Millwork
NEW YORK	\$1,333,469	\$2,378,694	\$24,048,023	\$5,036,192	\$3,537,592	\$1,413,263	\$1,523,673	\$5,002,811	\$15,492,820	\$568,527	\$5,572,961
Operative builders.....	7,307	28,976	6,542	750	1,705	21,737	10,259	8,556	232,346	18,768	205,540
General contractors.....	758,803	744,531	9,501,034	3,032,342	3,173,352	669,718	350,281	351,060	12,618,621	373,079	4,632,815
Building.....	905,824	727,193	3,914,205	1,704,646	127,054	658,365	336,619	325,424	8,047,931	370,808	4,615,070
Building not specialized.....	486,901	560,570	3,779,019	1,046,220	80,500	570,327	284,616	206,760	6,302,595	254,652	3,495,843
Commercial building only.....	23,088	29,888	25,285	28,508	4,409	28,065	0,363	8,675	607,714	26,755	71,892
Manufacturing building only.....	8,567	—	23,347	2,796	1,172	4,336	—	—	11,236	—	1,132
Residential building only.....	91,668	130,729	86,014	27,113	40,907	55,637	42,640	20,989	1,726,386	89,401	1,047,603
Highway.....	3,539	1,500	270,321	1,225,642	54,998	1,094	319	10,360	206,997	356	4,807
Bridge and culvert.....	2,289	—	291,556	214,063	17,031	284	197	0,937	340,223	1,250	542
Grading.....	300	200	6,178	6,065	348	—	1,050	—	28,829	500	4,060
Street paving.....	141,003	170	32,758	285,927	28,186	125	10,190	—	59,817	—	250
Sewer, gas, water, conduit.....	3,070	14,034	45,343	74,435	93,659	260	1,500	—	245,841	—	2,000
Dam and reservoir.....	101	208	3,896	18,413	32,430	1,345	84	—	26,130	—	816
Waterworks.....	1,856	384	65,454	1,619	1,171	3,824	—	61	44,138	165	—
Dredging, river, harbor, etc.....	—	—	32,820	37,070	15,227	—	—	—	700,585	—	—
Railroad.....	—	—	167,372	52,939	31,253	—	—	—	130,348	—	593
Foundation.....	—	—	—	4,336	—	—	—	—	2,500	—	—
Central station, light and power plant.....	—	—	—	3,181	16,027	—	—	—	9,988	—	—
Air transport work.....	—	—	—	30,000	—	—	—	—	3,150	—	—
Refuse disposal plant.....	157	842	6,478	2,244	47,221	—	—	—	1,716	—	275
Subway (other than buildings).....	64	—	4,043,210	271,662	2,739,697	2,625	322	6,511	2,167,911	—	3,802
Radio tower, etc.....	—	—	12,374	—	—	1,790	—	777	3,612	—	—
Subcontractors.....	567,359	1,605,187	14,540,447	1,102,100	362,535	721,808	1,153,133	4,043,195	2,641,853	166,680	734,500
Carpentering and woodflooring.....	25	10,050	2,000	40,000	66,172	40,725	60	250	1,761,019	4,150	717,624
Concreting.....	1,800	1,800	32,900	866,573	1,424	—	41,822	—	612,404	—	—
Electrical.....	500	50	—	1,000	—	—	200	3,300	1,794	—	—
Elevator construction.....	—	—	6,698	—	3,028	7,500	—	13,000	988	—	—
Heating and plumbing.....	550	12,287	2,767	487	33,131	587	487	8,025	7,893	3,750	3,000
Heating and piping.....	28	—	2,327	—	—	100	—	8,025	3,154	150	—
Pipe covering.....	—	10,750	—	—	—	—	—	—	—	—	—
Plumbing.....	522	1,467	440	487	33,131	487	—	—	4,639	3,600	3,000
Plumbing and heating combined.....	—	50	—	—	—	—	—	—	100	—	—
Masonry.....	117,169	30,746	32,338	16,448	15,123	20,174	18,760	—	30,423	10,729	—
Painting and decorating.....	1,857	7,305	—	77	2,977	9,965	—	—	7,231	13	561
Glass and glazing.....	—	—	—	2,500	9,000	—	—	10,000	4,500	—	—
Plastering and lathing.....	407,933	1,460,064	—	9,328	—	700	974,868	1,466	6,277	144,859	—
Roofing and sheet-metal work.....	—	—	2,621	—	115	3,415	31,128	73,209	41,128	2,867	—
Roofing.....	—	—	1,825	—	—	2,030	1,411	9,015	34,623	2,587	—
Sheet-metal work.....	—	—	600	—	—	—	29,717	58,827	5,286	—	—
Roofing and sheet metal combined.....	—	—	196	—	115	1,385	—	5,397	1,254	280	—
Steel construction.....	—	—	13,532,134	47,611	10,914	140	62,109	150,931	27,746	—	—
Stonework.....	50	—	—	—	—	—	—	27,658	2,033	—	—
Marble and tiling.....	37,075	51,040	2,000	11,636	—	1,254	7,136	—	1,572	312	275
Wrecking.....	—	—	—	—	—	1,400	—	—	5,250	—	—
Excavating.....	2,100	3,500	21,275	5,234	—	75	—	—	77,462	—	—
Ornamental iron.....	—	—	543,288	17,067	182,199	3,119	20,323	4,340,581	1,600	—	—
Highway.....	—	—	122,887	12,073	2,317	—	—	—	82	—	—
Bridge and culvert.....	—	—	201	3,435	—	—	—	—	1,825	—	—
Grading.....	—	—	1,400	—	600	—	—	—	2,208	—	—
Dredging, river, harbor, etc.....	—	—	60,210	—	27,675	1,910	—	—	1,544	—	13,040
Foundation.....	—	—	—	61,971	—	—	—	—	35,945	—	—
Metal work, n. e. s.....	—	—	170,528	—	1,860	630,844	—	—	8,394	—	—
Flooring, n. e. s.....	—	27,750	—	—	—	—	—	—	2,500	—	—
ALBANY	5,231	25,067	\$250,453	\$2,294	4,302	8,680	3,228	592	173,482	2,278	66,039
General contractors.....	4,231	24,067	16,482	59,017	3,702	7,295	3,228	592	155,274	2,278	66,039
Building.....	3,929	15,023	16,482	6,360	—	7,295	3,228	592	125,409	2,278	66,039
Building not specialized.....	3,729	11,023	12,482	990	—	2,295	1,728	192	77,408	2,278	65,089
Commercial building only.....	—	—	2,000	5,000	—	1,000	500	—	18,000	—	400
Residential building only.....	200	4,000	2,000	490	—	4,000	1,000	400	30,000	—	2,000
Highway.....	—	—	—	16,846	—	—	—	—	—	—	—
Street paving.....	—	—	—	3,200	—	—	—	—	3,358	—	—
Sewer, gas, water, conduit.....	302	9,034	—	27,772	3,702	—	—	—	26,507	—	—
Subcontractors.....	1,000	1,000	233,971	23,277	600	1,385	—	—	18,208	—	—
Concreting.....	—	—	30,000	13,237	—	—	—	—	10,000	—	—
Roofing and sheet-metal work.....	—	—	—	—	—	1,385	—	—	—	—	—
Roofing and sheet metal combined.....	—	—	—	—	—	1,385	—	—	—	—	—
Steel erection.....	—	—	202,571	10,040	—	—	—	—	6,000	—	—
Marble and tiling.....	1,000	1,000	—	—	—	—	—	—	—	—	—
Grading.....	—	—	1,400	—	600	—	—	—	2,208	—	—
BUFFALO	72,481	120,694	\$1,389,771	\$21,153	\$2,849	\$232,188	\$116,708	\$95,747	\$869,893	\$8,608	\$42,035
Operative builders.....	—	—	—	—	—	—	—	—	—	—	—
General contractors.....	70,048	60,884	519,774	344,471	27,471	126,412	19,413	26,274	757,245	31,975	411,385
Building.....	70,048	60,884	443,332	190,157	14,236	126,212	16,987	16,274	636,884	31,975	409,993
Building not specialized.....	62,046	23,774	409,195	187,561	14,226	121,376	15,787	14,174	519,809	27,910	379,344
Commercial building only.....	—	1,400	3,200	—	—	—	—	—	7,600	—	—
Manufacturing building only.....	147	—	23,347	2,796	10	4,336	—	—	6,511	—	1,132
Residential building only.....	7,855	35,710	7,590	—	—	500	1,110	2,100	162,964	4,065	29,517
Highway.....	—	—	54,760	132,622	2,000	—	—	—	28,152	—	—
Bridge and culvert.....	—	—	324	2,545	—	—	—	—	3,953	—	392
Street paving.....	—	—	1,000	5,125	—	6,190	—	—	1,396	—	—
Sewer, gas, water, conduit.....	—	—	4,000	6,900	—	—	200	—	5,863	—	1,000
Dredging, river, harbor, etc.....	—	—	3,129	7,002	—	—	—	—	26,697	—	—
Railroad.....	—	—	13,229	120	—	—	—	—	4,300	—	—

See footnotes at end of table.

TABLE 11.—COST OF MATERIAL FURNISHED AND USED BY REPORTING ESTABLISHMENTS DURING 1929—Continued

[See note at head of this table]

CLASSIFICATION OF ESTABLISHMENTS	Lime	Plaster, etc.	Structural steel	Reinforcing steel	Cast iron, miscellaneous, excluding pipe	Metal doors, windows, and trim	Metal and wire lath and furring	Orna-mental metal work	Lumber, rough and finished	Laths, shingles, and shakes	Millwork
BUFFALO—Continued											
Subcontractors.....	\$2,433	\$50,810	\$809,997	\$76,682	\$15,378	\$105,774	\$97,205	\$69,473	\$112,638	\$6,633	\$30,650
Carpentering and woodflooring.....									72,385		27,050
Concreting.....				20					229		
Heating and plumbing.....	5	50	2,100						4,800	3,000	3,000
Heating and piping.....			2,100						800		
Plumbing.....	5	50							4,000	3,000	3,000
Masonry.....	400	1,257		70		280			121	310	
Glass and glazing.....								10,000			
Plastering and lathing.....	1,440	57,795					57,725	250	1,681	2,567	
Roofing and sheet-metal work.....			600					250	1,681	150	
Roofing.....								250		56	
Sheet-metal work.....			600					250			
Roofing and sheet metal combined.....											
Steel erection.....			853,380	21,639	6,395		39,043	5,591	20,783	100	
Marble and tiling.....	488	708									
Wracking.....						1,400			5,250		
Excavating.....	100		1,275			75			2,275		
Ornamental iron.....			8,117		4,306	119		53,632			
Highway.....				9,947	2,317					83	
Foundation.....				45,000					2,000		
Metal work, n. e. s.....			4,525		1,860		103,920		3,131		
NEW YORK CITY											
Operative builders.....	5,312	12,704	792		1,665	739	2,309	7,206	124,330	3,279	138,391
General contractors.....	474,992	275,777	7,242,430	1,550,683	3,006,691	191,246	53,368	63,130	7,198,729	95,717	1,386,564
Building.....	332,395	274,551	2,182,614	953,455	36,251	183,001	45,732	55,842	3,000,821	95,711	1,381,734
Building not specialized.....	241,550	206,165	2,131,806	914,681	41,890	128,450	26,609	35,709	2,747,488	47,870	965,393
Commercial building only.....	22,970	27,588	10,068	22,910	4,409	26,387	5,563	6,715	518,711	26,213	53,258
Manufacturing building only.....	3,420				1,162				1,026		
Residential building only.....	64,446	40,798	40,740	15,864	33,700	28,164	10,560	13,418	423,590	22,114	362,683
Highway.....			20,000	35,098	16,102				20,505		
Bridge and culvert.....	150		117,974	129,423	16,223				310,439		
Grading.....				2,278	348				695		160
Street paving.....	140,124		13,866	23,638	5,230		7,314		19,637		
Sewer, gas, water, conduit.....	1,238		33,155	42,543	36,788				152,421		
Dam and reservoir.....	44			1,000					4,213		
Waterworks.....	820	384	30,916	1,619	643	3,824			37,070		
Dredging, river, harbor, etc.....			27,700	30,665	14,908				669,041		
Railroad.....			154,143	62,819	31,253				126,048		563
Foundation.....				4,336					2,500		
Central station, light and power plant.....					12,027				2,200		
Refuse disposal plant.....	167	842	6,478	2,244	47,221				1,716		275
Subway (other than buildings).....	64		4,643,210	271,562	2,739,697	2,625	322	6,511	2,157,911		3,802
Radio tower, etc.....			12,374			1,796		777	3,612		
Subcontractors.....	504,202	1,406,287	12,189,656	980,770	324,768	524,093	891,507	4,361,182	2,228,049	104,156	621,207
Carpentering and wood flooring.....	25	10,056		46,090	66,172	35,746	50		1,490,341		607,606
Concreting.....		1,800	2,900	843,159	1,207			41,822	555,518		
Electrical.....	500	50						200	534		
Elevator construction.....			6,698		3,028	7,500		13,000	988		
Heating and plumbing.....	545	12,217		487	23,257	587		487	3,093	150	
Heating and piping.....	28		227		100				2,354	150	
Pipe covering.....		10,750									
Plumbing.....	517	1,417	440	487	23,257	487	487		639		
Plumbing and heating combined.....		50							100		
Masonry.....	90,801	1,300	18,064	14,217	8,052	19,042			16,951	495	
Painting and decorating.....	1,367	7,305		77	2,977	9,965			7,231	13	561
Glass and glazing.....				2,500	9,000				4,800		
Plastering and lathing.....	378,461	1,295,864		9,328					5,580	103,006	
Roofing and sheet-metal work.....					115				23,845	180	
Roofing.....									22,942		
Sheet metal work.....									77		
Roofing and sheet-metal combined.....					115				5,367	180	
Steel erection.....			11,300,893	14,434	5,519				57,379	100	
Stonework.....	50								2,083		
Marble and tiling.....	30,973	48,445	2,000	11,636				1,415	1,372		
Excavating.....	1,500	1,500	20,000	4,234					72,011	312	
Ornamental iron.....			530,171	17,667	177,706	3,000	1,000	4,187,370	1,600		
Highway.....			122,887								
Dredging, river, harbor, etc.....			60,210		27,675	1,910			1,544		13,040
Foundation.....				10,971					33,045		
Metal work, n. e. s.....			125,166			445,243			5,263		
Flooring, n. e. s.....		27,780						5,250	2,500		
BRONX BOROUGH											
General contractors.....	50,924	5,350	498,349	25,204	567	2,605	500		430,241	2,206	52,931
Building.....	27,593	5,350	3,634	5,033	567	2,605	500		151,560	2,206	52,931
Building not specialized.....	23,743	5,350	468	5,033	567	2,605	500		119,538	2,206	37,369
Commercial building only.....	3,850								4,880		
Residential building only.....			3,176						27,222		16,562
Street paving.....	23,331								3,217		
Sewer, gas, water, conduit.....									5,033		
Foundation.....				1,000					2,500		
Central station, light, and power plant.....									2,200		
Subway (other than building).....			94,715	19,171					265,731		

See footnotes at end of table.

CONSTRUCTION—NEW YORK

897

TABLE 11.—COST OF MATERIAL FURNISHED AND USED BY REPORTING ESTABLISHMENTS DURING 1929—Continued

[See note at head of this table]

CLASSIFICATION OF ESTABLISHMENTS	Lime	Plaster, etc.	Structural steel	Reinforcing steel	Cast iron, miscellaneous, excluding pipe	Metal doors, windows, and trim	Metal and wire lath and furring	Ornamental metal work	Lumber, rough and finished	Laths, shingles, and shakes	Millwork
BRONX BOROUGH—Contd.											
Subcontractors.....	\$50,505	\$68,877	\$871,832	\$16,865	\$95,506	\$25,533	\$8,846	\$1,237,867	\$533,010	\$22,483	\$241,542
Carpentering and wood flooring.....									606,222		241,542
Concrete.....		1,800	900	16,865					12,900		
Masonry.....	26,364								2,554		
Plastering and lathing.....	14,035	50,627				133	8,496		1,021	22,483	
Roofing and sheet-metal work.....						400	350	5,567	1,900		
Roofing.....						400	350	200	1,900		
Roofing and sheet metal combined.....								5,367			
Steel erection.....			658,072		5,519			5,000			
Stonework.....	60								150		
Marble and tiling.....	10,050	7,450						4,232			
Excavating.....			20,000						3,000		
Ornamental iron.....			192,800		89,987			1,223,008			
Metal work, n. e. s.....									5,263		
BROOKLYN BOROUGH											
Operative builders.....	5,312	8,764	\$1,630,373	93,578	105,073	234,806	18,463	\$1,184,008	860,772	30,402	248,461
General contractors.....	122,109	20,996	380,377	60,511	43,285	20,651	8,636	11,578	595,797	11,525	203,989
Building.....	54,406	20,996	83,681	35,372	11,132	20,051	8,636	11,578	426,616	11,525	203,989
Building not specialized.....	19,023	12,636	74,521	18,952	5,272	22,891	6,396	11,508	330,021	6,119	182,826
Commercial building only.....	3,395	3,400	120	16,420	800	1,075	1,290		64,590	900	10,070
Residential building only.....	31,988	4,960	9,440		5,060	5,685	950	70	32,005	5,506	10,500
Bridge and culvert.....				381					1,877		
Street paving.....	67,703		9,024	328	4,004				567		
Sewer, gas, water, conduit.....				842					1,662		
Waterworks.....				87					1,127		
Dredging, river, harbor, etc.....			600						22,663		
Railroad.....			40,000	10,000	25,403				15,900		568
Foundation.....				3,390							
Subway (other than buildings).....			246,472	19,715	2,740				125,885		
Subcontractors.....	37,984	58,435	1,240,000	24,067	61,788	224,216	8,777	1,171,724	238,833	17,000	27,147
Carpentering and wood flooring.....	25	50					50		225,659		27,147
Concrete.....					1,207						
Electrical.....		50							254		
Heating and plumbing.....	497	547		487	22,000	587	487		537		
Heating and piping.....						100					
Plumbing.....	497	547		487	22,000	487	487		537		
Masonry.....	14,228				265				200		
Painting and decorating.....	7	52							200		
Plastering and lathing.....	20,000	47,500					8,000		235	17,000	
Steel erection.....			945,104					43,100			
Marble and tiling.....	1,727	3,736		7,110			240	2,843			
Excavating.....	1,500	1,500									
Ornamental iron.....			179,660	15,970	38,310	3,000		1,126,281			
Foundation.....				500					11,768		
Metal work, n. e. s.....			125,166			220,629					
MANHATTAN BOROUGH											
Operative builders.....	677,838	1,294,567	\$15,013,841	2,189,871	3,036,570	200,888	874,788	668,845	6,871,824	69,429	1,188,357
General contractors.....	283,414	126,593	5,797,807	1,287,070	2,892,220	151,238	28,380	50,958	5,534,366	25,136	1,039,667
Building.....	240,087	126,209	2,072,040	900,312	70,048	142,998	28,058	43,670	2,773,355	25,130	1,035,705
Building not specialized.....	103,580	80,478	2,035,632	884,664	31,547	97,422	12,985	24,007	2,134,555	15,848	703,039
Commercial building only.....	13,073	24,188	9,948	6,479	3,009	25,312	7,273	6,715	383,672	49	22,408
Manufacturing building only.....	3,106				1,162				1,026		
Residential building only.....	20,728	21,643	29,459	15,289	33,730	20,250	7,800	12,948	254,302	9,233	305,258
Highway.....				25,098					4,882	6	
Bridge and culvert.....	150		117,974	129,092	16,223				315,062		
Grading.....				348					695		160
Street paving.....	41,055		400						145,226		
Sewer, gas, water, conduit.....	1,238		39,155	12,543	36,788				8,500		
Dam and reservoir.....				1,000					34,158		
Waterworks.....	820	384	30,916	1,277	500	3,824			628,456		
Dredging, river, harbor, etc.....			27,100	30,581	14,908				110,148		
Railroad.....			114,143	42,819	5,850						
Central station, light and power plant.....					12,027						
Subway, (other than buildings).....	64		3,389,696	136,070	2,734,426	2,625	322	6,511	1,515,332		3,802
Radio tower, etc.....			12,374		1,796			777	3,512		
Subcontractors.....	394,424	1,163,974	9,215,042	902,601	143,511	40,451	845,059	901,887	1,209,338	42,891	29,080
Carpentering and wood flooring.....		10,006		49,000	66,172	10,467			617,651		15,485
Concrete.....			2,000	791,557			28,842		503,660		
Electrical.....	500						200		300		
Elevator construction.....			6,698		3,028	7,500		13,000	988		
Heating and plumbing.....	48	11,670			1,257				2,556	150	
Heating and piping.....	28								2,354	150	
Pipe covering.....		10,760									
Plumbing.....	20	870	440		1,257				102		
Plumbing and heating combined.....		50							100		
Masonry.....	49,409	1,800	18,064	14,217	7,787	19,042			14,197	495	
Painting and decorating.....	1,350	7,253			2,977	9,935			7,031	13	661
Plastering and lathing.....	320,019	1,115,302		9,328		567	784,125	330	4,569	41,920	
Roofing and sheet-metal work.....							29,717		21,868	180	
Roofing.....									21,042		
Sheet-metal work.....											
Roofing and sheet metal combined.....					115				29,717	13,512	
Steel erection.....			8,967,758	14,434						826	
Stonework.....									9,279	100	
Marble and tiling.....	17,098	18,448	2,000	4,526			1,175		27,668	959	

See footnotes at end of table.

TABLE 11.—COST OF MATERIAL FURNISHED AND USED BY REPORTING ESTABLISHMENTS DURING 1929—Continued

[See note at head of this table]

CLASSIFICATION OF ESTABLISHMENTS	Lime	Plaster, etc.	Structural steel	Reinforcing steel	Cast iron, miscellaneous, excluding pipe	Metal doors, windows, and trim	Metal and wire lath and furring	Orna-mental metal work	Lumber, rough and finished	Laths, shingles, and shakes	Millwork
MANHATTAN BOROUGH—Con.											
Subcontractors—Continued.											
Excavating				\$4,234					\$69,011		
Ornamental iron			\$157,045	1,697	\$34,500		\$1,000	\$837,599	1,600		
Waterworks											
Dredging, river, harbor, etc.			60,210		27,675	\$1,910			1,544		\$13,040
Foundation				16,471					22,177		
QUEENS BOROUGH	\$35,453	\$219,869	1,412,345	201,481	95,205	232,045	34,729	1,050,798	758,079	\$72,464	388,739
Operative builders					826				30,008		3,472
General contractors	14,364	105,668	559,559	164,224	70,476	7,152	5,904	594	540,303	50,682	61,885
Building	7,762	104,901	20,754	0,218	4,504	7,152	5,904	594	200,470	50,682	61,885
Building not specialized	4,101	99,801	20,195	5,612	4,504	4,982	5,778	194	117,574	21,006	17,259
Commercial building only	42,052			11					65,040	25,269	20,780
Manufacturing building only	814										
Residential building only	1,205	5,600	559	595		2,220	126	400	77,247	4,407	23,846
Highway			20,000	10,000	15,000				15,043		
Street paving	6,535			19,506	1,226				5,015		
Sewer, gas, water, conduit				30,000					500		
Dredging, river, harbor, etc.									7,206		
Refuse disposal plant	157	767	6,478	1,804	47,221				506		
Subway (other than buildings)			512,327	96,066	2,525				250,963		
Subcontractors	21,089	114,201	852,786	37,237	23,003	224,893	28,825	1,050,204	187,768	21,782	323,432
Carpentering and wood flooring				34,737		279			140,809		323,432
Concreting							12,980		38,958		
Masonry	800								4,500		
Glass and glazing				2,500	9,000						
Plastering and lathing	18,397	73,435					10,595	1,127		21,003	
Roofing and sheet-metal work								48,655	77		
Roofing								4,590			
Sheet-metal work								44,065	77		
Steel erection			729,899								
Stonework									924		
Marble and tiling	1,892	13,016								179	
Ornamental iron					14,903						
Highway			122,887								
Metal work, n. e. s.						224,614		1,000,422			
Flooring, n. e. s.		27,750							2,500		
RICHMOND BOROUGH	4,381	17,970	6,338	4,674	143	600	9,948		98,082	6,168	23,092
General contractors	4,181	17,170	6,338	4,674	143	600	9,948		98,082	6,168	23,092
Building	2,637	17,095	2,496	520		600	2,634		78,820	6,168	27,817
Building not specialized	1,112	8,400	1,000	520		600	950		46,000	3,200	20,900
Residential building only	1,625	8,695	1,496						32,220	2,968	6,917
Street paving	1,600		3,842	3,804			7,314		10,838		
Dam and reservoir	44								713		
Waterworks					143				1,785		
Dredging, river, harbor, etc.									4,710		
Refuse disposal plant		75		350					1,210		275
Subcontractors	200	800									
Marble and tiling	200	800									
ROCHESTER	40,160	92,372	579,034	258,738	19,463	24,679	31,716	151,428	488,806	28,562	589,751
General contractors	31,984	75,591	405,510	256,972	12,706	16,884	25,307	118,879	415,585	27,010	538,544
Building	31,806	75,591	391,268	166,657	4,867	10,884	25,307	118,879	396,326	27,019	538,544
Building not specialized	31,661	74,011	390,187	166,522	4,867	14,453	25,067	118,472	336,341	25,709	497,277
Commercial building only									8,000	500	8,000
Residential building only	145	1,580	1,081	135		2,431	240	407	51,985	720	33,267
Highway			7,495	27,665	5,447				4,695		
Bridge and culvert			4,506	5,051	546				278		
Street paving	178		2,241	57,599	1,846				12,286		
Sewer, gas, water, conduit									2,000		
Subcontractors	8,176	16,781	173,524	1,766	6,747	7,705	6,409	32,549	73,221	1,543	51,207
Carpentering and wood flooring						4,979			71,971	1,500	51,207
Electrical				1,000					1,000		
Masonry	7,679	1,490	9,062	766	6,747	422	1,416		150	18	
Plastering and lathing		15,000									
Roofing and sheet-metal work			1,500			1,000			100	25	
Roofing			1,500			1,000			100	25	
Steel erection			162,962			140	1,643	17,266			
Marble and tiling	497	291				1,254	3,350				
Ornamental iron								15,283			
SYRACUSE	27,621	65,646	473,139	53,831	6,736	108,930	47,583	97,690	276,230	2,000	69,629
General contractors	12,250	25,969	62,666	48,568	6,611	27,249	20,650	13,000	262,374	2,000	69,629
Building	11,191	25,969	49,868	7,248		27,105	20,650	13,000	223,903	2,000	69,629
Building not specialized	11,191	25,969	49,868	7,248		24,695	20,300	12,200	209,903		61,886
Residential building only						2,500	350	800	14,000	2,000	7,000
Highway			3,641	27,975	608	144			9,574		743
Bridge and culvert	59		4,500	3,100					3,200		
Street paving			4,667	10,245					482		
Sewer, gas, water, conduit					2,203						
Waterworks	1,000				3,710				25,215		

See footnotes at end of table.

CONSTRUCTION—NEW YORK

899

TABLE 11.—COST OF MATERIAL FURNISHED AND USED BY REPORTING ESTABLISHMENTS DURING 1929—Continued

[See note at head of this table]

CLASSIFICATION OF ESTABLISHMENTS	Lime	Plaster, etc.	Structural steel	Reinforcing steel	Cast iron, miscellaneous, excluding pipe	Metal doors, windows, and trim	Metal and wire lath and furring	Ornamental metal work	Lumber, rough and finished	Laths, shingles, and shakes	Millwork
SYRACUSE—Continued											
Subcontractors.....	\$15,371	\$39,077	\$410,473	\$5,063	\$125	\$81,681	\$26,933	\$84,090	\$13,856		
Carpentering and wood flooring.....									3,387		
Concreting.....				4,582	125				499		
Masonry.....	720			481							
Plastering and lathing.....	14,000	39,000					20,000				
Roofing and sheet-metal work.....									10,000		
Roofing.....									10,000		
Steel erection.....			300,636								
Marble and tiling.....	651	077					933				
Ornamental iron.....								84,090			
Metal work, n. e. s.....			49,837			81,681					
UTICA.....	7,229	15,714	2 319,951	110,462	10,187	20,722	7,057	29,772	133,770	\$6,360	\$58,752
General contractors.....	5,920	13,714	116,070	110,462	8,500	20,722	7,057	18,766	125,000	6,390	58,752
Building.....	5,920	13,714	93,660	51,717	1,500	20,722	7,057	18,766	124,750	6,390	58,752
Building not specialized.....	3,870	13,014	88,660	51,717	1,500	20,722	6,767	18,766	113,156	6,390	58,952
Commercial building only.....	250	700	1,000				300		1,594		2,000
Residential building only.....	1,800		4,000						10,000		2,800
Highway.....			22,410	20,745					250		
Street paving.....				33,000	7,000						
Subcontractors.....	1,300	2,000	203,881		1,687			11,006	8,770		
Carpentering and wood flooring.....									8,770		
Steel erection.....			203,881		1,600			1,800			
Marble and tiling.....	800										
Excavating.....	500	2,000									
Ornamental iron.....					187			9,206			
YONKERS.....	22,486	11,832	65,720	6,077	7,975	8,845	3,448	54,354	109,383	4,431	73,224
Operative builders.....	100	900	1,600	50		1,800	1,200		4,500		11,000
General contractors.....	21,536	10,632	5,715	5,027	4,975	7,045	2,246	1,054	46,587	4,431	62,224
Building.....	21,330	10,632	3,200	933	100	6,985	2,246	1,054	30,232	4,431	61,224
Building not specialized.....	19,353	8,832	2,200	933		6,085	646	1,054	18,110	1,601	50,674
Residential building only.....	1,983	1,800	1,000		100	900	1,600		12,122	2,890	10,550
Highway.....				4,094	1,429						
Sewer, gas, water, conduit.....	200		2,515		3,446	60			16,355		1,000
Subcontractors.....	850	300	58,405	1,000	3,000			53,300	58,296		
Carpentering and wood flooring.....									11,800		
Concreting.....									44,236		
Electrical.....								3,800	280		
Steel erection.....			58,405		3,000			50,000			
Marble and tiling.....	850	300									
Excavating.....				1,000					2,000		

See footnotes at end of table.

TABLE 11.—COST OF MATERIAL FURNISHED AND USED BY REPORTING ESTABLISHMENTS DURING 1929—Continued

[See note at head of this table]

CLASSIFICATION OF ESTABLISHMENTS	Com-position board	Water-proofing materials	Hardware, rough and finished	Paints, varnishes, and glass	Roofing and sheet metal	Finished flooring, n. e. s.	Screens, shades, awnings, etc.	Heating and ventilating equipment	Plumbing and gas fitting equipment	Electrical appliances and supplies	Elevators, dumb-waiters, etc.
NEW YORK	\$690,778	\$1,108,648	\$2,762,702	\$5,376,248	\$8,642,990	\$1,820,284	\$208,507	\$23,472,776	\$29,440,769	\$17,843,987	\$16,645,268
Operative builders.....	4,333	13,220	42,080	42,002	47,864	18,200	7,883	63,603	30,177	57,160	10,500
General contractors.....	351,603	475,001	2,306,597	707,065	600,104	357,133	83,862	514,101	701,230	755,991	31,660
Building.....	345,825	442,002	1,498,931	634,475	584,061	341,140	79,800	482,167	429,892	284,882	30,364
Building not specialized.....	275,554	122,051	1,173,661	462,483	449,860	246,094	44,323	311,322	220,679	200,440	24,119
Commercial building only.....	6,103	5,528	92,576	32,704	4,100	7,593		15,000	15,692	14,820	6,000
Manufacturing building only.....	428	120	1,601	113	3,996						
Residential building only.....	63,740	14,963	231,093	139,175	126,105	80,853	35,477	155,845	103,521	69,113	245
Highway.....	300	24,761	76,429	3,900	2,134	821	100	2,300	4,142	1,392	
Bridge and culvert.....	600	0,358	30,635	3,705		14,172			1,832	7,887	
Grading.....	600	737	103	256	410	165	3,400	6,500	642	625	
Street paving.....	4,290	4,690	25,181	5,923	300				2,829	72,184	100
Sewer, gas, water, conduit.....		18,600	37,419	31,630	2,915				39,743	3,065	
Dam and reservoir.....	48	1,784	20,815	4,262	1,172	270		1,762	7,773	15,000	
Waterworks.....		4,945	28,611	7,162	3,611		562	8,216	152,473	31,085	
Dredging, river, harbor, etc.....			121,020	4,770	425				100		
Railroad.....			20,012	3,721	3,036					9,575	
Foundation.....		160	1,050	200						150	
Central station, light and power plant.....			350					5,388	18,820	170,400	
Refuse disposal plant.....		1,200	991	416				7,766	998	7,635	1,187
Subway (other than buildings).....		209,044	407,660	5,793	1,851				42,020	147,111	
Radio tower, etc.....			28,890	732	189	565					
Subcontractors.....	334,782	620,422	414,025	4,027,181	7,995,032	1,244,951	114,702	22,895,072	28,700,362	17,030,786	15,003,138
Carpentering and woodflooring.....	63,753	3,100	142,963	72,358	7,469	34,394	2,276		4,350	4,200	350
Concreting.....		188,612	54,717	12,201					30,808	8,393	
Electrical.....		211	8,516	1,240	1,000				709,358	22,550	14,750
Elevator construction.....			1,113	374					50,000	5,000	15,572,737
Heating and plumbing.....	10,150	451	18,059	21,933	1,015,128	2,625	25	21,734,173	28,625,267	102,481	950
Heating and piping.....	5,859		0,127	2,110	781,649			15,213,088	1,230,300	13,856	
Pipe covering.....	13,066				13,000			703,408			
Plumbing.....	225	451	11,899	19,323	190,757	2,625	25	4,038,547	25,151,537	85,022	
Plumbing and heating combined.....			33	500	29,722			806,631	1,100,790	2,230	950
Automatic temperature control.....								282,400			
Automatic sprinkler systems.....						266		80	1,124,544	473	2,800
Masonry.....	17,018	3,299	1,875	1,013					600		
Painting and decorating.....	30	5,704	599	3,205,416	610			40,926		300	
Glass and glazing.....				1,193,166				723			
Plastering and lathing.....	3,071	924	3,265	1,700							
Roofing and sheet-metal work.....	56,245	407,297	24,543	20,174	6,913,409	14,581	11,167	401,360	4,210	2,216	
Roofing.....	35,884	374,363	14,551	8,815	3,302,686	1,640	88	47,600			
Sheet-metal work.....	2,468	16,277	2,465	3,419	1,936,534		4,566	302,899	4,210	2,000	
Roofing and sheet metal combined.....	17,893	16,657	7,527	7,940	1,014,279	12,941	6,513	50,861		216	
Steel erection.....		5,520	35,454	36,236	39,198			92	5,700	32,581	225
Stonework.....		10	150	8,101						1,378	
Marble and tiling.....	1,200	549	8,391	3,282	3,606	156,889			6,597	656	
Wrecking.....			245	280	840						
Excavating.....		176	7,767	125	225				220	1,394	
Ornamental iron.....	65	652	59,121	8,634		1,655				300	962
Highway.....				4,700							
Grading.....			1,084								
Dredging, river, harbor, etc.....			2,094	4,250	13,457					12,004	
Soundproofing.....	170,937										
Foundation.....		46	30,689								
Metal work, n. e. s.....	514	3,811	4,611	2,193			59,645				10,364
Flooring, n. e. s.....	2,793		2,759	29,805		1,034,541					
ALBANY	10,353	1,282	17,119	87,464	108,486	35,423	850	14,481,203	168,663	143,407	
General contractors.....	10,353	1,133	16,035	10,536	15,621	2,446	850	4,500	7,615	82,265	
Building.....	6,853	1,133	16,035	8,610	15,621	2,446	850	4,500	5,000	1,700	
Building not specialized.....	6,853	833	9,335	6,610	13,121	2,446	550			200	
Commercial building only.....			5,000								
Residential building only.....		300	1,700	3,000	2,500		300	4,500	5,000	1,500	
Street paving.....	3,500			1,926					2,615	165	
Central station, light and power plant.....											
Subcontractors.....		149	1,084	76,928	92,865	32,977		476,703	161,048	61,142	
Electrical.....				1,500	1,493			476,703	161,048	58,142	
Heating and plumbing.....				1,500	1,000			385,576	10,000	3,000	
Heating and piping.....					493			12,956			
Pipe covering.....								14,203	151,048		
Plumbing.....								63,968			
Automatic temperature control.....											
Painting and decorating.....				75,428							
Roofing and sheet-metal work.....		149				91,872					
Roofing.....						13,800					
Roofing and sheet metal combined.....		149				77,572					
Grading.....			1,084								
Flooring, n. e. s.....						32,977					
BUFFALO	99,553	49,303	205,425	302,391	973,448	162,625	22,377	* 1,215,813	1,127,020	* 1,672,947	* 1,852,658
General contractors.....	25,930	13,802	160,018	79,698	120,819	22,200	5,264	77,114	88,350	109,152	900
Building.....	25,930	2,540	149,643	48,595	118,419	22,200	5,264	75,814	80,350	87,901	900
Building not specialized.....	24,912	2,276	133,892	18,062	94,463	22,200	3,214	30,814	31,000	21,901	900
Commercial building only.....									2,850		
Manufacturing building only.....	68	120	659	113	3,996						
Residential building only.....	950	160	15,092	30,420	19,960		2,050	45,000	46,500	16,000	
Highway.....		7,050	5,000	100						500	
Bridge and culvert.....		53	745	3							
Street paving.....		53	345							67,791	
Sewer, gas, water, conduit.....		4,100	100	31,000	2,400			1,300	8,000	3,000	
Dredging, river, harbor, etc.....			4,185								

See footnotes at end of table.

CONSTRUCTION—NEW YORK

901

TABLE 11.—COST OF MATERIAL FURNISHED AND USED BY REPORTING ESTABLISHMENTS DURING 1929—Continued

[See note at head of this table]

CLASSIFICATION OF ESTABLISHMENTS	Com- position board	Water- proofing materials	Hardware, rough and finished	Paints, varnishes, and glass	Roofing and sheet metal	Finished flooring, n. e. s.	Screens, shades, awnings, etc.	Heating and ventilating equipment	Plumbing and gas fitting equipment	Electrical appliances and supplies	Elevators, dumb- waiters, etc.
BUFFALO—Continued											
Subcontractors.....	\$73,623	\$35,501	\$45,407	\$222,693	\$852,629	\$140,425	\$17,113	\$1,138,699	\$1,038,670	\$1,563,755	\$1,851,758
Carpentering and wood flooring.....	51,195		21,994	7,511							
Concreting.....		20,377									
Electrical.....										1,520,698	
Elevator construction.....											1,839,482
Heating and plumbing.....	200		300	505	25,000	600		1,078,808	1,032,750	10,524	950
Heating and piping.....					25,000			787,046	134,200	4,564	
Pipe covering.....								15,498			
Plumbing.....	200		300	505		600		225,698	792,053	5,497	
Plumbing and heating combined.....								0,526			950
Automatic temperature control.....								41,040			
Automatic sprinkler systems.....								88,497		473	
Masonry.....			47								
Painting and decorating.....		2,784									
Glass and glazing.....				161,367							
Plastering and lathing.....	500			35,000							
Roofing and sheet-metal work.....	21,149	6,840	2,849	4,861	787,605	12,941	83	59,891		216	
Roofing.....	6,168		216	2,041	448,509		88				
Sheet-metal work.....		20	633	2,220	138,287			12,306			
Roofing and sheet metal com- bined.....	14,981	6,820	2,000	600	200,809	12,941		47,525		216	
Steel erection.....		5,520	9,909	7,800	38,959				5,700	32,317	
Marble and tiling.....			1,238								
Wrecking.....			245	280	840						
Excavating.....			75	125	225				220		
Ornamental iron.....	65		4,139			1,655					962
Highway.....				4,500							
Metal work, n. e. s.....	514		4,611	744			17,025				10,364
Flooring, n. e. s.....						125,229					
NEW YORK CITY											
Operative builders.....	323,288	872,597	1,028,487	3,859,455	4,582,018	685,286	107,504	2,16,467,873	2,22,371,523	2,13,285,153	2,13,882,536
General contractors.....	940	10,000	29,150	32,197	32,354	8,739	4,253	60,403	27,144	51,119	10,000
Building.....	113,593	352,457	1,209,153	182,880	147,169	92,680	12,244	210,785	196,630	429,045	14,618
Building not specialized.....	113,593	62,659	625,302	102,029	138,222	79,115	12,244	189,425	115,611	133,567	13,322
Commercial building only.....	91,720	43,690	455,027	95,773	77,002	48,434	7,101	142,867	36,958	109,365	10,677
Manufacturing building only.....	4,015	5,287	80,001	20,648	1,100	7,593		10,000	12,270	7,320	2,600
Residential building only.....	360		942								
Highway.....	17,498	3,712	89,332	30,708	69,520	28,088	5,143	37,058	66,388	16,879	245
Bridge and culvert.....		0,163	5,622								
Grading.....		1,318	26,844	615		13,000				542	5,419
Street paving.....		265	103	31						214	4,228
Sewer, gas, water, conduit.....		4,848	5,701							3,101	109
Dam and reservoir.....		14,800	27,209								
Waterworks.....			500								
Dredging, river, harbor, etc.....			23,484	4,602	3,436			8,216	15,158	31,085	
Railroad.....			116,835	4,570	425				100		
Foundation.....			29,012	3,721	3,036						9,575
Central station, light and power plant.....		160	1,050	200						159	
Refuse disposal plant.....			350					5,888	18,820	90,000	
Subway (other than buildings).....		1,200	901	416				7,756	968	7,035	1,187
Radio tower, etc.....	269,044		407,560	5,973	1,851				42,026	147,111	
Radio tower, etc.....			28,860	732	189	565					
Subcontractors.....	208,753	510,140	300,184	3,644,369	4,400,505	883,867	91,007	16,206,685	22,147,749	12,804,989	13,637,917
Carpentering and wood flooring.....	8,156	100	101,741	64,623	6,200	9,305	200		4,350	4,206	350
Concreting.....		167,985	54,213	11,062					30,868	8,393	
Electrical.....		211	6,210	1,000				648,683	300	12,748,500	14,760
Elevator construction.....			1,113	374				50,000		5,000	13,620,017
Heating and plumbing.....	5,884	451	1,153	8,523	748,321	2,025	25	15,242,675	22,102,396	20,500	
Heating and piping.....	5,859		500	608	687,797			11,379,877	184,287	5,010	
Pipe covering.....								657,847			
Plumbing.....	25	451	620	8,028	55,706	2,025	25	2,845,783	20,594,005	13,350	
Plumbing and heating combined.....			33		4,818			181,767	373,991	2,230	
Automatic temperature control.....								177,401			
Automatic sprinkler systems.....									660,113		2,800
Masonry.....	16,115	500	192					26			
Painting and decorating.....	30	3,000	599	2,499,837	610		40,926			300	
Glass and glazing.....				979,534				723			
Plastering and lathing.....	2,571	514	3,265	1,700							
Roofing and sheet-metal work.....	5,060	332,309	15,704	11,462	3,639,917		6,513	265,309	4,210	2,000	
Roofing.....	3,121	322,821	9,312	3,599	1,601,635			3,800			
Sheet-metal work.....	1,939		1,832	1,199	1,206,733			261,509	4,210	2,000	
Roofing and sheet metal combined.....		9,488	4,560	6,664	831,540		6,513				
Steel erection.....			7,568	23,962				92			264
Stone work.....			10	8,101						1,378	
Marble and tiling.....			375	5,692	3,282	149,543			5,025		
Excavating.....			178	7,692						1,094	
Ornamental iron.....			652	54,982	8,634					300	
Dredging, river, harbor, etc.....			2,094	4,250	13,457					12,904	
Soundproofing.....	170,937										
Foundation.....			36,699								
Metal work, n. e. s.....		8,811						42,620			
Flooring, n. e. s.....			1,111	27,500		722,994					
BRONX BOROUGH											
General contractors.....	2,730	48,929	78,260	234,451	987,463	218,764	90,543	621,858	1,552,788	410,541	1,180,632
Building.....	1,005	38,427	34,994	3,716	34	1,492	1,200		6,601	19,581	
Building not specialized.....	1,005	1,880	24,995	3,516	34	1,492	1,200		101	2,021	
Residential building only.....	1,005	1,713	22,280	3,516	34	1,492	1,200		101	1,696	
Street paving.....										325	
Sewer, gas, water, conduit.....			8,899								

TABLE 11.—COST OF MATERIAL FURNISHED AND USED BY REPORTING ESTABLISHMENTS DURING 1929—Continued

[See note at head of this table]

CLASSIFICATION OF ESTABLISHMENTS	Com-position board	Water-proofing materials	Hardware, rough and finished	Paints, varnishes, and glass	Roofing and sheet metal	Finished flooring, n. e. s.	Screens, shades, awnings, etc.	Heating and ventilating equipment	Plumbing and gas fitting equipment	Electrical appliances and supplies	Elevators, dumb-waiters, etc.
BRONX BOROUGH—Con.											
Subcontractors	\$1,725	\$10,502	\$43,266	\$230,735	\$987,429	\$217,272	\$80,343	\$521,858	\$1,546,187	\$390,960	\$1,160,632
Carpentering and wood flooring			18,213	8,285							
Concrete		600								380,582	
Electrical											1,158,632
Elevator construction											
Heating and plumbing								518,058	1,546,587		
Heating and piping								466,488			
Pipe covering								17,000			
Plumbing								22,172	1,531,306		
Plumbing and heating combined								12,418	14,281		
Masonry		500							600		2,000
Painting and decorating				77,227			40,779				
Glass and glazing				141,201			723				
Plastering and lathing	25	102	156								
Roofing and sheet-metal work	1,700	9,230	4,331	2,867	987,429		5,221	3,800			
Roofing	1,700	4,780	3,900	1,300	158,655			3,800			
Sheet-metal work			431		328,672						
Roofing and sheet metal combined		4,540		1,567	300,102		5,221				
Steel erection			4,713								
Stonework		10	150							1,378	
Excavating			2,192								
Ornamental iron			12,400	1,155							
Metal work, n. e. s.								42,620			
Flooring, n. e. s.			1,111			217,272					
BROOKLYN BOROUGH											
	24,618	21,719	133,968	371,727	901,410	16,790	5,863	142,830,071	143,065,474	617,415	23,183,280
Operative builders			3,822	3,260	1,804	3,660	2,063	6,523	10,078	5,562	
General contractors	16,732	12,369	80,877	20,633	41,066	13,100	3,800	65,500	33,696	8,058	2,204
Building	16,732	11,191	59,993	20,433	38,020	13,100	3,800	65,500	20,500	8,058	2,095
Building not specialized	16,194	9,921	48,682	10,882	15,250	7,600	3,300	58,000			2,000
Commercial building only	138	250	7,932	2,351		1,500					
Residential building only	400	1,020	3,329	7,200	22,780	4,000	500	7,500	20,500	8,058	95
Bridge and culvert		1,018	91								109
Street paving			562								
Sewer, gas, water, conduit			2,013								
Waterworks			235						13,196		
Dredging, river, harbor, etc.			2,505								
Railroad			15,178	200	3,036						
Foundation		160	300								
Subcontractors	7,886	10,350	49,269	347,334	858,540			2,758,048	3,021,700	603,795	3,181,076
Carpentering and wood flooring	7,806	100	5,219	18,911	200						
Concrete		10,000									
Electrical		211	966	370					300	589,095	3,180,276
Elevator construction											
Heating and plumbing	50	80	120	1,000	8,687			2,527,549	3,021,400	14,730	
Heating and piping	50				5,000			1,881,733	96,145		
Plumbing		80	120	1,600	3,087			624,037	2,888,884	13,000	
Plumbing and heating combined								21,179	36,371	1,730	
Masonry			10					26			800
Painting and decorating	30			270,233							
Glass and glazing				40,357							
Roofing and sheet-metal work		5,148	3,000		840,653			230,473			
Roofing		5,148			212,024						
Sheet-metal work					341,187			230,473			
Roofing and sheet metal combined			3,000		295,842						
Steel erection			2,000	69							
Marble and tiling			3,232								
Ornamental iron			34,722	1,294							
Metal work, n. e. s.		3,811									
MANHATTAN BOROUGH											
	208,911	724,178	1,324,048	3,074,802	2,253,393	733,404	6,288	10,922,383	14,559,484	10,662,253	9,311,331
Operative builders	69	10,000	21,402	28,766	25,652	4,579	1,501	42,335	15,998	44,042	10,000
General contractors	76,059	249,551	1,112,672	140,800	82,814	67,535	3,123	126,057	119,952	322,735	5,142
Building	76,059	33,094	496,672	120,856	76,913	53,970	3,123	112,453	80,452	119,838	5,142
Building not specialized	63,082	30,918	365,893	80,895	54,326	38,328	2,101	84,367	36,857	107,622	2,677
Commercial building only	3,877	757	60,840	27,197	1,100	6,071		10,000	12,270	7,320	2,500
Manufacturing building only	360	942									
Residential building only	3,740	1,419	67,897	12,764	21,487	9,571	1,022	18,086	31,325	4,996	65
Highway		9,163									
Bridge and culvert		300	26,753	615		13,000				5,419	
Grading		265	103	31					542	275	
Sewer, gas, water, conduit		14,300	16,297						3,101		
Dam and reservoir			500								
Waterworks			23,249	4,502	3,436			8,216	1,962	31,085	
Dredging, river, harbor, etc.			111,253	4,370	425				160		
Railroad			13,834	3,521						9,675	
Central station, light and power plant								5,388	18,820	90,000	
Subway (other than buildings)		183,429	366,221	5,973	1,851				14,915	60,543	
Radio tower, etc.			28,890	732	189	565					
Subcontractors	192,783	473,625	189,974	2,005,236	2,144,927	661,290	1,664	10,753,991	14,423,534	10,295,476	9,296,209
Carpentering and wood flooring	300		44,389	16,624	6,000	4,000	200		4,350	4,206	350
Concrete		150,722	51,698	11,962					30,868	8,393	
Electrical			5,250		1,000					10,255,155	14,750
Elevator construction								147,045		5,000	9,281,100
Heating and plumbing	25	371	733	1,928	727,896	2,025	25	50,000	14,379,081	5,860	
Heating and piping			500	500	682,000			7,772,036	85,774	5,010	
Pipe covering					626,847						
Plumbing	25	371	200	1,428	41,078	2,025	25	1,873,079	13,085,915	350	
Plumbing and heating combined			33		4,818			85,455	257,279	500	
Automatic temperature control								177,401			
Automatic sprinkler systems									950,113		

See footnotes at end of table.

CONSTRUCTION—NEW YORK

903

TABLE 11.—COST OF MATERIAL FURNISHED AND USED BY REPORTING ESTABLISHMENTS DURING 1929—Continued

[See note at head of this table]

CLASSIFICATION OF ESTABLISHMENTS	Com- position board	Water- proofing materials	Hardware, rough and finished	Paints, varnishes, and glass	Roofing and sheet metal	Finished flooring, n. e. s.	Screens, shades, awnings, etc.	Heating and ventilating equipment	Plumbing and gas fitting equipment	Electrical appliances and supplies	Elevators, dumb- waiters, etc.
MANHATTAN BOROUGH—Continued.											
Subcontractors—Continued.											
Masonry	\$15,615		\$182								
Painting and decorating		\$3,000	599	\$2,146,377	\$010		\$147			\$300	
Glass and glazing				660,975							
Plastering and lathing	2,540	412	3,109	1,700							
Roofing and sheet-metal work	3,360	817,871	7,433	5,197	1,395,904		1,292	\$22,036	\$4,210	2,000	
Roofing	1,421	312,923	5,412		973,740						
Sheet-metal work	1,939		401	100	186,019			22,036	4,210	2,000	
Roofing and sheetmetal combined		4,948	1,500	5,097	235,005		1,292				
Steel erection			855	23,030				02			204
Stonework				8,101							
Marble and tiling		375	2,400	3,282		\$149,543			5,025		
Excavating		170	5,500							1,094	
Ornamental iron		652	7,800							300	
Dredging, river, harbor, etc.			2,004	4,250	13,457					12,904	
Soundproofing	170,937										
Foundation		40	36,099								
Flooring, n. e. s.				15,000		505,722					
QUEENS BOROUGH											
	23,157	61,035	80,151	176,025	440,088	14,418	4,660	2,116,676	14,3,070,070	2,1,554,944	\$7,272
Operative builders											
	871		3,926	171	4,898	500	689	1,545	1,008	1,515	
General contractors											
Building	15,027	54,972	58,850	15,200	20,004	8,613	3,971	18,128	36,167	78,071	7,272
Building not specialized	15,027	5,904	38,778	15,024	20,004	8,613	3,971	10,372	14,558	3,050	6,085
Commercial building only	11,490	1,138	15,322	480	7,992	1,014	350			150	6,000
Residential building only	4,488	4,250	11,179			22					
Highway		510	12,277	14,544	12,012	7,577	3,021	10,372	14,558	3,500	85
Street paving			5,622								
Dredging, river, harbor, etc.			442								
Refuse disposal plant			2,153	206				7,750	998	7,035	1,187
Subway (other than buildings)		40,068	11,339						20,611	07,386	
Subcontractors											
Carpentering and woodflooring	6,359	0,003	17,375	160,504	415,786	5,305		2,097,003	3,032,835	1,474,758	
Concreting	50	0,003	13,020	10,303		5,305					
Electrical										1,474,758	
Heating and plumbing	5,809			5,000	8,915			501,538	1,586,495	3,032,835	
Heating and piping	5,809				797			1,259,640	2,368		
Pipe covering								14,000			
Plumbing				5,000	8,118			293,825	3,008,297		
Plumbing and heating combined								19,000	22,200		
Masonry	500										
Glass and glazing				128,000							
Roofing and sheet-metal work			940	3,393	409,871			0,000			
Roofing				2,299	266,610						
Sheet-metal work			940	1,094	150,255			0,000			
Steel erection				863							
Flooring, n. e. s.				12,500							
RICHMOND BOROUGH											
	3,870	6,138	12,080	2,450	6,064	1,940	150	76,885	123,707	40,000	
General contractors											
Building	3,870	6,138	11,700	2,450	3,241	1,940	150	1,100	214		
Building not specialized	3,870	500	5,904	2,200	3,241	1,940	150	1,100			
Commercial building only			2,850				150				
Residential building only	3,870	500	3,114	2,200	3,241	1,940		1,100			
Street paving		4,348	4,097						214		
Waterworks				100							
Dredging, river, harbor, etc.			924								
Refuse disposal plant		1,200	175	150							
Subcontractors											
Electrical			300			2,823		75,785	123,493	40,000	
Heating and plumbing			300			2,823		75,785	123,493		
Plumbing			300			2,823		32,070	79,033		
Plumbing and heating combined								43,715	43,860		
ROCHESTER											
	37,803	29,001	129,692	234,185	301,313	50,684	4,516	410,985	620,758	2,701,362	14,225
General contractors											
Building	29,379	9,584	100,615	155,093	9,800	2,204	3,490	14,972	50,210	17,133	
Building not specialized	29,379	3,767	93,879	138,663	9,800	2,204	3,490	14,972	50,078	17,133	
Commercial building only	24,089	8,692	83,733	148,835	8,100	1,812	1,603	4,212	38,403	9,652	
Residential building only	500		1,700								
Highway	4,790	175	3,396	4,828	1,700	482	1,887	10,780	11,675	7,481	
Bridge and culvert		291	4,736						141		
Street paving		520	2,000								
Subcontractors											
Carpentering and woodflooring	8,424	19,417	20,077	70,122	291,513	48,340	1,026	306,013	570,539	684,249	14,225
Electrical	2,240	3,000	12,104	1,500		19,540	1,026				
Elevator construction			500	600				56,675	12,250	684,249	
Heating and plumbing				50	20,000			338,338	558,289		
Heating and piping								215,702	131,375		
Pipe covering								35,000			
Plumbing				50	7,000			87,636	340,980		
Automatic sprinkler systems									85,934		
Masonry	175	125									
Painting and decorating				61,938							
Glass and glazing				12,000							
Roofing and sheet-metal work	6,000	16,257	4,000		271,513			1,000			
Roofing	6,000	10,000	4,000		134,106			1,000			
Sheet-metal work		6,257			123,407						
Roofing and sheet metal combined					14,000						
Steel erection			12,134	1,134							225
Marble and tiling		35	279								
Flooring, n. e. s.						28,800					

See footnotes at end of table.

CONSTRUCTION—NEW YORK

TABLE 11.—COST OF MATERIAL FURNISHED AND USED BY REPORTING ESTABLISHMENTS DURING 1929—Continued

[See note at head of this table]

CLASSIFICATION OF ESTABLISHMENTS	Com-position board	Water-proofing materials	Hardware, rough and finished	Paints, varnishes, and glass	Roofing and sheet metal	Finished flooring, n. e. s.	Screens, shades, awnings, etc.	Heating and ventilating equipment	Plumbing and gas fitting equipment	Electrical appliances and supplies	Elevators, dumb-waiters, etc.
SYRACUSE	\$26,969	\$13,210	\$46,136	\$63,215	\$364,628	\$52,561	\$2,000	\$443,580	\$514,832	\$403,254	
General contractors.....	7,700	6,701	45,485	28,960	28,642	19,837	2,000	4,200	5,600	4,000	
Building.....	7,700	3,101	40,883	28,428	28,229	19,837	2,000	4,200	5,600	4,000	
Building not specialized.....	5,200	3,101	37,383	28,428	28,229	19,837	1,000	4,200	5,600	4,000	
Residential building only.....	2,500		3,500				1,000				
Highway.....			3,472	220	413						
Bridge and culvert.....		3,000									
Street paving.....			370	312							
Sewer, gas, water, conduit.....			760								
Waterworks.....		600									
Subcontractors.....	10,269	6,509	651	24,255	335,984	32,724		439,380	509,232	398,254	
Carpentering and woodflooring.....	153			2,868		5,549					
Electrical.....								2,000		842,254	
Heating and plumbing.....				10	6,000			397,380	509,232	56,000	
Heating and piping.....				10	6,000			160,529	17,306		
Plumbing.....								182,851	411,884	56,000	
Plumbing and heating combined.....								54,000	80,042		
Painting and decorating.....				12,428							
Glass and glazing.....				8,000							
Roofing and sheet-metal work.....	18,730	6,500			327,984	1,640		40,000			
Roofing.....	18,730	6,500			148,361	1,040		40,000			
Sheet-metal work.....					179,623						
Marble and tiling.....	376	9	651		2,000	4,974					
Metal work, n. e. s.....				1,449							
Flooring, n. e. s.....						20,561					
UTICA	9,118	9,047	16,000	34,444	130,368	19,860	1,000	150,130	137,892	42,431	\$31,116
General contractors.....	9,118	6,547	15,432	18,617	22,521	19,860	1,000	4,000	3,703	15,000	6,878
Building.....	9,118	6,547	15,432	18,617	22,521	19,860	1,000	4,000	3,703	15,000	6,878
Building not specialized.....	9,118	6,047	14,132	17,817	21,121	19,399	900	2,000	203	12,000	6,878
Commercial building only.....			300			400					
Residential building only.....		500	1,000	800	1,000	461	100	2,000	3,500	3,000	
Subcontractors.....		2,500	568	15,827	107,847			146,130	134,189	27,481	24,238
Carpentering and woodflooring.....			568	1,869							
Electrical.....										27,481	
Elevator construction.....											24,238
Heating and plumbing.....					7,767			146,130	134,189		
Heating and piping.....					4,826			123,930	108,260		
Plumbing.....								12,000	15,000		
Plumbing and heating combined.....					2,941			10,200	10,920		
Painting and decorating.....				13,958							
Roofing.....		2,500			100,080						
YONKERS	15,897	6,100	15,074	40,037	169,770	5,541	1,648	\$383,722	\$181,881	\$139,555	650
Operative builders.....	300	100	1,400	800	6,000	2,000	1,000	4,000	2,000	800	200
General contractors.....	2,331	1,000	11,874	4,084	715	3,541	648	5,645	6,042	3,593	450
Building.....	2,331	1,000	5,745	3,454	200	3,541	648	5,183	5,200	3,528	450
Building not specialized.....	1,021	850	4,345	3,229		291	648	3,583	3,400	2,500	450
Commercial building only.....										328	
Residential building only.....	1,310	150	1,400	225	200	3,250		1,600	1,800	200	
Highway.....			1,324								
Sewer, gas, water, conduit.....			4,805	630	515			462	842	65	
Subcontractors.....	13,066	5,000	1,800	35,153	163,055			374,077	183,839	135,142	
Electrical.....			1,800	120				2,100		134,842	
Heating and plumbing.....	13,066							371,977	183,839		
Heating and piping.....								371,977	129,039		
Pipe covering.....	13,066										
Plumbing.....									54,200		
Painting and decorating.....				25,441							
Glass and glazing.....				8,000							
Roofing and sheet-metal work.....		5,000			163,055						
Roofing.....					86,275						
Sheet-metal work.....		5,000			49,269						
Roofing and sheet metal com-bined.....					27,511						
Steel erection.....				1,592							
Excavating.....										800	

See footnotes at end of table.

CONSTRUCTION—NEW YORK

TABLE 11.—COST OF MATERIAL FURNISHED AND USED BY REPORTING ESTABLISHMENTS DURING 1929—Continued

[See note at head of this table]

CLASSIFICATION OF ESTABLISHMENTS	Pipe: Drain tile, vitrified, concrete, etc.	Pipe: Cast iron, sheet and tube steel, etc.	Wire cable, guards, and fencing	Bituminous paving materials	Wood piling and timber	Ready mixed concrete	Machinery	Freight, hauling, or trucking to job	Chemicals, and chemical products	Metal products, n. e. s.	Mineral products (nonmetallic) n. e. s.	Sealing materials	Textiles and corking materials	Miscellaneous ¹⁹
NEW YORK	\$2, 518, 234	\$4, 937, 100	\$462, 764	\$2, 693, 422	\$820, 952	\$376, 115	\$728, 492	\$376, 503	\$13, 069	\$589, 020	\$268, 423	\$61, 620	\$28, 519	\$2, 275, 743
Operative builders	2, 031	1, 700	—	2, 300	—	—	—	410	—	5, 843	—	—	705	12, 910
General contractors	2, 294, 027	2, 891, 829	226, 137	2, 571, 347	820, 952	350, 309	675, 309	332, 675	4, 000	390, 117	199, 927	60, 524	14, 645	1, 917, 165
Building	102, 076	58, 419	26, 539	58, 700	100, 115	100, 320	128, 461	34, 818	3, 310	32, 348	100, 034	—	1, 974	801, 524
Building not specialized	86, 346	27, 147	23, 265	58, 586	100, 115	97, 050	128, 461	30, 846	3, 310	73, 325	96, 534	—	1, 974	769, 427
Commercial building only	20, 822	29, 822	742	114	—	—	—	1, 020	—	8, 188	3, 500	—	—	6, 167
Residential building only	16, 730	4, 450	2, 532	—	—	3, 270	—	2, 952	—	837	—	—	—	25, 930
Highway	348, 330	183, 774	141, 524	045, 142	1, 750	35, 509	—	128, 539	395	—	2, 054	—	900	260, 250
Bridge and culvert	23, 071	56, 485	5, 534	18, 320	40, 899	—	—	8, 806	—	245, 400	—	—	—	250, 600
Grading	21, 075	576	3, 704	25, 304	—	—	—	—	—	—	2, 768	—	—	2, 499
Street paving	230, 171	90, 459	8, 033	1, 022, 548	—	5, 060	—	44, 489	255	—	61, 054	—	31	180, 396
Sewer, gas, water, conduit	1, 220, 915	353, 627	7, 211	159, 110	500	62, 224	—	101, 484	1, 000	500	—	—	5, 712	119, 603
Dam and reservoir	—	30, 017	4, 000	10, 000	120	—	—	—	—	—	—	—	—	4, 400
Waterworks	66, 425	1, 569, 139	918	16, 513	—	—	542, 843	—	—	—	—	11, 956	—	94, 066
Dredging, river, harbor, etc.	124, 476	29, 284	5, 744	—	595, 583	—	—	3, 539	—	42, 600	—	—	3, 161	45, 781
Railroad	5, 478	2, 830	12, 080	3, 060	81, 985	20, 255	—	—	—	3, 510	—	400	2, 867	60, 070
Foundation	—	—	—	4, 000	—	—	—	—	—	—	—	—	—	—
Central station, light and power plant	—	80, 000	—	2, 000	—	—	—	—	—	—	—	—	—	4, 000
Air transport work	2, 500	2, 900	—	—	—	—	—	—	—	—	—	—	—	—
Refuse disposal plant	—	352	—	—	—	—	—	—	—	—	—	—	—	—
Subway (other than buildings)	142, 110	433, 367	10, 761	6, 641	—	127, 432	—	11, 000	—	24, 600	33, 117	56, 163	—	93, 007
Subcontractors	222, 176	2, 043, 571	236, 627	119, 775	—	27, 306	53, 183	43, 412	8, 709	184, 060	68, 406	12, 096	13, 079	345, 068
Carpentering and woodflooring	400	—	—	—	—	—	—	—	—	—	—	—	—	17, 645
Concreting	564	4, 952	2, 011	3, 097	—	9, 209	5, 282	1, 790	8, 588	—	1, 963	—	—	43, 481
Electrical	500	274, 950	122, 000	—	—	—	10, 000	—	—	—	—	—	—	—
Elevator construction	—	2, 000	7, 500	—	—	—	23, 710	—	—	—	—	—	—	—
Heating and plumbing	180, 265	1, 170, 157	536	100	—	—	8, 341	100	—	—	—	—	—	18, 307
Heating and piping	31, 090	421, 905	59	—	—	—	8, 341	—	—	—	—	—	—	3, 656
Plumbing	76, 947	652, 768	477	50	—	—	—	166	—	—	—	—	—	9, 459
Plumbing and heating combined	42, 228	74, 054	—	50	—	—	—	—	—	—	—	—	—	5, 282
Automatic sprinkler systems	—	20, 770	—	—	—	—	—	—	—	—	—	—	—	—
Masonry	3, 238	1, 767	—	—	—	—	—	2, 068	—	—	1, 303	18	—	84, 669
Glass and glazing	—	—	—	—	—	—	—	—	—	—	8, 800	8, 800	—	1, 000
Plastering and lathing	—	—	—	—	—	—	—	302	—	—	21, 669	1, 687	1, 520	3, 574
Roofing and sheet-metal work	1, 835	1, 442	100	41, 662	—	—	—	340	—	5, 536	1, 150	1, 591	174	9, 593
Roofing	1, 835	350	100	35, 222	—	—	—	—	—	—	—	—	174	1, 796
Sheet-metal work	—	—	—	—	—	—	—	225	—	5, 104	1, 150	1, 591	—	2, 507
Roofing and sheet metal combined	—	1, 002	—	6, 340	—	—	—	115	—	432	—	—	—	5, 290
Steel erection	18, 272	51, 720	8, 018	70, 655	—	—	—	18, 500	—	27, 171	—	—	—	12, 159
Stonework	—	—	—	—	—	—	—	13, 879	—	—	—	—	—	—
Marble and tiling	—	—	—	400	—	—	—	1, 182	121	114, 640	42, 411	—	2, 231	57, 740
Excavating	40, 989	47, 461	1, 150	—	—	5, 407	—	—	—	—	—	—	—	486
Ornamental iron	—	46, 200	7, 653	—	—	—	850	—	—	—	—	—	—	800
Highway	5, 963	210, 020	3, 043	3, 352	—	—	—	—	—	—	—	—	—	312
Grading	150	—	1, 087	—	—	—	—	—	—	—	—	—	—	—
Waterworks	—	20, 047	—	—	—	—	—	—	—	—	—	—	—	—
Dredging, river, harbor, etc.	—	18	3, 529	—	—	—	—	—	—	3, 099	—	—	—	—
Soundproofing	—	—	—	—	—	—	—	—	—	—	—	—	9, 154	—
Foundation	—	212, 247	—	—	—	12, 630	—	—	—	—	—	—	—	72, 181
Metal work, n. e. s.	—	—	80, 000	—	—	—	—	4, 555	—	33, 614	—	—	—	10, 331
Flooring, n. e. s.	—	—	—	—	—	—	—	—	—	—	—	—	—	13, 300
ALBANY	20, 533	19, 420	1, 087	99, 700	—	5, 089	—	—	—	432	—	—	—	12, 774
General contractors	16, 200	2, 161	—	99, 700	—	5, 089	—	—	—	—	—	—	—	12, 774
Building	710	300	—	—	—	—	—	—	—	—	—	—	—	4, 145
Building not specialized	310	—	—	—	—	—	—	—	—	—	—	—	—	4, 145
Residential building only	400	300	—	—	—	—	—	—	—	—	—	—	—	—
Street paving	15, 490	1, 861	—	99, 700	—	5, 089	—	—	—	—	—	—	—	8, 629
Subcontractors	4, 333	17, 259	1, 087	—	—	—	—	—	—	432	—	—	—	—
Heating and plumbing	4, 133	16, 167	—	—	—	—	—	—	—	—	—	—	—	—
Heating and piping	1, 000	12, 000	—	—	—	—	—	—	—	—	—	—	—	—
Plumbing	3, 133	4, 167	—	—	—	—	—	—	—	—	—	—	—	—
Roofing and sheet-metal work	—	1, 092	—	—	—	—	—	—	—	432	—	—	—	—
Roofing and sheet metal combined	—	1, 092	—	—	—	—	—	—	—	432	—	—	—	—
Grading	150	—	1, 087	—	—	—	—	—	—	—	—	—	—	—
BUFFALO	183, 777	232, 205	28, 855	168, 293	113, 677	—	—	36, 772	3, 090	15, 983	7, 855	550	2, 433	46, 506
Operative builders	—	—	—	—	—	—	—	—	—	—	—	—	—	—
General contractors	149, 367	43, 715	19, 153	124, 631	113, 677	—	—	18, 272	3, 090	15, 983	3, 399	550	2, 433	36, 745
Building	2, 560	700	1, 658	1, 715	95, 474	—	—	6, 974	3, 060	2, 070	3, 399	—	—	22, 034
Building not specialized	2, 329	700	1, 658	1, 715	95, 474	—	—	6, 974	3, 090	2, 070	3, 399	—	—	22, 034
Residential building only	230	—	—	—	—	—	—	—	—	—	—	—	—	—
Highway	63, 986	29, 837	16, 983	4, 039	—	—	—	—	—	—	—	—	—	11, 876
Bridge and culvert	—	86	16	—	—	—	—	—	—	—	—	—	—	122
Street paving	20, 957	112	—	118, 877	—	—	—	—	—	—	—	—	—	1, 698
Sewer, gas, water, conduit	61, 687	13, 000	—	—	—	—	—	11, 298	—	—	—	550	—	756
Dredging, river, harbor, etc.	—	—	496	—	12, 523	—	—	—	—	13, 913	—	—	1, 923	—
Railroad	178	—	—	—	5, 680	—	—	—	—	—	—	—	—	759

See footnotes at end of table.

TABLE 11.—COST OF MATERIAL FURNISHED AND USED BY REPORTING ESTABLISHMENTS DURING 1929—Continued

[See note at head of this table]

CLASSIFICATION OF ESTABLISHMENTS	Pipe: Drain tile, vitrified, concrete, etc.	Pipe: Cast iron, sheet and tube steel, etc.	Wire cable, guards, and fencing	Bituminous paving materials	Wood piling and timber	Ready mixed concrete	Machinery	Freight, hauling, or trucking to job	Chemicals, and chemical products	Metal products, n. e. s.	Mineral products (nonmetallic) n. e. s.	Sealing materials	Textiles and calking materials	Miscellaneous ¹
BUFFALO—Continued.														
Subcontractors	\$34,410	\$188,400	\$9,702	\$71,662				\$18,500			\$4,486			\$9,761
Concreting	285			85										
Electrical		4,009	4,200											
Heating and plumbing	10,667	95,790												1,055
Heating and piping	4,200	52,388												1,055
Plumbing	6,767	14,634												
Plumbing and heating combined		8,000												
Automatic sprinkler systems		20,770												
Masonry											1,303			
Roofing and sheet-metal work				972							1,150			5,176
Roofing				972										
Sheet-metal work											1,150			
Roofing and sheet metal combined														5,176
Steel erection	18,272	51,720	5,000	70,655				18,500						2,500
Marble and tiling											2,033			718
Excavating		1,900												
Ornamental iron			502											
Highway	4,886	35,080												312
NEW YORK CITY														
Operative builders	1,894,674	3,683,815	259,622	1,188,470	\$672,370	\$200,472	\$709,615	169,605	\$9,001	\$563,609	247,852	\$74,320	\$22,613	1,227,439
General contractors	1,296,027	2,127,956	50,931	1,180,105	672,370	263,166	656,432	147,306	292	379,775	187,946	66,024	11,144	922,079
Building	13,160	21,762	14,547	52,219	3,171	53,255	113,589	9,091	120	77,874	93,454		1,806	290,754
Building not specialized	10,666	3,642	13,947	52,105	3,171	49,985	113,589	5,309	120	69,688	89,954		1,806	277,709
Commercial building only		15,270	500	114				1,020		8,186	3,500			6,167
Residential building only	2,494	2,850	100			3,270		2,702						6,701
Highway	33,420			7,001					172					
Bridge and culvert	670	40,971	2,654		27,944					245,014				280,200
Grading	1,869	187	3,794	9,830										2,490
Street paving	51,156	16,374	361	981,402				33,833			2,768			82,065
Sewer, gas, water, conduit	917,869	184,172	1,203	114,425		62,224		89,853			58,607			5,233
Dam and reservoir			682											
Waterworks	1,497	1,318,075	304	9,027			542,843					9,461		86,066
Dredging, river, harbor, etc.	124,476	29,284	5,143		564,650			3,539		28,687			1,238	45,781
Railroad	6,800	2,830	12,089	3,030	76,305	20,255				3,510		400	2,867	59,311
Foundation				2,500										
Central station, light and power plant		80,000												
Refuse disposal plant		352												
Subway (other than buildings)	142,110	433,367	10,751	6,641		127,432		11,000		24,600	33,117	56,163		92,067
Subcontractors	38,547	1,555,859	205,691	125		27,306	53,183	21,823	8,709	177,991	59,906	8,206	10,674	293,660
Carpentering and woodflooring														2,460
Concreting		4,952				9,269	5,282	1,790	8,588		1,963			40,818
Electrical		249,300	108,000				10,000							
Elevator construction		2,000	7,300				28,710							
Heating and plumbing	38,547	799,847	536	100			8,841							13,208
Heating and piping	16,000	295,069	59				8,841							2,001
Plumbing	11,395	578,332	477	50										6,326
Plumbing and heating combined	12,152	16,446		50										4,282
Masonry		1,757												78,200
Glass and glazing												18		
Plastering and lathing								302			21,060			3,574
Roofing and sheet-metal work								115				1,687	1,520	2,621
Sheet-metal work												1,591		2,507
Roofing and sheet metal combined														
Steel erection			1,576					115			27,171			114
Stonework														928
Marble and tiling				25				13,879						
Excavating		44,361	1,150					1,182	121	114,107	36,274			39,954
Ornamental iron		46,700	6,400			5,407	850							800
Highway		175,540												
Waterworks		20,047												
Dredging, river harbor, etc.		18	3,529							3,099				
Soundproofing													9,154	
Foundation		212,247												72,181
Metal work, n. e. s.			80,000			12,630		4,555		33,614				10,331
Flooring, n. e. s.														13,360
BRONX BOROUGH														
General contractors	143,124	16,150		131,095				16,159		4,153	73,311			57,121
Building										4,153				3,901
Building not specialized										4,153				3,901
Highway	1,693													
Street paving				128,595				16,159			54,486			53,220
Sewer, gas, water, conduit	84,371													
Foundation				2,500										
Subway (other than building)	57,060	16,150									18,825			
Subcontractors	1,000	102,948	2,576			850		302		43,093				13,593
Heating and plumbing	1,000	47,848												
Plumbing	1,000	47,848												
Masonry														800
Plastering and lathing								302						
Steel erection			1,576							27,171				
Marble and tiling														272
Ornamental iron		5,100	1,000			850								800
Foundation		50,000												
Metal work, n. e. s.										15,922				10,331
Flooring, n. e. s.														1,300

See footnotes at end of table.

TABLE 11.—COST OF MATERIAL FURNISHED AND USED BY REPORTING ESTABLISHMENTS DURING 1929—Continued

[See note at head of this table]

CLASSIFICATION OF ESTABLISHMENTS	Pipe: Drain tile, vitrified, concrete, etc.	Pipe: Cast iron, sheet and tube steel, etc.	Wire cable, guards, and fencing	Bituminous paving materials	Wood piling and timber	Ready mixed concrete	Machinery	Freight, hauling, or trucking to job	Chemicals, and chemical products	Metal products, n. e. s.	Mineral products (nonmetallic) n. e. s.	Sealing materials	Textiles and calking materials	Miscellaneous
BROOKLYN BOROUGH	\$18,615	\$335,103	\$85,560	\$236,328	\$10,090		\$57,299	\$1,083		\$27,745	\$6,430	\$873		\$34,242
General contractors	15,663	112,684	150	236,251	10,090		28,589	1,083		21,745	5,447	855		26,907
Building		5,850	150				28,589	1,083		636				24,148
Building not specialized		3,000	150				28,589	233		635				22,748
Commercial building only								850						1,400
Residential building only		2,850												
Bridge and culvert	670	2,808												
Grading	593													
Street paving	1,641	3,170		236,251							4,121			2,849
Sewer, gas, water, conduit	8,417	16,830												
Waterworks	585	75,185										855		
Dredging, river, harbor, etc.		501			7,090					21,110				
Railroad					3,000									
Subway (other than buildings)	3,807	8,340									1,326			
Subcontractors	2,952	222,419	85,400	75			28,710			0,000	983	18		7,245
Electrical		1,875					28,710							
Elevator construction														
Heating and plumbing	2,952	170,944		50										
Heating and piping		66,597												
Plumbing		109,347		50										
Plumbing and heating combined	2,952	3,500												
Masonry												18		1,247
Marble and tiling				25							983			5,998
Ornamental iron		40,600	5,400											
Metal work, n. e. s.			80,000							0,000				
MANHATTAN BOROUGH	571,948	2,732,306	170,897	652,163	646,239	\$290,472	661,466	118,820	\$9,001	446,618	167,509	63,250	\$22,613	1,086,389
Operative builders				2,240						5,843			705	11,041
General contractors	538,758	1,785,019	50,182	649,873	646,239	263,166	627,843	97,209	202	363,877	100,188	56,663	11,144	806,248
Building	12,473	15,012	14,297	52,219	3,171	53,255	85,000	7,446	120	73,086	93,454		1,806	260,167
Building not specialized	10,571	642	13,797	52,105	3,171	40,985	85,000	4,574	120	64,900	89,954		1,806	250,107
Commercial building only		15,270	500	114				170		8,186	3,500			3,409
Residential building only	1,902					3,270		2,702						6,651
Highway	4,269								172					
Bridge and culvert		38,163	2,654		27,944					245,014				230,200
Grading	1,276	187	3,794	9,830							2,768			2,499
Street paving	1,543	7,486		519,698										
Sewer, gas, water, conduit	333,026	104,342	1,203	58,425		62,224		89,863					5,233	29,027
Waterworks	500	1,130,287	394				542,843							86,066
Dredging, river, harbor, etc.	124,476	28,276	5,000		541,819					7,677			1,238	45,002
Railroad	5,300	2,830	12,089	3,000	73,305	20,255				3,510		400	2,867	69,311
Central station, light and power plant		80,000												
Subway (other than buildings)	55,805	377,536	10,761	6,641		127,432				24,690	12,966	56,163		63,667
Subcontractors	33,190	947,287	120,715	50		27,306	23,623	21,621	8,709	86,898	48,321	6,687	10,674	269,094
Carpentering and woodflooring														17,646
Concreting		4,952				9,209	5,282	1,790	8,588		1,963			40,818
Electrical		247,515	108,000				10,000							
Elevator construction		2,000	7,500											
Heating and plumbing	33,190	464,390	536	50			8,341							13,208
Heating and piping	15,000	125,378	59				8,341							2,601
Plumbing	8,990	326,066	477											6,325
Plumbing and heating combined	9,200	12,946		50										4,282
Masonry		1,787												76,243
Glass and glazing												5,000		
Plastering and lathing											11,007	1,687	1,520	2,774
Roofing and sheet-metal work								115						114
Roofing and sheet metal combined								115						114
Steel erection														928
Stonework								13,879						
Marble and tiling								1,182	121	72,107	35,291			33,183
Excavating		44,361	1,150			5,407								
Waterworks		20,047												
Dredging, river, harbor, etc.		18	3,529							3,099				
Soundproofing													9,154	
Foundation		162,247				12,630		4,555						72,181
Metal work, n. e. s.										11,692				
Flooring, n. e. s.														12,000
QUEENS BOROUGH	574,842	378,925	363	118,568	9,709			15,517		42,000	10,602	1,591		9,294
Operative builders								416						669
General contractors	573,842	97,391	363	118,568	9,709			15,101						4,817
Building	612		100					662						2,538
Building not specialized	20							662						1,046
Commercial building only														1,368
Residential building only	592		100											140
Highway	32,458			7,001										
Street paving	23,899	2,191	135	55,567										
Sewer, gas, water, conduit	491,555	63,000		56,000										1,500
Dredging, river, harbor, etc.		507	148		9,709			3,539						779
Refuse disposal plant		352												
Subway (other than buildings)	25,348	31,341						11,000						
Subcontractors	1,000	281,534								42,000	10,602	1,591		3,808
Heating and plumbing	1,000	105,994												
Heating and piping		13,084												
Plumbing	1,000	92,900												
Plastering and lathing											10,602			
Roofing and sheet-metal work												1,591		800
Sheet-metal work												1,591		2,507
Marble and tiling										42,000				2,507
Highway		175,540												501

See footnotes at end of table.

CONSTRUCTION—NEW YORK

TABLE 11.—COST OF MATERIAL FURNISHED AND USED BY REPORTING ESTABLISHMENTS DURING 1929—Continued

[See note at head of this table]

CLASSIFICATION OF ESTABLISHMENTS	Pipe: Drain tile, vitrified, concrete, etc.	Pipe: Cast iron, sheet and tube steel, etc.	Wire cable, guards, and fencing	Bituminous paving materials	Wood piling and timber	Ready mixed concrete	Machinery	Freight, hauling, or trucking to job	Chemicals, and chemical products	Metal products, n. e. s.	Mineral products (nonmetallic) n. e. s.	Sealing materials	Testiles and calking materials	Miscellaneous ¹³
RICHMOND BOROUGH	\$25,045	\$118,383	\$216	\$50,328	\$8,332	-----	-----	\$17,724	-----	-----	-----	\$8,606	-----	\$26,896
General contractors	24,640	116,712	216	50,328	6,332	-----	-----	17,724	-----	-----	-----	8,606	-----	26,896
Building	75	-----	-----	-----	-----	-----	-----	-----	-----	-----	-----	-----	-----	-----
Building not specialized	75	-----	-----	-----	-----	-----	-----	-----	-----	-----	-----	-----	-----	-----
Street paving	24,103	3,527	216	41,301	-----	-----	-----	17,724	-----	-----	-----	-----	-----	26,896
Dam and reservoir	-----	882	-----	-----	-----	-----	-----	-----	-----	-----	-----	8,606	-----	-----
Waterworks	462	122,603	-----	9,027	-----	-----	-----	-----	-----	-----	-----	-----	-----	-----
Dredging, river, harbor, etc.	-----	-----	-----	-----	6,332	-----	-----	-----	-----	-----	-----	-----	-----	-----
Subcontractors	405	1,671	-----	-----	-----	-----	-----	-----	-----	-----	-----	-----	-----	-----
Heating and plumbing	405	1,671	-----	-----	-----	-----	-----	-----	-----	-----	-----	-----	-----	-----
Plumbing	405	1,671	-----	-----	-----	-----	-----	-----	-----	-----	-----	-----	-----	-----
ROCHESTER	96,286	111,876	25,202	66,693	950	-----	-----	25,029	-----	\$455	\$1,071	455	-----	323,071
General contractors	92,782	84,889	15,402	66,309	950	-----	-----	24,804	-----	455	-----	455	-----	310,800
Building	12,777	4,098	1,051	-----	950	-----	-----	1,450	-----	-----	-----	-----	-----	274,563
Building not specialized	12,742	4,098	1,051	-----	950	-----	-----	1,450	-----	-----	-----	-----	-----	274,563
Residential building only	35	-----	-----	-----	-----	-----	-----	-----	-----	-----	-----	-----	-----	-----
Highway	14,384	15,221	10,422	33,816	-----	-----	-----	23,354	-----	-----	-----	-----	-----	9,027
Bridge and culvert	2,419	7,046	612	-----	-----	-----	-----	-----	-----	455	-----	-----	-----	33,210
Street paving	63,202	9,279	3,929	31,881	-----	-----	-----	-----	-----	-----	-----	455	-----	-----
Sewer, gas, water, conduit	-----	49,239	-----	-----	-----	-----	-----	-----	-----	-----	-----	-----	-----	-----
Subcontractors	3,514	26,983	4,800	384	-----	-----	-----	225	-----	-----	1,071	-----	-----	6,271
Carpentering and wood flooring	-----	-----	-----	-----	-----	-----	-----	-----	-----	-----	-----	-----	-----	-----
Electrical	500	19,560	9,800	-----	-----	-----	-----	-----	-----	-----	-----	-----	-----	-----
Heating and plumbing	3,000	6,933	-----	-----	-----	-----	-----	-----	-----	-----	-----	-----	-----	-----
Heating and piping	-----	3,933	-----	-----	-----	-----	-----	-----	-----	-----	-----	-----	-----	-----
Plumbing	3,000	3,000	-----	-----	-----	-----	-----	-----	-----	-----	-----	-----	-----	-----
Masonry	14	-----	-----	-----	-----	-----	-----	-----	-----	-----	-----	-----	-----	1,198
Roofing and sheet-metal work	-----	-----	-----	-----	-----	-----	-----	225	-----	-----	-----	-----	-----	-----
Sheet-metal work	-----	-----	-----	-----	-----	-----	-----	225	-----	-----	-----	-----	-----	-----
Marble and tiling	-----	-----	-----	384	-----	-----	-----	-----	-----	-----	1,071	-----	-----	5,073
Ornamental iron	-----	500	-----	-----	-----	-----	-----	-----	-----	-----	-----	-----	-----	-----
SYRACUSE	95,537	57,112	18,655	104,775	-----	-----	-----	-----	\$255	1,040	2,238	-----	\$2,231	86,567
General contractors	95,430	49,412	18,655	70,775	-----	-----	-----	-----	255	1,040	-----	-----	-----	81,767
Building	-----	-----	-----	-----	-----	-----	-----	-----	-----	1,040	-----	-----	-----	14,000
Building not specialized	-----	-----	-----	-----	-----	-----	-----	-----	-----	1,040	-----	-----	-----	14,000
Highway	3,493	179	18,655	15,165	-----	-----	-----	-----	-----	-----	-----	-----	-----	-----
Street paving	14,016	1,018	-----	55,610	-----	-----	-----	-----	255	-----	-----	-----	-----	41,961
Sewer, gas, water, conduit	77,921	48,215	-----	-----	-----	-----	-----	-----	-----	-----	-----	-----	-----	25,806
Subcontractors	107	7,700	-----	34,000	-----	-----	-----	-----	-----	-----	2,238	-----	2,231	4,800
Heating and plumbing	-----	7,700	-----	-----	-----	-----	-----	-----	-----	-----	-----	-----	-----	-----
Heating and piping	-----	7,700	-----	-----	-----	-----	-----	-----	-----	-----	-----	-----	-----	-----
Masonry	107	-----	-----	-----	-----	-----	-----	-----	-----	-----	-----	-----	-----	-----
Glass and glazing	-----	-----	-----	-----	-----	-----	-----	-----	-----	-----	-----	-----	-----	-----
Roofing and sheet-metal work	-----	-----	-----	34,000	-----	-----	-----	-----	-----	-----	-----	-----	-----	4,800
Roofing	-----	-----	-----	34,000	-----	-----	-----	-----	-----	-----	-----	-----	-----	-----
Marble and tiling	-----	-----	-----	-----	-----	-----	-----	-----	-----	-----	2,238	-----	2,231	-----
UTICA	16,177	40,341	4,327	111,363	-----	-----	-----	6,540	-----	-----	-----	-----	-----	3,255
General contractors	16,177	1,241	3,576	111,363	-----	-----	-----	6,540	-----	-----	-----	-----	-----	3,255
Building	1,717	621	-----	-----	-----	-----	-----	6,540	-----	-----	-----	-----	-----	3,255
Building not specialized	1,717	621	-----	-----	-----	-----	-----	6,540	-----	-----	-----	-----	-----	3,255
Highway	2,460	620	3,576	381	-----	-----	-----	-----	-----	-----	-----	-----	-----	-----
Street paving	12,000	-----	-----	110,982	-----	-----	-----	-----	-----	-----	-----	-----	-----	-----
Subcontractors	-----	39,100	751	-----	-----	-----	-----	-----	-----	-----	-----	-----	-----	-----
Heating and plumbing	-----	39,100	-----	-----	-----	-----	-----	-----	-----	-----	-----	-----	-----	-----
Heating and piping	-----	39,100	-----	-----	-----	-----	-----	-----	-----	-----	-----	-----	-----	-----
Ornamental iron	-----	-----	751	-----	-----	-----	-----	-----	-----	-----	-----	-----	-----	-----
YONKERS	91,752	116,596	5,586	34,981	-----	-----	-----	-----	-----	277	-----	-----	-----	54,367
Operative builders	200	700	-----	-----	-----	-----	-----	-----	-----	-----	-----	-----	-----	-----
General contractors	66,452	33,463	5,586	34,981	-----	-----	-----	-----	-----	277	-----	-----	-----	54,117
Building	764	6,514	-----	173	-----	-----	-----	-----	-----	277	-----	-----	-----	137
Building not specialized	654	-----	-----	173	-----	-----	-----	-----	-----	277	-----	-----	-----	137
Commercial building only	-----	6,414	-----	-----	-----	-----	-----	-----	-----	-----	-----	-----	-----	-----
Residential building only	100	100	-----	-----	-----	-----	-----	-----	-----	-----	-----	-----	-----	-----
Highway	8,568	-----	103	2,323	-----	-----	-----	-----	-----	-----	-----	-----	-----	-----
Street paving	-----	-----	-----	22,445	-----	-----	-----	-----	-----	-----	-----	-----	-----	-----
Sewer, gas, water, conduit	57,130	26,949	5,483	10,040	-----	-----	-----	-----	-----	-----	-----	-----	-----	53,980
Subcontractors	25,100	82,433	-----	-----	-----	-----	-----	-----	-----	-----	-----	-----	-----	250
Heating and plumbing	100	81,233	-----	-----	-----	-----	-----	-----	-----	-----	-----	-----	-----	250
Heating and piping	-----	81,233	-----	-----	-----	-----	-----	-----	-----	-----	-----	-----	-----	-----
Plumbing	100	-----	-----	-----	-----	-----	-----	-----	-----	-----	-----	-----	-----	-----
Excavating	25,000	1,200	-----	-----	-----	-----	-----	-----	-----	-----	-----	-----	-----	250

¹ Certain establishments did not give a distribution of the cost of their materials by separate items. The total cost of materials reported by such establishments is, however, included in totals in this column which carry a footnote to that effect.

² See footnote 3, Table 9, p. 857.

³ Telephone line and systems, \$225,000.

⁴ Sewer, gas, water, conduit, \$103,770.

⁵ Bridge and culvert, \$75,000; and dredging, river, and harbor, etc., \$118,749.

⁶ Central station, light and power plant, \$256,301.

⁷ Sewer, gas, water, conduit, \$75,000.

⁸ Sewer, gas, water, conduit, \$28,770.

⁹ Manufacturing building only, \$10,929.

¹⁰ Central station, light and power plant, \$74,257.

¹¹ Refuse disposal plant, \$40,000.

¹² Sewer, gas, water, conduit, \$28,770; and foundation, \$8,000.

¹³ Roofing and sheet metal combined, \$19,325.

¹⁴ See footnote 4, Table 9, p. 857.

¹⁵ Plumbing and heating combined, \$200,249.

¹⁶ Grading, \$9,458.

¹⁷ Commercial building only, \$86,356.

¹⁸ Ornamental iron, \$40,000; and metal work, n. e. s., \$28,130.

¹⁹ Includes the reported cost of cast forms, beads, etc., and miscellaneous, n. e. s. etc.

CONSTRUCTION—NEW YORK.

TABLE 12.—NUMBER OF, AND VOLUME OF BUSINESS REPORTED BY, ESTABLISHMENTS DOING A CONSTRUCTION BUSINESS OF LESS THAN \$25,000 IN 1929, PERCENTAGE OF TOTAL NUMBER OF KNOWN ESTABLISHMENTS, AND AVERAGE VOLUME PER ESTABLISHMENT

TYPES OF WORK	NEW YORK 1930 population, 12,583,066								NEW YORK CITY 1930 population, 6,930,446			BOROUGH BRONX			BOROUGH BROOKLYN		
	Known contracting establishments				Volume of business reported				Total number active in 1929	Volume of business		Total number active in 1929	Volume of business		Total number active in 1929	Volume of business	
	Total number	In-active in 1929	Active in 1929		Number of reporting establishments	Per cent of active	Amount	Average per establishment		Number of reporting establishments	Amount		Number of reporting establishments	Amount		Number of reporting establishments	Amount
			Number	Per cent													
Total establishments canvassed (under \$25,000)	10,536	1188	10,348					8,336			1,252			3,943			
Total establishments, type of work unknown	289	21	268					19	2	\$26,500	1			6	2	\$26,500	
Total general and sub-contractors classified	16,247	167	16,080	100.0				8,317			1,251			3,937			
Total general contractors classified	4,315	108	4,207	26.2	347	8.2	4,620,943	13,317	1,343	65	811,219	202	7	\$65,250	548	22	208,587
Building	4,136	98	4,038	25.1	333	8.2	4,401,407	13,217	1,306	64	792,282	260	7	65,250	534	22	208,587
Highway	109	0	103	.6	2	1.9	43,768	21,884	16					5			
Bridge and culvert	6	1	5	(³)	2	40.0	7,260	3,025									
Grading	2		2	(³)													
Sewer, gas, water, conduit	21	1	20	.1	5	28.0	77,253	15,451	8	1	18,937			4			
Dam and reservoir	3		3	(³)													
Waterworks	10		10	.1	10.0	10.0	14,271	14,271	3					2			
Dredging, river and harbor	7		7	(³)	1	14.3	20,000	20,000	5					2			
Railroad	3		3	(³)	1	33.3	17,094	17,094	1								
Foundation	4		4	(³)	1	25.0	24,900	24,900						1			
Power plants	2		2	(³)					2								
Street paving	12	2	10	.1	1	10.0	15,000	15,000	2			2					
Total subcontractors classified	11,932	59	11,873	73.8	1,843	15.5	15,043,305	8,102	6,974	860	7,220,568	989	78	718,811	3,889	351	2,737,381
Carpentering	1,415	7	1,408	8.8	213	15.1	1,511,963	7,008	802	108	767,025	104	13	73,147	350	28	184,613
Concrete	144	4	140	.9	30	21.4	246,437	8,215	57	7	48,523	5		42	4	38,543	
Electrical	1,491	10	1,481	9.2	231	15.6	1,881,789	8,146	602	88	628,637	148	12	98,132	251	31	177,429
Elevator and dumbwaiter	21		21	.1	2	9.5	16,286	8,143	16	1	10,000	16	1	10,000			
Heating, ventilating and piping	239	1	238	1.5	52	21.8	502,323	9,660	105	13	114,579	34	1	17,990	4		
Masonry	577	9	568	3.5	94	16.5	644,251	6,854	292	33	219,340	58	3	21,000	162	14	91,897
Painting and decorating	2,518	3	2,515	15.6	336	13.4	2,441,013	7,265	1,040	176	1,369,106	173	10	87,371	1,025	104	731,667
Glass	344	1	343	2.1	31	9.0	284,043	7,560	310	25	161,434	87	6	56,334	119	6	35,500
Plastering	203	5	198	1.2	27	13.6	238,065	8,815	134	17	151,094	55	4	58,994	53	7	60,560
Plumbing and heating	3,356	15	3,341	20.8	616	18.4	5,340,720	8,670	1,849	270	2,715,595	23	14	147,075	1,016	116	1,052,188
Sheet metal and roofing	858	1	857	5.3	123	14.4	1,090,067	8,802	491	63	499,291	114	8	61,982	220	29	233,796
Steel erection	120		120	.7	10	8.3	117,851	11,785	111	8	84,589						
Stone work	23		23	.1	5	21.7	57,351	11,470	16	3	36,351	3	1	20,000	4	1	15,000
Marble and tiling	284	1	283	1.8	40	14.1	447,661	11,192	108	24	295,031	44	2	30,000	29	5	63,649
Wrecking	29	1	28	.2	1	3.6	13,460	13,460	20			4					
Excavating	48	1	47	.3	7	14.9	50,318	7,188	7			6					
Ornamental iron	241		241	1.5	21	8.7	184,959	8,808	190	14	125,967	50	3	36,186	103	6	52,399
Soundproofing and insulation	5		5	(³)	1	20.0	5,000	5,000	4			2			2		
Pipe covering	2		2	(³)					2								
Miscellaneous	14		14	.1	3	21.4	19,868	6,623	8	1	4,000	1					

¹ Of the total inactive contractors, 75 are in New York City, 1 in Albany, 14 in Buffalo, 4 in Rochester, 1 in Yonkers, the rest in the remainder of the State. Of the New York City inactive, 29 are in Brooklyn, 6 in the Bronx, 31 in Manhattan, 7 in Queens, and 2 in Richmond.
² Less than one-tenth of 1 per cent.

TABLE 12.—NUMBER OF, AND VOLUME OF BUSINESS REPORTED BY, ESTABLISHMENTS DOING A CONSTRUCTION BUSINESS OF LESS THAN \$25,000 IN 1929, PERCENTAGE OF TOTAL NUMBER OF KNOWN ESTABLISHMENTS, AND AVERAGE VOLUME PER ESTABLISHMENT—Continued

TYPES OF WORK	ROCHESTER 1930 population, 328,132			SYRACUSE 1930 population, 200,326			UTICA 1930 population, 101,740			YONKERS 1930 population, 134,646			REMAINDER OF STATE 1930 population, 4,183,288		
	Total number active in 1929	Volume of business		Total number active in 1929	Volume of business		Total number active in 1929	Volume of business		Total number active in 1929	Volume of business		Total number active in 1929	Volume of business	
		Number of reporting establishments	Amount		Number of reporting establishments	Amount		Number of reporting establishments	Amount		Number of reporting establishments	Amount		Number of reporting establishments	Amount
Total establishments canvassed (under \$25,000).....	382			207			113			216			6,150		
Total establishments, type of work unknown.....	10	2	\$38,551	2	1	\$7,240	2	1	\$2,199	1			226	43	\$341,835
Total general and subcontractors classified.....	366			205			111			215			5,931		
Total general contractors classified.....	38	4	55,487	36	2	25,000	20	3	42,000	50	3	\$40,000	2,564	261	3,525,169
Building.....	33	3	31,087	33	2	25,000	29	3	42,000	47	3	40,000	2,468	251	3,385,164
Highway.....	3	1	23,500	2						2			64	1	20,268
Bridges and culvert.....													4	2	7,250
Grading.....													2		
Sewer, gas, water, conduit.....										1			10	4	58,316
Dam and reservoir.....													3		
Waterworks.....													4	1	14,271
Dredging, river and harbor.....	1			1									1		
Power plants.....													1	1	24,900
Foundation.....															
Railroad.....													7	1	15,000
Street paving.....	1														
Total subcontractors classified.....	328	67	648,054	160	31	332,304	82	10	100,700	165	16	144,782	3,367	734	5,488,056
Carpentering.....	28	6	67,408	6			6			27	1	7,800	440	64	641,670
Concreting.....	1			1									72	20	175,780
Electrical.....	43	9	99,441	21	3	50,962	13			13	1	6,378	564	103	922,002
Elevator and dumbwaiter.....	1	1	6,286										2		
Heating, ventilating, and piping.....	26	2	44,218	2	1	22,000	3	1	24,900	4			77	20	231,897
Masonry.....	3	1	2,500				1			1			196	50	322,098
Painting and decorating.....	40	17	106,615	14	1	18,357	15	1	5,000	61	6	39,970	623	123	323,371
Glass.....				4	3	39,000				5	1	21,000	22	1	6,009
Plastering.....													44	6	61,556
Plumbing and heating.....	112	23	199,716	57	7	84,165	27	5	36,582	28	5	44,136	1,025	255	1,815,848
Sheet metal and roofing.....	44	6	92,743	59	14	99,368	11	2	38,688	15			152	20	250,461
Steel erection.....	1			1	1	17,012							3	1	16,250
Stonework.....													4	2	21,000
Marble and tiling.....	3	1	7,575	1			1			7	1	14,000	77	12	112,728
Wrecking.....													2		
Excavating.....	2			1			1						26	7	50,318
Ornamental iron.....	10	1	21,492	1	1	1,500	2	1	4,500	3	1	11,500	32	3	20,000
Soundproofing and insulation.....															
Pipe covering.....															
Miscellaneous.....													6	2	15,868

TABLE 13.—ESTABLISHMENTS (WHOSE BUSINESS WAS LESS THAN \$25,000 IN 1929) WHICH REPORTED THEIR VOLUME OF CONSTRUCTION WORK, CLASSIFIED BY RANGE OF VOLUME OF BUSINESS

CLASSIFICATION	Total	Less than \$2,500	\$2,500 to \$4,999	\$5,000 to \$7,499	\$7,500 to \$9,999	\$10,000 to \$12,499	\$12,500 to \$14,999	\$15,000 to \$17,499	\$17,500 to \$19,999	\$20,000 to \$22,499	\$22,500 to \$24,999
NEW YORK											
Total general and subcontractors.....	2,240	301	429	347	250	252	129	177	142	121	92
General contractors.....	347	21	31	40	29	55	27	41	38	38	27
Subcontractors.....	1,843	269	388	302	217	191	98	132	103	79	64
Type of contracting unknown.....	50	11	10	5	4	6	4	4	1	4	1