

NORTH CAROLINA

CONTENTS

| | Page |
|----------------------------------------------------------------------------------------------------------------------------------------------------------------------------------------------------------------------------------|------|
| MAP | 914 |
| TABLE 1.—Value of construction business during 1929, and principal items of expenditure..... | 915 |
| TABLE 2.—Construction business of reporting establishments during 1929, by class of ownership and by type of work..... | 916 |
| TABLE 3.—Construction business during 1929, by location..... | 917 |
| TABLE 4.—Construction business outside home State, by location..... | 917 |
| TABLE 5.—Number and salaries of proprietors, firm members, and salaried employees: 1929..... | 918 |
| TABLE 6.—Value of construction equipment, in comparison with construction business and wages paid during 1929..... | 918 |
| TABLE 7.—Wage earners, by months, and wages paid during 1929..... | 919 |
| TABLE 8.—Expenditures of reporting establishments: 1929..... | 920 |
| TABLE 9.—Cost of materials furnished and used by reporting establishments during 1929, by kind..... | 920 |
| TABLE 10.—Comparison of cost of designated materials furnished and used by reporting establishments during 1929, with cost of materials and value of construction business..... | 921 |
| TABLE 11.—Cost of materials furnished and used by reporting establishments during 1929..... | 923 |
| TABLE 12.—Number of and volume of business reported by establishments doing a construction business of less than \$25,000 in 1929, percentage of total number of known establishments, and average volume per establishment..... | 924 |
| TABLE 13.—Establishments (whose business was less than \$25,000 in 1929) which reported their volume of construction work, classified by range of volume of business..... | 924 |

NORTH CAROLINA

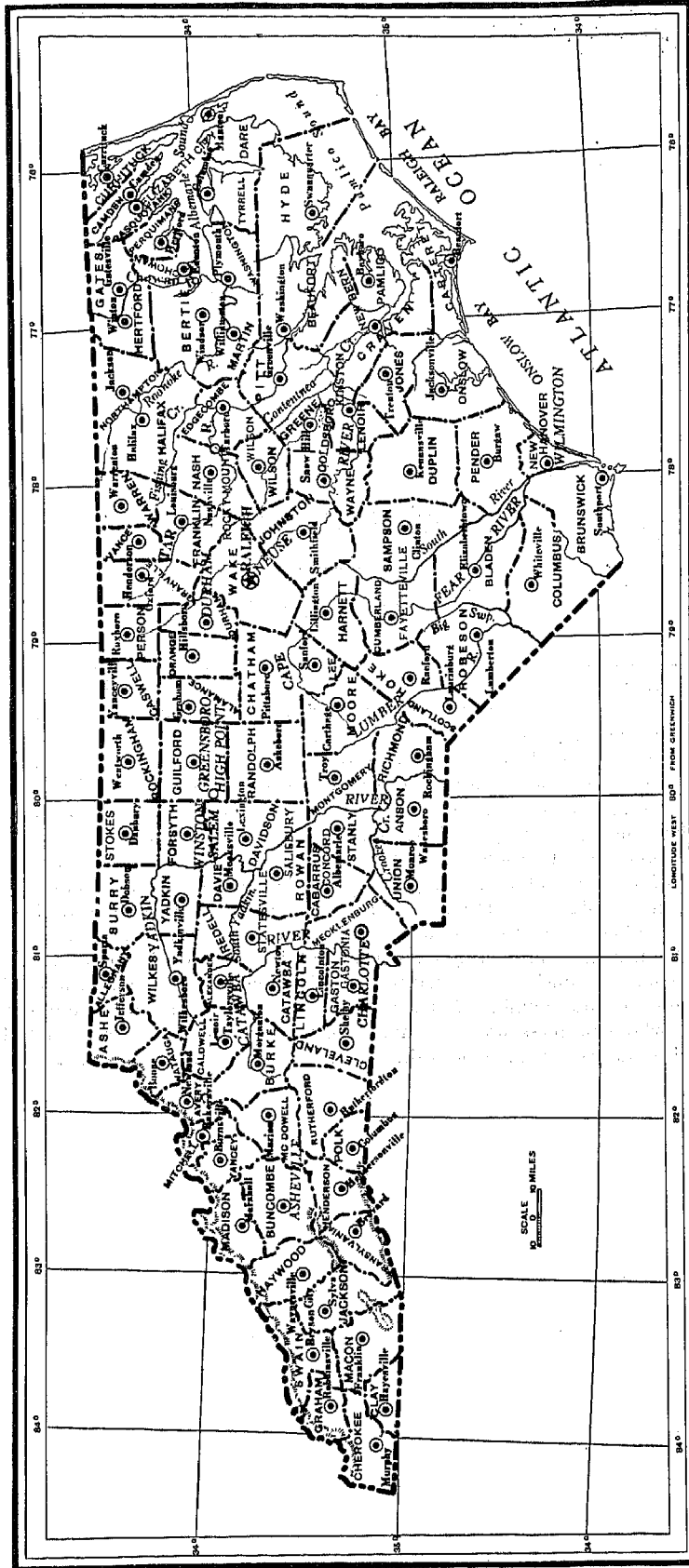


TABLE 1.—VALUE OF CONSTRUCTION BUSINESS DURING 1929 AND PRINCIPAL ITEMS OF EXPENDITURE

[Values expressed in thousands]

| AREA, CLASSIFICATION OF ESTABLISHMENTS, AND SIZE OF BUSINESS GROUPS | Number of establishments | VALUE OF CONSTRUCTION BUSINESS | | | | | PRINCIPAL EXPENDITURES | | | | | |
|---------------------------------------------------------------------|--------------------------|--------------------------------|----------------------------------------------|--------------------|-----------------------|------------|----------------------------------------------------|---------------------------------------------------------------------------------|----------------------------------------------|--------------------|-----------------------|------------|
| | | Total | Under general contract or directly for owner | Under sub-contract | Sub-contract work let | Wages paid | Cost of materials | Total | Under general contract or directly for owner | Under sub-contract | Sub-contract work let | Wages paid |
| NORTH CAROLINA | 293 | \$54,788 | \$46,043 | \$3,743 | \$6,988 | \$12,032 | \$24,767 | NORTH CAROLINA—Continued. | | | | |
| Counties: | | | | | | | Classification of establishments—Continued. | | | | | |
| Buncombe..... | 24 | 4,018 | 3,293 | 755 | 412 | 898 | 1,818 | Subcontractors—Continued. | | | | |
| Catawba..... | 8 | 1,025 | 847 | 178 | 31 | 258 | 513 | Painting and decorating..... 3 \$178 \$12 \$100 \$65 \$53 | | | | |
| Craven..... | 4 | 232 | 177 | 55 | 5 | 85 | 63 | Plastering and lathing..... 4 545 7 538 238 251 | | | | |
| Durham..... | 21 | 3,824 | 3,269 | 555 | 607 | 893 | 1,225 | Roofing and sheet-metal work..... 20 2,010 343 1,667 395 1,141 | | | | |
| Edgecombe..... | 7 | 1,016 | 844 | 172 | 175 | 271 | 444 | Roofing and sheet metal combined..... 15 1,470 195 1,275 282 320 | | | | |
| Forsyth..... | 24 | 4,658 | 4,296 | 362 | 763 | 1,034 | 2,001 | Steel erection..... 5 540 148 392 113 321 | | | | |
| Gaston..... | 8 | 780 | 605 | 175 | 50 | 174 | 395 | Stonework..... 4 520 62 458 \$45 66 302 | | | | |
| Guilford..... | 34 | 7,644 | 6,391 | 1,253 | 1,317 | 1,480 | 3,469 | Stonework, marble and tiling..... 6 1,141 1,141 16 392 398 | | | | |
| Haywood..... | 3 | 422 | 422 | — | 89 | 217 | 138 | Excavating..... 4 263 46 217 117 7 | | | | |
| Iredell..... | 3 | 664 | 664 | — | 60 | 130 | 190 | Other classes ⁵ 3 104 2 102 10 32 38 | | | | |
| Mecklenburg..... | 98 | 17,072 | 13,310 | 3,762 | 1,347 | 3,729 | 8,635 | Size of business groups | | | | |
| Nash..... | 7 | 203 | 40 | 223 | 10 | 43 | 130 | General contractors ¹ 104 41,101 40,888 302 6,873 8,874 17,798 | | | | |
| New Hanover..... | 6 | 503 | 459 | 44 | 19 | 125 | 216 | \$25,000 to \$49,999..... 35 1,332 1,332 180 354 619 | | | | |
| Rowan..... | 6 | 522 | 459 | 63 | 14 | 74 | 354 | \$50,000 to \$99,999..... 47 3,330 3,335 42 507 785 1,321 | | | | |
| Wake..... | 19 | 1,684 | 1,200 | 384 | 222 | 408 | 810 | \$100,000 to \$199,999..... 35 4,630 4,630 678 1,234 1,569 | | | | |
| Wayne..... | 6 | 1,798 | 1,587 | 211 | 795 | 271 | 364 | \$200,000 to \$499,999..... 28 8,027 8,887 40 1,505 1,913 3,710 | | | | |
| Wilson..... | 7 | 509 | 469 | 40 | 57 | 132 | 232 | \$500,000 to \$999,999..... 13 8,619 8,399 220 1,095 2,110 3,370 | | | | |
| Other counties ¹ | 38 | 8,253 | 7,742 | 511 | 1,013 | 1,872 | 3,993 | \$1,000,000 and over..... 0 14,608 14,603 2,899 2,476 7,301 | | | | |
| Classification of establishments | | | | | | | | Building contractors ² 115 25,490 25,490 5,757 4,016 10,839 | | | | |
| General contractors ² | 104 | 41,101 | 40,888 | 302 | 6,873 | 8,874 | 17,798 | \$25,000 to \$49,999..... 29 1,120 1,120 180 272 484 | | | | |
| Building..... | 115 | 25,490 | 25,490 | — | 5,757 | 4,016 | 10,839 | \$50,000 to \$99,999..... 34 2,432 2,432 414 553 1,016 | | | | |
| Building not specialized ³ | 94 | 24,141 | 24,141 | — | 5,489 | 4,613 | 10,312 | \$100,000 to \$199,999..... 23 2,010 2,010 608 658 1,068 | | | | |
| Commercial building only..... | 3 | 344 | 344 | — | 37 | 78 | 176 | \$200,000 to \$499,999..... 19 5,728 5,728 989 1,305 2,556 | | | | |
| Residential building only..... | 18 | 1,005 | 1,005 | — | 231 | 225 | 352 | \$500,000 to \$999,999..... 5 3,170 3,170 917 587 1,031 | | | | |
| Highway..... | 14 | 8,076 | 8,050 | 26 | 533 | 1,055 | 4,326 | \$1,000,000 and over..... 5 10,130 10,130 2,649 1,540 4,083 | | | | |
| Bridge and culvert..... | 7 | 2,200 | 2,077 | 213 | 323 | 539 | 1,111 | Subcontractors..... 129 13,595 5,155 8,441 113 3,158 6,069 | | | | |
| Grading..... | 8 | 1,746 | 1,722 | 24 | 72 | 699 | 67 | Electrical..... 15 744 53 691 104 386 | | | | |
| Street paving..... | 4 | 287 | 284 | 3 | 2 | 62 | 123 | Elevator construction ⁴ 4 399 399 83 171 | | | | |
| Sewer, gas, water, conduit..... | 8 | 1,871 | 1,550 | 16 | 150 | 512 | 543 | Heating and plumbing..... 53 6,712 4,557 2,155 41 1,353 3,786 | | | | |
| Dredging, river, harbor, etc..... | 4 | 622 | 622 | — | 15 | 225 | 172 | Heating and piping ⁵ 20 4,002 3,744 858 6 839 2,762 | | | | |
| Other classes ³ | 4 | 1,109 | 1,088 | 21 | 15 | 290 | 616 | Plumbing..... 26 1,435 397 1,038 352 705 | | | | |
| Subcontractors..... | 129 | 13,595 | 5,155 | 8,441 | 113 | 3,158 | 6,069 | Plumbing and heating combined..... 12 676 416 259 35 102 319 | | | | |
| Electrical..... | 15 | 744 | 53 | 691 | 104 | 386 | — | Subcontractors..... 129 13,595 5,155 8,441 113 3,158 6,069 | | | | |
| Elevator construction ⁴ | 4 | 399 | — | 399 | 83 | 171 | — | \$25,000 to \$49,999..... 50 1,797 393 1,494 10 434 855 | | | | |
| Heating and plumbing..... | 53 | 6,712 | 4,557 | 2,155 | 41 | 1,353 | 3,786 | \$50,000 to \$99,999..... 42 2,820 796 2,024 20 898 1,366 | | | | |
| Heating and piping ⁵ | 20 | 4,002 | 3,744 | 858 | 6 | 839 | 2,762 | \$100,000 to \$199,999..... 28 3,821 793 3,058 80 812 1,973 | | | | |
| Plumbing..... | 26 | 1,435 | 397 | 1,038 | 352 | 705 | — | \$200,000 to \$499,999..... 7 2,085 950 1,135 3 469 1,000 | | | | |
| Plumbing and heating combined..... | 12 | 676 | 416 | 259 | 35 | 102 | 319 | \$500,000 to \$999,999..... 1 730 730 314 283 | | | | |
| | | | | | | | | \$1,000,000 and over..... 1 2,348 2,348 431 1,492 | | | | |

¹ Includes Alamance, Burke, Cabarrus, Carteret, Cherokee, Columbus, Cumberland, Davidson, Franklin, Granville, Halifax, Henderson, Lee, Lenoir, Lincoln, McDowell, Moore, Northampton, Orange, Pasquotank, Rutherford, Stokes, Surry, Union, Vance, Wilkes, for which data can not be shown without revealing individual operations. From areas other than those listed no reports were received from establishments which handled as much as \$25,000 business during 1929.

² Includes operative builders.

³ Includes dam and reservoir; waterworks; and central station, light and power plant.

⁴ Includes ornamental iron; and metal work, n. e. s.

⁵ Includes pipe covering, and automatic temperature control.

⁶ Includes carpentering and wood flooring; highway; and soundproofing.

CONSTRUCTION—NORTH CAROLINA

TABLE 2.—CONSTRUCTION BUSINESS OF REPORTING ESTABLISHMENTS DURING 1929, BY CLASS OF OWNERSHIP AND BY TYPE OF WORK

| CLASS OF OWNERSHIP AND TYPE OF CONSTRUCTION WORK | CONSTRUCTION BUSINESS REPORTED BY— | | | | | | CLASS OF OWNERSHIP AND TYPE OF CONSTRUCTION WORK | CONSTRUCTION BUSINESS REPORTED BY— | | | | | |
|-----------------------------------------------------------------|------------------------------------|--------------|----------------------------------|--------------|------------------|--------------|-------------------------------------------------------------------|------------------------------------|-----------|----------------------------------|-----------|------------------|-------------|
| | All classes of establishments | | General contractors ¹ | | Subcontractors | | | All classes of establishments | | General contractors ¹ | | Subcontractors | |
| | Number reporting | Value | Number reporting | Value | Number reporting | Value | | Number reporting | Value | Number reporting | Value | Number reporting | Value |
| NORTH CAROLINA | | | | | | | NORTH CAROLINA—Contd. | | | | | | |
| All construction business..... | 203 | \$54,785,804 | 164 | \$41,190,631 | 120 | \$13,695,173 | All business under general contract or directly for owners—Contd. | | | | | | |
| Distribution not reported..... | 31 | 3,923,318 | 12 | 2,018,949 | 19 | 1,904,369 | Distributed by class—Contd. | | | | | | |
| Distributed by class of ownership..... | | | | | | | Public works and utilities—Continued. | | | | | | |
| Private..... | 262 | 50,862,486 | 152 | 39,171,682 | 110 | 11,690,804 | Distributed by class—Con. | | | | | | |
| Quasi public or community..... | 220 | 26,007,305 | 123 | 13,080,550 | 106 | 8,926,755 | Dock, pier, retaining wall, etc..... | 2 | | 2 | | | |
| Public..... | 81 | 3,109,184 | 30 | 1,734,694 | 51 | 1,374,490 | Flood control, irrigation, and land drainage..... | 2 | \$174,700 | 1 | (?) | 1 | (?) |
| Distribution not reported..... | 145 | 21,145,997 | 83 | 19,356,438 | 62 | 1,789,559 | River and harbor improvement..... | 2 | | 2 | | | |
| Distributed by class of public ownership..... | | | | | | | Sewage disposal and drainage..... | 8 | 925,363 | 7 | (?) | 1 | (?) |
| Federal..... | 128 | 20,074,454 | 73 | 13,466,559 | 55 | 1,007,895 | Water supply..... | 10 | 630,074 | 10 | \$630,074 | | |
| State..... | 21 | 2,113,503 | 7 | 1,065,102 | 14 | 148,311 | Park, grounds, etc..... | 1 | 90,640 | 1 | 90,640 | | |
| County or township..... | 60 | 9,586,250 | 31 | 9,203,072 | 19 | 383,178 | Miscellaneous..... | 3 | | 3 | | | |
| Municipal..... | 53 | 1,858,899 | 24 | 1,895,184 | 29 | 463,715 | Air transport work..... | 1 | | 1 | | | |
| All business under general contract or directly for owners..... | 214 | 40,042,914 | 165 | 40,888,374 | 49 | 5,154,540 | Miscellaneous, n. e. s..... | 7 | 1,045,829 | 7 | 1,045,829 | | |
| Distribution not reported..... | 4 | 749,354 | 2 | 630,454 | 2 | 118,900 | All business under subcontract..... | 120 | 8,742,890 | 6 | 302,257 | 114 | \$8,440,633 |
| Distributed by class..... | 210 | 45,293,560 | 163 | 40,257,920 | 47 | 5,035,640 | Distribution not reported..... | 2 | 347,920 | 2 | | 2 | 347,920 |
| Building..... | 168 | 29,731,954 | 121 | 24,793,398 | 47 | 4,938,556 | Distributed by class..... | 118 | 8,304,970 | 6 | 302,257 | 112 | 8,092,713 |
| Distribution not reported..... | 8 | 4,162,321 | 4 | 1,704,563 | 4 | 2,457,758 | Carpentering and wood flooring..... | 3 | 56,930 | 3 | | 3 | 56,930 |
| Distributed by class..... | 100 | 25,569,633 | 117 | 23,088,835 | 43 | 2,480,798 | Concreting and masonry..... | 18 | 53,000 | 2 | (?) | 1 | (?) |
| Commercial..... | 90 | 3,972,244 | 64 | 3,080,287 | 20 | 291,957 | Electrical..... | 3 | 720,779 | 1 | (?) | 17 | (?) |
| Educational..... | 63 | 4,314,169 | 43 | 3,877,658 | 20 | 436,511 | Elevator construction..... | 3 | 254,078 | 3 | | 3 | 254,078 |
| Hotel..... | 9 | 1,108,393 | 3 | 1,100,197 | 6 | 8,196 | Heating and plumbing..... | 37 | 2,196,702 | 37 | | 37 | 2,196,702 |
| Hospital and institutional..... | 32 | 1,678,316 | 17 | 1,588,081 | 15 | 89,636 | Heating and piping..... | 4 | 378,385 | 4 | | 4 | 378,385 |
| Manufacturing..... | 45 | 6,466,648 | 27 | 5,730,598 | 18 | 736,050 | Pipe covering..... | 35 | 108,490 | 35 | | 35 | 108,490 |
| Military and naval..... | 4 | 730,310 | 3 | 781,761 | 1 | 21,444 | Plumbing..... | 3 | 953,228 | 3 | | 3 | 953,228 |
| Public: Courts, jails, etc..... | 11 | 72,805 | 5 | | 6 | | Plumbing and heating combined..... | 7 | 258,599 | 7 | | 7 | 258,599 |
| Religious and memorial..... | 29 | 519,139 | 16 | 486,289 | 13 | 32,850 | Painting and decorating..... | 3 | 167,288 | 3 | | 3 | 167,288 |
| Residential..... | 128 | 6,042,443 | 92 | 5,213,397 | 36 | 829,046 | Glass and glazing..... | 5 | | 5 | | 5 | |
| Social and recreational..... | 11 | 238,649 | 6 | 222,761 | 5 | 15,838 | Plastering and lathing..... | 1 | 546,163 | 1 | | 1 | 546,163 |
| Air transport..... | 4 | | 4 | 222,030 | | | Roofing and sheet-metal work..... | 1 | 1,223,481 | 1 | | 1 | 1,223,481 |
| Rail and water transportation..... | 2 | 222,030 | 2 | | | | Roofing..... | 16 | 323,836 | 16 | | 16 | 323,836 |
| Miscellaneous..... | 24 | 204,388 | 19 | 185,167 | 5 | 19,221 | Sheet-metal work..... | 17 | 399,645 | 17 | | 17 | 399,645 |
| Highway and street..... | 30 | 8,363,219 | 29 | (?) | 1 | (?) | Steel erection..... | 5 | 450,669 | 5 | | 5 | 450,669 |
| Water-power development..... | 3 | | 3 | 770,515 | | | Stone-work..... | 5 | 1,094,433 | 5 | | 5 | 1,094,433 |
| Railroad and car line..... | 1 | 776,515 | 1 | | | | Marble and tiling..... | 11 | 954,748 | 11 | | 11 | 954,748 |
| Public works and utilities..... | 37 | 5,376,043 | 34 | 5,298,959 | 3 | 77,084 | Excavating..... | 3 | 222,633 | 3 | | 3 | |
| Distribution not reported..... | 3 | 346,308 | 3 | 346,308 | | | Highway..... | 5 | | 5 | | 5 | |
| Distributed by class..... | 34 | 5,029,735 | 31 | 4,952,651 | 3 | 77,084 | Bridge and culvert..... | 1 | 262,036 | 1 | (?) | 1 | (?) |
| Bridge, tunnel, etc..... | 14 | 2,697,695 | 14 | 2,697,695 | | | Grading..... | 1 | | 1 | | 1 | |
| Central station, light and power plant..... | 3 | 510,663 | 2 | (?) | 1 | (?) | Metal work, n. e. s..... | 5 | 191,980 | 5 | | 5 | 191,980 |

¹ Includes operative builders.
² Value omitted in order to avoid disclosing individual operations. The amounts omitted are, however, included in the respective totals.
³ Includes 1 establishment reporting soundproofing.
⁴ Includes 1 establishment reporting automatic temperature control.

CONSTRUCTION—NORTH CAROLINA

917

TABLE 3.—CONSTRUCTION BUSINESS DURING 1929, BY LOCATION

| CLASSIFICATION OF ESTABLISHMENTS | Establishments reporting | Total | In home city | In home State | Outside home State | CLASSIFICATION OF ESTABLISHMENTS | Establishments reporting | Total | In home city | In home State | Outside home State |
|---------------------------------------------|--------------------------|------------|--------------|---------------|--------------------|---------------------------------------|--------------------------|-------------|--------------|---------------|--------------------|
| | | | | | | | | | | | |
| NORTH CAROLINA | | | | | | NORTH CAROLINA—Contd. | | | | | |
| General contractors ¹ | 158 | 39,003,710 | 12,308,051 | 24,542,383 | 14,461,327 | Subcontractors—Continued. | | | | | |
| Building..... | 112 | 23,776,014 | 10,572,876 | 17,106,395 | 6,669,619 | Heating and plumbing—Con. | | | | | |
| Building not specialized ¹ | 91 | 22,427,641 | 9,544,875 | 15,776,404 | 0,651,147 | Plumbing..... | 20 | \$1,434,785 | \$1,070,822 | \$1,402,880 | \$31,905 |
| Commercial building only..... | 3 | 343,682 | 164,695 | 325,210 | 18,472 | Plumbing and heating combined..... | 12 | 675,137 | 549,023 | 675,137 | ----- |
| Residential building only..... | 18 | 1,004,691 | 803,306 | 1,004,691 | ----- | Painting and decorating..... | 3 | 178,280 | 106,538 | 173,411 | 4,875 |
| Highway..... | 14 | 8,075,568 | 589,224 | 3,455,529 | 4,620,029 | Plastering and lathing..... | 4 | 544,642 | 120,535 | 412,559 | 132,083 |
| Bridge and culvert..... | 7 | 2,200,362 | 46,000 | 858,875 | 1,431,487 | Roofing and sheet-metal work..... | 18 | 1,628,477 | 926,308 | 1,515,477 | 113,000 |
| Grading..... | 7 | 1,591,075 | 404,537 | 1,451,846 | 139,229 | Roofing and sheet metal combined..... | 14 | 1,384,719 | 686,975 | 1,271,719 | 113,000 |
| Street paving..... | 6 | 287,050 | 137,000 | 287,050 | ----- | Steel erection..... | 4 | 243,758 | 230,333 | 243,758 | ----- |
| Sewer, gas, water, conduit..... | 4 | 1,252,757 | 463,575 | 808,974 | 443,783 | Stonework..... | 4 | 520,020 | 140,438 | 365,874 | 154,165 |
| Dredging, river, harbor, etc..... | 4 | 621,554 | 77,835 | 135,435 | 486,119 | Marble and tiling..... | 5 | 1,141,479 | 105,979 | 1,091,626 | 49,853 |
| Other classes ² | 4 | 1,109,340 | 107,004 | 438,279 | 671,061 | Excavating..... | 9 | 979,553 | 467,767 | 936,082 | 43,471 |
| Subcontractors..... | 127 | 13,213,967 | 5,447,941 | 10,562,927 | 2,651,040 | Other classes ³ | 3 | 104,228 | 49,084 | 104,228 | ----- |
| Electrical..... | 15 | 743,899 | 523,907 | 742,749 | 1,150 | | | | | | |
| Elevator construction ³ | 4 | 398,600 | 167,516 | 313,500 | 85,100 | | | | | | |
| Heating and plumbing..... | 58 | 6,712,113 | 2,782,767 | 4,690,946 | 2,021,162 | | | | | | |
| Heating and piping ⁴ | 20 | 4,602,101 | 1,162,022 | 2,612,929 | 1,989,267 | | | | | | |

- ¹ Includes operative builders.
- ² Includes dam and reservoir; waterworks; and central station, light and power plant.
- ³ Includes ornamental iron; and metal work, n. e. s.
- ⁴ Includes pipe covering; and automatic temperature control.
- ⁵ Includes carpentering and wood flooring; highway; and soundproofing.

TABLE 4.—CONSTRUCTION BUSINESS OUTSIDE HOME STATE, BY LOCATION

| STATE OR COUNTRY | LOCATION REPORTED BY— | | | STATE OR COUNTRY | LOCATION REPORTED BY— | | |
|----------------------------------------------------------|-------------------------------|---------------------|----------------|--------------------------------------------------|-------------------------------|---------------------|----------------|
| | All classes of establishments | General contractors | Subcontractors | | All classes of establishments | General contractors | Subcontractors |
| NORTH CAROLINA | | | | NORTH CAROLINA—Continued | | | |
| Total distributed by State or country ¹ | \$17,112,307 | \$14,461,327 | \$2,651,040 | Total distributed by State or country—Continued. | | | |
| Alabama..... | 500,016 | 445,465 | 54,551 | Missouri..... | \$641,348 | \$641,348 | ----- |
| Arkansas..... | 265 | ----- | 265 | New Jersey..... | 790,436 | 790,436 | ----- |
| California..... | 107,631 | 107,631 | ----- | New Mexico..... | 63,625 | 63,625 | ----- |
| Connecticut..... | 6,050 | 6,050 | ----- | New York..... | 100,974 | 160,974 | ----- |
| Delaware..... | 74,614 | 74,614 | ----- | Ohio..... | 9,515 | 9,515 | ----- |
| District of Columbia..... | 230,519 | 230,519 | 3,000 | Pennsylvania..... | 199,684 | 199,684 | ----- |
| Florida..... | 2,007,025 | 1,954,047 | 52,978 | Rhode Island..... | 5,606 | 5,606 | ----- |
| Georgia..... | 1,858,220 | 610,025 | 1,248,195 | South Carolina..... | 3,029,341 | 2,447,814 | \$581,527 |
| Illinois..... | 7,150 | 7,150 | ----- | Tennessee..... | 2,919,779 | 2,871,883 | 47,896 |
| Indiana..... | 127,943 | 127,943 | ----- | Texas..... | 305,797 | 131,874 | 173,923 |
| Kansas..... | 282,411 | 282,411 | ----- | Virginia..... | 1,621,270 | 1,190,307 | 330,963 |
| Kentucky..... | 18,150 | 17,000 | 1,150 | West Virginia..... | 312,433 | 312,433 | ----- |
| Louisiana..... | 454,836 | 345,344 | 109,492 | Other States, n. s..... | 492,688 | 453,588 | 39,100 |
| Maryland..... | 366,028 | 366,028 | ----- | Cuba, Bermuda, and West Indies..... | 572,235 | 572,235 | ----- |
| Mississippi..... | 14,050 | 6,050 | 8,000 | Russia U. S. S. R..... | 23,728 | 23,728 | ----- |

¹ Number of establishments reporting; all classes, 77; general contractors, 44; subcontractors, 33.

CONSTRUCTION—NORTH CAROLINA

TABLE 5.—NUMBER AND SALARIES OF PROPRIETORS, FIRM MEMBERS, AND SALARIED EMPLOYEES: 1929

| CLASSIFICATION OF ESTABLISHMENTS | Establishments reporting | PROPRIETORS AND FIRM MEMBERS | | | SALARIED EMPLOYEES | | | | | | | | | |
|-----------------------------------------------|--------------------------|------------------------------|--------------------|-----------------------|------------------------|-----------------------|-----------------------------|-----------------------|--------------------------------|-----------------------|------------------------|------|--------|------------------|
| | | Receiving no salary | Receiving salaries | | All salaried employees | | Officers and clerical staff | | Superintendents, foremen, etc. | | Number reported by sex | | | Sex not reported |
| | | | Number | Total annual salaries | Total number | Total annual salaries | Number | Total annual salaries | Number | Total annual salaries | Total | Male | Female | |
| NORTH CAROLINA | 289 | 182 | 120 | \$430,905 | 1,125 | \$2,941,614 | 501 | \$1,448,879 | 624 | \$1,492,735 | 1,021 | 905 | 116 | 104 |
| General contractors ¹ | 102 | 102 | 64 | 281,106 | 822 | 2,182,300 | 307 | 984,227 | 515 | 1,198,163 | 755 | 701 | 54 | 67 |
| Building..... | 113 | 74 | 40 | 127,845 | 401 | 1,088,328 | 174 | 534,601 | 227 | 539,697 | 330 | 304 | 32 | 65 |
| Building not specialized ¹ | 92 | 51 | 30 | 117,468 | 365 | 1,013,364 | 155 | 505,696 | 210 | 507,798 | 303 | 274 | 29 | 62 |
| Commercial building only..... | 3 | 1 | 1 | 2,340 | 17 | 24,871 | 8 | 13,295 | 9 | 11,576 | 17 | 15 | 2 | |
| Residential building only..... | 18 | 22 | 3 | 8,037 | 19 | 30,093 | 11 | 15,800 | 8 | 14,293 | 10 | 15 | 1 | 3 |
| Highway..... | 14 | 9 | 10 | 39,501 | 203 | 523,971 | 62 | 210,918 | 141 | 313,053 | 203 | 198 | 5 | |
| Bridge and culvert..... | 7 | 4 | 4 | 4,800 | 62 | 149,184 | 22 | 50,908 | 40 | 92,276 | 61 | 56 | 5 | 1 |
| Grading..... | 8 | 7 | 4 | 34,943 | 33 | 65,788 | 7 | 12,800 | 26 | 52,088 | 32 | 28 | 4 | 1 |
| Street paving..... | 4 | 2 | 2 | 6,000 | 15 | 38,611 | 5 | 17,770 | 10 | 20,841 | 15 | 14 | 1 | |
| Sewer, gas, water, conduit..... | 4 | 4 | | | 68 | 211,426 | 20 | 89,060 | 48 | 122,366 | 68 | 65 | 3 | |
| Dredging, river, harbor, etc..... | 4 | 1 | | | 25 | 83,400 | 11 | 41,200 | 14 | 42,200 | 25 | 23 | 2 | |
| Other classes ² | 4 | 1 | 4 | 48,017 | 15 | 41,682 | 6 | 20,880 | 9 | 20,802 | 15 | 13 | 2 | |
| Subcontractors | 127 | 60 | 56 | 169,799 | 303 | 759,224 | 194 | 464,652 | 109 | 294,572 | 266 | 204 | 62 | 37 |
| Electrical..... | 15 | 6 | 3 | 14,400 | 31 | 62,626 | 24 | 46,831 | 7 | 16,095 | 21 | 17 | 4 | 10 |
| Elevator construction ³ | 4 | | | | 17 | 52,600 | 9 | 27,100 | 8 | 25,600 | 17 | 15 | 2 | |
| Heating and plumbing..... | 57 | 26 | 28 | 75,934 | 121 | 284,699 | 80 | 192,822 | 32 | 91,877 | 107 | 75 | 32 | 14 |
| Heating and piping ⁴ | 20 | 5 | 9 | 25,308 | 74 | 185,340 | 49 | 112,332 | 25 | 73,008 | 68 | 51 | 17 | 6 |
| Plumbing..... | 25 | 16 | 15 | 40,126 | 32 | 60,927 | 27 | 52,423 | 5 | 8,604 | 20 | 18 | 11 | 3 |
| Plumbing and heating combined..... | 12 | 5 | 4 | 10,500 | 15 | 38,432 | 13 | 28,067 | 2 | 10,365 | 10 | 6 | 4 | 5 |
| Plastering and lathing..... | 4 | 3 | 2 | 6,240 | 7 | 21,658 | 2 | 4,940 | 5 | 16,718 | 7 | 6 | 1 | 2 |
| Roofing and sheet-metal work..... | 20 | 9 | 9 | 31,025 | 47 | 100,505 | 27 | 51,655 | 20 | 48,860 | 42 | 32 | 10 | 5 |
| Roofing..... | 15 | 6 | 7 | 25,525 | 37 | 79,732 | 10 | 36,382 | 18 | 43,350 | 35 | 27 | 8 | 2 |
| Roofing and sheet metal combined..... | 5 | 3 | 2 | 5,500 | 10 | 20,773 | 8 | 15,273 | 2 | 5,500 | 7 | 5 | 2 | 3 |
| Steel erection..... | 4 | 2 | | | 7 | 12,128 | 4 | 5,670 | 3 | 6,458 | 5 | 4 | 1 | 2 |
| Stonework..... | 5 | 2 | 2 | 6,760 | 29 | 123,382 | 14 | 74,570 | 15 | 48,812 | 29 | 23 | 6 | |
| Marble and tiling..... | 9 | 9 | 5 | 14,320 | 29 | 72,602 | 10 | 44,704 | 13 | 27,898 | 28 | 22 | 6 | 1 |
| Excavating..... | 4 | 1 | 4 | 16,030 | 6 | 9,670 | 3 | 4,170 | 3 | 5,600 | 1 | 1 | | 5 |
| Other classes ⁵ | 5 | 2 | 3 | 5,040 | 9 | 19,354 | 6 | 12,490 | 3 | 6,864 | 9 | 9 | | |

¹ Includes operative builders.
² Includes dam and reservoir; waterworks; and central station, light and power plant.
³ Includes ornamental iron; and metal work, n. e. s.
⁴ Includes pipe covering; and automatic temperature control
⁵ Includes carpentering and wood flooring; painting and decorating; highway; and soundproofing.

TABLE 6.—VALUE OF CONSTRUCTION EQUIPMENT, IN COMPARISON WITH CONSTRUCTION BUSINESS AND WAGES PAID DURING 1929

| CLASSIFICATION OF ESTABLISHMENTS AND PERCENTAGE OF EQUIPMENT OWNED | Establishments reporting | EQUIPMENT | | Value of construction business reported | Wages paid | CLASSIFICATION OF ESTABLISHMENTS AND PERCENTAGE OF EQUIPMENT OWNED | Establishments reporting | EQUIPMENT | | Value of construction business reported | Wages paid |
|--------------------------------------------------------------------|--------------------------|---------------------------|--------------------------------|-----------------------------------------|--------------|--------------------------------------------------------------------|--------------------------|---------------------------|--------------------------------|-----------------------------------------|------------|
| | | Purchased during the year | Inventory value at end of year | | | | | Purchased during the year | Inventory value at end of year | | |
| NORTH CAROLINA | 264 | \$918,680 | \$3,773,251 | \$52,054,447 | \$11,399,416 | NORTH CAROLINA—Continued | | | | | |
| <i>Classification of establishments</i> | | | | | | Subcontractors—Continued. | | | | | |
| General contractors ¹ | 149 | 802,701 | 3,114,509 | 39,493,540 | 8,473,603 | Steel erection..... | 4 | \$3,685 | \$7,430 | \$520,029 | \$55,407 |
| Building..... | 103 | 115,682 | 558,652 | 24,600,670 | 4,740,485 | Stonework..... | 4 | 2,637 | 138,125 | 1,109,703 | 388,122 |
| Building not specialized..... | 88 | 112,863 | 542,637 | 23,765,735 | 4,544,611 | Marble and tiling..... | 9 | 12,975 | 58,466 | 679,553 | 204,452 |
| Residential building only..... | 15 | 2,819 | 16,015 | 834,935 | 195,874 | Excavating..... | 3 | 25,071 | 143,380 | 206,400 | 88,537 |
| Highway..... | 14 | 301,082 | 1,141,251 | 8,075,558 | 1,655,362 | Other classes ² | 5 | 897 | 6,384 | 428,828 | 89,208 |
| Bridge and culvert..... | 6 | 40,853 | 159,157 | 2,219,302 | 518,787 | Percentage of equipment owned | | | | | |
| Grading..... | 8 | 178,078 | 760,658 | 1,749,075 | 689,341 | General contractors ¹ | 149 | 802,701 | 3,114,509 | 39,493,540 | 8,473,603 |
| Street paving..... | 4 | 10,093 | 68,348 | 287,050 | 66,454 | None..... | 3 | | | 131,800 | 22,466 |
| Sewer, gas, water, conduit..... | 7 | 19,362 | 128,809 | 1,447,811 | 473,444 | 1% to 25%, inclusive..... | 1 | | 25 | 26,000 | 5,000 |
| Waterworks, dam, and reservoir..... | 3 | 6,289 | 17,575 | 495,480 | 123,905 | 26% to 50%, inclusive..... | 1 | 3,641 | 3,121 | 82,306 | 14,000 |
| Dredging, river, harbor, etc..... | 4 | 71,312 | 289,050 | 621,554 | 225,825 | 51% to 75%, inclusive..... | 2 | 3,000 | 23,000 | 166,000 | 28,841 |
| Subcontractors | 115 | 118,979 | 658,742 | 12,560,907 | 2,925,813 | 76% to 99%, inclusive..... | 15 | 57,739 | 285,507 | 3,673,379 | 780,525 |
| Electrical..... | 15 | 12,180 | 77,415 | 743,899 | 168,607 | 100%..... | 124 | 737,663 | 2,798,941 | 35,040,671 | 7,527,336 |
| Heating and plumbing..... | 51 | 39,440 | 134,312 | 6,265,124 | 1,249,206 | Not reported..... | 3 | 658 | 3,915 | 367,374 | 95,406 |
| Heating and piping ² | 18 | 30,860 | 73,692 | 4,441,466 | 798,600 | Subcontractors | 115 | 118,979 | 658,742 | 12,560,907 | 2,925,813 |
| Plumbing..... | 24 | 6,611 | 44,543 | 1,826,874 | 44,936 | None..... | 4 | | | 465,907 | 75,066 |
| Plumbing and heating combined..... | 9 | 1,969 | 15,777 | 525,874 | 123,041 | 1% to 25%, inclusive..... | 1 | 980 | 480 | 61,000 | 32,600 |
| Plastering and decorating..... | 3 | 700 | 5,692 | 178,286 | 64,936 | 26% to 50%, inclusive..... | 2 | 801 | 25,299 | 168,576 | 32,759 |
| Roofing and sheet-metal work..... | 4 | 4,457 | 6,803 | 544,842 | 238,247 | 51% to 75%, inclusive..... | 2 | 3 | 3,290 | 236,465 | 45,934 |
| Roofing..... | 17 | 11,637 | 81,935 | 1,501,443 | 333,031 | 76% to 99%, inclusive..... | 3 | 3 | 14,096 | 11,374,178 | 2,694,123 |
| Roofing and sheet metal combined..... | 13 | 11,687 | 73,355 | 1,347,685 | 263,191 | 100%..... | 101 | 107,958 | 606,844 | 11,374,178 | 45,331 |
| Steel erection..... | 4 | 250 | 7,080 | 243,758 | 69,840 | Not reported..... | 4 | 1,000 | 12,024 | 264,791 | 45,331 |

¹ Includes operative builders.
² Includes pipe covering; and automatic temperature control.
³ Includes elevator construction; ornamental iron; soundproofing; and metal work, n. e. s.

CONSTRUCTION—NORTH CAROLINA

919

TABLE 7.—WAGE EARNERS BY MONTHS, AND WAGES PAID DURING 1929

| CLASSIFICATION OF ESTABLISHMENTS AND LENGTH OF WORKING WEEK | Estab-lish-ments report-ing | NUMBER EMPLOYED ON 15TH DAY OF THE MONTH OR NEAREST REPRESENTATIVE DAY | | | | | | | | | | | | Wages paid dur-ing year |
|-------------------------------------------------------------|-----------------------------|------------------------------------------------------------------------|--------------|--------------|--------------|--------------|--------------|--------------|---------------|--------------|--------------|--------------|--------------|-------------------------|
| | | Janu-ary | Febru-ary | March | April | May | June | July | August | Sep-tember | October | Novem-ber | Decem-ber | |
| NORTH CAROLINA..... | 237 | 7,256 | 7,287 | 7,719 | 8,915 | 8,461 | 9,724 | 9,923 | 10,014 | 9,663 | 9,228 | 8,245 | 7,329 | 89,891,642 |
| <i>Classification of establishments</i> | | | | | | | | | | | | | | |
| General contractors ¹ | 131 | 5,703 | 5,727 | 6,204 | 7,253 | 7,641 | 7,660 | 7,967 | 8,215 | 7,729 | 7,385 | 6,534 | 5,734 | 7,370,671 |
| Building..... | 92 | 2,974 | 3,003 | 3,157 | 3,539 | 3,613 | 3,540 | 3,543 | 3,622 | 3,467 | 3,319 | 2,908 | 2,576 | 4,000,122 |
| Building not specialized ¹ | 73 | 2,789 | 2,803 | 2,927 | 3,303 | 3,327 | 3,250 | 3,310 | 3,383 | 3,205 | 3,064 | 2,722 | 2,440 | 3,718,027 |
| Commercial building only..... | 3 | 77 | 66 | 62 | 63 | 54 | 67 | 24 | 54 | 90 | 87 | 67 | 25 | 78,105 |
| Residential building only..... | 16 | 108 | 134 | 168 | 173 | 232 | 223 | 209 | 185 | 172 | 168 | 119 | 111 | 203,090 |
| Highway..... | 12 | 999 | 1,052 | 1,108 | 1,540 | 1,829 | 1,914 | 2,146 | 2,167 | 1,980 | 1,946 | 1,866 | 1,558 | 1,645,233 |
| Bridge and culvert..... | 5 | 471 | 392 | 506 | 539 | 594 | 604 | 656 | 632 | 584 | 521 | 371 | 334 | 446,910 |
| Grading..... | 6 | 371 | 306 | 370 | 420 | 432 | 410 | 405 | 406 | 373 | 338 | 319 | 320 | 273,792 |
| Street paving..... | 4 | 84 | 93 | 100 | 107 | 102 | 75 | 49 | 65 | 58 | 94 | 54 | 43 | 60,454 |
| Sewer, gas, water, conduit..... | 7 | 484 | 495 | 577 | 641 | 621 | 597 | 637 | 619 | 597 | 616 | 602 | 576 | 473,444 |
| Other classes ² | 5 | 320 | 326 | 386 | 407 | 450 | 460 | 531 | 704 | 670 | 551 | 414 | 327 | 464,716 |
| Subcontractors..... | 106 | 1,553 | 1,540 | 1,515 | 1,662 | 1,820 | 2,064 | 1,956 | 1,799 | 1,934 | 1,843 | 1,711 | 1,595 | 2,520,971 |
| Electrical..... | 13 | 87 | 93 | 91 | 93 | 89 | 95 | 83 | 83 | 80 | 78 | 79 | 78 | 142,896 |
| Elevator construction ³ | 3 | 61 | 59 | 56 | 54 | 55 | 54 | 47 | 43 | 45 | 46 | 43 | 39 | 61,686 |
| Heating and plumbing..... | 45 | 565 | 552 | 518 | 594 | 705 | 838 | 815 | 798 | 847 | 819 | 781 | 727 | 1,177,357 |
| Heating and piping ⁴ | 18 | 278 | 286 | 261 | 336 | 444 | 572 | 563 | 553 | 556 | 541 | 524 | 450 | 786,256 |
| Plumbing..... | 21 | 212 | 211 | 194 | 204 | 198 | 188 | 189 | 177 | 237 | 215 | 194 | 211 | 286,268 |
| Plumbing and heating combined..... | 6 | 75 | 55 | 63 | 54 | 63 | 78 | 63 | 68 | 54 | 63 | 63 | 66 | 104,843 |
| Plastering and lathing..... | 4 | 185 | 188 | 150 | 155 | 157 | 209 | 192 | 146 | 146 | 120 | 118 | 142 | 238,247 |
| Roofing and sheet-metal work..... | 17 | 207 | 200 | 208 | 298 | 293 | 326 | 348 | 321 | 342 | 320 | 293 | 293 | 320,303 |
| Roofing..... | 14 | 231 | 225 | 224 | 249 | 234 | 270 | 289 | 271 | 291 | 273 | 252 | 226 | 266,754 |
| Roofing and sheet metal combined..... | 3 | 36 | 35 | 44 | 49 | 59 | 56 | 59 | 50 | 51 | 56 | 41 | 37 | 53,549 |
| Steel erection..... | 3 | 10 | 23 | 34 | 62 | 52 | 42 | 11 | 23 | 38 | 29 | 23 | 33 | 45,467 |
| Stonework..... | 3 | 53 | 53 | 56 | 56 | 57 | 39 | 58 | 48 | 52 | 66 | 57 | 42 | 71,244 |
| Marble and tiling..... | 9 | 175 | 150 | 151 | 157 | 172 | 203 | 199 | 178 | 195 | 171 | 161 | 140 | 264,462 |
| Excavating..... | 4 | 109 | 101 | 113 | 108 | 169 | 191 | 144 | 91 | 113 | 115 | 107 | 95 | 116,611 |
| Other classes ⁵ | 5 | 41 | 61 | 78 | 85 | 71 | 67 | 69 | 68 | 76 | 70 | 49 | 36 | 82,708 |
| <i>Length of working week</i> | | | | | | | | | | | | | | |
| General contractors ¹ | 131 | 5,703 | 5,727 | 6,204 | 7,253 | 7,641 | 7,660 | 7,967 | 8,215 | 7,729 | 7,385 | 6,534 | 5,734 | 7,370,671 |
| 50-hour, 5-day week..... | 1 | 15 | 18 | 17 | 7 | 22 | 15 | 7 | 9 | 11 | 10 | 7 | 10 | 12,058 |
| 44-hour, 5½-day week..... | 4 | 77 | 96 | 144 | 173 | 204 | 150 | 159 | 87 | 110 | 123 | 133 | 94 | 169,222 |
| 49½-hour, 5¼-day week..... | 9 | 180 | 150 | 224 | 221 | 232 | 240 | 237 | 271 | 234 | 228 | 180 | 156 | 229,554 |
| 55-hour, 5½-day week..... | 78 | 3,404 | 3,532 | 3,622 | 4,310 | 4,268 | 4,271 | 4,513 | 4,616 | 4,389 | 4,131 | 3,786 | 3,457 | 4,204,127 |
| All other 5½-day week..... | 7 | 102 | 143 | 152 | 195 | 224 | 249 | 202 | 245 | 173 | 202 | 164 | 114 | 202,203 |
| 64-hour, 6-day week..... | 2 | 341 | 377 | 437 | 428 | 497 | 335 | 253 | 278 | 201 | 232 | 239 | 324 | 476,028 |
| 60-hour, 6-day week..... | 22 | 1,076 | 974 | 1,191 | 1,401 | 1,681 | 1,723 | 1,708 | 1,832 | 1,866 | 1,690 | 1,386 | 1,048 | 1,440,296 |
| All other 6-day week..... | 5 | 382 | 317 | 297 | 331 | 390 | 486 | 504 | 569 | 503 | 488 | 429 | 400 | 442,823 |
| All other not designated..... | 2 | 62 | 80 | 92 | 84 | 91 | 71 | 90 | 89 | 62 | 70 | 78 | 63 | 55,970 |
| Not reported..... | 1 | 4 | 34 | 28 | 34 | 26 | 70 | 204 | 219 | 180 | 202 | 132 | 68 | 76,895 |
| Subcontractors..... | 106 | 1,553 | 1,540 | 1,515 | 1,662 | 1,820 | 2,064 | 1,956 | 1,799 | 1,934 | 1,843 | 1,711 | 1,595 | 2,520,971 |
| 40-hour, 5-day week..... | 2 | 11 | 14 | 15 | 11 | 13 | 11 | 17 | 21 | 18 | 17 | 18 | 12 | 24,107 |
| 45-hour, 5-day week..... | 1 | 8 | 13 | 12 | 10 | 12 | 12 | 11 | 11 | 11 | 10 | 10 | 10 | 15,000 |
| 40-hour, 5½-day week..... | 40 | 614 | 612 | 585 | 632 | 645 | 731 | 716 | 667 | 713 | 684 | 590 | 611 | 628,750 |
| 49½-hour, 5¼-day week..... | 14 | 179 | 172 | 185 | 186 | 169 | 197 | 194 | 181 | 182 | 174 | 156 | 169 | 226,452 |
| 55-hour, 5½-day week..... | 8 | 145 | 138 | 146 | 138 | 144 | 146 | 146 | 147 | 154 | 156 | 151 | 134 | 231,849 |
| All other 5½-day week..... | 19 | 248 | 239 | 214 | 248 | 239 | 270 | 263 | 235 | 265 | 259 | 246 | 197 | 312,962 |
| 48-hour, 6-day week..... | 5 | 42 | 42 | 42 | 41 | 38 | 37 | 37 | 39 | 59 | 51 | 53 | 49 | 62,363 |
| 64-hour, 6-day week..... | 5 | 134 | 138 | 123 | 137 | 208 | 379 | 368 | 330 | 330 | 295 | 294 | 232 | 496,747 |
| 60-hour, 6-day week..... | 6 | 95 | 104 | 126 | 147 | 204 | 212 | 138 | 97 | 127 | 117 | 106 | 106 | 135,890 |
| All other 6-day week..... | 5 | 59 | 54 | 53 | 50 | 44 | 48 | 51 | 56 | 60 | 62 | 64 | 55 | 65,598 |
| Not reported..... | 1 | 18 | 14 | 14 | 12 | 14 | 12 | 15 | 15 | 15 | 18 | 23 | 20 | 21,298 |

¹ Includes operative builders.

² Includes dam and reservoir; waterworks; dredging, river, harbor, etc.; and central station, light and power plant.

³ Includes ornamental iron; and metal work, n. e. s.

⁴ Includes pipe covering; and automatic temperature control.

⁵ Includes carpentering and wood flooring; painting and decorating; highway; and soundproofing.

TABLE 8.—EXPENDITURES OF REPORTING ESTABLISHMENTS: 1929

Table with columns: CLASSIFICATION OF ESTABLISHMENTS, Es-tablish-ments re-port-ing, Value of con-struction bus-iness re-ported, PRINCIPAL ITEMS OF EXPENDITURE (Subcon-tract work let, Wages paid, Cost of materials), OTHER ITEMS OF EXPENDITURE (Salaries: Propri-eters and firm mem-bers, Em-ploy-ees; Rent for: Equip-ment, Of-fices, etc.; Interest; Con-tract bond pre-miums; Com-pen-sation and Li-ability in-sur-ance pre-miums; All other overhead ex-penses).

- 1 Includes operative builders.
2 Includes waterworks; dam and reservoir; and central station, light and power plant.
3 Includes ornamental iron; and metal work, n. e. s.
4 Includes pipe covering; and automatic temperature control.
5 Includes painting and decorating; and highway.

TABLE 9.—COST OF MATERIALS FURNISHED AND USED BY REPORTING ESTABLISHMENTS DURING 1929, BY KIND

Table with columns: KIND OF MATERIAL, COST OF MATERIALS REPORTED BY— (All classes of establish-ments: Amount, Per cent distribution, Per \$1,000 construction work done 1; General con-trac-tors 2; Subcon-trac-tors), KIND OF MATERIAL, COST OF MATERIALS REPORTED BY— (All classes of establish-ments: Amount, Per cent distribution, Per \$1,000 construction work done 1; General con-trac-tors 2; Subcon-trac-tors).

1 The value of construction work done is obtained from figures presented in Table 1 by subtracting the value of subcontract work let from the total value of construction business.
2 Includes operative builders.
3 Less than one-tenth of 1 per cent.
* The high percentage of total cost shown for this item is due to the fact that establishments located within this area reported that the large part of their construction was done on contract outside this area.

CONSTRUCTION—NORTH CAROLINA

TABLE 10.—COMPARISON OF COST OF DESIGNATED MATERIALS FURNISHED AND USED BY REPORTING ESTABLISHMENTS DURING 1929, WITH COST OF MATERIALS AND VALUE OF CONSTRUCTION BUSINESS—Continued

[Based exclusively upon reports of establishments which gave the distributed cost of materials]

| KIND OF MATERIAL AND CLASSIFICATION OF ESTABLISHMENTS | Cost of all materials distributed by kind | COST OF DESIGNATED MATERIAL | | | Value of construction business | Indicated per cent of all business done by own force ¹ | KIND OF MATERIAL AND CLASSIFICATION OF ESTABLISHMENTS | Cost of all materials distributed by kind | COST OF DESIGNATED MATERIAL | | | Value of construction business | Indicated per cent of all business done by own force ¹ |
|-------------------------------------------------------|-------------------------------------------|-----------------------------|--------------|-----------------------------------|--------------------------------|-------------------------------------------------------------------|-------------------------------------------------------|-------------------------------------------|-----------------------------|--------------|-----------------------------------|--------------------------------|-------------------------------------------------------------------|
| | | Amount | Per cent of— | | | | | | Amount | Per cent of— | | | |
| | | | Total cost | Cost of all distributed materials | | | | | | Total cost | Cost of all distributed materials | | |
| NORTH CAROLINA—Con. | | | | | | NORTH CAROLINA—Con. | | | | | | | |
| <i>Roofing and sheet metal</i> | | | | | | <i>Plumbing and gas fitting equipment</i> | | | | | | | |
| All classes..... | \$16, 178, 479 | \$819, 980 | 100. 0 | 5. 1 | \$35, 645, 465 | 87. 2 | All classes..... | \$16, 178, 479 | \$1, 278, 207 | 100. 0 | 7. 9 | \$35, 645, 465 | 87. 2 |
| General contractors ² | \$10, 374, 611 | 144, 747 | 17. 7 | 1. 4 | \$24, 450, 797 | 83. 3 | General contractors ² | \$10, 374, 611 | 118, 683 | 9. 3 | 1. 1 | \$24, 450, 797 | 83. 3 |
| Building..... | 4, 638, 563 | 135, 047 | 16. 5 | 2. 9 | 11, 847, 756 | 77. 4 | Building..... | 4, 638, 563 | 91, 973 | 7. 2 | 2. 0 | 11, 847, 756 | 77. 4 |
| Building not specialized ³ | 4, 247, 731 | 117, 015 | 14. 3 | 2. 8 | 10, 994, 009 | 73. 3 | Building not specialized ³ | 4, 247, 731 | 77, 023 | 6. 0 | 1. 8 | 10, 994, 009 | 73. 3 |
| Commercial building only..... | 169, 573 | 6, 500 | . 8 | 3. 8 | 306, 162 | 89. 2 | Commercial building only..... | 169, 573 | 7, 000 | . 5 | 4. 1 | 306, 162 | 89. 2 |
| Residential building only..... | 221, 259 | 11, 532 | 1. 4 | 5. 2 | 547, 585 | 77. 0 | Residential building only..... | 221, 259 | 7, 950 | . 6 | 3. 9 | 547, 585 | 77. 0 |
| Sewer, gas, water, conduit..... | 542, 695 | 8, 746 | 1. 1 | 1. 6 | 1, 570, 826 | 90. 1 | Street paving..... | 123, 491 | 1, 000 | . 1 | 3. 9 | 287, 050 | 99. 3 |
| Dredging, river, harbor, etc..... | 172, 437 | 954 | . 1 | . 6 | 502, 954 | 97. 6 | Sewer, gas, water, conduit..... | 542, 695 | 25, 710 | 2. 0 | 4. 7 | 1, 570, 826 | 90. 1 |
| Subcontractors..... | \$5, 803, 868 | 675, 233 | 82. 3 | 11. 0 | \$11, 194, 668 | 99. 2 | Subcontractors..... | \$5, 803, 868 | 1, 159, 614 | 90. 7 | 20. 0 | \$11, 194, 668 | 99. 2 |
| Heating and plumbing..... | \$3, 338, 070 | 5, 703 | . 7 | . 2 | \$5, 900, 714 | 99. 4 | Heating and plumbing..... | \$3, 338, 070 | 1, 107, 706 | 80. 7 | 33. 2 | \$5, 900, 714 | 99. 4 |
| Plumbing..... | 598, 679 | 5, 703 | . 7 | 1. 0 | 1, 195, 390 | 100. 0 | Heating and piping..... | 2, 438, 312 | 572, 041 | 44. 8 | 23. 5 | 4, 074, 210 | 99. 9 |
| Roofing and sheet-metal work..... | 894, 728 | 668, 600 | 81. 5 | 74. 7 | 1, 006, 632 | 100. 0 | Plumbing..... | 598, 679 | 464, 931 | 36. 4 | 77. 7 | 1, 195, 390 | 100. 0 |
| Roofing..... | 763, 095 | 606, 386 | 74. 0 | 79. 5 | 1, 362, 874 | 100. 0 | Plumbing and heating combined..... | 176, 220 | 70, 734 | 5. 5 | 40. 1 | 370, 296 | 94. 8 |
| Sheet-metal work..... | 92, 249 | 31, 714 | 3. 9 | 34. 4 | 160, 970 | 100. 0 | Roofing and sheet-metal work..... | \$894, 728 | 51, 908 | 4. 1 | 5. 8 | \$1, 006, 632 | 100. 0 |
| Roofing and sheet metal combined..... | 39, 384 | 30, 000 | 3. 7 | 76. 2 | 82, 788 | 100. 0 | Roofing..... | 763, 095 | 25, 912 | 2. 0 | 3. 4 | 1, 362, 874 | 100. 0 |
| Marble and tiling..... | 325, 255 | 910 | . 1 | . 3 | 879, 553 | 99. 8 | Sheet-metal work..... | 92, 249 | 25, 906 | 2. 0 | 28. 2 | 160, 970 | 100. 0 |
| Soundproofing..... | 14, 662 | 20 | (*) | . 1 | 25, 228 | 100. 0 | <i>Electrical appliances and supplies</i> | | | | | | |
| <i>Heating and ventilating equipment</i> ⁴ | | | | | | | All classes..... | 16, 178, 479 | 545, 855 | 100. 0 | 3. 4 | 35, 645, 465 | 87. 2 |
| All classes..... | 16, 178, 479 | 2, 245, 448 | 100. 0 | 13. 9 | 35, 645, 465 | 87. 2 | General contractors ² | \$10, 374, 611 | 170, 728 | 31. 3 | 1. 6 | \$24, 450, 797 | 83. 3 |
| General contractors ² | \$10, 374, 611 | 120, 886 | 5. 4 | 1. 2 | \$24, 450, 797 | 83. 3 | Building..... | 4, 638, 563 | 57, 710 | 10. 6 | 1. 2 | 11, 847, 756 | 77. 4 |
| Building..... | 4, 638, 563 | 110, 886 | 4. 9 | 2. 4 | 11, 847, 756 | 77. 4 | Building not specialized ³ | 4, 247, 731 | 48, 553 | 8. 9 | 1. 1 | 10, 994, 009 | 73. 3 |
| Building not specialized ³ | 4, 247, 731 | 92, 686 | 4. 1 | 2. 2 | 10, 994, 009 | 73. 3 | Commercial building only..... | 169, 573 | 5, 600 | . 6 | 2. 1 | 306, 162 | 89. 2 |
| Commercial building only..... | 169, 573 | 10, 000 | . 4 | 5. 9 | 306, 162 | 89. 2 | Residential building only..... | 221, 259 | 5, 657 | 1. 0 | 2. 6 | 547, 585 | 77. 0 |
| Residential building only..... | 221, 259 | 8, 200 | . 4 | 3. 7 | 547, 585 | 77. 0 | Bridge and culvert..... | 326, 386 | 10, 000 | 1. 9 | 3. 1 | 874, 310 | 85. 9 |
| Sewer, gas, water, conduit..... | 542, 695 | 10, 000 | . 4 | 1. 8 | 1, 570, 826 | 90. 1 | Sewer, gas, water, conduit..... | 542, 695 | 630 | . 1 | . 1 | 1, 570, 826 | 90. 1 |
| Subcontractors..... | \$5, 803, 868 | 2, 124, 562 | 94. 0 | 36. 0 | \$11, 194, 668 | 99. 2 | Central station, light and power plant..... | 392, 276 | 102, 388 | 18. 8 | 26. 1 | 613, 880 | 100. 0 |
| Heating and plumbing..... | \$3, 338, 070 | 2, 040, 984 | 90. 0 | 61. 1 | \$5, 900, 714 | 99. 4 | Subcontractors..... | \$5, 803, 868 | 375, 127 | 68. 7 | 6. 5 | \$11, 194, 668 | 99. 2 |
| Heating and piping..... | 2, 438, 312 | 1, 824, 973 | 81. 3 | 74. 8 | 4, 074, 210 | 99. 9 | Electrical..... | 385, 995 | 370, 610 | 67. 9 | 96. 0 | 743, 890 | 100. 0 |
| Plumbing..... | 598, 679 | 125, 350 | 5. 0 | 20. 9 | 1, 195, 390 | 100. 0 | Heating and plumbing..... | \$3, 338, 070 | 4, 517 | . 8 | . 1 | \$5, 900, 714 | 99. 4 |
| Plumbing and heating combined..... | 176, 220 | 90, 661 | 4. 0 | 51. 4 | 370, 296 | 94. 8 | Plumbing..... | 598, 679 | 1, 717 | . 3 | . 3 | 1, 195, 390 | 100. 0 |
| Roofing and sheet-metal work..... | 894, 728 | 83, 536 | 3. 7 | 9. 3 | 1, 006, 632 | 100. 0 | Plumbing and heating combined..... | 176, 220 | 2, 800 | . 5 | 1. 6 | 370, 296 | 94. 8 |
| Roofing..... | 763, 095 | 47, 648 | 2. 1 | 6. 2 | 1, 362, 874 | 100. 0 | | | | | | | |
| Sheet-metal work..... | 92, 249 | 31, 604 | 1. 4 | 34. 2 | 160, 970 | 100. 0 | | | | | | | |
| Roofing and sheet metal combined..... | 39, 384 | 4, 384 | . 2 | 11. 1 | 82, 788 | 100. 0 | | | | | | | |
| Soundproofing..... | 14, 662 | 42 | (*) | . 3 | 25, 228 | 100. 0 | | | | | | | |

¹ Based upon the difference between the total value of all construction work reported and the value of subcontract work let.
² Includes cost of materials reported by operative builders who did not include the designated material in their distributed lists.
³ Includes construction work reported by operative builders who did not include the designated material in their distributed lists.
⁴ Includes cost of materials reported by establishments which did not include designated material in their distributed lists.
⁵ Includes construction work reported by establishments which did not include the designated material in their distributed lists.
⁶ Less than one-tenth of 1 per cent.
⁷ Includes operative builders.

* See note * of Table 9, on p. 920.

CONSTRUCTION—NORTH CAROLINA

TABLE 11.—COST OF MATERIAL FURNISHED AND USED BY REPORTING ESTABLISHMENTS DURING 1929—Continued

| CLASSIFICATION OF ESTABLISHMENTS | Finished flooring, n. e. s. | Screens, shades, awnings, etc. | Heating and ventilating equipment | Plumbing and gas-fitting equipment | Electrical appliances and supplies | Elevators, dumb-waiters, etc. | Pipe: Drain tile, vitrified, concrete, etc. | Pipe: Cast iron, sheet and tube steel, etc. | Wire cable, guards, and fencing | Bituminous paving materials | Wood piling and timber | Ready-mixed concrete | Freight, hauling, or trucking to job | Metal products, n. e. s. | Miscellaneous |
|---------------------------------------------|-----------------------------|--------------------------------|-----------------------------------|------------------------------------|------------------------------------|-------------------------------|---------------------------------------------|---------------------------------------------|---------------------------------|-----------------------------|------------------------|----------------------|--------------------------------------|--------------------------|---------------|
| NORTH CAROLINA | \$63,551 | \$36,886 | *\$2,245,448 | \$1,278,297 | \$545,855 | \$130,461 | \$219,257 | \$141,948 | \$9,848 | \$225,133 | \$16,909 | \$4,264 | \$72,646 | \$24,662 | \$325,317 |
| Operative builders..... | 2,100 | 580 | 4,750 | 6,375 | 1,750 | | | | | | | | | | |
| General contractors..... | 50,247 | 16,173 | 116,136 | 112,308 | 168,978 | 17,890 | 215,024 | 102,837 | 6,198 | 224,883 | 16,909 | 4,264 | 72,646 | 18,615 | 323,587 |
| Building..... | 47,977 | 15,373 | 106,136 | 85,598 | 55,060 | 17,890 | 5,950 | 305 | 2,992 | 2,250 | 1,109 | 4,264 | | | 11,203 |
| Building not specialized..... | 41,967 | 10,923 | 87,636 | 70,648 | 46,803 | 17,800 | 6,700 | 305 | 2,992 | 750 | 1,100 | | | | 8,317 |
| Commercial building only..... | 1,650 | 1,000 | 10,000 | 7,000 | 3,500 | 90 | | | | 1,500 | | 4,264 | | | 1,886 |
| Residential building only..... | 4,360 | 3,450 | 8,200 | 7,950 | 5,657 | | 250 | | | | | | | | 1,000 |
| Highway..... | | | | | | | 85,997 | 33,152 | 2,000 | 201,130 | 38 | | 64,883 | 394 | 8,026 |
| Bridge and culvert..... | | | | | 10,000 | | | | | 3,000 | | | | | |
| Grading..... | | | | | | | 45,767 | 6,819 | 1,206 | | | | | | |
| Street paving..... | | | | 1,000 | | | 1,650 | | | | | | 7,763 | | |
| Sewer, gas, water, conduit..... | 2,270 | 800 | 10,000 | 25,710 | 650 | | 75,660 | 62,561 | | 12,003 | | | | 3,000 | 11,000 |
| Dredging, river, harbor, etc..... | | | | | | | | | | 6,500 | | | | 15,221 | |
| Central station, light and power plant..... | | | | | | | | | | | 15,762 | | | | 289,888 |
| Subcontractors..... | 11,204 | 20,143 | 2,124,562 | 1,159,614 | 375,127 | 112,571 | 4,233 | 39,111 | 3,650 | 250 | | | | 6,047 | 1,730 |
| Electrical..... | | | | | 370,610 | 6,000 | | 9,363 | | | | | | | |
| Elevator construction..... | | | | | | 106,571 | | | | | | | | | |
| Heating and plumbing..... | | | 2,040,984 | 1,107,706 | 4,517 | | 2,553 | 24,748 | 650 | 250 | | | | | |
| Heating and piping..... | | | 1,824,973 | 572,041 | | | 750 | 13,548 | | | | | | | |
| Pipe covering..... | | | | | | | | | | 250 | | | | | |
| Plumbing..... | | | 125,350 | 464,931 | 1,717 | | 578 | 400 | | | | | | | |
| Plumbing and heating combined..... | | | 90,661 | 70,734 | 2,800 | | 1,225 | 10,800 | | | | | | | |
| Plastering and lathing..... | | | | | | | | | | | | | | | 1,730 |
| Roofing and sheet metal work..... | | | 83,530 | 51,908 | | | | 5,000 | | | | | | | |
| Roofing..... | | | 47,648 | 25,912 | | | | 5,000 | | | | | | | |
| Sheet-metal work..... | | | 31,504 | 25,996 | | | | | | | | | | | |
| Roofing and sheet metal combined..... | | | 4,384 | | | | | | | | | | | | |
| Marble and tiling..... | 11,204 | | | | | | | | | | | | | 1,172 | |
| Excavating..... | | | | | | | 1,680 | | 3,000 | | | | | | |
| Soundproofing..... | | | 42 | | | | | | | | | | | | |
| Metal work, n. e. s..... | | 20,143 | | | | | | | | | | | | 4,875 | |

TABLE 12.—NUMBER OF AND VOLUME OF BUSINESS REPORTED BY ESTABLISHMENTS DOING A CONSTRUCTION BUSINESS OF LESS THAN \$25,000 IN 1929, PERCENTAGE OF TOTAL NUMBER OF KNOWN ESTABLISHMENTS, AND AVERAGE VOLUME PER ESTABLISHMENT

| TYPES OF WORK | KNOWN CONTRACTING ESTABLISHMENTS | | | | VOLUME OF BUSINESS REPORTED | | | |
|---------------------------------------------------|----------------------------------|------------------|----------------|----------|------------------------------------|--------------------|----------|---------------------------|
| | Total number | Inactive in 1929 | Active in 1929 | | Number of reporting establishments | Per cent of active | Amount | Average per establishment |
| | | | Number | Per cent | | | | |
| Total contractors canvassed (under \$25,000)..... | 368 | | 366 | | 73 | 10.9 | | |
| Total contractors, type of work unknown..... | 46 | | 46 | | 2 | 4.3 | \$23,600 | \$11,800 |
| Total general and subcontractors classified..... | 322 | 2 | 320 | 100.0 | 71 | 22.2 | 919,530 | 12,951 |
| Total general contractors classified..... | 171 | 2 | 169 | 52.8 | 37 | 21.9 | 559,296 | 15,116 |
| Building..... | 148 | 2 | 146 | 45.6 | 34 | 23.3 | 518,296 | 15,244 |
| Highway..... | 17 | | 17 | 5.3 | 2 | 11.8 | 25,000 | 12,500 |
| Sewer, gas, water, conduit..... | 5 | | 5 | 1.6 | 1 | 20.0 | 16,000 | 16,000 |
| Dredging..... | 1 | | 1 | .3 | | | | |
| Total subcontractors classified..... | 151 | | 151 | 47.2 | 34 | 22.5 | 360,234 | 10,595 |
| Carpentering..... | 23 | | 23 | 7.2 | 4 | 17.4 | 17,000 | 4,260 |
| Concreting..... | 3 | | 3 | .9 | | | | |
| Electrical..... | 22 | | 22 | 6.9 | 4 | 18.2 | 35,639 | 8,910 |
| Masonry..... | 5 | | 5 | 1.6 | 2 | 40.0 | 27,522 | 13,761 |
| Painting and decorating..... | 11 | | 11 | 3.4 | 4 | 36.4 | 32,308 | 8,099 |
| Glass and glazing..... | 1 | | 1 | .3 | | | | |
| Plastering..... | 1 | | 1 | .3 | | | | |
| Plumbing and heating..... | 63 | | 63 | 19.7 | 13 | 20.6 | 150,675 | 11,590 |
| Sheet metal and roofing..... | 14 | | 14 | 4.4 | 2 | 14.3 | 18,000 | 9,000 |
| Steel erection..... | 3 | | 3 | .9 | 1 | 33.3 | 20,000 | 20,000 |
| Marble and tiling..... | 2 | | 2 | .6 | 2 | 100.0 | 21,000 | 10,500 |
| Ornamental iron..... | 3 | | 3 | .9 | 2 | 66.7 | 38,000 | 19,000 |

TABLE 13.—ESTABLISHMENTS (WHOSE BUSINESS WAS LESS THAN \$25,000 IN 1929) WHICH REPORTED THEIR VOLUME OF CONSTRUCTION WORK, CLASSIFIED BY RANGE OF VOLUME OF BUSINESS

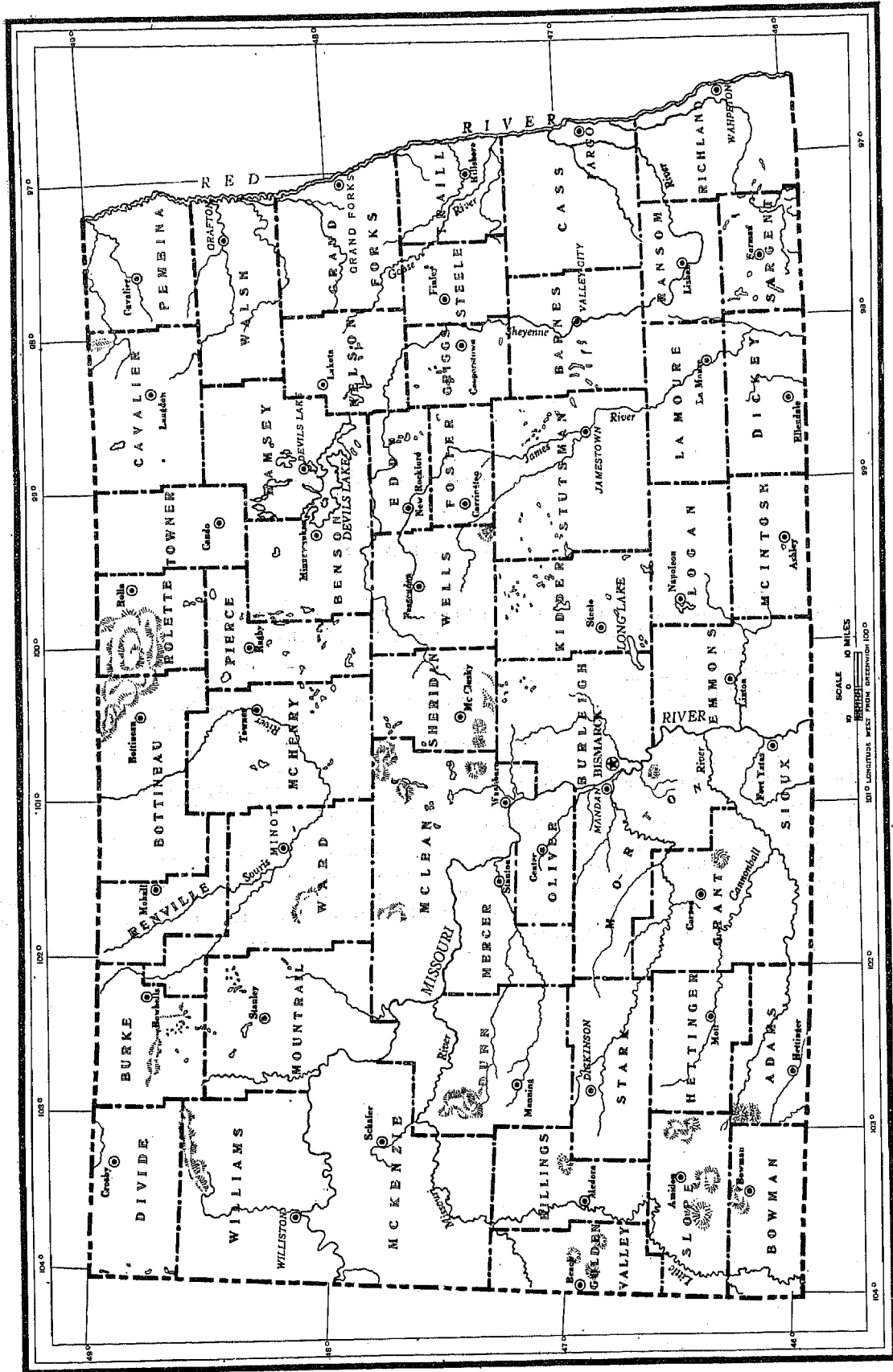
| CLASSIFICATION | Total | Under \$2,500 | \$2,500 to \$4,999 | \$5,000 to \$7,499 | \$7,500 to \$9,999 | \$10,000 to \$12,499 | \$12,500 to \$14,999 | \$15,000 to \$17,499 | \$17,500 to \$19,999 | \$20,000 to \$22,499 | \$22,500 to \$24,999 |
|---------------------------------------|-------|---------------|--------------------|--------------------|--------------------|----------------------|----------------------|----------------------|----------------------|----------------------|----------------------|
| NORTH CAROLINA | | | | | | | | | | | |
| Total general and subcontractors..... | 73 | 5 | 6 | 18 | 2 | 1 | 3 | 11 | 7 | 10 | 10 |
| General contractors..... | 37 | 1 | 2 | 5 | 2 | 1 | 1 | 8 | 4 | 6 | 7 |
| Subcontractors..... | 34 | 4 | 4 | 12 | | | 2 | 2 | 3 | 4 | 3 |
| Type of contracting unknown..... | 2 | | | 1 | | | | 1 | | | |

NORTH DAKOTA

CONTENTS

| | Page |
|-----------------------------------------------------------------------------------------------------------------------------------------------------------------------------------------------------------------------------------|------|
| MAP | 926 |
| TABLE 1.—Value of construction business during 1929, and principal items of expenditure..... | 927 |
| TABLE 2.—Construction business of reporting establishments during 1929, by class of ownership and by type of work..... | 927 |
| TABLE 3.—Construction business during 1929, by location..... | 928 |
| TABLE 4.—Construction business outside home State, by location..... | 928 |
| TABLE 5.—Number and salaries of proprietors, firm members, and salaried employees: 1929..... | 928 |
| TABLE 6.—Value of construction equipment, in comparison with construction business and wages paid during 1929..... | 929 |
| TABLE 7.—Wage earners, by months, and wages paid during 1929..... | 929 |
| TABLE 8.—Expenditures of reporting establishments: 1929..... | 930 |
| TABLE 9.—Cost of materials furnished and used by reporting establishments during 1929, by kind..... | 930 |
| TABLE 10.—Comparison of cost of designated materials furnished and used by reporting establishments during 1929, with cost of materials and value of construction business..... | 931 |
| TABLE 11.—Cost of materials furnished and used by reporting establishments during 1929..... | 932 |
| TABLE 12.—Number of, and volume of business reported by establishments doing a construction business of less than \$25,000 in 1929, percentage of total number of known establishments, and average volume per establishment..... | 933 |
| TABLE 13.—Establishments (whose business was less than \$25,000 in 1929) which reported their volume of construction work, classified by range of volume of business | 933 |

NORTH DAKOTA



CONSTRUCTION—NORTH DAKOTA

927

TABLE 1.—VALUE OF CONSTRUCTION BUSINESS DURING 1929 AND PRINCIPAL ITEMS OF EXPENDITURE

[Values expressed in thousands]

Main data table for Table 1, split into two columns. Left column: NORTH DAKOTA, Counties, Classification of establishments. Right column: Classification of establishments—Continued, Subcontractors—Continued, Size of business groups, Building contractors, Subcontractors.

1 Includes Adams, Barnes, Burke, Griggs, Kiddor, La Moure, Mountrail, Nelson, Rolette, Sheridan, Traill, and Wells, for which data can not be shown without revealing individual operations. From areas other than those listed no reports were received from establishments which handled as much as \$25,000 business during 1929.

TABLE 2.—CONSTRUCTION BUSINESS OF REPORTING ESTABLISHMENTS DURING 1929, BY CLASS OF OWNERSHIP AND BY TYPE OF WORK

Main data table for Table 2, split into two columns. Left column: NORTH DAKOTA, All construction business, Distributed by class of ownership, All business under general contract or directly for owners. Right column: NORTH DAKOTA—Continued, All business under general contract or directly for owners—Con., Buildings—Continued, Distributed by class of buildings—Continued, All business under subcontract.

1 Value omitted in order to avoid disclosing individual operations. The amounts omitted are, however, included in the respective totals. 2 Includes establishments reporting the following types of work: General contractors—Highway 1; Subcontractors—carpentering and wood flooring, 2 steel erection, bridge and culvert, and street paving, 1; metal work, n. e. s. 1; flooring, n. e. s., 1.

CONSTRUCTION—NORTH DAKOTA

TABLE 3.—CONSTRUCTION BUSINESS DURING 1929, BY LOCATION

| CLASSIFICATION OF ESTABLISHMENTS | Es-tab-lish-ments reporting | Total | In home city | In home State | Outside home State | CLASSIFICATION OF ESTABLISHMENTS | Es-tab-lish-ments reporting | Total | In home city | In home State | Outside home State |
|------------------------------------|-----------------------------|-------------|--------------|---------------|--------------------|--------------------------------------------|-----------------------------|-----------|--------------|---------------|--------------------|
| | | | | | | | | | | | |
| NORTH DAKOTA | 79 | \$6,189,642 | \$5,357,566 | \$8,060,389 | \$129,253 | NORTH DAKOTA—Contd. | | | | | |
| General contractors..... | 48 | 6,436,971 | 3,882,833 | 6,366,065 | 70,906 | Subcontractors—Continued. | | | | | |
| Building..... | 27 | 4,220,718 | 3,303,238 | 4,212,876 | 7,842 | Masonry and concreting..... | 3 | \$203,548 | \$107,612 | \$154,137 | \$49,411 |
| Highway and street paving..... | 8 | 851,720 | 353,682 | 851,720 | — | Painting and decorating ² | 4 | 141,723 | 125,923 | 141,373 | 350 |
| Bridge and culvert..... | 5 | 623,728 | 6,000 | 590,864 | 32,864 | Roofing and sheet-metal work..... | 4 | 173,252 | 145,252 | 172,252 | 1,000 |
| Grading..... | 5 | 341,648 | 94,553 | 341,648 | — | Other classes ³ | 3 | 123,059 | 57,604 | 123,059 | — |
| Other classes ¹ | 3 | 390,157 | 125,360 | 368,957 | 30,200 | | | | | | |
| Subcontractors..... | 31 | 1,752,671 | 1,474,733 | 1,694,324 | 58,347 | | | | | | |
| Electrical..... | 3 | 120,840 | 120,840 | 120,840 | — | | | | | | |
| Heating and plumbing..... | 14 | 990,249 | 917,502 | 982,663 | 7,586 | | | | | | |
| Heating and piping..... | 5 | 417,271 | 379,317 | 412,785 | 4,486 | | | | | | |
| Plumbing..... | 6 | 330,106 | 327,006 | 327,006 | 3,100 | | | | | | |
| Plumbing and heating combined..... | 3 | 242,872 | 211,179 | 242,872 | — | | | | | | |

¹ Includes sewer, gas, water, conduit; and waterworks. ² Includes flooring, n. e. s. ³ Includes carpentering and wood flooring; excavating; and metal work, n. e. s.

TABLE 4.—CONSTRUCTION BUSINESS OUTSIDE HOME STATE, BY LOCATION

| STATE | LOCATION REPORTED BY— | | | STATE | LOCATION REPORTED BY— | | |
|-----------------------------------------------|-------------------------------|---------------------|----------------|-----------------------------------------------------|-------------------------------|---------------------|----------------|
| | All classes of establishments | General contractors | Subcontractors | | All classes of establishments | General contractors | Subcontractors |
| NORTH DAKOTA | | | | NORTH DAKOTA—Continued | | | |
| Total distributed by State ¹ | \$129,253 | \$70,906 | \$58,347 | Total distributed by State ¹ —Continued. | | | |
| Minnesota..... | 42,628 | 34,042 | 8,586 | Wyoming..... | \$25,732 | — | \$25,732 |
| Montana..... | 23,670 | — | 23,670 | Other States, n. s..... | 4,350 | \$4,000 | 350 |
| South Dakota..... | 32,864 | 32,864 | — | | | | |

¹ Number of establishments reporting: All classes, 10; general contractors, 5; subcontractors, 5.

TABLE 5.—NUMBER AND SALARIES OF PROPRIETORS, FIRM MEMBERS, AND SALARIED EMPLOYEES: 1929

| CLASSIFICATION OF ESTABLISHMENTS | Estab-lish-ments reporting | PROPRIETORS AND FIRM MEMBERS | | | | SALARIED EMPLOYEES | | | | | | | | | |
|--------------------------------------------|----------------------------|------------------------------|--------------------|-----------------------|------------------------|-----------------------|-----------------------------|-----------------------|--------------------------------|-----------------------|-------------------------|------|--------|-------------------|--|
| | | Receiv-ing no salary | Receiving salaries | | All salaried employees | | Officers and clerical staff | | Superintendents, foremen, etc. | | Number reported, by sex | | | Sex not re-ported | |
| | | | Number | Total annual salaries | Total number | Total annual salaries | Number | Total annual salaries | Number | Total annual salaries | Total | Male | Female | | |
| NORTH DAKOTA | 77 | 64 | 18 | \$58,214 | 152 | \$296,772 | 77 | \$145,799 | 75 | \$150,973 | 131 | 117 | 14 | 21 | |
| General contractors..... | 48 | 46 | 8 | 25,080 | 92 | 200,212 | 29 | 67,816 | 63 | 132,396 | 77 | 72 | 5 | 15 | |
| Building..... | 26 | 26 | 5 | 13,080 | 40 | 100,769 | 14 | 35,841 | 28 | 64,928 | 35 | 33 | 2 | 5 | |
| Highway and street paving..... | 8 | 7 | 1 | 2,400 | 14 | 25,675 | 6 | 8,725 | 8 | 16,950 | 14 | 12 | 2 | — | |
| Bridge and culvert..... | 5 | 3 | 2 | 9,600 | 24 | 34,543 | 5 | 6,760 | 19 | 27,783 | 15 | 14 | 1 | 9 | |
| Grading..... | 6 | 8 | — | — | 7 | 10,300 | 1 | 100 | 6 | 10,200 | 6 | 6 | — | 1 | |
| Other classes ¹ | 3 | 2 | — | — | 7 | 28,925 | 3 | 16,400 | 4 | 12,525 | 7 | 7 | — | — | |
| Subcontractors..... | 29 | 18 | 8 | 33,134 | 60 | 96,560 | 48 | 77,983 | 12 | 18,577 | 54 | 45 | 9 | 6 | |
| Electrical..... | 3 | 2 | — | — | 10 | 12,440 | 5 | 6,800 | 5 | 5,640 | 10 | 8 | 2 | — | |
| Heating and plumbing..... | 13 | 6 | 7 | 30,734 | 19 | 43,890 | 17 | 40,290 | 2 | 3,600 | 15 | 12 | 3 | 4 | |
| Heating and piping..... | 5 | 3 | 2 | 4,800 | 9 | 19,500 | 7 | 15,900 | 2 | 3,600 | 9 | 7 | 2 | — | |
| Plumbing..... | 5 | 2 | 4 | 21,007 | 7 | 13,990 | 7 | 13,990 | — | — | 6 | 5 | 1 | 1 | |
| Plumbing and heating combined..... | 3 | 1 | 1 | 4,927 | 3 | 10,400 | 3 | 10,400 | — | — | — | — | — | 3 | |
| Masonry and concreting..... | 3 | 3 | — | — | 6 | 11,300 | 3 | 5,300 | 3 | 6,000 | 6 | 6 | — | — | |
| Painting and decorating ² | 3 | 3 | — | — | 3 | 4,062 | 3 | 4,062 | — | — | 3 | 2 | 1 | — | |
| Roofing and sheet-metal work..... | 4 | 3 | 1 | 2,400 | 5 | 11,297 | 4 | 9,060 | 1 | 2,237 | 5 | 5 | — | — | |
| Other classes ³ | 3 | 1 | — | — | 17 | 13,571 | 16 | 12,471 | 1 | 1,100 | 15 | 12 | 3 | 2 | |

¹ Includes sewer, gas, water, conduit; and waterworks. ² Includes flooring, n. e. s. ³ Includes carpentering; excavating; and metal work, n. e. s.

CONSTRUCTION—NORTH DAKOTA

929

TABLE 6.—VALUE OF CONSTRUCTION EQUIPMENT, IN COMPARISON WITH CONSTRUCTION BUSINESS AND WAGES PAID DURING 1929

| CLASSIFICATION OF ESTABLISHMENTS AND PERCENTAGE OF EQUIPMENT OWNED | Es-tab-lish-ments re- port- ing | EQUIPMENT | | Value of construction business reported | Wages paid | CLASSIFICATION OF ESTABLISHMENTS AND PERCENTAGE OF EQUIPMENT OWNED | Es-tab-lish-ments re- port- ing | EQUIPMENT | | Value of construction business reported | Wages paid |
|--------------------------------------------------------------------|---------------------------------|-----------------------------|----------------------------------|-----------------------------------------|---------------|--------------------------------------------------------------------|---------------------------------|-----------------------------|----------------------------------|-----------------------------------------|---------------|
| | | Pur- chased during the year | Inven- tory value at end of year | | | | | Pur- chased during the year | Inven- tory value at end of year | | |
| NORTH DAKOTA | 67 | \$165, 632 | \$748, 101 | \$7, 098, 698 | \$1, 533, 051 | <i>Percentage of equipment owned</i> | | | | | |
| <i>Classification of establishments</i> | | | | | | General contractors | 42 | \$142, 044 | \$657, 070 | \$5, 591, 388 | \$1, 184, 101 |
| General contractors..... | 42 | 142, 944 | 657, 070 | 5, 501, 388 | 1, 184, 101 | None..... | 1 | 100 | 2, 870 | 78, 206 | 17, 000 |
| Building..... | 24 | 31, 377 | 109, 253 | 3, 519, 694 | 754, 589 | 1% to 25%..... | | | | | |
| Highway and street paving..... | 7 | 52, 079 | 235, 850 | 755, 952 | 160, 145 | 26% to 50%..... | | | | | |
| Bridge and culvert..... | 4 | 9, 942 | 61, 583 | 579, 223 | 113, 004 | 51% to 75%..... | | | | | |
| Grading..... | 4 | 27, 094 | 160, 384 | 337, 462 | 80, 666 | 76% to 99%..... | 2 | 7, 742 | 34, 455 | 486, 882 | 91, 372 |
| Other classes ¹ | 3 | 22, 452 | 90, 000 | 399, 157 | 69, 697 | 100%..... | 39 | 135, 102 | 619, 736 | 5, 026, 210 | 1, 075, 729 |
| Subcontractors..... | 25 | 22, 688 | 91, 031 | 1, 507, 310 | 348, 950 | Not reported..... | | | | | |
| Heating and plumbing..... | 12 | 6, 812 | 25, 599 | 921, 249 | 178, 352 | Subcontractors | 25 | 22, 688 | 91, 031 | 1, 507, 310 | 348, 950 |
| Heating and piping ² | 7 | 5, 194 | 14, 446 | 618, 143 | 120, 679 | None..... | | | | | |
| Plumbing..... | 5 | 1, 618 | 11, 153 | 303, 106 | 57, 673 | 1% to 25%..... | | | | | |
| Painting and decorating ³ | 3 | 2, 250 | 8, 021 | 102, 923 | 36, 453 | 26% to 50%..... | | | | | |
| Roofing and sheet-metal work..... | 4 | 982 | 18, 873 | 173, 252 | 54, 299 | 51% to 75%..... | | | | | |
| Other classes ⁴ | 6 | 12, 644 | 38, 538 | 309, 886 | 70, 846 | 76% to 99%..... | 2 | 7, 150 | 22, 600 | 90, 421 | 19, 269 |
| | | | | | | 100%..... | 23 | 15, 538 | 68, 431 | 1, 407, 859 | 329, 681 |
| | | | | | | Not reported..... | | | | | |

¹ Includes sewer, gas, water, conduit; and waterworks.
² Includes plumbing and heating combined.
³ Includes flooring, n. e. s.
⁴ Includes carpentering and wood flooring; concreting; electrical; masonry; and metal work, n. e. s.

TABLE 7.—WAGE EARNERS BY MONTHS, AND WAGES PAID DURING 1929

| CLASSIFICATION OF ESTABLISHMENTS AND LENGTH OF WORKING WEEK | Estab-lish-ments re- port- ing | NUMBER EMPLOYED ON 15TH DAY OF THE MONTH OR NEAREST REPRESENTATIVE DAY | | | | | | | | | | | | Wages paid during year |
|-------------------------------------------------------------|--------------------------------|------------------------------------------------------------------------|----------|-------|-------|--------|--------|--------|--------|-----------|---------|----------|----------|------------------------|
| | | January | February | March | April | May | June | July | August | September | October | November | December | |
| NORTH DAKOTA | 69 | 311 | 294 | 408 | 869 | 1, 253 | 1, 422 | 1, 565 | 1, 606 | 1, 492 | 1, 347 | 764 | 502 | \$1, 437, 727 |
| <i>Classification of establishments</i> | | | | | | | | | | | | | | |
| General contractors..... | 42 | 168 | 140 | 258 | 672 | 1, 017 | 1, 148 | 1, 270 | 1, 288 | 1, 151 | 1, 006 | 463 | 253 | 1, 056, 336 |
| Building..... | 23 | 135 | 128 | 196 | 387 | 606 | 630 | 733 | 691 | 593 | 533 | 363 | 210 | 652, 951 |
| Highway and street paving..... | 7 | 23 | 2 | 9 | 79 | 122 | 174 | 165 | 214 | 212 | 148 | 32 | 6 | 146, 502 |
| Bridge and culvert..... | 5 | 5 | 5 | 30 | 107 | 128 | 156 | 161 | 149 | 128 | 103 | 41 | 31 | 120, 880 |
| Grading..... | 4 | 5 | 5 | 23 | 85 | 116 | 127 | 143 | 129 | 117 | 81 | 17 | 6 | 66, 246 |
| Other classes ¹ | 3 | | | 14 | 45 | 52 | 68 | 88 | 105 | 101 | 141 | 10 | | 69, 697 |
| Subcontractors..... | 27 | 143 | 154 | 150 | 107 | 236 | 274 | 295 | 318 | 331 | 341 | 301 | 240 | 381, 391 |
| Heating and plumbing..... | 14 | 82 | 78 | 70 | 85 | 98 | 123 | 138 | 139 | 148 | 168 | 141 | 117 | 192, 704 |
| Heating and piping..... | 5 | 22 | 20 | 25 | 35 | 39 | 48 | 53 | 60 | 64 | 81 | 54 | 49 | 68, 693 |
| Plumbing..... | 6 | 32 | 24 | 25 | 25 | 31 | 41 | 41 | 40 | 45 | 50 | 50 | 42 | 63, 628 |
| Plumbing and heating combined..... | 3 | 28 | 28 | 20 | 25 | 28 | 34 | 44 | 39 | 39 | 37 | 37 | 26 | 60, 383 |
| Painting and decorating ² | 4 | 20 | 28 | 25 | 31 | 36 | 40 | 41 | 30 | 43 | 30 | 28 | 22 | 56, 431 |
| Roofing and sheet-metal work..... | 3 | 19 | 21 | 22 | 25 | 26 | 32 | 34 | 33 | 34 | 43 | 39 | 27 | 47, 209 |
| Other classes ³ | 6 | 22 | 27 | 33 | 56 | 76 | 70 | 82 | 107 | 106 | 100 | 93 | 83 | 84, 957 |
| <i>Length of working week</i> | | | | | | | | | | | | | | |
| General contractors..... | 42 | 168 | 140 | 258 | 672 | 1, 017 | 1, 148 | 1, 270 | 1, 288 | 1, 151 | 1, 006 | 463 | 253 | 1, 056, 336 |
| 40-hour, 5-day week..... | | | | | | | | | | | | | | |
| 45-hour, 5-day week..... | | | | | | | | | | | | | | |
| 50-hour, 5-day week..... | | | | | | | | | | | | | | |
| All other 5-day week..... | | | | | | | | | | | | | | |
| 44-hour, 5½-day week..... | | | | | | | | | | | | | | |
| 49½-hour, 5½-day week..... | | | | | | | | | | | | | | |
| 55-hour, 5½-day week..... | | | | | | | | | | | | | | |
| All other 5½-day week..... | | | | | | | | | | | | | | |
| 48-hour, 6-day week..... | 1 | 3 | 3 | 6 | 15 | 15 | 20 | 20 | 30 | 30 | 30 | 15 | 3 | 35, 000 |
| 54-hour, 6-day week..... | 8 | 47 | 45 | 50 | 86 | 111 | 158 | 190 | 186 | 140 | 106 | 66 | 51 | 160, 331 |
| 60-hour, 6-day week..... | 30 | 116 | 90 | 200 | 541 | 859 | 935 | 1, 018 | 1, 035 | 941 | 846 | 374 | 191 | 836, 377 |
| All other 6-day week..... | 1 | 2 | 2 | 2 | 6 | 6 | 6 | 15 | 15 | 15 | 5 | 2 | 2 | 6, 335 |
| All other not designated..... | | | | | | | | | | | | | | |
| Not reported..... | 2 | | | | 24 | 26 | 29 | 27 | 22 | 25 | 10 | 6 | 6 | 18, 293 |
| Subcontractors..... | 27 | 143 | 154 | 150 | 107 | 236 | 274 | 295 | 318 | 331 | 341 | 301 | 240 | 381, 391 |
| 40-hour, 5-day week..... | | | | | | | | | | | | | | |
| 45-hour, 5-day week..... | | | | | | | | | | | | | | |
| 50-hour, 5-day week..... | | | | | | | | | | | | | | |
| All other 5-day week..... | | | | | | | | | | | | | | |
| 44-hour, 5½-day week..... | | | | | | | | | | | | | | |
| 49½-hour, 5½-day week..... | | | | | | | | | | | | | | |
| 55-hour, 5½-day week..... | | | | | | | | | | | | | | |
| All other 5½-day week..... | | | | | | | | | | | | | | |
| 48-hour, 6-day week..... | 16 | 93 | 98 | 93 | 109 | 123 | 152 | 161 | 165 | 178 | 185 | 154 | 129 | 221, 815 |
| 54-hour, 6-day week..... | 5 | 24 | 30 | 21 | 44 | 47 | 48 | 54 | 50 | 47 | 39 | 37 | 25 | 61, 574 |
| 60-hour, 6-day week..... | 4 | 12 | 12 | 22 | 27 | 40 | 48 | 50 | 75 | 78 | 89 | 82 | 67 | 67, 044 |
| All other 6-day week..... | 1 | 6 | 6 | 6 | 8 | 16 | 16 | 20 | 20 | 20 | 22 | 22 | 22 | 16, 701 |
| All other not designated..... | | | | | | | | | | | | | | |
| Not reported..... | 1 | 8 | 8 | 8 | 9 | 10 | 10 | 10 | 8 | 8 | 6 | 6 | 6 | 14, 257 |

¹ Includes sewer, gas, water, conduit; and waterworks.
² Includes flooring, n. e. s.
³ Includes carpentering and wood flooring; concreting; electrical; masonry; and metal work, n. e. s.

CONSTRUCTION—NORTH DAKOTA

TABLE 8.—EXPENDITURES OF REPORTING ESTABLISHMENTS: 1929

| CLASSIFICATION OF ESTABLISHMENTS | Es-tab-lish-ments re- port- ing | Value of con- struction busi- ness re- port- ed | PRINCIPAL ITEMS OF EXPEN- DI- TURE | | | OTHER ITEMS OF EXPENDITURE | | | | | | | |
|--------------------------------------------|---------------------------------|-------------------------------------------------|------------------------------------|---------------|-------------------|----------------------------------|-------------|-------------|---------------|-----------|----------------------------|-----------------------------------------------------|---------------------------------|
| | | | Subcon- tract work let | Wages paid | Cost of materials | Salaries | | Rent for | | Interest | Con- tract bond pre- miums | Com- pensation and liability in- surance pre- miums | All other over- head ex- penses |
| | | | | | | Propri- etors and firm mem- bers | Em- ployees | Equip- ment | Offices, etc. | | | | |
| NORTH DAKOTA | 87 | \$7, 439, 209 | \$908, 000 | \$1, 616, 235 | \$3, 302, 811 | \$50, 109 | \$270, 452 | \$3, 837 | \$26, 173 | \$30, 739 | \$42, 042 | \$48, 483 | \$584, 153 |
| General contractors..... | 41 | 5, 903, 807 | 879, 000 | 1, 237, 604 | 2, 502, 821 | 25, 080 | 139, 412 | 3, 837 | 9, 507 | 24, 370 | 37, 083 | 36, 841 | 484, 262 |
| Building..... | 25 | 4, 145, 402 | 833, 000 | 877, 848 | 1, 831, 522 | 13, 080 | 100, 769 | 542 | 5, 588 | 10, 036 | 21, 248 | 23, 010 | 140, 792 |
| Highway..... | 5 | 361, 682 | 15, 000 | 78, 768 | 89, 400 | 2, 400 | 10, 875 | 1, 417 | 100 | 5, 366 | 3, 786 | 1, 599 | 113, 559 |
| Bridge and culvert..... | 5 | 623, 728 | 120, 880 | 120, 880 | 317, 918 | 9, 600 | 34, 543 | 969 | 1, 494 | 4, 745 | 4, 755 | 67, 249 | 67, 249 |
| Grading..... | 3 | 197, 462 | 6, 000 | 57, 569 | ----- | ----- | 5, 400 | 1, 003 | 50 | 4, 921 | 1, 841 | 1, 913 | 80, 510 |
| Other classes ¹ | 3 | 575, 593 | 25, 000 | 102, 549 | 203, 981 | ----- | 37, 825 | 875 | 2, 800 | ----- | 5, 403 | 5, 555 | 76, 152 |
| Subcontractors..... | 26 | 1, 535, 342 | 29, 000 | 378, 631 | 799, 990 | 25, 029 | 81, 040 | ----- | 16, 666 | 6, 369 | 4, 959 | 11, 642 | 99, 891 |
| Heating and plumbing..... | 12 | 893, 920 | 9, 000 | 171, 709 | 556, 772 | 22, 629 | 43, 110 | ----- | 11, 686 | 4, 302 | 4, 584 | 3, 766 | 39, 107 |
| Heating and piping..... | 5 | 417, 271 | 9, 000 | 98, 693 | 288, 861 | 4, 800 | 19, 500 | ----- | 4, 646 | 1, 138 | 3, 560 | 1, 049 | 19, 199 |
| Plumbing..... | 4 | 233, 777 | ----- | 42, 633 | 133, 227 | 12, 902 | 13, 210 | ----- | 3, 638 | 1, 814 | 765 | 836 | 10, 640 |
| Plumbing and heating combined..... | 3 | 242, 872 | ----- | 90, 333 | 134, 684 | 4, 927 | 10, 400 | ----- | 3, 402 | 1, 350 | 359 | 1, 281 | 9, 268 |
| Masonry and concreting..... | 3 | 203, 548 | 20, 000 | 63, 433 | 54, 350 | ----- | 11, 300 | ----- | 720 | 322 | 228 | 4, 999 | 18, 456 |
| Painting and decorating ² | 4 | 141, 723 | ----- | 56, 431 | 48, 281 | ----- | 4, 062 | ----- | 1, 240 | 463 | ----- | 916 | 9, 153 |
| Roofing and sheet-metal work..... | 4 | 173, 252 | ----- | 54, 299 | 34, 001 | 2, 400 | 11, 297 | ----- | 1, 210 | 870 | 10 | 1, 316 | 24, 410 |
| Other classes ³ | 3 | 122, 899 | ----- | 32, 759 | 56, 586 | ----- | 11, 271 | ----- | 1, 810 | 403 | 137 | 645 | 8, 765 |

¹ Includes sewer, gas, water, conduit; waterworks; and street paving.
² Includes flooring, n. a. s.
³ Includes carpentering and wood flooring; electrical; and metal work, n. e. s.

TABLE 9.—COST OF MATERIALS FURNISHED AND USED BY REPORTING ESTABLISHMENTS DURING 1929, BY KIND

| KIND OF MATERIAL | COST OF MATERIALS REPORTED BY— | | | | | KIND OF MATERIAL | COST OF MATERIALS REPORTED BY— | | | | |
|------------------------------------------------------|---------------------------------|-------------------------|---------------------------------------------------|---------------------|------------------|------------------------------------------------------------------------|---------------------------------|-------------------------|---------------------------------------------------|---------------------|------------------|
| | All classes of establish- ments | | | General contractors | Subcon- tractors | | All classes of establish- ments | | | General contractors | Subcon- tractors |
| | Amount | Per cent distri- bution | Per \$1,000 con- struction work done ¹ | | | | Amount | Per cent distri- bution | Per \$1,000 con- struction work done ¹ | | |
| NORTH DAKOTA | | | | | | NORTH DAKOTA—Continued | | | | | |
| All kinds of material..... | \$3, 557, 359 | ----- | \$478. 01 | \$2, 676, 637 | \$850, 722 | Distributed by kind—Continued. | | | | | |
| Distribution not reported..... | 785, 260 | 22. 1 | ----- | 520, 775 | 264, 475 | Composition board..... | \$44, 552 | 1. 6 | \$7. 70 | \$41, 374 | \$3, 178 |
| Distributed by kind..... | 2, 772, 109 | 100. 0 | ----- | 2, 155, 862 | 616, 247 | Waterproofing materials..... | 3, 256 | . 1 | . 56 | 3, 256 | ----- |
| Sand, gravel, crushed stone, slag, cinders, etc..... | 208, 113 | 7. 5 | 40. 32 | 268, 013 | 100 | Hardware, rough and finished..... | 61, 461 | 2. 2 | 10. 62 | 61, 461 | ----- |
| Brick (face, common, fire, paving, etc.)..... | 147, 084 | 5. 3 | 25. 41 | 115, 979 | 31, 105 | Paints, varnishes, and glass..... | 40, 119 | 1. 4 | 6. 93 | 11, 026 | 28, 493 |
| Tile, (fireproofing)..... | 36, 871 | 1. 3 | 6. 37 | 31, 911 | 4, 900 | Roofing and sheet metal..... | 85, 410 | 3. 1 | 14. 76 | 16, 552 | 68, 858 |
| Tile, facing, terra cotta, floor, and wall..... | 9, 626 | . 3 | 1. 66 | 9, 626 | ----- | Finished flooring (other than cement, wood, or tile)..... | 4, 225 | . 2 | . 73 | 4, 225 | ----- |
| Concrete and cinder block..... | 13, 943 | . 5 | 2. 41 | 13, 943 | ----- | Screens, shades, awnings, etc..... | 829 | (3) | . 14 | 829 | ----- |
| Cut stone, granite and marble..... | 97, 832 | 3. 5 | 16. 00 | 97, 832 | ----- | Heating and ventilating equip- ment..... | 272, 265 | 9. 8 | 47. 04 | 3, 833 | 268, 432 |
| Riprap, rubble, etc..... | 4, 531 | . 2 | . 78 | 4, 531 | ----- | Plumbing and gas-fitting equip- ment..... | 163, 613 | 5. 9 | 28. 27 | 3, 025 | 160, 588 |
| Cement..... | 255, 701 | 9. 2 | 44. 17 | 255, 701 | ----- | Electrical appliances and supplies..... | 14, 546 | . 5 | 2. 51 | 1, 361 | 13, 185 |
| Lime..... | 11, 437 | . 4 | 1. 08 | 10, 370 | 1, 061 | Elevators, dumb-waiters, and equipment..... | 8, 246 | . 3 | 1. 42 | 8, 246 | ----- |
| Plaster, etc..... | 7, 303 | . 3 | 1. 26 | 7, 303 | ----- | Pipe: Drain tile, vitrified, con- crete, segment-tile, corrugated..... | 30, 445 | 1. 1 | 5. 26 | 29, 104 | 1, 341 |
| Structural steel..... | 223, 850 | 8. 1 | 38. 67 | 223, 850 | ----- | Pipe: Cast iron, sheet and tube steel, etc..... | 79, 900 | 2. 9 | 13. 80 | 71, 504 | 8, 396 |
| Reinforcing steel..... | 132, 997 | 4. 8 | 22. 08 | 132, 997 | ----- | Bituminous paving materials, tar, asphalt, and oil..... | 11, 900 | . 4 | 2. 05 | 11, 900 | ----- |
| Cast iron, miscellaneous, excluding pipe..... | 5, 528 | . 2 | . 05 | 5, 528 | ----- | Wood piling and timber..... | 25, 385 | . 9 | 4. 39 | 25, 385 | ----- |
| Metal doors, windows, and trim..... | 58, 304 | 2. 1 | 10. 07 | 58, 304 | 35 | Metal products, n. e. s. (including metal furniture)..... | 25, 705 | . 9 | 4. 44 | ----- | 25, 705 |
| Metal and wire lath and furring..... | 15, 125 | . 5 | 2. 61 | 15, 090 | ----- | Miscellaneous..... | 61, 530 | 2. 2 | 10. 63 | 60, 720 | 810 |
| Ornamental metal work..... | 16, 535 | . 6 | 2. 85 | 16, 535 | ----- | | | | | | |
| Lumber, rough and finished..... | 327, 703 | 11. 8 | 56. 02 | 327, 703 | ----- | | | | | | |
| Laths, shingles, and shakes..... | 8, 940 | . 3 | 1. 54 | 8, 940 | ----- | | | | | | |
| Millwork..... | 197, 294 | 7. 1 | 34. 08 | 197, 294 | ----- | | | | | | |

¹ The value of construction work done is obtained from figures presented in Table 1, by subtracting the value of subcontract work let from the total value of construction business.
² The percentage of total cost shown for this item is high because establishments located within this area reported that the large part of their construction work (on which this material was used) was done on contracts outside this area.
³ Less than one-tenth of 1 per cent.
⁴ The high percentage of total cost shown for this item is due to the fact that business of establishments reporting this material constituted a large part of the total business reported for this area.

CONSTRUCTION—NORTH DAKOTA

TABLE 10.—COMPARISON OF COST OF DESIGNATED MATERIALS FURNISHED AND USED BY REPORTING ESTABLISHMENTS DURING 1929, WITH COST OF MATERIALS AND VALUE OF CONSTRUCTION BUSINESS

[Based exclusively upon reports of establishments which gave the distributed cost of materials]

| KIND OF MATERIAL AND CLASSIFICATION OF ESTABLISHMENTS | Cost of all materials distributed by kind | COST OF DESIGNATED MATERIAL | | | Value of construction business | Indicated per cent of all business done by own force ¹ | KIND OF MATERIAL AND CLASSIFICATION OF ESTABLISHMENTS | Cost of all materials distributed by kind | COST OF DESIGNATED MATERIAL | | | Value of construction business | Indicated per cent of all business done by own force ¹ |
|----------------------------------------------------------|-------------------------------------------|-----------------------------|------------------|-----------------------------------|--------------------------------|-------------------------------------------------------------------|-------------------------------------------------------|-------------------------------------------|-----------------------------|--------------|-----------------------------------|--------------------------------|-------------------------------------------------------------------|
| | | Amount | Per cent of— | | | | | | Amount | Per cent of— | | | |
| | | | Total cost | Cost of all distributed materials | | | | | | Total cost | Cost of all distributed materials | | |
| NORTH DAKOTA | | | | | | NORTH DAKOTA—Contd. | | | | | | | |
| <i>Sand, gravel, crushed stone, slag, cinders, etc.*</i> | | | | | | <i>Reinforcing steel</i> | | | | | | | |
| All classes..... | \$2,772,100 | \$268,113 | 100.0 | 9.7 | \$6,194,279 | 88.6 | All classes..... | \$2,772,100 | \$132,997 | 100.0 | 4.8 | \$6,194,279 | 88.6 |
| General contractors..... | 2,155,862 | 268,013 | 100.0 | 12.4 | 5,057,010 | 86.0 | General contractors..... | 2,155,862 | 132,997 | 100.0 | 6.2 | 5,057,010 | 86.0 |
| Building..... | 1,454,875 | 109,078 | 40.7 | 7.5 | 3,385,691 | 80.1 | Building..... | 1,454,875 | 84,714 | 63.7 | 5.8 | 3,385,691 | 80.1 |
| Building, not specialized.. | 1,403,849 | 107,878 | 40.2 | 7.7 | 3,249,951 | 80.1 | Building, not specialized.. | 1,403,849 | 83,274 | 62.6 | 5.9 | 3,249,951 | 80.1 |
| Commercial building only.. | 27,950 | 700 | 3 | 2.5 | 60,000 | 86.7 | Commercial building only.. | 27,950 | 1,400 | 1.1 | 5.0 | 60,000 | 86.7 |
| Residential building only.. | 28,076 | 700 | 3 | 3.0 | 75,740 | 72.4 | Residential building only.. | 27,950 | 23,076 | 82.9 | 2 | 75,740 | 72.4 |
| Bridge and culvert..... | 79,400 | 74,400 | 27.7 | 93.7 | 400,657 | 93.7 | Bridge and culvert..... | 311,463 | 30,151 | 22.7 | 9.7 | 596,534 | 100.0 |
| Street paving..... | 311,463 | 9,813 | 3.7 | 3.2 | 596,534 | 100.0 | Street paving..... | 153,256 | 15,102 | 11.4 | 9.9 | 326,682 | 92.4 |
| Sewer, gas, water, conduit.. | 153,256 | 56,222 | 21.0 | 36.7 | 326,682 | 92.4 | Waterworks..... | 123,500 | 3,000 | 2.3 | 2.4 | 272,000 | 100.0 |
| Waterworks..... | 33,368 | 3,500 | 1.3 | 10.5 | 75,446 | 100.0 | | | | | | | |
| Waterworks..... | 123,500 | 15,000 | 5.6 | 12.1 | 272,000 | 100.0 | | | | | | | |
| Subcontractors..... | 2,616,247 | 100 | (¹) | (¹) | 1,137,269 | 98.3 | All classes..... | 2,772,100 | 58,304 | 100.0 | 2.1 | 6,194,279 | 88.6 |
| Roofing and sheet-metal work..... | 84,001 | 100 | (¹) | .1 | 173,252 | 100.0 | General contractors..... | 2,155,862 | 58,304 | 100.0 | 2.7 | 5,057,010 | 86.0 |
| Roofing and sheet metal combined..... | 68,312 | 100 | (¹) | .1 | 133,909 | 100.0 | Building..... | 1,454,875 | 58,304 | 100.0 | 4.0 | 3,385,691 | 80.1 |
| | | | | | | | Building, not specialized.. | 1,403,849 | 58,304 | 100.0 | 4.2 | 3,249,951 | 80.1 |
| <i>Brick (face, common, fire, paving, etc.)</i> | | | | | | <i>Lumber, rough and finished</i> | | | | | | | |
| All classes..... | 2,772,100 | 147,084 | 100.0 | 5.3 | 6,194,279 | 88.6 | All classes..... | 2,772,100 | 327,708 | 100.0 | 11.8 | 6,194,279 | 88.6 |
| General contractors..... | 2,155,862 | 115,070 | 78.9 | 5.4 | 5,057,010 | 86.0 | General contractors..... | 2,155,862 | 327,708 | 100.0 | 15.2 | 5,057,010 | 86.0 |
| Building..... | 1,454,875 | 108,479 | 73.8 | 7.5 | 3,385,691 | 80.1 | Building..... | 1,454,875 | 270,361 | 85.2 | 19.2 | 3,385,691 | 80.1 |
| Building, not specialized.. | 1,403,849 | 96,263 | 65.4 | 6.9 | 3,249,951 | 80.1 | Building, not specialized.. | 1,403,849 | 266,161 | 81.2 | 19.0 | 3,249,951 | 80.1 |
| Commercial building only.. | 27,950 | 10,800 | 7.3 | 38.6 | 60,000 | 86.7 | Residential building only.. | 23,076 | 13,200 | 4.0 | 57.2 | 75,740 | 72.4 |
| Residential building only.. | 28,076 | 1,416 | 1.0 | 6.1 | 75,740 | 72.4 | Bridge and culvert..... | 311,463 | 41,614 | 12.7 | 13.4 | 596,534 | 100.0 |
| Bridge and culvert..... | 311,463 | 400 | .3 | .1 | 596,534 | 100.0 | Street paving..... | 153,256 | 6,733 | 2.1 | 4.4 | 326,682 | 92.4 |
| Street paving..... | 153,256 | 600 | .4 | .4 | 326,682 | 92.4 | | | | | | | |
| Sewer, gas, water, conduit.. | 33,368 | 3,500 | 2.4 | 10.5 | 75,446 | 100.0 | | | | | | | |
| Waterworks..... | 123,500 | 3,000 | 2.0 | 2.4 | 272,000 | 100.0 | | | | | | | |
| Subcontractors..... | 2,616,247 | 31,105 | 21.1 | 5.0 | 1,137,269 | 98.3 | | | | | | | |
| Masonry..... | 37,126 | 31,105 | 21.1 | 83.8 | 113,740 | 83.3 | | | | | | | |
| <i>Tile (fireproofing)</i> | | | | | | <i>Millwork</i> | | | | | | | |
| All classes..... | 2,772,100 | 36,871 | 100.0 | 1.3 | 6,194,279 | 88.6 | All classes..... | 2,772,100 | 197,294 | 100.0 | 7.1 | 6,194,279 | 88.6 |
| General contractors..... | 2,155,862 | 31,911 | 86.5 | 1.5 | 5,057,010 | 86.0 | General contractors..... | 2,155,862 | 197,294 | 100.0 | 9.2 | 5,057,010 | 86.0 |
| Building..... | 1,454,875 | 30,914 | 83.8 | 2.1 | 3,385,691 | 80.1 | Building..... | 1,454,875 | 190,619 | 96.6 | 13.1 | 3,385,691 | 80.1 |
| Building, not specialized.. | 1,403,849 | 29,814 | 80.9 | 2.1 | 3,249,951 | 80.1 | Building, not specialized.. | 1,403,849 | 186,619 | 94.5 | 13.3 | 3,249,951 | 80.1 |
| Commercial building only.. | 27,950 | 800 | 2.2 | 2.9 | 60,000 | 86.7 | Commercial building only.. | 27,950 | 2,800 | 1.4 | 10.0 | 60,000 | 86.7 |
| Residential building only.. | 28,076 | 300 | .8 | 1.3 | 75,740 | 72.4 | Residential building only.. | 23,076 | 1,300 | .7 | 5.6 | 75,740 | 72.4 |
| Street paving..... | 153,256 | 997 | 2.7 | .7 | 326,682 | 92.4 | Street paving..... | 153,256 | 6,675 | 3.4 | 4.4 | 326,682 | 92.4 |
| Subcontractors..... | 2,616,247 | 4,960 | 13.5 | 8 | 1,137,269 | 98.3 | | | | | | | |
| Masonry..... | 37,126 | 4,960 | 13.5 | 13.4 | 113,740 | 83.3 | | | | | | | |
| <i>Cut stone, granite and marble</i> | | | | | | <i>Composition board</i> | | | | | | | |
| All classes..... | 2,772,100 | 97,832 | 100.0 | 3.5 | 6,194,279 | 88.6 | All classes..... | 2,772,100 | 44,552 | 100.0 | 1.6 | 6,194,279 | 88.6 |
| General contractors..... | 2,155,862 | 97,832 | 100.0 | 4.5 | 5,057,010 | 86.0 | General contractors..... | 2,155,862 | 41,374 | 92.9 | 1.9 | 5,057,010 | 86.0 |
| Building..... | 1,454,875 | 97,832 | 100.0 | 6.7 | 3,385,691 | 80.1 | Building..... | 1,454,875 | 41,374 | 92.9 | 2.8 | 3,385,691 | 80.1 |
| Building, not specialized.. | 1,403,849 | 97,032 | 99.2 | 6.9 | 3,249,951 | 80.1 | Building, not specialized.. | 1,403,849 | 40,274 | 90.4 | 2.9 | 3,249,951 | 80.1 |
| Commercial building only.. | 27,950 | 800 | .8 | 2.9 | 60,000 | 86.7 | Residential building only.. | 23,076 | 1,100 | 2.5 | 4.8 | 75,740 | 72.4 |
| Street paving..... | 153,256 | 997 | 2.7 | .7 | 326,682 | 92.4 | | | | | | | |
| Subcontractors..... | 2,616,247 | 4,960 | 13.5 | 8 | 1,137,269 | 98.3 | Subcontractors..... | 2,616,247 | 3,178 | 7.1 | .5 | 1,137,269 | 98.3 |
| Masonry..... | 37,126 | 4,960 | 13.5 | 13.4 | 113,740 | 83.3 | Heating and plumbing..... | 441,134 | 1,378 | 3.1 | .3 | 692,048 | 99.1 |
| | | | | | | | Heating and piping..... | 288,861 | 1,378 | 3.1 | .5 | 417,271 | 97.8 |
| | | | | | | | Roofing and sheet-metal work..... | 84,001 | 1,800 | 4.0 | 2.1 | 173,252 | 100.0 |
| | | | | | | | Roofing and sheet metal combined..... | 68,312 | 1,800 | 4.0 | 2.6 | 133,909 | 100.0 |
| <i>Cement *</i> | | | | | | <i>Hardware, rough and finished</i> | | | | | | | |
| All classes..... | 2,772,100 | 255,701 | 100.0 | 9.2 | 6,194,279 | 88.6 | All classes..... | 2,772,100 | 61,461 | 100.0 | 2.2 | 6,194,279 | 88.6 |
| General contractors..... | 2,155,862 | 255,701 | 100.0 | 11.9 | 5,057,010 | 86.0 | General contractors..... | 2,155,862 | 61,461 | 100.0 | 2.9 | 5,057,010 | 86.0 |
| Building..... | 1,454,875 | 121,794 | 47.6 | 8.4 | 3,385,691 | 80.1 | Building..... | 1,454,875 | 57,512 | 93.6 | 4.0 | 3,385,691 | 80.1 |
| Building, not specialized.. | 1,403,849 | 117,369 | 45.0 | 8.4 | 3,249,951 | 80.1 | Building, not specialized.. | 1,403,849 | 55,612 | 90.3 | 4.0 | 3,249,951 | 80.1 |
| Commercial building only.. | 27,950 | 3,260 | 1.3 | 11.6 | 60,000 | 86.7 | Commercial building only.. | 27,950 | 900 | 1.5 | 3.2 | 60,000 | 86.7 |
| Residential building only.. | 28,076 | 1,145 | .4 | 5.0 | 75,740 | 72.4 | Residential building only.. | 23,076 | 1,100 | 1.8 | 4.8 | 75,740 | 72.4 |
| Bridge and culvert..... | 311,463 | 58,631 | 22.9 | 18.8 | 596,534 | 100.0 | Bridge and culvert..... | 311,463 | 2,843 | 4.6 | .9 | 596,534 | 100.0 |
| Street paving..... | 153,256 | 68,346 | 23.6 | 39.4 | 326,682 | 92.4 | Street paving..... | 153,256 | 1,106 | 1.8 | .7 | 326,682 | 92.4 |
| Sewer, gas, water, conduit.. | 33,368 | 3,980 | 1.5 | 11.9 | 75,446 | 100.0 | | | | | | | |
| Waterworks..... | 123,500 | 11,000 | 4.3 | 8.9 | 272,000 | 100.0 | | | | | | | |
| Subcontractors..... | 2,616,247 | 223,850 | 100.0 | 8.1 | 6,194,279 | 88.6 | | | | | | | |
| Heating and plumbing..... | 441,134 | 177 | .4 | (¹) | 692,048 | 99.1 | | | | | | | |
| Heating and piping..... | 288,861 | 177 | .4 | .1 | 417,271 | 97.8 | | | | | | | |
| Painting and decorating..... | 28,281 | 28,281 | 70.5 | 100.0 | 107,091 | 100.0 | | | | | | | |
| Roofing and sheet-metal work..... | 84,001 | 35 | .1 | (¹) | 173,252 | 100.0 | | | | | | | |
| Roofing and sheet metal combined..... | 68,312 | 35 | .1 | .1 | 133,909 | 100.0 | | | | | | | |
| <i>Structural steel *</i> | | | | | | <i>Paints, varnishes, and glass</i> | | | | | | | |
| All classes..... | 2,772,100 | 223,850 | 100.0 | 8.1 | 6,194,279 | 88.6 | All classes..... | 2,772,100 | 40,119 | 100.0 | 1.4 | 6,194,279 | 88.6 |
| General contractors..... | 2,155,862 | 223,850 | 100.0 | 10.4 | 5,057,010 | 86.0 | General contractors..... | 2,155,862 | 11,626 | 29.0 | .5 | 5,057,010 | 86.0 |
| Building..... | 1,454,875 | 133,241 | 59.5 | 9.2 | 3,385,691 | 80.1 | Building..... | 1,454,875 | 10,540 | 26.3 | .7 | 3,385,691 | 80.1 |
| Building, not specialized.. | 1,403,849 | 129,991 | 58.1 | 9.3 | 3,249,951 | 80.1 | Building, not specialized.. | 1,403,849 | 10,440 | 26.0 | .7 | 3,249,951 | 80.1 |
| Commercial building only.. | 27,950 | 3,260 | 1.5 | 11.6 | 60,000 | 86.7 | Residential building only.. | 23,076 | 100 | .2 | .4 | 75,740 | 72.4 |
| Residential building only.. | 28,076 | 1,145 | .4 | 5.0 | 75,740 | 72.4 | Bridge and culvert..... | 311,463 | 1,088 | 2.7 | .3 | 596,534 | 100.0 |
| Bridge and culvert..... | 311,463 | 58,631 | 22.9 | 18.8 | 596,534 | 100.0 | | | | | | | |
| Street paving..... | 153,256 | 68,346 | 23.6 | 39.4 | 326,682 | 92.4 | | | | | | | |
| Sewer, gas, water, conduit.. | 33,368 | 3,980 | 1.5 | 11.9 | 75,446 | 100.0 | | | | | | | |
| Waterworks..... | 123,500 | 11,000 | 4.3 | 8.9 | 272,000 | 100.0 | | | | | | | |

See footnotes at end of table.

CONSTRUCTION—NORTH DAKOTA

TABLE 10.—COMPARISON OF COST OF DESIGNATED MATERIALS FURNISHED AND USED BY REPORTING ESTABLISHMENTS DURING 1929, WITH COST OF MATERIALS AND VALUE OF CONSTRUCTION BUSINESS—Continued

| KIND OF MATERIAL AND CLASSIFICATION OF ESTABLISHMENTS | Cost of all materials distributed by kind | COST OF DESIGNATED MATERIAL | | | Value of construction business | Indicated per cent of all business done by own force ¹ | KIND OF MATERIAL AND CLASSIFICATION OF ESTABLISHMENTS | Cost of all materials distributed by kind | COST OF DESIGNATED MATERIAL | | | Value of construction business | Indicated per cent of all business done by own force ¹ |
|-------------------------------------------------------|-------------------------------------------|-----------------------------|--------------|-----------------------------------|--------------------------------|-------------------------------------------------------------------|-------------------------------------------------------|-------------------------------------------|-----------------------------|--------------|-----------------------------------|--------------------------------|-------------------------------------------------------------------|
| | | Amount | Per cent of— | | | | | | Amount | Per cent of— | | | |
| | | | Total cost | Cost of all distributed materials | | | | | | Total cost | Cost of all distributed materials | | |
| NORTH DAKOTA—Contd. | | | | | | NORTH DAKOTA—Contd. | | | | | | | |
| <i>Roofing and sheet metal</i> | | | | | | <i>Plumbing and gas-fitting equipment</i> | | | | | | | |
| All classes..... | \$2,772,109 | \$85,410 | 100.0 | 3.1 | \$6,194,279 | 88.6 | All classes..... | \$2,772,109 | \$163,613 | 100.0 | 5.9 | \$6,194,279 | 88.6 |
| General contractors..... | 2,155,862 | 16,552 | 19.4 | .8 | 5,057,010 | 86.0 | General contractors..... | 2,155,862 | 3,025 | 1.8 | .1 | 5,057,010 | 86.0 |
| Building..... | 1,454,875 | 16,552 | 19.4 | 1.1 | 3,385,091 | 80.1 | Building..... | 1,454,875 | 3,025 | 1.8 | .2 | 3,385,091 | 80.1 |
| Building, not specialized..... | 1,403,849 | 16,552 | 19.4 | 1.2 | 3,249,951 | 80.1 | Building, not specialized..... | 1,403,849 | 3,025 | 1.8 | .2 | 3,249,951 | 80.1 |
| Subcontractors..... | 616,247 | 68,858 | 80.6 | 11.2 | 1,137,269 | 98.3 | Subcontractors..... | 616,247 | 160,588 | 98.2 | 26.1 | 1,137,269 | 98.3 |
| Heating and plumbing..... | 441,134 | 637 | .7 | .1 | 692,048 | 99.1 | Heating and plumbing..... | 441,134 | 160,588 | 98.2 | 36.4 | 692,048 | 99.1 |
| Heating and piping..... | 288,861 | 637 | .7 | .2 | 417,271 | 97.8 | Heating and piping..... | 288,861 | 78,654 | 48.1 | 27.2 | 417,271 | 97.8 |
| Roofing and sheet-metal work..... | 84,001 | 68,221 | 79.9 | 81.2 | 173,252 | 100.0 | Plumbing..... | 133,532 | 74,724 | 45.7 | 56.0 | 232,777 | 100.0 |
| Sheet-metal work..... | 15,689 | 13,689 | 16.0 | 87.3 | 39,343 | 100.0 | Plumbing and heating combined..... | 18,741 | 7,210 | 4.4 | 38.5 | 42,000 | 100.0 |
| Roofing and sheet metal combined..... | 68,312 | 64,532 | 63.8 | 79.8 | 133,909 | 100.0 | <i>Pipe: Cast iron, sheet and tube steel, etc.</i> | | | | | | |
| <i>Heating and ventilating equipment¹</i> | | | | | | <i>Pipe: Cast iron, sheet and tube steel, etc.</i> | | | | | | | |
| All classes..... | 2,772,109 | 272,265 | 100.0 | 9.8 | 6,194,279 | 88.6 | All classes..... | 2,772,109 | 79,900 | 100.0 | 2.9 | 6,194,279 | 88.6 |
| General contractors..... | 2,155,862 | 3,833 | 1.4 | .2 | 5,057,010 | 86.0 | General contractors..... | 2,155,862 | 71,504 | 89.5 | 3.3 | 5,057,010 | 86.0 |
| Building..... | 1,454,875 | 3,833 | 1.4 | .3 | 3,385,091 | 80.1 | Bridge and culvert..... | 311,463 | 1,500 | 1.9 | .5 | 506,534 | 100.0 |
| Building, not specialized..... | 1,403,849 | 3,833 | 1.4 | .3 | 3,249,951 | 80.1 | Sewer, gas, water, conduit..... | 33,368 | 15,004 | 18.8 | 45.0 | 75,446 | 100.0 |
| Subcontractors..... | 616,247 | 268,432 | 98.6 | 43.0 | 1,137,269 | 98.3 | Waterworks..... | 123,500 | 55,000 | 68.8 | 44.5 | 272,000 | 100.0 |
| Heating and plumbing..... | 441,134 | 255,432 | 93.8 | 57.9 | 692,048 | 99.1 | Subcontractors..... | 616,247 | 8,366 | 10.5 | 1.4 | 1,137,269 | 98.3 |
| Heating and piping..... | 288,861 | 189,593 | 69.0 | 65.0 | 417,271 | 97.8 | Heating and plumbing..... | 441,134 | 8,366 | 10.5 | 1.9 | 692,048 | 99.1 |
| Plumbing..... | 133,532 | 58,808 | 21.6 | 44.0 | 232,777 | 100.0 | Heating and piping..... | 288,861 | 4,396 | 5.5 | 1.5 | 417,271 | 97.8 |
| Plumbing and heating combined..... | 18,741 | 7,031 | 2.6 | 37.5 | 42,000 | 100.0 | Plumbing and heating combined..... | 18,741 | 4,000 | 5.0 | 21.3 | 42,000 | 100.0 |
| Roofing and sheet-metal work..... | 84,001 | 13,000 | 4.8 | 15.5 | 173,252 | 100.0 | | | | | | | |
| Sheet-metal work..... | 15,689 | 2,000 | .7 | 12.7 | 39,343 | 100.0 | | | | | | | |
| Roofing and sheet metal combined..... | 68,312 | 11,000 | 4.0 | 16.1 | 133,909 | 100.0 | | | | | | | |

* See footnote 2, Table 9, on p. 930.
¹ Based upon the difference between the total value of all construction business reported and the value of subcontract work let.
² Includes cost of materials reported by establishments which did not include designated material in their distributed lists.
³ Includes construction work reported by establishments which did not include the designated material in their distributed lists.
⁴ Less than one-tenth of 1 per cent.
⁵ Includes cost of materials reported by subcontracting establishments which did not include the designated material in their distributed lists.
⁶ Includes construction work reported by subcontracting establishments which did not include the designated material in their distributed lists.
⁷ See footnote 4, Table 9, on p. 930.

TABLE 11.—COST OF MATERIAL FURNISHED AND USED BY REPORTING ESTABLISHMENTS DURING 1929

| CLASSIFICATION OF ESTABLISHMENTS | Total cost of all materials ¹ | COST OF ALL MATERIALS DISTRIBUTED BY KIND | | Sand, gravel, crushed stone, slag, cinders, etc. | Brick (face, common, fire, paving, etc.) | Tile (fireproofing) | Tile, facing, terra cotta, floor, and wall | Concrete and cinder block | Cut stone, granite and marble | Cement | Lime |
|---------------------------------------|------------------------------------------|-------------------------------------------|-------------------|--------------------------------------------------|------------------------------------------|-----------------------|--------------------------------------------|-----------------------------|-------------------------------|-------------------|------------------------------|
| | | Amount | Percent of total | | | | | | | | |
| NORTH DAKOTA..... | \$3,557,359 | \$2,772,109 | 77.9 | \$268,113 | \$147,084 | \$56,871 | \$9,626 | \$13,943 | \$97,832 | \$255,701 | \$11,437 |
| General contractors..... | 2,676,637 | 2,155,862 | 80.5 | 268,013 | 115,979 | 31,911 | 9,626 | 13,943 | 97,832 | 255,701 | 10,376 |
| Building..... | 1,809,105 | 1,454,875 | 77.8 | 109,078 | 108,479 | 30,914 | 9,626 | 13,000 | 97,832 | 121,784 | 10,376 |
| Building, not specialized..... | 1,818,169 | 1,403,849 | 77.2 | 107,678 | 95,263 | 29,814 | 9,626 | 13,000 | 97,832 | 117,369 | 7,036 |
| Commercial building only..... | 27,950 | 27,950 | 100.0 | 700 | 10,800 | 800 | | | 800 | 3,250 | 3,250 |
| Residential building only..... | 23,076 | 23,076 | 100.0 | 700 | 1,416 | 300 | | | | 1,145 | 90 |
| Highway..... | 154,400 | 70,400 | 51.4 | 74,400 | | | | | | | |
| Bridge and culvert..... | 317,918 | 311,463 | 98.0 | 9,813 | 400 | | | | | 58,631 | |
| Street paving..... | 153,256 | 153,256 | 100.0 | 56,222 | 600 | 997 | | 943 | | 60,346 | |
| Sewer, gas, water, conduit..... | 53,368 | 33,368 | 57.2 | 3,500 | 3,500 | | | | | 3,600 | |
| Waterworks..... | 123,500 | 123,500 | 100.0 | 15,000 | 3,000 | | | | | 11,000 | |
| Subcontractors..... | 880,722 | 616,247 | 70.0 | 100 | 31,105 | 4,960 | | | | | 1,061 |
| Heating and plumbing..... | 608,672 | 441,134 | 72.5 | | | | | | | | |
| Heating and piping..... | 288,861 | 288,861 | 100.0 | | | | | | | | |
| Plumbing..... | 185,127 | 133,532 | 72.1 | | | | | | | | |
| Plumbing and heating combined..... | 134,684 | 18,741 | 13.9 | | | | | | | | |
| Masonry..... | 37,126 | 37,126 | 100.0 | | 31,105 | 4,960 | | | | | 1,061 |
| Painting and decorating..... | 28,281 | 28,281 | 100.0 | | | | | | | | |
| Roofing and sheet-metal work..... | 84,001 | 84,001 | 100.0 | | | | | | | | |
| Sheet-metal work..... | 15,689 | 15,689 | 100.0 | | | | | | | | |
| Roofing and sheet metal combined..... | 68,312 | 68,312 | 100.0 | | | | | | | | |
| Metal work, n. e. s..... | 25,705 | 25,705 | 100.0 | | | | | | | | |
| CLASSIFICATION OF ESTABLISHMENTS | Plaster, etc. | Structural steel | Reinforcing steel | Metal doors, windows, and trim | Metal and wire lath and furring | Ornamental metal work | Lumber, rough and finished | Laths, shingles, and shakes | Millwork | Composition board | Hardware, rough and finished |
| NORTH DAKOTA..... | \$7,303 | \$223,850 | \$132,997 | \$63,304 | \$15,125 | \$16,535 | \$327,708 | \$8,940 | \$197,294 | \$44,552 | \$61,461 |
| General contractors..... | 7,303 | 223,850 | 132,997 | 58,304 | 15,090 | 16,535 | 327,708 | 8,940 | 197,294 | 41,374 | 61,461 |
| Building..... | 7,303 | 133,241 | 84,714 | 58,304 | 15,090 | 16,240 | 279,361 | 8,940 | 100,619 | 41,374 | 87,512 |
| Building, not specialized..... | 6,768 | 129,991 | 83,274 | 58,304 | 14,890 | 15,755 | 206,161 | 8,440 | 186,519 | 40,274 | 55,512 |
| Commercial building only..... | | 3,250 | 1,400 | | | | | | 2,800 | | 900 |
| Residential building only..... | 540 | | 40 | | 200 | 485 | 13,200 | 500 | 1,300 | 1,100 | 1,100 |
| Bridge and culvert..... | | 88,605 | 30,181 | | | | 41,614 | | | | 2,843 |
| Street paving..... | | 2,064 | 15,102 | | | 295 | 6,733 | | 6,675 | | 1,106 |
| Waterworks..... | | | 3,000 | | | | | | | | |
| Subcontractors..... | | | | | | 35 | | | | 3,178 | |
| Heating and plumbing..... | | | | | | | | | | 1,378 | |
| Heating and piping..... | | | | | | | | | | 1,378 | |
| Roofing and sheet-metal work..... | | | | | | 35 | | | | 1,800 | |
| Roofing and sheet metal combined..... | | | | | | 35 | | | | 1,800 | |

See footnotes at end of table.

TABLE 11.—COST OF MATERIAL FURNISHED AND USED BY REPORTING ESTABLISHMENTS DURING 1929—Continued

| CLASSIFICATION OF ESTABLISHMENTS | Paints, varnishes, and glass | Roofing and sheet metal | Heating and ventilating equipment | Plumbing and gas-fitting equipment | Electrical appliances and supplies | Elevators, dumb-waiters, etc. | Pipe: Drain tile, vitrified, concrete, etc. | Pipe: Cast iron, sheet and tube steel, etc. | Bituminous paving materials | Wood piling and timber | Metal products, n. e. s. | Miscellaneous ¹ |
|---------------------------------------|------------------------------|-------------------------|-----------------------------------|------------------------------------|------------------------------------|-------------------------------|---------------------------------------------|---------------------------------------------|-----------------------------|------------------------|--------------------------|----------------------------|
| NORTH DAKOTA | \$40, 119 | \$85, 410 | \$272, 265 | \$163, 613 | \$14, 546 | \$8, 246 | \$30, 445 | \$79, 900 | \$11, 900 | \$25, 385 | \$25, 705 | \$79, 899 |
| General contractors..... | 11, 626 | 16, 552 | 3, 833 | 3, 025 | 1, 861 | 8, 246 | 29, 104 | 71, 504 | 11, 900 | 25, 385 | | 79, 089 |
| Building..... | 10, 540 | 16, 552 | 3, 833 | 3, 025 | 1, 861 | 8, 246 | | | | | | 17, 551 |
| Building, not specialized..... | 10, 440 | 16, 552 | 3, 833 | 3, 025 | 1, 861 | 8, 246 | | | | | | 16, 691 |
| Residential building only..... | 100 | | | | | | | | | | | 860 |
| Highway..... | | | | | | | 5, 000 | | | | | |
| Bridge and culvert..... | 1, 080 | | | | | | | 1, 500 | | 25, 385 | | 51, 405 |
| Street paving..... | | | | | | | 200 | | 900 | | | 1, 133 |
| Sewer, gas, water, conduit..... | | | | | | | 5, 604 | 15, 004 | | | | 1, 500 |
| Waterworks..... | | | | | | | 18, 000 | 55, 000 | 11, 000 | | | 7, 500 |
| Subcontractors..... | 28, 493 | 68, 858 | 268, 432 | 160, 588 | 13, 185 | | 1, 341 | 8, 396 | | | 25, 705 | 810 |
| Heating and plumbing..... | 177 | 637 | 255, 432 | 160, 588 | 13, 185 | | 1, 341 | 8, 396 | | | | |
| Heating and piping..... | 177 | 637 | 180, 593 | 78, 654 | 13, 185 | | 841 | 4, 396 | | | | |
| Plumbing..... | | | 58, 808 | 74, 724 | | | | | | | | |
| Plumbing and heating combined..... | | | 7, 031 | 7, 210 | | | 500 | 4, 000 | | | | |
| Painting and decorating..... | 28, 281 | | | | | | | | | | | |
| Roofing and sheet-metal work..... | 35 | 68, 221 | 13, 000 | | | | | | | | | 810 |
| Sheet-metal work..... | | 13, 689 | 2, 000 | | | | | | | | | |
| Roofing and sheet metal combined..... | 35 | 54, 532 | 11, 000 | | | | | | | | | 810 |
| Metal work, n. e. s..... | | | | | | | | | | | 25, 705 | |

¹ Certain establishments did not give a distribution of the cost of their materials by separate items. The total cost of materials reported by such establishments is, however, included in totals in this column which carry a footnote to that effect.
² See footnote 2, Table 9, on p. 930.
³ Carpentering and wood flooring, \$12,881; concreting, \$17,224; electrical, \$46,832; flooring, n. e. s., \$20,000.
⁴ See footnote 4, Table 9, on p. 930.
⁵ Includes the reported cost of riprap, rubble, etc.; cast iron, miscellaneous, excluding pipe; waterproofing materials; finished flooring, n. e. s.; screens, shades, awnings, etc.; and miscellaneous, n. e. s. For total cost of these items see Table 9.

TABLE 12.—NUMBER OF, AND VOLUME OF BUSINESS REPORTED BY, ESTABLISHMENTS DOING A CONSTRUCTION BUSINESS OF LESS THAN \$25,000 IN 1929, PERCENTAGE OF TOTAL NUMBER OF KNOWN ESTABLISHMENTS, AND AVERAGE VOLUME PER ESTABLISHMENT

| TYPES OF WORK | NORTH DAKOTA 1930 population, 680,845 | | | | | | | |
|--------------------------------------------------------------|------------------------------------------|------------------|----------------|----------|------------------------------------|--------------------|----------|---------------------------|
| | Known contracting establishments | | | | Volume of business reported | | | |
| | Total number | Inactive in 1929 | Active in 1929 | | Number of reporting establishments | Per cent of active | Amount | Average per establishment |
| | | | Number | Per cent | | | | |
| Total establishments canvassed (under \$25,000)..... | 413 | 14 | 300 | | | | | |
| Total establishments, type of work unknown..... | 9 | 1 | 8 | | | | | |
| Total general contractors and subcontractors classified..... | 404 | 13 | 391 | 100.0 | 3 | \$24, 617 | \$8, 206 | |
| Total general contractors classified..... | 214 | 7 | 207 | 52.9 | 78 | 37.7 | 844, 099 | 10, 822 |
| Building..... | 195 | 7 | 188 | 48.1 | 66 | 35.1 | 675, 458 | 10, 234 |
| Highway..... | 14 | | 14 | 3.6 | 9 | 64.3 | 134, 937 | 14, 993 |
| Bridge and culvert..... | 3 | | 3 | .8 | 2 | 66.7 | 20, 570 | 10, 285 |
| Sewer, gas, water, conduit..... | 2 | | 2 | .5 | 1 | 50.0 | 13, 134 | 13, 134 |
| Total subcontractors classified..... | 190 | 6 | 184 | 47.1 | 67 | 36.4 | 514, 747 | 7, 683 |
| Carpentering..... | 33 | 3 | 30 | 7.7 | 14 | 46.7 | 83, 825 | 5, 987 |
| Concreting..... | 19 | 1 | 18 | 4.6 | 5 | 27.8 | 47, 914 | 9, 583 |
| Electrical..... | 29 | | 29 | 7.4 | 8 | 27.6 | 61, 910 | 7, 739 |
| Elevator..... | 1 | | 1 | .3 | 1 | 100.0 | 2, 000 | 2, 000 |
| Masonry..... | 6 | | 6 | 1.5 | 4 | 66.7 | 20, 943 | 5, 236 |
| Painting and decorating..... | 30 | | 30 | 7.7 | 13 | 43.3 | 106, 364 | 8, 162 |
| Glass and glazing..... | 5 | | 5 | 1.3 | | | | |
| Plastering..... | 10 | | 10 | 2.6 | 3 | 30.0 | 23, 000 | 7, 667 |
| Plumbing and heating..... | 44 | 2 | 42 | 10.7 | 15 | 35.7 | 139, 468 | 9, 298 |
| Sheet metal and roofing..... | 4 | | 4 | 1.0 | 2 | 50.0 | 16, 325 | 8, 163 |
| Stonework..... | 1 | | 1 | .3 | | | | |
| Marble and tiling..... | 2 | | 2 | .5 | 1 | 50.0 | 12, 000 | 12, 000 |
| Wrecking..... | 1 | | 1 | .3 | | | | |
| Excavating..... | 4 | | 4 | 1.0 | 1 | 25.0 | 1, 000 | 1, 000 |
| Ornamental iron..... | 1 | | 1 | .3 | | | | |

TABLE 13.—ESTABLISHMENTS (WHOSE BUSINESS WAS LESS THAN \$25,000 IN 1929) WHICH REPORTED THEIR VOLUME OF CONSTRUCTION WORK, CLASSIFIED BY RANGE OF VOLUME OF BUSINESS

| CLASSIFICATION | Total | Less than \$2,500 | \$2,500 to \$4,999 | \$5,000 to \$7,499 | \$7,500 to \$9,999 | \$10,000 to \$12,499 | \$12,500 to \$14,999 | \$15,000 to \$17,499 | \$17,500 to \$19,999 | \$20,000 to \$22,499 | \$22,500 to \$24,999 |
|---------------------------------------------------|-------|-------------------|--------------------|--------------------|--------------------|----------------------|----------------------|----------------------|----------------------|----------------------|----------------------|
| NORTH DAKOTA | | | | | | | | | | | |
| Total general contractors and subcontractors..... | 148 | 24 | 24 | 17 | 21 | 20 | 8 | 11 | 13 | 5 | 5 |
| General contractors..... | 78 | 6 | 13 | 9 | 12 | 10 | 4 | 8 | 7 | 4 | 5 |
| Subcontractors..... | 67 | 17 | 10 | 8 | 9 | 10 | 4 | 3 | 5 | 1 | |
| Type of contracting unknown..... | 3 | 1 | 1 | | | | | | 1 | | |

OHIO

CONTENTS

| | Page |
|----------------------------------------------------------------------------------------------------------------------------------------------------------------------------------------------------------------------------------|------|
| MAP | 936 |
| TABLE 1.—Value of construction business during 1929, and principal items of expenditure..... | 937 |
| TABLE 2.—Construction business of reporting establishments during 1929, by class of ownership and by type of work..... | 941 |
| TABLE 3.—Construction business during 1929, by location..... | 946 |
| TABLE 4.—Construction business outside home State, by location..... | 948 |
| TABLE 5.—Number and salaries of proprietors, firm members, and salaried employees: 1929..... | 949 |
| TABLE 6.—Value of construction equipment, in comparison with construction business and wages paid during 1929..... | 953 |
| TABLE 7.—Wage earners, by months, and wages paid during 1929..... | 956 |
| TABLE 8.—Expenditures of reporting establishments: 1929..... | 962 |
| TABLE 9.—Cost of materials furnished and used by reporting establishments during 1929, by kind..... | 966 |
| TABLE 10.—Comparison of cost of designated materials furnished and used by reporting establishments during 1929, with cost of materials and value of construction business..... | 969 |
| TABLE 11.—Cost of material furnished and used by reporting establishments during 1929..... | 987 |
| TABLE 12.—Number of and volume of business reported by establishments doing a construction business of less than \$25,000 in 1929, percentage of total number of known establishments, and average volume per establishment..... | 997 |
| TABLE 13.—Establishments (whose business was less than \$25,000 in 1929) which reported their volume of construction work, classified by range of volume of business..... | 998 |

OHIO



TABLE 1.—VALUE OF CONSTRUCTION BUSINESS DURING 1929, AND PRINCIPAL ITEMS OF EXPENDITURE—Continued

Main data table with columns for Area, Classification of Establishments, Size of Business Groups, Value of Construction Business, and Principal Expenditures. Includes sections for AKRON, CANTON, and CINCINNATI.

Includes operative builders. Includes highway; street paving, and air transport work. Includes miscellaneous metal work, steel erection, and masonry. Includes street paving and air transport work. Includes masonry; plastering and lathing; marble and tiling; and flooring, n. e. Includes bridge and culvert; waterworks; and railroad work. Includes pipe covering; and automatic temperature control. Includes ornamental iron work. Includes glass and glazing; and soundproofing.

TABLE 1.—VALUE OF CONSTRUCTION BUSINESS DURING 1929, AND PRINCIPAL ITEMS OF EXPENDITURE—Continued

| AREA, CLASSIFICATION OF ESTABLISHMENTS, AND SIZE OF BUSINESS GROUPS | Number of establishments | VALUE OF CONSTRUCTION BUSINESS | | | | | PRINCIPAL EXPENDITURES | | | AREA, CLASSIFICATION OF ESTABLISHMENTS, AND SIZE OF BUSINESS GROUPS | Number of establishments | VALUE OF CONSTRUCTION BUSINESS | | | | | PRINCIPAL EXPENDITURES | | |
|---------------------------------------------------------------------|--------------------------|--------------------------------|----------------------------------------------|--------------------|-----------------------|------------|---------------------------------------------------|------------------------------------------------------|----------------------------------------------|---------------------------------------------------------------------|--------------------------|--------------------------------|-----------------------|------------|-------------------|----------------------|------------------------|--|--|
| | | Total | Under general contract or directly for owner | Under sub-contract | Sub-contract work lot | Wages paid | Cost of materials | Total | Under general contract or directly for owner | | | Under sub-contract | Sub-contract work lot | Wages paid | Cost of materials | | | | |
| | | | | | | | | | | | | | | | | Thousands of dollars | | | |
| CLEVELAND | 355 | 144,597 | 116,651 | 27,946 | 41,671 | 31,023 | 48,553 | COLUMBUS—Continued. | | | | | | | | | | | |
| <i>Classification of establishments</i> | | | | | | | <i>Classification of establishments—Continued</i> | | | | | | | | | | | | |
| Operative builders..... | 4 | 510 | 510 | | 94 | 116 | 185 | Subcontractors..... | | | | | | | | | | | |
| General contractors..... | 149 | 110,024 | 100,303 | 630 | 40,482 | 21,705 | 32,522 | Concreting ¹² | | | | | | | | | | | |
| Building..... | 83 | 79,179 | 79,147 | 32 | 37,475 | 13,214 | 20,043 | Electrical..... | | | | | | | | | | | |
| Building not specialized..... | 56 | 68,968 | 68,926 | 32 | 31,561 | 11,624 | 13,132 | Elevator construction ¹³ | | | | | | | | | | | |
| Commercial building only..... | 9 | 7,281 | 7,281 | | 4,658 | 1,053 | 983 | Heating and plumbing..... | | | | | | | | | | | |
| Residential building only..... | 18 | 2,940 | 2,940 | | 1,256 | 537 | 928 | Heating and piping ¹⁴ | | | | | | | | | | | |
| Highway and grading..... | 8 | 7,474 | 7,342 | 132 | 1,068 | 1,323 | 3,961 | Plumbing..... | | | | | | | | | | | |
| Street paving..... | 13 | 5,599 | 5,401 | 198 | 325 | 878 | 3,193 | Painting and decorating ¹⁵ | | | | | | | | | | | |
| Sewer, gas, water, conduit..... | 20 | 6,839 | 6,787 | 52 | 178 | 2,311 | 2,039 | Glass and glazing..... | | | | | | | | | | | |
| Drudging, river, harbor, etc..... | 5 | 3,531 | 3,488 | 43 | 458 | 1,200 | 453 | Roofing and sheet metal work..... | | | | | | | | | | | |
| Railroad..... | 7 | 5,915 | 5,915 | | 774 | 2,300 | 1,702 | Roofing..... | | | | | | | | | | | |
| Other classes ¹⁶ | 7 | 1,480 | 1,314 | 173 | 214 | 348 | 631 | Roofing and sheet-metal combined ¹⁷ | | | | | | | | | | | |
| Subcontractors..... | 202 | 34,054 | 6,738 | 27,316 | 1,095 | 10,102 | 15,845 | Marble, tiling, and plastering..... | | | | | | | | | | | |
| Concreting..... | 5 | 691 | 62 | 630 | 17 | 192 | 253 | Metal work, miscellaneous..... | | | | | | | | | | | |
| Electrical..... | 27 | 3,188 | 1,155 | 2,033 | 1 | 1,001 | 1,398 | Other classes ¹⁸ | | | | | | | | | | | |
| Elevator construction..... | 5 | 4,719 | 657 | 4,063 | 30 | 708 | 3,094 | | | | | | | | | | | | |
| Heating and plumbing..... | 64 | 10,188 | 2,704 | 7,394 | 804 | 2,550 | 6,335 | | | | | | | | | | | | |
| Heating and piping ¹⁴ | 25 | 7,008 | 1,585 | 5,418 | 731 | 1,799 | 3,545 | | | | | | | | | | | | |
| Plumbing..... | 31 | 2,400 | 909 | 1,491 | 69 | 557 | 1,388 | | | | | | | | | | | | |
| Plumbing and heating combined..... | 8 | 785 | 300 | 485 | 4 | 195 | 402 | | | | | | | | | | | | |
| Masonry and stone work..... | 4 | 589 | 63 | 526 | 1 | 301 | 151 | | | | | | | | | | | | |
| Painting and decorating ¹⁵ | 20 | 2,447 | 537 | 1,910 | 29 | 1,300 | 480 | | | | | | | | | | | | |
| Plastering and lathing..... | 11 | 2,044 | 24 | 2,020 | 9 | 1,024 | 556 | | | | | | | | | | | | |
| Roofing and sheet-metal work..... | 28 | 4,244 | 653 | 3,590 | 155 | 1,139 | 2,068 | | | | | | | | | | | | |
| Roofing..... | 15 | 1,580 | 408 | 1,172 | 3 | 398 | 679 | | | | | | | | | | | | |
| Sheet-metal work..... | 10 | 1,226 | 200 | 1,026 | | 215 | 702 | | | | | | | | | | | | |
| Roofing and sheet metal combined..... | 3 | 1,437 | 45 | 1,392 | 162 | 529 | 590 | | | | | | | | | | | | |
| Steel erection..... | 3 | 820 | 248 | 572 | | 255 | 405 | | | | | | | | | | | | |
| Marble and tiling..... | 16 | 2,335 | 32 | 2,303 | 4 | 902 | 1,498 | | | | | | | | | | | | |
| Excavating..... | 3 | 607 | 289 | 318 | 0 | 111 | 4 | | | | | | | | | | | | |
| Metal work, miscellaneous, n. e. s..... | 3 | 567 | 105 | 462 | 25 | 324 | 178 | | | | | | | | | | | | |
| Other classes ¹⁷ | 7 | 1,056 | 132 | 923 | 14 | 284 | 455 | | | | | | | | | | | | |
| <i>Size of business groups</i> | | | | | | | | <i>Size of business groups</i> | | | | | | | | | | | |
| General contractors ¹⁹ | 153 | 110,543 | 109,913 | 630 | 40,570 | 21,821 | 32,708 | General contractors ¹⁹ | | | | | | | | | | | |
| \$25,000 to \$49,999..... | 17 | 940 | 927 | 13 | 109 | 211 | 410 | \$25,000 to \$49,999..... | | | | | | | | | | | |
| \$50,000 to \$99,999..... | 25 | 1,702 | 1,673 | 29 | 495 | 342 | 534 | \$50,000 to \$99,999..... | | | | | | | | | | | |
| \$100,000 to \$199,999..... | 30 | 4,638 | 4,442 | 196 | 1,125 | 1,001 | 1,437 | \$100,000 to \$199,999..... | | | | | | | | | | | |
| \$200,000 to \$499,999..... | 42 | 13,611 | 13,292 | 319 | 2,605 | 3,178 | 5,235 | \$200,000 to \$499,999..... | | | | | | | | | | | |
| \$500,000 to \$999,999..... | 16 | 11,368 | 11,168 | 170 | 2,599 | 3,109 | 3,419 | \$500,000 to \$999,999..... | | | | | | | | | | | |
| \$1,000,000 and over..... | 23 | 78,384 | 78,381 | 3 | 33,743 | 13,981 | 21,666 | \$1,000,000 and over..... | | | | | | | | | | | |
| Building contractors ²⁰ | 87 | 70,668 | 70,660 | 32 | 37,509 | 13,330 | 20,228 | Building contractors ²⁰ | | | | | | | | | | | |
| \$25,000 to \$49,999..... | 10 | 361 | 361 | | 92 | 84 | 124 | \$25,000 to \$49,999..... | | | | | | | | | | | |
| \$50,000 to \$99,999..... | 19 | 1,326 | 1,297 | 29 | 491 | 253 | 365 | \$50,000 to \$99,999..... | | | | | | | | | | | |
| \$100,000 to \$199,999..... | 16 | 2,369 | 2,369 | | 1,044 | 440 | 558 | \$100,000 to \$199,999..... | | | | | | | | | | | |
| \$200,000 to \$499,999..... | 19 | 5,846 | 5,846 | | 2,089 | 1,218 | 1,677 | \$200,000 to \$499,999..... | | | | | | | | | | | |
| \$500,000 to \$999,999..... | 8 | 5,716 | 5,716 | | 2,117 | 1,305 | 1,613 | \$500,000 to \$999,999..... | | | | | | | | | | | |
| \$1,000,000 and over..... | 15 | 64,080 | 64,077 | 3 | 31,736 | 10,030 | 15,891 | \$1,000,000 and over..... | | | | | | | | | | | |
| Subcontractors..... | 202 | 34,054 | 6,738 | 27,316 | 1,095 | 10,102 | 15,845 | Subcontractors..... | | | | | | | | | | | |
| \$25,000 to \$49,999..... | 71 | 2,622 | 813 | 1,809 | 14 | 820 | 1,088 | \$25,000 to \$49,999..... | | | | | | | | | | | |
| \$50,000 to \$99,999..... | 49 | 3,652 | 1,133 | 2,419 | 36 | 1,175 | 1,354 | \$50,000 to \$99,999..... | | | | | | | | | | | |
| \$100,000 to \$199,999..... | 39 | 6,398 | 1,031 | 4,367 | 60 | 1,005 | 2,135 | \$100,000 to \$199,999..... | | | | | | | | | | | |
| \$200,000 to \$499,999..... | 33 | 9,844 | 1,694 | 8,240 | 225 | 3,268 | 4,045 | \$200,000 to \$499,999..... | | | | | | | | | | | |
| \$500,000 to \$999,999..... | 6 | 4,319 | 1,360 | 2,959 | 150 | 1,100 | 2,525 | \$500,000 to \$999,999..... | | | | | | | | | | | |
| \$1,000,000 and over..... | 4 | 8,319 | 797 | 7,522 | 610 | 1,827 | 4,095 | \$1,000,000 and over..... | | | | | | | | | | | |
| COLUMBUS | 140 | 26,463 | 20,028 | 6,435 | 4,580 | 5,991 | 10,443 | COLUMBUS—Continued. | | | | | | | | | | | |
| <i>Classification of establishments</i> | | | | | | | | <i>Classification of establishments—Continued</i> | | | | | | | | | | | |
| Operative builders..... | 4 | 183 | 183 | | 84 | 21 | 47 | Operative builders..... | | | | | | | | | | | |
| General contractors..... | 71 | 17,115 | 17,051 | 64 | 4,311 | 4,017 | 5,302 | General contractors..... | | | | | | | | | | | |
| Building..... | 45 | 11,150 | 11,108 | 42 | 3,683 | 2,410 | 3,251 | Building..... | | | | | | | | | | | |
| Building not specialized..... | 34 | 10,345 | 10,302 | 42 | 3,202 | 2,355 | 3,120 | Building not specialized..... | | | | | | | | | | | |
| Commercial building only..... | 11 | 806 | 806 | | 481 | 75 | 122 | Commercial building only..... | | | | | | | | | | | |
| Residential building only..... | 8 | 1,402 | 1,402 | | 28 | 268 | 574 | Residential building only..... | | | | | | | | | | | |
| Highway..... | 5 | 1,074 | 1,058 | 16 | 92 | 175 | 399 | Highway..... | | | | | | | | | | | |
| Street paving..... | 6 | 1,214 | 1,208 | 6 | 158 | 260 | 490 | Street paving..... | | | | | | | | | | | |
| Waterworks..... | 4 | 1,824 | 1,824 | | 320 | 791 | 355 | Waterworks..... | | | | | | | | | | | |
| Railroad..... | 3 | 451 | 451 | | 30 | 113 | 234 | Railroad..... | | | | | | | | | | | |
| Other classes ¹⁹ | | | | | | | | Other classes ¹⁹ | | | | | | | | | | | |
| | | | | | | | | Other classes ¹⁹ | | | | | | | | | | | |

¹ Includes operative builders.
² Includes ornamental iron works.
³ Includes bridge and culvert; waterworks; and foundation.
⁴ Includes pipe covering; and automatic temperature control.
⁵ Includes flooring, miscellaneous, n. e. s.
⁶ Includes carpentering and wood flooring; glass and glazing; soundproofing; and street paving.
⁷ Includes bridge and culvert; and sewer, water, gas, and conduit.
⁸ Includes masonry and stone work.
⁹ Includes plumbing and heating combined.
¹⁰ Includes sheet-metal work.
¹¹ Includes carpentering and wood flooring; excavating; and highway.
¹² Includes ornamental iron; and miscellaneous metal work.
¹³ Includes glass and glazing; excavating; power plant work; and flooring, n. e. s.

TABLE 2.—CONSTRUCTION BUSINESS OF REPORTING ESTABLISHMENTS DURING 1929, BY CLASS OF OWNERSHIP AND BY TYPE OF WORK

| CLASS OF OWNERSHIP AND TYPE OF CONSTRUCTION WORK | CONSTRUCTION BUSINESS REPORTED BY— | | | | | | CLASS OF OWNERSHIP AND TYPE OF CONSTRUCTION WORK | CONSTRUCTION BUSINESS REPORTED BY— | | | | | |
|-----------------------------------------------------------------|------------------------------------|-------------|----------------------------------|------------------|------------------|------------------|--------------------------------------------------|------------------------------------|-------|----------------------------------|-------|------------------|-------|
| | All classes of establishments | | General contractors ¹ | | Subcontractors | | | All classes of establishments | | General contractors ¹ | | Subcontractors | |
| | Number reporting | Value | Number reporting | Value | Number reporting | Value | | Number reporting | Value | Number reporting | Value | Number reporting | Value |
| OHIO | | | | | | | | | | | | | |
| All construction business..... | 2,043 | 100,298,446 | 1,080 | 285,980,237 | 963 | 114,315,209 | OHIO—Continued | | | | | | |
| Distribution not reported..... | 82 | 10,392,902 | 14 | 2,665,947 | 68 | 7,726,956 | | | | | | | |
| Distributed by class of ownership..... | 1,961 | 389,905,544 | 1,066 | 233,314,200 | 805 | 106,891,254 | Dollars | | | | | | |
| Private..... | 1,695 | 270,308,013 | 817 | 183,366,676 | 878 | 86,941,337 | | | | | | | |
| Quasi public or community..... | 413 | 24,068,892 | 139 | 15,191,398 | 274 | 8,877,524 | Dollars | | | | | | |
| Public..... | 767 | 95,528,630 | 405 | 84,756,249 | 272 | 10,772,393 | | | | | | | |
| Distribution not reported..... | 60 | 5,982,058 | 35 | 5,064,907 | 25 | 917,151 | Dollars | | | | | | |
| Distributed by class of public ownership..... | 707 | 89,546,581 | 400 | 79,691,330 | 247 | 9,855,242 | | | | | | | |
| Federal..... | 55 | 3,438,000 | 25 | 3,106,438 | 30 | 332,522 | Dollars | | | | | | |
| State..... | 225 | 21,622,633 | 150 | 19,547,136 | 69 | 2,075,497 | | | | | | | |
| County or township..... | 324 | 21,703,675 | 219 | 19,054,310 | 105 | 1,749,305 | Dollars | | | | | | |
| Municipal..... | 476 | 42,781,313 | 280 | 37,083,455 | 100 | 5,697,858 | | | | | | | |
| All business under general contract or directly for owners..... | 1,406 | 317,307,108 | 1,079 | 283,131,317 | 410 | 34,175,851 | Dollars | | | | | | |
| Distribution not reported..... | 4 | 207,192 | 3 | 171,500 | 1 | 35,032 | | | | | | | |
| Distributed by class..... | 1,491 | 317,099,976 | 1,076 | 282,059,757 | 415 | 34,140,219 | Dollars | | | | | | |
| Building..... | 1,134 | 215,778,754 | 732 | 185,475,932 | 402 | 30,802,822 | | | | | | | |
| Distribution not reported..... | 4 | 8,649,170 | 25 | 4,293,447 | 19 | 4,355,720 | Dollars | | | | | | |
| Distributed by class..... | 1,090 | 207,129,578 | 707 | 181,182,485 | 383 | 25,947,093 | | | | | | | |
| Commercial..... | 482 | 56,095,787 | 309 | 51,910,219 | 173 | 4,185,668 | Dollars | | | | | | |
| Educational..... | 253 | 18,547,293 | 137 | 15,948,306 | 116 | 2,898,992 | | | | | | | |
| Hotel..... | 60 | 2,383,000 | 19 | 1,558,650 | 41 | 474,446 | Dollars | | | | | | |
| Hospital and institutional..... | 134 | 12,263,460 | 68 | 10,839,106 | 79 | 1,414,300 | | | | | | | |
| Manufacturing..... | 257 | 49,810,739 | 138 | 45,299,130 | 117 | 4,820,609 | Dollars | | | | | | |
| Military and naval..... | 6 | 271,797 | 3 | 203,554 | 3 | 8,243 | | | | | | | |
| Public: Courts, jails, etc..... | 74 | 2,364,232 | 37 | 2,072,852 | 37 | 291,880 | Dollars | | | | | | |
| Religious and memorial..... | 188 | 5,037,798 | 94 | 4,421,206 | 94 | 616,592 | | | | | | | |
| Residential..... | 792 | 48,320,264 | 508 | 40,094,132 | 284 | 8,226,122 | Dollars | | | | | | |
| Social and recreational..... | 119 | 3,951,283 | 65 | 3,547,234 | 54 | 404,049 | | | | | | | |
| Air transport..... | 29 | 1,020,367 | 14 | 896,950 | 15 | 123,417 | Dollars | | | | | | |
| Rail and water transportation..... | 36 | 1,706,982 | 21 | 1,349,023 | 15 | 447,859 | | | | | | | |
| Miscellaneous..... | 164 | 5,017,479 | 99 | 2,981,873 | 65 | 2,035,608 | Dollars | | | | | | |
| Highway and street..... | 258 | 60,213,328 | 248 | 40,809,028 | 10 | 404,300 | | | | | | | |
| Water power development..... | 5 | 318,054 | 4 | 9,472,106 | 5 | 169,750 | Dollars | | | | | | |
| Railroad and car line..... | 35 | 9,313,892 | 30 | 8,593,381 | 26 | 856,219 | | | | | | | |
| Public works and utilities ² | 241 | 35,449,600 | 215 | 34,593,381 | 20 | 36,896 | Dollars | | | | | | |
| Distribution not reported..... | 9 | 1,096,924 | 8 | 1,000,023 | 1 | 36,896 | | | | | | | |
| Distributed by class..... | 232 | 34,352,076 | 207 | 33,533,353 | 25 | 810,323 | Dollars | | | | | | |
| Bridge, tunnel, etc..... | 81 | 9,504,792 | 76 | 9,369,266 | 5 | 135,496 | | | | | | | |
| Central station, light and power plant..... | 28 | 4,408,000 | 16 | 3,849,792 | 12 | 618,358 | Dollars | | | | | | |
| Dock, pier, retaining wall, etc..... | 20 | 2,925,537 | 19 | (³) | 1 | (³) | | | | | | | |
| Flood control, irrigation and land drainage..... | 4 | 57,011 | 3 | (³) | 1 | (³) | Dollars | | | | | | |
| Refuse disposal plant..... | 5 | 82,008 | 2 | 77,269 | 3 | 4,780 | | | | | | | |
| Parks, grounds, etc..... | 16 | 140,762 | 13 | 131,097 | 3 | 9,685 | Dollars | | | | | | |
| River and harbor improvement..... | 6 | 1,457,939 | 6 | 1,457,939 | — | — | | | | | | | |
| Sewage disposal and drainage..... | 98 | 8,800,346 | 95 | 8,794,727 | 3 | 5,610 | Dollars | | | | | | |
| Water supply..... | 54 | 3,837,857 | 51 | 3,801,813 | 3 | 36,044 | | | | | | | |
| Oil and natural gas pipe line..... | 15 | 8,078,404 | 14 | (³) | 1 | (³) | Dollars | | | | | | |
| Miscellaneous..... | 13 | 1,237,962 | 8 | 1,188,893 | 5 | 49,069 | | | | | | | |
| Air transport work..... | 48 | 4,788,416 | 30 | 2,420,857 | 18 | 2,398,059 | Dollars | | | | | | |
| Miscellaneous, n. e. s..... | 3 | 1,597,724 | 3 | 1,597,724 | 3 | 1,597,724 | | | | | | | |
| Automatic sprinkler systems..... | 45 | 3,100,092 | 30 | 2,420,357 | 15 | 770,335 | Dollars | | | | | | |
| Other miscellaneous, n. e. s..... | 894 | 82,991,278 | 92 | 2,848,920 | 802 | 80,142,358 | | | | | | | |
| All business under subcontract..... | 12 | 1,334,248 | 12 | 1,334,248 | 12 | 1,334,248 | Dollars | | | | | | |
| Distribution not reported..... | 882 | 81,657,030 | 92 | 2,848,920 | 790 | 78,808,110 | | | | | | | |
| Distributed by class..... | 32 | 1,200,712 | 16 | 128,627 | 16 | 1,072,085 | Dollars | | | | | | |
| Carpentering and wood flooring..... | 51 | 1,808,778 | 28 | 256,597 | 28 | 1,612,181 | | | | | | | |
| Concreting..... | 106 | 5,881,723 | 1 | (³) | 105 | (³) | Dollars | | | | | | |
| Electrical..... | 13 | 6,336,289 | — | — | 13 | 6,336,289 | | | | | | | |
| Elevator construction..... | 445 | 21,739,753 | 5 | 41,519 | 440 | 21,698,234 | Dollars | | | | | | |
| Heating and plumbing..... | 187 | 9,285,633 | 187 | 9,285,633 | — | — | | | | | | | |
| Heating and piping..... | 32 | 1,812,762 | 1 | (³) | 31 | (³) | Dollars | | | | | | |
| Pipe covering..... | 183 | 8,570,179 | 4 | (³) | 179 | (³) | | | | | | | |
| Plumbing..... | 98 | 2,047,960 | — | — | 98 | 2,047,960 | Dollars | | | | | | |
| Plumbing and heating combined..... | 5 | 523,229 | — | — | 5 | 523,229 | | | | | | | |
| Automatic temperature control..... | 46 | 2,942,956 | 9 | 110,558 | 36 | 2,832,398 | Dollars | | | | | | |
| Masonry..... | | | | | | | | | | | | | |

¹ Includes operative builders.
² Includes oil and natural gas pipe line.
³ Value omitted in order to avoid revealing individual operations. The amounts omitted are, however, included in the respective totals.
⁴ Includes establishments reporting the following lines of work: General contractors: Bridge and culvert, 1; dam and reservoir, 1; power plant work, 1; Subcontractors: Bridge and culvert, 1; miscellaneous, n. e. s., 2.
⁵ Includes establishments reporting the following lines of work: General contractors: Public building, 1; miscellaneous n. e. s., 6; Subcontractors: Public building, 1; air transport building, 1; miscellaneous, n. e. s., 7.
⁶ Includes establishments reporting the following lines of work: General contractors: Bridge, tunnel, etc., and park, grounds, etc., 1; central station, light and power plant, 1; water supply, 2; Subcontractors: Water supply, 1.
⁷ Includes automatic temperature control.
⁸ Includes 2 establishments reporting masonry.

CONSTRUCTION—OHIO

TABLE 2.—CONSTRUCTION BUSINESS OF REPORTING ESTABLISHMENTS DURING 1929, BY CLASS OF OWNERSHIP AND BY TYPE OF WORK—Continued

| CLASS OF OWNERSHIP AND TYPE OF CONSTRUCTION WORK | CONSTRUCTION BUSINESS REPORTED BY— | | | | | | CLASS OF OWNERSHIP AND TYPE OF CONSTRUCTION WORK | CONSTRUCTION BUSINESS REPORTED BY— | | | | | |
|------------------------------------------------------------------------|------------------------------------|------------|---------------------|------------------|------------------|---------------------------------------------|--------------------------------------------------------------------|------------------------------------|------------|---------------------|------------------|------------------|------------------|
| | All classes of establishments | | General contractors | | Subcontractors | | | All classes of establishments | | General contractors | | Subcontractors | |
| | Number reporting | Value | Number reporting | Value | Number reporting | Value | | Number reporting | Value | Number reporting | Value | Number reporting | Value |
| AKRON—Continued | | | | | | CINCINNATI—Continued | | | | | | | |
| All business under subcontract—Continued. | | | | | | All construction business—Continued. | | | | | | | |
| Painting and decorating ⁹ | 6 | 141,071 | | | 6 | 141,071 | Distributed by class of public ownership..... | 73 | 6,434,785 | 36 | 5,499,620 | 37 | 935,165 |
| Plastering and lathing..... | 5 | 385,086 | | | 5 | 385,086 | Federal..... | 5 | 56,747 | 1 | 490,078 | 4 | 158,410 |
| Roofing and sheet-metal work..... | 12 | 518,394 | | | 12 | 518,394 | State..... | 11 | 592,641 | 16 | 1,164,701 | 12 | 125,016 |
| Roofing..... | 3 | 230,000 | | | 3 | 230,000 | County or township..... | 23 | 1,289,717 | 10 | 3,843,941 | 32 | 651,730 |
| Sheet-metal work..... | 6 | 99,720 | | | 6 | 99,720 | Municipal..... | 63 | 4,495,680 | 31 | | | |
| Roofing and sheet metal combined..... | 3 | 188,674 | | | 3 | 188,674 | All business under general contract or directly for owners. | 266 | 40,246,952 | 156 | 31,346,488 | 110 | 8,900,464 |
| Steel erection ¹⁰ | 3 | 403,116 | | | 3 | 403,116 | Distribution not reported..... | 1 | 33,560 | 1 | 33,560 | | |
| Wrecking..... | 1 | 129,996 | | | 1 | 129,996 | Distributed by class..... | 265 | 40,213,392 | 155 | 31,312,928 | 110 | 8,900,464 |
| Excavating..... | 3 | | | | 3 | | Building..... | 233 | 33,242,036 | 126 | 25,082,672 | 107 | 8,159,463 |
| | | | | | | | Distribution not reported..... | 8 | 748,472 | 5 | 490,330 | 3 | 252,133 |
| CANTON | | | | | | Distributed by class..... | | | | | | | |
| All construction business..... | 51 | 7,777,647 | 22 | 6,039,614 | 20 | 1,738,033 | Commercial..... | 225 | 32,493,503 | 121 | 24,580,233 | 104 | 7,907,330 |
| Distribution not reported..... | 2 | 120,000 | | | 2 | 120,000 | Educational..... | 32 | 4,496,501 | 38 | 3,021,914 | 44 | 1,474,537 |
| Distributed by class of public ownership..... | 49 | 7,057,647 | 22 | 6,039,614 | 27 | 1,618,033 | Religious and memorial..... | 42 | 3,112,361 | 15 | 2,562,502 | 27 | 549,859 |
| Private..... | 44 | 4,302,674 | 17 | 2,950,932 | 27 | 1,352,642 | Hospital and institutional..... | 11 | 90,903 | 1 | (⁹) | 10 | (⁹) |
| Quasi public or community..... | 16 | 438,701 | 5 | 298,358 | 11 | 140,343 | Manufacturing..... | 26 | 1,777,025 | 7 | 1,522,222 | 19 | 254,803 |
| Public..... | 21 | 2,916,372 | 12 | 2,791,224 | 9 | 125,148 | Military and naval..... | 47 | 4,800,942 | 18 | 3,750,899 | 29 | 1,050,050 |
| Distribution not reported..... | 3 | 871,370 | 2 | 831,370 | 1 | 40,000 | Public: Courts, jails, etc..... | 2 | 174,403 | 3 | 115,724 | 9 | 58,679 |
| Distributed by class of public ownership..... | 18 | 2,045,002 | 10 | 1,959,854 | 8 | 85,148 | Religious and memorial..... | 12 | 1,402,206 | 12 | 1,111,637 | 30 | 350,619 |
| Federal..... | 2 | 673,721 | 1 | 665,251 | 3 | 8,470 | Residential..... | 42 | 1,402,206 | 104 | 11,562,038 | 80 | 3,031,987 |
| State..... | 7 | 545,813 | 6 | 489,722 | 6 | 50,091 | Social and recreational..... | 184 | 14,594,025 | 12 | 452,572 | 15 | 123,546 |
| County or township..... | 12 | 825,468 | 6 | 804,881 | 3 | 20,587 | Air transport..... | 23 | 576,418 | 8 | (⁹) | 4 | (⁹) |
| Municipal..... | 8 | | 6 | | 9 | | Rail and water transportation..... | 5 | 132,538 | 1 | (⁹) | | |
| All business under general contract or directly for owners..... | 33 | 6,570,785 | 22 | 6,020,240 | 11 | 550,545 | Miscellaneous..... | 6 | 261,340 | 2 | (⁹) | 4 | (⁹) |
| Building..... | 27 | 4,172,656 | 17 | 3,684,021 | 10 | 608,545 | Highway and street..... | 22 | 1,014,901 | 10 | 158,022 | 12 | 850,370 |
| Commercial..... | 12 | 1,260,101 | 9 | 1,230,643 | 3 | 26,458 | Public works and utilities..... | 25 | 3,563,679 | 25 | 3,563,679 | 5 | 44,625 |
| Educational..... | 6 | 152,197 | 4 | (⁹) | 2 | (⁹) | Bridge, tunnel, etc..... | 25 | 2,292,439 | 20 | 2,247,814 | | |
| Manufacturing..... | 9 | 1,200,833 | 4 | 1,010,440 | 5 | 184,393 | Central station, light and power plant..... | 4 | 187,214 | 4 | 187,214 | | |
| Public: Courts, jails, etc..... | 2 | 489,019 | 2 | (⁹) | 1 | (⁹) | Park, grounds, etc..... | 5 | 42,025 | 1 | (⁹) | 4 | (⁹) |
| Religious and memorial..... | 9 | 147,029 | 3 | (⁹) | 1 | (⁹) | Sewage disposal and drainage..... | 5 | 91,597 | 5 | 91,597 | | |
| Residential..... | 18 | 820,773 | 9 | 682,617 | 3 | 244,156 | Water supply..... | 10 | 598,566 | 10 | 598,566 | | |
| Social and recreational..... | 6 | 65,360 | 3 | 53,000 | 3 | 11,766 | Other classes ¹⁵ | 8 | 844,278 | 7 | (⁹) | 1 | (⁹) |
| Miscellaneous..... | 4 | 14,348 | 3 | (⁹) | 1 | (⁹) | Miscellaneous, n. e. s..... | 7 | 528,729 | 6 | (⁹) | 1 | (⁹) |
| Highway and street..... | 5 | 1,886,276 | 6 | 1,886,276 | 2 | (⁹) | Other classes ¹⁶ | 11 | 802,652 | 4 | 110,026 | 7 | 692,626 |
| Public works and utilities ¹¹ | 7 | 188,632 | 5 | (⁹) | 2 | (⁹) | | 4 | 312,587 | 3 | (⁹) | 1 | (⁹) |
| Air transport..... | 2 | 323,111 | 1 | 323,111 | | | All business under subcontract. | 154 | 12,952,778 | 14 | 237,111 | 140 | 12,715,667 |
| Miscellaneous, n. e. s..... | 1 | | 1 | | | | Distribution not reported..... | 1 | 191,470 | | | 1 | 191,470 |
| All business under subcontract. | 27 | 1,206,862 | | | 27 | 1,206,862 | Distributed by class..... | 153 | 12,761,303 | 14 | 237,111 | 139 | 12,524,197 |
| Distribution not reported..... | 1 | 29,800 | | | 1 | 29,800 | Carpentering and wood flooring..... | 11 | 514,225 | 5 | 87,878 | 6 | 426,343 |
| Distributed by class..... | 26 | 1,177,062 | | | 26 | 1,177,062 | Concreting..... | 7 | 336,576 | 3 | 25,112 | 4 | 311,464 |
| Electrical..... | 4 | 234,504 | | | 4 | 234,504 | Electrical..... | 8 | 300,800 | | | 8 | 300,800 |
| Heating and plumbing..... | 18 | 455,944 | | | 18 | 455,944 | Elevator construction..... | 4 | 247,799 | | | 4 | 247,799 |
| Heating and piping..... | 8 | 109,738 | | | 8 | 109,738 | Heating and plumbing..... | 51 | 3,392,530 | | | 51 | 3,392,530 |
| Plumbing..... | 6 | 169,160 | | | 6 | 169,160 | Heating and piping ¹⁷ | 24 | 2,303,802 | | | 24 | 2,303,802 |
| Plumbing and heating combined..... | 4 | 179,996 | | | 4 | 179,996 | Plumbing..... | 27 | 1,588,688 | | | 27 | 1,588,688 |
| Masonry ¹³ | 5 | 218,766 | | | 5 | 218,766 | Masonry..... | 13 | 1,502,254 | | | 13 | 1,502,254 |
| Sheet-metal work..... | 4 | 142,950 | | | 4 | 142,950 | Painting and decorating..... | 16 | 564,234 | | | 15 | 554,234 |
| Other classes ¹⁴ | 3 | 121,909 | | | 3 | 121,909 | Glass and glazing..... | 4 | 108,385 | 1 | (⁹) | 3 | (⁹) |
| | | | | | | | Plastering and lathing..... | 8 | 477,856 | 1 | (⁹) | 7 | (⁹) |
| CINCINNATI | | | | | | Distributed by class..... | | | | | | | |
| All construction business..... | 346 | 53,190,730 | 156 | 31,583,599 | 190 | 21,616,131 | Roofing and sheet-metal work..... | 33 | 1,863,938 | 2 | (⁹) | 31 | (⁹) |
| Distribution not reported..... | 13 | 1,492,993 | 1 | 146,000 | 12 | 1,346,993 | Roofing..... | 16 | 783,622 | 1 | (⁹) | 15 | (⁹) |
| Distributed by class of ownership..... | 333 | 51,706,737 | 155 | 31,437,599 | 178 | 20,269,138 | Sheet-metal work..... | 17 | 1,080,316 | 1 | (⁹) | 16 | (⁹) |
| Private..... | 314 | 40,968,668 | 137 | 23,898,697 | 177 | 17,069,071 | Steel erection..... | 4 | 122,784 | | | 4 | 122,784 |
| Quasi public..... | 80 | 4,120,690 | 14 | 1,932,184 | 66 | 2,197,512 | Stone work..... | 3 | 644,108 | 1 | (⁹) | 2 | (⁹) |
| Public..... | 78 | 6,608,373 | 39 | 5,606,718 | 39 | 1,001,655 | Marble and tiling..... | 14 | 1,085,656 | 1 | (⁹) | 13 | (⁹) |
| Distribution not reported..... | 5 | 173,588 | 3 | 107,098 | 2 | 66,490 | Excavating..... | 6 | 302,228 | 2 | 44,336 | 4 | 257,892 |
| | | | | | | | Grading..... | 1 | 85,022 | 1 | (⁹) | 5 | 85,022 |
| | | | | | | | Ornamental iron..... | 5 | 291,007 | | | 3 | 281,007 |
| | | | | | | | Flooring, n. e. s..... | 3 | 341,855 | 2 | (⁹) | 3 | (⁹) |
| | | | | | | | Other classes ¹⁸ | 5 | | | | | |

⁹ Value omitted in order to avoid revealing individual operations. The amounts omitted are, however, included in the respective totals.

¹⁰ Includes 1 general contracting establishment reporting carpentering and wood flooring.

¹¹ Includes metal work, n. e. s.

¹² Includes establishments reporting the following lines of work: General contractors: Bridge, tunnel, etc.; 2; sewage disposal and drainage; 2; miscellaneous; 1; Subcontractors: Power plant work; 1; park, grounds, etc., 1.

¹³ Includes 1 general contractor reporting wrecking and excavating work.

¹⁴ Includes 2 establishments reporting stonework and 1, marble and tiling.

¹⁵ Includes establishments reporting the following lines of work: General contractors: Wrecking and excavating; 1; Subcontractors: Carpentering and wood flooring; 1; plastering and lathing; 1.

¹⁶ Includes establishments reporting the following lines of work: General contractors: Docks, piers, retaining walls, etc.; 2; flood control, irrigation and land drainage; 1; refuse disposal plants; 1; and miscellaneous; 2; Subcontractors: Refuse disposal plants; 1.

¹⁷ Includes establishments reporting the following lines of work: General contractors: Water power developments; 1; railroad and car line; 1; and air transport work; 1; Subcontractors: Water-power development; 1.

¹⁸ Includes establishments reporting the following lines of work: Plumbing and heating combined; 1; and automatic temperature control; 1.

¹⁹ Includes establishments reporting the following lines of work: General contractors: Street paving; 1; and dam and reservoir; 1; Subcontractors: Wrecking; 2; and soundproofing; 1.

CONSTRUCTION—OHIO

943

TABLE 2.—CONSTRUCTION BUSINESS OF REPORTING ESTABLISHMENTS DURING 1929, BY CLASS OF OWNERSHIP AND BY TYPE OF WORK—Continued

| CLASS OF OWNERSHIP AND TYPE OF CONSTRUCTION WORK | CONSTRUCTION BUSINESS REPORTED BY— | | | | | | CLASS OF OWNERSHIP AND TYPE OF CONSTRUCTION WORK | CONSTRUCTION BUSINESS REPORTED BY— | | | | | |
|----------------------------------------------------------------------------------------|------------------------------------|-------|---------------------|-------|------------------|------------------------------------------------------------------------------------------------|--------------------------------------------------|------------------------------------|-------|---------------------|-------|------------------|-------|
| | All classes of establishments | | General contractors | | Subcontractors | | | All classes of establishments | | General contractors | | Subcontractors | |
| | Number reporting | Value | Number reporting | Value | Number reporting | Value | | Number reporting | Value | Number reporting | Value | Number reporting | Value |
| CLEVELAND | | | | | | CLEVELAND—Continued | | | | | | | |
| All construction business..... 355 144,590,029 | | | | | | Distributed by class—Con. <i>Dollars</i> | | | | | | | |
| Distribution not reported..... 14 2,531,101 | | | | | | Ornamental iron..... 3 153,080 | | | | | | | |
| Distributed by class of ownership..... 341 142,005,528 | | | | | | Highway..... 2 } 310,763 { 1 297,150 | | | | | | | |
| Private..... 303 109,103,302 | | | | | | Street paving..... 2 } 310,763 { 2 310,235 | | | | | | | |
| State..... 82 7,590,773 | | | | | | Soundproofing..... 3 310,235 | | | | | | | |
| Quasi public or community..... 2 2,060,261 | | | | | | Metal work, n. e. s..... 4 407,917 | | | | | | | |
| Public..... 138 25,371,453 | | | | | | Flooring, n. e. s..... 7 248,183 | | | | | | | |
| Distribution not reported..... 7 1,385,240 | | | | | | Other classes ²¹ 7 550,853 | | | | | | | |
| Distributed by class of public ownership..... 131 23,936,213 | | | | | | COLUMBUS | | | | | | | |
| Federal..... 20 2,037,240 | | | | | | All construction business..... 140 26,403,071 | | | | | | | |
| State..... 32 3,025,206 | | | | | | Distribution not reported..... 5 1,100,077 | | | | | | | |
| County or township..... 54 4,993,772 | | | | | | Distributed by class of ownership..... 135 25,263,904 | | | | | | | |
| Municipal..... 103 13,020,980 | | | | | | Private construction..... 111 15,884,228 | | | | | | | |
| All business under general contract or directly for owners..... 241 110,050,681 | | | | | | Quasi public or community..... 33 1,880,126 | | | | | | | |
| Building..... 181 84,115,065 | | | | | | Public..... 74 7,490,040 | | | | | | | |
| Distribution not reported..... 6 1,202,427 | | | | | | Distribution not reported..... 5 419,874 | | | | | | | |
| Distributed by class..... 175 82,012,638 | | | | | | Distributed by class of public ownership..... 69 7,070,766 | | | | | | | |
| Commercial..... 90 31,325,822 | | | | | | Federal..... 9 114,003 | | | | | | | |
| Educational..... 43 3,453,645 | | | | | | State..... 36 2,163,234 | | | | | | | |
| Hotel..... 14 992,598 | | | | | | County or township..... 25 1,093,739 | | | | | | | |
| Hospital and institutional..... 58 6,995,044 | | | | | | Municipal..... 49 3,699,680 | | | | | | | |
| Manufacturing..... 30 28,430,441 | | | | | | All business under general contract or directly for owners..... 98 20,028,361 | | | | | | | |
| Military and naval..... 1 } 657,724 { 1 } 628,917 { 2 28,807 | | | | | | Building..... 69 13,618,239 | | | | | | | |
| Public: Courts, jails, etc..... 14 } 845,451 { 12 } 768,001 { 23 87,450 | | | | | | Distribution not reported..... 1 141,738 | | | | | | | |
| Religious and memorial..... 35 } 5,041,030 { 42 } 4,250,663 { 60 1,101,267 | | | | | | Distributed by class..... 68 13,478,501 | | | | | | | |
| Residential..... 10 } 1,633,580 { 9 } 1,482,447 { 9 51,142 | | | | | | Commercial..... 27 3,800,627 | | | | | | | |
| Social and recreational..... 18 } 371,542 { 0 } 0 { 0 0 | | | | | | Educational..... 25 2,356,073 | | | | | | | |
| Air transport..... 5 } 371,542 { 0 } 0 { 0 0 | | | | | | Hotel..... 7 217,601 | | | | | | | |
| Rail and water transportation..... 11 } 1,333,560 { 0 } 0 { 2 381,704 | | | | | | Hospital and institutional..... 15 593,952 | | | | | | | |
| Miscellaneous..... 20 } 1,555,393 { 11 } 1,068,040 { 12 480,444 | | | | | | Manufacturing..... 17 1,910,605 | | | | | | | |
| Highway and street..... 23 } 12,419,276 { 21 } 18,193,696 { 2 } 167,240 | | | | | | Military and naval..... 3 102,529 | | | | | | | |
| Railroad and car lines..... 12 } 5,041,030 { 10 } 18,193,696 { 2 } 167,240 | | | | | | Public: Courts, jails, etc..... 11 821,499 | | | | | | | |
| Public works and utilities..... 51 } 12,370,515 { 46 } 12,203,455 { 6 173,060 | | | | | | Religious and memorial..... 8 377,161 | | | | | | | |
| Distribution not reported..... 5 } 680,244 { 5 } 680,244 { 0 0 | | | | | | Residential..... 45 2,478,960 | | | | | | | |
| Distributed by class..... 46 11,096,271 | | | | | | Social and recreational..... 8 130,884 | | | | | | | |
| Bridge, tunnel, etc..... 13 } 2,283,597 { 12 } 11,523,211 { 5 173,000 | | | | | | Air transport..... 7 407,070 | | | | | | | |
| Central station, light, and power plant..... 6 } 1,611,317 { 3 } 1,450,335 { 3 100,982 | | | | | | Rail and water transportation..... 5 70,099 | | | | | | | |
| Dock, pier, retaining wall, etc..... 8 } 2,167,208 { 7 } 2,000,000 { 1 167,208 | | | | | | Miscellaneous..... 12 209,733 | | | | | | | |
| Flood control, irrigation and land drainage..... 1 } 1,346,305 { 1 } 1,346,305 { 0 0 | | | | | | Highway and street..... 15 2,209,942 | | | | | | | |
| River and harbor improvement..... 3 } 1,346,305 { 3 } 1,346,305 { 0 0 | | | | | | Railroad and car line..... 5 1,872,022 | | | | | | | |
| Sewage disposal and drainage..... 24 } 3,200,264 { 22 } 3,200,264 { 2 0 | | | | | | Public works and utilities..... 15 1,830,449 | | | | | | | |
| Water supply..... 14 } 927,280 { 14 } 927,280 { 0 0 | | | | | | Bridge, tunnel, etc..... 7 482,671 | | | | | | | |
| Miscellaneous ¹⁹ 3 } 65,300 { 3 } 65,300 { 0 0 | | | | | | Sewage disposal and drainage..... 8 314,180 | | | | | | | |
| Air transport..... 4 } 28,102 { 1 } 1,771,659 { 3 20,407 | | | | | | Water supply..... 2 } 1,033,589 { 8 } 1,033,589 { 1 0 | | | | | | | |
| Miscellaneous, n. e. s..... 8 } 1,773,054 { 5 } 1,771,659 { 3 20,407 | | | | | | Other classes ²² 1 } 0 { 2 } 0 { 2 0 | | | | | | | |
| All business under subcontract..... 186 27,945,048 | | | | | | Air transport work..... 4 } 497,659 { 2 } 0 { 2 0 | | | | | | | |
| Distribution not reported..... 1 33,720 | | | | | | Miscellaneous, n. e. s..... 2 } 6,434,710 { 4 } 63,713 { 56 } 6,370,997 | | | | | | | |
| Distributed by class..... 185 27,912,228 | | | | | | Distribution not reported..... 2 } 371,807 { 0 } 0 { 56 } 371,807 | | | | | | | |
| Carpentering..... 3 248,430 | | | | | | Distributed by class..... 58 6,002,843 | | | | | | | |
| Concreting..... 9 701,858 | | | | | | Concreting..... 4 104,884 | | | | | | | |
| Electrical..... 23 2,032,742 | | | | | | Electrical..... 9 811,407 | | | | | | | |
| Elevator construction..... 5 4,054,744 | | | | | | Plumbing and heating..... 27 852,346 | | | | | | | |
| Heating and plumbing..... 87 7,589,220 | | | | | | Heating and plumbing..... 13 } 477,360 { 1 } 0 { 12 } 477,360 | | | | | | | |
| Heating and piping..... 30 3,503,831 | | | | | | Pipe covering..... 1 } 0 { 1 } 0 { 0 0 | | | | | | | |
| Pipe covering..... 12 587,906 | | | | | | Plumbing..... 13 } 374,956 { 1 } 0 { 12 } 374,956 | | | | | | | |
| Plumbing..... 35 2,654,539 | | | | | | Masonry and stone work..... 3 180,031 | | | | | | | |
| Plumbing and heating combined..... 7 527,820 | | | | | | Painting and decorating..... 3 162,813 | | | | | | | |
| Automatic temperature control..... 3 315,133 | | | | | | Glass and glazing..... 3 130,572 | | | | | | | |
| Painting and decorating..... 18 1,703,279 | | | | | | Plastering..... 3 195,072 | | | | | | | |
| Glass and glazing..... 3 284,022 | | | | | | Roofing and sheet-metal work..... 13 } 689,409 { 1 } 0 { 12 } 689,409 | | | | | | | |
| Plastering..... 12 2,019,700 | | | | | | Roofing..... 5 } 140,554 { 1 } 0 { 4 } 140,554 | | | | | | | |
| Roofing and sheet-metal work..... 38 2,805,398 | | | | | | Sheet-metal work..... 4 } 90,830 { 0 } 0 { 4 } 90,830 | | | | | | | |
| Roofing..... 18 1,288,151 | | | | | | Roofing and sheet metal combined..... 4 } 440,085 { 0 } 0 { 4 } 440,085 | | | | | | | |
| Sheet-metal work..... 20 1,577,247 | | | | | | Metal work, n. e. s. ²³ 5 } 1,660,537 { 5 } 1,660,537 { 1 } 0 { 4 } 1,660,537 | | | | | | | |
| Steel erection..... 5 500,721 | | | | | | Marble and tiling..... 4 } 670,235 { 2 } 0 { 2 } 670,235 | | | | | | | |
| Stone work..... 3 382,783 | | | | | | Excavating..... 3 } 45,847 { 1 } 0 { 2 } 45,847 | | | | | | | |
| Marble and tiling..... 16 2,802,437 | | | | | | Highway..... 2 } 425,340 { 1 } 0 { 1 } 425,340 | | | | | | | |
| Excavating..... 7 } 283,714 { 5 } 2,802,437 { 10 } 2,802,437 { 0 0 | | | | | | Grading..... 1 } 0 { 1 } 0 { 1 } 0 | | | | | | | |
| | | | | | | Other classes ²⁴ 6 } 828,790 { 1 } 0 { 5 } 828,790 | | | | | | | |

¹ Value omitted in order to avoid revealing individual operations. The amounts omitted are, however, included in the respective totals.
¹⁹ Includes 1 establishment reporting parks, grounds, etc.
²⁰ Value reported by general contractor included in corresponding item for subcontractors, but this amount is not included in total for all subcontractors.
²¹ Includes establishments reporting the following lines of work: General contractors: Foundation, 1; and rental of equipment, trucking, etc., 1; Subcontractors: Masonry, wrecking, 1; sewer, gas, water, and conduit, 1; rental of equipment, etc., 1; and miscellaneous, n. e. s. 1.
²² Includes establishments reporting the following lines of work: General contractors: Miscellaneous, 1; Subcontractors: One reporting power plant work, refuse disposal plant, and park, grounds, etc.
²³ Includes 1 establishment reporting steel erection and 2, ornamental iron work.
²⁴ Includes establishments reporting the following lines of work: General contractors: Carpentering, 1; Subcontractors: Carpentering, 1; elevator construction, 2; soundproofing, including caulking, 1; and miscellaneous, 1.

TABLE 2.—CONSTRUCTION BUSINESS OF REPORTING ESTABLISHMENTS DURING 1929, BY CLASS OF OWNERSHIP AND BY TYPE OF WORK—Continued

| CLASS OF OWNERSHIP AND TYPE OF CONSTRUCTION WORK | CONSTRUCTION BUSINESS REPORTED BY— | | | | | | CLASS OF OWNERSHIP AND TYPE OF CONSTRUCTION WORK | CONSTRUCTION BUSINESS REPORTED BY— | | | | | |
|-----------------------------------------------------------------|------------------------------------|------------|---------------------|------------|------------------|---------------|-----------------------------------------------------------------|------------------------------------|------------|---------------------|------------|------------------|------------|
| | All classes of establishments | | General contractors | | Subcontractors | | | All classes of establishments | | General contractors | | Subcontractors | |
| | Number reporting | Value | Number reporting | Value | Number reporting | Value | | Number reporting | Value | Number reporting | Value | Number reporting | Value |
| DAYTON | | | | | | TOLEDO | | | | | | | |
| All construction business..... | 131 | 20,638,084 | 58 | 13,724,259 | 73 | 6,913,825 | All construction business..... | 170 | 36,123,638 | 82 | 24,565,840 | 88 | 11,557,798 |
| Distribution not reported..... | 5 | 471,432 | | | 5 | 471,432 | Distribution not reported..... | 9 | 1,029,962 | 1 | 190,000 | 8 | 830,962 |
| Distributed by class of ownership..... | 126 | 20,166,652 | 58 | 13,724,259 | 68 | 6,442,393 | Distributed by class of ownership..... | 101 | 35,093,076 | 81 | 24,375,840 | 80 | 10,717,830 |
| Private..... | 113 | 13,814,478 | 45 | 8,471,515 | 68 | 5,342,968 | Private..... | 147 | 25,619,878 | 69 | 16,578,282 | 78 | 9,041,694 |
| Quasi public..... | 26 | 1,227,120 | 9 | 761,917 | 17 | 465,203 | Quasi public or community..... | 25 | 1,906,303 | 7 | 1,128,633 | 18 | 777,070 |
| Public..... | 30 | 5,125,054 | 26 | 4,490,827 | 10 | 634,227 | Public..... | 53 | 7,567,497 | 31 | 6,068,925 | 22 | 898,672 |
| Distribution not reported..... | 5 | 638,199 | 3 | 352,000 | 2 | 286,109 | Distribution not reported..... | 2 | 54,712 | 2 | | 2 | 54,712 |
| Distributed by class of public ownership..... | 31 | 4,480,855 | 23 | 4,138,827 | 8 | 348,028 | Distributed by class of public ownership..... | 51 | 7,612,783 | 31 | 6,068,925 | 20 | 843,858 |
| Federal..... | 3 | 90,264 | 2 | (3) | 1 | (3) | Federal..... | 2 | 1,200,270 | 1 | 1,097,975 | 1 | 102,295 |
| State..... | 11 | 1,176,012 | 10 | (3) | 1 | (3) | State..... | 11 | | 7 | | 4 | |
| County or township..... | 21 | 2,132,296 | 15 | 1,908,672 | 6 | 223,624 | County or township..... | 28 | 2,404,426 | 20 | 2,406,790 | 8 | 57,630 |
| Municipal..... | 10 | 1,088,283 | 10 | 983,879 | 0 | 104,404 | Municipal..... | 30 | 3,848,087 | 20 | 3,104,100 | 10 | 683,927 |
| All business under general contract or directly for owners..... | 87 | 15,538,280 | 58 | 13,510,617 | 29 | 2,018,663 | All business under general contract or directly for owners..... | 111 | 27,143,893 | 82 | 24,150,878 | 20 | 2,987,016 |
| Building..... | 67 | 10,443,739 | 30 | 8,819,115 | 28 | 1,624,624 | Building..... | 87 | 20,823,050 | 68 | 17,946,127 | 20 | 2,879,923 |
| Distribution not reported..... | 5 | 429,373 | 3 | 337,297 | 2 | 92,081 | Distribution not reported..... | 3 | 394,712 | 1 | 357,100 | 1 | 37,612 |
| Distributed by class..... | 62 | 10,014,361 | 30 | 8,481,818 | 26 | 1,532,543 | Distributed by class..... | 84 | 20,428,338 | 56 | 17,589,027 | 28 | 2,830,311 |
| Commercial..... | 26 | 2,083,751 | 15 | 1,848,908 | 11 | 234,843 | Commercial..... | 39 | 5,310,122 | 29 | 4,872,473 | 10 | 437,649 |
| Educational..... | 15 | 1,095,598 | 5 | 842,433 | 10 | 253,136 | Educational..... | 13 | 975,050 | 8 | 798,693 | 5 | 170,957 |
| Hospital and institutional..... | 5 | 63,130 | 3 | (3) | 2 | (3) | Hotel..... | 6 | 193,357 | 1 | (3) | 5 | (3) |
| Manufacturing..... | 18 | 3,018,997 | 9 | 2,054,512 | 9 | 364,495 | Hospital and institutional..... | 10 | 1,125,075 | 4 | 758,494 | 6 | 360,581 |
| Public: Courts, jails, etc..... | 3 | 1,200 | 3 | (3) | 3 | 1,200 | Manufacturing..... | 17 | 4,970,042 | 10 | 4,762,030 | 7 | 188,612 |
| Religious and memorial..... | 11 | 121,270 | 6 | 103,713 | 5 | 12,557 | Public: Courts, jails, etc..... | 5 | 186,172 | 2 | (3) | 3 | (3) |
| Residential..... | 50 | 3,070,345 | 28 | 2,492,313 | 22 | 578,032 | Religious and memorial..... | 12 | 511,933 | 8 | 490,704 | 4 | 21,144 |
| Social and recreational..... | 5 | 46,156 | 2 | (3) | 3 | (3) | Residential..... | 64 | 5,721,616 | 45 | 4,828,065 | 19 | 895,551 |
| Air transport..... | 2 | | 1 | | 1 | | Social and recreational..... | 8 | 217,538 | 6 | (3) | 2 | (3) |
| Rail and water transportation..... | 1 | 29,832 | 1 | (3) | 1 | (3) | Air transport..... | 1 | 93,800 | 1 | 93,226 | 3 | 634 |
| Miscellaneous ²³ | 11 | 484,112 | 9 | (3) | 2 | (3) | Rail and water transportation..... | 6 | 3,530 | 3 | (3) | 0 | 834 |
| Highway and street..... | 13 | 1,797,985 | 13 | 1,797,985 | 1 | (3) | Miscellaneous..... | 13 | 1,123,371 | 7 | 583,013 | 0 | 540,358 |
| Public works and utilities..... | 10 | 3,134,148 | 15 | (3) | 1 | (3) | Highway and street..... | 16 | 3,610,791 | 16 | 3,610,791 | | |
| Distribution not reported..... | 2 | 373,629 | 2 | 373,629 | | | Railroad and car line ²⁴ | 6 | 198,206 | 6 | 198,200 | | |
| Distributed by class..... | 14 | 2,760,519 | 13 | (3) | 1 | (3) | Public works and utilities..... | 21 | 2,811,846 | 18 | 2,401,764 | 3 | 110,062 |
| Bridge, tunnel, etc..... | 5 | 1,590,394 | 5 | 1,590,394 | | | Distribution not reported..... | 1 | 36,800 | 1 | | 1 | 36,800 |
| Central station, light and power plant..... | 3 | 409,575 | 2 | (3) | 1 | (3) | Distributed by class..... | 20 | 2,474,950 | 18 | 2,401,754 | 2 | 73,196 |
| Sewage disposal and drainage..... | 8 | 540,016 | 8 | 540,016 | | | Bridge, tunnel, etc..... | 0 | 605,918 | 5 | (3) | 1 | (3) |
| Other classes ²⁵ | 0 | 214,544 | 0 | 214,544 | | | Central station, light, and power plant..... | 3 | 403,993 | 3 | 403,993 | | |
| Water power development..... | 1 | | 1 | | | | Dock, pier, retaining wall, etc..... | 4 | 144,743 | 4 | 144,743 | | |
| Air transport work..... | 1 | 162,408 | 1 | (3) | | | Sewage disposal and drainage..... | 5 | 933,415 | 5 | 933,415 | | |
| Miscellaneous..... | 1 | | 1 | | | | Water supply..... | 3 | 276,028 | 3 | 275,028 | | |
| All business under subcontract..... | 62 | 5,090,804 | 5 | 204,642 | 57 | 4,895,162 | Other classes ²⁶ | 4 | 111,853 | 3 | (3) | 1 | (3) |
| Distribution not reported..... | 2 | 511,215 | | | 2 | 511,215 | All business under subcontract..... | 77 | 8,979,745 | 0 | 408,962 | 71 | 8,570,783 |
| Distributed by class..... | 60 | 4,583,589 | 5 | 204,642 | 55 | 4,383,947 | Distribution not reported..... | 2 | 72,307 | 2 | | 2 | 72,307 |
| Electrical..... | 6 | 177,109 | | | 6 | 177,109 | Distributed by class..... | 75 | 8,907,348 | 6 | 408,962 | 69 | 8,498,386 |
| Heating and plumbing..... | 33 | 1,011,100 | | | 33 | 1,011,100 | Concrete and masonry..... | 6 | 307,151 | 1 | (3) | 5 | (3) |
| Heating and pipe covering..... | 14 | 291,411 | | | 14 | 291,411 | Electrical..... | 10 | 567,875 | | | 10 | 567,875 |
| Plumbing..... | 16 | 373,176 | | | 16 | 373,176 | Heating and plumbing..... | 20 | 1,288,744 | | | 20 | 1,288,744 |
| Plumbing and heating combined..... | 3 | 341,513 | | | 3 | 341,513 | Heating and pipe covering..... | 14 | 711,033 | | | 14 | 711,033 |
| Masonry..... | 4 | 211,973 | | | 4 | 211,973 | Plumbing..... | 8 | 306,435 | | | 8 | 306,435 |
| Painting and decorating..... | 3 | 236,500 | | | 3 | 236,500 | Plumbing and heating combined..... | 4 | 271,276 | | | 4 | 271,276 |
| Glass and glazing..... | 3 | 84,347 | | | 3 | 84,347 | Marble and tiling..... | 0 | 1,042,193 | | | 0 | 1,042,193 |
| Plastering and lathing..... | 4 | 267,852 | | | 4 | 267,852 | Painting and decorating..... | 4 | 235,062 | | | 4 | 235,062 |
| Roofing and sheet-metal work..... | 13 | 538,924 | | | 13 | 538,924 | Glass and glazing..... | 2 | | | | 2 | |
| Roofing..... | 6 | 222,204 | | | 6 | 222,204 | Plastering and lathing..... | 3 | 508,113 | | | 3 | 508,113 |
| Sheet-metal work..... | 7 | 316,720 | | | 7 | 316,720 | Roofing and sheet-metal work..... | 18 | 1,364,565 | | | 18 | 1,364,565 |
| Steel erection..... | 4 | 520,903 | 1 | (3) | 3 | (3) | Roofing..... | 7 | 304,824 | | | 7 | 304,824 |
| Stone work..... | 3 | 78,863 | | | 3 | 78,863 | Sheet-metal work..... | 7 | 231,075 | | | 7 | 231,075 |
| Marble and tiling..... | 4 | 440,252 | | | 4 | 440,252 | Roofing and sheet metal combined..... | 4 | 828,666 | | | 4 | 828,666 |
| Excavating..... | 4 | 122,339 | | | 4 | 122,339 | Metal work n. e. s..... | 3 | 280,773 | | | 3 | 280,773 |
| Ornamental iron work..... | 3 | 700,501 | | | 3 | 700,501 | Highway..... | 1 | | | | 1 | |
| Other classes ²⁷ | 4 | 197,926 | 1 | (3) | 3 | (3) | Grading..... | 2 | 257,957 | 1 | 257,957 | | |

¹ Value omitted in order to avoid revealing individual operations. The amounts omitted are, however, included in the respective totals.
²³ Includes 2 general contracting establishments reporting hotel work.
²⁴ Includes establishments reporting the following lines of work: General contractors: River and harbor improvement, 1; water supply, 4; and miscellaneous, 1.
²⁵ Includes establishments reporting the following lines of work: General contractors: Highway, 1; Subcontractors: Concrete, 1; and flooring, n. e. s., 1.
²⁶ Includes 2 establishments reporting miscellaneous work.
²⁷ Includes establishments reporting the following lines of work: General contractors: Flood control, irrigation, and land drainage, 1; refuse-disposal plant, 1; river and harbor improvement, 1; Subcontractors: Refuse-disposal plant, 1.
²⁸ Includes establishments reporting the following lines of work: General contractors: Excavating, 1; sewer, gas, water, conduit, 1; and power-plant work, 1; Subcontractors: Carpentering, 2; elevator construction, 2; wrecking, 1; street paving, 1; and rental of equipment, trucking, etc., 1.

CONSTRUCTION—OHIO

945

TABLE 2.—CONSTRUCTION BUSINESS OF REPORTING ESTABLISHMENTS DURING 1929, BY CLASS OF OWNERSHIP AND BY TYPE OF WORK—Continued

| CLASS OF OWNERSHIP AND TYPE OF CONSTRUCTION WORK | CONSTRUCTION BUSINESS REPORTED BY— | | | | | | CLASS OF OWNERSHIP AND TYPE OF CONSTRUCTION WORK | CONSTRUCTION BUSINESS REPORTED BY— | | | | | | | |
|-----------------------------------------------------------------|------------------------------------|-----------------------|---------------------|----------------------|------------------|-----------------------------|-----------------------------------------------------------------------|------------------------------------|----------------------|---------------------|----------------------|------------------|-----------|---|---------|
| | All classes of establishments | | General contractors | | Subcontractors | | | All classes of establishments | | General contractors | | Subcontractors | | | |
| | Number reporting | Value | Number reporting | Value | Number reporting | Value | | Number reporting | Value | Number reporting | Value | Number reporting | Value | | |
| YOUNGSTOWN | | | | | | YOUNGSTOWN—Continued | | | | | | | | | |
| All construction business..... | 92 | Dollars 15,929,949 | 56 | Dollars 9,848,711 | 36 | Dollars 6,081,238 | All business under general contract or directly for owners—Continued. | | | | | | | | |
| Distribution not reported..... | 1 | 125,000 | | | 1 | 125,000 | Highway and street..... | 13 | Dollars 1,916,896 | 13 | Dollars 1,916,896 | | Dollars | | Dollars |
| Distributed by class of ownership..... | | | | | | | Railroad and car line..... | 3 | 166,445 | 3 | 166,445 | | | | |
| Private..... | 77 | 9,518,834 | 43 | 5,391,433 | 34 | 4,157,401 | Public works and utilities..... | 7 | 1,267,148 | 7 | 1,267,148 | | | | |
| Quasi public..... | 24 | 2,027,834 | 8 | 1,011,591 | 16 | 1,036,243 | Bridge, tunnel, etc..... | 4 | 332,829 | 4 | 332,829 | | | | |
| Public..... | 30 | 4,258,281 | 24 | 3,475,687 | 16 | 782,594 | Sewage disposal and drainage..... | 3 | 676,404 | 3 | 676,404 | | | | |
| Distribution not reported..... | 3 | 302,358 | 1 | 228,710 | 2 | 73,648 | Other classes ²² | 3 | 257,915 | 3 | 257,915 | | | | |
| Distributed by class of public ownership..... | | | | | | | Other classes ²³ | 4 | 1,577,463 | 3 | (?) | 1 | (?) | | (?) |
| Federal..... | 36 | 3,955,923 | 23 | 3,246,977 | 13 | 708,946 | All business under subcontract..... | 42 | 4,223,931 | 7 | 102,826 | 35 | 4,121,105 | | |
| State..... | 10 | 725,865 | 6 | 639,714 | 4 | 86,151 | Carpentering and wood flooring..... | 3 | 18,932 | 2 | (?) | 1 | (?) | | (?) |
| County or township..... | 16 | 960,365 | 11 | 829,902 | 5 | 130,463 | Concreting..... | 3 | 53,840 | 3 | 53,840 | | | | |
| Municipal..... | 20 | 2,269,693 | 13 | 1,777,361 | 7 | 402,332 | Electrical..... | 6 | 271,417 | | | 6 | 271,417 | | |
| All business under general contract or directly for owners..... | 68 | 11,706,018 | 56 | 9,745,855 | 12 | 1,960,133 | Heating and plumbing..... | 25 | 1,855,431 | | | 25 | 1,855,431 | | |
| Building..... | 49 | 6,778,080 | 38 | 6,130,250 | 11 | 647,807 | Heating and piping ²⁴ | 15 | 986,174 | | | 15 | 986,174 | | |
| Distribution not reported..... | 2 | 1,318,399 | 1 | 1,291,645 | 1 | 26,454 | Plumbing..... | 10 | 869,257 | | | 10 | 869,257 | | |
| Distributed by class..... | | | | | | | Painting and decorating..... | 4 | 312,513 | | | 4 | 312,513 | | |
| Commercial..... | 26 | 1,022,997 | 10 | 850,622 | 7 | 172,475 | Plastering, marble, and tiling..... | 4 | 896,506 | | | 4 | 896,506 | | |
| Educational..... | 8 | 387,984 | 5 | 364,484 | 3 | 23,500 | Roofing and sheet-metal work..... | 8 | 268,866 | 1 | (?) | 7 | 268,866 | 1 | (?) |
| Hospital and institutional..... | 3 | 730,900 | 2 | (?) | 1 | (?) | Roofing..... | 4 | 100,053 | 1 | (?) | 3 | 100,053 | 1 | (?) |
| Manufacturing..... | 8 | 1,124,642 | 7 | (?) | 1 | (?) | Sheet-metal work..... | 4 | 168,813 | | | 4 | 168,813 | | |
| Religious and memorial..... | 12 | 315,050 | 7 | 200,021 | 5 | 15,429 | Steel erection..... | 3 | 245,391 | 1 | (?) | 2 | (?) | | (?) |
| Residential..... | 36 | 1,548,170 | 26 | 1,211,931 | 10 | 336,239 | Metal work, n. e. s..... | 3 | 261,195 | | | 3 | 261,195 | | |
| Social and recreational..... | 5 | 275,666 | 4 | (?) | 1 | (?) | Other classes ²⁵ | 5 | 39,840 | 5 | 39,840 | | | | |
| Other classes ²¹ | 7 | 48,268 | 6 | (?) | 2 | (?) | | | | | | | | | |

¹ Value omitted in order to avoid revealing individual operations. The amounts omitted are, however, included in the respective totals.
²⁰ Value reported by general contractor included in corresponding item for subcontractors, but this amount is not included in total for all subcontractors.
²¹ Includes establishments reporting the following lines of work: General contractors: Public: Courts, jails, etc., 1; rail and water transportation, 1; and miscellaneous, n. e. s., 3; Subcontractors: Hotel, 1; and Public: Courts, jails, etc., 1.
²² Includes establishments reporting the following lines of work: General contractors: Water-power development, 1; and miscellaneous, n. e. s., 2; Subcontractors: Automatic sprinkler systems, 1.
²³ Includes 2 establishments reporting pipe covering and 1 plumbing and heating combined.
²⁴ Includes establishments reporting the following lines of work: Masonry, 1; stone work, 1; excavating, 2; and foundation, 1.

CONSTRUCTION—OHIO

TABLE 3.—CONSTRUCTION BUSINESS DURING 1929, BY LOCATION

Table with columns for Classification of Establishments, Establishments reporting, Total, In home city, In home State, and Outside home State. The table is organized into sections for OHIO, CANTON, CINCINNATI, and CLEVELAND, with detailed sub-sections for various construction activities like Operative builders, General contractors, Subcontractors, etc.

1 Includes foundation; air transport; and oil pipe line construction.
2 Includes highway; grading, street paving, and power plant.
3 Includes sewer, gas, water and conduit; and air transport work.
4 Includes metal work, n. e. s.
5 Includes masonry; and excavating.
6 Includes operative builders.
7 Includes street paving; and air transport work.

8 Includes masonry; plastering; marble and tiling; and flooring, n. e. s.
9 Includes bridge and culvert; grading; waterworks; and railroad.
10 Includes pipe covering; and automatic temperature control.
11 Includes ornamental iron work.
12 Includes glass and glazing; wrecking; excavating; and soundproofing.
13 Includes grading; waterworks; and foundation.

CONSTRUCTION—OHIO

947

TABLE 3.—CONSTRUCTION BUSINESS DURING 1929, BY LOCATION—Continued

| CLASSIFICATION OF ESTABLISHMENTS | Establishments reporting | Total | In home city | In home State | Outside home State | CLASSIFICATION OF ESTABLISHMENTS | Establishments reporting | Total | In home city | In home State | Outside home State |
|---------------------------------------|--------------------------|------------|--------------|---------------|--------------------|---------------------------------------|--------------------------|------------|--------------|---------------|--------------------|
| | | | | | | | | | | | |
| CLEVELAND—Continued. | | | | | | DAYTON—Continued. | | | | | |
| Subcontractors—Continued. | | | | | | Subcontractors—Continued. | | | | | |
| Roofing and sheet metal combined | 3 | 1,437,160 | 777,092 | 1,292,420 | 144,740 | Painting and decorating | 3 | 220,831 | 145,831 | 220,831 | ----- |
| Steel erection | 3 | 820,053 | 609,053 | 820,053 | ----- | Plastering and lathing | 4 | 207,852 | 178,341 | 267,852 | ----- |
| Marble and tiling | 14 | 2,187,608 | 1,881,657 | 2,145,028 | 42,580 | Roofing and sheet-metal work | 9 | 594,707 | 574,797 | 594,797 | ----- |
| Excavating | 3 | 696,835 | 529,827 | 609,833 | ----- | Roofing | 5 | 319,024 | 290,024 | 319,024 | ----- |
| Metal work, n. e. s. | 3 | 506,916 | 275,485 | 336,208 | 180,708 | Sheet-metal work | 5 | 275,773 | 275,773 | 275,773 | ----- |
| Other classes ¹⁴ | 9 | 1,138,958 | 500,909 | 1,046,182 | 92,776 | Steel erection ¹⁵ | 1 | 1,430,980 | 876,000 | 1,423,980 | 7,000 |
| COLUMBUS | | | | | | DAYTON | | | | | |
| Operative builders | 135 | 25,378,828 | 13,263,554 | 19,378,880 | 6,001,938 | Marble and tiling | 7 | 567,863 | 557,723 | 567,863 | ----- |
| Operative builders | 4 | 182,901 | 182,901 | 182,901 | ----- | Other classes ¹⁶ | 4 | 601,343 | 443,981 | 570,300 | 31,043 |
| General contractors | 70 | 10,880,985 | 8,904,318 | 13,342,203 | 3,547,782 | TOLEDO | | | | | |
| Building | 45 | 11,150,222 | 7,059,192 | 9,155,480 | 1,994,742 | Operative builders | 163 | 34,550,169 | 24,072,409 | 30,171,937 | 4,378,282 |
| Building not specialized | 34 | 10,344,699 | 6,479,796 | 8,349,957 | 1,994,742 | Operative builders | 5 | 400,275 | 400,275 | 400,275 | ----- |
| Residential building only | 11 | 805,523 | 579,336 | 835,723 | ----- | General contractors | 74 | 23,640,530 | 10,896,033 | 22,013,940 | 1,635,590 |
| Highway | 7 | 1,177,886 | 431,743 | 835,358 | 191,028 | Building | 49 | 17,794,850 | 14,560,078 | 17,037,268 | 157,591 |
| Street paving | 5 | 1,075,610 | 759,819 | 1,073,610 | ----- | Building not specialized | 33 | 15,945,244 | 12,736,239 | 15,795,202 | 150,042 |
| Waterworks | 0 | 1,213,623 | 97,912 | 808,030 | 405,494 | Residential building only | 16 | 1,849,615 | 1,773,789 | 1,842,086 | 7,549 |
| Railroad | 4 | 1,824,422 | 623,712 | 1,038,894 | 785,528 | Highway | 9 | 2,748,743 | 702,279 | 2,261,465 | 547,278 |
| Other classes ¹⁸ | 3 | 450,922 | 22,000 | 282,922 | 168,000 | Sewer, gas, water, conduit | 5 | 908,001 | 822,113 | 908,001 | ----- |
| Subcontractors | 61 | 8,305,042 | 4,091,335 | 5,851,750 | 2,454,186 | Other classes ¹⁹ | 7 | 1,230,010 | 455,537 | 800,180 | 384,730 |
| Concrete ¹⁶ | 4 | 270,923 | 74,852 | 240,923 | 30,000 | Subcontractors | 84 | 10,500,355 | 6,776,101 | 7,757,722 | 2,742,633 |
| Electrical | 7 | 580,970 | 377,884 | 495,570 | 85,400 | Concrete and masonry | 0 | 398,237 | 387,771 | 398,657 | ----- |
| Heating and plumbing | 20 | 2,281,136 | 1,709,433 | 2,251,100 | 20,075 | Electrical | 12 | 939,630 | 801,755 | 842,618 | 96,612 |
| Heating and piping ¹⁷ | 11 | 1,715,083 | 1,284,968 | 1,685,108 | 20,075 | Heating and plumbing | 24 | 2,842,040 | 2,154,449 | 2,623,275 | 219,305 |
| Plumbing | 9 | 566,052 | 421,466 | 566,052 | ----- | Heating and pipe covering | 14 | 2,124,758 | 1,436,567 | 1,905,393 | 219,305 |
| Painting and decorating | 3 | 162,313 | 102,313 | 162,313 | ----- | Plumbing | 6 | 427,598 | 427,598 | 427,598 | ----- |
| Glass and glazing | 3 | 280,123 | 150,797 | 176,223 | 109,900 | Plumbing and heating combined | 4 | 290,284 | 290,284 | 290,284 | ----- |
| Roofing and sheet-metal work | 2 | 798,331 | 520,343 | 749,381 | 28,000 | Painting and decorating | 8 | 343,911 | 341,680 | 343,911 | ----- |
| Roofing | 3 | 242,434 | 111,777 | 214,434 | 28,000 | Plastering and lathing | 3 | 608,113 | 508,113 | 508,113 | ----- |
| Roofing and sheet metal combined | 5 | 525,047 | 417,566 | 525,047 | ----- | Roofing and sheet-metal work | 13 | 1,653,000 | 1,524,745 | 1,565,412 | 88,488 |
| Metal work, n. e. s. ¹⁸ | 0 | 2,474,780 | 323,602 | 650,083 | 1,824,706 | Roofing | 8 | 754,447 | 631,332 | 609,979 | 84,408 |
| Marble, tiling, and plastering | 0 | 759,907 | 474,125 | 471,262 | 88,705 | Roofing and sheet metal combined | 5 | 899,453 | 893,413 | 895,433 | 4,020 |
| Other classes ¹⁹ | 4 | 721,341 | 287,086 | 409,841 | 257,500 | Marble and tiling | 7 | 438,760 | 377,293 | 416,677 | 22,083 |
| DAYTON | | | | | | YOUNGSTOWN | | | | | |
| General contractors ⁸ | 57 | 13,488,012 | 8,171,184 | 11,030,017 | 2,402,895 | General contractors ⁸ | 51 | 6,044,100 | 4,664,572 | 5,826,053 | 1,118,043 |
| Building | 34 | 8,617,151 | 6,470,785 | 8,675,151 | 42,000 | Building | 30 | 5,170,345 | 4,199,500 | 4,627,703 | 548,642 |
| Building not specialized ⁹ | 23 | 7,185,708 | 5,843,213 | 7,143,708 | 42,000 | Building not specialized ⁹ | 20 | 4,520,381 | 3,552,632 | 3,980,739 | 548,642 |
| Commercial building only | 3 | 177,155 | 177,155 | 177,155 | ----- | Residential building only | 10 | 646,964 | 646,964 | 646,964 | ----- |
| Residential building only | 8 | 1,254,288 | 451,417 | 1,254,288 | ----- | Highway and grading | 9 | 1,181,147 | 208,677 | 703,425 | 477,722 |
| Highway | 4 | 815,339 | ----- | 333,000 | 1,080,310 | Railroad | 3 | 214,686 | 125,320 | 199,055 | 15,021 |
| Bridge and culvert | 4 | 2,013,310 | 183,000 | 1,349,367 | 88,705 | Other classes ²⁴ | 3 | 371,928 | 130,970 | 295,270 | 76,683 |
| Street paving | 2 | 1,349,307 | 934,436 | 1,349,367 | ----- | Subcontractors | 34 | 5,602,668 | 2,935,614 | 3,886,443 | 1,616,125 |
| Sewer, gas, water, conduit | 7 | 693,745 | 576,903 | 693,745 | ----- | Electrical | 7 | 689,789 | 572,522 | 583,789 | 6,000 |
| Subcontractors | 72 | 6,793,206 | 5,231,127 | 6,755,163 | 38,043 | Heating and plumbing | 14 | 2,843,691 | 1,250,074 | 1,773,138 | 1,070,563 |
| Electrical | 5 | 412,336 | 412,336 | 412,336 | ----- | Heating and piping ¹⁷ | 0 | 925,149 | 775,149 | 925,149 | ----- |
| Heating and plumbing | 30 | 2,947,818 | 1,763,782 | 2,347,818 | ----- | Plumbing | 8 | 1,918,642 | 483,925 | 847,930 | 1,070,563 |
| Heating and piping | 0 | 597,205 | 597,205 | 597,205 | ----- | Painting and decorating | 4 | 334,848 | 329,848 | 334,848 | ----- |
| Plumbing | 21 | 1,439,100 | 1,070,640 | 1,439,100 | ----- | Plastering, marble, and tiling | 4 | 896,506 | 497,744 | 679,088 | 217,418 |
| Plumbing and heating combined | 3 | 341,513 | 125,887 | 341,513 | ----- | Other classes ²⁵ | 5 | 837,734 | 276,426 | 515,580 | 322,154 |
| Masonry and stone work | 0 | 349,336 | 278,336 | 349,336 | ----- | | | | | | |

⁸ Includes operative builders.

¹⁴ Includes carpentering; glass and glazing; street paving; soundproofing; and flooring, n. e. s.

¹⁵ Includes bridge and culvert; and sewer, gas, water, and conduit.

¹⁶ Includes stone work and masonry.

¹⁷ Includes plumbing and heating combined.

¹⁸ Includes elevator construction; and ornamental iron work.

¹⁹ Includes carpentering and wood flooring; flooring, n. e. s.; excavating; and highway.

²⁰ Includes ornamental iron; and metal work, n. e. s.

²¹ Includes glass and glazing; excavating; power-plant work; and flooring, n. e. s.

²² Includes bridge and culvert; central station, light, and power plant; grading; waterworks; and dredging, river and harbor.

²³ Includes carpentering; elevator construction; glass and glazing; street paving; wrecking; metal work, n. e. s. and flooring, n. e. s.

²⁴ Includes bridge and culvert; street paving; and sewer, gas, water, and conduit.

²⁵ Includes carpentering; sheet-metal work; steel erection; and ornamental iron work.

CONSTRUCTION—OHIO

TABLE 4.—CONSTRUCTION BUSINESS OUTSIDE HOME STATE, BY LOCATION

| STATE OR COUNTRY | LOCATION REPORTED BY— | | | STATE OR COUNTRY | LOCATION REPORTED BY— | | |
|------------------------------------------|-------------------------------|---------------------|----------------|------------------------------------------|-------------------------------|---------------------|----------------|
| | All classes of establishments | General contractors | Subcontractors | | All classes of establishments | General contractors | Subcontractors |
| OHIO | | | | CINCINNATI—Continued | | | |
| Total distributed by State or country 1. | \$74,469,318 | \$66,758,043 | \$17,711,275 | Total distributed by State—Continued. | | | |
| Alabama | 756,001 | 635,788 | 120,213 | Virginia | \$2,200 | | \$2,200 |
| Arizona | 1,251 | | 1,251 | West Virginia | 410,041 | \$68,237 | 347,804 |
| California | 26,388 | | 26,388 | Wisconsin | 13,444 | | 13,444 |
| Colorado | 278,027 | 252,432 | 21,195 | Other States (n. s.) | 214,055 | 28,800 | 185,255 |
| Connecticut | 105,996 | 3,082 | 102,914 | CLEVELAND | | | |
| Delaware | 139,540 | 120,068 | 19,472 | Total distributed by State or country 1. | 37,330,634 | 33,734,160 | 3,596,474 |
| District of Columbia | 127,442 | | 127,442 | Alabama | 174,780 | 115,108 | 59,672 |
| Florida | 87,512 | | 87,512 | California | 20,000 | | 20,000 |
| Georgia | 579,920 | 482,739 | 97,181 | Colorado | 20,825 | | 20,825 |
| Illinois | 9,343,241 | 8,220,093 | 1,117,248 | Connecticut | 58,375 | 3,082 | 55,293 |
| Indiana | 5,545,547 | 4,604,596 | 880,951 | District of Columbia | 28,873 | | 28,873 |
| Iowa | 42,478 | | 42,478 | Florida | 28,555 | | 28,555 |
| Kansas | 943,013 | 927,723 | 15,800 | Georgia | 48,441 | | 48,441 |
| Kentucky | 1,832,501 | 1,414,802 | 467,699 | Illinois | 8,140,457 | 7,735,900 | 410,548 |
| Louisiana | 317,310 | 293,445 | 23,865 | Indiana | 1,889,206 | 1,808,967 | 86,239 |
| Maine | 53,069 | | 53,069 | Kentucky | 150,122 | | 150,122 |
| Maryland | 1,125,813 | 6,841,202 | 284,011 | Maine | 53,069 | | 53,069 |
| Massachusetts | 751,413 | 330,433 | 420,980 | Maryland | 6,801,835 | 6,630,200 | 171,629 |
| Michigan | 6,999,051 | 4,734,249 | 2,264,802 | Massachusetts | 188,021 | | 188,021 |
| Minnesota | 74,470 | 4,766 | 37,708 | Michigan | 2,350,814 | 2,103,992 | 246,822 |
| Mississippi | 46,208 | 5,500 | 40,708 | Minnesota | 10,704 | | 10,704 |
| Missouri | 1,372,253 | 1,234,706 | 137,497 | Mississippi | 31,450 | | 31,450 |
| Montana | 2,555 | 2,585 | 300 | Missouri | 515,742 | 500,351 | 15,391 |
| Nebraska | 475,316 | 473,000 | 2,316 | Nebraska | 1,060 | | 1,060 |
| New Hampshire | 4,203 | | 4,203 | New Hampshire | 3,178 | | 3,178 |
| New Jersey | 1,019,170 | 784,270 | 894,894 | New Jersey | 267,205 | 136,025 | 131,180 |
| New Mexico | 57,170 | 40,467 | 16,700 | New York | 5,634,948 | 4,897,204 | 1,037,744 |
| New York | 9,813,074 | 5,925,734 | 3,887,340 | North Carolina | 2,741,899 | 2,725,500 | 16,399 |
| North Carolina | 2,747,717 | 2,725,500 | 22,217 | Oklahoma | 79,023 | | 79,023 |
| North Dakota | 3,000 | | 3,000 | Pennsylvania | 3,281,818 | 2,996,864 | 285,054 |
| Oklahoma | 276,897 | 270,556 | 6,341 | Rhode Island | 2,354 | | 2,354 |
| Oregon | 4,168 | | 4,168 | South Carolina | 3,062 | | 3,062 |
| Pennsylvania | 10,075,218 | 7,021,115 | 3,054,103 | Tennessee | 49,207 | 2,091 | 46,516 |
| Rhode Island | 2,354 | | 2,354 | Texas | 247,047 | 174,545 | 72,502 |
| South Carolina | 547,242 | 543,000 | 4,242 | Virginia | 125,714 | 102,012 | 22,802 |
| Tennessee | 337,510 | 147,790 | 189,726 | Washington | 629,721 | | 629,721 |
| Texas | 358,020 | 280,794 | 77,826 | West Virginia | 1,705,964 | 1,616,717 | 89,247 |
| Utah | 4,700 | | 4,700 | Wisconsin | 870,480 | | 870,480 |
| Vermont | 102,659 | 102,659 | 0 | Other States (n. s.) | 225,851 | 10,000 | 215,851 |
| Virginia | 158,025 | 128,765 | 29,261 | Japan | 466,400 | | 466,400 |
| Washington | 629,721 | 629,721 | 0 | Foreign (n. s.) | 172,428 | | 172,428 |
| West Virginia | 3,802,752 | 2,641,983 | 660,869 | COLUMBUS | | | |
| Wisconsin | 1,162,571 | 1,144,415 | 18,156 | Total distributed by State or country 1. | 6,001,968 | 3,547,782 | 2,454,186 |
| Other States (n. s.) | 4,898,340 | 2,656,006 | 2,242,340 | Colorado | 270 | | 270 |
| Canada | 592,698 | 592,698 | 0 | Connecticut | 548 | | 548 |
| Japan | 466,400 | 466,400 | 0 | District of Columbia | 1,500 | | 1,500 |
| Foreign (n. s.) | 172,428 | | 172,428 | Georgia | 9,000 | | 9,000 |
| AKRON | | | | Illinois | 202,087 | 161,187 | 40,900 |
| Total distributed by State 1. | 19,650 | | 19,650 | Indiana | 585,627 | 308,107 | 277,520 |
| Indiana | 7,000 | | 7,000 | Iowa | 438 | | 438 |
| Pennsylvania | 11,400 | | 11,400 | Kansas | 50,890 | 48,000 | 2,890 |
| West Virginia | 250 | | 250 | Kentucky | 42,400 | | 42,400 |
| Other States (n. s.) | 1,000 | | 1,000 | Louisiana | 55 | | 55 |
| CANTON | | | | Massachusetts | 328,218 | 208,177 | 32,039 |
| Total distributed by State 1. | 373,213 | 357,000 | 16,213 | Michigan | 505,698 | 462,281 | 43,412 |
| Michigan | 165,520 | 165,520 | | Mississippi | 5,193 | | 5,193 |
| New York | 61,381 | 61,381 | | Missouri | 121,200 | 117,887 | 3,322 |
| Pennsylvania | 16,213 | | 16,213 | New Hampshire | 1,025 | | 1,025 |
| Tennessee | 130,099 | 130,099 | | New Jersey | 5,048 | | 5,048 |
| CINCINNATI | | | | New Mexico | 16,700 | | 16,700 |
| Total distributed by State 1. | 3,584,286 | 1,455,132 | 2,129,154 | New York | 109,907 | 93,076 | 13,831 |
| Alabama | 36,877 | | 36,877 | North Carolina | 1,000 | | 1,000 |
| California | 6,388 | | 6,388 | Oklahoma | 12,000 | | 12,000 |
| Delaware | 3,043 | | 3,043 | Pennsylvania | 400,674 | 254,300 | 146,674 |
| Florida | 58,567 | | 58,567 | Tennessee | 16,000 | | 16,000 |
| Illinois | 67,927 | | 67,927 | Virginia | 2,259 | | 2,259 |
| Indiana | 337,584 | 271,283 | 66,301 | West Virginia | 248,950 | 203,283 | 45,667 |
| Iowa | 12,040 | | 12,040 | Wisconsin | 274,508 | 274,508 | 0 |
| Kansas | 172,776 | 150,776 | 22,000 | Other States (n. s.) | 2,470,763 | 724,277 | 1,746,486 |
| Kentucky | 996,424 | 615,197 | 381,227 | Canada | 592,999 | | 592,999 |
| Louisiana | 23,772 | | 23,772 | DAYTON | | | |
| Michigan | 8,548 | | 8,548 | Total distributed by State 1. | 2,440,938 | 2,402,895 | 38,043 |
| Mississippi | 1,065 | | 1,065 | Delaware | 126,058 | 126,058 | 0 |
| Missouri | 346,135 | 307,625 | 38,510 | Indiana | 169,486 | 151,000 | 18,486 |
| New Jersey | 109,212 | | 109,212 | Maryland | 2,921 | | 2,921 |
| New York | 260,408 | | 260,408 | Michigan | 170,000 | 170,000 | 0 |
| North Carolina | 3,400 | | 3,400 | Missouri | 2,000 | | 2,000 |
| North Dakota | 3,000 | | 3,000 | New Jersey | 33,375 | | 33,375 |
| Oregon | 4,168 | | 4,168 | New York | 639,585 | 639,585 | 0 |
| Pennsylvania | 333,467 | 4,214 | 329,253 | New York | 1,221,572 | 1,218,622 | 2,950 |
| Tennessee | 53,721 | | 53,721 | Virginia | 23,255 | | 23,255 |
| Texas | 5,324 | | 5,324 | West Virginia | 47,686 | 41,000 | 6,686 |
| Utah | 4,700 | | 4,700 | Other States (n. s.) | 5,000 | | 5,000 |

See footnotes at end of table.

TABLE 5.—NUMBER AND SALARIES OF PROPRIETORS, FIRM MEMBERS, AND SALARIED EMPLOYEES: 1929—Continued

| CLASSIFICATION OF ESTABLISHMENTS | Establishments reporting | PROPRIETORS AND FIRM MEMBERS | | | SALARIED EMPLOYEES | | | | | | | | Sex not reported | |
|----------------------------------------------|--------------------------|------------------------------|--------------------|-----------------------|------------------------|-----------------------|-----------------------------|-----------------------|--------------------------------|-----------------------|-------------------------|------------|------------------|-----------|
| | | Receiving no salary | Receiving salaries | | All salaried employees | | Officers and clerical staff | | Superintendents, foremen, etc. | | Number reported, by sex | | | |
| | | | Number | Total annual salaries | Total number | Total annual salaries | Number | Total annual salaries | Number | Total annual salaries | Total | Male | | Female |
| DAYTON—Continued. | | | | | | | | | | | | | | |
| Subcontractors..... | 71 | 34 | 20 | \$68,394 | 158 | \$425,456 | 119 | \$311,657 | 39 | \$113,799 | 143 | 111 | 32 | 16 |
| Electrical..... | 5 | 1 | 1 | 5,200 | 11 | 37,960 | 10 | 33,800 | 1 | 4,160 | 11 | 9 | 2 | — |
| Heating and plumbing..... | 30 | 12 | 6 | 25,149 | 63 | 191,578 | 50 | 151,059 | 13 | 40,519 | 62 | 42 | 10 | 11 |
| Heating and piping..... | 6 | — | 2 | 10,341 | 17 | 66,431 | 12 | 49,832 | 5 | 16,599 | 12 | 10 | 2 | 5 |
| Plumbing..... | 21 | 12 | 3 | 11,688 | 37 | 98,577 | 29 | 74,667 | 8 | 23,920 | 31 | 24 | 7 | 6 |
| Plumbing and heating combined..... | 3 | — | 1 | 3,120 | 9 | 26,570 | 9 | 26,570 | — | — | 9 | 8 | 1 | — |
| Masonry and stone work..... | 6 | 2 | 8 | 24,380 | 3 | 6,516 | 2 | 4,248 | 1 | 2,268 | 3 | 3 | — | — |
| Painting and decorating..... | 4 | — | 1 | 1,872 | 13 | 35,546 | 6 | 16,946 | 7 | 18,600 | 13 | 10 | 3 | — |
| Plastering and lathing..... | 4 | — | — | — | 2 | 7,800 | — | — | 2 | 7,800 | 2 | — | — | — |
| Roofing and sheet-metal work..... | 9 | 2 | 3 | 7,836 | 23 | 51,282 | 17 | 39,070 | 6 | 12,212 | 23 | 18 | 5 | — |
| Roofing..... | 5 | 1 | 2 | 4,080 | 13 | 19,670 | 9 | 13,750 | 4 | 5,920 | 13 | 10 | 3 | — |
| Sheet-metal work..... | 4 | 1 | 1 | 3,150 | 10 | 31,612 | 8 | 25,320 | 2 | 6,292 | 10 | 8 | 2 | — |
| Steel erection ¹² | 3 | — | — | — | 17 | 48,295 | 12 | 31,037 | 5 | 17,258 | 17 | 15 | 2 | — |
| Marble and tiling..... | 7 | 5 | 1 | 3,963 | 19 | 35,782 | 15 | 24,800 | 4 | 10,982 | 18 | 11 | 7 | 1 |
| Other classes ¹³ | 3 | — | — | — | 7 | 10,698 | 7 | 10,698 | — | — | 4 | 1 | 3 | 3 |
| TOLEDO..... | 159 | 75 | 48 | 207,356 | 551 | 1,599,097 | 318 | 910,771 | 235 | 689,328 | 530 | 418 | 112 | 21 |
| Operative builders..... | 4 | 3 | — | — | 6 | 16,429 | 3 | 5,460 | 3 | 10,969 | 6 | 6 | — | — |
| General contractors..... | 72 | 44 | 22 | 92,527 | 326 | 1,074,138 | 162 | 539,585 | 164 | 534,553 | 316 | 262 | 54 | 10 |
| Building..... | 47 | 20 | 8 | 29,005 | 224 | 708,528 | 119 | 402,698 | 105 | 395,830 | 214 | 171 | 43 | 10 |
| Building not specialized..... | 30 | 15 | 8 | 29,005 | 199 | 740,681 | 101 | 360,945 | 98 | 379,736 | 193 | 154 | 39 | 6 |
| Residential building only..... | 17 | 14 | — | — | 25 | 57,847 | 18 | 41,753 | 7 | 16,094 | 21 | 17 | 4 | 4 |
| Highway and grading..... | 11 | 6 | 2 | 4,052 | 51 | 180,434 | 24 | 64,566 | 27 | 65,868 | 51 | 44 | 7 | — |
| Street paving..... | 5 | 2 | 5 | 23,450 | 20 | 56,786 | 5 | 19,520 | 15 | 37,266 | 20 | 18 | 2 | — |
| Sewer, gas, water, conduit..... | 4 | 5 | — | — | 20 | 54,164 | 6 | 26,365 | 14 | 27,789 | 20 | 20 | — | — |
| Other classes ¹⁴ | 6 | — | 7 | 36,020 | 11 | 34,236 | 8 | 26,436 | 3 | 7,800 | 11 | 9 | 2 | — |
| Subcontractors..... | 83 | 28 | 26 | 114,829 | 219 | 508,530 | 151 | 365,726 | 68 | 142,804 | 208 | 150 | 58 | 11 |
| Concreting and masonry..... | 6 | 2 | 5 | 17,784 | 10 | 17,241 | 6 | 6,321 | 4 | 10,920 | 10 | 6 | 4 | — |
| Electrical..... | 12 | 5 | 4 | 12,685 | 29 | 84,155 | 22 | 66,458 | 7 | 17,697 | 28 | 22 | 6 | 1 |
| Elevator construction ¹⁵ | 6 | — | — | — | 26 | 37,422 | 5 | 16,935 | 21 | 20,487 | 26 | 22 | 4 | — |
| Heating and plumbing..... | 23 | 10 | 8 | 21,704 | 60 | 143,830 | 51 | 117,896 | 9 | 25,934 | 51 | 32 | 19 | 9 |
| Heating and pipe covering..... | 12 | 5 | 5 | 14,404 | 35 | 88,464 | 31 | 77,002 | 4 | 11,452 | 28 | 18 | 10 | 7 |
| Plumbing..... | 6 | 3 | 2 | 4,600 | 12 | 26,654 | 11 | 24,054 | 1 | 2,600 | 10 | 6 | 4 | 2 |
| Plumbing and heating combined..... | 5 | 2 | 1 | 2,700 | 13 | 28,722 | 9 | 16,840 | 4 | 11,882 | 13 | 8 | 5 | — |
| Painting and decorating..... | 8 | 4 | 1 | 2,600 | 13 | 25,145 | 11 | 21,475 | 2 | 3,070 | 12 | 9 | 3 | 1 |
| Plastering and lathing..... | 3 | 1 | 1 | 24,006 | 7 | 14,955 | 6 | 10,865 | 1 | 4,000 | 7 | 6 | 1 | — |
| Roofing and sheet-metal work..... | 13 | 1 | 6 | 26,450 | 43 | 108,326 | 31 | 77,746 | 12 | 30,580 | 43 | 31 | 12 | — |
| Roofing..... | 8 | 1 | 5 | 21,450 | 27 | 69,371 | 19 | 47,131 | 8 | 22,240 | 27 | 19 | 8 | — |
| Roofing and sheet metal combined..... | 5 | — | 1 | 5,000 | 16 | 38,955 | 12 | 30,615 | 4 | 8,340 | 16 | 12 | 4 | — |
| Marble and tiling..... | 8 | 3 | 1 | 9,600 | 17 | 49,168 | 14 | 38,642 | 3 | 10,526 | 17 | 10 | 7 | — |
| Other classes ¹⁶ | 5 | — | — | — | 14 | 28,288 | 5 | 9,388 | 9 | 18,900 | 14 | 12 | 2 | — |
| YOUNGSTOWN..... | 89 | 45 | 33 | 93,277 | 250 | 722,240 | 150 | 441,886 | 100 | 290,330 | 241 | 198 | 43 | 9 |
| General contractors ¹⁷ | 54 | 38 | 13 | 38,696 | 131 | 391,040 | 62 | 209,112 | 69 | 181,928 | 125 | 110 | 15 | 6 |
| Building..... | 36 | 24 | 6 | 19,796 | 65 | 216,602 | 40 | 147,727 | 25 | 68,935 | 59 | 49 | 10 | 6 |
| Building not specialized ¹⁸ | 26 | 15 | 3 | 10,556 | 62 | 212,543 | 39 | 146,608 | 23 | 65,935 | 56 | 47 | 9 | 6 |
| Residential building only..... | 10 | 9 | 3 | 9,240 | 3 | 4,119 | 1 | 1,119 | 2 | 3,000 | 3 | 2 | 1 | — |
| Highway..... | 8 | 5 | 6 | 15,300 | 21 | 59,920 | 11 | 34,895 | 10 | 25,031 | 21 | 19 | 2 | — |
| Bridge, culvert and railroad..... | 4 | 4 | 2 | 3,600 | 13 | 27,709 | 5 | 16,095 | 8 | 11,614 | 13 | 12 | 1 | — |
| Sewer, gas, water, conduit..... | 3 | 5 | — | — | 17 | 40,026 | 2 | 2,095 | 15 | 37,931 | 17 | 16 | 1 | — |
| Other classes ¹⁹ | 3 | — | — | — | 15 | 46,717 | 4 | 8,300 | 11 | 38,417 | 15 | 14 | 1 | — |
| Subcontractors..... | 35 | 7 | 20 | 59,581 | 119 | 331,206 | 88 | 232,774 | 31 | 98,432 | 116 | 88 | 28 | 3 |
| Electrical..... | 7 | 2 | 5 | 15,635 | 17 | 36,453 | 9 | 15,045 | 8 | 20,808 | 17 | 12 | 5 | — |
| Heating and plumbing..... | 16 | 3 | 10 | 24,746 | 66 | 182,883 | 48 | 120,278 | 18 | 62,605 | 64 | 47 | 17 | 2 |
| Heating and piping ²⁰ | 7 | — | 2 | 5,200 | 27 | 85,501 | 21 | 65,891 | 6 | 19,610 | 27 | 19 | 8 | — |
| Plumbing..... | 9 | 3 | 8 | 19,546 | 39 | 97,382 | 27 | 54,387 | 12 | 42,995 | 37 | 28 | 9 | 2 |
| Painting and decorating..... | 3 | 2 | 2 | 6,900 | 6 | 13,450 | 16 | 13,450 | — | — | 6 | 6 | — | — |
| Plastering, marble and tiling..... | 4 | — | 2 | 8,400 | 14 | 53,347 | 12 | 48,387 | 2 | 4,900 | 13 | 9 | 4 | 1 |
| Other classes ²¹ | 5 | — | 1 | 3,900 | 16 | 45,073 | 13 | 35,014 | 3 | 10,059 | 16 | 14 | 2 | — |

¹ Includes operative builders.
² Includes metal work, n. e. s.
³ Includes glass and glazing; excavating; and flooring, n. e. s.
⁴ Includes bridge and culvert; water works; dredging, river, harbor, etc.; and central station, light and power plant.
⁵ Includes ornamental iron; and metal work, n. e. s.
⁶ Includes carpentering and woodflooring; wrecking; street paving; and flooring; miscellaneous, n. e. s.
⁷ Includes grading; and street paving.
⁸ Includes pipe covering; and plumbing and heating combined.
⁹ Includes carpentering and woodflooring; sheet-metal work; steel erection; and ornamental iron.

TABLE 6.—VALUE OF CONSTRUCTION EQUIPMENT, IN COMPARISON WITH CONSTRUCTION BUSINESS AND WAGES PAID DURING 1929—Continued

| CLASSIFICATION OF ESTABLISHMENTS AND PERCENTAGE OF EQUIPMENT OWNED | Establishments reporting | EQUIPMENT | | Value of construction business reported | Wages paid | CLASSIFICATION OF ESTABLISHMENTS AND PERCENTAGE OF EQUIPMENT OWNED | Establishments reporting | EQUIPMENT | | Value of construction business reported | Wages paid |
|--------------------------------------------------------------------|--------------------------|---------------------------|--------------------------------|-----------------------------------------|------------|--------------------------------------------------------------------|--------------------------|---------------------------|--------------------------------|-----------------------------------------|------------|
| | | Purchased during the year | Inventory value at end of year | | | | | Purchased during the year | Inventory value at end of year | | |
| | | | | | | | | | | | |
| DAYTON—Continued. | | | | | | TOLEDO—Continued. | | | | | |
| <i>Percentage of equipment owned</i> | | | | | | <i>Percentage of equipment owned—Continued</i> | | | | | |
| General contractors ¹ | 54 | 411,857 | 908,837 | 12,877,604 | 3,130,484 | General contractors—Continued. | | | | | |
| None..... | 1 | | | 100,000 | 9,500 | 76% to 99%, inclusive..... | 16 | 368,256 | 765,410 | 13,650,098 | 3,235,686 |
| 1% to 25%, inclusive..... | 1 | | | | | 100%..... | 42 | 113,060 | 789,008 | 7,095,627 | 1,526,368 |
| 26% to 50%, inclusive..... | 1 | | 10,449 | 35,000 | 5,421 | Not reported..... | 4 | 8,502 | 63,217 | 786,502 | 56,531 |
| 51% to 75%, inclusive..... | 12 | 334,521 | 530,615 | 5,280,148 | 1,432,666 | Subcontractors..... | 66 | 49,311 | 332,008 | 9,459,035 | 2,243,405 |
| 76% to 99%, inclusive..... | 39 | 77,336 | 418,323 | 7,402,456 | 1,678,367 | None..... | 2 | | | 266,050 | 90,043 |
| 100%..... | 1 | | | 60,000 | 4,500 | 1% to 25%, inclusive..... | | | | | |
| Not reported..... | 1 | | | | | 26% to 50%, inclusive..... | 2 | 2,972 | 4,500 | 973,764 | 76,211 |
| Subcontractors..... | 63 | 37,751 | 258,688 | 6,227,613 | 1,541,705 | 51% to 75%, inclusive..... | 3 | 5,450 | 18,251 | 872,831 | 236,559 |
| None..... | 3 | | | 132,630 | 47,903 | 76% to 99%, inclusive..... | 55 | 30,114 | 308,004 | 7,205,050 | 1,780,542 |
| 1% to 25%, inclusive..... | | | | | | 100%..... | 4 | 1,775 | 2,208 | 141,331 | 51,082 |
| 26% to 50%, inclusive..... | | | | | | Not reported..... | 4 | | | | |
| 51% to 75%, inclusive..... | | | | | | YOUNGSTOWN | 84 | 216,691 | 938,529 | 13,676,577 | 3,416,637 |
| 76% to 99%, inclusive..... | 2 | 15,000 | 55,120 | 901,265 | 159,406 | <i>Classification of establishments</i> | | | | | |
| 100%..... | 54 | 19,897 | 196,237 | 4,611,851 | 1,181,574 | General contractors ² | 50 | 181,805 | 853,922 | 7,742,858 | 1,657,754 |
| Not reported..... | 4 | 2,854 | 7,331 | 581,861 | 153,722 | Building..... | 34 | 48,867 | 120,581 | 5,102,142 | 1,018,685 |
| TOLEDO | 140 | 531,468 | 1,057,489 | 32,824,898 | 7,234,601 | Building not specialized ³ | 25 | 47,853 | 126,841 | 4,493,678 | 931,364 |
| <i>Classification of establishments</i> | | | | | | Residential building only..... | 9 | 1,004 | 2,740 | 608,464 | 87,321 |
| Operative builders..... | 4 | 2,130 | 3,488 | 322,398 | 18,903 | Highway..... | 8 | 55,799 | 328,228 | 1,262,370 | 267,359 |
| General contractors..... | 70 | 480,027 | 1,021,038 | 23,043,466 | 4,972,293 | Railroad..... | 3 | 12,810 | 78,000 | 214,680 | 107,145 |
| Building..... | 45 | 202,138 | 644,204 | 16,998,891 | 3,030,108 | Other classes ^{2b} | 5 | 64,539 | 318,113 | 1,168,660 | 274,565 |
| Building not specialized..... | 31 | 200,300 | 632,695 | 15,471,759 | 3,438,643 | Subcontractors..... | 34 | 34,886 | 120,607 | 5,933,719 | 1,758,883 |
| Residential building only..... | 14 | 1,838 | 11,509 | 1,527,132 | 101,465 | Electrical..... | 6 | 548 | 7,744 | 520,789 | 166,122 |
| Highway..... | 10 | 107,343 | 466,872 | 3,048,743 | 684,383 | Heating and plumbing..... | 15 | 24,226 | 83,646 | 3,343,842 | 909,501 |
| Street paving..... | 5 | 22,822 | 275,691 | 908,004 | 214,320 | Heating and piping ⁵ | 6 | 5,832 | 26,627 | 1,175,300 | 371,965 |
| Sewer, gas, water, conduit..... | 4 | 80,200 | 148,762 | 967,023 | 258,026 | Plumbing..... | 9 | 18,394 | 57,019 | 2,168,542 | 537,020 |
| Other classes ^{2a} | 6 | 7,524 | 35,509 | 1,120,805 | 185,450 | Painting and decorating..... | 4 | 3,074 | 8,269 | 334,848 | 165,732 |
| Subcontractors..... | 66 | 49,311 | 332,063 | 9,459,035 | 2,243,405 | Marble, tiling, and plastering..... | 4 | 4,880 | 21,391 | 896,606 | 336,949 |
| Concreting and masonry..... | 3 | 3,938 | 14,384 | 255,285 | 88,320 | Other classes ^{2f} | 5 | 2,152 | 8,557 | 837,734 | 180,489 |
| Electrical..... | 10 | 1,868 | 18,289 | 310,696 | 243,785 | <i>Percentage of equipment owned</i> | | | | | |
| Elevator construction ¹⁶ | 3 | 1,630 | 97,543 | 1,790,809 | 275,654 | General contractors ³ | 50 | 181,805 | 853,922 | 7,742,858 | 1,657,754 |
| Heating and plumbing..... | 19 | 8,633 | 96,045 | 2,234,090 | 608,825 | None..... | 4 | | | 350,317 | 49,042 |
| Heating and pipe covering..... | 10 | 4,352 | 55,778 | 1,564,237 | 373,301 | 1% to 25%, inclusive..... | 1 | 310 | 19,000 | 79,453 | 40,101 |
| Plumbing..... | 6 | 2,206 | 20,884 | 427,598 | 140,423 | 26% to 50%, inclusive..... | 1 | 5,710 | 8,410 | 64,777 | 12,112 |
| Plumbing and heating combined..... | 3 | 2,075 | 19,383 | 292,255 | 84,006 | 51% to 75%, inclusive..... | 2 | 200 | 10,700 | 150,000 | 22,005 |
| Painting and decorating ¹⁵ | 9 | 5,363 | 19,032 | 1,207,445 | 298,731 | 76% to 99%, inclusive..... | 8 | 70,546 | 258,068 | 3,106,006 | 677,615 |
| Roofing and sheet metal..... | 9 | 19,738 | 65,356 | 1,458,488 | 324,073 | 100%..... | 32 | 105,039 | 555,079 | 3,932,483 | 842,932 |
| Roofing..... | 6 | 7,222 | 18,488 | 638,763 | 103,651 | Not reported..... | 2 | | | 59,822 | 7,967 |
| Roofing and sheet metal combined..... | 3 | 12,561 | 40,868 | 819,725 | 220,242 | Subcontractors..... | 34 | 34,886 | 120,607 | 5,933,719 | 1,758,883 |
| Marble, tiling, and plastering..... | 8 | 7,994 | 20,836 | 1,036,183 | 343,037 | None..... | 1 | | | 87,922 | 20,419 |
| Other classes ²ⁱ | 5 | 552 | 1,478 | 555,949 | 152,471 | 1% to 25%, inclusive..... | | | | | |
| <i>Percentage of equipment owned</i> | | | | | | 26% to 50%, inclusive..... | | | | | |
| General contractors ³ | 74 | 482,157 | 1,024,526 | 23,365,864 | 4,991,196 | 51% to 75%, inclusive..... | 1 | | 1,600 | 393,295 | 64,022 |
| None..... | 8 | | | 913,595 | 106,143 | 76% to 99%, inclusive..... | 32 | 33,885 | 127,941 | 6,452,502 | 1,665,442 |
| 1% to 25%, inclusive..... | 2 | 759 | 1,703 | 365,123 | 35,437 | Not reported..... | | | | | |
| 26% to 50%, inclusive..... | 1 | 1,160 | 2,250 | 187,852 | | | | | | | |
| 51% to 75%, inclusive..... | 1 | 420 | 2,872 | 367,067 | 31,081 | | | | | | |

¹ Includes foundation; and oil and natural-gas pipe line.
² Includes wrecking; street paving; soundproofing; and power plant.
³ Includes operative builders.
⁴ Includes sewer, gas, water, conduit; and air transport work.
⁵ Includes plumbing and heating combined.
⁶ Includes masonry; steel erection; and metal work, n. e. s.
⁷ Includes street paving; and air-transport work.
⁸ Includes masonry; plastering; and marble and tiling.
⁹ Includes bridge and culvert; water works; and railroad.
¹⁰ Includes ornamental iron work.
¹¹ Includes automatic temperature control.
¹² Includes glass and glazing; wrecking; and excavating.
¹³ Includes grading; dredging; river, harbor, etc.; and foundation.
¹⁴ Includes pipe covering; and automatic temperature control.
¹⁵ Includes flooring, n. e. s.
¹⁶ Includes metal work, n. e. s.
¹⁷ Includes carpentering and wood flooring; glass and glazing; street paving; and soundproofing.
¹⁸ Includes bridge and culvert; and sewer, gas, water, and conduit.
¹⁹ Includes ornamental iron; and elevator construction.
²⁰ Includes carpentering; glass and glazing; excavating; and highway.
²¹ Includes ornamental iron; and metal work, n. e. s.
²² Includes glass and glazing; excavating; power plant work; and flooring, n. e. s.
²³ Includes bridge and culvert; grading; dredging; river, harbor, etc.; and central station, light and power plant.
²⁴ Includes carpentering and wood flooring; glass and glazing; street paving; metal work, n. e. s.
²⁵ Includes grading; street paving; and sewer, gas, water, and conduit.
²⁶ Includes pipe covering; and plumbing and heating combined.
²⁷ Includes carpentering and wood flooring; sheet metal; steel erection; and ornamental iron.

CONSTRUCTION—OHIO

961

TABLE 7.—WAGE EARNERS, BY MONTHS AND WAGES PAID DURING 1929—Continued

| CLASSIFICATION OF ESTABLISHMENTS AND LENGTH OF WORKING WEEK | Estab-lish-ments report- ing | NUMBER EMPLOYED ON 15TH DAY OF THE MONTH OR NEAREST REPRESENTATIVE DAY— | | | | | | | | | | | | Wages paid during year |
|-------------------------------------------------------------|------------------------------|-------------------------------------------------------------------------|-----------|-------|-------|-------|-------|-------|--------|------------|----------|-----------|-----------|------------------------|
| | | Jan-uary | Febru-ary | March | April | May | June | July | August | Sep-tember | Octo-ber | Novem-ber | Decem-ber | |
| TOLEDO—Continued. | | | | | | | | | | | | | | |
| <i>Length of working week*</i> | | | | | | | | | | | | | | |
| General contractors ¹ | 75 | 1,467 | 1,521 | 1,542 | 2,310 | 2,518 | 3,613 | 4,263 | 4,661 | 4,300 | 4,073 | 3,405 | 2,384 | \$5,303,073 |
| 44-hour, 5½ day week..... | 22 | 129 | 183 | 243 | 271 | 346 | 391 | 334 | 370 | 354 | 353 | 296 | 240 | 564,257 |
| 49½-hour, 5½ day week..... | 4 | 9 | 19 | 11 | 8 | 70 | 71 | 82 | 93 | 60 | 61 | 64 | 35 | 82,913 |
| 56-hour, 5½ day week..... | 1 | | | 5 | | 25 | 27 | 24 | 26 | 10 | 6 | | | 11,870 |
| All other 5½ day week..... | 2 | 907 | 948 | 924 | 1,577 | 1,355 | 2,028 | 2,285 | 2,602 | 2,493 | 2,415 | 1,998 | 1,310 | 3,104,030 |
| 48-hour, 6 day week..... | 8 | 119 | 58 | 65 | 86 | 113 | 174 | 447 | 412 | 449 | 415 | 390 | 325 | 328,313 |
| 54-hour, 6 day week..... | 5 | 74 | 60 | 60 | 60 | 171 | 221 | 254 | 207 | 214 | 214 | 155 | 110 | 222,089 |
| 60-hour, 6 day week..... | 4 | 111 | 159 | 114 | 163 | 210 | 343 | 424 | 546 | 401 | 368 | 263 | 154 | 547,340 |
| All other 6 day week..... | 6 | 102 | 92 | 98 | 101 | 188 | 325 | 397 | 385 | 281 | 224 | 224 | 200 | 407,562 |
| Not reported..... | 3 | 16 | 12 | 22 | 33 | 35 | 33 | 16 | 20 | 31 | 28 | 15 | 10 | 34,699 |
| Subcontractors..... | 70 | 1,246 | 1,195 | 1,234 | 1,545 | 1,692 | 1,710 | 1,834 | 1,699 | 1,601 | 1,551 | 1,491 | 1,327 | 2,716,853 |
| 40-hour, 5 day week..... | 2 | 18 | 17 | 21 | 10 | 13 | 28 | 20 | 21 | 17 | 22 | 22 | 23 | 41,080 |
| 44-hour, 5½ day week..... | 52 | 941 | 854 | 860 | 963 | 1,083 | 1,134 | 1,249 | 1,134 | 1,013 | 986 | 904 | 802 | 1,985,993 |
| 49½-hour, 5½ day week..... | 2 | 12 | 13 | 10 | 12 | 15 | 15 | 17 | 15 | 10 | 12 | 9 | 17 | 25,554 |
| All other 5½ day week..... | 8 | 74 | 73 | 73 | 92 | 94 | 121 | 113 | 120 | 115 | 127 | 110 | 85 | 165,970 |
| 48-hour, 6 day week..... | 1 | 3 | 5 | 7 | 5 | 6 | 6 | 4 | 4 | 3 | 3 | 3 | 4 | 11,291 |
| 54-hour, 6 day week..... | 7 | 71 | 84 | 93 | 139 | 235 | 231 | 217 | 184 | 190 | 189 | 134 | 104 | 268,440 |
| 60-hour, 6 day week..... | 2 | 103 | 124 | 151 | 176 | 127 | 110 | 167 | 162 | 203 | 162 | 159 | 122 | 77,221 |
| All other 6 day week..... | 4 | 22 | 20 | 17 | 137 | 117 | 54 | 45 | 54 | 33 | 53 | 147 | 167 | 136,206 |
| Not reported..... | 1 | 2 | 2 | 2 | 2 | 2 | 2 | 2 | 2 | 2 | 3 | 3 | 3 | 5,038 |
| YOUNGSTOWN..... | | | | | | | | | | | | | | |
| 88 | 1,191 | 1,226 | 1,390 | 1,580 | 1,741 | 2,161 | 2,287 | 2,519 | 2,458 | 2,183 | 1,818 | 1,266 | 3,838,537 | |
| <i>Classification of establishments</i> | | | | | | | | | | | | | | |
| General contractors..... | 55 | 398 | 489 | 693 | 861 | 1,051 | 1,393 | 1,433 | 1,604 | 1,540 | 1,337 | 1,018 | 606 | 2,079,696 |
| Building..... | 38 | 325 | 414 | 603 | 551 | 644 | 741 | 706 | 787 | 734 | 633 | 432 | 270 | 1,230,517 |
| Building not specialized..... | 28 | 297 | 383 | 525 | 497 | 589 | 634 | 653 | 714 | 683 | 545 | 406 | 248 | 1,142,190 |
| Residential building only..... | 10 | 28 | 31 | 38 | 54 | 55 | 57 | 53 | 53 | 51 | 43 | 28 | 22 | 94,321 |
| Highway ¹⁸ | 12 | 25 | 19 | 40 | 178 | 251 | 443 | 518 | 554 | 529 | 502 | 330 | 135 | 442,039 |
| Sewer, gas, water, conduit..... | 3 | 27 | 22 | 40 | 81 | 91 | 111 | 135 | 147 | 149 | 141 | 121 | 86 | 247,864 |
| Railroad, bridge and culvert..... | 4 | 21 | 34 | 50 | 51 | 65 | 98 | 76 | 136 | 128 | 106 | 135 | 115 | 162,636 |
| Subcontractors..... | 33 | 793 | 737 | 697 | 719 | 690 | 758 | 854 | 915 | 918 | 846 | 800 | 660 | 1,758,841 |
| Electrical..... | 5 | 54 | 47 | 51 | 48 | 62 | 54 | 71 | 74 | 72 | 92 | 68 | 48 | 160,864 |
| Heating and plumbing..... | 16 | 441 | 383 | 354 | 380 | 304 | 421 | 500 | 527 | 513 | 464 | 445 | 407 | 924,807 |
| Heating and piping ²⁰ | 7 | 154 | 149 | 134 | 140 | 127 | 148 | 214 | 240 | 234 | 182 | 178 | 167 | 387,151 |
| Plumbing..... | 0 | 287 | 234 | 220 | 240 | 237 | 273 | 286 | 287 | 270 | 282 | 267 | 240 | 537,626 |
| Painting and decorating..... | 0 | 52 | 43 | 50 | 85 | 90 | 76 | 82 | 75 | 68 | 57 | 59 | 35 | 166,732 |
| Plastering and lathing ²⁰ | 4 | 198 | 209 | 182 | 143 | 114 | 143 | 136 | 155 | 183 | 144 | 138 | 87 | 336,940 |
| Other classes ²¹ | 4 | 48 | 55 | 60 | 63 | 70 | 64 | 65 | 84 | 82 | 89 | 90 | 83 | 170,459 |
| <i>Length of working week*</i> | | | | | | | | | | | | | | |
| General contractors..... | 55 | 398 | 489 | 693 | 861 | 1,051 | 1,393 | 1,433 | 1,604 | 1,540 | 1,337 | 1,018 | 606 | 2,079,696 |
| 40-hour, 5 day week..... | 23 | 248 | 324 | 386 | 382 | 385 | 437 | 380 | 448 | 463 | 345 | 238 | 182 | 771,300 |
| 45-hour, 5 day week..... | 1 | | | 22 | 22 | 32 | 42 | 42 | 50 | 30 | 40 | 40 | | 10,578 |
| 44-hour, 5½ day week..... | 7 | 40 | 48 | 140 | 125 | 183 | 233 | 248 | 238 | 235 | 188 | 125 | 69 | 264,967 |
| 56-hour, 5½ day week..... | 1 | 4 | 3 | 4 | 5 | 10 | 25 | 40 | 16 | 7 | 8 | 8 | 6 | 18,383 |
| 48-hour, 6 day week..... | 5 | 40 | 57 | 84 | 118 | 105 | 180 | 203 | 230 | 169 | 180 | 190 | 87 | 311,957 |
| 54-hour, 6 day week..... | 6 | 38 | 47 | 69 | 99 | 143 | 273 | 275 | 329 | 398 | 324 | 263 | 181 | 434,199 |
| 60-hour, 6 day week..... | 6 | 19 | 10 | 10 | 80 | 109 | 168 | 216 | 262 | 208 | 218 | 118 | 53 | 230,605 |
| Not reported..... | 1 | | | 30 | 24 | 35 | 29 | 20 | 31 | 30 | 34 | 36 | 28 | 39,707 |
| Subcontractors..... | 33 | 793 | 737 | 697 | 719 | 690 | 758 | 854 | 915 | 918 | 846 | 800 | 660 | 1,758,841 |
| 40-hour, 5 day week..... | 21 | 469 | 421 | 389 | 382 | 361 | 405 | 430 | 439 | 441 | 378 | 357 | 262 | 937,077 |
| 44-hour, 5½ day week..... | 10 | 308 | 302 | 299 | 329 | 318 | 334 | 405 | 460 | 455 | 446 | 424 | 380 | 787,136 |
| All 6 day week..... | 2 | 16 | 14 | 9 | 8 | 11 | 19 | 19 | 16 | 22 | 22 | 19 | 18 | 34,628 |

- ¹ Includes foundation; and oil and natural gas pipe line.
- ² Includes automatic temperature control.
- ³ Includes highway; street paving; and power plant.
- ⁴ Includes operative builders.
- ⁵ Includes sewer, gas, water, conduit; and air transport work.
- ⁶ Includes masonry; and excavating.
- ⁷ Includes street paving; and air transport work.
- ⁸ Includes sheet-metal work; and roofing and sheet metal combined.
- ⁹ Includes masonry; plastering; marble and tiling; and flooring, n. e. s.
- ¹⁰ Includes grading and waterworks.
- ¹¹ Includes pipe covering; and automatic temperature control.
- ¹² Includes flooring, n. e. s.
- ¹³ Includes glass and glazing; ornamental iron work; and soundproofing.
- ¹⁴ Includes grading; waterworks; and foundation.
- ¹⁵ Includes carpentering and woodflooring; glass and glazing; street paving; and soundproofing.
- ¹⁶ Includes bridge and culvert; and sewer, gas, water, conduit.
- ¹⁷ Includes masonry and stone work.
- ¹⁸ Includes ornamental iron.
- ¹⁹ Includes plumbing and heating combined.
- ²⁰ Includes sheet-metal work.
- ²¹ Includes carpentering; excavating; and highway.
- ²² Includes roofing and sheet metal combined.
- ²³ Includes ornamental iron; and miscellaneous metal work.
- ²⁴ Includes glass and glazing; excavating; power plant work; and flooring, n. e. s.
- ²⁵ Includes bridge and culvert; waterworks; power plant; and dredging, river, harbor, etc.
- ²⁶ Includes ornamental iron; and elevator construction.
- ²⁷ Includes carpentering and woodflooring; masonry; wrecking; flooring, n. e. s.; and street paving.
- ²⁸ Includes grading; and street paving.
- ²⁹ Includes pipe covering; and plumbing and heating combined.
- ³⁰ Includes marble and tiling.
- ³¹ Includes carpentering; sheet-metal work; steel erection; and ornamental iron.

* For complete classification see tabulation for the state above.

CONSTRUCTION—OHIO

TABLE 8.—EXPENDITURES OF REPORTING ESTABLISHMENTS: 1929

Table with columns for Classification of Establishments, Value of construction business reported, Principal Items of Expenditure (Subcontract work let, Wages paid, Cost of materials), and Other Items of Expenditure (Salaries, Rent for, Interest, etc.). Rows include Ohio and Akron, with sub-categories like Operative builders, General contractors, and various construction services.

See footnotes at end of table.

CONSTRUCTION—OHIO

963

TABLE 8.—EXPENDITURES OF REPORTING ESTABLISHMENTS: 1929—Continued

| CLASSIFICATION OF ESTABLISHMENTS | Es-tablish-ments re- porting | Value of construction business reported | PRINCIPAL ITEMS OF EXPENDITURE | | | OTHER ITEMS OF EXPENDITURE | | | | | | | | |
|-----------------------------------|------------------------------|-----------------------------------------|--------------------------------|--------------|-------------------|-------------------------------|-------------|------------|---------------|----------|-------------------------|---------------------------------------------------|-----------------------------|---------|
| | | | Sub-con-tract work let | Wages paid | Cost of materials | Salaries | | Rent for | | Interest | Contract bond pre-miums | Com-pensa-tion and liability in-surance pre-miums | All other overhead expenses | |
| | | | | | | Proprie-tors and firm members | Em-ploy-ees | Equip-ment | Offices, etc. | | | | | |
| | | | | | | | | | | | | | | Dollars |
| CANTON | 48 | 7, 655, 147 | 1, 638, 000 | 1, 892, 884 | 2, 286, 747 | 64, 256 | 480, 231 | 28, 085 | 34, 655 | 39, 778 | 32, 760 | 47, 218 | 658, 488 | |
| General contractors | 21 | 5, 922, 114 | 1, 620, 000 | 1, 272, 936 | 1, 428, 354 | 17, 666 | 342, 689 | 27, 865 | 6, 114 | 30, 644 | 31, 336 | 43, 206 | 516, 015 | |
| Building | 15 | 3, 614, 342 | 1, 350, 000 | 752, 071 | 826, 302 | 17, 500 | 185, 035 | 1, 800 | 4, 100 | 4, 270 | 8, 475 | 18, 557 | 91, 006 | |
| Building not specialized | 12 | 3, 430, 868 | 1, 268, 000 | 720, 308 | 870, 140 | --- | 184, 685 | 1, 500 | 3, 740 | 3, 753 | 8, 475 | 18, 296 | 88, 592 | |
| Residential building only | 3 | 183, 477 | 87, 000 | 22, 763 | 47, 162 | 17, 566 | 350 | --- | 360 | 517 | --- | 262 | 4, 503 | |
| Highway | 3 | 1, 307, 836 | 55, 000 | 329, 882 | 315, 400 | --- | 60, 377 | --- | 02 | 25, 250 | 13, 091 | 16, 996 | 245, 537 | |
| Other classes | 3 | 990, 936 | 215, 000 | 190, 883 | 186, 652 | --- | 91, 077 | 20, 065 | 1, 062 | 1, 126 | 9, 770 | 7, 710 | 180, 283 | |
| Subcontractors | 27 | 1, 663, 033 | 18, 000 | 419, 948 | 838, 393 | 46, 690 | 123, 542 | 200 | 28, 571 | 9, 127 | 1, 424 | 3, 952 | 141, 563 | |
| Electrical | 5 | 306, 882 | --- | 84, 608 | 101, 233 | 3, 360 | 30, 430 | --- | 7, 785 | 1, 084 | 359 | 763 | 19, 662 | |
| Heating and plumbing | 6 | 896, 721 | 18, 000 | 205, 238 | 459, 751 | 26, 830 | 62, 905 | --- | 17, 072 | 0, 788 | 1, 065 | 1, 677 | 97, 900 | |
| Heating and piping | 4 | 214, 260 | --- | 48, 048 | 113, 923 | 4, 450 | 21, 308 | --- | 3, 920 | --- | --- | 454 | 18, 244 | |
| Plumbing | 6 | 273, 584 | 2, 000 | 78, 778 | 142, 800 | 13, 100 | 16, 132 | --- | 8, 055 | 2, 185 | --- | 582 | 32, 793 | |
| Plumbing and heating combined | 4 | 408, 877 | 10, 000 | 78, 412 | 203, 028 | 9, 280 | 26, 510 | --- | 5, 088 | 4, 603 | 1, 065 | 641 | 46, 083 | |
| Roofing and sheet-metal work | 3 | 138, 140 | --- | 35, 000 | 64, 015 | 10, 500 | 2, 088 | --- | 2, 640 | --- | --- | 623 | 10, 793 | |
| Other classes | 5 | 321, 290 | --- | 95, 042 | 153, 394 | --- | 28, 074 | 200 | 1, 074 | 295 | --- | 899 | 12, 808 | |
| CINCINNATI | 331 | 51, 571, 979 | 13, 248, 000 | 11, 430, 423 | 15, 871, 825 | 565, 496 | 3, 054, 952 | 161, 379 | 273, 430 | 250, 180 | 68, 003 | 298, 774 | 3, 086, 375 | |
| Operative builders | 9 | 1, 525, 300 | 1, 221, 000 | 77, 906 | 126, 282 | 3, 900 | 22, 401 | 1, 050 | 3, 543 | 23, 625 | --- | 4, 235 | 9, 843 | |
| General contractors | 142 | 29, 489, 046 | 11, 064, 000 | 5, 348, 775 | 7, 209, 741 | 178, 329 | 1, 441, 137 | 148, 930 | 94, 947 | 174, 415 | 55, 988 | 186, 866 | 1, 380, 122 | |
| Building | 111 | 23, 604, 275 | 11, 802, 000 | 3, 942, 374 | 4, 002, 901 | 118, 992 | 1, 123, 942 | 103, 717 | 72, 774 | 122, 801 | 17, 127 | 130, 548 | 615, 963 | |
| Building not specialized | 55 | 17, 862, 962 | 8, 189, 000 | 3, 112, 149 | 3, 775, 155 | 67, 968 | 949, 520 | 103, 717 | 61, 129 | 67, 270 | 17, 104 | 112, 193 | 520, 960 | |
| Commercial building only | 4 | 711, 828 | 177, 000 | 238, 056 | 212, 538 | --- | 32, 770 | --- | 7, 784 | 1, 830 | 6 | 9, 160 | 18, 537 | |
| Residential building only | 52 | 5, 089, 465 | 2, 036, 000 | 592, 169 | 915, 208 | 51, 024 | 141, 643 | --- | 13, 861 | 58, 201 | 17 | 9, 195 | 76, 429 | |
| Highway and grading | 7 | 1, 181, 886 | 37, 000 | 223, 179 | 639, 524 | 665 | 35, 801 | 22, 420 | 3, 597 | 13, 326 | --- | 8, 426 | 6, 844 | |
| Street paving | 13 | 2, 893, 436 | 123, 000 | 651, 166 | 1, 104, 910 | 30, 719 | 149, 420 | 13, 072 | 7, 977 | 31, 954 | 14, 583 | 26, 389 | 340, 756 | |
| Sewer, gas, water, conduit | 6 | 625, 097 | 126, 000 | 158, 899 | 133, 526 | 27, 953 | 47, 000 | 7, 831 | 2, 782 | 2, 172 | 8, 091 | 7, 237 | 84, 577 | |
| Other classes | 5 | 1, 134, 352 | 76, 000 | 373, 157 | 428, 880 | --- | 84, 074 | 1, 899 | 7, 817 | 4, 002 | 7, 711 | 15, 848 | 202, 119 | |
| Subcontractors | 180 | 20, 557, 033 | 363, 000 | 6, 012, 653 | 8, 535, 805 | 383, 267 | 1, 591, 414 | 10, 990 | 174, 940 | 52, 140 | 12, 065 | 107, 673 | 1, 726, 410 | |
| Carpentering and wood flooring | 0 | 727, 453 | --- | 184, 367 | 306, 163 | 23, 610 | 59, 644 | --- | 3, 063 | --- | 10 | 3, 282 | 53, 724 | |
| Concreting | 0 | 606, 716 | 45, 000 | 271, 971 | 257, 277 | 17, 617 | 09, 789 | --- | 2, 025 | 3, 301 | 2, 390 | 170 | 4, 599 | |
| Electrical | 15 | 1, 035, 956 | --- | 451, 380 | 737, 792 | 22, 626 | 176, 085 | 1, 125 | 17, 104 | 2, 143 | 1, 095 | 4, 093 | 108, 216 | |
| Elevator construction | 4 | 1, 132, 554 | 118, 000 | 88, 650 | 600, 594 | --- | 33, 144 | 2, 614 | 11, 080 | 6, 000 | 1, 200 | 3, 146 | 198, 476 | |
| Heating and plumbing | 62 | 7, 160, 228 | 99, 000 | 1, 775, 571 | 3, 543, 455 | 95, 632 | 626, 316 | 1, 380 | 52, 920 | 15, 677 | 6, 309 | 19, 929 | 531, 985 | |
| Heating and piping | 20 | 3, 006, 410 | 53, 000 | 686, 061 | 1, 593, 730 | 27, 952 | 264, 139 | 660 | 22, 457 | 7, 655 | 1, 416 | 7, 210 | 315, 938 | |
| Plumbing | 39 | 3, 301, 927 | 24, 000 | 963, 026 | 1, 054, 867 | 65, 930 | 250, 330 | 720 | 20, 697 | 7, 171 | 3, 727 | 11, 225 | 183, 073 | |
| Plumbing and heating combined | 3 | 691, 891 | 22, 000 | 185, 884 | 294, 858 | 1, 750 | 111, 838 | --- | 3, 760 | 851 | 1, 166 | 1, 494 | 32, 976 | |
| Masonry and stone work | 12 | 2, 162, 059 | 38, 000 | 643, 328 | 812, 703 | 46, 177 | 62, 013 | 2, 940 | 2, 702 | 6, 135 | 78 | 17, 172 | 149, 968 | |
| Painting, decorating, and glazing | 21 | 1, 787, 993 | 2, 000 | 920, 284 | 357, 891 | 90, 070 | 126, 083 | --- | 32, 096 | 3, 087 | 106 | 12, 984 | 120, 674 | |
| Plastering and lathing | 6 | 605, 193 | --- | 267, 227 | 141, 094 | 6, 800 | 10, 297 | --- | 1, 788 | 699 | --- | 2, 563 | 19, 335 | |
| Roofing and sheet-metal work | 21 | 2, 275, 880 | 4, 000 | 668, 364 | 884, 333 | 28, 974 | 202, 841 | --- | 11, 615 | 5, 482 | 656 | 16, 370 | 203, 178 | |
| Roofing | 13 | 1, 151, 292 | 2, 000 | 331, 689 | 465, 526 | 17, 169 | 98, 926 | --- | 8, 085 | 5, 406 | 10 | 10, 442 | 65, 159 | |
| Sheet-metal work | 8 | 1, 124, 888 | 2, 000 | 336, 675 | 418, 807 | 11, 805 | 103, 915 | --- | 3, 530 | 1, 076 | 646 | 5, 928 | 138, 019 | |
| Steel erection | 7 | 515, 840 | 0, 000 | 142, 697 | 238, 142 | 0, 709 | 48, 089 | --- | 3, 157 | 3, 442 | --- | 6, 337 | 37, 813 | |
| Marble and tiling | 13 | 1, 185, 901 | 0, 000 | 362, 855 | 429, 984 | 44, 652 | 98, 933 | --- | 17, 081 | 5, 645 | 180 | 3, 880 | 88, 381 | |
| Wrecking and excavating | 4 | 436, 283 | 30, 000 | 194, 958 | --- | --- | 32, 270 | 600 | 6, 483 | 4, 044 | 1, 911 | 12, 827 | 152, 330 | |
| Flooring, n. e. s. | 3 | 355, 485 | --- | 41, 326 | 226, 877 | --- | 25, 216 | --- | 10, 750 | 1, 200 | 350 | 481 | 36, 014 | |
| CLEVELAND | 322 | 140, 841, 551 | 41, 227, 000 | 30, 936, 477 | 46, 767, 204 | 220, 088 | 6, 602, 861 | 867, 100 | 494, 803 | 362, 379 | 342, 551 | 1, 033, 791 | 7, 205, 902 | |
| Operative builders | 3 | 482, 734 | 80, 000 | 110, 772 | 170, 010 | --- | 57, 510 | --- | 1, 785 | 11, 057 | --- | 2, 038 | 19, 000 | |
| General contractors | 136 | 107, 679, 778 | 40, 117, 000 | 21, 139, 058 | 31, 406, 384 | 83, 653 | 4, 612, 370 | 532, 452 | 268, 899 | 209, 910 | 317, 657 | 827, 106 | 5, 050, 181 | |
| Building | 74 | 78, 556, 003 | 37, 258, 000 | 13, 055, 163 | 19, 871, 224 | 54, 813 | 3, 099, 053 | 269, 677 | 101, 581 | 141, 825 | 108, 031 | 534, 335 | 1, 808, 491 | |
| Building not specialized | 68 | 68, 526, 960 | 31, 430, 000 | 11, 494, 432 | 18, 010, 727 | 48, 693 | 2, 844, 102 | 263, 035 | 149, 485 | 124, 920 | 102, 536 | 474, 083 | 1, 671, 937 | |
| Commercial building only | 7 | 2, 224, 201 | 4, 645, 000 | 1, 041, 581 | 961, 603 | 3, 000 | 174, 969 | 5, 742 | 7, 100 | 1, 700 | 1, 093 | 52, 288 | 72, 151 | |
| Residential building only | 16 | 2, 805, 736 | 1, 183, 000 | 519, 150 | 892, 859 | 3, 120 | 79, 982 | 800 | 4, 936 | 15, 705 | 4, 402 | 7, 906 | 64, 408 | |
| Highway | 7 | 7, 272, 830 | 1, 058, 000 | 1, 285, 022 | 3, 961, 258 | --- | 198, 202 | 2, 750 | 18, 639 | 56, 578 | 72, 264 | 44, 205 | 777, 503 | |
| Bridge and culvert | 5 | 1, 368, 598 | 214, 000 | 321, 014 | 401, 612 | 4, 500 | 70, 639 | 6, 490 | 4, 231 | 1, 083 | 9, 000 | 12, 558 | 99, 683 | |
| Street paving | 12 | 4, 481, 022 | 177, 000 | 713, 707 | 2, 675, 093 | --- | 200, 007 | 6, 700 | 14, 834 | 18, 817 | 32, 233 | 21, 298 | 318, 727 | |
| Sewer, gas, water, conduit | 23 | 6, 235, 065 | 178, 000 | 2, 067, 732 | 2, 312, 996 | --- | 384, 595 | 80, 249 | 15, 892 | -13, 505 | 78, 397 | 87, 284 | 634, 408 | |
| Dredging, river, harbor, etc. | 7 | 3, 531, 278 | 458, 000 | 1, 206, 133 | 452, 833 | --- | 138, 941 | 32, 199 | 23, 808 | 8, 411 | 9, 683 | 22, 535 | 1, 074, 711 | |
| Railroad | 5 | 5, 915, 283 | 774, 000 | 2, 365, 773 | 1, 701, 657 | --- | 395, 558 | 45, 990 | 18, 999 | 28, 441 | 8, 883 | 103, 971 | 312, 379 | |
| Other classes | 3 | 318, 799 | --- | 63, 614 | 60, 901 | --- | 29, 375 | --- | 88, 521 | 1, 005 | 360 | 1, 000 | 24, 379 | |
| Subcontractors | 189 | 32, 679, 039 | 1, 030, 000 | 9, 686, 040 | 15, 181, 810 | 136, 435 | 1, 932, 988 | 334, 657 | 234, 119 | 81, 412 | 24, 001 | 204, 647 | 2, 136, 721 | |
| Concreting | 6 | 691, 302 | 17, 000 | 192, 887 | 262, 004 | 47, 088 | 25, 361 | --- | 3, 878 | 2, 683 | 135 | 3, 696 | 60, 021 | |
| Electrical | 27 | 3, 187, 763 | 1, 099 | 1, 001, 037 | 1, 398, 244 | 40, 051 | 241, 382 | --- | 44, 019 | 4, 487 | 6, 551 | 13, 111 | 249, 300 | |
| Elevator construction | 5 | 4, 710, 460 | 30, 000 | 80, 432 | 3, 063, 645 | --- | 40, 802 | 2, 000 | 2, 787 | --- | 200 | 24, 908 | 219, 878 | |
| Heating and plumbing | 57 | 9, 378, 470 | 739, 000 | 2, 374, 693 | 4, 865, 388 | 39, 455 | 532, 014 | 145 | 74, 527 | 24, 795 | 14, 213 | 32, 382 | 472, 442 | |
| Heating and piping | 23 | 6, 546, 524 | 669, 000 | 1, 708, 446 | 3, 240, 031 | 13, 900 | 371, 785 | 145 | 44, 454 | 11, 103 | 7, 164 | 24, 954 | 309, 740 | |
| Plumbing | 27 | 2, 246, 878 | 69, 000 | | | | | | | | | | | |

CONSTRUCTION—OHIO

TABLE 8.—EXPENDITURES OF REPORTING ESTABLISHMENTS: 1929—Continued

| CLASSIFICATION OF ESTABLISHMENTS | Es-tablish-ments re-porting | PRINCIPAL ITEMS OF EXPENDITURE | | | OTHER ITEMS OF EXPENDITURE | | | | | | | | |
|---------------------------------------------|-----------------------------|-----------------------------------------|-----------------------|------------|----------------------------|------------------------------|-----------|------------|---------------|----------|------------------------|-----------------------------------------------|-----------------------------|
| | | Value of construction business reported | Sub-contract work let | Wages paid | Cost of materials | Salaries | | Rent for | | Interest | Contract bond premiums | Compensation and liability insurance premiums | All other overhead expenses |
| | | | | | | Proprietors and firm members | Employees | Equip-ment | Offices, etc. | | | | |
| | | Dollars | Dollars | Dollars | Dollars | Dollars | Dollars | Dollars | Dollars | Dollars | Dollars | Dollars | |
| COLUMBUS | 132 | 25,908,297 | 4,318,000 | 5,892,077 | 10,313,309 | 107,454 | 1,559,012 | 55,377 | 119,846 | 93,714 | 83,561 | 185,040 | 1,718,000 |
| Operative builders..... | 3 | 122,500 | 64,000 | 12,764 | 27,763 | ----- | 900 | ----- | ----- | 1,062 | ----- | 208 | 2,000 |
| General contractors..... | 65 | 16,853,562 | 4,050,000 | 3,967,352 | 5,206,055 | 26,208 | 907,514 | 50,027 | 43,065 | 99,701 | 73,746 | 133,957 | 1,051,306 |
| Building..... | 40 | 10,787,721 | 3,431,000 | 2,381,226 | 3,205,754 | 15,298 | 531,633 | 12,920 | 27,512 | 33,358 | 28,096 | 73,625 | 385,851 |
| Building not specialized..... | 34 | 10,344,649 | 3,202,000 | 2,334,617 | 3,128,631 | 10,498 | 529,489 | 12,900 | 27,134 | 22,530 | 28,090 | 59,030 | 376,867 |
| Residential building only..... | 6 | 423,072 | 229,000 | 46,609 | 77,123 | 4,800 | 2,144 | 20 | 878 | 10,828 | ----- | 13,995 | 8,984 |
| Highway..... | 8 | 1,402,386 | 28,000 | 267,732 | 573,635 | 5,000 | 99,790 | 10,026 | 4,718 | 8,002 | 15,585 | 10,562 | 313,470 |
| Street paving..... | 5 | 1,073,610 | 92,000 | 175,140 | 399,008 | 6,000 | 46,031 | 12,189 | 1,200 | 4,543 | 11,923 | 9,218 | 133,693 |
| Waterworks..... | 6 | 1,213,623 | 168,000 | 260,181 | 489,501 | ----- | 115,272 | 4,698 | 5,685 | 9,830 | 19,948 | 12,830 | 64,219 |
| Railroad, bridge, and culvert..... | 6 | 2,190,422 | 350,000 | 883,073 | 538,157 | ----- | 114,782 | 0,594 | 3,950 | 13,903 | 3,194 | 27,716 | 154,073 |
| Subcontractors..... | 64 | 9,130,235 | 195,000 | 1,911,961 | 5,079,301 | 81,156 | 650,598 | 5,350 | 70,781 | 22,051 | 0,819 | 30,875 | 664,694 |
| Concreting ¹³ | 4 | 270,923 | ----- | 81,319 | 96,410 | ----- | 30,950 | 1,455 | 3,480 | 888 | ----- | 1,334 | 19,968 |
| Electrical..... | 7 | 1,010,166 | 4,000 | 211,986 | 498,405 | 6,000 | 114,234 | 1,735 | 10,507 | 1,415 | 3,817 | 5,209 | 95,018 |
| Heating and plumbing..... | 22 | 2,668,232 | 126,000 | 674,549 | 1,325,638 | 30,478 | 177,079 | ----- | 28,285 | 4,888 | 3,119 | 6,870 | 192,006 |
| Heating and piping ¹⁴ | 12 | 1,876,721 | 116,000 | 395,625 | 959,296 | 7,080 | 140,003 | ----- | 17,705 | 3,559 | 1,963 | 5,023 | 135,005 |
| Plumbing..... | 10 | 691,511 | 10,000 | 178,924 | 366,342 | 23,448 | 37,075 | ----- | 10,580 | 1,329 | 1,150 | 1,847 | 57,811 |
| Painting and decorating ¹⁵ | 4 | 387,899 | ----- | 144,043 | 101,987 | 8,045 | 7,052 | ----- | 2,850 | ----- | ----- | 407 | 18,352 |
| Glass and glazing..... | 3 | 286,123 | 40,000 | 59,363 | 100,396 | ----- | 47,222 | ----- | 3,000 | 3,047 | ----- | 651 | 36,408 |
| Roofing and sheet-metal work..... | 8 | 768,381 | ----- | 179,622 | 374,541 | 6,033 | 66,181 | ----- | 4,651 | 803 | ----- | 4,627 | 60,826 |
| Roofing..... | 3 | 242,434 | ----- | 54,097 | 121,754 | ----- | 32,356 | ----- | 1,891 | 478 | ----- | 2,050 | 10,680 |
| Roofing and sheet metal combined..... | 5 | 525,947 | ----- | 125,525 | 252,787 | 6,033 | 33,825 | ----- | 2,760 | 325 | ----- | 2,408 | 44,146 |
| Marble, tiling, and plastering..... | 6 | 759,967 | ----- | 265,139 | 334,264 | ----- | 60,842 | 600 | 5,879 | 4,277 | 727 | 3,217 | 56,128 |
| Metal work, n. e. s. ¹⁷ | 7 | 2,682,789 | 25,000 | 366,042 | 1,915,450 | 25,400 | 135,938 | 750 | 15,000 | 5,620 | 1,873 | 6,468 | 126,534 |
| Other classes ¹⁸ | 3 | 496,255 | ----- | 29,948 | 266,300 | 5,200 | 10,500 | 830 | 2,520 | 872 | 112 | 2,192 | 57,654 |
| DAYTON | 121 | 19,501,840 | 3,245,000 | 4,790,191 | 7,833,895 | 110,034 | 977,992 | 87,903 | 90,108 | 145,567 | 64,336 | 120,651 | 936,334 |
| General contractors ¹ | 53 | 12,867,659 | 3,160,000 | 3,126,491 | 4,472,707 | 41,640 | 538,699 | 84,422 | 37,550 | 108,818 | 57,792 | 99,334 | 521,600 |
| Building..... | 33 | 8,152,498 | 2,950,000 | 1,981,803 | 2,335,156 | 33,627 | 257,178 | 6,870 | 24,031 | 75,004 | 6,398 | 59,462 | 173,579 |
| Building not specialized ² | 23 | 7,361,055 | 2,601,000 | 1,848,608 | 2,126,839 | 17,500 | 241,785 | 6,876 | 22,511 | 68,001 | 6,398 | 56,603 | 152,689 |
| Commercial building only..... | 3 | 177,155 | 80,000 | 64,353 | 4,862 | 13,267 | 12,175 | ----- | 690 | 303 | ----- | 1,331 | 6,733 |
| Residential building only..... | 7 | 614,288 | 319,000 | 86,642 | 143,908 | 2,860 | 3,213 | ----- | 830 | 16,700 | ----- | 1,568 | 14,167 |
| Highway..... | 4 | 815,339 | 20,000 | 171,748 | 405,295 | ----- | 8,274 | 54,614 | 3,286 | 2,604 | 6,873 | 7,979 | 71,121 |
| Bridge and culvert..... | 4 | 2,018,810 | 1,000 | 518,987 | 951,605 | ----- | 134,600 | 20,683 | 0,172 | 15,271 | 31,825 | 18,575 | 166,036 |
| Street paving..... | 7 | 1,268,767 | 144,000 | 328,301 | 519,196 | 6,013 | 118,797 | 2,029 | 3,791 | 9,131 | 8,019 | 7,923 | 59,593 |
| Sewer, gas, water, conduit..... | 5 | 622,745 | 45,000 | 125,862 | 261,455 | 2,000 | 10,790 | 220 | 270 | 6,748 | 4,677 | 5,395 | 48,331 |
| Subcontractors..... | 68 | 6,634,181 | 85,000 | 1,663,700 | 3,361,188 | 68,394 | 439,293 | 3,481 | 52,550 | 36,749 | 6,544 | 30,317 | 414,674 |
| Electrical..... | 5 | 412,339 | ----- | 134,832 | 187,825 | 5,200 | 87,900 | ----- | 5,543 | 2,155 | 640 | 1,213 | 23,486 |
| Heating and plumbing..... | 28 | 2,222,134 | 28,000 | 494,121 | 1,269,794 | 25,149 | 173,893 | 1,800 | 20,633 | 9,628 | 4,222 | 4,437 | 131,465 |
| Heating and piping..... | 5 | 483,071 | ----- | 108,778 | 263,980 | 10,341 | 48,751 | ----- | 1,752 | 1,816 | ----- | 879 | 39,601 |
| Plumbing..... | 20 | 1,397,600 | 22,000 | 319,613 | 804,747 | 11,688 | 98,677 | 1,200 | 17,561 | 3,991 | 4,047 | 2,925 | 70,610 |
| Plumbing and heating combined..... | 3 | 341,613 | 6,000 | 65,830 | 201,067 | 3,120 | 26,570 | 600 | 1,320 | 3,819 | 175 | 633 | 20,947 |
| Masonry and stone work..... | 6 | 340,330 | ----- | 102,027 | 152,295 | 24,380 | 6,516 | ----- | 696 | 713 | ----- | 1,763 | 15,982 |
| Printing and decorating..... | 4 | 341,500 | ----- | 173,209 | 74,915 | 1,872 | 35,545 | ----- | 3,400 | 762 | ----- | 2,639 | 19,389 |
| Plastering and lathing..... | 3 | 238,552 | 3,000 | 101,643 | 117,455 | ----- | 7,800 | ----- | 845 | 3,485 | ----- | 557 | 7,514 |
| Roofing and sheet-metal work..... | 9 | 594,797 | 49,000 | 171,702 | 239,263 | 7,830 | 51,282 | ----- | 4,890 | 2,693 | ----- | 3,704 | 41,067 |
| Roofing..... | 6 | 319,024 | 49,000 | 83,639 | 117,666 | 4,680 | 19,670 | ----- | 2,410 | 2,160 | ----- | 2,224 | 28,143 |
| Sheet-metal work..... | 4 | 276,773 | ----- | 83,163 | 121,297 | 3,150 | 31,612 | ----- | 1,980 | 533 | ----- | 1,430 | 12,924 |
| Steel erection..... | 3 | 1,355,970 | 5,000 | 157,084 | 805,666 | ----- | 64,838 | 800 | 3,524 | 2,543 | 100 | 11,101 | 96,930 |
| Marble and tiling..... | 0 | 617,863 | ----- | 125,752 | 283,905 | 3,963 | 125,850 | ----- | 6,795 | 1,428 | 62 | 1,018 | 28,766 |
| Other classes ¹⁹ | 4 | 601,343 | ----- | 203,635 | 280,040 | ----- | 84,104 | 881 | 6,730 | 13,344 | 1,520 | 3,887 | 49,603 |
| TOLEDO | 152 | 84,047,428 | 7,694,000 | 7,753,644 | 12,863,508 | 189,128 | 1,491,884 | 51,840 | 111,099 | 139,448 | 95,620 | 198,317 | 1,018,585 |
| Operative builders..... | 3 | 280,792 | 218,000 | 15,060 | 45,374 | ----- | 8,060 | 120 | 200 | 567 | ----- | 105 | 4,153 |
| General contractors..... | 72 | 23,136,950 | 7,372,000 | 5,076,538 | 7,409,720 | 92,527 | 999,378 | 45,431 | 29,391 | 84,539 | 89,509 | 149,066 | 1,000,190 |
| Building..... | 47 | 17,063,839 | 7,191,000 | 4,362,315 | 5,205,005 | 718,808 | 18,952 | 17,496 | 42,062 | 31,272 | 97,247 | 407,309 | |
| Building not specialized..... | 30 | 15,166,770 | 6,516,000 | 3,421,703 | 3,686,520 | 29,005 | 658,961 | 18,952 | 12,589 | 26,506 | 31,272 | 93,129 | 366,738 |
| Residential building only..... | 17 | 1,896,265 | 675,000 | 289,250 | 665,795 | 57,847 | ----- | ----- | 4,957 | 15,556 | ----- | 4,118 | 40,671 |
| Highway and grading..... | 11 | 3,370,615 | 123,000 | 768,437 | 1,655,383 | 4,052 | 130,434 | 15,486 | 3,776 | 25,066 | 22,712 | 21,426 | 361,807 |
| Street paving..... | 4 | 827,239 | 58,000 | 201,313 | 402,287 | 23,450 | 55,746 | 1,532 | 2,867 | 10,692 | 10,371 | 6,926 | 61,555 |
| Sewer, gas, water, conduit..... | 4 | 967,023 | ----- | 258,023 | 384,970 | ----- | 54,154 | 9,272 | 2,120 | 2,825 | 18,070 | 10,948 | 126,454 |
| Other classes ²⁰ | 6 | 909,038 | ----- | 137,809 | 610,765 | 36,020 | 42,230 | 189 | 3,132 | 3,894 | 6,544 | 6,519 | 43,095 |
| Subcontractors..... | 77 | 10,620,714 | 104,000 | 2,662,040 | 5,398,414 | 96,599 | 484,446 | 6,289 | 81,507 | 54,842 | 6,051 | 47,146 | 914,242 |
| Concreting..... | 4 | 242,200 | ----- | 91,858 | 91,237 | 5,100 | 10,670 | ----- | 718 | 332 | ----- | 1,025 | 32,615 |
| Electrical..... | 10 | 858,590 | ----- | 260,374 | 413,631 | 6,755 | 83,114 | ----- | 6,077 | 4,362 | 2,210 | 2,481 | 57,741 |
| Elevator construction ²¹ | 3 | 1,790,899 | ----- | 275,654 | 1,231,820 | ----- | 13,505 | ----- | 2,202 | 968 | ----- | 1,944 | 69,411 |
| Heating and plumbing..... | 20 | 2,498,635 | 50,000 | 659,137 | 1,291,965 | 19,004 | 124,239 | 201 | 22,895 | 10,051 | 2,380 | 8,740 | 137,487 |
| Heating and pipe covering..... | 12 | 1,987,531 | 40,000 | 478,443 | 1,036,208 | 14,404 | 88,454 | ----- | 14,036 | 7,236 | 1,762 | 6,422 | 112,205 |
| Plumbing..... | 5 | 347,820 | 13,000 | 118,538 | 140,379 | 4,000 | 22,329 | ----- | 6,203 | 1,885 | ----- | 1,748 | 12,313 |
| Plumbing and heating combined..... | 3 | 213,284 | 6,000 | 62,156 | 114,878 | ----- | 12,956 | 201 | 2,656 | 930 | 628 | 570 | 12,469 |
| Painting and decorating..... | 9 | 1,267,445 | ----- | 208,731 | 813,426 | 2,000 | 35,645 | 1,500 | 13,430 | 6,784 | ----- | 10,449 | 88,837 |
| Plastering and lathing..... | 3 | 508,113 | ----- | 271,814 | 159,829 | 24,066 | 14,955 | ----- | 1,577 | 7,187 | ----- | 2,457 | 16,015 |
| Roofing and sheet-metal work..... | 13 | 1,784,900 | 7,000 | 418,735 | 785,617 | 20,450 | 133,421 | 1,800 | 17,427 | 14,320 | ----- | 8,646 | 220,040 |
| Roofing..... | 8 | 754,447 | 7,000 | 129,428 | 281,105 | 21,450 | 60,371 | 1,800 | 5,827 | 8 | | | |

CONSTRUCTION—OHIO

965

TABLE 8.—EXPENDITURES OF REPORTING ESTABLISHMENTS: 1929—Continued

| CLASSIFICATION OF ESTABLISHMENTS | Es-tab-lish-ments re- port- ing | Value of con- struction business reported | PRINCIPAL ITEMS OF EXPENDITURE | | | OTHER ITEMS OF EXPENDITURE | | | | | | | |
|---------------------------------------------|---------------------------------|-------------------------------------------|--------------------------------|-------------|-------------------|--------------------------------|---------------|-------------|---------------|----------|----------------------------|-----------------------------------------------------|-----------------------------|
| | | | Subcon- tract work let | Wages paid | Cost of materials | Salaries | | Rent for | | Interest | Con- tract bond pre- miums | Com- pensation and liability in- surance pre- miums | All other overhead expenses |
| | | | | | | Propri- etors and firm members | Em- ploy- ees | Equip- ment | Offices, etc. | | | | |
| | | Dollars | Dollars | Dollars | Dollars | Dollars | Dollars | Dollars | Dollars | Dollars | Dollars | Dollars | Dollars |
| YOUNGSTOWN | 85 | 14, 112, 459 | 2, 250, 000 | 3, 584, 109 | 5, 004, 953 | 98, 277 | 717, 387 | 36, 807 | 68, 280 | 49, 473 | 60, 707 | 89, 129 | 875, 675 |
| General contractors ⁶ | 49 | 8, 031, 221 | 2, 087, 000 | 1, 791, 007 | 2, 264, 868 | 38, 696 | 351, 902 | 34, 027 | 15, 484 | 23, 571 | 52, 402 | 56, 750 | 529, 264 |
| Building | 33 | 5, 076, 496 | 1, 950, 000 | 1, 011, 659 | 1, 362, 277 | 19, 796 | 186, 582 | 3, 568 | 9, 502 | 9, 496 | 6, 843 | 29, 632 | 116, 527 |
| Building not specialized ⁶ | 23 | 4, 429, 532 | 1, 688, 000 | 917, 338 | 1, 148, 910 | 10, 556 | 132, 463 | 3, 418 | 8, 342 | 8, 682 | 6, 843 | 28, 376 | 110, 023 |
| Residential building only | 10 | 646, 964 | 268, 000 | 94, 321 | 213, 367 | 9, 240 | 4, 119 | 150 | 1, 220 | 814 | ----- | 1, 256 | 6, 504 |
| Highway and grading | 8 | 1, 323, 184 | 131, 000 | 311, 373 | 377, 455 | 15, 300 | 70, 926 | 27, 785 | 2, 308 | 7, 695 | 12, 064 | 8, 302 | 202, 036 |
| Railroad, bridge, and culvert | 4 | 388, 701 | ----- | 152, 636 | 119, 678 | 3, 000 | 27, 709 | 3, 574 | 1, 588 | 2, 304 | 3, 990 | 2, 578 | 45, 393 |
| Other classes ²¹ | 4 | 1, 242, 750 | ----- | 315, 339 | 405, 460 | ----- | 66, 685 | ----- | 2, 026 | 9, 076 | 28, 596 | 10, 238 | 161, 408 |
| Subcontractors | 30 | 6, 081, 238 | 163, 000 | 1, 793, 102 | 2, 740, 085 | 59, 581 | 365, 485 | 680 | 42, 796 | 20, 902 | 8, 305 | 32, 379 | 340, 411 |
| Electrical | 7 | 589, 789 | ----- | 185, 122 | 241, 121 | 15, 035 | 36, 463 | ----- | 7, 397 | 2, 437 | 153 | 1, 846 | 48, 435 |
| Heating and plumbing | 10 | 3, 422, 361 | 145, 000 | 924, 807 | 1, 563, 262 | 24, 746 | 182, 833 | ----- | 14, 983 | 5, 198 | 8, 152 | 16, 221 | 158, 147 |
| Heating and piping ²⁴ | 7 | 1, 253, 819 | 91, 000 | 387, 181 | 533, 124 | 5, 200 | 86, 501 | ----- | 9, 648 | 2, 324 | 8, 025 | 6, 611 | 66, 514 |
| Plumbing | 9 | 2, 168, 542 | 54, 000 | 537, 626 | 1, 030, 138 | 19, 546 | 97, 352 | ----- | 5, 335 | 2, 874 | 127 | 9, 610 | 91, 633 |
| Painting and decorating | 4 | 334, 848 | ----- | 165, 732 | 55, 172 | 6, 000 | 47, 729 | 80 | 6, 735 | 1, 375 | ----- | 5, 070 | 28, 003 |
| Plastering and lathing ²⁶ | 4 | 896, 506 | ----- | 336, 949 | 387, 879 | 8, 400 | 63, 347 | ----- | 9, 990 | 4, 789 | ----- | 3, 942 | 54, 080 |
| Other classes ²⁷ | 5 | 837, 734 | 18, 000 | 180, 489 | 402, 651 | 3, 900 | 45, 073 | 000 | 3, 685 | 7, 103 | ----- | 5, 300 | 60, 746 |

¹ Includes air transport work.
² Includes dam and reservoir; foundation; and oil and natural gas pipe line.
³ Includes soundproofing; power plant work; and grading.
⁴ Includes highway; street paving; and air transport work.
⁵ Includes masonry; steel erection; and metal work, n, e, s.
⁶ Includes operative builders.
⁷ Includes street paving; and air transport work.
⁸ Includes masonry; plastering and lathing; marble and tiling; and flooring, n, e, s.
⁹ Includes bridge and culvert; waterworks; and railroad.
¹⁰ Includes pipe covering; and automatic temperature control.
¹¹ Includes ornamental iron.
¹² Includes foundation; waterworks; and grading.
¹³ Includes flooring, n. e. s.
¹⁴ Includes carpentering; glass and glazing; street paving; and soundproofing.
¹⁵ Includes masonry and stonework.
¹⁶ Includes plumbing and heating combined.
¹⁷ Includes elevator construction; and ornamental iron.
¹⁸ Includes carpentering; excavating; and highway.
¹⁹ Includes glass and glazing; excavating; power plant work; and flooring, n. e. s.
²⁰ Includes power plant work; dredging, river, harbor, etc.; waterworks; and bridge and culvert.
²¹ Includes metal work, n. e. s.
²² Includes masonry.
²³ Includes carpentering; glass and glazing; wrecking; and street paving.
²⁴ Includes street paving; and sewer, gas, water, conduit.
²⁵ Includes pipe covering; and plumbing and heating combined.
²⁶ Includes marble and tiling.
²⁷ Includes carpentering; sheet metal work; steel erection; and ornamental iron.

CONSTRUCTION—OHIO

937

TABLE 9.—COST OF MATERIALS FURNISHED AND USED BY REPORTING ESTABLISHMENTS DURING 1929, BY KIND—Continued

| KIND OF MATERIAL | COST OF MATERIALS REPORTED BY— | | | | | | KIND OF MATERIAL | COST OF MATERIALS REPORTED BY— | | | | | |
|------------------------------------------------------|--------------------------------|-----------------------|-------------------------------------------------|----------------------------------|----------------|-------------------------------|------------------------------------------------------|--------------------------------|----------------------------------|----------------|-------------------------------------------------|-----------|--|
| | All classes of establishments | | | General contractors ¹ | Subcontractors | All classes of establishments | | | General contractors ² | Subcontractors | | | |
| | Amount | Per cent distribution | Per \$1,000 construction work done ² | | | Amount | | Per cent distribution | | | Per \$1,000 construction work done ² | | |
| | | | | Dollars | Dollars | | | | Dollars | Dollars | | | |
| CINCINNATI—Continued | | | | | | | | | | | | | |
| Distributed by kind—Continued. | | | | | | | | | | | | | |
| Plaster, etc. | 108,555 | 0.7 | 3.10 | 17,521 | | 91,034 | All kinds of material | | | | | | |
| Structural steel | 304,833 | 2.1 | 8.71 | 123,207 | | 181,626 | Distribution not reported | | | | | | |
| Reinforcing steel | 421,327 | 2.9 | 12.03 | 387,346 | | 33,981 | Distributed by kind | | | | | | |
| Cast iron, miscellaneous | 168,008 | 1.2 | 4.80 | 80,872 | | 87,136 | Sand, gravel, stone, slag | 9,222,702 | 100.0 | | 4,532,887 | 4,689,815 | |
| Metal doors, windows, and trim | 61,002 | .4 | 1.74 | 59,882 | | 1,120 | Brick (face, common, fire, paving, etc.) | 427,440 | 4.6 | 22.13 | 418,320 | 9,120 | |
| Metal and wire lath and furring | 38,663 | .3 | 1.11 | 8,022 | | 30,641 | Tile, fireproofing | 23,778 | .3 | 1.49 | 27,248 | 1,530 | |
| Ornamental metal work | 104,912 | .7 | 2.99 | 2,300 | | 102,612 | Tile, facing, terra cotta, etc. | 115,046 | 1.2 | 5.95 | 42,207 | 72,839 | |
| Lumber, rough and finished | 1,018,575 | 7.0 | 29.10 | 923,101 | | 95,474 | Concrete and cinder block | 258,344 | 2.8 | 13.37 | 238,344 | | |
| Laths, shingles, and shakes | 18,236 | .1 | .62 | 15,686 | | 2,550 | Cut stone, granite and marble | 206,519 | 2.2 | 10.69 | 71,464 | 135,055 | |
| Millwork | 773,437 | 5.3 | 22.10 | 743,223 | | 30,214 | Riprap, rubble, etc. | 2,230 | (*) | .11 | 2,230 | | |
| Composition board | 21,748 | .1 | .62 | 19,362 | | 2,486 | Cement | 536,558 | 5.8 | 27.78 | 525,684 | 10,874 | |
| Waterproofing materials | 19,855 | .1 | .67 | 11,378 | | 8,477 | Plaster, etc. | 15,168 | .2 | 7.08 | 10,066 | 5,112 | |
| Hardware, rough and finished | 155,701 | 1.1 | 4.45 | 147,897 | | 7,804 | Reinforcing steel | 261,810 | 2.8 | 13.54 | 230,117 | 22,303 | |
| Paints, varnishes, glass | 401,251 | 2.8 | 11.40 | 21,810 | | 379,441 | Cast iron, miscellaneous | 248,703 | 2.7 | 12.77 | 237,586 | 9,087 | |
| Roofing and sheet metal | 572,591 | 3.9 | 16.35 | 30,676 | | 541,915 | Metal doors, windows, and trim | 35,203 | .4 | 1.82 | 9,803 | 25,400 | |
| Finished flooring, n. e. s. | 261,623 | 1.8 | 7.47 | 27,790 | | 233,833 | Metal and wire lath and furring | 1,684,034 | 18.3 | 87.18 | 76,461 | 1,607,573 | |
| Screens, shades, awnings, etc. | 17,022 | .1 | .60 | 12,622 | | 5,000 | Ornamental metal work | 21,874 | .2 | 1.13 | 15,894 | 5,980 | |
| Heating and ventilating equipment | 1,942,473 | 13.8 | 55.49 | 22,476 | | 1,919,997 | Lumber, rough and finished | 495,442 | 5.4 | 25.65 | 481,148 | 14,294 | |
| Plumbing and gas-fitting equipment | 1,502,115 | 10.3 | 42.90 | 62,408 | | 1,439,707 | Laths, shingles, and shakes | 9,236 | .1 | .48 | 3,236 | 6,000 | |
| Electrical appliances and supplies | 784,838 | 5.4 | 22.42 | 18,991 | | 765,847 | Millwork | 140,931 | 1.5 | 7.29 | 140,931 | | |
| Elevators, dumb-waiters, etc. | 608,958 | 4.2 | 17.59 | 894 | | 608,064 | Composition board | 17,928 | .2 | .93 | 16,328 | 1,600 | |
| Pipe: Drain tile, vitrified, concrete, etc. | 210,043 | 1.4 | 6.01 | 197,831 | | 12,812 | Waterproofing materials | 27,403 | .3 | 1.42 | 27,403 | | |
| Pipe: Cast-iron, sheet and tube steel, etc. | 244,943 | 1.7 | 7.00 | 227,101 | | 17,842 | Hardware, rough and finished | 87,386 | .9 | 4.53 | 85,476 | 1,910 | |
| Wire cable, guards, and fencing | 88,176 | (*) | (*) | 80,380 | | 7,796 | Paints, varnishes, glass | 103,389 | 1.8 | 8.40 | 52,566 | 110,833 | |
| Bituminous paving materials | 47,956 | .3 | 2.52 | 47,956 | | | Roofing and sheet metal | 388,784 | 4.2 | 20.13 | 26,629 | 362,155 | |
| Ready-mixed concrete | 115,732 | .8 | 3.31 | 115,097 | | 635 | Finished flooring, n. e. s. | 46,227 | .5 | 2.39 | 32,927 | 13,300 | |
| Freight, hauling or trucking to job | 6,892 | (*) | .19 | 6,892 | | | Screens, shades, awnings, etc. | 14,556 | .2 | .75 | 5,566 | 9,020 | |
| Chemicals and chemical products | 10,680 | .1 | .30 | 110 | | 10,550 | Heating and ventilating equipment | 734,434 | 8.0 | 33.02 | 4,421 | 730,013 | |
| Metal products, n. e. s. (including metal furniture) | 7,347 | .1 | .21 | 246 | | 7,101 | Plumbing and gas-fitting equipment | 686,200 | 7.4 | 35.52 | 111,591 | 574,609 | |
| Mineral products (non-metallic), n. e. s. | 1,910 | (*) | .05 | 1,910 | | | Electrical appliances and supplies | 561,829 | 6.1 | 29.09 | 56,649 | 505,180 | |
| Sealing materials | 40,027 | .3 | 1.18 | 245 | | 40,382 | Elevators, dumb-waiters, etc. | 89,307 | 1.0 | 4.62 | 32,629 | 56,678 | |
| Textiles and caulking materials | 369,392 | 2.5 | 10.55 | 363,667 | | 8,725 | Pipe: Drain tile, vitrified, concrete, etc. | 37,692 | .4 | 1.95 | 36,069 | 1,623 | |
| Miscellaneous | 48,552,617 | 471.72 | 32,707,723 | 15,844,894 | | 12,892,029 | Pipe: Cast-iron, sheet and tube steel, etc. | 100,442 | 1.1 | 5.20 | 98,390 | 2,052 | |
| CLEVELAND | | | | | | | | | | | | | |
| All kinds of material | 28,582,629 | | | 10,560,576 | | 2,321,454 | Wire cable, guards, and fencing | 28,629 | .3 | 1.48 | 19,629 | 9,000 | |
| Distribution not reported | 48,552,617 | | | 32,707,723 | | 15,844,894 | Bituminous paving materials | 552,620 | 6.0 | 28.61 | 307,406 | 245,214 | |
| Distributed by kind | 35,670,588 | 100.0 | | 22,147,148 | | 13,523,440 | Ready-mixed concrete | 247 | (*) | .01 | 247 | | |
| Sand, gravel, stone, slag | 4,711,341 | 13.2 | 62.30 | 4,530,838 | | 180,503 | Machinery | 109,000 | 2.2 | 10.30 | 199,000 | | |
| Brick (face, common, fire, paving, etc.) | 2,589,527 | 7.3 | 34.25 | 2,572,885 | | 16,642 | Freight, hauling or trucking to job | 1,625 | (*) | .09 | 1,625 | | |
| Tile, fireproofing | 453,704 | 1.3 | 6.00 | 453,389 | | 315 | Metal products, n. e. s. (including metal furniture) | 24,470 | .3 | 1.27 | 3,470 | 21,000 | |
| Tile, facing, terra cotta, etc. | 550,711 | 1.5 | 7.28 | 229,038 | | 321,673 | Mineral products (non-metallic), n. e. s. | 34,599 | .4 | 1.70 | 12,755 | 21,844 | |
| Concrete and cinder block | 74,704 | .2 | .99 | 64,494 | | 10,270 | Miscellaneous | 1,893 | .3 | 3.72 | 59,608 | 12,285 | |
| Cut stone, granite and marble | 2,010,801 | 5.6 | 26.59 | 1,570,653 | | 440,148 | DAYTON | | | | | | |
| Riprap, rubble, etc. | 76,442 | .2 | 1.01 | 76,442 | | | All kinds of material | 8,535,458 | 492.16 | | 5,018,426 | 3,517,033 | |
| Cement | 3,564,476 | 10.0 | 47.14 | 3,487,468 | | 77,008 | Distribution not reported | 2,058,892 | 24.1 | | 1,282,663 | 826,229 | |
| Lime | 129,406 | .4 | 1.71 | 80,500 | | 48,906 | Distributed by kind | 6,476,566 | 100.0 | | 3,785,762 | 2,690,804 | |
| Plaster, etc. | 294,371 | .8 | 3.89 | 5,304 | | 289,067 | Sand, gravel, stone, slag | 442,333 | 6.8 | 33.62 | 423,558 | 18,825 | |
| Structural steel | 1,316,985 | 3.7 | 17.42 | 1,019,375 | | 297,610 | Brick (face, common, fire, paving, etc.) | 312,360 | 4.8 | 23.74 | 274,563 | 37,797 | |
| Reinforcing steel | 1,480,629 | 4.2 | 19.60 | 1,485,209 | | 1,420 | Tile, fireproofing | 21,007 | .3 | 1.59 | 20,407 | 600 | |
| Cast iron, miscellaneous | 159,428 | .4 | 2.11 | 138,741 | | 20,687 | Tile, facing, terra cotta, etc. | 98,204 | 1.5 | 7.46 | 35,337 | 62,867 | |
| Metal doors, windows, and trim | 73,030 | .2 | .97 | 54,615 | | 18,424 | Concrete and cinder block | 9,974 | .2 | .76 | 5,800 | 4,174 | |
| Metal and wire lath and furring | 147,183 | .4 | 1.95 | 216 | | 146,967 | Cut stone, granite and marble | 225,882 | 3.5 | 17.17 | 177,839 | 48,043 | |
| Ornamental metal work | 8,773 | (*) | .11 | 8,298 | | 475 | Riprap, rubble, etc. | 4,830 | .1 | .36 | 4,830 | | |
| Lumber, rough and finished | 1,833,362 | 5.1 | 24.25 | 1,810,393 | | 22,969 | Cement | 615,976 | 9.5 | 46.81 | 695,507 | 20,469 | |
| Laths, shingles, and shakes | 24,971 | .1 | .33 | 22,140 | | 2,831 | Lime | 28,789 | .4 | 2.18 | 13,969 | 14,820 | |
| Millwork | 774,615 | 2.2 | 10.25 | 774,615 | | | Plaster, etc. | 142,508 | 2.2 | 10.83 | 58,640 | 83,928 | |
| Composition board | 422,942 | 1.2 | 5.59 | 319,239 | | 103,703 | Structural steel | 630,656 | 9.7 | 47.93 | 204,356 | 426,300 | |
| Waterproofing materials | 140,259 | .4 | 1.85 | 88,449 | | 51,810 | Reinforcing steel | 177,753 | 2.7 | 13.50 | 177,753 | | |
| Hardware, rough and finished | 342,677 | 1.0 | 4.53 | 324,174 | | 18,503 | Cast iron, miscellaneous | 63,848 | 1.0 | 4.81 | 1,682 | 61,666 | |
| Paints, varnishes, glass | 823,045 | 2.3 | 10.88 | 238,300 | | 584,745 | Metal doors, windows, and trim | 83,618 | 1.3 | 6.35 | 83,618 | | |
| Roofing and sheet metal | 970,595 | 2.7 | 12.84 | 35,743 | | 934,847 | Metal and wire lath and furring | 31,059 | .5 | 2.30 | 2,782 | 28,277 | |
| Finished flooring, n. e. s. | 304,092 | .9 | 4.02 | 125,645 | | 178,447 | Ornamental metal work | 48,408 | .7 | 3.68 | 48,408 | | |
| Screens, shades, awnings, etc. | 16,907 | (*) | .22 | 16,607 | | 300 | Lumber, rough and finished | 446,395 | 6.9 | 33.92 | 445,053 | 442 | |
| Heating and ventilating equipment | 2,877,741 | 8.1 | 38.06 | 32,835 | | 2,844,906 | Laths, shingles, and shakes | 30,611 | .5 | 2.32 | 27,211 | 3,300 | |
| Plumbing and gas-fitting equipment | 1,936,949 | 5.6 | 26.27 | 97,279 | | 1,880,670 | Millwork | 297,770 | 4.6 | 22.63 | 297,770 | | |
| Electrical appliances and supplies | 1,545,022 | 4.3 | 20.43 | 148,456 | | 1,396,566 | Composition board | 3,425 | .1 | .26 | 3,425 | | |
| Elevators, dumb-waiters, etc. | 3,055,010 | 8.6 | 40.80 | 21,365 | | 3,063,645 | Waterproofing materials | 9,767 | .2 | .74 | 9,165 | 602 | |
| Pipe: Drain tile, vitrified, concrete, etc. | 604,010 | 1.7 | 8.00 | 529,604 | | 75,312 | Hardware, rough and finished | 66,940 | 1.0 | 5.09 | 66,784 | 156 | |
| Pipe: Cast-iron, sheet and tube steel, etc. | 752,024 | 2.1 | 9.94 | 538,860 | | 213,165 | Paints, varnishes, glass | 190,162 | 2.9 | 14.46 | 48,182 | 141,980 | |
| Wire cable, guards, and fencing | 21,190 | .1 | .28 | 17,890 | | 3,300 | Roofing and sheet metal | 256,673 | 4.0 | 19.50 | 58,065 | 197,808 | |
| Bituminous paving materials | 723,246 | 2.0 | 9.57 | 661,533 | | 61,713 | Finished flooring, n. e. s. | 43,915 | .7 | 3.34 | 18,815 | 25,000 | |
| Wood piling and timber | 36,821 | .1 | .49 | 36,821 | | | Screens, shades, awnings, etc. | 4,691 | .1 | .35 | 4,691 | | |
| Ready-mixed concrete | 190,570 | .5 | 2.52 | 190,570 | | | Heating and ventilating equipment | 483,607 | 6.7 | 32.94 | 51,987 | 381,520 | |
| Freight, hauling or trucking to job | 129,569 | .4 | 1.71 | 119,785 | | 12,784 | Plumbing and gas-fitting equipment | 703,825 | 10.9 | 53.48 | 77,615 | 626,210 | |
| Metal products, n. e. s. (including metal furniture) | 34,804 | .1 | .45 | 23,417 | | 10,887 | Electrical appliances and supplies | 660,242 | 10.3 | 50.85 | 211,623 | 457,719 | |
| Mineral products (non-metallic), n. e. s. | 124,238 | .3 | 1.64 | 124,088 | | 150 | Pipe: Drain tile, vitrified, concrete, etc. | 107,849 | 1.7 | 8.19 | 91,569 | 16,280 | |
| Sealing materials | 19,064 | .1 | .26 | 3,390 | | 16,274 | Pipe: Cast-iron, sheet and tube steel, etc. | 97,310 | 1.5 | 7.32 | 64,693 | 31,621 | |
| Textiles and caulking materials | 33,378 | .1 | .44 | 32,593 | | 575 | Wire cable, guards, and fencing | 20,770 | .4 | 2.11 | 27,770 | | |
| Miscellaneous | 204,901 | .6 | 2.71 | 120,640 | | 84,255 | Bituminous paving materials | 59,403 | .9 | 4.51 | 59,403 | | |

See footnotes at end of table.

TABLE 9.—COST OF MATERIALS FURNISHED AND USED BY REPORTING ESTABLISHMENTS DURING 1929, BY KIND—Continued

| KIND OF MATERIAL | COST OF MATERIALS REPORTED BY— | | | | | KIND OF MATERIAL | COST OF MATERIALS REPORTED BY— | | | | | |
|-----------------------------------------------------------|--------------------------------|-----------------------|-------------------------------------------------|----------------------------------|----------------|-----------------------------------------------------------|--------------------------------|-----------------------|-------------------------------------------------|----------------------------------|----------------|---------|
| | All classes of establishments | | | General contractors ² | Subcontractors | | All classes of establishments | | | General contractors ² | Subcontractors | |
| | Amount | Per cent distribution | Per \$1,000 construction work done ¹ | | | | Amount | Per cent distribution | Per \$1,000 construction work done ¹ | | | |
| DAYTON—Continued | | | | | | TOLEDO—Continued | | | | | | |
| Distributed by kind—Continued. | Dollars | | Dollars | Dollars | Dollars | Distributed by kind—Continued. | Dollars | | Dollars | Dollars | Dollars | Dollars |
| Freight, hauling or trucking to job... | 4,196 | 0.1 | 0.32 | 4,196 | ----- | Metal products, n. e. s. (including metal furniture)..... | 11,162 | 0.1 | 0.55 | 10,251 | ----- | 911 |
| Metal products, n. e. s. (including metal furniture)..... | 11,500 | .2 | .88 | 11,500 | ----- | Mineral products (non-metallic), n. e. s..... | 2,400 | (⁴) | .12 | 2,400 | ----- | ----- |
| Mineral products (non-metallic), n. e. s..... | 850 | (⁴) | .00 | 850 | ----- | Sealing materials..... | 5,116 | .1 | .25 | 5,116 | ----- | ----- |
| Sealing materials..... | 6,682 | .1 | .51 | 6,682 | ----- | Textiles and caulking materials..... | 640 | (⁴) | .03 | ----- | ----- | 640 |
| Miscellaneous..... | 68,564 | 1.1 | 5.21 | 68,564 | ----- | Miscellaneous..... | 599,052 | 6.1 | 29.77 | 43,298 | ----- | 656,754 |
| | | | | | | | | | | | | |
| TOLEDO | | | | | | YOUNGSTOWN | | | | | | |
| All kinds of material..... | 13,644,501 | ----- | 486.39 | 7,787,421 | 5,857,170 | All kinds of material..... | 5,672,697 | ----- | 436.36 | 2,932,612 | 2,740,085 | |
| Distribution not reported..... | 3,867,814 | 28.3 | ----- | 2,799,963 | 1,057,861 | Distribution not reported..... | 1,831,935 | 32.3 | ----- | 1,286,113 | 546,822 | |
| Distributed by kind..... | 9,786,777 | 100.0 | ----- | 4,987,468 | 4,799,309 | Distributed by kind..... | 3,840,782 | 100.0 | ----- | 1,646,499 | 2,194,283 | |
| Sand, gravel, stone, slag..... | 1,134,469 | 11.6 | 56.38 | 988,808 | 151,161 | Sand, gravel, stone, slag..... | 851,430 | 9.2 | 30.93 | 317,662 | 38,768 | |
| Brick (face, common, fire, paving, etc.)..... | 409,244 | 4.2 | 20.34 | 360,124 | 49,120 | Brick (face, common, fire, paving, etc.)..... | 215,992 | 5.6 | 24.54 | 215,992 | ----- | |
| Tile, fireproofing..... | 30,737 | .3 | 1.53 | 30,737 | ----- | Tile, fireproofing..... | 38,066 | 1.0 | 4.32 | 38,066 | ----- | |
| Tile, facing, terra cotta, etc..... | 98,341 | 1.0 | 4.87 | 14,058 | 83,638 | Tile, facing, terra cotta, etc..... | 12,816 | .3 | 1.40 | 12,816 | ----- | |
| Concrete and Cinder block..... | 153,763 | 1.6 | 7.04 | 23,145 | 130,608 | Concrete and Cinder block..... | 5,136 | .1 | .50 | 5,136 | ----- | |
| Cut stone, granite and marble..... | 177,822 | 1.8 | 8.84 | 135,543 | 42,279 | Cut stone, granite and marble..... | 50,163 | 1.3 | 5.70 | 50,163 | ----- | |
| Riprap, rubble, etc..... | 14,398 | .1 | .71 | 1,898 | 13,000 | Cement..... | 302,994 | 7.9 | 34.42 | 294,493 | 8,501 | |
| Cement..... | 619,490 | 6.3 | 30.79 | 599,253 | 20,237 | Lime..... | 65,250 | 1.7 | 7.41 | 1,683 | 63,567 | |
| Lime..... | 13,426 | .1 | .67 | 11,246 | 2,180 | Plaster, etc..... | 134,638 | 3.5 | 15.30 | 727 | ----- | |
| Plaster, etc..... | 140,931 | 1.4 | 7.00 | 97,918 | 43,013 | Structural steel..... | 312,163 | 8.1 | 35.47 | 153,788 | 158,375 | |
| Structural steel..... | 354,991 | 3.6 | 17.04 | 354,991 | ----- | Reinforcing steel..... | 69,579 | 1.8 | 7.91 | 69,579 | ----- | |
| Reinforcing steel..... | 342,964 | 3.5 | 17.04 | 342,811 | 153 | Cast iron, miscellaneous..... | 688 | (⁴) | .08 | 688 | ----- | |
| Cast iron, miscellaneous..... | 25,959 | .3 | 1.29 | 25,959 | ----- | Metal doors, windows, and trim..... | 159,075 | 4.1 | 17.73 | 11,178 | 144,897 | |
| Metal doors, windows, and trim..... | 79,312 | .8 | 3.94 | 46,592 | 32,720 | Metal and wire lath and furring..... | 68,693 | 1.8 | 7.70 | 550 | 68,034 | |
| Metal and wire lath and furring..... | 16,819 | .2 | .84 | 7,647 | 9,172 | Ornamental metal work..... | 35,454 | .9 | 4.03 | 5,454 | 30,000 | |
| Ornamental metal work..... | 168,030 | 1.6 | 7.86 | 70,061 | 87,069 | Lumber, rough and finished..... | 260,156 | 6.8 | 29.56 | 190,635 | 69,521 | |
| Lumber, rough and finished..... | 418,360 | 4.3 | 20.79 | 415,776 | 2,584 | Laths, shingles, and shakes..... | 16,679 | .4 | 1.89 | 2,800 | 13,879 | |
| Laths, shingles, and shakes..... | 10,111 | .1 | .50 | 6,450 | 3,661 | Millwork..... | 65,571 | 1.7 | 7.45 | 65,571 | ----- | |
| Millwork..... | 272,807 | 2.8 | 13.56 | 272,807 | ----- | Composition board..... | 971 | (⁴) | .11 | 971 | ----- | |
| Composition board..... | 11,846 | .1 | .69 | 11,846 | ----- | Waterproofing materials..... | 3,542 | .1 | .40 | 3,542 | ----- | |
| Waterproofing materials..... | 10,928 | .1 | .54 | 8,530 | 2,398 | Hardware, rough and finished..... | 35,737 | .9 | 4.06 | 35,737 | ----- | |
| Hardware, rough and finished..... | 80,416 | .8 | 4.00 | 79,095 | 721 | Paints, varnishes, glass..... | 61,203 | 1.6 | 6.00 | 2,870 | 58,324 | |
| Paints, varnishes, glass..... | 167,708 | 1.7 | 8.34 | 38,563 | 129,143 | Roofing and sheet metal..... | 145,152 | 3.8 | 10.49 | 7,023 | 138,129 | |
| Roofing and sheet metal..... | 759,099 | 7.8 | 37.76 | 24,391 | 735,308 | Finished flooring, n. e. s..... | 6,204 | .2 | .71 | 6,204 | ----- | |
| Finished flooring, n. e. s..... | 13,821 | .1 | .60 | 13,821 | 141 | Screens, shades, awnings, etc..... | 5,255 | .1 | .60 | 335 | 4,920 | |
| Screens, shades, awnings, etc..... | 3,551 | (⁴) | .18 | 3,551 | ----- | Heating and ventilating equipment..... | 201,860 | 5.2 | 22.88 | 2,139 | 199,721 | |
| Heating and ventilating equipment..... | 815,193 | 8.3 | 40.52 | 190,949 | 624,244 | Plumbing and gas-fitting equipment..... | 854,785 | 22.3 | 97.12 | 6,263 | 848,522 | |
| Plumbing and gas-fitting equipment..... | 319,883 | 3.3 | 15.00 | 66,351 | 253,532 | Electrical appliances and supplies..... | 213,359 | 5.6 | 24.24 | 2,233 | 211,121 | |
| Electrical appliances and supplies..... | 460,483 | 4.7 | 22.88 | 15,360 | 445,123 | Pipe: Drain tile, vitrified, concrete, etc..... | 41,343 | 1.1 | 4.70 | 36,102 | 5,241 | |
| Elevators, dumb-waiters, etc..... | 1,206,125 | 12.3 | 59.94 | 7,025 | 1,199,100 | Pipe: Cast-iron, sheet and tube steel, etc..... | 14,844 | .4 | 1.68 | 12,944 | 1,900 | |
| Pipe: Drain tile, vitrified, concrete, etc..... | 218,833 | 2.2 | 10.88 | 217,833 | 1,000 | Bituminous paving materials..... | 41,552 | 1.1 | 4.72 | 41,552 | ----- | |
| Pipe: Cast-iron, sheet and tube steel, etc..... | 159,467 | 1.6 | 7.92 | 157,467 | 2,000 | Wood piling and timber..... | 2,828 | .1 | .32 | 2,828 | ----- | |
| Wire cable, guards, and fencing..... | 2,876 | (⁴) | .14 | 2,776 | 100 | Freight, hauling or trucking to job..... | 7,401 | .2 | .84 | 7,358 | 43 | |
| Bituminous paving materials..... | 415,878 | 4.3 | 20.67 | 237,324 | 178,554 | Metal products, n. e. s. (including metal furniture)..... | 7,423 | .2 | .84 | 43 | 7,880 | |
| Wood piling and timber..... | 4,376 | (⁴) | .22 | 4,376 | ----- | Textiles and caulking materials..... | 1,326 | (⁴) | .15 | 1,326 | ----- | |
| Ready-mixed concrete..... | 952 | (⁴) | .05 | 952 | ----- | Miscellaneous..... | 35,028 | .9 | 3.98 | 35,028 | ----- | |
| Freight, hauling or trucking to job..... | 44,410 | .5 | 2.21 | 44,410 | ----- | | | | | | | |

¹ The value of construction work done is obtained from figures presented in Table 1, by subtracting the value of subcontract work lot from the total value of construction business.
² Includes operative builders.
³ The percentage of total cost shown for this item is high because establishments located within this area reported that a large part of their construction work (on which this material was used) was done on contract outside the home city or State.
⁴ Less than one-tenth of 1 per cent.
⁵ Less than 1 cent.
⁶ The high percentage of total cost shown for this item is due to the fact that business of establishments reporting this material constituted a large part of the total business reported for this area.

CONSTRUCTION—OHIO

TABLE 10.—COMPARISON OF COST OF DESIGNATED MATERIALS FURNISHED AND USED BY REPORTING ESTABLISHMENTS DURING 1929, WITH COST OF MATERIALS AND VALUE OF CONSTRUCTION BUSINESS

[Based exclusively upon reports of establishments which gave the distributed cost of materials]

| KIND OF MATERIAL AND CLASSIFICATION OF ESTABLISHMENTS | COST OF DESIGNATED MATERIAL | | | | | Value of construction business | Indicated per cent of all business done by own force ¹ | KIND OF MATERIAL AND CLASSIFICATION OF ESTABLISHMENTS | COST OF DESIGNATED MATERIAL | | | | | Value of construction business | Indicated per cent of all business done by own force ¹ | | | | | | | | | | | | |
|-------------------------------------------------------------------|-------------------------------------------|------------|-----------------------------------|--------------------------------|-------------------------------------------------------------------|--------------------------------|-------------------------------------------------------------------|-------------------------------------------------------|-------------------------------------------|------------|-----------------------------------|--------------------------------|-------------------------------------------------------------------|---------------------------------------------|-------------------------------------------------------------------|------------|---------|------|-------------|-------|--|--|--|--|--|--|--|
| | Cost of all materials distributed by kind | | Per cent of— | | | | | | Cost of all materials distributed by kind | | Per cent of— | | | | | | | | | | | | | | | | |
| | Amount | Total cost | Cost of all distributed materials | Value of construction business | Indicated per cent of all business done by own force ¹ | | | | Amount | Total cost | Cost of all distributed materials | Value of construction business | Indicated per cent of all business done by own force ¹ | | | | | | | | | | | | | | |
| OHIO | | | | | | | | | | | | | | OHIO—Continued | | | | | | | | | | | | | |
| <i>Sand, gravel, crushed stone, slag, and cinders²</i> | | | | | | | | | | | | | | <i>Tile, facing, terra cotta, etc.</i> | | | | | | | | | | | | | |
| | Dollars | Dollars | 100.0 | 12.0 | Dollars | | Dollars | Dollars | 100.0 | 1.4 | Dollars | | Dollars | Dollars | 100.0 | 1.4 | Dollars | | | | | | | | | | |
| All classes..... | 113,709,474 | 13,589,638 | 100.0 | 12.0 | 304,479,069 | 77.6 | All classes..... | 113,709,474 | 1,549,800 | 100.0 | 1.4 | 304,479,069 | 77.6 | All classes..... | 113,709,474 | 3,737,901 | 100.0 | 3.3 | 304,479,069 | 77.6 | | | | | | | |
| General contractors ³ | 407,351,689 | 12,872,830 | 94.7 | 10.1 | 208,714,992 | 69.5 | General contractors ³ | 407,351,689 | 572,168 | 30.9 | .8 | 208,714,992 | 69.5 | General contractors ³ | 407,351,689 | 2,793,341 | 74.7 | 4.1 | 208,714,992 | 69.5 | | | | | | | |
| Building..... | 34,207,092 | 3,502,984 | 25.8 | 10.2 | 127,509,489 | 57.5 | Building..... | 34,207,092 | 571,415 | 30.9 | 1.7 | 127,509,489 | 57.5 | Building..... | 34,207,092 | 1,074,421 | 44.8 | 5.0 | 127,509,489 | 57.5 | | | | | | | |
| Building not specialized ³ | 26,941,447 | 2,991,087 | 22.0 | 11.1 | 101,784,390 | 57.7 | Building not specialized ³ | 26,941,447 | 470,389 | 30.4 | 1.7 | 101,784,390 | 57.7 | Building not specialized ³ | 26,941,447 | 1,577,019 | 42.2 | 4.9 | 101,784,390 | 57.7 | | | | | | | |
| Commercial building only..... | 1,584,000 | 293,584 | 2.2 | 18.5 | 9,027,756 | 46.1 | Commercial building only..... | 1,584,000 | 45,087 | 2.0 | 2.8 | 9,027,756 | 46.1 | Commercial building only..... | 1,584,000 | 7,819 | .2 | 5.0 | 9,027,756 | 46.1 | | | | | | | |
| Manufacturing building only..... | 1,184,673 | 22,304 | .2 | 1.9 | 2,349,000 | 63.8 | Manufacturing building only..... | 1,184,673 | 4,496,882 | 30.4 | 2.9 | 2,349,000 | 63.8 | Manufacturing building only..... | 1,184,673 | 88,983 | 2.4 | 2.0 | 2,349,000 | 63.8 | | | | | | | |
| Residential building only..... | 4,496,882 | 196,029 | 1.4 | 4.4 | 14,348,247 | 56.2 | Residential building only..... | 4,496,882 | 50,145 | 3.0 | 1.2 | 14,348,247 | 56.2 | Residential building only..... | 4,496,882 | 17,199 | .6 | 1.1 | 14,348,247 | 56.2 | | | | | | | |
| Highway..... | 14,146,785 | 5,398,089 | 39.7 | 38.2 | 29,357,204 | 93.4 | Highway..... | 14,146,785 | 604,437 | 17.8 | 4.7 | 29,357,204 | 93.4 | Highway..... | 14,146,785 | 604,437 | 17.8 | 4.7 | 29,357,204 | 93.4 | | | | | | | |
| Bridge and culvert..... | 3,203,433 | 243,116 | 1.8 | 7.6 | 6,172,491 | 93.1 | Bridge and culvert..... | 3,203,433 | 5,775 | .2 | 2.0 | 6,172,491 | 93.1 | Bridge and culvert..... | 3,203,433 | 5,775 | .2 | 2.0 | 6,172,491 | 93.1 | | | | | | | |
| Grading..... | 150,946 | 63,391 | .5 | 42.0 | 603,215 | 98.4 | Grading..... | 150,946 | 2,937 | .1 | 1.9 | 603,215 | 98.4 | Grading..... | 150,946 | 2,937 | .1 | 1.9 | 603,215 | 98.4 | | | | | | | |
| Street paving..... | 7,879,266 | 2,521,840 | 18.0 | 32.0 | 17,719,691 | 91.4 | Street paving..... | 7,879,266 | 444,586 | 11.9 | 5.0 | 17,719,691 | 91.4 | Street paving..... | 7,879,266 | 444,586 | 11.9 | 5.0 | 17,719,691 | 91.4 | | | | | | | |
| Sewer, gas, water, conduit..... | 3,728,340 | 582,035 | 4.3 | 15.0 | 10,153,144 | 96.8 | Sewer, gas, water, conduit..... | 3,728,340 | 200 | .0 | .0 | 10,153,144 | 96.8 | Sewer, gas, water, conduit..... | 3,728,340 | 200 | .0 | .0 | 10,153,144 | 96.8 | | | | | | | |
| Dam and reservoir..... | 9,800 | 3,000 | .0 | 30.4 | 34,400 | 100.0 | Dam and reservoir..... | 9,800 | 790 | .1 | 7.1 | 34,400 | 100.0 | Dam and reservoir..... | 9,800 | 790 | .1 | 7.1 | 34,400 | 100.0 | | | | | | | |
| Waterworks..... | 969,814 | 124,504 | .9 | 12.8 | 2,124,718 | 91.2 | Waterworks..... | 969,814 | 68,900 | .6 | 6.2 | 2,124,718 | 91.2 | Waterworks..... | 969,814 | 68,900 | .6 | 6.2 | 2,124,718 | 91.2 | | | | | | | |
| Dredging, river, harbor, etc..... | 584,859 | 48,067 | .4 | 8.3 | 3,816,436 | 88.6 | Dredging, river, harbor, etc..... | 584,859 | 70,491 | .6 | 12.1 | 3,816,436 | 88.6 | Dredging, river, harbor, etc..... | 584,859 | 70,491 | .6 | 12.1 | 3,816,436 | 88.6 | | | | | | | |
| Railroad..... | 1,453,123 | 380,805 | 2.8 | 26.2 | 9,802,321 | 87.5 | Railroad..... | 1,453,123 | 247,205 | 2.3 | 17.0 | 9,802,321 | 87.5 | Railroad..... | 1,453,123 | 247,205 | 2.3 | 17.0 | 9,802,321 | 87.5 | | | | | | | |
| Foundation..... | 8,945 | 3,334 | .0 | 37.3 | 41,923 | 100.0 | Foundation..... | 8,945 | 3,110 | .0 | 34.8 | 41,923 | 100.0 | Foundation..... | 8,945 | 3,110 | .0 | 34.8 | 41,923 | 100.0 | | | | | | | |
| Central station, light and power plant..... | 803,911 | 1,095 | .0 | .1 | 1,750,977 | 100.0 | Central station, light and power plant..... | 803,911 | 627 | .0 | .1 | 1,750,977 | 100.0 | Central station, light and power plant..... | 803,911 | 627 | .0 | .1 | 1,750,977 | 100.0 | | | | | | | |
| Subcontractors..... | 446,357,785 | 710,808 | 5.3 | 1.5 | 95,764,077 | 97.8 | Subcontractors..... | 446,357,785 | 944,560 | 25.3 | 2.0 | 95,764,077 | 97.8 | Subcontractors..... | 446,357,785 | 458,495 | 4.2 | 1.0 | 95,764,077 | 97.8 | | | | | | | |
| Concreting..... | 779,997 | 294,425 | 2.2 | 37.7 | 2,209,651 | 94.9 | Concreting..... | 779,997 | 271,880 | 2.6 | 34.9 | 2,209,651 | 94.9 | Concreting..... | 779,997 | 271,880 | 2.6 | 34.9 | 2,209,651 | 94.9 | | | | | | | |
| Electrical..... | 4,511,563 | 15,630 | .1 | .3 | 9,843,099 | 99.9 | Electrical..... | 4,511,563 | 1,131 | .0 | .0 | 9,843,099 | 99.9 | Electrical..... | 4,511,563 | 1,131 | .0 | .0 | 9,843,099 | 99.9 | | | | | | | |
| Heating and plumbing..... | 17,105,332 | 4,512 | .0 | .0 | 32,114,943 | 96.5 | Heating and plumbing..... | 17,105,332 | 158 | .0 | .0 | 32,114,943 | 96.5 | Heating and plumbing..... | 17,105,332 | 158 | .0 | .0 | 32,114,943 | 96.5 | | | | | | | |
| Heating..... | 7,795,143 | 192 | .0 | .0 | 14,749,183 | 93.8 | Heating..... | 7,795,143 | 32 | .0 | .0 | 14,749,183 | 93.8 | Heating..... | 7,795,143 | 32 | .0 | .0 | 14,749,183 | 93.8 | | | | | | | |
| Plumbing..... | 5,636,304 | 4,120 | .0 | .1 | 10,529,118 | 98.8 | Plumbing..... | 5,636,304 | 793 | .0 | .0 | 10,529,118 | 98.8 | Plumbing..... | 5,636,304 | 793 | .0 | .0 | 10,529,118 | 98.8 | | | | | | | |
| Plumbing and heating combined..... | 732,734 | 200 | .0 | .0 | 1,493,264 | 97.7 | Plumbing and heating combined..... | 732,734 | 150 | .0 | .0 | 1,493,264 | 97.7 | Plumbing and heating combined..... | 732,734 | 150 | .0 | .0 | 1,493,264 | 97.7 | | | | | | | |
| Masonry..... | 873,063 | 32,865 | .2 | 3.8 | 2,106,269 | 99.6 | Masonry..... | 873,063 | 72,106 | .7 | 8.3 | 2,106,269 | 99.6 | Masonry..... | 873,063 | 72,106 | .7 | 8.3 | 2,106,269 | 99.6 | | | | | | | |
| Plastering and lathing..... | 1,420,895 | 87,401 | .6 | 6.2 | 4,174,093 | 98.9 | Plastering and lathing..... | 1,420,895 | 22,597 | .2 | 1.6 | 4,174,093 | 98.9 | Plastering and lathing..... | 1,420,895 | 22,597 | .2 | 1.6 | 4,174,093 | 98.9 | | | | | | | |
| Roofing and sheet-metal work..... | 4,421,828 | 10,003 | .1 | .2 | 10,566,270 | 97.9 | Roofing and sheet-metal work..... | 4,421,828 | 10 | .0 | .0 | 10,566,270 | 97.9 | Roofing and sheet-metal work..... | 4,421,828 | 10 | .0 | .0 | 10,566,270 | 97.9 | | | | | | | |
| Roofing..... | 1,897,748 | 9,868 | .1 | .5 | 4,706,918 | 98.8 | Roofing..... | 1,897,748 | 10 | .0 | .0 | 4,706,918 | 98.8 | Roofing..... | 1,897,748 | 10 | .0 | .0 | 4,706,918 | 98.8 | | | | | | | |
| Sheet-metal work..... | 1,111,959 | 140 | .0 | .0 | 2,064,566 | 99.7 | Sheet-metal work..... | 1,111,959 | 140 | .0 | .0 | 2,064,566 | 99.7 | Sheet-metal work..... | 1,111,959 | 140 | .0 | .0 | 2,064,566 | 99.7 | | | | | | | |
| Steel erection..... | 1,788,440 | 75 | .0 | .0 | 3,248,518 | 95.6 | Steel erection..... | 1,788,440 | 75 | .0 | .0 | 3,248,518 | 95.6 | Steel erection..... | 1,788,440 | 75 | .0 | .0 | 3,248,518 | 95.6 | | | | | | | |
| Stone work..... | 220,813 | 4,477 | .0 | 2.0 | 759,333 | 97.9 | Stone work..... | 220,813 | 135,629 | 3.6 | 16.3 | 759,333 | 97.9 | Stone work..... | 220,813 | 135,629 | 3.6 | 16.3 | 759,333 | 97.9 | | | | | | | |
| Marble and tiling..... | 1,941,579 | 200,259 | 1.5 | 10.0 | 4,615,201 | 99.3 | Marble and tiling..... | 1,941,579 | 617,032 | 16.5 | 31.8 | 4,615,201 | 99.3 | Marble and tiling..... | 1,941,579 | 617,032 | 16.5 | 31.8 | 4,615,201 | 99.3 | | | | | | | |
| Excavating..... | 6,329 | 2,000 | .0 | 31.6 | 10,630 | 99.0 | Excavating..... | 6,329 | 31.6 | .0 | 31.6 | 10,630 | 99.0 | Excavating..... | 6,329 | 31.6 | .0 | 31.6 | 10,630 | 99.0 | | | | | | | |
| Street paving..... | 242,521 | 56,935 | .4 | 23.5 | 538,800 | 100.0 | Street paving..... | 242,521 | 56,935 | .4 | 23.5 | 538,800 | 100.0 | Street paving..... | 242,521 | 56,935 | .4 | 23.5 | 538,800 | 100.0 | | | | | | | |
| Soundproofing..... | 275,151 | 1,221 | .0 | .4 | 659,841 | 100.0 | Soundproofing..... | 275,151 | 1,221 | .0 | .4 | 659,841 | 100.0 | Soundproofing..... | 275,151 | 1,221 | .0 | .4 | 659,841 | 100.0 | | | | | | | |
| Flooring, n. e. s..... | 1,007,950 | 1,000 | .0 | .1 | 1,410,167 | 100.0 | Flooring, n. e. s..... | 1,007,950 | 1,000 | .0 | .1 | 1,410,167 | 100.0 | Flooring, n. e. s..... | 1,007,950 | 1,000 | .0 | .1 | 1,410,167 | 100.0 | | | | | | | |
| Brick (face, common, fire, paving, etc.) | | | | | | | | | | | | | | Cement³ | | | | | | | | | | | | | |
| | Dollars | Dollars | 100.0 | 5.9 | Dollars | | Dollars | Dollars | 100.0 | 9.6 | Dollars | | Dollars | Dollars | 100.0 | 9.6 | Dollars | | | | | | | | | | |
| All classes..... | 113,709,474 | 6,082,091 | 100.0 | 5.9 | 304,479,069 | 77.6 | All classes..... | 113,709,474 | 10,956,335 | 100.0 | 9.6 | 304,479,069 | 77.6 | All classes..... | 113,709,474 | 10,497,840 | 100.0 | 15.0 | 304,479,069 | 77.6 | | | | | | | |
| General contractors ³ | 407,351,689 | 6,188,042 | 92.6 | 9.2 | 208,714,992 | 69.5 | General contractors ³ | 407,351,689 | 10,497,840 | 95.8 | 15.0 | 208,714,992 | 69.5 | General contractors ³ | 407,351,689 | 10,497,840 | 100.0 | 15.0 | 208,714,992 | 69.5 | | | | | | | |
| Building..... | 34,207,092 | 3,502,984 | 52.4 | 10.2 | 127,509,489 | 57.5 | Building..... | 34,207,092 | 3,590,284 | 32.8 | 10.5 | 127,509,489 | 57.5 | Building..... | 34,207,092 | 3,590,284 | 32.8 | 10.5 | 127,509,489 | 57.5 | | | | | | | |
| Building not specialized ³ | 26,941,447 | 3,025,840 | 45.3 | 11.2 | 101,784,390 | 57.7 | Building not specialized ³ | 26,941,447 | 3,104,170 | 28.3 | 11.5 | 101,784,390 | 57.7 | Building not specialized ³ | 26,941,447 | 3,104,170 | 28.3 | 11.5 | 101,784,390 | 57.7 | | | | | | | |
| Commercial building only..... | 1,584,000 | 150,308 | 2.2 | 9.5 | 9,027,756 | 46.1 | Commercial building only..... | 1,584,000 | 342,713 | 3.1 | 21.6 | 9,027,756 | 46.1 | Commercial building only..... | 1,584,000 | 342,713 | 3.1 | 21.6 | 9,027,756 | 46.1 | | | | | | | |
| Manufacturing building only..... | 1,184,673 | 13,000 | .2 | 1.1 | 2,349,000 | 63.8 | Manufacturing building only..... | 1,184,673 | 10,183 | .1 | .8 | 2,349,000 | 63.8 | Manufacturing building only..... | 1,184,673 | 10,183 | .1 | .8 | 2,349,000 | 63.8 | | | | | | | |
| Residential building only..... | 4,496,882 | 313,815 | 4.7 | 7.0 | 14,348,247 | 56.2 | Residential building only..... | 4,496,882 | 140,212 | 1.3 | 3.1 | 14,348,247 | 56.2 | Residential building only..... | 4,496,882 | 140,212 | 1.3 | 3.1 | 14,348,247 | 56.2 | | | | | | | |
| Highway..... | 14,146,785 | 1,300,977 | 10.5 | 9.2 | 29,357,204 | 93.4 | Highway..... | 14,146,785 | 3,519,689 | 32.1 | 24.9 | 29,357,204 | 93.4 | Highway..... | 14,146,785 | 3,519,689 | 32.1 | 24.9 | 29,357,204 | 93.4 | | | | | | | |
| Bridge and culvert..... | 3,203,433 | 11,168 | .2 | .3 | 6,172,491 | 93.1 | Bridge and culvert..... | 3,203,433 | 230,433 | 2.1 | 7.2 | 6,172,491 | 93.1 | Bridge and culvert..... | 3,20 | | | | | | | | | | | | |

TABLE 10.—COMPARISON OF COST OF DESIGNATED MATERIALS FURNISHED AND USED BY REPORTING ESTABLISHMENTS DURING 1929, WITH COST OF MATERIALS AND VALUE OF CONSTRUCTION BUSINESS—Continued

Table with columns for 'KIND OF MATERIAL AND CLASSIFICATION OF ESTABLISHMENTS', 'COST OF DESIGNATED MATERIAL' (Amount, Total cost, Per cent of all distributed materials), 'Value of construction business', and 'Indicated per cent of all business done by own force'. The table is divided into 'OHIO—Continued' and 'OHIO—Continued' sections, with sub-sections for 'Cement', 'Structural steel', 'Reinforcing steel', 'Metal doors, windows, and trim', and 'Lumber, rough and finished'. Each sub-section lists various materials and their respective costs and values.

See footnotes at end of table.

CONSTRUCTION—OHIO

TABLE 10.—COMPARISON OF COST OF DESIGNATED MATERIALS FURNISHED AND USED BY REPORTING ESTABLISHMENTS DURING 1929, WITH COST OF MATERIALS AND VALUE OF CONSTRUCTION BUSINESS—Continued

| KIND OF MATERIAL AND CLASSIFICATION OF ESTABLISHMENTS | COST OF DESIGNATED MATERIAL | | | | Value of construction business | Indicated per cent of all business done by own force ¹ | KIND OF MATERIAL AND CLASSIFICATION OF ESTABLISHMENTS | COST OF DESIGNATED MATERIAL | | | | Value of construction business | Indicated per cent of all business done by own force ¹ | | |
|-------------------------------------------------------|-------------------------------------------|---------------|------------------------------|--------|--------------------------------|-------------------------------------------------------------------|-------------------------------------------------------|-----------------------------------|-------------------------------------------|---------------|------------------------------|--------------------------------|-------------------------------------------------------------------|--------|-----------------------------------|
| | Cost of all materials distributed by kind | Per cent of — | | Amount | | | | Cost of all materials distributed | Cost of all materials distributed by kind | Per cent of — | | | | Amount | Cost of all materials distributed |
| | | Total cost | of all distributed materials | | | | | | | Total cost | of all distributed materials | | | | |
| OHIO—Continued | | | | | | OHIO—Continued | | | | | | | | | |
| <i>Paints, varnishes, glass, etc.</i> | | | | | | <i>Heating and ventilation equipment—Continued</i> | | | | | | | | | |
| All classes..... | Dollars | Dollars | 100.0 | 2.1 | Dollars | 77.6 | Subcontractors..... | Dollars | Dollars | 95.6 | 17.7 | Dollars | 57.5 | | |
| General contractors ³ | 113,709,474 | 2,412,405 | | | 504,479,069 | | Heating and plumbing..... | 46,357,785 | 8,263,359 | | | 95,764,677 | 69.3 | | |
| Building..... | 34,207,092 | 534,368 | 21.9 | 1.6 | 127,509,489 | 57.5 | Pipe covering..... | 17,105,332 | 7,615,629 | 88.2 | 44.5 | 32,114,943 | 69.3 | | |
| Building not specialized ³ | 26,941,447 | 459,088 | 18.8 | 1.7 | 101,784,390 | 57.7 | Plumbing..... | 7,795,143 | 5,763,579 | 69.7 | 73.9 | 14,749,183 | 63.8 | | |
| Commercial building only..... | 1,584,090 | 8,156 | .3 | .5 | 9,027,756 | 46.1 | Plumbing and heating combined..... | 255,224 | 226,245 | 21.6 | 88.6 | 10,529,118 | 98.8 | | |
| Residential building only..... | 4,496,882 | 67,130 | 2.7 | 1.5 | 14,348,247 | 56.2 | Automatic temperature control..... | 5,636,304 | 1,056,869 | 12.2 | 18.8 | 10,529,118 | 98.8 | | |
| Highway..... | 14,146,785 | 5,509 | .2 | 0 | 29,357,204 | 93.4 | Roofing and sheet-metal work..... | 732,734 | 341,978 | 4.0 | 45.7 | 1,493,264 | 97.7 | | |
| Bridge and culvert..... | 3,203,433 | 2,368 | .1 | 0 | 6,172,491 | 93.1 | Automatic sprinkler systems..... | 150,380 | 150,280 | 1.7 | 100.0 | 514,297 | 100.0 | | |
| Street paving..... | 7,879,266 | 802 | .0 | 0 | 17,719,691 | 91.4 | Roofing and sheet-metal work..... | 2,535,547 | 70,598 | 2.9 | 3.0 | 4,116,148 | 98.7 | | |
| Sewer, gas, water, conduit..... | 3,728,340 | 210 | .0 | 0 | 10,153,144 | 96.8 | Roofing..... | 4,421,328 | 512,699 | 5.9 | 11.6 | 10,566,270 | 97.9 | | |
| Waterworks..... | 969,814 | 1,085 | .0 | .1 | 2,124,718 | 91.2 | Roofing..... | 1,897,748 | 64,653 | .7 | 3.4 | 4,706,918 | 98.8 | | |
| Dredging, river, harbor, etc..... | 584,859 | 41 | .0 | 0 | 3,816,436 | 88.6 | Sheet-metal work..... | 1,111,959 | 265,845 | 3.1 | 23.9 | 2,664,565 | 99.7 | | |
| Railroad..... | 1,453,123 | 1,088 | .0 | .1 | 6,802,321 | 87.5 | Roofing and sheet metal combined..... | 1,411,621 | 182,211 | 2.1 | 12.9 | 3,194,787 | 94.5 | | |
| Central station, light and power plant..... | 803,911 | 12,336 | .5 | 1.5 | 1,750,977 | 100.0 | Marble and tiling..... | 1,941,579 | 108 | .0 | 0 | 4,615,201 | 99.3 | | |
| Subcontractors..... | 46,357,785 | 1,884,804 | 77.2 | 4.1 | 95,764,677 | 97.8 | Sound proofing..... | 275,151 | 74,923 | .9 | 27.2 | 659,841 | 100.0 | | |
| Electrical..... | 4,511,563 | 1,100 | .0 | 0 | 9,843,069 | 99.9 | <i>Plumbing and gas-fitting equipment</i> | | | | | | | | |
| Heating and plumbing..... | 17,105,332 | 3,105 | .1 | 0 | 32,114,943 | 96.5 | All classes..... | 113,709,474 | 9,245,513 | 100.0 | 8.1 | 304,479,069 | 77.6 | | |
| Heating..... | 7,795,143 | 1,104 | .0 | 0 | 14,749,183 | 93.8 | General contractors ³ | 67,351,689 | 598,897 | 6.5 | .9 | 208,714,992 | 69.5 | | |
| Pipe covering..... | 255,224 | 1,591 | .1 | .6 | 712,933 | 98.7 | Building..... | 34,207,092 | 379,109 | 4.1 | 1.1 | 127,509,489 | 57.5 | | |
| Plumbing..... | 5,636,304 | 362 | .0 | 0 | 10,529,118 | 98.8 | Building not specialized ³ | 26,941,447 | 155,879 | 1.7 | .6 | 101,784,390 | 57.7 | | |
| Plumbing and heating combined..... | 732,734 | 48 | .0 | 0 | 1,493,264 | 97.7 | Commercial building only..... | 1,584,090 | 1,000 | .0 | .1 | 9,027,756 | 46.1 | | |
| Painting and decorating..... | 1,180,218 | 1,137,951 | 46.6 | 96.4 | 5,896,442 | 99.5 | Manufacturing building only..... | 1,154,673 | 60,000 | .6 | 5.1 | 2,349,096 | 63.8 | | |
| Glass and glazing..... | 255,051 | 250,922 | 10.3 | 98.4 | 622,947 | 99.9 | Residential building only..... | 4,496,882 | 162,230 | 1.8 | 3.6 | 14,348,247 | 56.2 | | |
| Roofing and sheet-metal work..... | 4,421,328 | 6,399 | .3 | .3 | 10,566,270 | 97.9 | Highway..... | 14,146,785 | 3,961 | .0 | 0 | 29,357,204 | 93.4 | | |
| Roofing..... | 1,897,748 | 5,499 | .2 | .3 | 4,706,918 | 98.8 | Street paving..... | 7,879,266 | 1,556 | .0 | .1 | 17,719,691 | 91.4 | | |
| Sheet-metal work..... | 1,111,959 | 900 | .0 | .1 | 2,664,565 | 99.7 | Sewer, gas, water, conduit..... | 3,728,340 | 39,981 | .4 | 1.1 | 10,153,144 | 96.8 | | |
| Steel erection..... | 3,338,446 | 38,808 | 1.6 | 1.2 | 5,152,518 | 95.6 | Waterworks..... | 969,814 | 123,318 | 1.3 | 12.7 | 2,124,718 | 91.2 | | |
| Marble and tiling..... | 1,941,579 | 8,176 | .3 | .4 | 4,615,201 | 99.3 | Sound proofing..... | 275,151 | 14,989 | .6 | 5.4 | 659,841 | 100.0 | | |
| Ornamental iron..... | 392,382 | 324 | .0 | .1 | 1,234,243 | 99.4 | Metal work, n. e. s..... | 2,561,939 | 423,030 | 17.3 | 16.5 | 3,841,254 | 99.4 | | |
| Sound proofing..... | 275,151 | 14,989 | .6 | 5.4 | 659,841 | 100.0 | <i>Roofing and sheet metal</i> | | | | | | | | |
| Metal work, n. e. s..... | 2,561,939 | 423,030 | 17.3 | 16.5 | 3,841,254 | 99.4 | All classes..... | 113,709,474 | 3,993,590 | 100.0 | 3.5 | 304,479,069 | 77.6 | | |
| <i>Roofing and sheet metal</i> | | | | | | | General contractors ³ | 67,351,689 | 352,018 | 8.8 | .5 | 208,714,992 | 69.5 | | |
| All classes..... | 113,709,474 | 3,993,590 | 100.0 | 3.5 | 304,479,069 | 77.6 | Building contractors..... | 34,207,092 | 339,739 | 8.5 | 1.0 | 127,509,489 | 57.5 | | |
| General contractors ³ | 67,351,689 | 352,018 | 8.8 | .5 | 208,714,992 | 69.5 | Building not specialized ³ | 26,941,447 | 246,423 | 6.2 | .9 | 101,784,390 | 57.7 | | |
| Building contractors..... | 34,207,092 | 339,739 | 8.5 | 1.0 | 127,509,489 | 57.5 | Commercial building only..... | 1,584,090 | 3,351 | .0 | .2 | 9,027,756 | 46.1 | | |
| Building not specialized ³ | 26,941,447 | 246,423 | 6.2 | .9 | 101,784,390 | 57.7 | Manufacturing building only..... | 1,154,673 | 814 | .0 | .1 | 2,349,096 | 63.8 | | |
| Commercial building only..... | 1,584,090 | 3,351 | .0 | .2 | 9,027,756 | 46.1 | Residential building only..... | 4,496,882 | 89,151 | 2.2 | 2.0 | 14,348,247 | 56.2 | | |
| Manufacturing building only..... | 1,154,673 | 814 | .0 | .1 | 2,349,096 | 63.8 | Bridge and culvert..... | 3,203,433 | 130 | .0 | .0 | 6,172,491 | 93.1 | | |
| Residential building only..... | 4,496,882 | 89,151 | 2.2 | 2.0 | 14,348,247 | 56.2 | Street paving..... | 7,879,266 | 2,241 | .1 | 0 | 17,719,691 | 91.4 | | |
| Highway..... | 14,146,785 | 3,961 | .0 | 0 | 29,357,204 | 93.4 | Sewers, gas, water, conduit..... | 3,728,340 | 100 | .0 | 0 | 10,153,144 | 96.8 | | |
| Street paving..... | 7,879,266 | 2,241 | .1 | 0 | 17,719,691 | 91.4 | Waterworks..... | 969,814 | 5,967 | .1 | .6 | 2,124,718 | 91.2 | | |
| Sewer, gas, water, conduit..... | 3,728,340 | 100 | .0 | 0 | 10,153,144 | 96.8 | Dredging, river, harbor, etc..... | 584,859 | 706 | .0 | .1 | 3,816,436 | 88.6 | | |
| Waterworks..... | 969,814 | 5,967 | .1 | .6 | 2,124,718 | 91.2 | Railroad..... | 1,453,123 | 3,135 | .1 | .2 | 6,802,321 | 87.5 | | |
| Dredging, river, harbor, etc..... | 584,859 | 706 | .0 | .1 | 3,816,436 | 88.6 | Subcontractors..... | 46,357,785 | 3,641,572 | 91.2 | 7.9 | 95,764,677 | 97.8 | | |
| Railroad..... | 1,453,123 | 3,135 | .1 | .2 | 6,802,321 | 87.5 | Heating and plumbing..... | 17,105,332 | 140,730 | 3.5 | .8 | 32,114,943 | 96.5 | | |
| Central station, light and power plant..... | 803,911 | 12,336 | .5 | 1.5 | 1,750,977 | 100.0 | Heating..... | 7,795,143 | 107,489 | 2.7 | 1.4 | 14,749,183 | 93.8 | | |
| Subcontractors..... | 46,357,785 | 3,641,572 | 91.2 | 7.9 | 95,764,677 | 97.8 | Pipe covering..... | 255,224 | 3,244 | .1 | 1.3 | 712,933 | 98.7 | | |
| Electrical..... | 4,511,563 | 1,100 | .0 | 0 | 9,843,069 | 99.9 | Plumbing..... | 5,636,304 | 14,862 | .4 | .3 | 10,529,118 | 98.8 | | |
| Heating and plumbing..... | 17,105,332 | 3,105 | .1 | 0 | 32,114,943 | 96.5 | Plumbing and heating combined..... | 732,734 | 15,135 | .4 | 2.1 | 1,493,264 | 97.7 | | |
| Heating..... | 7,795,143 | 1,104 | .0 | 0 | 14,749,183 | 93.8 | Painting and decorating..... | 1,180,218 | 20,000 | .5 | 1.7 | 5,896,442 | 99.5 | | |
| Pipe covering..... | 255,224 | 1,591 | .1 | .6 | 712,933 | 98.7 | Roofing and sheet-metal work..... | 4,421,328 | 3,409,125 | 85.4 | 77.1 | 10,566,270 | 97.9 | | |
| Plumbing..... | 5,636,304 | 362 | .0 | 0 | 10,529,118 | 98.8 | Roofing..... | 1,897,748 | 1,630,021 | 49.8 | 85.9 | 4,706,918 | 98.8 | | |
| Plumbing and heating combined..... | 732,734 | 48 | .0 | 0 | 1,493,264 | 97.7 | Sheet-metal work..... | 1,111,959 | 718,835 | 64.6 | 64.6 | 2,664,565 | 99.7 | | |
| Painting and decorating..... | 1,180,218 | 20,000 | .5 | 1.7 | 5,896,442 | 99.5 | Roofing and sheet metal combined..... | 1,411,621 | 1,060,269 | 26.5 | 75.1 | 3,194,787 | 94.5 | | |
| Roofing and sheet-metal work..... | 4,421,328 | 3,409,125 | 85.4 | 77.1 | 10,566,270 | 97.9 | Steel erection..... | 3,338,446 | 4,461 | .1 | .1 | 5,152,518 | 95.6 | | |
| Roofing..... | 1,897,748 | 1,630,021 | 49.8 | 85.9 | 4,706,918 | 98.8 | Sound proofing..... | 275,151 | 67,256 | 1.7 | 24.4 | 659,841 | 100.0 | | |
| Sheet-metal work..... | 1,111,959 | 718,835 | 64.6 | 64.6 | 2,664,565 | 99.7 | <i>Heating and ventilating equipment</i> | | | | | | | | |
| Roofing and sheet metal combined..... | 1,411,621 | 1,060,269 | 26.5 | 75.1 | 3,194,787 | 94.5 | All classes..... | 113,709,474 | 8,635,748 | 100.0 | 7.6 | 304,479,069 | 77.6 | | |
| Steel erection..... | 3,338,446 | 4,461 | .1 | .1 | 5,152,518 | 95.6 | General contractors ³ | 67,351,689 | 432,384 | 5.0 | .6 | 208,714,992 | 69.5 | | |
| Sound proofing..... | 275,151 | 67,256 | 1.7 | 24.4 | 659,841 | 100.0 | Building contractors..... | 34,207,092 | 246,706 | 2.9 | .7 | 127,509,489 | 57.5 | | |
| <i>Heating and ventilating equipment</i> | | | | | | | Building not specialized ³ | 26,941,447 | 194,637 | 1.2 | .4 | 101,784,390 | 57.7 | | |
| All classes..... | 113,709,474 | 8,635,748 | 100.0 | 7.6 | 304,479,069 | 77.6 | Commercial building only..... | 1,584,090 | 1,500 | .0 | .1 | 9,027,756 | 46.1 | | |
| General contractors ³ | 67,351,689 | 432,384 | 5.0 | .6 | 208,714,992 | 69.5 | Manufacturing building only..... | 1,154,673 | 31,090 | .4 | 2.6 | 2,349,096 | 63.8 | | |
| Building contractors..... | 34,207,092 | 246,706 | 2.9 | .7 | 127,509,489 | 57.5 | Residential building only..... | 4,496,882 | 149,569 | 1.3 | 2.4 | 14,348,247 | 56.2 | | |
| Building not specialized ³ | 26,941,447 | 194,637 | 1.2 | .4 | 101,784,390 | 57.7 | Highway..... | 14,146,785 | 300 | .0 | 0 | 29,357,204 | 93.4 | | |
| Commercial building only..... | 1,584,090 | 1,500 | .0 | .1 | 9,027,756 | 46.1 | Street paving..... | 7,879,266 | 1,606 | .0 | 0 | 17,719,691 | 91.4 | | |
| Manufacturing building only..... | 1,154,673 | 31,090 | .4 | 2.6 | 2,349,096 | 63.8 | Sewer, gas, water, conduit..... | 3,728,340 | 2,902 | .0 | .3 | 10,153,144 | 96.8 | | |
| Residential building only..... | 4,496,882 | 149,569 | 1.3 | 2.4 | 14,348,247 | 56.2 | Waterworks..... | 969,814 | 2,902 | .0 | .3 | 2,124,718 | 91.2 | | |
| Highway..... | 14,146,785 | 300 | .0 | 0 | 29,357,204 | 93.4 | Dredging, river, harbor, etc..... | 584,859 | 1,606 | .0 | 0 | 3,816,436 | 88.6 | | |
| Street paving..... | 7,879,266 | 1,606 | .0 | 0 | 17,719,691 | 91.4 | Railroad..... | 1,453,123 | 3,135 | .1 | .2 | 6,802,321 | 87.5 | | |
| Sewer, gas, water, conduit..... | 3,728,340 | 2,902 | .0 | .3 | 10,153,144 | 96.8 | Subcontractors..... | 46,357,785 | 4,795,563 | 90.7 | 10.3 | 95,764,677 | 97.8 | | |
| Waterworks..... | 969,814 | 2,902 | .0 | .3 | 2,124,718 | 91.2 | Electrical..... | 4, | | | | | | | |

TABLE 10.—COMPARISON OF COST OF DESIGNATED MATERIALS FURNISHED AND USED BY REPORTING ESTABLISHMENTS DURING 1929, WITH COST OF MATERIALS AND VALUE OF CONSTRUCTION BUSINESS—Continued

| KIND OF MATERIAL AND CLASSIFICATION OF ESTABLISHMENTS | COST OF DESIGNATED MATERIAL | | | | | Value of construction business | Indicated per cent of all business done by own force ¹ | KIND OF MATERIAL AND CLASSIFICATION OF ESTABLISHMENTS | COST OF DESIGNATED MATERIAL | | | | | Value of construction business | Indicated per cent of all business done by own force ¹ |
|-------------------------------------------------------|-------------------------------------------|---------|----------|--------------|-----------------------------------|--------------------------------|------------------------------------------------------------------------|-------------------------------------------------------|-------------------------------------------|---------|----------|--------------|-----------------------------------|--------------------------------|-------------------------------------------------------------------|
| | Cost of all materials distributed by kind | Amount | | Per cent of— | | | | | Cost of all materials distributed by kind | Amount | | Per cent of— | | | |
| | | Dollars | Per cent | Total cost | Cost of all distributed materials | | | | | Dollars | Per cent | Total cost | Cost of all distributed materials | | |
| AKRON—Continued | | | | | | | AKRON—Continued | | | | | | | | |
| <i>Cut stone, granite and marble</i> | | | | | | | <i>Roofing and sheet metal</i> | | | | | | | | |
| All classes | 7,943,794 | 114,715 | 100.0 | 2.9 | \$10,741,027 | 76.1 | All classes | 3,943,794 | 482,407 | 100.0 | 12.2 | 10,741,027 | 76.1 | | |
| General contractors | 2,086,917 | 65,183 | 56.8 | 3.1 | \$6,802,199 | 65.6 | General contractors ³ | 2,185,834 | 12,450 | 4.8 | 0.6 | \$7,079,699 | 65.7 | | |
| Building | 1,230,184 | 59,183 | 51.6 | 4.8 | \$5,099,483 | 54.9 | Building | 1,320,101 | 12,450 | 4.8 | 0.9 | \$5,376,983 | 55.6 | | |
| Building not specialized | 732,046 | 58,524 | 51.0 | 8.0 | \$3,657,432 | 50.0 | Building not specialized ³ | 830,963 | 6,500 | 2.5 | 0.8 | \$3,934,932 | 51.5 | | |
| Residential building only | 484,278 | 659 | 0.6 | 0.1 | \$1,397,051 | 61.2 | Residential building only | 484,278 | 5,950 | 2.3 | 1.2 | \$1,397,051 | 61.2 | | |
| Street paving | 572,714 | 6,000 | 5.2 | 1.0 | \$1,161,741 | 86.1 | Subcontractors | 1,757,960 | 244,728 | 95.2 | 13.0 | \$3,661,328 | 99.2 | | |
| Subcontractors | 1,757,960 | 49,532 | 43.2 | 2.8 | \$3,661,328 | 99.2 | Roofing and sheet-metal work | 257,028 | 244,728 | 95.2 | 94.0 | \$36,004 | 100.0 | | |
| Masonry | 33,586 | 1,025 | 1.4 | 4.8 | \$1,525 | 93.5 | Roofing | 155,790 | 149,590 | 96.2 | 96.0 | \$308,028 | 100.0 | | |
| Marble and tiling | 143,797 | 47,907 | 41.8 | 33.3 | \$341,444 | 100.0 | Sheet-metal work | 6,929 | 6,929 | 2.7 | 100.0 | \$20,037 | 100.0 | | |
| <i>Cement</i> ² | | | | | | | <i>Heating and ventilating equipment</i> ² | | | | | | | | |
| All classes | 3,943,794 | 404,896 | 100.0 | 10.3 | 10,741,027 | 76.1 | All classes | 3,943,794 | 314,810 | 100.0 | 8.0 | \$10,741,027 | 76.1 | | |
| General contractors ³ | 2,185,834 | 393,413 | 97.2 | 18.0 | \$7,079,699 | 65.7 | General contractors ³ | 2,185,834 | 27,765 | 5.8 | 1.3 | \$7,079,699 | 65.7 | | |
| Building | 1,320,101 | 99,181 | 24.5 | 7.5 | \$5,376,983 | 55.0 | Building | 1,320,101 | 27,765 | 5.8 | 2.1 | \$5,376,983 | 55.6 | | |
| Building not specialized ³ | 830,963 | 91,219 | 22.5 | 11.0 | \$3,934,932 | 51.5 | Building not specialized ³ | 830,963 | 1,800 | 0.4 | 0.2 | \$3,934,932 | 51.5 | | |
| Commercial building only | 13,890 | 2,000 | 5 | 14.4 | \$45,000 | 67.0 | Residential building only | 484,278 | 25,965 | 5.4 | 5.4 | \$1,397,051 | 61.2 | | |
| Residential building only | 484,278 | 5,962 | 1.5 | 1.2 | \$1,397,051 | 61.2 | Subcontractors | 1,757,960 | 454,642 | 94.2 | 25.9 | \$3,661,328 | 99.2 | | |
| Highway | 90,470 | 25,700 | 6.3 | 23.4 | \$258,340 | 100.0 | Heating and plumbing | 769,615 | 454,642 | 94.2 | 59.1 | \$1,306,651 | 98.4 | | |
| Street paving | 572,714 | 201,982 | 64.7 | 45.7 | \$1,161,741 | 86.1 | Heating and piping | 348,064 | 343,064 | 71.1 | 98.6 | \$61,852 | 96.7 | | |
| Sewer, gas, water, conduit | 193,549 | 6,560 | 1.6 | 3.4 | \$282,035 | 96.4 | Plumbing | 421,551 | 111,678 | 23.1 | 26.5 | \$744,799 | 99.4 | | |
| Subcontractors | 1,757,960 | 11,483 | 2.8 | 7 | \$3,661,328 | 99.2 | <i>Plumbing and gas-fitting equipment</i> | | | | | | | | |
| Masonry | 33,586 | 5,114 | 1.3 | 15.2 | \$1,525 | 93.5 | All classes | 3,943,794 | 314,810 | 100.0 | 8.0 | \$10,741,027 | 76.1 | | |
| Plastering and lathing | 103,219 | 284 | 1.1 | 3 | \$209,141 | 98.2 | General contractors | 2,086,917 | 28,928 | 9.2 | 1.4 | \$6,802,199 | 65.6 | | |
| Marble and tiling | 143,797 | 6,085 | 1.5 | 4.2 | \$341,444 | 100.0 | Building | 1,230,184 | 28,928 | 9.2 | 2.4 | \$5,099,483 | 54.9 | | |
| <i>Plaster, etc.</i> | | | | | | | <i>Electrical appliances and supplies</i> | | | | | | | | |
| All classes | 7,943,794 | 70,579 | 100.0 | 1.8 | \$10,741,027 | 76.1 | All classes | 3,943,794 | 355,810 | 100.0 | 9.0 | 10,741,027 | 76.1 | | |
| General contractors | 2,086,917 | 1,875 | 2.7 | 1 | \$6,802,199 | 65.6 | General contractors ³ | 2,185,834 | 15,898 | 4.5 | 7 | \$7,079,699 | 65.7 | | |
| Building | 1,230,184 | 1,875 | 2.7 | 2 | \$5,099,483 | 54.0 | Building | 1,320,101 | 15,898 | 4.5 | 1.2 | \$5,376,983 | 55.6 | | |
| Residential building only | 484,278 | 1,875 | 2.7 | 4 | \$1,397,051 | 61.2 | Building not specialized ³ | 732,046 | 4,229 | 1.3 | 6 | \$3,657,432 | 50.0 | | |
| Subcontractors | 1,757,960 | 68,704 | 97.3 | 3.9 | \$3,661,328 | 99.2 | Residential building only | 484,278 | 24,699 | 7.8 | 5.1 | \$1,397,051 | 61.2 | | |
| Plastering and lathing | 103,219 | 67,743 | 96.0 | 65.6 | \$299,141 | 98.2 | Subcontractors | 1,757,960 | 285,882 | 90.8 | 16.3 | \$3,661,328 | 99.2 | | |
| Marble and tiling | 143,797 | 901 | 1.4 | 7 | \$341,444 | 100.0 | Heating and plumbing | 769,615 | 285,882 | 90.8 | 37.1 | \$1,306,651 | 98.4 | | |
| <i>Lumber, rough and finished</i> | | | | | | | <i>Pipe: Drain tile, vitrified, concrete, segment-tile, corrugated</i> | | | | | | | | |
| All classes | 3,943,794 | 491,688 | 100.0 | 12.5 | 10,741,027 | 76.1 | All classes | 3,943,794 | 155,045 | 100.0 | 3.9 | \$10,741,027 | 76.1 | | |
| General contractors ³ | 2,185,834 | 488,324 | 99.3 | 22.3 | \$7,079,699 | 65.7 | General contractors | 2,086,917 | 120,600 | 81.3 | 6.1 | \$6,802,199 | 65.6 | | |
| Building | 1,320,101 | 459,208 | 93.4 | 34.6 | \$5,376,983 | 55.0 | Building | 1,230,184 | 1,938 | 0.9 | 1 | \$5,099,483 | 54.9 | | |
| Building not specialized ³ | 830,963 | 161,316 | 32.8 | 19.4 | \$3,934,932 | 51.5 | Building not specialized | 732,046 | 100 | 0.1 | 0 | \$3,657,432 | 50.0 | | |
| Commercial building only | 13,890 | 3,600 | 7 | 26.0 | \$45,000 | 67.0 | Residential building only | 484,278 | 1,238 | 0.3 | 3 | \$1,397,051 | 61.2 | | |
| Residential building only | 484,278 | 294,292 | 59.9 | 60.8 | \$1,397,051 | 61.2 | Street paving | 572,714 | 28,800 | 18.5 | 5.0 | \$1,161,741 | 86.1 | | |
| Street paving | 572,714 | 10,756 | 2.2 | 1.9 | \$1,161,741 | 86.1 | Sewer, gas, water, conduit | 193,549 | 96,462 | 62.0 | 49.8 | \$282,035 | 96.4 | | |
| Sewer, gas, water, conduit | 193,549 | 18,360 | 3.7 | 9.5 | \$282,035 | 96.4 | Subcontractors | 1,757,960 | 339,921 | 95.5 | 19.3 | \$3,661,328 | 99.2 | | |
| Subcontractors | 1,757,960 | 3,364 | 0.7 | 2 | \$3,661,328 | 99.2 | Electrical | 339,921 | 339,921 | 95.5 | 100.0 | \$694,427 | 100.0 | | |
| Masonry | 33,586 | 1,884 | 4 | 5.6 | \$1,525 | 93.5 | <i>Bituminous paving materials, tar, asphalt, and oil</i> | | | | | | | | |
| Plastering | 103,219 | 480 | 1.1 | 5 | \$209,141 | 98.2 | All classes | 3,943,794 | 59,107 | 100.0 | 1.5 | \$10,741,027 | 76.1 | | |
| Roofing and sheet-metal work | 257,028 | 1,000 | 0.2 | 0.4 | \$536,094 | 100.0 | General contractors | 2,086,917 | 59,107 | 100.0 | 2.8 | \$6,802,199 | 65.6 | | |
| Roofing and sheet metal combined | 95,200 | 1,000 | 0.2 | 1.1 | \$198,984 | 100.0 | Building | 1,320,101 | 5,350 | 9 | 5.9 | \$5,099,483 | 54.9 | | |
| <i>Millwork</i> | | | | | | | <i>Paints, varnishes, glass, etc.</i> | | | | | | | | |
| All classes | 7,943,794 | 62,430 | 100.0 | 1.6 | \$10,741,027 | 76.1 | All classes | 3,943,794 | 87,309 | 100.0 | 2.2 | \$10,741,027 | 76.1 | | |
| General contractors | 2,086,917 | 61,800 | 99.1 | 3.6 | \$6,802,199 | 65.6 | General contractors ³ | 2,185,834 | 9,415 | 10.8 | 4 | \$7,079,699 | 65.7 | | |
| Building | 1,230,184 | 61,800 | 99.1 | 5.0 | \$5,099,483 | 54.9 | Building | 1,320,101 | 9,415 | 10.8 | 7 | \$5,376,983 | 55.6 | | |
| Building not specialized | 732,046 | 48,700 | 78.0 | 6.7 | \$3,657,432 | 50.0 | Building not specialized ³ | 830,963 | 3,515 | 4.0 | 4 | \$3,934,932 | 51.5 | | |
| Residential building only | 484,278 | 18,190 | 21.1 | 2.7 | \$1,397,051 | 61.2 | Residential building only | 484,278 | 5,900 | 6.8 | 1.2 | \$1,397,051 | 61.2 | | |
| Subcontractors | 1,757,960 | 540 | 0.9 | 0 | \$3,661,328 | 99.2 | Subcontractors | 1,757,960 | 77,894 | 89.2 | 4.4 | \$3,661,328 | 99.2 | | |
| Marble and tiling | 143,797 | 540 | 0.9 | 4 | \$341,444 | 100.0 | Painting and decorating | 69,894 | 69,894 | 80.0 | 100.0 | \$292,076 | 100.0 | | |
| <i>Paints, varnishes, glass, etc.</i> | | | | | | | <i>Marble and tiling</i> | | | | | | | | |
| All classes | 3,943,794 | 87,309 | 100.0 | 2.2 | \$10,741,027 | 76.1 | All classes | 3,943,794 | 8,000 | 9.2 | 5.6 | \$341,444 | 100.0 | | |
| General contractors ³ | 2,185,834 | 9,415 | 10.8 | 4 | \$7,079,699 | 65.7 | General contractors | 2,086,917 | 59,107 | 100.0 | 2.8 | \$6,802,199 | 65.6 | | |
| Building | 1,320,101 | 9,415 | 10.8 | 7 | \$5,376,983 | 55.6 | Highway | 90,470 | 5,350 | 9 | 5.9 | \$258,340 | 100.0 | | |
| Building not specialized ³ | 830,963 | 3,515 | 4.0 | 4 | \$3,934,932 | 51.5 | Street paving | 572,714 | 53,757 | 90.9 | 9.4 | \$1,161,741 | 86.1 | | |
| Residential building only | 484,278 | 5,900 | 6.8 | 1.2 | \$1,397,051 | 61.2 | | | | | | | | | |
| Subcontractors | 1,757,960 | 77,894 | 89.2 | 4.4 | \$3,661,328 | 99.2 | | | | | | | | | |

See footnotes at end of table.

TABLE 10.—COMPARISON OF COST OF DESIGNATED MATERIALS FURNISHED AND USED BY REPORTING ESTABLISHMENTS DURING 1929, WITH COST OF MATERIALS AND VALUE OF CONSTRUCTION BUSINESS—Continued

Table with multiple columns for material types (Sand, Brick, Cement, Steel, etc.), cost of designated material (Amount, Total cost, Per cent of distributed materials), and value of construction business. Includes sub-sections for CANTON and CANTON-Continued.

See footnotes at end of table.

TABLE 10.—COMPARISON OF COST OF DESIGNATED MATERIALS FURNISHED AND USED BY REPORTING ESTABLISHMENTS DURING 1929, WITH COST OF MATERIALS AND VALUE OF CONSTRUCTION BUSINESS—Continued

| KIND OF MATERIAL AND CLASSIFICATION OF ESTABLISHMENTS | Cost of all materials distributed by kind | COST OF DESIGNATED MATERIAL | | Value of construction business | Indicated per cent of all business done by own forces ¹ | KIND OF MATERIAL AND CLASSIFICATION OF ESTABLISHMENTS | Cost of all materials distributed by kind | COST OF DESIGNATED MATERIAL | | Value of construction business | Indicated per cent of all business done by own forces ¹ |
|------------------------------------------------------------------------|-------------------------------------------|-----------------------------|--------------|--------------------------------|--------------------------------------------------------------------|-----------------------------------------------------------|-------------------------------------------|-----------------------------|--------------|--------------------------------|--------------------------------------------------------------------|
| | | Amount | Per cent of— | | | | | Amount | Per cent of— | | |
| | | | | | | | | | | | |
| CANTON—Continued | | | | | | CINCINNATI—Continued | | | | | |
| <i>Pipe: Drain tile, vitrified, concrete, segment-tile, corrugated</i> | | | | | | <i>Brick (face, common, fire, paving, etc.)—Continued</i> | | | | | |
| All classes | | | | | | Subcontractors | | | | | |
| General contractors | | | | | | Heating and plumbing | | | | | |
| Building | | | | | | Heating and piping | | | | | |
| Building not specialized | | | | | | Masonry | | | | | |
| Highway | | | | | | Marble and tiling | | | | | |
| Street paving | | | | | | <i>Tile, facing, terra cotta, etc.</i> | | | | | |
| Subcontractor | | | | | | All classes | | | | | |
| Heating and plumbing | | | | | | General contractors | | | | | |
| Plumbing and heating combined | | | | | | Building | | | | | |
| <i>Pipe: Cast-iron, sheet and tube steel, etc.</i> | | | | | | Building not specialized | | | | | |
| All classes | | | | | | Residential building only | | | | | |
| General contractors | | | | | | Street paving | | | | | |
| Highway | | | | | | Subcontractors | | | | | |
| Subcontractors | | | | | | Concreting | | | | | |
| Heating and plumbing | | | | | | Masonry | | | | | |
| Heating and piping | | | | | | Stonework | | | | | |
| Plumbing and heating combined | | | | | | Marble and tiling | | | | | |
| <i>Bituminous paving materials, tar, asphalt, and oil</i> | | | | | | <i>Cut stone, granite and marble</i> | | | | | |
| All classes | | | | | | All classes | | | | | |
| General contractors | | | | | | General contractors | | | | | |
| Building | | | | | | Building | | | | | |
| Building not specialized | | | | | | Building not specialized | | | | | |
| Highway | | | | | | Residential building only | | | | | |
| Street paving | | | | | | Street paving | | | | | |
| CINCINNATI | | | | | | Cement² | | | | | |
| <i>Sand, gravel, crushed stone, slag, and cinders</i> | | | | | | All classes | | | | | |
| All classes | | | | | | General contractors ³ | | | | | |
| General contractors ³ | | | | | | Building | | | | | |
| Building | | | | | | Building not specialized ³ | | | | | |
| Building not specialized ³ | | | | | | Commercial building only | | | | | |
| Commercial building only | | | | | | Residential building only | | | | | |
| Residential building only | | | | | | Highway | | | | | |
| Highway | | | | | | Bridge and culvert | | | | | |
| Bridge and culvert | | | | | | Street paving | | | | | |
| Grading | | | | | | Sewer, gas, water, conduit | | | | | |
| Street paving | | | | | | Waterworks | | | | | |
| Sewer, gas, water, conduit | | | | | | Subcontractors | | | | | |
| Waterworks | | | | | | Concreting | | | | | |
| Subcontractors | | | | | | Heating and plumbing | | | | | |
| Concreting | | | | | | Heating and piping | | | | | |
| Heating and plumbing | | | | | | Plumbing | | | | | |
| Heating and piping | | | | | | Masonry | | | | | |
| Plumbing | | | | | | Plastering and lathing | | | | | |
| Masonry | | | | | | Roofing and sheet-metal work | | | | | |
| Plastering and lathing | | | | | | Roofing | | | | | |
| Roofing and sheet-metal work | | | | | | Roofing | | | | | |
| Roofing | | | | | | Stonework | | | | | |
| Sheet-metal work | | | | | | Marble and tiling | | | | | |
| Stonework | | | | | | Soundproofing | | | | | |
| Marble and tiling | | | | | | <i>Structural steel</i> | | | | | |
| <i>Brick (face, common, fire, paving, etc.)</i> | | | | | | All classes | | | | | |
| All classes | | | | | | General contractors | | | | | |
| General contractors ³ | | | | | | Building | | | | | |
| Building | | | | | | Building not specialized | | | | | |
| Building not specialized ³ | | | | | | Commercial building only | | | | | |
| Commercial building only | | | | | | Residential building only | | | | | |
| Residential building only | | | | | | Bridge and culvert | | | | | |
| Highway | | | | | | Street paving | | | | | |
| Grading | | | | | | Sewer, gas, water, conduit | | | | | |
| Street paving | | | | | | Subcontractors | | | | | |
| Sewer, gas, water, conduit | | | | | | Concreting | | | | | |
| Waterworks | | | | | | Heating and plumbing | | | | | |
| | | | | | | Heating and piping | | | | | |
| | | | | | | Masonry | | | | | |
| | | | | | | Roofing and sheet-metal work | | | | | |
| | | | | | | Roofing | | | | | |
| | | | | | | Steel erection | | | | | |

See footnotes at end of table.

TABLE 10.—COMPARISON OF COST OF DESIGNATED MATERIALS FURNISHED AND USED BY REPORTING ESTABLISHMENTS DURING 1929, WITH COST OF MATERIALS AND VALUE OF CONSTRUCTION BUSINESS—Continued

Table with columns for 'KIND OF MATERIAL AND CLASSIFICATION OF ESTABLISHMENTS', 'COST OF DESIGNATED MATERIAL' (Amount, Total cost, Per cent of distributed materials), 'Value of construction business', 'Indicated per cent of all business done by own force', and 'CINCINNATI—Contd.' sub-sections for various materials like Reinforcing steel, Cast iron, Lumber, Paints, Roofing, etc.

See footnotes at end of table.

TABLE 10.—COMPARISON OF COST OF DESIGNATED MATERIALS FURNISHED AND USED BY REPORTING ESTABLISHMENTS DURING 1929, WITH COST OF MATERIALS AND VALUE OF CONSTRUCTION BUSINESS—Continued

Main table with columns: KIND OF MATERIAL AND CLASSIFICATION OF ESTABLISHMENTS, COST OF DESIGNATED MATERIAL (Amount, Total cost, Cost of all distributed materials), Value of construction business, Indicated per cent of all business done by own force, KIND OF MATERIAL AND CLASSIFICATION OF ESTABLISHMENTS, COST OF DESIGNATED MATERIAL (Amount, Total cost, Cost of all distributed materials), Value of construction business, Indicated per cent of all business done by own force.

See footnotes at end of table.

TABLE 10.—COMPARISON OF COST OF DESIGNATED MATERIALS FURNISHED AND USED BY REPORTING ESTABLISHMENTS DURING 1929, WITH COST OF MATERIALS AND VALUE OF CONSTRUCTION BUSINESS—Continued

| KIND OF MATERIAL AND CLASSIFICATION OF ESTABLISHMENTS | Cost of all materials distributed by kind | COST OF DESIGNATED MATERIAL | | Value of construction business | Indicated per cent of all business done by own force¹ | KIND OF MATERIAL AND CLASSIFICATION OF ESTABLISHMENTS | Cost of all materials distributed by kind | COST OF DESIGNATED MATERIAL | | Value of construction business | Indicated per cent of all business done by own force¹ |
|-------------------------------------------------------|-------------------------------------------|-----------------------------|-----------------------------------------------------------------|--------------------------------|-------------------------------------------------------|-------------------------------------------------------|-------------------------------------------|-----------------------------|-----------------------------------------------------------------|--------------------------------|-------------------------------------------------------|
| | | Amount | Per cent of— Total cost Cost of all distributed materials | | | | | Amount | Per cent of— Total cost Cost of all distributed materials | | |
| CLEVELAND—Continued | | | | | | CLEVELAND—Continued | | | | | |
| <i>Cut stone, granite and marble—Continued</i> | | | | | | <i>Lumber, rough and finished</i> | | | | | |
| General contractors—Contd. | Dollars | Dollars | Per cent | Dollars | | All classes | Dollars | Dollars | Per cent | Dollars | |
| Street paving | 2,351,059 | 255,013 | 12.7 | 4,145,385 | 94.2 | General contractors³ | \$22,147,148 | 1,810,393 | 88.7 | \$76,101,638 | 63.3 |
| Sewer, gas, water, conduit | 1,874,280 | 20 | (^o) | 5,417,117 | 97.4 | Building | 12,157,811 | 1,484,240 | 81.0 | 50,779,394 | 52.9 |
| Railroad | 880,871 | 105 | (^o) | 3,831,119 | 86.9 | Building not specialized³ | 9,351,977 | 1,268,087 | 68.9 | 39,489,596 | 50.9 |
| Subcontractors | \$13,523,440 | 440,148 | 21.9 | \$29,839,304 | 96.8 | Commercial building only | 819,716 | 34,085 | 1.9 | 6,618,454 | 36.0 |
| Masonry | 11,000 | 150 | (^o) | 30,000 | 99.4 | Manufacturing building only | 1,166,314 | 10,000 | 5 | 2,229,096 | 64.4 |
| Stonework | 72,070 | 58,647 | 2.9 | 409,066 | 100.0 | Residential building only | 819,804 | 177,083 | 9.7 | 2,442,248 | 57.3 |
| Marble and tiling | 791,867 | 381,351 | 19.0 | 1,586,126 | 99.8 | Highway | 3,961,258 | 1,002 | (^o) | 7,272,830 | 85.5 |
| <i>Cement</i> | | | | | | Bridge and culvert | | | | | |
| All classes | 35,670,588 | 3,564,476 | 100.0 | 105,940,942 | 71.2 | Street paving | 414,036 | 29,030 | 1.6 | 1,229,138 | 84.4 |
| General contractors³ | \$22,147,148 | 3,487,468 | 97.8 | \$76,101,638 | 63.3 | Sewer, gas, water, conduit | 2,351,059 | 3,020 | 2.1 | 4,145,385 | 94.2 |
| Building | 12,157,811 | 1,541,243 | 43.2 | 50,779,394 | 52.9 | Sewer, gas, water, conduit | 1,874,280 | 95,659 | 5.2 | 5,417,117 | 97.4 |
| Building not specialized³ | 9,351,977 | 1,368,409 | 38.4 | 39,489,596 | 50.9 | Dredging, river, harbor, etc. | 452,833 | 80,178 | 4.4 | 3,362,665 | 87.0 |
| Commercial building only | 819,716 | 137,766 | 3.9 | 6,618,454 | 36.0 | Railroad | 880,871 | 117,204 | 6.4 | 3,831,119 | 86.9 |
| Manufacturing building only | 1,166,314 | 6,000 | 2.2 | 2,229,096 | 64.4 | Subcontractors | \$13,523,440 | 22,968 | 1.3 | \$29,839,304 | 96.8 |
| Residential building only | 819,804 | 29,069 | 8 | 2,442,248 | 57.3 | Carpentering and wood flooring | 97,746 | 9,900 | 5 | 194,000 | 100.0 |
| Highway | 3,961,258 | 765,277 | 21.1 | 7,272,830 | 85.5 | Heating and plumbing | \$4,938,629 | 7,206 | 4 | \$9,417,007 | 92.1 |
| Bridge and culvert | 414,036 | 140,896 | 3.9 | 1,229,128 | 84.4 | Heating and piping | 3,357,583 | 6,100 | 3 | 6,488,088 | 88.9 |
| Street paving | 2,351,059 | 529,962 | 14.9 | 4,145,385 | 94.2 | Pipe covering | 25,423 | 1,106 | 1 | 95,860 | 100.0 |
| Sewer, gas, water, conduit | 1,874,280 | 340,014 | 9.7 | 5,417,117 | 97.4 | Masonry | 11,000 | 300 | (^o) | 30,000 | 99.4 |
| Dredging, river, harbor, etc. | 452,833 | 81,998 | 7.1 | 3,362,665 | 87.0 | Roofing and sheet-metal work | \$1,329,454 | 400 | (^o) | \$3,313,209 | 90.3 |
| Railroad | 880,871 | 144,678 | 4.1 | 3,831,119 | 86.9 | Sheet-metal work | 231,804 | 400 | (^o) | 551,098 | 100.0 |
| Subcontractors | \$13,523,440 | 77,008 | 2.2 | \$29,839,304 | 96.8 | Excavating | 4,329 | 4,329 | 100.0 | 450,130 | 90.1 |
| Concrete | 116,889 | 40,567 | 34.7 | 392,265 | 97.5 | Street paving | 123,845 | 1,089 | 1 | 838,200 | 100.0 |
| Heating and plumbing | \$4,938,629 | 207 | (^o) | \$9,417,007 | 92.1 | Metal work, n. e. s. | 153,153 | 648 | (^o) | 509,916 | 95.6 |
| Heating and piping | 3,357,583 | 100 | (^o) | 6,488,088 | 88.9 | <i>Millwork</i> | | | | | |
| Pipe covering | 25,423 | 32 | (^o) | 95,860 | 100.0 | All classes | \$35,670,588 | 774,615 | 100.0 | \$105,940,942 | 71.2 |
| Plumbing | 1,259,815 | 75 | (^o) | 2,184,376 | 97.0 | General contractors³ | \$22,147,148 | 774,615 | 100.0 | \$76,101,638 | 63.3 |
| Masonry | 11,000 | 1,656 | 15.0 | 30,000 | 99.4 | Building | 12,157,811 | 773,008 | 99.8 | 50,779,394 | 52.9 |
| Plastering and lathing | 530,988 | 2,279 | 1 | 1,861,838 | 99.6 | Building not specialized³ | 9,351,977 | 358,838 | 46.2 | 39,489,596 | 50.9 |
| Stonework | 72,070 | 2,860 | 4.0 | 409,066 | 100.0 | Commercial building only | 819,716 | 27,700 | 3.6 | 6,618,454 | 36.0 |
| Marble and tiling | 791,867 | 28,024 | 7 | 3,831,119 | 99.8 | Residential building only | 819,804 | 387,270 | 50.0 | 2,442,248 | 57.3 |
| Soundproofing | 119,339 | 3,421 | 1 | 286,185 | 100.0 | Sewer, gas, water, conduit | 1,874,280 | 950 | 1 | 5,417,117 | 97.4 |
| <i>Structural steel</i> | | | | | | Railroad | | | | | |
| All classes | 35,670,588 | 1,316,985 | 100.0 | 105,940,942 | 71.2 | 880,871 | 657 | 1 | 3,831,119 | 86.9 | |
| General contractors³ | \$22,147,148 | 1,019,375 | 77.4 | \$76,101,638 | 63.3 | <i>Paints, varnishes, glass, etc.</i> | | | | | |
| Building | 12,157,811 | 975,108 | 74.0 | 50,779,394 | 52.9 | All classes | \$35,670,588 | 823,045 | 100.0 | \$105,940,942 | 71.2 |
| Building not specialized³ | 9,351,977 | 383,808 | 29.1 | 39,489,596 | 50.9 | General contractors³ | \$22,147,148 | 238,300 | 29.0 | \$76,101,638 | 63.3 |
| Commercial building only | 819,716 | 6,700 | 5 | 6,618,454 | 36.0 | Building | 12,157,811 | 237,338 | 28.8 | 50,779,394 | 52.9 |
| Manufacturing building only | 1,166,314 | 584,000 | 44.3 | 2,229,096 | 64.4 | Building not specialized³ | 9,351,977 | 231,617 | 28.1 | 39,489,596 | 50.9 |
| Residential building only | 819,804 | 600 | (^o) | 2,442,248 | 57.3 | Commercial building only | 819,716 | 4,221 | 5 | 6,618,454 | 36.0 |
| Highway | 414,036 | 6,292 | 5 | 1,229,128 | 84.4 | Residential building only | 819,804 | 1,500 | 2 | 2,442,248 | 57.3 |
| Bridge and culvert | 414,036 | 6,292 | 5 | 1,229,128 | 84.4 | Highway | 3,961,258 | 138 | (^o) | 7,272,830 | 85.5 |
| Street paving | 2,351,059 | 1,555 | 1 | 5,417,117 | 97.4 | Sewer, gas, water, conduit | 1,874,280 | 210 | (^o) | 5,417,117 | 97.4 |
| Sewer, gas, water, conduit | 1,874,280 | 1,555 | 1 | 5,417,117 | 97.4 | Railroad | 880,871 | 614 | 1 | 3,831,119 | 86.9 |
| Sewer, gas, water, conduit | 1,874,280 | 9,200 | 7 | 3,362,665 | 87.0 | Subcontractors | \$13,523,440 | 584,745 | 71.0 | \$29,839,304 | 96.8 |
| Dredging, river, harbor, etc. | 452,833 | 9,200 | 7 | 3,362,665 | 87.0 | Heating and plumbing | \$4,938,629 | 1,109 | 1 | \$9,417,007 | 92.1 |
| Railroad | 880,871 | 27,220 | 2.1 | 3,831,119 | 86.9 | Heating and piping | 3,357,583 | 700 | 1 | 6,488,088 | 88.9 |
| Subcontractors | \$13,523,440 | 297,610 | 22.6 | \$29,839,304 | 96.8 | Pipe covering | 25,423 | 361 | 1 | 95,860 | 100.0 |
| Concrete | 116,889 | 26,197 | 2.0 | 392,265 | 97.5 | Plumbing and heating combined | 129,162 | 48 | (^o) | 247,530 | 99.5 |
| Heating and plumbing | \$4,938,629 | 35,000 | 2.7 | \$9,417,007 | 92.1 | Painting and decorating | 442,229 | 404,229 | 49.1 | 2,304,464 | 98.8 |
| Heating and piping | 3,357,583 | 35,000 | 2.7 | 6,488,088 | 88.9 | Glass and glazing | 56,129 | 56,129 | 6.8 | 138,454 | 98.5 |
| Masonry | 11,000 | 209 | (^o) | 30,000 | 99.4 | Roofing and sheet-metal work | \$1,329,454 | 400 | (^o) | \$3,313,209 | 90.3 |
| Steel erection | 245,326 | 235,613 | 17.9 | 629,083 | 100.0 | Sheet-metal work | 231,804 | 400 | (^o) | 551,098 | 100.0 |
| <i>Reinforcing steel</i> | | | | | | Soundproofing | | | | | |
| All classes | \$35,670,588 | 1,486,620 | 100.0 | \$105,940,942 | 71.2 | 119,339 | 4,568 | 6 | 3 | 286,185 | 100.0 |
| General contractors | \$21,961,838 | 1,485,209 | 99.9 | \$75,582,904 | 63.2 | Metal work, n. e. s. | 163,163 | 118,310 | 14.4 | 506,916 | 95.6 |
| Building | 11,972,501 | 939,098 | 63.2 | 50,200,680 | 52.7 | <i>Roofing and sheet metal</i> | | | | | |
| Building not specialized³ | 9,166,667 | 647,197 | 48.5 | 38,970,802 | 50.6 | All classes | \$35,670,588 | 970,595 | 100.0 | \$105,940,942 | 71.2 |
| Commercial building only | 819,716 | 275,580 | 18.5 | 6,618,454 | 36.0 | General contractors³ | \$22,147,148 | 35,748 | 3.7 | \$76,101,638 | 63.3 |
| Manufacturing building only | 1,166,314 | 4,000 | 3 | 2,229,096 | 64.4 | Building | 12,157,811 | 32,695 | 3.4 | 50,779,394 | 52.9 |
| Residential building only | 819,804 | 12,321 | 8 | 2,442,248 | 57.3 | Building not specialized³ | 9,351,977 | 29,981 | 3.1 | 39,489,596 | 50.9 |
| Highway | 3,961,258 | 165,190 | 11.1 | 7,272,830 | 84.4 | Commercial building only | 819,716 | 1,900 | 2 | 6,618,454 | 36.0 |
| Bridge and culvert | 414,036 | 52,780 | 3.6 | 1,229,128 | 84.4 | Residential building only | 819,804 | 814 | 1 | 2,229,096 | 64.4 |
| Street paving | 2,351,059 | 129,588 | 8.1 | 4,145,385 | 94.2 | Sewer, gas, water, conduit | 1,874,280 | 100 | (^o) | 5,417,117 | 97.4 |
| Sewer, gas, water, conduit | 1,874,280 | 74,816 | 5.0 | 5,417,117 | 97.4 | Dredging, river, harbor, etc. | 452,833 | 706 | 1 | 3,362,665 | 87.0 |
| Sewer, gas, water, conduit | 1,874,280 | 74,816 | 5.0 | 5,417,117 | 97.4 | Railroad | 880,871 | 2,247 | 2 | 3,831,119 | 86.9 |
| Dredging, river, harbor, etc. | 452,833 | 32,827 | 2.2 | 3,362,665 | 87.0 | See footnotes at end of table. | | | | | |
| Railroad | 880,871 | 100,310 | 6.7 | 3,831,119 | 86.9 | | | | | | |
| Subcontractors | \$13,523,440 | 1,420 | 1 | \$29,839,304 | 96.8 | | | | | | |
| Masonry | 11,000 | 600 | (^o) | 30,000 | 99.4 | | | | | | |
| Marble and tiling | 791,867 | 820 | 1 | 1,586,126 | 99.8 | | | | | | |

CONSTRUCTION—OHIO

TABLE 10.—COMPARISON OF COST OF DESIGNATED MATERIALS FURNISHED AND USED BY REPORTING ESTABLISHMENTS DURING 1929, WITH COST OF MATERIALS AND VALUE OF CONSTRUCTION BUSINESS—Continued

| KIND OF MATERIAL AND CLASSIFICATION OF ESTABLISHMENTS | Cost of all materials distributed by kind | COST OF DESIGNATED MATERIAL | | | | Value of construction business | Indicated per cent of all business done by own force ¹ | KIND OF MATERIAL AND CLASSIFICATION OF ESTABLISHMENTS | Cost of all materials distributed by kind | COST OF DESIGNATED MATERIAL | | | | Value of construction business | Indicated per cent of all business done by own force ¹ |
|-------------------------------------------------------|-------------------------------------------|-----------------------------|--------------|-----------------------------------|-------------|--------------------------------|------------------------------------------------------------------------|-------------------------------------------------------|-------------------------------------------|-----------------------------|--------------|-----------------------------------|-------------|--------------------------------|-------------------------------------------------------------------|
| | | Amount | Per cent of— | | | | | | | Amount | Per cent of— | | | | |
| | | | Total cost | Cost of all distributed materials | | | | | | | Total cost | Cost of all distributed materials | | | |
| CLEVELAND—Continued | | | | | | | CLEVELAND—Continued | | | | | | | | |
| <i>Roofing and sheet metal—Continued</i> | | | | | | | <i>Elevators, dumb-waiters, and equipment²</i> | | | | | | | | |
| | Dollars | Dollars | | | Dollars | | | Dollars | Dollars | | | Dollars | | | |
| Subcontractors..... | 13,523,440 | 884,847 | 6.6 | 6.9 | 29,839,304 | 96.8 | | All classes..... | 35,670,588 | 3,085,010 | 100.0 | 8.6 | 105,940,942 | 71.2 | |
| Heating and plumbing..... | 4,938,629 | 44,836 | 0.9 | 0.9 | 9,417,007 | 92.1 | | General contractors..... | 21,961,838 | 21,365 | 0.1 | 0.1 | 75,582,904 | 63.2 | |
| Heating and piping..... | 3,357,583 | 39,378 | 1.2 | 1.2 | 6,488,098 | 100.0 | | Building..... | 11,972,501 | 21,365 | 0.2 | 0.2 | 50,260,660 | 52.7 | |
| Pipe covering..... | 25,423 | 2,068 | 8.1 | 11.6 | 95,800 | 97.0 | | Building not specialized..... | 9,166,607 | 305 | 0.0 | 0.0 | 38,970,862 | 50.6 | |
| Plumbing..... | 1,256,815 | 2,500 | 0.2 | 0.2 | 2,184,370 | 98.8 | | Manufacturing building only..... | 1,166,314 | 21,000 | 1.8 | 1.8 | 2,229,096 | 64.4 | |
| Painting and decorating..... | 442,229 | 20,000 | 4.5 | 4.5 | 3,313,200 | 96.3 | | Residential building only..... | 819,804 | 85 | 0.0 | 0.0 | 2,442,248 | 57.3 | |
| Roofing and sheet-metal work..... | 1,320,454 | 841,841 | 63.7 | 63.3 | 1,324,951 | 100.0 | | Highway..... | 3,961,258 | 43,128 | 1.1 | 1.1 | 7,272,830 | 85.5 | |
| Roofing..... | 501,599 | 389,020 | 77.6 | 77.6 | 1,824,951 | 99.8 | | Bridge and culvert..... | 414,036 | 1,674 | 0.4 | 0.4 | 1,229,128 | 84.4 | |
| Sheet-metal work..... | 231,804 | 181,054 | 78.1 | 78.1 | 551,098 | 100.0 | | Street paving..... | 2,351,059 | 65,486 | 2.8 | 2.8 | 4,145,385 | 94.2 | |
| Roofing and sheet metal combined..... | 596,051 | 271,767 | 45.6 | 45.6 | 1,437,160 | 89.4 | | Sewer, gas, water, conduit..... | 1,874,280 | 400,212 | 21.4 | 21.4 | 5,417,117 | 97.4 | |
| Soundproofing..... | 119,339 | 28,170 | 23.6 | 23.6 | 280,185 | 100.0 | | Railroad..... | 880,871 | 10,327 | 1.2 | 1.2 | 3,831,119 | 86.9 | |
| | | | | | | | | | | | | | | | |
| <i>Heating and ventilating equipment</i> | | | | | | | <i>Pipe: Drain tile, vitrified, concrete, segment-tile, corrugated</i> | | | | | | | | |
| All classes..... | 35,670,588 | 2,877,741 | 100.0 | 8.1 | 105,940,942 | 71.2 | | All classes..... | 35,670,588 | 604,916 | 100.0 | 1.7 | 105,940,942 | 71.2 | |
| General contractors..... | 21,961,838 | 32,836 | 1.5 | 1.5 | 75,582,904 | 63.2 | | General contractors..... | 22,147,148 | 529,604 | 87.6 | 2.4 | 78,101,838 | 63.2 | |
| Building..... | 11,972,501 | 32,836 | 1.1 | 1.1 | 50,260,660 | 52.7 | | Building..... | 12,157,811 | 8,777 | 1.4 | 1.4 | 50,779,394 | 52.9 | |
| Building not specialized..... | 9,166,607 | 335 | 0.0 | 0.0 | 38,970,862 | 50.6 | | Building not specialized..... | 9,351,977 | 8,200 | 1.4 | 1.4 | 39,489,596 | 50.9 | |
| Commercial building only..... | 819,716 | 1,500 | 0.2 | 0.2 | 6,618,454 | 36.0 | | Manufacturing building only..... | 1,166,314 | 500 | 0.1 | 0.1 | 2,229,096 | 64.4 | |
| Manufacturing building only..... | 1,166,314 | 31,000 | 2.7 | 2.7 | 2,229,096 | 64.4 | | Residential building only..... | 819,804 | 85 | 0.0 | 0.0 | 2,442,248 | 57.3 | |
| Subcontractors..... | 13,523,440 | 2,844,066 | 98.0 | 21.0 | 29,839,304 | 96.8 | | Highway..... | 3,961,258 | 43,128 | 1.1 | 1.1 | 7,272,830 | 85.5 | |
| Heating and plumbing..... | 4,938,629 | 2,592,319 | 90.1 | 52.5 | 9,417,007 | 92.1 | | Bridge and culvert..... | 414,036 | 1,674 | 0.4 | 0.4 | 1,229,128 | 84.4 | |
| Heating and piping..... | 3,357,583 | 2,078,033 | 72.0 | 61.7 | 6,488,098 | 88.9 | | Street paving..... | 2,351,059 | 65,486 | 2.8 | 2.8 | 4,145,385 | 94.2 | |
| Plumbing..... | 1,256,815 | 340,917 | 27.1 | 27.1 | 2,184,370 | 97.0 | | Sewer, gas, water, conduit..... | 1,874,280 | 400,212 | 21.4 | 21.4 | 5,417,117 | 97.4 | |
| Plumbing and heating combined..... | 120,162 | 76,967 | 64.1 | 59.6 | 247,530 | 90.5 | | Railroad..... | 880,871 | 10,327 | 1.2 | 1.2 | 3,831,119 | 86.9 | |
| Automatic temperature control..... | 101,396 | 101,396 | 100.0 | 100.0 | 311,143 | 100.0 | | | | | | | | | |
| Roofing and sheet-metal work..... | 1,320,454 | 221,211 | 16.7 | 16.6 | 3,313,200 | 96.3 | | Subcontractors..... | 13,523,440 | 75,312 | 12.4 | 0.6 | 29,839,304 | 96.8 | |
| Roofing..... | 501,599 | 9,918 | 2.0 | 2.0 | 1,824,951 | 99.8 | | Heating and plumbing..... | 4,938,629 | 68,603 | 11.8 | 1.4 | 9,417,007 | 92.1 | |
| Sheet-metal work..... | 231,804 | 49,150 | 21.2 | 21.2 | 551,098 | 100.0 | | Heating and piping..... | 3,357,583 | 46,050 | 7.0 | 1.4 | 6,488,098 | 88.9 | |
| Roofing and sheet metal combined..... | 596,051 | 162,143 | 27.2 | 27.2 | 1,437,160 | 89.4 | | Plumbing..... | 1,256,815 | 21,621 | 3.0 | 1.7 | 2,184,370 | 97.0 | |
| Soundproofing..... | 119,339 | 31,382 | 26.3 | 26.3 | 280,185 | 100.0 | | Plumbing and heating combined..... | 120,162 | 922 | 2.2 | 0.7 | 247,530 | 99.5 | |
| | | | | | | | | Masonry..... | 11,000 | 100 | 0.9 | 0.9 | 30,000 | 99.4 | |
| | | | | | | | | Street paving..... | 123,845 | 800 | 1.6 | 1.6 | 338,200 | 100.0 | |
| | | | | | | | | Soundproofing..... | 119,339 | 5,819 | 4.9 | 4.9 | 280,185 | 100.0 | |
| | | | | | | | | | | | | | | | |
| <i>Plumbing and gas-fitting equipment</i> | | | | | | | <i>Pipe: Cast-iron, sheet and tube steel, etc.</i> | | | | | | | | |
| All classes..... | 35,670,588 | 1,986,949 | 100.0 | 5.6 | 105,940,942 | 71.2 | | All classes..... | 35,670,588 | 752,024 | 100.0 | 2.1 | 105,940,942 | 71.2 | |
| General contractors..... | 21,961,838 | 97,279 | 4.9 | 4.4 | 75,582,904 | 63.2 | | General contractors..... | 21,961,838 | 538,859 | 71.7 | 2.5 | 75,582,904 | 63.2 | |
| Building..... | 11,972,501 | 76,787 | 3.9 | 3.3 | 50,260,660 | 52.7 | | Building..... | 11,972,501 | 179,297 | 23.8 | 1.5 | 50,260,660 | 52.7 | |
| Building not specialized..... | 9,166,607 | 15,659 | 1.7 | 1.7 | 38,970,862 | 50.6 | | Building not specialized..... | 9,166,607 | 3,297 | 0.4 | 0.4 | 38,970,862 | 50.6 | |
| Commercial building only..... | 819,716 | 1,000 | 0.1 | 0.1 | 6,618,454 | 36.0 | | Manufacturing building only..... | 1,166,314 | 176,000 | 23.4 | 15.1 | 2,229,096 | 64.4 | |
| Manufacturing building only..... | 1,166,314 | 60,000 | 5.1 | 5.1 | 2,229,096 | 64.4 | | Residential building only..... | 819,804 | 2,680 | 0.4 | 0.4 | 2,442,248 | 57.3 | |
| Residential building only..... | 819,804 | 128 | 0.0 | 0.0 | 2,442,248 | 57.3 | | Highway..... | 3,961,258 | 3,757 | 0.1 | 0.1 | 7,272,830 | 85.5 | |
| Sewer, gas, water, conduit..... | 1,874,280 | 13,258 | 0.7 | 0.7 | 5,417,117 | 97.4 | | Bridge and culvert..... | 414,036 | 1,674 | 0.4 | 0.4 | 1,229,128 | 84.4 | |
| Waterworks..... | 55,000 | 5,000 | 9.1 | 9.1 | 64,000 | 100.0 | | Street paving..... | 2,351,059 | 4,620 | 0.2 | 0.2 | 4,145,385 | 94.2 | |
| Railroad..... | 880,871 | 2,234 | 0.3 | 0.3 | 3,831,119 | 86.9 | | Sewer, gas, water, conduit..... | 1,874,280 | 234,316 | 31.2 | 12.5 | 5,417,117 | 97.4 | |
| Subcontractors..... | 13,523,440 | 1,889,670 | 95.1 | 14.0 | 29,839,304 | 90.8 | | Sewer, gas, water, conduit..... | 1,874,280 | 55,000 | 6.6 | 9.0 | 5,417,117 | 97.4 | |
| Heating and plumbing..... | 4,938,629 | 1,888,520 | 95.0 | 38.2 | 9,417,007 | 92.1 | | Waterworks..... | 55,000 | 21,300 | 2.8 | 4.7 | 3,362,665 | 87.0 | |
| Heating and piping..... | 3,357,583 | 963,738 | 48.5 | 28.7 | 6,488,098 | 88.9 | | Dredging, river, harbor, etc..... | 452,833 | 42,889 | 5.7 | 4.9 | 3,831,119 | 86.9 | |
| Plumbing..... | 1,256,815 | 808,048 | 64.3 | 64.3 | 2,184,370 | 97.0 | | Railroad..... | 880,871 | 10,327 | 1.2 | 1.2 | 3,831,119 | 86.9 | |
| Plumbing and heating combined..... | 120,162 | 48,484 | 40.3 | 37.5 | 247,530 | 99.5 | | | | | | | | | |
| Automatic sprinkler system..... | 68,250 | 68,250 | 100.0 | 100.0 | 90,000 | 100.0 | | Subcontractors..... | 13,523,440 | 213,165 | 28.3 | 1.6 | 29,839,304 | 96.8 | |
| Roofing and sheet-metal work..... | 1,320,454 | 1,150 | 0.1 | 0.1 | 3,313,200 | 96.3 | | Heating and plumbing..... | 4,938,629 | 213,165 | 28.3 | 4.3 | 9,417,007 | 92.1 | |
| Roofing..... | 501,599 | 1,150 | 0.2 | 0.2 | 1,824,951 | 99.8 | | Heating and piping..... | 3,357,583 | 129,532 | 17.2 | 3.9 | 6,488,098 | 88.9 | |
| | | | | | | | | Plumbing..... | 1,256,815 | 80,892 | 10.7 | 6.4 | 2,184,370 | 97.0 | |
| | | | | | | | | Plumbing and heating combined..... | 120,162 | 2,741 | 2.3 | 2.3 | 247,530 | 99.5 | |
| | | | | | | | | | | | | | | | |
| <i>Electrical appliances and supplies</i> | | | | | | | <i>Bituminous paving materials, tar, asphalt, and oil</i> | | | | | | | | |
| All classes..... | 35,670,588 | 1,545,022 | 100.0 | 4.3 | 105,940,942 | 71.2 | | All classes..... | 35,670,588 | 723,246 | 100.0 | 2.0 | 105,940,942 | 71.2 | |
| General contractors..... | 21,961,838 | 148,456 | 9.6 | 7.7 | 75,582,904 | 63.2 | | General contractors..... | 21,961,838 | 661,533 | 91.5 | 3.0 | 75,582,904 | 63.2 | |
| Building..... | 11,972,501 | 147,181 | 9.5 | 1.2 | 50,260,660 | 52.7 | | Highway..... | 3,961,258 | 447,265 | 61.8 | 11.3 | 7,272,830 | 85.5 | |
| Building not specialized..... | 9,166,607 | 336 | 0.0 | 0.0 | 38,970,862 | 50.6 | | Street paving..... | 2,351,059 | 205,167 | 28.4 | 8.7 | 4,145,385 | 94.2 | |
| Commercial building only..... | 819,716 | 450 | 0.1 | 0.1 | 6,618,454 | 36.0 | | Sewer, gas, water, conduit..... | 1,874,280 | 225 | 0.0 | 0.0 | 5,417,117 | 97.4 | |
| Manufacturing building only..... | 1,166,314 | 146,000 | 12.5 | 12.5 | 2,229,096 | 64.4 | | Railroad..... | 880,871 | 8,870 | 1.2 | 1.0 | 3,831,119 | 86.9 | |
| Residential building only..... | 819,804 | 395 | 0.1 | 0.1 | 2,442,248 | 57.3 | | | | | | | | | |
| Bridge and culvert..... | 414,036 | 1,060 | 0.3 | 0.3 | 1,229,128 | 84.4 | | Subcontractors..... | 13,523,440 | 61,713 | 8.5 | 0.5 | 29,839,304 | 96.8 | |
| Railroad..... | 880,871 | 215 | 0.0 | 0.0 | 3,831,119 | 86.9 | | Heating and plumbing..... | 4,938,629 | 400 | 0.1 | 0.0 | 9,417,007 | 92.1 | |
| Subcontractors..... | 13,523,440 | 1,396,566 | 90.4 | 10.3 | 29,839,304 | 96.8 | | Heating and piping..... | 3,357,583 | 400 | 0.1 | 0.0 | 6,488,098 | 88.9 | |
| Electrical..... | 1,398,244 | 1,396,244 | 99.9 | 99.9 | 3,187,703 | 99.9 | | Roofing and sheet-metal work..... | 1,320,454 | 2,050 | 0.3 | 0.2 | 3,313,200 | 96.3 | |
| Heating and plumbing..... | 4,938,629 | 318 | 0.0 | 0.0 | 9,417,007 | 92.1 | | Roofing..... | 501,599 | 2,050 | 0.3 | 0.4 | 1,324,951 | 99.8 | |
| Heating and piping..... | 3,357,583 | 300 | 0.0 | 0.0 | 6,488,098 | 88.9 | | Street paving..... | 123,845 | 55,163 | 7.6 | 44.5 | 338,200 | 100.0 | |
| Pipe covering..... | 25,423 | 18 | 0.0 | 0.0 | 95,800 | 100.0 | | Flooring, n. e. s..... | 23,848 | 4,100 | 17.2 | 14.2 | 83,148 | 100.0 | |
| Plastering and lathing..... | 580,698 | 4 | 0.0 | 0.0 | 1,861,838 | 99.6 | | | | | | | | | |

See footnotes at end of table.

TABLE 10.—COMPARISON OF COST OF DESIGNATED MATERIALS FURNISHED AND USED BY REPORTING ESTABLISHMENTS DURING 1929, WITH COST OF MATERIALS AND VALUE OF CONSTRUCTION BUSINESS—Continued

Table with multiple columns: KIND OF MATERIAL AND CLASSIFICATION OF ESTABLISHMENTS, Cost of all materials distributed by kind (Amount, Per cent of total cost, Total cost), Value of construction business, Indicated per cent of all business done by own force, and similar metrics for designated materials. The table is divided into sections for Sand, gravel, crushed stone, slag, and cinders; Brick, face, common, fire, paving, etc.; Tile, facing, terra cotta, etc.; Concrete and cinder block; Cut stone, granite and marble; and Cement, Structural steel, Reinforcing steel, Metal doors, windows, and trim, Lumber, rough and finished.

See footnotes at end of table.

TABLE 10.—COMPARISON OF COST OF DESIGNATED MATERIALS FURNISHED AND USED BY REPORTING ESTABLISHMENTS DURING 1929, WITH COST OF MATERIALS AND VALUE OF CONSTRUCTION BUSINESS—Continued

Table with columns: KIND OF MATERIAL AND CLASSIFICATION OF ESTABLISHMENTS, COST OF DESIGNATED MATERIAL (Amount, Total cost, Per cent of -), Value of construction business, Indicated per cent of all business done by own force. It is divided into COLUMBUS and DAYTON sections, with sub-sections for Lumber, Millwork, Plumbering and gas-fitting equipment, Electrical appliances and supplies, Bituminous paving materials, Machinery, Sand, gravel, crushed stone, slag, and cinders, and Heating and ventilating equipment.

See footnotes at end of table

TABLE 10.—COMPARISON OF COST OF DESIGNATED MATERIALS FURNISHED AND USED BY REPORTING ESTABLISHMENTS DURING 1929, WITH COST OF MATERIALS AND VALUE OF CONSTRUCTION BUSINESS—Continued

| KIND OF MATERIAL AND CLASSIFICATION OF ESTABLISHMENTS | COST OF DESIGNATED MATERIAL | | | | Value of construction business | Indicated per cent of all business done by own force ¹ | KIND OF MATERIAL AND CLASSIFICATION OF ESTABLISHMENTS | COST OF DESIGNATED MATERIAL | | | | Value of construction business | Indicated per cent of all business done by own force ¹ |
|-------------------------------------------------------|-------------------------------------------|---------|----------|--------------|--------------------------------|-------------------------------------------------------------------|-------------------------------------------------------|-------------------------------------------|---------|----------|--------------|--------------------------------|-------------------------------------------------------------------|
| | Cost of all materials distributed by kind | Amount | | Per cent of— | | | | Cost of all materials distributed by kind | Amount | | Per cent of— | | |
| | | Dollars | Per cent | Total cost | | | | | Dollars | Per cent | Total cost | | |
| DAYTON—Continued | | | | | | | DAYTON—Continued | | | | | | |
| <i>Cut stone, granite and marble</i> | | | | | | | <i>Millwork</i> | | | | | | |
| All classes..... | 6,476,566 | 225,882 | 100.0 | 3.5 | 15,530,273 | 84.0 | All classes..... | 6,476,566 | 297,770 | 100.0 | 4.6 | 15,530,273 | 84.0 |
| General contractors ³ | 3,785,762 | 177,339 | 78.5 | 4.7 | 10,205,430 | 76.6 | General contractors ³ | 3,785,762 | 297,770 | 100.0 | 7.9 | 10,205,430 | 76.6 |
| Building..... | 2,049,258 | 177,339 | 78.5 | 6.7 | 7,654,081 | 66.1 | Building..... | 2,049,258 | 293,770 | 98.7 | 11.1 | 7,654,081 | 66.1 |
| Building not specialized ³ | 2,001,984 | 164,645 | 72.8 | 8.2 | 6,440,426 | 64.3 | Building not specialized ³ | 2,001,984 | 207,064 | 69.8 | 10.4 | 6,440,426 | 64.3 |
| Residential building only..... | 607,826 | 12,794 | 5.7 | 2.1 | 1,117,500 | 74.6 | Commercial building only..... | 607,826 | 13,000 | 4.4 | 33.0 | 96,156 | 83.1 |
| Residential building only..... | | | | | | | Residential building only..... | 607,826 | 72,806 | 24.5 | 12.0 | 1,117,500 | 74.6 |
| Street paving..... | | | | | | | Street paving..... | 421,537 | 4,000 | 1.3 | .9 | 1,056,007 | 89.3 |
| Subcontractors..... | 2,690,804 | 48,543 | 21.5 | 1.8 | 5,324,843 | 98.8 | Subcontractors..... | 2,690,804 | | | | | |
| Masonry..... | 84,577 | 500 | .2 | .0 | 174,680 | 100.0 | Paints, varnishes, glass, etc..... | | | | | | |
| Stonework..... | 35,000 | 35,000 | 15.5 | 100.0 | 76,163 | 100.0 | All classes..... | 6,476,566 | 190,162 | 100.0 | 2.9 | 15,530,273 | 84.0 |
| Marble and tiling..... | 84,616 | 13,043 | 5.8 | 15.4 | 225,414 | 100.0 | General contractors ³ | 3,785,762 | 48,182 | 25.3 | 1.3 | 10,205,430 | 76.6 |
| <i>Cement</i> | | | | | | | <i>Roofing and sheet metal</i> | | | | | | |
| All classes..... | 6,476,566 | 615,076 | 100.0 | 9.5 | 15,530,273 | 84.0 | All classes..... | 7,647,606 | 256,573 | 100.0 | 4.0 | 15,530,273 | 84.0 |
| General contractors ³ | 3,785,762 | 595,507 | 96.7 | 15.7 | 10,205,430 | 76.6 | General contractors ³ | 3,652,225 | 58,965 | 23.0 | 1.6 | 10,007,701 | 78.1 |
| Building..... | 2,649,258 | 247,750 | 40.2 | 9.4 | 7,654,081 | 66.1 | Building..... | 2,515,721 | 58,365 | 22.7 | 2.3 | 7,446,352 | 67.8 |
| Building not specialized ³ | 2,001,984 | 227,806 | 37.0 | 11.4 | 6,440,426 | 64.3 | Building not specialized ³ | 1,808,447 | 21,127 | 8.2 | 1.1 | 6,282,697 | 66.2 |
| Commercial building only..... | 39,448 | 600 | .1 | 1.5 | 96,155 | 83.1 | Residential building only..... | 607,826 | 37,288 | 14.5 | 6.1 | 1,117,500 | 74.6 |
| Residential building only..... | 607,826 | 19,344 | 3.1 | 3.2 | 1,117,500 | 74.6 | Street paving..... | 421,537 | 600 | .2 | .1 | 1,056,007 | 89.3 |
| Highway..... | 405,295 | 204,440 | 33.2 | 50.4 | 815,339 | 97.5 | Subcontractors..... | 2,690,804 | 197,608 | 77.0 | 7.3 | 5,324,843 | 98.8 |
| Bridge and culvert..... | 146,987 | 5,463 | .9 | 3.7 | 217,688 | 99.9 | Roofing and sheet-metal work..... | 239,293 | 197,608 | 77.0 | 82.6 | 594,797 | 91.6 |
| Street paving..... | 421,537 | 127,778 | 20.7 | 30.3 | 1,056,007 | 89.3 | Roofing..... | 117,996 | 107,996 | 42.1 | 91.5 | 319,024 | 84.0 |
| Sewer, gas, water, conduit..... | 162,685 | 10,076 | 1.6 | 6.2 | 462,225 | 93.5 | Sheet-metal work..... | 101,367 | 69,682 | 27.2 | 68.7 | 224,583 | 100.0 |
| Subcontractors..... | 2,690,804 | 20,469 | 3.3 | .8 | 5,324,843 | 98.8 | Roofing and sheet metal combined..... | 19,930 | 19,930 | 7.8 | 100.0 | 51,190 | 100.0 |
| Heating and plumbing..... | 1,092,957 | 80 | (°) | (°) | 1,876,053 | 98.8 | <i>Heating and ventilating equipment</i> | | | | | | |
| Plumbing..... | 774,891 | 80 | (°) | (°) | 1,832,050 | 98.5 | All classes..... | 6,476,566 | 433,507 | 100.0 | 6.7 | 15,530,273 | 84.0 |
| Masonry..... | 84,577 | 11,060 | 1.8 | 13.1 | 174,680 | 100.0 | General contractors ³ | 3,785,762 | 51,987 | 12.0 | 1.4 | 10,205,430 | 76.6 |
| Plastering and lathing..... | 125,915 | 1,100 | .2 | .9 | 267,862 | 98.9 | Building..... | 2,649,258 | 50,087 | 11.6 | 1.9 | 7,654,081 | 66.1 |
| Marble and tiling..... | 84,616 | 8,279 | 1.3 | 9.8 | 225,414 | 100.0 | Building not specialized ³ | 2,001,984 | 28,389 | 6.5 | 1.4 | 6,440,426 | 64.3 |
| <i>Plaster, etc.</i> | | | | | | | <i>General contractors ³</i> | | | | | | |
| All classes..... | 6,476,566 | 142,508 | 100.0 | 2.2 | 15,530,273 | 84.0 | All classes..... | 6,476,566 | 703,825 | 100.0 | 10.9 | 15,530,273 | 84.0 |
| General contractors ³ | 3,785,762 | 58,040 | 41.1 | 1.5 | 10,205,430 | 76.6 | General contractors ³ | 3,785,762 | 77,615 | 11.0 | 2.0 | 10,205,430 | 76.6 |
| Building..... | 2,649,258 | 58,040 | 41.1 | 2.2 | 7,654,081 | 66.1 | Building..... | 2,649,258 | 66,534 | 9.3 | 2.5 | 7,654,081 | 66.1 |
| Building not specialized ³ | 2,001,984 | 11,256 | 7.0 | .8 | 6,440,426 | 64.3 | Building not specialized ³ | 2,001,984 | 14,854 | 2.1 | .7 | 6,440,426 | 64.3 |
| Residential building only..... | 607,826 | 47,384 | 33.2 | 7.8 | 1,117,500 | 74.6 | Residential building only..... | 607,826 | 50,880 | 7.2 | 8.3 | 1,117,500 | 74.6 |
| Subcontractors..... | 2,690,804 | 83,928 | 58.9 | 3.1 | 5,324,843 | 98.8 | Street paving..... | 421,537 | 1,800 | .3 | .4 | 1,056,007 | 89.3 |
| Plastering and lathing..... | 125,915 | 83,865 | 58.8 | 66.6 | 267,862 | 98.9 | Sewer, gas, water, conduit..... | 162,685 | 10,181 | 1.4 | 6.3 | 462,225 | 98.5 |
| Marble and tiling..... | 84,616 | 68 | (°) | .1 | 225,414 | 100.0 | Subcontractors..... | 2,690,804 | 381,520 | 88.0 | 14.2 | 5,324,843 | 98.8 |
| <i>Structural steel</i> | | | | | | | <i>Plumbing and gas-fitting equipment</i> | | | | | | |
| All classes..... | 6,476,566 | 680,656 | 100.0 | 9.7 | 15,530,273 | 84.0 | All classes..... | 6,476,566 | 626,310 | 89.0 | 23.3 | 5,324,843 | 98.8 |
| General contractors ³ | 3,652,225 | 204,356 | 32.4 | 5.6 | 9,697,701 | 78.1 | Heating and plumbing..... | 1,092,957 | 626,310 | 89.0 | 57.3 | 1,876,053 | 98.8 |
| Building..... | 2,515,721 | 130,853 | 20.7 | 5.2 | 7,446,352 | 67.8 | Heating and piping..... | 223,066 | 146,035 | 33.7 | 65.5 | 417,732 | 100.0 |
| Building not specialized ³ | 1,808,447 | 122,073 | 19.3 | 6.5 | 6,232,697 | 66.2 | Plumbing..... | 774,891 | 175,485 | 40.5 | 22.6 | 1,332,080 | 98.5 |
| Residential building only..... | 607,826 | 8,780 | 1.4 | 1.4 | 1,117,500 | 74.6 | Plumbing and heating combined..... | 95,000 | 50,000 | 11.5 | 52.6 | 126,271 | 98.2 |
| Residential building only..... | 607,826 | 73,503 | 11.7 | 50.0 | 217,688 | 99.9 | Roofing and sheet-metal work..... | 239,293 | 10,000 | 2.3 | 4.2 | 594,797 | 91.8 |
| Highway..... | 405,295 | 35,434 | 10.9 | 8.7 | 815,339 | 97.5 | Roofing..... | 117,996 | 10,000 | 2.3 | 8.5 | 319,024 | 84.6 |
| Bridge and culvert..... | 146,987 | 2,322 | 1.3 | 1.6 | 217,688 | 99.9 | <i>Roofing and sheet metal combined</i> | | | | | | |
| Street paving..... | 421,537 | 8,859 | 3.3 | 1.4 | 1,056,007 | 89.3 | All classes..... | 7,647,606 | 19,930 | 7.8 | 100.0 | 51,190 | 100.0 |
| Subcontractors..... | 2,690,804 | 420,300 | 67.0 | 15.8 | 5,324,843 | 98.8 | <i>Structural steel</i> | | | | | | |
| Masonry..... | 84,577 | 2,300 | .4 | 2.7 | 174,680 | 100.0 | All classes..... | 6,476,566 | 680,656 | 100.0 | 9.7 | 15,530,273 | 84.0 |
| Steel erection..... | 485,686 | 424,000 | 67.2 | 87.3 | 855,970 | 99.4 | General contractors ³ | 3,652,225 | 204,356 | 32.4 | 5.6 | 9,697,701 | 78.1 |
| <i>Reinforcing steel</i> | | | | | | | <i>Reinforcing steel</i> | | | | | | |
| All classes..... | 6,476,566 | 177,753 | 100.0 | 2.7 | 15,530,273 | 84.0 | All classes..... | 6,476,566 | 177,753 | 100.0 | 2.7 | 15,530,273 | 84.0 |
| General contractors ³ | 3,785,762 | 177,753 | 100.0 | 4.7 | 10,205,430 | 76.6 | General contractors ³ | 3,785,762 | 177,753 | 100.0 | 4.7 | 10,205,430 | 76.6 |
| Building..... | 2,649,258 | 134,138 | 75.5 | 5.1 | 7,654,081 | 66.1 | Building..... | 2,649,258 | 134,138 | 75.5 | 5.1 | 7,654,081 | 66.1 |
| Building not specialized ³ | 2,001,984 | 131,318 | 73.9 | 6.9 | 6,440,426 | 64.3 | Building not specialized ³ | 2,001,984 | 131,318 | 73.9 | 6.9 | 6,440,426 | 64.3 |
| Residential building only..... | 607,826 | 2,820 | 1.6 | .5 | 1,117,500 | 74.6 | Residential building only..... | 607,826 | 2,820 | 1.6 | .5 | 1,117,500 | 74.6 |
| Highway..... | 405,295 | 35,434 | 10.9 | 8.7 | 815,339 | 97.5 | Highway..... | 405,295 | 35,434 | 10.9 | 8.7 | 815,339 | 97.5 |
| Bridge and culvert..... | 146,987 | 2,322 | 1.3 | 1.6 | 217,688 | 99.9 | Bridge and culvert..... | 146,987 | 2,322 | 1.3 | 1.6 | 217,688 | 99.9 |
| Street paving..... | 421,537 | 8,859 | 3.3 | 1.4 | 1,056,007 | 89.3 | Street paving..... | 421,537 | 8,859 | 3.3 | 1.4 | 1,056,007 | 89.3 |
| Subcontractors..... | 2,690,804 | 442 | .1 | (°) | 5,324,843 | 98.8 | <i>Lumber, rough and finished</i> | | | | | | |
| Marble and tiling..... | 84,616 | 442 | .1 | .6 | 225,414 | 100.0 | All classes..... | 6,476,566 | 440,395 | 100.0 | 6.9 | 15,530,273 | 84.0 |

See footnotes at end of table.

TABLE 10.—COMPARISON OF COST OF DESIGNATED MATERIALS FURNISHED AND USED BY REPORTING ESTABLISHMENTS DURING 1929, WITH COST OF MATERIALS AND VALUE OF CONSTRUCTION BUSINESS—Continued

| KIND OF MATERIAL AND CLASSIFICATION OF ESTABLISHMENTS | COST OF DESIGNATED MATERIAL | | | | | Indicated per cent of all business done by own force ¹ | KIND OF MATERIAL AND CLASSIFICATION OF ESTABLISHMENTS | COST OF DESIGNATED MATERIAL | | | | | Indicated per cent of all business done by own force ¹ |
|------------------------------------------------------------------------|-------------------------------------------|-----------|------------------|------------------|-----------------------------------|-------------------------------------------------------------------|-------------------------------------------------------|-------------------------------------------|---------|---------|------------------|-----------------------------------|-------------------------------------------------------------------|
| | Cost of all materials distributed by kind | Amount | | Per cent of— | | | | Cost of all materials distributed by kind | Amount | | Per cent of— | | |
| | | Dollars | Dollars | Total cost | Cost of all distributed materials | | | | Dollars | Dollars | Total cost | Cost of all distributed materials | |
| DAYTON—Continued | | | | | | | TOLEDO—Continued | | | | | | |
| Electrical appliances and supplies | | | | | | | Brick (face, common, fire, paving, etc.) | | | | | | |
| All classes | 6,478,666 | 669,242 | 100.0 | 10.3 | 15,530,273 | 84.0 | All classes | 9,786,777 | 409,244 | 100.0 | 4.2 | 22,109,276 | 77.7 |
| General contractors ² | 3,785,762 | 211,523 | 31.6 | 5.6 | 10,205,430 | 76.6 | General contractors ² | 4,987,468 | 360,124 | 88.0 | 7.2 | 13,091,474 | 67.7 |
| Building | 2,649,258 | 161,017 | 24.1 | 6.1 | 7,064,081 | 60.1 | Building | 2,038,906 | 133,263 | 32.6 | 6.6 | 7,275,317 | 57.9 |
| Building not specialized ³ | 2,001,984 | 98,519 | 14.7 | 4.9 | 6,440,426 | 64.3 | Building not specialized ³ | 1,709,891 | 113,165 | 27.6 | 6.0 | 6,265,626 | 57.1 |
| Residential building only | 607,826 | 62,498 | 9.3 | 10.3 | 1,117,500 | 74.6 | Residential building only | 329,015 | 20,108 | 4.9 | 6.1 | 1,009,791 | 64.4 |
| Bridge and culvert | 149,987 | 50,110 | 7.5 | 34.1 | 217,688 | 99.9 | Highway | 1,575,662 | 109,700 | 26.8 | 7.0 | 3,048,743 | 96.5 |
| Street paving | 421,637 | 390 | .1 | .1 | 1,066,097 | 89.3 | Street paving | 376,687 | 101,090 | 24.7 | 26.8 | 749,239 | 91.7 |
| Subcontractors | 2,690,804 | 457,719 | 68.4 | 17.0 | 5,324,843 | 98.8 | Sewer, gas, water, conduit | 314,963 | 1,328 | .3 | .4 | 850,693 | 100.0 |
| Electrical | 187,825 | 187,825 | 28.1 | 100.0 | 412,330 | 100.0 | Central station, light and power plant | 234,367 | 14,743 | 3.6 | 6.3 | 333,877 | 100.0 |
| Heating and plumbing | 1,092,957 | 47,196 | 7.1 | 4.3 | 1,876,053 | 98.8 | Subcontractors | 4,799,309 | 49,120 | 12.0 | 1.0 | 9,017,802 | 98.9 |
| Plumbing | 774,891 | 47,196 | 7.1 | 0.1 | 1,332,050 | 98.5 | Concreting | 54,992 | 8,664 | 2.1 | 15.7 | 169,206 | 100.0 |
| Painting and decorating | 74,915 | 3,124 | .5 | 4.2 | 341,500 | 100.0 | Masonry | 77,432 | 38,150 | 9.3 | 49.3 | 112,418 | 100.0 |
| Power plant | 219,574 | 219,574 | 32.8 | 100.0 | 394,039 | 100.0 | Marble and tiling | 240,618 | 2,310 | .6 | 1.0 | 764,316 | 98.6 |
| Pipe: Drain tile, vitrified, concrete, segment-tile, corrugated | | | | | | | Concrete and cinder block | | | | | | |
| All classes | 6,476,666 | 107,849 | 100.0 | 1.7 | 15,530,273 | 84.0 | All classes | 9,786,777 | 153,753 | 100.0 | 1.6 | 22,109,276 | 77.7 |
| General contractors | 3,652,225 | 91,569 | 84.9 | 2.5 | 9,907,701 | 78.1 | General contractors ² | 4,987,468 | 23,145 | 15.1 | .5 | 13,091,474 | 67.7 |
| Building | 2,615,721 | 2,020 | 2.4 | .1 | 7,446,352 | 67.8 | Building | 2,038,906 | 23,028 | 15.0 | 1.0 | 7,275,317 | 57.9 |
| Building not specialized ³ | 1,868,447 | 2,524 | 2.3 | .1 | 6,232,697 | 66.2 | Building not specialized ³ | 1,709,891 | 17,471 | 11.4 | 1.0 | 6,265,626 | 57.1 |
| Residential building only | 607,826 | 96 | .1 | (⁰) | 1,117,500 | 74.6 | Residential building only | 329,015 | 5,587 | 3.6 | 1.7 | 1,009,791 | 64.4 |
| Highway | 405,296 | 1,400 | 1.3 | .3 | 815,339 | 97.5 | Street paving | 376,687 | 117 | .1 | (⁰) | 749,239 | 91.7 |
| Street paving | 421,637 | 12,995 | 12.0 | 3.1 | 1,066,097 | 89.3 | Subcontractors | 4,799,309 | 130,608 | 84.9 | 2.7 | 9,017,802 | 98.9 |
| Sewer, gas, water, conduit | 162,685 | 74,564 | 69.1 | 45.8 | 462,226 | 93.5 | Masonry | 77,432 | 11,772 | 7.6 | 15.2 | 112,418 | 100.0 |
| Subcontractors | 2,690,804 | 16,280 | 15.1 | .9 | 5,324,843 | 98.8 | Marble and tiling | 240,618 | 160 | .1 | .1 | 764,316 | 98.6 |
| Heating and plumbing | 1,092,957 | 16,280 | 15.1 | 1.5 | 1,876,053 | 98.8 | Street paving | 118,676 | 118,676 | 77.2 | 100.0 | 200,660 | 100.0 |
| Heating and piping | 223,000 | 10,060 | 9.3 | 4.5 | 417,732 | 100.0 | Cut stone, granite and marble | | | | | | |
| Plumbing | 774,891 | 5,220 | 4.8 | .7 | 1,332,050 | 98.5 | All classes | 9,786,777 | 177,822 | 100.0 | 1.8 | 22,109,276 | 77.7 |
| Plumbing and heating combined | 95,000 | 1,000 | .9 | 1.1 | 126,271 | 98.2 | General contractors ² | 4,987,468 | 135,543 | 76.2 | 2.7 | 13,091,474 | 67.7 |
| Pipe: Cast-iron sheet and tube steel etc. | | | | | | | Cement | | | | | | |
| All classes | 6,476,666 | 96,314 | 100.0 | 1.5 | 15,530,273 | 84.0 | All classes | 9,786,777 | 619,490 | 100.0 | 6.3 | 22,109,276 | 77.7 |
| General contractors | 3,652,225 | 64,693 | 67.2 | 1.8 | 9,907,701 | 78.1 | General contractors ² | 4,987,468 | 599,263 | 96.7 | 12.0 | 13,091,474 | 67.7 |
| Building | 2,615,721 | 838 | .9 | (⁰) | 7,446,352 | 67.8 | Building | 2,038,906 | 62,640 | 35.2 | 3.1 | 7,275,317 | 57.9 |
| Building not specialized ³ | 1,868,447 | 38 | (⁰) | (⁰) | 6,232,697 | 66.2 | Building not specialized ³ | 1,709,891 | 47,118 | 26.6 | 2.8 | 6,265,626 | 57.1 |
| Residential building only | 607,826 | 800 | .8 | .1 | 1,117,500 | 74.6 | Residential building only | 329,015 | 15,622 | 8.7 | 4.7 | 1,009,791 | 64.4 |
| Highway | 405,296 | 5,200 | 5.4 | 1.3 | 815,339 | 97.5 | Highway | 1,575,662 | 28,733 | 16.1 | 1.8 | 3,048,743 | 96.5 |
| Street paving | 421,637 | 14,157 | 14.7 | 3.4 | 1,066,097 | 89.3 | Grading | 79,721 | 2,937 | 1.7 | 3.7 | 321,672 | 95.0 |
| Sewer, gas, water, conduit | 162,685 | 44,498 | 46.2 | 27.4 | 462,226 | 93.5 | Street paving | 376,687 | 41,233 | 23.2 | 10.9 | 749,239 | 91.7 |
| Subcontractors | 2,690,804 | 31,621 | 32.8 | 1.2 | 5,324,843 | 98.8 | Subcontractors | 4,799,309 | 42,279 | 23.8 | .9 | 9,017,802 | 98.9 |
| Heating and plumbing | 1,092,957 | 31,621 | 32.8 | 2.9 | 1,876,053 | 98.8 | Concreting | 54,992 | 1,288 | .7 | 2.3 | 169,206 | 100.0 |
| Heating and piping | 223,000 | 20,121 | 20.9 | 9.0 | 417,732 | 100.0 | Marble and tiling | 240,618 | 40,991 | 23.1 | 17.0 | 764,316 | 98.6 |
| Plumbing | 774,891 | 7,500 | 7.8 | 1.0 | 1,332,050 | 98.5 | Plaster, etc. | | | | | | |
| Plumbing and heating combined | 95,000 | 4,000 | 4.2 | 4.2 | 126,271 | 98.2 | All classes | 9,786,777 | 140,931 | 100.0 | 1.4 | 22,109,276 | 77.7 |
| TOLEDO | | | | | | | General contractors² | | | | | | |
| Sand, gravel, crushed stone, slag, and cinders² | | | | | | | All classes | | | | | | |
| All classes | 9,786,777 | 1,134,469 | 100.0 | 11.6 | 22,109,276 | 77.7 | General contractors ² | 4,987,468 | 97,018 | 69.5 | 2.0 | 13,091,474 | 67.7 |
| General contractors ² | 4,987,468 | 983,308 | 86.7 | 19.7 | 13,091,474 | 67.7 | Building | 2,038,906 | 137,947 | 22.3 | 6.8 | 7,275,317 | 57.9 |
| Building | 2,649,258 | 168,933 | 14.9 | 8.3 | 7,275,317 | 57.9 | Building not specialized ³ | 1,709,891 | 130,984 | 21.1 | 7.7 | 6,265,626 | 57.1 |
| Building not specialized ³ | 1,709,891 | 168,240 | 13.9 | 9.3 | 6,265,626 | 57.1 | Residential building only | 329,015 | 6,968 | 1.1 | 2.1 | 1,009,791 | 64.4 |
| Residential building only | 329,015 | 10,637 | .9 | 3.2 | 1,009,791 | 64.4 | Highway | 1,575,662 | 334,742 | 54.0 | 21.2 | 3,048,743 | 96.5 |
| Highway | 1,575,662 | 673,809 | 50.4 | 42.8 | 3,048,743 | 96.5 | Street paving | 376,687 | 75,145 | 12.1 | 19.9 | 749,239 | 91.7 |
| Grading | 79,721 | 23,437 | 2.1 | 29.4 | 321,672 | 95.0 | Sewer, gas, water, conduit | 314,963 | 50,792 | 8.2 | 16.1 | 850,693 | 100.0 |
| Street paving | 376,687 | 80,661 | 7.1 | 21.4 | 749,239 | 91.7 | Central station, light and power plant | 234,367 | 627 | .1 | .3 | 333,877 | 100.0 |
| Sewer, gas, water, conduit | 314,963 | 35,363 | 8.1 | 11.2 | 860,593 | 100.0 | Subcontractors | 4,799,309 | 20,237 | 3.3 | .4 | 9,017,802 | 98.9 |
| Central station, light and power plant | 234,367 | 1,065 | .1 | .5 | 333,877 | 100.0 | Concreting | 54,992 | 13,129 | 2.1 | 23.9 | 169,206 | 100.0 |
| Subcontractors | 4,799,309 | 151,101 | 13.3 | 3.1 | 9,017,802 | 98.9 | Plastering and lathing | 60,261 | 1,200 | .2 | 2.0 | 184,451 | 100.0 |
| Concreting | 54,992 | 28,008 | 2.5 | 50.9 | 169,206 | 100.0 | Marble and tiling | 240,618 | 5,908 | 1.0 | 2.5 | 764,316 | 98.6 |
| Masonry | 77,432 | 2,110 | .2 | 2.7 | 112,418 | 100.0 | Plaster, etc. | | | | | | |
| Plastering and lathing | 60,261 | 2,500 | .2 | 4.1 | 134,461 | 100.0 | All classes | 9,786,777 | 97,018 | 100.0 | 1.4 | 22,109,276 | 77.7 |
| Marble and tiling | 240,618 | 118,545 | 10.4 | 49.3 | 764,316 | 98.6 | General contractors ² | 4,987,468 | 97,018 | 69.5 | 2.0 | 13,091,474 | 67.7 |
| | | | | | | | Building | 2,038,906 | 97,018 | 69.5 | 4.8 | 7,275,317 | 57.9 |
| | | | | | | | Building not specialized ³ | 1,709,891 | 90,210 | 64.0 | 5.3 | 6,265,626 | 57.1 |
| | | | | | | | Residential building only | 329,015 | 7,702 | 5.5 | 2.3 | 1,009,791 | 64.4 |
| | | | | | | | Subcontractors | 4,799,309 | 43,013 | 30.5 | .9 | 9,017,802 | 98.9 |
| | | | | | | | Concreting | 54,992 | 352 | .2 | 6 | 169,206 | 100.0 |
| | | | | | | | Plastering and lathing | 60,261 | 42,661 | 30.3 | 70.8 | 184,451 | 100.0 |

See footnotes at end of table.

TABLE 10.—COMPARISON OF COST OF DESIGNATED MATERIALS FURNISHED AND USED BY REPORTING ESTABLISHMENTS DURING 1929, WITH COST OF MATERIALS AND VALUE OF CONSTRUCTION BUSINESS—Continued

Table with multiple columns: KIND OF MATERIAL AND CLASSIFICATION OF ESTABLISHMENTS, Cost of all materials distributed by kind, COST OF DESIGNATED MATERIAL (Amount, Total cost, Per cent of all distributed materials), Value of construction business, Indicated per cent of all business done by own force, KIND OF MATERIAL AND CLASSIFICATION OF ESTABLISHMENTS, Cost of all materials distributed by kind, COST OF DESIGNATED MATERIAL (Amount, Total cost, Per cent of all distributed materials), Value of construction business, Indicated per cent of all business done by own force. Includes sections for TOLEDO-Continued, Structural steel, Reinforcing steel, Ornamental metal work, Lumber, rough and finished, Millwork, Paints, varnishes, glass, etc., Roofing and sheet metal, Heating and ventilating equipment, Plumbing and gas-fitting equipment, Electrical appliances and supplies, and Elevators, dumb-waiters, and equipment.

See footnotes at end of table

CONSTRUCTION—OHIO

TABLE 10.—COMPARISON OF COST OF DESIGNATED MATERIALS FURNISHED AND USED BY REPORTING ESTABLISHMENTS DURING 1929, WITH COST OF MATERIALS AND VALUE OF CONSTRUCTION BUSINESS—Continued

| KIND OF MATERIAL AND CLASSIFICATION OF ESTABLISHMENTS | COST OF DESIGNATED MATERIAL | | | | Value of construction business | Indicated per cent of all business done by own force 1 | KIND OF MATERIAL AND CLASSIFICATION OF ESTABLISHMENTS | COST OF DESIGNATED MATERIAL | | | | Value of construction business | Indicated per cent of all business done by own force 1 | | | | | | | | | | | | | | | | | | | | | | | |
|------------------------------------------------------------------------|-------------------------------------------|----------------|---------------|-----------------------------------|--------------------------------|-----------------------------------------------------------------------------------------------------------------------------------------------------------------------------------------------------------------------------------------------------------------------------------------------------------------------------------------------------------------------------------------------------------------------------------------------------------------------------------------------------------------|-------------------------------------------------------|-------------------------------------------|----------------|---------------|-----------------------------------|--------------------------------|--------------------------------------------------------|----------------|--|----------------|--|----------------|----------------|--|----------------|--|------------------|------------|---------|-------|-----|------------|------|------------------|------------|---------|-------|-----|-----------|------|
| | Cost of all materials distributed by kind | Amount | Per cent of — | | | | | Cost of all materials distributed by kind | Amount | Per cent of — | | | | | | | | | | | | | | | | | | | | | | | | | | |
| | | | Total cost | Cost of all distributed materials | | | | | | Total cost | Cost of all distributed materials | | | | | | | | | | | | | | | | | | | | | | | | | |
| TOLEDO—Continued | | | | | | YOUNGSTOWN—Continued | | | | | | | | | | | | | | | | | | | | | | | | | | | | | | |
| <i>Pipe: Drain tile, vitrified, concrete, segment-tile, corrugated</i> | | | | | | <i>Cement</i> | | | | | | | | | | | | | | | | | | | | | | | | | | | | | | |
| | | | | | | <table style="width: 100%; border: none;"> <tr> <td></td><td><i>Dollars</i></td><td><i>Dollars</i></td><td></td><td><i>Dollars</i></td><td></td> <td><i>Dollars</i></td><td><i>Dollars</i></td><td></td><td><i>Dollars</i></td><td></td> </tr> <tr> <td>All classes.....</td><td>79,786,777</td><td>218,833</td><td>100.0</td><td>2.2</td><td>22,169,276</td><td>77.7</td> <td>All classes.....</td><td>73,840,762</td><td>302,094</td><td>100.0</td><td>7.9</td><td>8,107,241</td><td>81.6</td> </tr> </table> | | | | | | | <i>Dollars</i> | <i>Dollars</i> | | <i>Dollars</i> | | <i>Dollars</i> | <i>Dollars</i> | | <i>Dollars</i> | | All classes..... | 79,786,777 | 218,833 | 100.0 | 2.2 | 22,169,276 | 77.7 | All classes..... | 73,840,762 | 302,094 | 100.0 | 7.9 | 8,107,241 | 81.6 |
| | <i>Dollars</i> | <i>Dollars</i> | | <i>Dollars</i> | | <i>Dollars</i> | <i>Dollars</i> | | <i>Dollars</i> | | | | | | | | | | | | | | | | | | | | | | | | | | | |
| All classes..... | 79,786,777 | 218,833 | 100.0 | 2.2 | 22,169,276 | 77.7 | All classes..... | 73,840,762 | 302,094 | 100.0 | 7.9 | 8,107,241 | 81.6 | | | | | | | | | | | | | | | | | | | | | | | |
| General contractors..... | | | | | | General contractors..... | | | | | | | | | | | | | | | | | | | | | | | | | | | | | | |
| Building..... | | | | | | Building..... | | | | | | | | | | | | | | | | | | | | | | | | | | | | | | |
| Building not specialized..... | | | | | | Building not specialized..... | | | | | | | | | | | | | | | | | | | | | | | | | | | | | | |
| Residential building only..... | | | | | | Residential building only..... | | | | | | | | | | | | | | | | | | | | | | | | | | | | | | |
| Highway..... | | | | | | Highway..... | | | | | | | | | | | | | | | | | | | | | | | | | | | | | | |
| Street paving..... | | | | | | Street paving..... | | | | | | | | | | | | | | | | | | | | | | | | | | | | | | |
| Sewer, gas, water, conduit..... | | | | | | Sewer, gas, water, conduit..... | | | | | | | | | | | | | | | | | | | | | | | | | | | | | | |
| Subcontractors..... | | | | | | Subcontractors..... | | | | | | | | | | | | | | | | | | | | | | | | | | | | | | |
| Heating and plumbing..... | | | | | | Heating and plumbing..... | | | | | | | | | | | | | | | | | | | | | | | | | | | | | | |
| Pipe covering..... | | | | | | Pipe covering..... | | | | | | | | | | | | | | | | | | | | | | | | | | | | | | |
| <i>Pipe: Cast-iron, sheet and tube steel, etc.</i> | | | | | | <i>Lime</i> | | | | | | | | | | | | | | | | | | | | | | | | | | | | | | |
| All classes..... | | | | | | All classes..... | | | | | | | | | | | | | | | | | | | | | | | | | | | | | | |
| General contractors..... | | | | | | General contractors..... | | | | | | | | | | | | | | | | | | | | | | | | | | | | | | |
| Building..... | | | | | | Building..... | | | | | | | | | | | | | | | | | | | | | | | | | | | | | | |
| Building not specialized..... | | | | | | Building not specialized..... | | | | | | | | | | | | | | | | | | | | | | | | | | | | | | |
| Highway..... | | | | | | Highway..... | | | | | | | | | | | | | | | | | | | | | | | | | | | | | | |
| Sewer, gas, water, conduit..... | | | | | | Sewer, gas, water, conduit..... | | | | | | | | | | | | | | | | | | | | | | | | | | | | | | |
| Waterworks..... | | | | | | Waterworks..... | | | | | | | | | | | | | | | | | | | | | | | | | | | | | | |
| Subcontractors..... | | | | | | Subcontractors..... | | | | | | | | | | | | | | | | | | | | | | | | | | | | | | |
| Heating and plumbing..... | | | | | | Heating and plumbing..... | | | | | | | | | | | | | | | | | | | | | | | | | | | | | | |
| Plumbing..... | | | | | | Plumbing..... | | | | | | | | | | | | | | | | | | | | | | | | | | | | | | |
| <i>Bituminous paving materials, tar, asphalt, and oil</i> | | | | | | <i>Planter, etc.</i> | | | | | | | | | | | | | | | | | | | | | | | | | | | | | | |
| All classes..... | | | | | | All classes..... | | | | | | | | | | | | | | | | | | | | | | | | | | | | | | |
| General contractors..... | | | | | | General contractors..... | | | | | | | | | | | | | | | | | | | | | | | | | | | | | | |
| Highway..... | | | | | | Highway..... | | | | | | | | | | | | | | | | | | | | | | | | | | | | | | |
| Grading..... | | | | | | Grading..... | | | | | | | | | | | | | | | | | | | | | | | | | | | | | | |
| Street paving..... | | | | | | Street paving..... | | | | | | | | | | | | | | | | | | | | | | | | | | | | | | |
| Subcontractors..... | | | | | | Subcontractors..... | | | | | | | | | | | | | | | | | | | | | | | | | | | | | | |
| Flooring, n. o. s..... | | | | | | Flooring, n. o. s..... | | | | | | | | | | | | | | | | | | | | | | | | | | | | | | |
| YOUNGSTOWN | | | | | | Structural steel 2 | | | | | | | | | | | | | | | | | | | | | | | | | | | | | | |
| <i>Sand, gravel, crushed stone, slag, and cinders</i> | | | | | | All classes..... | | | | | | | | | | | | | | | | | | | | | | | | | | | | | | |
| All classes..... | | | | | | All classes..... | | | | | | | | | | | | | | | | | | | | | | | | | | | | | | |
| General contractors..... | | | | | | General contractors..... | | | | | | | | | | | | | | | | | | | | | | | | | | | | | | |
| Building..... | | | | | | Building..... | | | | | | | | | | | | | | | | | | | | | | | | | | | | | | |
| Building not specialized..... | | | | | | Building not specialized..... | | | | | | | | | | | | | | | | | | | | | | | | | | | | | | |
| Residential building only..... | | | | | | Residential building only..... | | | | | | | | | | | | | | | | | | | | | | | | | | | | | | |
| Highway..... | | | | | | Highway..... | | | | | | | | | | | | | | | | | | | | | | | | | | | | | | |
| Bridge and culvert..... | | | | | | Bridge and culvert..... | | | | | | | | | | | | | | | | | | | | | | | | | | | | | | |
| Grading..... | | | | | | Grading..... | | | | | | | | | | | | | | | | | | | | | | | | | | | | | | |
| Street paving..... | | | | | | Street paving..... | | | | | | | | | | | | | | | | | | | | | | | | | | | | | | |
| Sewer, gas, water, conduit..... | | | | | | Sewer, gas, water, conduit..... | | | | | | | | | | | | | | | | | | | | | | | | | | | | | | |
| Subcontractors..... | | | | | | Subcontractors..... | | | | | | | | | | | | | | | | | | | | | | | | | | | | | | |
| Heating and plumbing..... | | | | | | Heating and plumbing..... | | | | | | | | | | | | | | | | | | | | | | | | | | | | | | |
| Plumbing..... | | | | | | Plumbing..... | | | | | | | | | | | | | | | | | | | | | | | | | | | | | | |
| Plastering and lathing..... | | | | | | Plastering and lathing..... | | | | | | | | | | | | | | | | | | | | | | | | | | | | | | |
| <i>Brick (face, common, fire, paving, etc.)</i> | | | | | | <i>Reinforcing steel</i> | | | | | | | | | | | | | | | | | | | | | | | | | | | | | | |
| All classes..... | | | | | | All classes..... | | | | | | | | | | | | | | | | | | | | | | | | | | | | | | |
| General contractors..... | | | | | | General contractors..... | | | | | | | | | | | | | | | | | | | | | | | | | | | | | | |
| Building..... | | | | | | Building..... | | | | | | | | | | | | | | | | | | | | | | | | | | | | | | |
| Building not specialized..... | | | | | | Building not specialized..... | | | | | | | | | | | | | | | | | | | | | | | | | | | | | | |
| Residential building only..... | | | | | | Residential building only..... | | | | | | | | | | | | | | | | | | | | | | | | | | | | | | |
| Highway..... | | | | | | Highway..... | | | | | | | | | | | | | | | | | | | | | | | | | | | | | | |
| Street paving..... | | | | | | Street paving..... | | | | | | | | | | | | | | | | | | | | | | | | | | | | | | |
| Sewer, gas, water, conduit..... | | | | | | Sewer, gas, water, conduit..... | | | | | | | | | | | | | | | | | | | | | | | | | | | | | | |
| Subcontractors..... | | | | | | Subcontractors..... | | | | | | | | | | | | | | | | | | | | | | | | | | | | | | |
| Heating and plumbing..... | | | | | | Heating and plumbing..... | | | | | | | | | | | | | | | | | | | | | | | | | | | | | | |
| Plumbing..... | | | | | | Plumbing..... | | | | | | | | | | | | | | | | | | | | | | | | | | | | | | |
| Plastering and lathing..... | | | | | | Plastering and lathing..... | | | | | | | | | | | | | | | | | | | | | | | | | | | | | | |
| <i>Metal doors, windows, and trim</i> | | | | | | All classes..... | | | | | | | | | | | | | | | | | | | | | | | | | | | | | | |
| All classes..... | | | | | | All classes..... | | | | | | | | | | | | | | | | | | | | | | | | | | | | | | |
| General contractors..... | | | | | | General contractors..... | | | | | | | | | | | | | | | | | | | | | | | | | | | | | | |
| Building..... | | | | | | Building..... | | | | | | | | | | | | | | | | | | | | | | | | | | | | | | |
| Building not specialized..... | | | | | | Building not specialized..... | | | | | | | | | | | | | | | | | | | | | | | | | | | | | | |
| Residential building only..... | | | | | | Residential building only..... | | | | | | | | | | | | | | | | | | | | | | | | | | | | | | |
| Highway..... | | | | | | Highway..... | | | | | | | | | | | | | | | | | | | | | | | | | | | | | | |
| Street paving..... | | | | | | Street paving..... | | | | | | | | | | | | | | | | | | | | | | | | | | | | | | |
| Sewer, gas, water, conduit..... | | | | | | Sewer, gas, water, conduit..... | | | | | | | | | | | | | | | | | | | | | | | | | | | | | | |
| Subcontractors..... | | | | | | Subcontractors..... | | | | | | | | | | | | | | | | | | | | | | | | | | | | | | |
| Steel erection..... | | | | | | Steel erection..... | | | | | | | | | | | | | | | | | | | | | | | | | | | | | | |

See footnotes at end of table.

TABLE 10.—COMPARISON OF COST OF DESIGNATED MATERIALS FURNISHED AND USED BY REPORTING ESTABLISHMENTS DURING 1929, WITH COST OF MATERIALS AND VALUE OF CONSTRUCTION BUSINESS—Continued

Main data table with columns for 'KIND OF MATERIAL AND CLASSIFICATION OF ESTABLISHMENTS', 'COST OF DESIGNATED MATERIAL', and 'Value of construction business'. It is split into two main sections: 'Metal and wire lath and furring' and 'Roofing and sheet metal', each with a 'Millwork' and 'Plumbing and gas-fitting equipment' sub-section. Each sub-section lists various material types (e.g., General contractors, Building, Residential building only) with their respective costs and percentages.

1 Based upon the difference between the total value of construction business reported and the value of subcontract work let.
2 See footnote 3, Table 0 on p. 988.
3 Includes operative builders.
4 Includes cost of materials reported by establishments which did not include the designated material in their distributed lists.
5 Includes construction business reported by establishments which did not include the designated material in their distributed lists.
6 Less than one-tenth of 1 per cent.
7 Includes cost of materials reported by operative builders who did not include the designated material in their distributed lists.
8 Includes construction business reported by operative builders who did not include the designated material in their distributed lists.
9 Includes cost of materials reported by subcontracting establishments which did not include the designated material in their distributed lists.
10 Includes construction business reported by subcontracting establishments which did not include the designated material in their distributed lists.
11 Includes construction business of operative builders who reported no materials because all work was sublet.
12 See footnote 6, Table 0 on p. 988.

CONSTRUCTION—OHIO

TABLE 11.—COST OF MATERIAL FURNISHED AND USED BY REPORTING ESTABLISHMENTS DURING 1929

[This table is made up in three sections; the second section begins on p. 991, the third on p. 994]

| CLASSIFICATION OF ESTABLISHMENTS | Total cost of all materials ¹ | COST OF ALL MATERIALS DISTRIBUTED BY KIND | | Sand, gravel, crushed stone, slag, cinders, etc. | Brick (face, common, fire, paving, etc.) | Tile (fire-proofing) | Tile, facing, terra cotta, floor, and wall | Concrete and cinder block | Cut stone, granite and marble | Riprap, rubble, etc. | Cement | Lime | Plaster, etc. | Structural steel |
|---------------------------------------------|------------------------------------------|-------------------------------------------|-------------------|--------------------------------------------------|------------------------------------------|----------------------|--------------------------------------------|---------------------------|-------------------------------|----------------------|---------------------|------------------|--------------------|--------------------|
| | | Amount | Per cent of total | | | | | | | | | | | |
| OHIO..... | \$144,722,397 | \$113,709,474 | 78.6 | \$13,589,036 | \$6,082,061 | \$774,974 | \$1,540,800 | \$660,322 | \$3,737,901 | \$139,345 | \$10,866,335 | \$375,643 | \$1,086,411 | \$6,626,024 |
| Operative builders..... | 1,112,827 | 974,785 | 87.6 | 57,407 | 30,169 | 10,135 | 18,843 | 11,369 | 5,959 | 5,600 | 34,325 | 8,130 | 21,593 | 14,490 |
| General contractors..... | 2 88,926,541 | 66,376,904 | 74.0 | 12,815,223 | 6,167,873 | 721,627 | 563,325 | 490,346 | 2,787,382 | 105,330 | 10,463,515 | 199,744 | 293,773 | 5,094,193 |
| Building..... | 48,879,999 | 33,232,307 | 68.0 | 3,445,377 | 3,472,794 | 719,198 | 552,772 | 436,842 | 1,668,462 | 13,029 | 3,561,959 | 188,977 | 292,535 | 2,194,326 |
| Building not specialized..... | 34,365,810 | 25,966,662 | 75.6 | 2,933,460 | 2,995,671 | 682,216 | 451,540 | 389,761 | 1,571,660 | 14,569 | 3,069,851 | 168,699 | 205,035 | 1,555,355 |
| Commercial building only..... | 2,131,249 | 1,584,090 | 74.3 | 293,884 | 150,308 | 2,255 | 45,087 | 2,460 | 7,819 | --- | 342,713 | 2,131 | 5,011 | 19,615 |
| Manufacturing building only..... | 6,443,742 | 1,184,673 | 18.4 | 22,304 | 13,000 | --- | --- | --- | --- | --- | 9,183 | 117 | --- | 584,000 |
| Residential building only..... | 5,939,198 | 4,496,882 | 75.7 | 190,029 | 313,815 | 34,727 | 66,145 | 43,631 | 88,083 | 3,430 | 140,212 | 18,030 | 82,439 | 35,356 |
| Highway..... | 15,778,272 | 14,146,785 | 89.7 | 5,308,080 | 1,300,977 | 465 | --- | 46 | 664,437 | 200 | 3,519,689 | 3,252 | 1,060 | 22,035 |
| Bridge and culvert..... | 4,393,672 | 3,203,433 | 73.1 | 243,116 | 11,168 | --- | --- | --- | 5,776 | --- | 230,433 | --- | --- | 2,317,409 |
| Grading..... | 165,446 | 150,946 | 91.2 | 63,391 | 830 | --- | --- | --- | 2,937 | 5,050 | 4,988 | --- | --- | 886 |
| Street paving..... | 9,359,089 | 7,879,266 | 84.2 | 2,521,840 | 848,953 | 500 | 187 | 12,991 | 444,586 | 4,400 | 2,257,814 | 6,357 | --- | 1,038 |
| Sewer, gas, water, conduit..... | 5,101,368 | 3,728,340 | 73.1 | 582,035 | 468,075 | 1,000 | --- | 28,955 | 20 | 193 | 494,276 | 200 | --- | 41,870 |
| Dam and reservoir..... | 9,860 | 9,860 | 100.0 | 3,000 | --- | --- | --- | --- | --- | --- | 3,900 | --- | --- | --- |
| Waterworks..... | 690,814 | 969,814 | 100.0 | 124,504 | 15,153 | --- | 90 | --- | 790 | --- | 68,900 | 89 | 178 | 10,894 |
| Dredging, river, harbor, etc..... | 584,859 | 584,859 | 100.0 | 45,667 | 1,200 | --- | --- | 12,196 | --- | 75,453 | 70,494 | --- | --- | 10,116 |
| Railroad..... | 2,408,622 | 1,453,123 | 60.3 | 380,805 | 22,962 | 464 | 276 | 316 | --- | 375 | 247,205 | 548 | --- | 49,540 |
| Foundation..... | 23,846 | 8,945 | 37.5 | 3,334 | 113 | --- | --- | --- | --- | --- | 3,110 | --- | --- | --- |
| Central station, light and power plant..... | 813,147 | 803,911 | 98.9 | 1,065 | 14,743 | --- | --- | --- | --- | --- | --- | 627 | 321 | 446,013 |
| Oil and natural gas pipe line..... | 205,315 | 205,315 | 100.0 | --- | --- | --- | --- | --- | --- | --- | --- | --- | --- | --- |
| Subcontractors..... | 3 54,683,020 | 46,357,785 | 84.8 | 710,808 | 404,019 | 43,212 | 977,632 | 158,617 | 944,560 | 28,418 | 468,495 | 167,769 | 771,045 | 1,517,335 |
| Carpentering and wood flooring..... | 619,865 | 332,865 | 53.7 | --- | --- | --- | --- | --- | --- | --- | --- | --- | --- | --- |
| Concrete..... | 952,017 | 779,997 | 81.9 | 294,425 | 15,056 | --- | 1,200 | 10,357 | 1,288 | 6,805 | 271,880 | 1,121 | 362 | 3,156 |
| Electrical..... | 4,021,663 | 4,511,663 | 97.6 | 15,036 | --- | --- | --- | --- | --- | --- | --- | --- | --- | 18,593 |
| Elevator construction..... | 4,993,073 | 4,993,073 | 100.0 | --- | --- | --- | --- | --- | --- | --- | --- | --- | --- | 36,071 |
| Heating and plumbing..... | 20,614,600 | 17,105,332 | 83.0 | 4,512 | 4,940 | --- | --- | --- | --- | --- | 1,131 | --- | --- | 36,071 |
| Heating..... | 3,791,364 | 7,795,143 | 88.7 | 192 | 4,540 | --- | --- | --- | --- | --- | 156 | 10 | 110 | 36,071 |
| Pipe covering..... | 265,224 | 255,224 | 100.0 | --- | --- | --- | --- | --- | --- | --- | 32 | 492 | --- | --- |
| Plumbing..... | 6,574,040 | 5,036,304 | 76.6 | 4,120 | 400 | --- | --- | --- | --- | --- | 793 | --- | 30 | --- |
| Plumbing and heating combined..... | 2,307,196 | 732,734 | 31.8 | 200 | --- | --- | --- | --- | --- | --- | 160 | --- | --- | --- |
| Automatic temperature control..... | 150,380 | 150,380 | 100.0 | --- | --- | --- | --- | --- | --- | --- | --- | --- | --- | --- |
| Automatic sprinkler systems..... | 2,535,547 | 2,535,547 | 100.0 | --- | --- | --- | --- | --- | --- | --- | --- | --- | --- | --- |
| Masonry..... | 1,213,729 | 873,063 | 72.0 | 32,865 | 455,472 | 30,346 | 55,878 | 10,154 | 135,620 | 15,310 | 72,106 | 24,740 | 2,000 | 16,300 |
| Painting and decorating..... | 1,180,845 | 1,180,845 | 100.0 | --- | --- | --- | --- | --- | --- | --- | --- | --- | --- | 100 |
| Glass and glazing..... | 320,420 | 255,051 | 77.6 | --- | --- | --- | --- | --- | --- | --- | --- | --- | --- | --- |
| Plastering and lathing..... | 1,034,420 | 1,420,695 | 89.9 | 87,401 | --- | --- | --- | --- | --- | --- | 22,597 | 127,663 | 762,078 | --- |
| Roofing and sheet-metal work..... | 5,824,000 | 4,421,328 | 76.1 | 16,008 | --- | 815 | --- | --- | --- | --- | 10 | --- | --- | 60,485 |
| Roofing..... | 2,108,489 | 1,897,748 | 89.6 | 9,898 | --- | 315 | --- | --- | --- | --- | 10 | --- | --- | 52,000 |
| Sheet-metal work..... | 1,739,680 | 1,111,959 | 64.0 | 140 | --- | --- | --- | --- | --- | --- | --- | --- | --- | 14,486 |
| Roofing and sheet metal combined..... | 1,470,621 | 1,411,621 | 95.4 | --- | --- | --- | --- | --- | --- | --- | --- | --- | --- | --- |
| Steel erection..... | 2,050,237 | 1,738,446 | 84.4 | 75 | --- | --- | --- | --- | --- | --- | 131 | --- | --- | 1,366,729 |
| Stonework..... | 614,960 | 220,813 | 36.0 | 4,477 | --- | --- | 1,511 | --- | 190,611 | 6,308 | 6,120 | 2,040 | --- | --- |
| Marble and tiling..... | 3,267,805 | 1,041,579 | 32.0 | 206,250 | 15,520 | 12,551 | 919,043 | 10,430 | 617,032 | --- | 73,454 | 4,261 | 4,869 | --- |
| Excavating..... | 6,329 | 6,329 | 100.0 | --- | --- | --- | --- | --- | --- | --- | --- | --- | --- | --- |
| Ornamental iron..... | 712,352 | 392,382 | 55.1 | --- | --- | --- | --- | --- | --- | --- | --- | --- | --- | --- |
| Highway..... | 272,710 | 272,710 | 100.0 | --- | --- | --- | --- | --- | --- | --- | --- | --- | --- | 10,000 |
| Street paving..... | 242,621 | 242,621 | 100.0 | 56,935 | 3,016 | --- | --- | 118,676 | --- | --- | --- | --- | 6,842 | --- |
| Soundproofing..... | 332,611 | 275,151 | 82.7 | 1,221 | --- | --- | --- | --- | --- | --- | 11,066 | --- | --- | --- |
| Power plant..... | 219,574 | 219,574 | 100.0 | --- | --- | --- | --- | --- | --- | --- | --- | --- | --- | --- |
| Metal work, n. e. s..... | 4,394,585 | 4,161,939 | 94.7 | --- | --- | --- | --- | --- | --- | --- | --- | --- | --- | --- |
| Flooring, n. e. s..... | 1,169,654 | 1,007,950 | 86.0 | 1,000 | --- | --- | --- | --- | --- | --- | --- | --- | --- | --- |
| AKRON..... | 5,531,961 | 3,943,794 | 71.3 | 276,137 | 283,722 | 47,760 | 104,687 | 2,613 | 114,715 | --- | 404,896 | 14,168 | 70,579 | 38,929 |
| Operative builders..... | 118,917 | 98,917 | 83.2 | 3,180 | 2,737 | --- | 4,426 | 1,372 | --- | --- | 1,156 | 123 | --- | --- |
| General contractors..... | 2 3,218,164 | 2,086,917 | 64.8 | 264,483 | 267,940 | 42,170 | 28,334 | 1,241 | 65,183 | --- | 362,257 | 11,082 | 1,875 | 37,524 |
| Building..... | 1,765,689 | 1,230,184 | 69.7 | 85,648 | 100,101 | 42,170 | 28,334 | 1,241 | 50,183 | --- | 95,025 | 11,082 | 1,875 | 37,524 |
| Building not specialized..... | 837,131 | 732,046 | 87.4 | 76,349 | 180,643 | 32,516 | 19,213 | 62 | 58,524 | --- | 90,062 | 8,487 | --- | 35,550 |
| Commercial building only..... | 144,094 | 13,860 | 9.6 | 1,848 | 3,800 | --- | --- | --- | --- | --- | 2,000 | 175 | --- | --- |
| Residential building only..... | 784,464 | 484,278 | 61.7 | 7,451 | 25,658 | 9,654 | 6,821 | 1,179 | 650 | --- | 5,922 | 2,420 | 1,875 | 1,974 |
| Highway..... | 90,470 | 90,470 | 100.0 | 21,249 | 38,171 | --- | --- | --- | --- | --- | 25,700 | --- | --- | --- |
| Street paving..... | 753,082 | 572,714 | 76.0 | 151,311 | 42,408 | --- | --- | --- | 6,000 | --- | 261,682 | --- | --- | --- |
| Sewer, gas, water, conduit..... | 365,691 | 193,549 | 52.9 | 6,275 | 27,260 | --- | --- | --- | --- | --- | 6,550 | --- | --- | --- |
| Subcontractors..... | 4 2,104,880 | 1,767,960 | 80.1 | 8,474 | 13,645 | 5,590 | 71,907 | --- | 49,532 | --- | 11,483 | 2,963 | 68,704 | 1,405 |
| Electrical..... | 419,921 | 339,921 | 80.9 | --- | --- | --- | --- | --- | --- | --- | --- | --- | --- | --- |
| Heating and plumbing..... | 954,426 | 769,615 | 80.6 | --- | --- | --- | --- | --- | --- | --- | --- | --- | --- | --- |
| Heating and piping..... | 368,064 | 348,064 | 94.6 | --- | --- | --- | --- | --- | --- | --- | --- | --- | --- | --- |
| Plumbing..... | 466,551 | 421,551 | 90.4 | --- | --- | --- | --- | --- | --- | --- | --- | --- | --- | --- |
| Masonry..... | 33,586 | 33,586 | 100.0 | 1,539 | 12,090 | 5,090 | 3,717 | --- | 1,625 | --- | 5,114 | 1,122 | --- | 1,405 |
| Painting and decorating..... | 69,894 | 69,894 | 100.0 | --- | --- | --- | --- | --- | --- | --- | --- | --- | --- | --- |
| Plastering and lathing..... | 129,537 | 103,219 | 79.7 | 1,035 | --- | --- | --- | --- | --- | --- | 284 | 1,050 | 67,743 | --- |
| Roofing and sheet-metal work..... | 257,928 | 257,928 | 100.0 | 900 | --- | --- | --- | --- | --- | --- | --- | --- | --- | --- |
| Roofing..... | 155,790 | 155,790 | 100.0 | 900 | --- | --- | --- | --- | --- | --- | --- | --- | --- | --- |
| Sheet-metal work..... | 6,929 | 6,929 | 100.0 | --- | --- | --- | --- | --- | --- | --- | --- | --- | --- | --- |
| Roofing and sheet metal combined..... | 95,209 | 95,209 | 100.0 | --- | --- | --- | --- | --- | --- | --- | --- | --- | --- | --- |
| Marble and tiling..... | 143,797 | 143,797 | 100.0 | 5,000 | 955 | 500 | 68,190 | --- | 47,907 | --- | 6,085 | 791 | 961 | --- |
| Metal work, n. e. s..... | 40,000 | 40,000 | 100.0 | --- | --- | --- | --- | --- | --- | --- | --- | --- | --- | --- |

See footnotes on p. 990.

TABLE 11.—COST OF MATERIAL FURNISHED AND USED BY REPORTING ESTABLISHMENTS DURING 1929—Continued

[See note at head of table]

| CLASSIFICATION OF ESTABLISHMENTS | Total cost of all materials | COST OF ALL MATERIALS DISTRIBUTED BY KIND | | Sand, gravel, crushed stone, slag, cinders, etc. | Brick (face, common, fire, paving, etc.) | Tile (fire-proofing) | Tile, facing, terra cotta, floor, and wall | Concrete and cinder block | Cut stone, granite and marble | Riprap, rubble, etc. | Cement | Lime | Plaster, etc. | Structural steel |
|---------------------------------------|-----------------------------|-------------------------------------------|------------------|--------------------------------------------------|------------------------------------------|----------------------|--------------------------------------------|---------------------------|-------------------------------|----------------------|-----------|---------|---------------|------------------|
| | | Amount | Percent of total | | | | | | | | | | | |
| CANTON | \$2,332,747 | \$1,870,342 | 80.2 | \$266,530 | \$203,974 | \$19,572 | \$7,133 | \$3,500 | \$65,989 | | \$184,428 | 80,242 | \$14,280 | \$43,744 |
| General contractors..... | 1,471,354 | 1,269,195 | 86.3 | 263,912 | 190,735 | 13,194 | 7,133 | 3,500 | 65,989 | | 182,475 | 3,542 | 6,280 | 43,744 |
| Building..... | 909,302 | 844,793 | 87.2 | 154,080 | 84,296 | 13,194 | 7,133 | 500 | 48,910 | | 91,831 | 3,542 | 6,280 | 43,744 |
| Building not specialized..... | 913,140 | 797,631 | 87.4 | 154,080 | 84,296 | 13,194 | 7,133 | | 48,910 | | 91,831 | 3,542 | 6,280 | 43,071 |
| Residential building only..... | 47,162 | 47,102 | 100.0 | | | | | | | | | | | 673 |
| Highway..... | 315,400 | 237,750 | 75.4 | 68,907 | 40,702 | | | | 9,452 | | 65,051 | | | |
| Street paving..... | 180,552 | 180,652 | 100.0 | 40,925 | 65,677 | | | 3,000 | 7,627 | | 23,593 | | | |
| Subcontractors..... | 781,393 | 601,147 | 69.8 | 2,618 | 7,239 | 6,378 | | | | | 1,953 | 2,700 | 8,000 | |
| Electrical..... | 101,233 | 101,233 | 100.0 | | | | | | | | | | | |
| Heating and plumbing..... | 474,751 | 345,224 | 72.7 | | | | | | | | | | | |
| Heating and piping..... | 113,623 | 100,923 | 88.0 | | | | | | | | | | | |
| Plumbing..... | 142,800 | 129,642 | 90.8 | | | | | | | | | | | |
| Plumbing and heating combined..... | 218,028 | 114,659 | 52.6 | | | | | | | | 1,953 | 700 | | |
| Masonry..... | 32,890 | 17,890 | 54.4 | 1,118 | 7,239 | 6,378 | | | | | | 2,000 | 8,000 | |
| Plastering and lathing..... | 33,800 | 33,800 | 100.0 | 1,500 | | | | | | | | | | |
| Roofing and sheet-metal work..... | 72,015 | 43,000 | 59.7 | | | | | | | | | | | |
| Roofing and sheet metal combined..... | 43,000 | 43,000 | 100.0 | | | | | | | | | | | |
| CINCINNATI | 10,521,276 | 14,561,791 | 68.1 | 1,375,137 | 575,212 | 31,891 | 284,205 | 73,227 | 461,680 | \$24,019 | 1,258,518 | 22,347 | 108,555 | 304,833 |
| Operative builders..... | 126,282 | 111,170 | 88.0 | 22,000 | 1,200 | | | | | | 5,300 | | 500 | |
| General contractors..... | 7,411,729 | 6,703,142 | 90.4 | 1,188,257 | 307,772 | 6,449 | 37,922 | 69,760 | 278,221 | 8,601 | 1,099,114 | 10,961 | 17,021 | 123,207 |
| Building..... | 5,052,268 | 4,495,460 | 89.0 | 508,599 | 190,541 | 6,449 | 37,735 | 65,134 | 253,882 | 3,551 | 550,616 | 10,541 | 17,021 | 117,614 |
| Building not specialized..... | 3,793,466 | 3,465,193 | 92.1 | 370,370 | 141,251 | 5,249 | 37,435 | 57,173 | 246,237 | 3,551 | 438,112 | 7,629 | 11,413 | 105,020 |
| Commercial building only..... | 212,538 | 212,538 | 100.0 | 32,567 | | | | 600 | | | 66,020 | | | 2,700 |
| Residential building only..... | 921,082 | 817,828 | 88.8 | 103,662 | 49,290 | 1,200 | 300 | 7,361 | 7,645 | | 46,484 | 3,012 | 5,608 | 9,888 |
| Highway..... | 626,904 | 687,960 | 93.8 | 248,199 | 72,042 | | | | | | 143,060 | | | |
| Bridge and culvert..... | 47,621 | 18,756 | 39.4 | 6,004 | | | | | | | 5,017 | | | 3,500 |
| Grading..... | 12,530 | 12,630 | 100.0 | 3,450 | | | | | | | 5,050 | | | |
| Street paving..... | 1,167,530 | 1,107,008 | 94.6 | 368,570 | 33,290 | | 187 | 2,800 | 24,339 | | 369,775 | 420 | | 838 |
| Sewer, gas, water, conduit..... | 133,526 | 100,154 | 75.0 | 10,670 | 6,907 | | | 1,829 | | | 12,385 | | | 1,255 |
| Waterworks..... | 351,476 | 351,476 | 100.0 | 44,375 | 5,432 | | | | | | 17,655 | | | |
| Railroad..... | 20,783 | 20,783 | 100.0 | | | | | | | | | | | |
| Subcontractors..... | 8,983,265 | 7,747,470 | 86.2 | 164,880 | 266,240 | 25,442 | 246,283 | 3,458 | 183,459 | 15,418 | 152,104 | 18,386 | 91,034 | 181,626 |
| Carpentering and wood flooring..... | 306,163 | 81,163 | 26.5 | | | | | | | | | | | |
| Concreting..... | 257,277 | 257,277 | 100.0 | 88,350 | | | | 450 | 250 | | 6,805 | 86,412 | 217 | 350 |
| Electrical..... | 760,792 | 760,792 | 100.0 | | | | | | | | | | | |
| Elevator construction..... | 600,594 | 600,594 | 100.0 | | | | | | | | | | | |
| Heating and plumbing..... | 3,618,371 | 3,172,092 | 87.7 | 3,187 | 4,526 | | | | | | 396 | 10 | 126 | 471 |
| Heating and piping..... | 1,524,617 | 1,524,617 | 100.0 | 92 | 4,526 | | | | | | 56 | 10 | 96 | 471 |
| Pipe covering..... | 70,045 | 70,045 | 100.0 | | | | | | | | | | | |
| Plumbing..... | 1,509,511 | 1,289,506 | 85.4 | 3,095 | | | | | | | 340 | | 30 | |
| Plumbing and heating combined..... | 294,858 | 68,554 | 23.2 | | | | | | | | | | | |
| Automatic sprinkler systems..... | 170,356 | 170,356 | 100.0 | | | | | | | | | | | |
| Automatic temperature control..... | 48,934 | 48,934 | 100.0 | | | | | | | | | | | |
| Masonry..... | 614,417 | 484,212 | 78.8 | 8,372 | 250,025 | 13,442 | 15,224 | 3,208 | 130,754 | 2,310 | 32,648 | 5,432 | | 5,595 |
| Painting and decorating..... | 313,391 | 313,391 | 100.0 | | | | | | | | | | | |
| Glass and glazing..... | 54,000 | 54,000 | 100.0 | | | | | | | | | | | |
| Plastering and lathing..... | 159,554 | 144,534 | 90.6 | 5,995 | | | | | | | 7,027 | 10,319 | 90,424 | |
| Roofing and sheet-metal work..... | 884,333 | 884,333 | 100.0 | 14,051 | | | | | | | 10 | | | 60,000 |
| Roofing..... | 465,526 | 465,526 | 100.0 | 25 | | | | | | | 10 | | | 60,000 |
| Sheet-metal work..... | 389,976 | 389,976 | 100.0 | 14,026 | | | | | | | | | | 60,000 |
| Roofing and sheet metal combined..... | 28,831 | 28,831 | 100.0 | | | | | | | | | | | 125,210 |
| Steel erection..... | 235,225 | 220,225 | 93.6 | | | | | | | | | | | |
| Stonework..... | 335,186 | 41,039 | 12.2 | 2,482 | | | | | | | 24,335 | 6,303 | 3,185 | 2,123 |
| Marble and tiling..... | 458,366 | 348,242 | 76.0 | 41,843 | 2,089 | 12,000 | 229,098 | | 28,370 | | 14,781 | | 285 | 354 |
| Ornamental iron..... | 2,917 | 2,917 | 100.0 | | | | | | | | | | | |
| Soundproofing..... | 155,812 | 155,812 | 100.0 | | | | | | | | 7,645 | | | |
| Flooring, n. e. s..... | 226,877 | 226,877 | 100.0 | | | | | | | | | | | |
| CLEVELAND | 48,552,617 | 35,870,538 | 73.5 | 4,711,341 | 2,589,527 | 453,704 | 550,711 | 74,784 | 2,010,801 | 76,442 | 3,584,476 | 129,406 | 294,371 | 1,316,985 |
| Operative builders..... | 185,310 | 185,310 | 100.0 | 4,750 | 6,100 | 5,000 | 1,000 | 1,500 | 1,100 | | 4,225 | 2,660 | 4,750 | 950 |
| General contractors..... | 32,522,413 | 21,961,838 | 67.5 | 4,526,038 | 2,566,785 | 448,389 | 223,088 | 62,094 | 1,569,553 | 76,142 | 3,483,243 | 77,840 | 554 | 41,018,425 |
| Building..... | 20,943,394 | 11,972,501 | 59.7 | 1,658,083 | 1,432,238 | 448,925 | 227,812 | 24,308 | 759,705 | 989 | 1,537,018 | 72,262 | 554 | 974,158 |
| Building not specialized..... | 11,865,710 | 9,166,667 | 77.3 | 1,426,724 | 1,254,266 | 437,808 | 198,422 | 18,864 | 727,206 | 989 | 1,364,184 | 68,225 | 304 | 382,868 |
| Commercial building only..... | 958,268 | 819,716 | 83.4 | 1,167,100 | 121,100 | 75 | | | 2,260 | | 137,765 | 537 | 260 | 6,700 |
| Manufacturing building only..... | 6,266,314 | 1,166,314 | 18.6 | 20,000 | 13,000 | | | | | | 6,000 | | | 584,000 |
| Residential building only..... | 928,063 | 819,804 | 88.3 | 41,259 | 93,872 | 9,542 | 400 | 5,544 | 30,249 | | 29,099 | 3,502 | | 600 |
| Highway..... | 3,961,258 | 3,961,258 | 100.0 | 1,353,548 | 559,645 | | | | 554,710 | | 753,277 | | | |
| Bridge and culvert..... | 461,512 | 414,036 | 89.7 | 143,934 | 6,038 | | | | | | 140,306 | | | 6,292 |
| Street paving..... | 3,193,123 | 2,351,959 | 73.6 | 751,898 | 329,232 | | | | 255,033 | | 529,962 | 5,200 | | 1,555 |
| Sewer, gas, water, conduit..... | 2,638,765 | 1,874,280 | 71.0 | 396,195 | 179,434 | 1,000 | | 26,400 | 20 | | 346,014 | 180 | | |
| Waterworks..... | 55,000 | 55,000 | 100.0 | | | | | | | | | | | |
| Dredging, river, harbor, etc..... | 452,833 | 452,833 | 100.0 | 26,466 | 1,200 | | | 12,106 | | | 31,998 | | | 9,200 |
| Railroad..... | 1,701,657 | 880,871 | 51.8 | 195,964 | 8,893 | 464 | | 270 | 106 | | 144,578 | | 108 | 27,220 |
| Subcontractors..... | 15,844,894 | 13,523,440 | 85.3 | 180,593 | 16,642 | 315 | 321,623 | 10,270 | 440,148 | | 77,008 | 48,906 | 280,067 | 297,610 |
| Carpentering and wood flooring..... | 97,746 | 97,746 | 100.0 | | | | | | | | | | | |
| Concreting..... | 252,664 | 116,889 | 46.3 | 50,125 | | | | | | | 40,567 | | | 25,197 |
| Electrical..... | 1,393,244 | 1,393,244 | 100.0 | | | | | | | | | | | |
| Elevator construction..... | 3,063,645 | 3,063,645 | 100.0 | | | | | | | | | | | |

See footnotes on p. 990.

CONSTRUCTION—OHIO

TABLE 11.—COST OF MATERIAL FURNISHED AND USED BY REPORTING ESTABLISHMENTS DURING 1929—Continued

[See note at head of table]

| CLASSIFICATION OF ESTABLISHMENTS | Total cost of all materials | COST OF ALL MATERIALS DISTRIBUTED BY KIND | | Sand, gravel, crushed stone, slag, cinders, etc. | Brick (face, common, fire, paving, etc.) | Tile (fire-proofing) | Tile, facing, terra cotta, floor, and wall | Concrete and cinder block | Cut stone, granite and marble | Riprap, rubble, etc. | Cement | Lime | Plaster, etc. | Structural steel |
|----------------------------------|-----------------------------|-------------------------------------------|-------------------|--------------------------------------------------|------------------------------------------|----------------------|--------------------------------------------|---------------------------|-------------------------------|----------------------|----------------|---------------|----------------|------------------|
| | | Amount | Per cent of total | | | | | | | | | | | |
| CLEVELAND—Contd. | | | | | | | | | | | | | | |
| Subcontractors—Continued. | | | | | | | | | | | | | | |
| Heating and plumbing | \$5,334,014 | \$4,938,029 | 92.6 | \$800 | \$420 | | | | | | \$207 | \$492 | \$20 | \$35,600 |
| Heating and piping | 3,417,756 | 3,357,583 | 98.2 | 100 | 20 | | | | | | 100 | | 20 | 35,600 |
| Pipe covering | 25,423 | 25,423 | 100.0 | | | | | | | | | | | |
| Plumbing | 1,320,242 | 1,256,815 | 95.2 | 700 | 400 | | | | | | | | | |
| Plumbing and heating comb. | 401,547 | 129,162 | 32.2 | | | | | | | | | | | |
| Automatic temperature control | 101,306 | 101,306 | 100.0 | | | | | | | | | | | |
| Automatic sprinkler systems | 88,250 | 88,250 | 100.0 | | | | | | | | | | | |
| Masonry | 78,800 | 11,000 | 14.0 | 2,000 | 4,000 | | | | | | | 1,650 | 150 | 200 |
| Painting and decorating | 451,356 | 442,229 | 98.0 | | | | | | | | | | | |
| Glass and glazing | 56,120 | 56,120 | 100.0 | | | | | | | | | | | |
| Plastering and lathing | 556,198 | 530,698 | 95.4 | 30,991 | | | | | | | 2,279 | 39,223 | 285,713 | |
| Roofing and sheet-metal work | 2,067,860 | 1,329,454 | 64.3 | 8,943 | | | | | | | | | | |
| Roofing | 679,399 | 501,599 | 73.8 | 8,943 | | \$315 | | | | | | | | |
| Sheet-metal work | 792,410 | 231,804 | 29.3 | | | 815 | | | | | | | | |
| Roofing and sheet metal combined | 596,051 | 596,051 | 100.0 | | | | | | | | | | | |
| Steel erection | 405,326 | 245,326 | 60.5 | | | | | | | | | | | 285,613 |
| Stonework | 72,070 | 72,070 | 100.0 | 1,995 | | | | | | | 2,860 | 517 | | |
| Marble and tiling | 1,498,208 | 791,867 | 52.9 | 25,493 | 8,606 | | 320,723 | \$10,270 | 58,047 | | 26,024 | 1,682 | 3,334 | |
| Excavating | 4,329 | 4,329 | 100.0 | | | | | | | | | | | |
| Street paving | 123,845 | 123,845 | 100.0 | 56,935 | 3,016 | | | | | | | | 6,842 | |
| Soundproofing | 176,799 | 119,339 | 67.5 | 1,221 | | | | | | | 3,421 | | | |
| Metal work, n. e. s. | 178,153 | 153,153 | 86.0 | | | | | | | | | | | |
| Flooring, n. e. s. | 28,848 | 28,848 | 100.0 | 1,000 | | | | | | | | | | |
| COLUMBUS | 10,448,295 | 9,222,702 | 88.3 | 784,809 | 427,440 | 28,778 | 115,046 | 256,344 | 206,519 | \$2,230 | 536,558 | 15,168 | 59,546 | 261,510 |
| Operative builders | | | | | | | | | | | | | | |
| General contractors | 5,302,141 | 4,505,124 | 85.0 | 754,307 | 418,050 | 27,248 | 41,856 | 257,024 | 71,454 | 2,230 | 525,684 | 10,056 | 18,561 | 239,017 |
| Building | 3,250,826 | 2,725,281 | 83.8 | 238,210 | 288,039 | 27,248 | 41,706 | 257,024 | 28,905 | 2,230 | 338,989 | 9,947 | 18,383 | 215,710 |
| Building not specialized | 2,715,481 | 2,210,216 | 81.4 | 147,296 | 277,032 | 26,458 | 33,059 | 254,012 | 28,455 | 2,230 | 205,970 | 9,142 | 18,320 | 214,380 |
| Commercial building only | 394,701 | 394,791 | 100.0 | 36,340 | 5,445 | | 7,807 | | | | 127,377 | 616 | | |
| Manufacturing building only | 18,359 | 18,359 | 100.0 | 2,304 | | | | | | | 3,183 | 117 | | |
| Residential building only | 122,195 | 101,915 | 83.4 | 2,270 | 5,662 | 790 | 300 | 2,712 | 450 | | 2,459 | 72 | 57 | 1,330 |
| Highway | 573,635 | 475,735 | 82.9 | 103,231 | 17,672 | | | | 14,782 | | 63,070 | | | |
| Bridge and culvert | 183,472 | 9,900 | 5.4 | 9,900 | | | | | | | | | | |
| Street paving | 399,008 | 399,008 | 100.0 | 174,923 | 77,949 | | | | 26,977 | | 35,000 | | | |
| Sewer, gas, water, conduit | 51,014 | 51,014 | 100.0 | 250 | 10,000 | | | | | | 2,000 | 20 | | 10,894 |
| Waterworks | 489,501 | 489,501 | 100.0 | 78,029 | 9,726 | | 90 | | 790 | | 47,585 | 89 | 178 | 12,413 |
| Railroad | 354,685 | 354,685 | 100.0 | 149,764 | 14,064 | | | | | | 30,040 | | | |
| Subcontractors | | | | | | | | | | | | | | |
| Carpentering and wood flooring | 19,300 | 19,300 | 100.0 | | | | | | | | | | | |
| Concreting | 20,760 | 20,760 | 100.0 | 4,802 | | | | | | | 6,415 | | | |
| Electrical | 513,405 | 513,405 | 100.0 | 15,630 | | | | | | | | | | |
| Elevator construction | 134,734 | 134,734 | 100.0 | | | | | | | | | | | 18,593 |
| Heating and plumbing | 1,325,638 | 1,268,662 | 95.8 | | | | | | | | | | | |
| Heating and piping | 835,445 | 835,445 | 100.0 | | | | | | | | | | | |
| Plumbing | 366,342 | 366,342 | 100.0 | | | | | | | | | | | |
| Plumbing and heating combined | 123,851 | 96,875 | 78.2 | | | | | | | | | | | |
| Masonry | 15,650 | 15,650 | 100.0 | | 7,920 | 1,530 | | | | 1,800 | | | 2,600 | 1,800 |
| Painting and decorating | 36,987 | 36,987 | 100.0 | | | | | | | | | | | |
| Glass and glazing | 106,396 | 71,396 | 67.1 | | | | | | | | | | | |
| Plastering and lathing | 70,450 | 70,450 | 100.0 | 2,474 | | | | | | | 1,179 | 4,052 | 38,385 | |
| Roofing and sheet-metal work | 374,541 | 374,541 | 100.0 | | | | | | | | | | | 2,000 |
| Roofing | 121,754 | 121,754 | 100.0 | | | | | | | | | | | 2,000 |
| Sheet-metal work | 12,232 | 12,232 | 100.0 | | | | | | | | | | | |
| Roofing and sheet metal combined | 240,555 | 240,555 | 100.0 | | | | | | | | | | | |
| Metal work, n. e. s. | 1,763,476 | 1,631,476 | 92.5 | | | | | | | | | | | |
| Stonework | 60,000 | 60,000 | 100.0 | | | | | | | 60,000 | | | | |
| Marble and tiling | 263,814 | 178,214 | 67.6 | 5,326 | 1,200 | | 72,839 | | | 73,265 | 3,280 | 400 | | |
| Excavating | 2,000 | 2,000 | 100.0 | 2,000 | | | | | | | | | | |
| Ornamental iron | 17,240 | 17,240 | 100.0 | | | | | | | | | | | |
| Highway | 245,000 | 245,000 | 100.0 | | | | | | | | | | | |
| DAYTON | 8,535,458 | 6,476,566 | 75.9 | 442,383 | 312,360 | 21,007 | 98,204 | 9,974 | 225,882 | 4,830 | 615,976 | 28,789 | 142,568 | 630,656 |
| Operative builders | | | | | | | | | | | | | | |
| General contractors | 4,884,888 | 3,652,225 | 74.8 | 416,465 | 269,233 | 20,407 | 32,224 | 5,800 | 174,779 | 4,830 | 587,471 | 12,748 | 56,205 | 204,356 |
| Building | 2,673,587 | 2,515,721 | 94.1 | 124,898 | 237,923 | 20,407 | 32,224 | 5,800 | 174,779 | 480 | 239,714 | 12,332 | 56,205 | 130,853 |
| Building not specialized | 1,993,349 | 1,868,447 | 93.7 | 118,670 | 184,551 | 13,420 | 6,588 | 4,800 | 161,985 | 400 | 219,770 | 11,452 | 8,821 | 122,073 |
| Commercial building only | 64,362 | 39,448 | 61.3 | | | | 600 | 1,000 | | | 600 | | | |
| Residential building only | 615,876 | 607,826 | 98.7 | 6,228 | 53,372 | 6,987 | 25,036 | | 12,794 | 30 | 19,344 | 880 | 47,384 | 8,730 |
| Highway | 405,295 | 405,295 | 100.0 | 108,617 | 2,560 | | | | | | 204,440 | 10 | | |
| Bridge and culvert | 951,805 | 146,987 | 15.4 | 3,838 | | | | | | | 5,463 | | | 73,503 |
| Street paving | 569,896 | 421,537 | 74.0 | 166,251 | 28,750 | | | | | | 127,778 | 400 | | |
| Sewer, gas, water, conduit | 284,705 | 162,685 | 57.1 | 13,361 | | | | | | | 10,076 | | | |
| Subcontractors | | | | | | | | | | | | | | |
| Electrical | 13,517,033 | 2,690,804 | 78.5 | 18,825 | 37,797 | 600 | 62,867 | 4,174 | 48,543 | | 20,469 | 14,820 | 83,028 | 426,300 |
| Heating and plumbing | 187,825 | 187,825 | 100.0 | | | | | | | | | | | |
| Heating and piping | 1,332,794 | 1,092,957 | 82.0 | | | | | | | | | | | |
| Plumbing | 301,980 | 223,086 | 73.9 | | | | | | | | | | | |
| Plumbing and heating combined | 829,747 | 774,891 | 93.4 | | | | | | | | | | | |
| | 201,067 | 95,000 | 47.2 | | | | | | | | | | | |

See footnotes on p. 990.

CONSTRUCTION—OHIO

TABLE 11.—COST OF MATERIAL FURNISHED AND USED BY REPORTING ESTABLISHMENTS DURING 1929—Continued

[See note at head of table]

| CLASSIFICATION OF ESTABLISHMENTS | Total cost of all materials | COST OF ALL MATERIALS DISTRIBUTED BY KIND | | Sand, gravel, crushed stone, slag, cinders, etc. | Brick (face, common, fire, paving, etc.) | Tile (fire-proofing) | Tile, facing, terra cotta, floor, and wall | Concrete and cinder block | Cut stone, granite and marble | Riprap, rubble, etc. | Cement | Lime | Plaster, etc. | Structural steel |
|----------------------------------|-----------------------------|-------------------------------------------|-------------------|--------------------------------------------------|------------------------------------------|----------------------|--------------------------------------------|---------------------------|-------------------------------|----------------------|----------------|---------------|----------------|------------------|
| | | Amount | Per cent of total | | | | | | | | | | | |
| DAYTON—Continued. | | | | | | | | | | | | | | |
| Subcontractors—Continued. | | | | | | | | | | | | | | |
| Masonry | \$117,205 | \$84,577 | 72.1 | \$7,515 | \$37,727 | \$600 | \$9,787 | \$4,174 | \$500 | | \$11,060 | \$10,914 | | \$2,300 |
| Painting and decorating | 74,915 | 74,915 | 100.0 | | | | | | | | | | | |
| Glass and glazing | 35,466 | 35,466 | 100.0 | | | | | | | | | | | |
| Plastering and lathing | 125,015 | 125,015 | 100.0 | 6,060 | | | | | | | 1,100 | 3,460 | \$83,895 | |
| Roofing and sheet-metal work | 239,293 | 239,293 | 100.0 | | | | | | | | | | | |
| Roofing | 117,996 | 117,996 | 100.0 | | | | | | | | | | | |
| Sheet-metal work | 101,367 | 101,367 | 100.0 | | | | | | | | | | | |
| Roofing and sheet metal combined | 19,930 | 19,930 | 100.0 | | | | | | | | | | | |
| Steel erection | 485,666 | 485,666 | 100.0 | | | | | | | | | | | 424,000 |
| Stonework | 35,000 | 35,000 | 100.0 | | | | | | 35,000 | | | | | |
| Marble and tiling | 263,216 | 84,616 | 32.1 | 5,250 | 70 | | 53,080 | | 13,043 | | 8,279 | 446 | 63 | |
| Power plant | 219,574 | 219,574 | 100.0 | | | | | | | | | | | |
| Flooring, n. e. s. | 25,000 | 25,000 | 100.0 | | | | | | | | | | | |
| TOLEDO | 13,644,591 | 9,788,777 | 71.7 | 1,134,469 | 409,244 | 30,737 | 98,341 | 153,753 | 177,322 | \$14,398 | 619,490 | 13,426 | 140,931 | \$54,991 |
| Operative builders | 80,592 | 70,849 | 87.9 | 4,726 | 702 | | 53 | 3,367 | 249 | | 242 | | 2,008 | 181 |
| General contractors | 7,706,820 | 4,916,619 | 63.8 | 978,582 | 359,332 | 30,737 | 14,605 | 19,278 | 135,294 | 1,398 | 599,011 | 11,246 | 95,910 | 354,810 |
| Building | 1,968,057 | 1,068,057 | 54.2 | 164,207 | 132,471 | 30,737 | 14,605 | 19,161 | 62,391 | 1,000 | 137,705 | 0,989 | 95,910 | 100,378 |
| Building not specialized | 3,865,157 | 1,639,042 | 42.4 | 153,520 | 112,303 | 30,737 | 13,125 | 13,604 | 40,869 | | 130,742 | 5,127 | 88,206 | 95,235 |
| Residential building only | 665,795 | 329,015 | 49.4 | 10,937 | 20,103 | | 1,480 | 5,557 | 15,522 | 1,000 | 6,968 | 4,862 | 7,702 | 5,143 |
| Highway | 1,575,662 | 1,575,662 | 100.0 | 673,869 | 109,700 | | | | 28,733 | 200 | 334,742 | | 936 | 14,850 |
| Bridge and culvert | 285,889 | 285,889 | 100.0 | | | | | | | | | | | 200,513 |
| Grading | 70,721 | 70,721 | 100.0 | 23,437 | | | | | 2,937 | | | | | |
| Street paving | 446,568 | 376,687 | 84.4 | 80,651 | 101,090 | | | 117 | 41,233 | | 75,145 | | | |
| Sewer, gas, water, conduit | 388,970 | 314,969 | 81.0 | 35,353 | 1,328 | | | | | 198 | 50,792 | | | 30,066 |
| Waterworks | 67,937 | 67,937 | 100.0 | | | | | | | | | | | |
| Dredging, river, harbor, etc. | 13,236 | 13,236 | 100.0 | | | | | | | | | | | |
| Power plant | 243,603 | 234,307 | 96.2 | 1,005 | 14,743 | | | | | | 627 | 321 | 43,013 | |
| Subcontractors | 14 5,857,170 | 4,700,300 | 81.9 | 151,161 | 49,120 | | 88,683 | 130,008 | 42,279 | 13,000 | 20,237 | 2,180 | 678 | 352 |
| Concrete | 91,237 | 54,062 | 60.3 | 28,000 | 8,654 | | | | 1,233 | | 13,129 | | | |
| Electrical | 445,123 | 445,123 | 100.0 | | | | | | | | | | | |
| Elevator construction | 1,199,100 | 1,199,100 | 100.0 | | | | | | | | | | | |
| Heating and plumbing | 16 1,659,474 | 888,215 | 53.6 | | | | | | | | | | | |
| Heating and piping | 1,106,452 | 736,204 | 66.5 | | | | | | | | | | | |
| Pipe covering | 159,756 | 59,756 | 37.4 | | | | | | | | | | | |
| Plumbing | 180,095 | 92,195 | 51.2 | | | | | | | | | | | |
| Masonry | 91,432 | 77,432 | 84.7 | 2,110 | 38,150 | | | | | | | | | |
| Painting and decorating | 86,201 | 86,201 | 100.0 | | | | | | | | | | | |
| Glass and glazing | 38,060 | 38,060 | 100.0 | | | | | | | | | | | |
| Plastering | 159,829 | 60,261 | 37.7 | 2,500 | | | | | | | 1,200 | 1,500 | 42,661 | |
| Roofing and sheet-metal work | 703,617 | 743,617 | 105.8 | | | | | | | | | | | |
| Roofing | 281,105 | 281,105 | 100.0 | | | | | | | | | | | |
| Sheet-metal work | 99,037 | 99,037 | 100.0 | | | | | | | | | | | |
| Roofing and sheet metal combined | 413,475 | 363,475 | 87.9 | | | | | | | | | | | |
| Marble and tiling | 344,835 | 240,618 | 69.8 | 118,545 | 2,316 | | 71,433 | 160 | 40,991 | | 5,908 | | 2 | |
| Ornamental iron | 87,069 | 87,069 | 100.0 | | | | | | | | | | | |
| Street paving | 118,676 | 118,676 | 100.0 | | | | | 118,676 | | | | | | |
| Metal work, n. e. s. | 58,292 | 32,720 | 56.0 | | | | | | | | | | | |
| Flooring, n. e. s. | 727,325 | 727,225 | 100.0 | | | | | | | | | | | |
| YOUNGSTOWN | 5,672,697 | 3,840,762 | 67.7 | 351,430 | 215,992 | 38,068 | 12,816 | 5,136 | 50,163 | | 302,994 | 65,250 | 134,838 | 312,163 |
| Operative builders | 15,349 | 15,349 | 100.0 | | | | | | | | | | | |
| General contractors | 2,917,263 | 1,631,150 | 55.9 | 317,662 | 215,992 | 38,068 | 12,816 | 5,136 | 50,163 | | 204,493 | 1,683 | 727 | 158,788 |
| Building | 1 1,764,604 | 764,447 | 43.3 | 61,767 | 34,269 | 38,068 | 12,816 | 5,136 | 36,420 | | 51,418 | 1,683 | 727 | 116,675 |
| Building not specialized | 1,500,247 | 657,618 | 43.8 | 59,619 | 79,938 | 37,868 | 11,130 | 2,905 | 36,355 | | 50,176 | 1,683 | 7 | 115,730 |
| Residential building only | 213,367 | 106,831 | 50.1 | 2,148 | 4,321 | 200 | 1,686 | 2,231 | 65 | | 1,242 | | 720 | 945 |
| Highway | 476,592 | 355,191 | 74.5 | 153,257 | 3,211 | | | | | | 114,610 | | | 2,000 |
| Bridge and culvert | 72,793 | 72,793 | 100.0 | 11,525 | | | | | | | 14,607 | | | 31,106 |
| Grading | 17,632 | 17,632 | 100.0 | 13,184 | | | | | | | | | | |
| Street paving | 199,736 | 199,736 | 100.0 | 47,899 | 28,522 | | | | 7,968 | | 83,858 | | | |
| Sewer, gas, water, conduit | 338,913 | 205,674 | 60.7 | 30,000 | 100,000 | | | | | | 30,000 | | | |
| Railroad | 46,833 | 15,627 | 33.3 | | | | | | | | | | | 9,007 |
| Subcontractors | 17 2,740,085 | 2,194,263 | 80.1 | 33,768 | | | | | | | 8,601 | 63,567 | 133,911 | 153,375 |
| Carpentering and wood flooring | 27,180 | 27,180 | 100.0 | | | | | | | | | | | |
| Electrical | 241,121 | 211,121 | 87.6 | | | | | | | | | | | |
| Heating and plumbing | 1 1,563,262 | 1,115,240 | 71.3 | 10 | | | | | | | | 174 | | |
| Heating and piping | 418,808 | 104,752 | 25.0 | | | | | | | | | | | |
| Pipe covering | 100,000 | 100,000 | 100.0 | | | | | | | | | | | |
| Plumbing | 328,980 | 209,330 | 63.6 | 10 | | | | | | | | 174 | | |
| Automatic sprinkler systems | | | | | | | | | | | | | | |
| Painting and decorating | 701,158 | 701,158 | 100.0 | | | | | | | | | | | |
| Plastering | 55,172 | 55,172 | 100.0 | | | | | | | | | | | |
| Sheet-metal work | 320,079 | 320,079 | 100.0 | 33,758 | | | | | | | 8,327 | 63,567 | 133,911 | |
| Steel erection | 182,607 | 182,607 | 100.0 | | | | | | | | | | | |
| Ornamental iron | 292,864 | 292,864 | 100.0 | | | | | | | | | | | 143,375 |
| | 40,000 | 40,000 | 100.0 | | | | | | | | | | | 10,000 |

Certain establishments did not give a distribution of the cost of their materials by separate items. The total cost of materials reported by such establishments is, however, included in totals in this column which carry a footnote to that effect.

1 Air transport work, \$243,232.

2 Grading, \$3,173.

3 Steel erection, \$145,791.

4 Plumbing and heating combined, \$119,811.

5 Commercial building only, \$9,000.

6 Flooring, n. e. s., \$26,704; and marble and tiling, \$60,000.

7 Sheet metal work, \$29,015.

8 Manufacturing building only, \$155,183.

9 Foundation, \$14,901.

11 Flooring, n. e. s., \$125,000.

12 Ornamental iron work, \$320,000; and metal work, n. e. s., \$55,074.

13 Commercial or manufacturing building only, \$74,201.

14 Carpentering and woodflooring, \$62,000.

15 Plumbing and heating combined, \$212,571.

16 Commercial building only, \$51,050.

17 Marble and tiling, \$67,800.

18 Plumbing and heating combined, \$14,318.

CONSTRUCTION—OHIO

991

TABLE 11.—COST OF MATERIAL FURNISHED AND USED BY REPORTING ESTABLISHMENTS DURING 1929—Continued

[See note at head of table]

| CLASSIFICATION OF ESTABLISHMENTS | Reinforcing steel | Cast iron, miscellaneous, excluding pipe | Metal doors, windows, and trim | Metal and wire lath and furring | Orna-mental metal work | Lumber, rough and finished | Laths, shingles, and shakes | Mill-work | Composition board | Water-proofing materials | Hardware, rough and finished | Paints, var-nishes, and glass | Roofing and sheet metal | Finished flooring, n. e. s. | Screens, shades, awnings, etc. |
|----------------------------------------|-------------------|------------------------------------------|--------------------------------|---------------------------------|------------------------|----------------------------|-----------------------------|-------------|-------------------|--------------------------|------------------------------|-------------------------------|-------------------------|-----------------------------|--------------------------------|
| OHIO | \$3,881,888 | \$494,085 | \$4,228,717 | \$481,137 | \$722,309 | \$8,074,205 | \$210,155 | \$3,307,942 | \$559,454 | \$282,337 | \$1,208,636 | \$2,442,605 | \$3,993,500 | \$755,337 | \$120,818 |
| Operative builders | 4,710 | 175 | 14,971 | 9,917 | 2,360 | 300,277 | 32,046 | 158,112 | 17,589 | 2,610 | 30,600 | 32,073 | 23,335 | 16,013 | 12,800 |
| General contractors | 3,593,740 | 313,522 | 439,293 | 107,527 | 247,357 | 6,381,850 | 128,438 | 3,118,331 | 413,093 | 130,007 | 1,122,274 | 525,728 | 328,083 | 293,175 | 55,034 |
| Building | 1,946,348 | 182,482 | 482,179 | 100,898 | 234,727 | 5,604,199 | 127,893 | 3,090,634 | 406,239 | 92,833 | 921,942 | 502,295 | 316,404 | 288,259 | 55,209 |
| Building not specialized | 1,485,302 | 94,447 | 428,047 | 98,443 | 210,794 | 3,016,483 | 81,817 | 2,014,209 | 380,121 | 80,720 | 757,747 | 427,015 | 223,088 | 270,277 | 31,244 |
| Commercial building only | 427,248 | 500 | 1,906 | 678 | 140,325 | 4,025 | 5,700 | 71,288 | 7,803 | 3,133 | 17,350 | 3,150 | 3,351 | | |
| Manufacturing building only | 6,100 | 80,000 | 2,000 | | | 19,790 | | | 500 | 35 | 30 | | | | |
| Residential building only | 27,098 | 1,535 | 50,166 | 6,777 | 23,993 | 1,521,601 | 40,381 | 1,010,637 | 18,280 | 8,950 | 148,545 | 67,130 | 89,151 | 17,982 | 23,965 |
| Highway | 665,533 | 10,252 | 6,117 | 600 | 800 | 114,060 | | 13,703 | 3,474 | 13,338 | 40,071 | 5,509 | | | |
| Bridge and culvert | 200,461 | 602 | | | 7,930 | 60,100 | 40 | 601 | 2,224 | 2,231 | 21,750 | 2,368 | 180 | | |
| Grading | 358,040 | 57,805 | | | | 159 | | | | | 400 | | | | |
| Street paving | 137,978 | 47,721 | 575 | | 1,480 | 60,255 | | 4,974 | 350 | 541 | 13,297 | 802 | 2,241 | | 275 |
| Sewer, gas, water, conduit | 1,700 | | | | | 173,328 | | 950 | 340 | 340 | 20,706 | 210 | 100 | | |
| Dam and reservoir | 30,970 | 7,620 | 422 | 29 | 2,720 | 1,200 | | | | | 370 | 6,855 | 1,085 | 5,067 | 150 |
| Waterworks | 75,049 | 2,004 | | | | 47,770 | 500 | 702 | 460 | | 1,134 | 5,197 | 41 | 708 | |
| Drudging, rivor, harbor, etc. | 176,814 | 4,813 | | | | 173,221 | | 637 | | | 21,587 | 39,795 | 1,088 | 3,135 | 9,916 |
| Railroad | 256 | 94 | | | | 310 | | | | | | | | | |
| Foundation | | | | | | | | | | | | | | | |
| Central station, light and power plant | | | | | | 40,000 | | | | | | | 40,201 | 12,330 | |
| Subcontractors | 83,229 | 180,388 | 3,724,458 | 343,603 | 472,692 | 283,078 | 55,071 | 31,409 | 128,772 | 143,720 | 50,702 | 1,884,804 | 3,641,572 | 451,144 | 52,375 |
| Carpentering and wood flooring | | | | | | 202,540 | 700 | 14,000 | 500 | | 1,973 | | | 100,846 | 4,920 |
| Electrical | 71,470 | 540 | | | | 44,570 | | 14,828 | | 20,895 | 6,007 | | | | |
| Elevator construction | 50 | 7,010 | | | | 3,050 | | | | | 1,000 | 1,100 | | | |
| Heating and plumbing | | 14,455 | 3,084 | | | 3,004 | | | | | | | 1,000 | | |
| Heating and piping | | 25,184 | 400 | 7,415 | 200 | 7,286 | | | | 16,509 | 738 | 5,790 | 3,105 | 140,730 | 400 |
| Pipe covering | | 23,807 | 400 | 7,115 | 200 | 6,158 | | | | 198 | | 5,591 | 1,104 | 107,439 | 400 |
| Plumbing | | 1,562 | | 800 | | 1,106 | | | | 16,311 | 738 | 215 | 1,691 | 3,244 | 100 |
| Plumbing and heating comb. | | 15 | | | | 6 | | | | | | | 302 | 14,862 | 100 |
| Masonry | 850 | | 600 | 250 | | 2,584 | | | | | 318 | | 50 | 15,135 | |
| Painting and decorating | | | | | | 1,000 | | | | | 8,000 | | | | |
| Glass and glazing | | | 3,137 | | | | | | | | | | 1,137,951 | 20,000 | |
| Plastering and lathing | | | | 320,078 | | 980 | 54,210 | | | | | | 250,922 | | |
| Roofing and sheet-metal work | 10,000 | 82,669 | 1,120 | | 5,300 | 7,428 | 100 | 25 | 10,415 | 6,161 | 1,280 | | 6,306 | 3,409,125 | 50,047 |
| Roofing | 10,000 | | | | 800 | 870 | 100 | 25 | 95,348 | 60,732 | 5,480 | | 5,439 | 1,630,021 | 2,000 |
| Sheet-metal work | | 82,669 | 1,120 | | 4,500 | 6,070 | | | 28,557 | 68,049 | 1,221 | | 5,439 | 1,630,021 | |
| Roofing and sheet metal combined | | | | | | | | | 1,339 | 1,710 | 4,265 | | 900 | 718,835 | |
| Steel erection | 39 | 46,560 | 150,519 | 2,397 | 95,205 | 1,000 | | | 65,452 | 27,028 | | | 1,080,209 | 54,047 | |
| Stonework | | | | | | 2,070 | | | | | | | 31,195 | 38,808 | 4,401 |
| Marble and tiling | 820 | 25 | | 6,953 | 1,529 | 1,100 | | | | | | | | | |
| Excavating | | | | | | 498 | 61 | 2,640 | | | 341 | | 3,011 | 8,170 | 504 |
| Orna-mental iron | | 3,945 | 1,372 | | 370,352 | 4,329 | | | | | | | | | |
| Street paving | | | | | | 1,089 | | | | | | 304 | 324 | | |
| Soundproofing | | | | | | | | | | | 4,785 | | | | |
| Metal work, n. e. s. | | | 3,504,241 | | | 645 | | | | | | | 14,989 | 67,256 | 22,662 |
| Flooring, n. e. s. | | | | | | | | | | | | | 423,030 | 270,625 | 42,111 |
| | | | | | | | | | | | | | | | 5,000 |
| AKRON | 54,880 | 169 | 16,902 | 12,975 | 1,675 | 491,688 | 24,189 | 62,430 | 11,497 | 5,092 | 54,864 | 87,309 | 257,178 | 13,000 | 5,245 |
| Operative builders | | | | | | 64,852 | | | | | 3,500 | 3,150 | 3,000 | | 2,851 |
| General contractors | 54,800 | 169 | 16,902 | | 1,675 | 423,472 | 3,480 | 61,890 | 800 | 3,770 | 50,252 | 6,265 | 8,850 | 13,000 | 2,394 |
| Building | 42,190 | 169 | 16,902 | | 1,675 | 394,356 | 3,480 | 61,890 | 800 | 3,770 | 41,932 | 6,265 | 8,850 | 13,000 | 2,394 |
| Building not specialized | 42,040 | 50 | 10,560 | | 150 | 96,464 | 300 | 48,700 | 600 | 1,110 | 17,600 | 805 | 2,900 | 13,000 | 100 |
| Commercial building only | | | | | | 3,600 | | | | | | | | | |
| Residential building only | 150 | | | | | 294,292 | | | | | 137 | | | | |
| Highway | 12,700 | 119 | 6,342 | | 1,525 | 10,756 | 3,180 | 13,190 | 200 | 2,660 | 24,195 | 5,900 | 5,950 | | 2,294 |
| Street paving | | | | | | 18,300 | | | | | 8,320 | | | | |
| Sewer, gas, water, conduit | | | | | | | | | | | | | | | |
| Subcontractors | | | | 12,975 | | 3,304 | 20,089 | 540 | 10,697 | 1,322 | 1,052 | 77,894 | 244,728 | | |
| Masonry | | | | | | 1,884 | | | | | | | 69,894 | | |
| Painting and decorating | | | | | | 480 | 20,689 | | | | | | | | |
| Plastering and lathing | | | | 11,393 | | | | | 197 | 378 | | | | | |
| Roofing and sheet-metal work | | | | | | 1,000 | | | 10,600 | 800 | | | 244,728 | | |
| Roofing | | | | | | | | | 4,500 | 800 | | | 149,590 | | |
| Sheet-metal work | | | | | | | | | | | | | 6,929 | | |
| Roofing and sheet metal combined | | | | | | | | | | | | | | | |
| Marble and tiling | | | | 1,612 | | 1,000 | | 540 | 6,000 | | 144 | 1,052 | 8,000 | 88,209 | |
| CANTON | 45,278 | 1,000 | 7,951 | 28,738 | 24,754 | 180,552 | 2,820 | 77,460 | 3,275 | 2,645 | 28,002 | 18,715 | 45,615 | 7,932 | 3,922 |
| General contractors | 45,278 | 1,000 | 7,951 | 8,738 | 24,754 | 100,652 | 820 | 77,460 | 3,275 | 2,602 | 28,002 | 18,715 | 2,615 | 7,932 | 3,922 |
| Building | 36,176 | 1,000 | 7,951 | 8,738 | 24,754 | 139,617 | 820 | 77,460 | 3,275 | 2,602 | 28,002 | 18,715 | 2,615 | 7,932 | 3,922 |
| Building not specialized | 36,176 | 1,000 | 5,750 | 8,738 | 23,842 | 98,319 | 820 | 77,460 | 3,275 | 2,602 | 26,750 | 18,715 | 2,615 | 7,932 | 3,231 |
| Commercial building only | | | 2,201 | | 912 | 41,298 | | | | | 1,252 | | | 691 | |
| Residential building only | | | | | | 19,788 | | | | | | | | | |
| Highway | 6,103 | | | | | 647 | | | | | | | | | |
| Street paving | 3,000 | | | | | | | | | | | | | | |
| Subcontractors | | | | 20,000 | | 500 | 1,800 | | | 43 | | | 43,000 | | |
| Masonry | | | | | | | | | | 43 | | | | | |
| Plastering and lathing | | | | 20,000 | | 500 | 1,800 | | | | | | | | |
| Roofing and sheet-metal work | | | | | | | | | | | | | 43,000 | | |
| Roofing and sheet metal combined | | | | | | | | | | | | | | | |
| CINCINNATI | 421,327 | 188,008 | 61,002 | 38,663 | 104,912 | 1,018,675 | 18,238 | 773,437 | 21,748 | 19,855 | 155,701 | 401,251 | 672,591 | 261,623 | 17,622 |
| Operative builders | 300 | | | | | 33,500 | | 36,300 | 1,586 | | 4,200 | | 4,038 | 2,255 | |
| General contractors | 387,046 | 80,872 | 59,882 | 8,022 | 2,300 | 889,601 | 15,686 | 706,923 | 17,718 | 11,378 | 143,697 | 21,810 | 30,676 | 23,752 | 10,367 |
| Building | 319,600 | 58,850 | 59,882 | 8,022 | 1,820 | 860,350 | 15,686 | 706,423 | 17,718 | 11,378 | 143,064 | 21,600 | 30,676 | 23,752 | 10,367 |
| Building not specialized | 249,107 | 58,838 | 49,910 | 6,002 | 470 | 550,156 | 8,520 | 495,109 | 12,408 | 9,052 | 110,842 | 14,021 | 18,720 | 21,652 | 5,092 |
| Commercial building only | 62,266 | | 1,200 | | | 22,400 | | 20,000 | 2,000 | | 1,900 | 685 | | | |
| Residential building only | 8,127 | 21 | 8,772 | 1,820 | 1,350 | 287,794 | 7,166 | 191,323 | 3,308 | 2,320 | 30,322 | 6,894 | 11,956 | 1,800 | 5,276 |

TABLE 11.—COST OF MATERIAL FURNISHED AND USED BY REPORTING ESTABLISHMENTS DURING 1929—Con. [See note at head of table]

Table with 15 columns: Classification of Establishments, Reinforcing steel, Cast iron, miscellaneous, excluding pipe, Metal doors, windows, and trim, Metal and wire lath and furring, Ornamental metal work, Lumber, rough and finished, Laths, shingles, and shakes, Mill-work, Composition board, Water-proofing materials, Hardware, rough and finished, Paints, var-nishes, and glass, Roofing and sheet metal, Finished flooring, n. e. s., Screens, shades, awnings, etc. Rows are categorized by city: Cincinnati, Cleveland, Columbus.

CONSTRUCTION—OHIO

993

TABLE 11.—COST OF MATERIAL FURNISHED AND USED BY REPORTING ESTABLISHMENTS DURING 1929—Con.

[See note at head of table]

| CLASSIFICATION OF ESTABLISHMENTS | Reinforcing steel | Cast iron, miscellaneous, excluding pipe | Metal doors, windows, and trim | Metal and wire lath and furring | Ornamental metal work | Lumber, rough and finished | Laths, shingles, and shakes | Mill-work | Composition board | Water proofing materials | Hardware, rough and finished | Paints, varnishes, and glass | Roofing and sheet metal | Finished flooring, n. e. s. | Screens, shades, awnings, etc. |
|-----------------------------------|-------------------|------------------------------------------|--------------------------------|---------------------------------|-----------------------|----------------------------|-----------------------------|-----------|-------------------|--------------------------|------------------------------|------------------------------|-------------------------|-----------------------------|--------------------------------|
| COLUMBUS—Continued. | | | | | | | | | | | | | | | |
| Subcontractors—Continued. | | | | | | | | | | | | | | | |
| Painting and decorating. | | | | | | \$1,000 | | | | | | \$35,987 | | | |
| Glass and glazing. | | | \$3,137 | | | | | | | | | 67,207 | | | |
| Plastering and lathing. | | | | \$15,015 | | | \$6,000 | | | | \$535 | | | | |
| Roofing and sheet-metal work. | | | | | | 173 | | | | | | 1,000 | \$354,355 | | \$44 |
| Roofing. | | | | | | | | | \$1,600 | | | 1,000 | 117,154 | | |
| Sheet-metal work. | | | | | | 173 | | | 1,600 | | | 1,000 | 11,493 | | 44 |
| Roofing and sheet metal combined. | | | | | | | | | | | | | 225,708 | | |
| Metal work, n. e. s. | | | 1,600,000 | | | | | | | | | | | | 8,976 |
| Ornamental iron. | | \$3,945 | 1,372 | | \$5,080 | | | | | | 364 | 5,570 | | | |
| DAYTON | | | | | | | | | | | | | | | |
| | \$177,753 | 63,348 | 83,518 | 31,059 | 43,408 | 446,395 | 30,511 | \$297,770 | 3,425 | \$9,767 | 66,940 | 100,162 | 256,573 | \$43,915 | 4,691 |
| Operative builders. | 3,470 | | 1,571 | 1,927 | 1,260 | 27,290 | 8,061 | 20,170 | 610 | 960 | 3,980 | 5,389 | | | 2,460 |
| General contractors. | 174,283 | 1,082 | 81,947 | 855 | 47,148 | 418,063 | 19,150 | 277,600 | 2,815 | 8,205 | 62,804 | 42,793 | 58,965 | 18,915 | 2,231 |
| Building. | 130,068 | 492 | 81,947 | 855 | 40,448 | 385,247 | 19,150 | 273,600 | 2,465 | 8,130 | 59,311 | 40,043 | 58,365 | 18,915 | 1,956 |
| Building not specialized. | 127,848 | 300 | 60,691 | 509 | 25,893 | 207,361 | 14,050 | 187,704 | 2,140 | 7,570 | 40,822 | 18,814 | 21,127 | 17,315 | 200 |
| Commercial building only. | | | | | | 10,748 | 400 | 13,000 | | | 1,100 | | | | |
| Residential building only. | 2,820 | 192 | 21,256 | 355 | 14,555 | 68,138 | 4,700 | 72,800 | 325 | 560 | 17,320 | 21,829 | 37,238 | 1,600 | 1,756 |
| Highway. | 35,434 | | | | | 13,000 | | | | 75 | 1,907 | 1,200 | | | |
| Bridge and culvert. | 2,322 | | | | 6,700 | 3,750 | | | | | 1,236 | 550 | | | |
| Street paving. | 5,859 | 1,085 | | | | 14,428 | | 4,000 | 350 | | 350 | 400 | 600 | | 275 |
| Sewer, gas, water, conduit. | | 105 | | | | 2,229 | | | | | | | | | |
| Subcontractors. | | 61,600 | | 28,277 | | 442 | 3,300 | | | 602 | 156 | 141,980 | 197,608 | 25,000 | |
| Painting and decorating. | | | | | | | | | | | | 71,791 | | | |
| Glass and glazing. | | | | | | | | | | | | 35,466 | | | |
| Plastering and lathing. | | | | 27,700 | | | 3,300 | | | 430 | | | | | |
| Roofing and sheet-metal work. | | | | | | | | | | | | | 31,685 | 197,608 | |
| Roofing. | | | | | | | | | | | | | | 107,996 | |
| Sheet-metal work. | | | | | | | | | | | | | | 69,682 | |
| Roofing and sheet metal combined. | | | | | | | | | | | | | | 19,930 | |
| Steel erection. | | 61,600 | | | | | | | | | | | | | |
| Marble and tiling. | | | | 577 | | 442 | | | | 172 | 156 | 3,038 | | | 25,000 |
| Flooring, n. e. s. | | | | | | | | | | | | | | | |
| TOLEDO | | | | | | | | | | | | | | | |
| | 342,964 | 25,959 | 79,312 | 16,819 | 158,030 | 418,360 | 10,111 | 273,807 | 11,846 | 10,928 | 80,418 | 187,706 | 759,699 | 13,821 | 3,551 |
| Operative builders. | | | | | | 30,076 | 2,400 | 10,975 | 428 | | 1,848 | 670 | 1,234 | 1,285 | 133 |
| General contractors. | 342,811 | 25,959 | 46,592 | 7,647 | 70,961 | 385,700 | 4,050 | 261,832 | 11,418 | 8,530 | 77,847 | 37,899 | 23,107 | 12,395 | 3,418 |
| Building. | 140,385 | 12,300 | 46,592 | 7,647 | 70,961 | 348,428 | 4,050 | 261,452 | 11,418 | 8,879 | 57,602 | 36,345 | 21,466 | 12,395 | 3,418 |
| Building not specialized. | 137,845 | 12,300 | 41,501 | 7,062 | 68,297 | 242,753 | 2,500 | 163,173 | 5,688 | 5,289 | 47,428 | 31,103 | 17,996 | 8,519 | 925 |
| Residential building only. | 2,540 | | 5,091 | 585 | 2,664 | 105,675 | 1,550 | 68,279 | 5,730 | 590 | 10,204 | 5,152 | 3,500 | 3,870 | 2,493 |
| Highway. | 60,505 | | | | | 4,204 | | 380 | | 2,651 | 5,571 | | | | |
| Bridge and culvert. | 83,825 | | | | | | | | | | | | 1,548 | | |
| Street paving. | 10,810 | 8,628 | | | | 431 | | | | | | | 1,641 | | |
| Sewer, gas, water, conduit. | 47,226 | 5,031 | | | | 10,291 | | | | | 14,584 | | | | |
| Dredging, river, harbor, etc. | | | | | | 13,280 | | | | | | | | | |
| Subcontractors. | 153 | | 32,720 | 9,172 | 87,069 | 2,584 | 3,661 | | | 2,308 | 721 | 120,143 | 735,308 | 141 | |
| Concrete. | 153 | | | | | 2,484 | | | | 248 | | | | | |
| Elevator construction. | | | | | | | | | | | | | | | |
| Heating and plumbing. | | | | 300 | | | | | | | | 1,305 | 13,280 | | |
| Heating and piping. | | | | | | | | | | | | 75 | 13,000 | | |
| Pipe covering. | | | | 300 | | | | | | | | 1,230 | 280 | | |
| Masonry. | | | | | | | | | | 150 | | | | | |
| Painting and decorating. | | | | | | | | | | | | | | | |
| Glass and glazing. | | | | | | | | | | | | | 86,201 | | |
| Plastering and lathing. | | | | 8,800 | | | 3,600 | | | | | | 35,000 | | |
| Roofing and sheet-metal work. | | | | | | 100 | | | | 2,000 | 721 | 3,460 | 722,022 | | |
| Roofing. | | | | | | | | | | 2,000 | 721 | 3,460 | 260,610 | | |
| Sheet-metal work. | | | | | | 100 | | | | | | | 97,937 | | |
| Roofing and sheet metal combined. | | | | | | | | | | | | | | | |
| Marble and tiling. | | | | 72 | | | | 61 | | | | | | | |
| Ornamental iron. | | | | | 87,069 | | | | | | | | | | 141 |
| Metal work, n. e. s. | | | 32,720 | | | | | | | | | | | | |
| YOUNGSTOWN | | | | | | | | | | | | | | | |
| | 69,579 | 688 | 166,076 | 68,593 | 35,454 | 260,156 | 16,879 | 65,571 | 971 | 3,542 | 35,737 | 61,203 | 145,152 | 6,204 | 5,255 |
| Operative builders. | | | | | | 15,346 | | | | | | | | | |
| General contractors. | 69,579 | 688 | 11,178 | 559 | 5,454 | 175,290 | 2,800 | 65,571 | 971 | 3,542 | 35,737 | 2,879 | 7,023 | 6,204 | 335 |
| Building. | 19,867 | 410 | 11,178 | 559 | 5,454 | 160,519 | 2,800 | 64,848 | 971 | 3,204 | 35,208 | 2,600 | 7,023 | 6,204 | 335 |
| Building not specialized. | 19,867 | 410 | 11,128 | 559 | 5,234 | 93,712 | | 61,445 | 991 | 3,204 | 33,068 | 1,609 | 3,783 | 1,734 | 135 |
| Residential building only. | | | 50 | | 220 | 66,803 | 2,800 | 3,400 | 280 | | 2,230 | 700 | 3,240 | 4,470 | 200 |
| Highway. | 25,093 | 278 | | | | 639 | | 723 | | | 439 | | | | |
| Bridge and culvert. | 418 | | | | | 4,193 | | | | | | 270 | | | |
| Street paving. | 24,211 | | | | | | | | | 338 | | | | | |
| Sewer, gas, water, conduit. | | | | | | 7,000 | | | | | | | | | |
| Railroad. | | | | | | 2,939 | | | | | | | | | |
| Subcontractors. | | | 144,897 | 68,034 | 30,000 | 69,521 | 13,876 | | | | | 58,324 | 138,129 | | 4,920 |
| Carpentering and wood flooring. | | | | | | 14,880 | | | | | | | | | 4,920 |
| Electrical. | | | | | | | | | | | | | | | |
| Heating and plumbing. | | | | | | 54,641 | | | | | | | 10,990 | | |
| Heating and piping. | | | | | | | | | | | | | 10,990 | | |
| Plumbing. | | | | | | 54,641 | | | | | | | | | |
| Painting and decorating. | | | | | | | | | | | | 55,129 | | | |
| Plastering. | | | | 66,637 | | | | 13,876 | | | | | | | |
| Sheet-metal work. | | | | | | | | | | | | | 127,139 | | |
| Steel erection. | | | 144,897 | 1,397 | | | | | | | | 3,195 | | | |
| Ornamental iron. | | | | | 30,000 | | | | | | | | | | |

TABLE 11.—COST OF MATERIAL FURNISHED AND USED BY REPORTING ESTABLISHMENTS DURING 1929—Con.
[See note at head of table]

| CLASSIFICATION OF ESTABLISHMENTS | Heating and ventilating equipment | Plumbing and gas-fitting equipment | Electrical appliances and supplies | Elevators and dumb-waiters, etc. | Pipe: Drain tile, vitrified, concrete, etc. | Pipe: Cast iron, sheet and tube steel, etc. | Wire cable, guards, and fencing | Bituminous paving materials, etc. | Ready-mixed concrete | Machinery | Freight, hauling or trucking to job | Metal products, n. e. s. etc. | Mineral products (non-metallic), n. e. s. | Sealing materials | Miscellaneous ¹ |
|---------------------------------------------|-----------------------------------|------------------------------------|------------------------------------|----------------------------------|---------------------------------------------|---------------------------------------------|---------------------------------|-----------------------------------|----------------------|-----------|-------------------------------------|-------------------------------|-------------------------------------------|-------------------|----------------------------|
| OHIO | \$9,636,743 | \$9,245,513 | \$6,287,701 | \$4,994,173 | \$2,003,879 | \$1,911,979 | \$105,884 | \$2,832,044 | \$243,541 | \$222,916 | \$448,740 | \$178,403 | \$182,820 | \$95,871 | \$1,683,795 |
| Operative builders..... | 23,890 | 30,724 | 20,426 | | 5,552 | 1,737 | 500 | | | | 800 | | | | 5,679 |
| General contractors..... | 408,404 | 568,173 | 471,713 | 66,656 | 1,868,609 | 1,558,132 | 92,976 | 2,310,803 | 243,541 | 222,916 | 434,372 | 70,210 | 141,881 | 32,742 | 943,694 |
| Building..... | 223,816 | 343,385 | 394,460 | 60,066 | 43,339 | 257,896 | 18,858 | 26,582 | 63,322 | 199,000 | 9,558 | 15,691 | 17,109 | 4,192 | 624,586 |
| Building not specialized..... | 80,747 | 125,155 | 145,429 | 44,496 | 40,131 | 80,147 | 4,858 | 0,617 | 63,322 | 199,000 | 9,558 | 12,681 | 17,109 | 4,192 | 584,699 |
| Commercial building only..... | 1,500 | 1,000 | 1,125 | | | | 8,000 | | | | | | | | 8,000 |
| Manufacturing building only..... | 31,000 | 60,000 | 146,000 | 21,000 | 500 | 178,000 | 6,000 | | | | | | | | 21,887 |
| Residential building only..... | 109,569 | 162,230 | 101,896 | 1,160 | 7,703 | 1,743 | | 19,965 | | | | 3,110 | | | 46,975 |
| Highway..... | 300 | 3,004 | | | 330,002 | 96,863 | 48,959 | 1,501,802 | | | 330,230 | | 200 | 924 | 48,975 |
| Bridge and culvert..... | | | 28,714 | | 3,043 | 7,792 | 1,530 | | | 23,916 | 3,180 | 500 | | | 6,150 |
| Grading..... | | | | | 4,005 | | | 61,580 | | | | | | | 72,365 |
| Street paving..... | 1,660 | 13,550 | 2,216 | | 270,614 | 135,343 | 6,317 | 693,270 | 5,359 | | 79,720 | 1,000 | | | 43,894 |
| Sewer, gas, water, conduit..... | | 39,981 | 4,254 | | 1,057,590 | 405,006 | 1,241 | | 39,404 | | 7,307 | 11,389 | | 10,903 | |
| Dam and reservoir..... | | | | | | | | | | | | | | | |
| Waterworks..... | 2,902 | 123,315 | 36,832 | | 136,821 | 294,166 | 3,353 | 14,538 | | | | | | 10,723 | 21,074 |
| Dredging, river, harbor, etc..... | | | | | 1,904 | 21,554 | 2,200 | | 10,700 | | | | | | 16,195 |
| Railroad..... | | 2,234 | 5,247 | | 12,791 | 44,398 | | 12,503 | 124,766 | | 4,287 | 87,000 | 124,072 | | 63,803 |
| Foundation..... | | | | | 1,640 | | | | 79 | | | | | | |
| Central station, light and power plant..... | 180,876 | 36,735 | | | | | | | | | | | | | 25,000 |
| Oil and natural gas pipe line..... | | | | | | 205,315 | | | | | | | | | |
| Subcontractors..... | 8,203,359 | 8,646,616 | 4,795,563 | 4,927,517 | 129,718 | 352,110 | 12,408 | 521,241 | | | 13,508 | 106,193 | 40,939 | 63,120 | 734,422 |
| Carpentering and wood flooring..... | | | | | | | | | | | | 7,380 | | | 1,404 |
| Concreting..... | | | | | 1,074 | | | 7,260 | | | | | | | |
| Electrical..... | | 7,567 | 4,465,156 | 4,920,017 | | | 11,000 | | | | | | | | 7,583 |
| Elevator construction..... | | | 28,405 | | | 2,052 | | | | | | | | | 36,700 |
| Heating and plumbing..... | 7,615,629 | 8,630,699 | 70,780 | | 121,841 | 343,658 | 1,408 | 400 | | | 1,807 | 887 | 9,360 | | 35,044 |
| Heating and piping..... | 5,763,879 | 1,554,266 | 15,423 | | 57,110 | 164,629 | 1,308 | 400 | | | 872 | | 9,360 | | 1,656 |
| Pipe covering..... | 226,245 | | 18 | | 1,000 | | 100 | | | | 1,289 | 887 | | | |
| Plumbing..... | 1,050,809 | 4,300,484 | 61,339 | | 59,089 | 139,843 | | | | | 46 | | | | |
| Plumbing and heating comb..... | 341,958 | 323,000 | | | 4,642 | 47,580 | | | | | | | | | |
| Automatic temperature control..... | 150,380 | | | | | | | | | | | | | | |
| Automatic sprinkler systems..... | 76,508 | 2,458,949 | | | | | | | | | | | | | |
| Masonry..... | | | | | | 100 | | | | | | | 7,101 | | 819 |
| Painting and decorating..... | | | 3,124 | | | | | | | | 43 | 10,000 | | | 992 |
| Glass and glazing..... | | | | | | | | | | | | | | | 14,528 |
| Plastering and lathing..... | | | 4 | | | | | | | | | | | | 38,827 |
| Roofing and sheet-metal work..... | 512,600 | 1,150 | 1,000 | 7,500 | 84 | 1,500 | 2,800 | 400 | | 2,872 | | | | | 17,208 |
| Roofing..... | 64,653 | 1,150 | 1,000 | | | | 2,050 | 400 | | 2,872 | | | | | |
| Sheet-metal work..... | 268,335 | | | 7,500 | 84 | 1,500 | 760 | | | | | | | | |
| Roofing and sheet metal combined..... | 182,211 | | | | | | | | | | | | | | 21,619 |
| Steel erection..... | | | | | | | | 248 | | | | | | | |
| Stonework..... | | | | | | | | | | | 8,051 | | | | |
| Marble and tiling..... | 108 | 1,200 | 750 | | | | | | | | 635 | 15,388 | 24,469 | | 10,977 |
| Excavating..... | | | | | | | | | | | | 5,255 | | | |
| Ornamental iron..... | | | 770 | | | | | | | | | | | | |
| Highway..... | | | | | | | | 272,716 | | | | | | | |
| Street paving..... | | | | | 800 | | | 55,163 | | | | | | | |
| Soundproofing..... | 74,923 | | | | 5,819 | | | | | | | | | | 72,430 |
| Power plant..... | | | 219,574 | | | | | | | | | | | | 1,500 |
| Metal work, n. e. s..... | | | | | | | | | | | | 67,283 | | 63,120 | 548,671 |
| Flooring, n. e. s..... | | | | | | | | 182,654 | | | | | | | |
| AKRON | 462,407 | 314,810 | 355,819 | | 155,645 | 30,447 | | 69,107 | 308 | | 46 | 40,749 | 800 | | 48,387 |
| Operative builders..... | 1,000 | | 6,910 | | | | | | | | | | | | |
| General contractors..... | 26,765 | 28,928 | 3,988 | | 126,600 | 30,447 | | 59,107 | 308 | | | | | | 45,876 |
| Building..... | 26,765 | 28,928 | 3,988 | | 1,338 | 126 | | | 308 | | | | | | 40,876 |
| Building not specialized..... | 800 | 4,220 | 763 | | 100 | 100 | | | 308 | | | | | | 40,400 |
| Commercial building only..... | | | | | | | | | | | | | | | |
| Residential building only..... | 25,965 | 24,699 | 8,225 | | 1,238 | 25 | | | | | | | | | 476 |
| Highway..... | | | | | | | | | | | | | | | |
| Street paving..... | | | | | 28,800 | | | 5,350 | | | | | | | 5,000 |
| Sewer, gas, water, conduit..... | | | | | 96,462 | 30,322 | | 53,767 | | | | | | | |
| Subcontractors..... | 454,642 | 285,882 | 339,921 | | 29,045 | | | | | | 46 | 40,749 | 800 | | 511 |
| Electrical..... | | | 339,921 | | | | | | | | | | | | |
| Heating and plumbing..... | 454,642 | 285,882 | | | 29,045 | | | | | | 46 | | | | |
| Heating and piping..... | 343,064 | 5,000 | | | | | | | | | | | | | |
| Plumbing..... | 111,578 | 280,882 | | | 29,045 | | | | | | 46 | | | | |
| Marble and tiling..... | | | | | | | | | | | | 749 | 800 | | 511 |
| Metal work, n. e. s..... | | | | | | | | | | | | 40,000 | | | |
| CANTON | 161,177 | 160,160 | 165,224 | 135 | 23,815 | 29,135 | 3,125 | 35,274 | | | 6,107 | | 9,369 | | 2,460 |
| General contractors..... | 8,569 | 5,309 | 3,991 | 135 | 22,113 | 2,500 | 3,125 | 35,274 | | | 6,107 | | | | 2,460 |
| Building..... | 8,569 | 5,309 | 3,991 | 135 | 845 | | 110 | 187 | | | 6,107 | | | | 2,460 |
| Building not specialized..... | 8,569 | 5,309 | 3,991 | | 845 | | 110 | 187 | | | 6,107 | | | | 2,460 |
| Residential building only..... | | | | 135 | | | | | | | | | | | |
| Highway..... | | | | | 12,601 | 2,500 | 3,015 | 3,571 | | | | | | | |
| Street paving..... | | | | | 8,667 | | | 31,510 | | | | | | | |
| Subcontractors..... | 152,608 | 154,860 | 161,233 | | 1,702 | 26,635 | | | | | | | 9,369 | | 459 |
| Electrical..... | | | 161,233 | | | | | | | | | | | | |
| Heating and plumbing..... | 152,608 | 154,860 | | | 1,702 | 26,635 | | | | | | | 9,369 | | |
| Heating and piping..... | 62,987 | 26,424 | | | | 2,143 | | | | | | | 9,369 | | |
| Plumbing..... | 33,986 | 95,656 | | | | | | | | | | | | | |
| Plumbing and heating comb..... | 55,635 | 32,780 | | | 1,702 | 24,542 | | | | | | | | | |
| Masonry..... | | | | | | | | | | | | | | | |

¹ Includes the reported cost of wood piling and timber; cast forms, beads, etc.; chemicals and chemical products; and textiles and caulking materials. For total cost of these items see Table 9.

CONSTRUCTION—OHIO

995

TABLE 11.—COST OF MATERIAL FURNISHED AND USED BY REPORTING ESTABLISHMENTS DURING 1929—Con.

[See note at head of table]

| CLASSIFICATION OF ESTABLISHMENTS | Heating and ventilating equipment | Plumbing and gas-fitting equipment | Electrical appliances and supplies | Elevators and dumb-waiters, etc. | Pipe: Drain tile, vitrified, concrete, etc. | Pipe: Cast iron, sheet and tube steel, etc. | Wire cable, guards, and fencing | Bituminous paving materials, etc. | Ready-mixed concrete | Machinery | Freight, hauling or trucking to job | Metal products, n. e. s. etc. | Mineral products (non-metallic), n. e. s. | Sealing materials | Miscellaneous |
|---------------------------------------|-----------------------------------|------------------------------------|------------------------------------|----------------------------------|---------------------------------------------|---------------------------------------------|---------------------------------|-----------------------------------|----------------------|-----------|-------------------------------------|-------------------------------|-------------------------------------------|-------------------|---------------|
| CINCINNATI | \$1,942,473 | \$1,502,115 | \$784,838 | \$608,958 | \$210,043 | \$244,943 | \$8 | \$88,176 | \$47,956 | | \$115,732 | \$10,600 | \$7,347 | \$1,916 | \$416,851 |
| Operative builders | | | | | | | | | | | | | | | |
| General contractors..... | 22,476 | 62,408 | 18,991 | 864 | 197,831 | 227,101 | | 80,380 | 47,956 | | 115,007 | 110 | 246 | 1,916 | 370,744 |
| Building..... | 22,476 | 34,684 | 17,365 | 864 | 3,477 | 11,658 | | 246 | 44,757 | | | 110 | 246 | | 310,908 |
| Building not specialized..... | 20,706 | 29,417 | 10,358 | 864 | 2,627 | 11,658 | | 26 | 44,757 | | | | 240 | | 310,908 |
| Commercial building only..... | 1,770 | 5,167 | 7,007 | | 850 | | | 220 | | | | | | | |
| Residential building only..... | | 887 | | | 1,916 | 4,005 | | 27,205 | | | 72,600 | | 110 | | 718 |
| Highway..... | | | | | | | | 3,470 | | | | | | | |
| Grading..... | | | | | | | | | | | | | | | |
| Street paving..... | | 2,271 | 1,620 | | 36,571 | 109,088 | | 35,194 | 3,190 | | 42,488 | | | | 10,375 |
| Sewer, gas, water, conduit..... | | 11,912 | | | 22,476 | 5,894 | | | | | | | | 1,916 | 8,988 |
| Waterworks..... | | 12,754 | | | 133,391 | 99,450 | | 14,265 | | | | | | | 14,922 |
| Railroad..... | | | | | | | | | | | | | | | 29,783 |
| Subcontractors..... | 1,919,907 | 1,439,707 | 705,847 | 608,094 | 12,812 | 17,842 | 8 | 7,790 | | | 635 | 10,550 | 7,101 | | 46,107 |
| Carpentering and wood flooring..... | | | | | | | | | | | | | | | |
| Concreting..... | | | | | 635 | | | 7,048 | | | | | | | 1,404 |
| Electrical..... | | | 700,582 | | | | | | | | | | | | |
| Elevator construction..... | | | | 600,594 | | | | | | | | | | | |
| Heating and plumbing..... | 1,675,170 | 1,438,507 | 3,745 | | 12,093 | 10,342 | 8 | | | | | | | | 44 |
| Heating and piping..... | 1,487,761 | | 3,745 | | | 11,833 | 8 | | | | | | | | 44 |
| Pipe covering..... | 70,045 | | | | | | | | | | | | | | |
| Plumbing..... | 30,008 | 1,237,369 | | | 12,093 | 4,509 | | | | | | | | | |
| Plumbing and heating combined..... | 37,772 | 30,782 | | | | | | | | | | | | | |
| Automatic sprinkler systems..... | | 170,356 | | | | | | | | | | | | | |
| Automatic temperature control..... | 48,984 | | | | | | | | | | | | | | |
| Masonry..... | | | | | | | | | | | | | 7,101 | | 201 |
| Roofing and sheet-metal work..... | 201,286 | | | 7,500 | 84 | 1,500 | | 750 | | | | | | | 4,000 |
| Roofing..... | 18,951 | | | | | | | | | | | | | | 4,000 |
| Sheet-metal work..... | 182,335 | | | 7,500 | 84 | 1,500 | | 750 | | | | | | | |
| Marble and tiling..... | | 1,200 | 750 | | | | | | | | 635 | 10,500 | | | 76 |
| Ornamental iron..... | | | 770 | | | | | | | | | | | | |
| Soundproofing..... | 43,541 | | | | | | | | | | | | | | 40,382 |
| CLEVELAND | 2,877,741 | 1,986,949 | 1,545,022 | 3,085,010 | 604,918 | 752,024 | 21,180 | 723,246 | 190,670 | | 128,568 | 34,304 | 124,238 | 19,684 | 275,100 |
| Operative builders | | | | | | | | | | | | | | | |
| General contractors..... | 32,835 | 97,279 | 148,456 | 21,365 | 525,604 | 538,859 | 17,890 | 661,533 | 190,670 | | 110,785 | 23,417 | 124,088 | 3,390 | 158,262 |
| Building..... | 32,835 | 76,787 | 147,181 | 21,365 | 4,777 | 179,297 | 9,857 | 61,533 | 14,502 | | | | 10 | | 60,733 |
| Building not specialized..... | 335 | 15,659 | 336 | 365 | 4,209 | 3,297 | 3,857 | | 14,502 | | | | 10 | | 60,733 |
| Commercial building only..... | 1,500 | 1,000 | 450 | | | | | | | | | | | | |
| Manufacturing building only..... | | | | | | | | | | | | | | | |
| Residential building only..... | 31,000 | 60,000 | 146,000 | 21,000 | 500 | 176,000 | 0,000 | | | | | | | | |
| Highway..... | | 128 | 395 | | 08 | | | | | | | | | | |
| Bridge and culvert..... | | | | | 43,128 | 2,080 | | 447,265 | | | 76,574 | | | | 4,333 |
| Street paving..... | | | 1,060 | | 1,574 | 3,757 | | | | | 3,180 | | | | 30,839 |
| Sewer, gas, water, conduit..... | | | | | 65,486 | 4,620 | 220 | 205,167 | 2,160 | | 31,200 | | | | 27,824 |
| Waterworks..... | | 13,258 | | | 400,312 | 234,316 | | 225 | 38,452 | | 1,644 | 2,200 | | 3,390 | |
| Dredging, river, harbor, etc..... | | 5,000 | | | | 50,000 | | | | | | | | | |
| Railroad..... | | 2,284 | 215 | | 10,327 | 42,889 | 5,618 | 8,876 | 10,700 | | 4,287 | 4,717 | 124,072 | | 13,611 |
| Subcontractors..... | 2,844,906 | 1,889,670 | 1,396,566 | 3,063,645 | 75,312 | 213,165 | 3,300 | 61,713 | 124,756 | | 12,784 | 10,887 | 160 | 16,274 | 116,848 |
| Electrical..... | | | 1,396,244 | | | | 2,000 | | | | | | | | |
| Elevator construction..... | | | | 3,063,645 | | | | | | | | | | | |
| Heating and plumbing..... | 2,592,313 | 1,888,520 | 318 | | 68,593 | 213,165 | 1,300 | 400 | | | 1,861 | 887 | | | 36,016 |
| Heating and piping..... | 2,073,033 | 963,738 | 300 | | 46,050 | 129,532 | 1,300 | 400 | | | 572 | 887 | | | 35,000 |
| Pipe covering..... | | | 18 | | | | | | | | 1,289 | 887 | | | 1,016 |
| Plumbing..... | 340,917 | 808,048 | | | 21,621 | 80,892 | | | | | | | | | |
| Plumbing and heating combined..... | 76,967 | 48,484 | | | 922 | 2,741 | | | | | | | | | |
| Automatic temperature control..... | 101,396 | | | | | | | | | | | | | | |
| Automatic sprinkler systems..... | | 68,250 | | | | | | | | | | | | | |
| Masonry..... | | | | | 100 | | | | | | | | | | 150 |
| Painting and decorating..... | | | | | | | | | | | | 10,000 | | | |
| Plastering and lathing..... | | | 4 | | | | | | | | | | | | 10,500 |
| Roofing and sheet-metal work..... | 221,211 | 1,150 | | | | | | 2,050 | | | 2,872 | | | | 27,744 |
| Roofing..... | 9,918 | 1,150 | | | | | | 2,050 | | | 2,872 | | | | 0,125 |
| Sheet-metal work..... | 49,150 | | | | | | | | | | | | | | |
| Roofing and sheet metal combined..... | 162,143 | | | | | | | | | | | | | | 21,619 |
| Stonework..... | | | | | | | | | | | 8,051 | | | | |
| Marble and tiling..... | | | | | 800 | | | | | | | | 150 | | 10,300 |
| Street paving..... | | | | | | | | 55,163 | | | | | | | |
| Soundproofing..... | 31,822 | | | | 5,819 | | | | | | | | | | 32,048 |
| Metal work, n. e. s..... | | | | | | | | | | | | | | 16,274 | |
| Flooring, n. e. s..... | | | | | | | | 4,100 | | | | | | | |
| COLUMBUS | 734,434 | 686,200 | 561,829 | 89,307 | 37,692 | 100,442 | 28,629 | 552,620 | 247 | \$199,000 | 1,625 | 24,470 | 34,599 | | 71,893 |
| Operative builders | | | | | | | | | | | | | | | |
| General contractors..... | 4,421 | 111,591 | 59,049 | 32,629 | 35,529 | 98,390 | 19,629 | 307,400 | 247 | 199,000 | 1,625 | 3,470 | 12,755 | | 59,698 |
| Building..... | 1,519 | 6,027 | 14,785 | 32,629 | 2,299 | 2,159 | 8,000 | | 247 | 199,000 | 1,625 | | 12,755 | | 18,893 |
| Building not specialized..... | 1,519 | 6,027 | 14,285 | 32,629 | 2,034 | 2,159 | | | 247 | 199,000 | 1,625 | | 12,755 | | 13,793 |
| Commercial building only..... | | | | | | | 8,000 | | | | | | | | 5,000 |
| Residential building only..... | | | 500 | | 265 | | | | | | | | | | 100 |
| Highway..... | | | | | | | 3,722 | 254,511 | | | | | | | |
| Street paving..... | | | | | 3,638 | | 539 | 49,098 | | | | | | | 24,000 |
| Sewer, gas, water, conduit..... | | | | | 20,444 | 18,000 | | | | | | | | | |
| Waterworks..... | 2,902 | 105,564 | 36,832 | | 3,130 | 70,722 | 3,353 | 273 | | | | | | | 16,895 |
| Railroad..... | | | 5,032 | | 1,018 | 1,509 | | 3,524 | | | | 8,470 | | | |

CONSTRUCTION—OHIO

997

TABLE 12.—NUMBER OF AND VOLUME OF BUSINESS REPORTED BY ESTABLISHMENTS DOING A CONSTRUCTION BUSINESS OF LESS THAN \$25,000 IN 1929, PERCENTAGE OF TOTAL NUMBER OF KNOWN ESTABLISHMENTS, AND AVERAGE VOLUME PER ESTABLISHMENT

| TYPES OF WORK | OHIO 1930 population, 6,046,697 | | | | | | | | AKRON 1930 population, 255,040 | | | CANTON 1930 population, 104,906 | | | CINCINNATI 1930 population, 461,160 | | |
|------------------------------------------------------|------------------------------------|------------------|----------------|-------------|------------------------------------|--------------------|------------------|---------------------------|--------------------------------------|------------------------------------|----------------|---------------------------------------|------------------------------------|-----------------|-------------------------------------------|------------------------------------|------------------|
| | Known contracting establishments | | | | Volume of business reported | | | | Total number active in 1929 | Volume of business | | Total number active in 1929 | Volume of business | | Total number active in 1929 | Volume of business | |
| | Total number | Inactive in 1929 | Active in 1929 | | Number of reporting establishments | Per cent of active | Amount | Average per establishment | | Number of reporting establishments | Amount | | Number of reporting establishments | Amount | | Number of reporting establishments | Amount |
| | | | Number | Per cent | | | | | Number of reporting establishments | | | Amount | | | Number of reporting establishments | | |
| OHIO | | | | | | | | | | | | | | | | | |
| Total establishments canvassed (under \$25,000)..... | 7,182 | 1,196 | 6,986 | | | | | 374 | | | 76 | | | 1,116 | | | |
| Total establishments, type of work unknown..... | 578 | 11 | 567 | | 10 | 3.3 | \$118,728 | \$6,240 | 42 | 1 | \$9,517 | | | 2 | 1 | \$6,000 | |
| Total general and subcontractors classified..... | 6,604 | 185 | 6,419 | 100.0 | | | | 332 | | | 76 | | | 1,114 | 152 | | |
| Total general contractors classified..... | 1,866 | 72 | 1,824 | 28.4 | 300 | 16.9 | 3,521,452 | 11,396 | 73 | 0 | 123,620 | 17 | | 271 | 31 | 280,538 | |
| Building..... | 1,098 | 60 | 1,032 | 25.4 | 277 | 17.0 | 3,100,520 | 11,193 | 68 | 8 | 105,620 | 17 | | 259 | 30 | 263,542 | |
| Highway..... | 102 | 3 | 99 | 1.5 | 10 | 16.2 | 215,466 | 13,467 | 2 | 1 | 18,000 | | | 9 | | | |
| Sewer, gas, water, conduit..... | 37 | 2 | 35 | .5 | 7 | 20.0 | 80,470 | 12,354 | 3 | | | | | 1 | 1 | 16,996 | |
| Dam, reservoir, dredging..... | 11 | | 11 | .2 | 1 | 9.1 | 21,000 | 21,000 | | | | | | | | | |
| Street paving..... | 19 | | 19 | .3 | | | | | | | | | | | | | |
| Bridge and culvert..... | 25 | 1 | 24 | .4 | 8 | 33.3 | 97,990 | 12,240 | | | | | | 2 | | | |
| Railroad..... | 2 | | 2 | (?) | | | | | | | | | | | | | |
| Foundation..... | 2 | | 2 | (?) | | | | | | | | | | | | | |
| Total subcontractors classified..... | 4,708 | 113 | 4,595 | 71.6 | 856 | 18.6 | 7,887,106 | 9,214 | 259 | 40 | 447,267 | 50 | 11 | \$93,236 | 843 | 123 | 1,193,327 |
| Carpentering..... | 463 | 24 | 439 | 6.8 | 90 | 20.5 | 603,260 | 6,793 | 5 | | | 2 | 1 | 3,000 | 101 | 32 | 267,423 |
| Concreting..... | 210 | 6 | 204 | 3.2 | 47 | 23.0 | 379,365 | 8,072 | 2 | | | 1 | | 27 | 6 | 29,186 | |
| Electrical..... | 603 | 7 | 596 | 0.3 | 61 | 15.3 | 833,796 | 9,163 | 60 | 8 | 74,646 | 4 | | 93 | 18 | 158,499 | |
| Elevators..... | 6 | | 6 | .1 | | | | | | | | 1 | | | | | |
| Heating, ventilating, piping..... | 148 | 3 | 145 | 2.3 | 17 | 11.7 | 172,164 | 10,127 | 5 | | | 7 | | 5 | 2 | 21,574 | |
| Masonry..... | 132 | 3 | 129 | 2.0 | 35 | 27.1 | 370,014 | 10,572 | 5 | 4 | 57,680 | 4 | 1 | 1,807 | 26 | 6 | 102,952 |
| Painting and decorating..... | 811 | 14 | 797 | 12.4 | 145 | 18.2 | 1,063,170 | 7,263 | 16 | 8 | 84,225 | 6 | 1 | 22,363 | 204 | 18 | 180,641 |
| Glass and glazing..... | 34 | 1 | 33 | .5 | 1 | 3.0 | 5,000 | 5,000 | 7 | 1 | 5,000 | | | 6 | | | |
| Pipe covering..... | 4 | | 4 | .1 | | | | | | | | | | | | | |
| Plastering..... | 253 | 6 | 247 | 3.8 | 42 | 17.0 | 341,783 | 8,138 | 20 | 3 | 24,700 | 2 | | 47 | 1 | 5,000 | |
| Plumbing and heating..... | 1,227 | 35 | 1,192 | 18.6 | 241 | 20.2 | 2,554,140 | 10,598 | 72 | 8 | 95,800 | 15 | 4 | 15,175 | 199 | 29 | 298,944 |
| Sheet metal and roofing..... | 617 | 10 | 607 | 0.5 | 104 | 17.1 | 996,322 | 9,580 | 37 | 6 | 71,004 | 11 | 3 | 30,376 | 100 | 9 | 62,608 |
| Steel erection..... | 14 | 1 | 13 | .2 | 3 | 23.1 | 51,895 | 17,298 | 3 | | | | | 2 | | | |
| Stonework..... | 33 | 1 | 32 | .6 | 9 | 28.1 | 150,218 | 16,691 | 3 | 1 | 20,212 | 3 | 1 | 20,225 | 3 | | |
| Marble and tiling..... | 65 | 2 | 63 | 1.0 | 11 | 17.5 | 133,699 | 12,154 | 7 | 1 | 14,000 | 2 | | 8 | 1 | 13,000 | |
| Wrecking..... | 7 | | 7 | .1 | | | | | | | | | | | | | |
| Excavating and grading..... | 47 | | 47 | .7 | 15 | 31.9 | 179,338 | 11,956 | 4 | | | | | 2 | 2 | 23,500 | |
| Ornamental iron and metal..... | 34 | | 34 | .5 | 5 | 14.7 | 62,993 | 12,500 | 4 | | | | | 11 | | | |

¹ Of the total inactive 4 are in Akron, 1 in Canton, 6 in Cincinnati, 12 in Cleveland, 5 in Toledo, and 16 in Youngstown. The rest are in the balance of the State.
² Less than one-tenth of 1 per cent.

CONSTRUCTION—OHIO

TABLE 12.—NUMBER OF AND VOLUME OF BUSINESS REPORTED BY ESTABLISHMENTS DOING A CONSTRUCTION BUSINESS OF LESS THAN \$25,000 IN 1929, PERCENTAGE OF TOTAL NUMBER OF KNOWN ESTABLISHMENTS, AND AVERAGE VOLUME PER ESTABLISHMENT—Continued

| TYPES OF WORK | CLEVELAND 1930 population, 900,429 | | | COLUMBUS 1930 population, 290,504 | | | DAYTON 1930 population, 200,982 | | | TOLEDO 1930 population, 290,718 | | | YOUNGSTOWN 1930 population, 170,002 | | | REMAINDER OF STATE 1930 population, 3,982,896 | | |
|-------------------------------------------------|------------------------------------------|------------------------------------|-----------|-----------------------------------------|------------------------------------|----------|---------------------------------------|------------------------------------|---------|---------------------------------------|------------------------------------|-----------|-------------------------------------------|------------------------------------|-----------|-----------------------------------------------------|------------------------------------|-----------|
| | Total number active in 1929 | Volume of business | | Total number active in 1929 | Volume of business | | Total number active in 1929 | Volume of business | | Total number active in 1929 | Volume of business | | Total number active in 1929 | Volume of business | | Total number active in 1929 | Volume of business | |
| | | Number of reporting establishments | Amount | | Number of reporting establishments | Amount | | Number of reporting establishments | Amount | | Number of reporting establishments | Amount | | Number of reporting establishments | Amount | | Number of reporting establishments | Amount |
| OHIO | | | | | | | | | | | | | | | | | | |
| Total establishments canvassed (under \$25,000) | 799 | | | 442 | | | 164 | | | 655 | | | 250 | | | 3,110 | | |
| Total establishments, type of work unknown | 31 | | | 10 | | | 1 | 1 | \$1,600 | 348 | | | 18 | | | 115 | 16 | \$101,611 |
| Total general and subcontractors classified | 768 | | | 432 | | | 163 | | | 307 | | | 232 | | | 2,995 | | |
| Total general contractors classified | 118 | 12 | \$144,989 | 158 | 5 | \$72,126 | 27 | 6 | \$4,286 | 124 | 25 | \$341,810 | 94 | 29 | \$291,573 | 947 | 102 | 2,182,610 |
| Building | 105 | 11 | 122,989 | 134 | 5 | 72,126 | 25 | 6 | \$4,286 | 117 | 25 | \$341,810 | 87 | 26 | 260,315 | 820 | 100 | 1,849,832 |
| Highway | 4 | 1 | 22,000 | 12 | | | 2 | | | 2 | | | 3 | 3 | 31,258 | 65 | 11 | 144,208 |
| Sewer, gas, water, conduit | 7 | | | 1 | | | | | | 1 | | | 3 | | | 19 | 6 | 98,480 |
| Dam, reservoir, dredging | 1 | | | | | | | | | | | | | | | 10 | 1 | 21,000 |
| Street paving | 1 | | | 3 | | | | | | | | 1 | | | 15 | | | |
| Bridge and culvert | | | | 3 | | | | | | 1 | | | | | 18 | 8 | 97,990 | |
| Railroad | 1 | | | | | | | | | 1 | | | | | | | | |
| Foundation | | | | | | | | | | 2 | | | | | | | | |
| Total subcontractors classified | 650 | 153 | 1,288,370 | 279 | 28 | 311,489 | 136 | 37 | 416,205 | 183 | 34 | 357,111 | 138 | 45 | 426,273 | 2,048 | 385 | 3,353,888 |
| Carpentering | 34 | 5 | 28,126 | 4 | 4 | 35,914 | 4 | | | 5 | 4 | 24,500 | 4 | 1 | 2,800 | 280 | 43 | 241,497 |
| Concreting | 1 | 1 | 20,000 | 2 | 1 | 14,537 | 3 | | 17,340 | 5 | 1 | 20,000 | 18 | 7 | 75,073 | 145 | 31 | 203,229 |
| Electrical | 15 | | | 47 | 3 | 38,435 | 19 | 2 | 17,000 | 44 | 6 | 47,345 | 9 | 1 | 1,920 | 296 | 53 | 495,951 |
| Elevators | 1 | | | | | | 2 | | | 1 | | | 3 | | | | | |
| Heating, ventilating, piping | 61 | 9 | 82,154 | 7 | 1 | 12,370 | | | | 1 | | | 1 | | 11,299 | 50 | 4 | 44,797 |
| Masonry | 9 | 2 | 3,681 | 3 | | | 7 | 2 | 36,917 | 1 | | | 1 | | 17,400 | 73 | 19 | 149,577 |
| Painting and decorating | 166 | 32 | 230,189 | 46 | 2 | 31,862 | 19 | 6 | 62,915 | 32 | 3 | 34,390 | 22 | 11 | 64,163 | 286 | 64 | 342,432 |
| Glass and glazing | | | | 3 | | | 1 | | | 2 | | | 2 | | | 12 | | |
| Pipe covering | | | | | | | | | | | | | | | 4 | | | |
| Plastering | 14 | 2 | 21,176 | 31 | 3 | 31,376 | 6 | 6 | 68,630 | 2 | | | 10 | | | 115 | 27 | 190,897 |
| Plumbing and heating | 155 | 72 | 568,100 | 74 | 7 | 71,883 | 51 | 13 | 137,992 | 51 | 11 | 119,563 | 27 | 14 | 160,417 | 548 | 83 | 1,090,275 |
| Sheet metal and roofing | 171 | 25 | 260,164 | 33 | 3 | 18,845 | 14 | 4 | 40,100 | 24 | 6 | 73,513 | 27 | 6 | 53,311 | 181 | 42 | 350,101 |
| Steel erection | | | | | | | 2 | | 24,805 | | | | 4 | 2 | 27,090 | | | |
| Stonework | 7 | 3 | 59,781 | 7 | 2 | 31,000 | 2 | | 9,000 | 2 | | | 3 | | | 2 | 1 | 10,000 |
| Marble and tiling | 14 | | | 10 | | | 1 | | 1,500 | 7 | 1 | 16,000 | 3 | | | 11 | 7 | 89,199 |
| Wrecking | | | | 3 | | | | | | | | | | | | 2 | | |
| Excavating and grading | 2 | 2 | 25,000 | 3 | 1 | 11,000 | 2 | | | 3 | | | 4 | 1 | 6,800 | 27 | 9 | 113,038 |
| Ornamental iron and metal | | | | 6 | 1 | 14,268 | 2 | | | 3 | 2 | 21,800 | | | | 8 | 2 | 20,925 |

TABLE 13.—ESTABLISHMENTS (WHOSE BUSINESS WAS LESS THAN \$25,000 IN 1929) WHICH REPORTED THEIR VOLUME OF CONSTRUCTION WORK, CLASSIFIED BY RANGE OF VOLUME OF BUSINESS

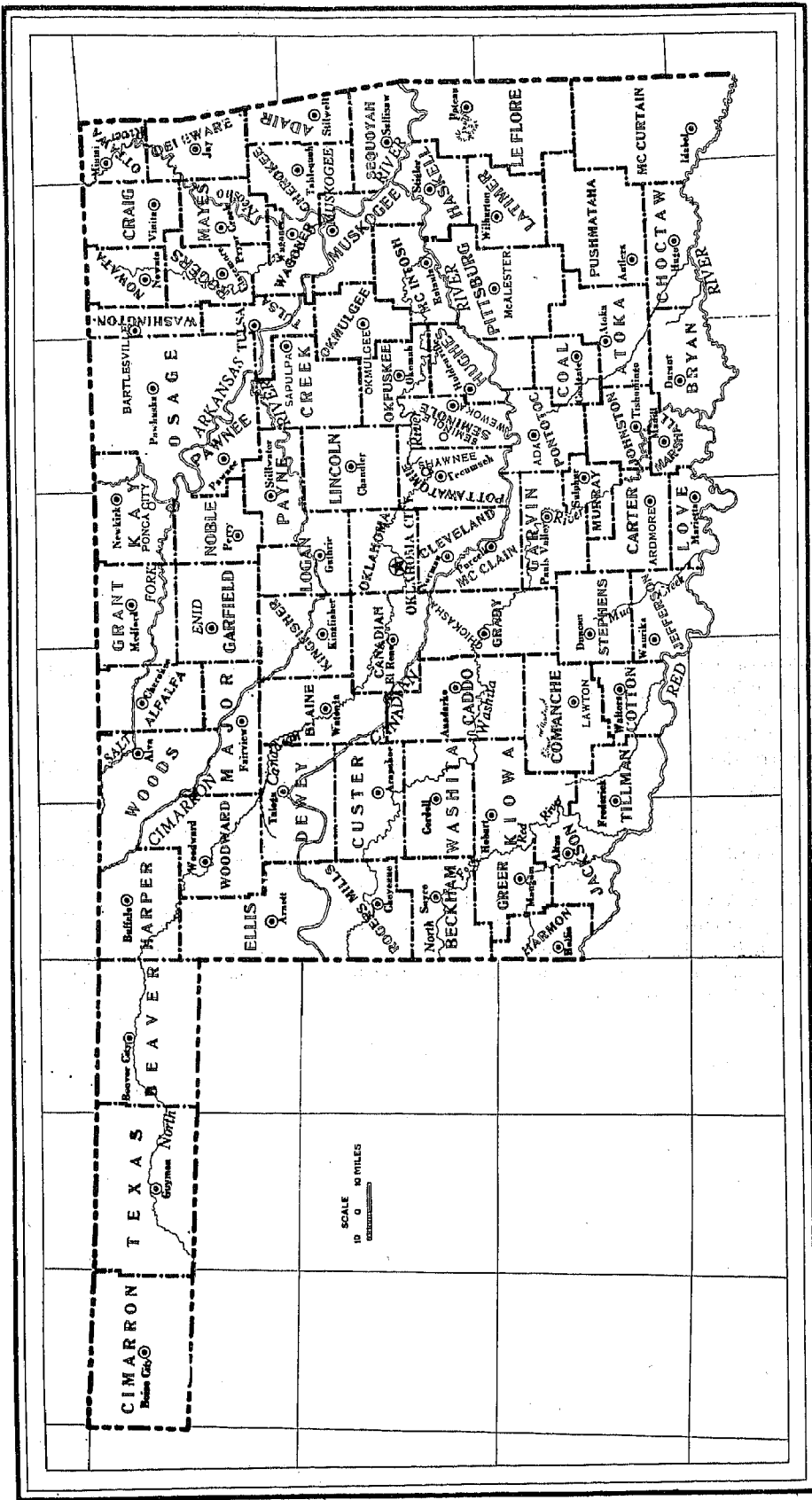
| CLASSIFICATION | Total | Less than \$2,500 | \$2,500 to \$4,999 | \$5,000 to \$7,499 | \$7,500 to \$9,999 | \$10,000 to \$12,499 | \$12,500 to \$14,999 | \$15,000 to \$17,499 | \$17,500 to \$20,000 | \$20,000 to \$22,499 | \$22,500 to \$24,999 |
|----------------------------------|-------|-------------------|--------------------|--------------------|--------------------|----------------------|----------------------|----------------------|----------------------|----------------------|----------------------|
| OHIO | | | | | | | | | | | |
| Total general and subcontractors | 1,184 | 176 | 188 | 162 | 132 | 131 | 92 | 110 | 64 | 80 | 49 |
| General contractors | 309 | 25 | 38 | 35 | 32 | 33 | 29 | 40 | 21 | 32 | 24 |
| Subcontractors | 856 | 147 | 147 | 124 | 98 | 98 | 63 | 68 | 42 | 47 | 25 |
| Type of contracting unknown | 19 | 4 | 3 | 3 | 2 | 3 | | 2 | 1 | | |

OKLAHOMA

CONTENTS

| | Page |
|----------------------------------------------------------------------------------------------------------------------------------------------------------------------------------------------------------------------------------|------|
| MAP----- | 1000 |
| TABLE 1.—Value of construction business during 1929, and principal items of expenditure----- | 1001 |
| TABLE 2.—Construction business of reporting establishments during 1929, by class of ownership and by type of work----- | 1002 |
| TABLE 3.—Construction business during 1929, by location----- | 1004 |
| TABLE 4.—Construction business outside of home State, by location----- | 1004 |
| TABLE 5.—Number and salaries of proprietors, firm members, and salaried employees: 1929----- | 1005 |
| TABLE 6.—Value of construction equipment, in comparison with construction business and wages paid during 1929----- | 1006 |
| TABLE 7.—Wage earners, by months, and wages paid during 1929----- | 1007 |
| TABLE 8.—Expenditures of reporting establishments: 1929----- | 1009 |
| TABLE 9.—Cost of materials furnished and used by reporting establishments during 1929, by kind----- | 1010 |
| TABLE 10.—Comparison of cost of designated materials furnished and used by reporting establishments during 1929, with cost of materials and value of construction business----- | 1011 |
| TABLE 11.—Cost of materials furnished and used by reporting establishments during 1929----- | 1016 |
| TABLE 12.—Number of and volume of business reported by establishments doing a construction business of less than \$25,000 in 1929, percentage of total number of known establishments, and average volume per establishment----- | 1019 |
| TABLE 13.—Establishments (whose business was less than \$25,000 in 1929) which reported their volume of construction work, classified by range of volume of business----- | 1019 |

OKLAHOMA



CONSTRUCTION—OKLAHOMA

TABLE 1.—VALUE OF CONSTRUCTION BUSINESS DURING 1929, AND PRINCIPAL ITEMS OF EXPENDITURE

[Values expressed in thousands]

| AREA, CLASSIFICATION OF ESTABLISHMENTS, AND SIZE OF BUSINESS GROUPS | Number of establishments | VALUE OF CONSTRUCTION BUSINESS | | | | | PRINCIPAL EXPENDITURES | | | | | | | |
|---------------------------------------------------------------------|--------------------------|--------------------------------|----------------------------------------------|--------------------|-----------------------|------------|------------------------|-------|----------------------------------------------|--------------------|-----------------------|------------|-------------------|--|
| | | Total | Under general contract or directly for owner | Under sub-contract | Sub-contract work lot | Wages paid | Cost of materials | Total | Under general contract or directly for owner | Under sub-contract | Sub-contract work lot | Wages paid | Cost of materials | |
| OKLAHOMA | 312 | \$56, 298 | \$48, 723 | \$7, 575 | \$7, 086 | \$13, 028 | \$22, 225 | | | | | | | |
| <i>Counties and principal cities</i> | | | | | | | | | | | | | | |
| Counties: | | | | | | | | | | | | | | |
| Caddo..... | 3 | 250 | 242 | 8 | 9 | 78 | 84 | | | | | | | |
| Canadian..... | 3 | 520 | 452 | 74 | — | 92 | 197 | | | | | | | |
| Carter..... | 4 | 312 | 312 | — | 17 | 73 | 104 | | | | | | | |
| Cleveland..... | 3 | 525 | 525 | — | 68 | 144 | 180 | | | | | | | |
| Custer..... | 3 | 145 | 88 | 57 | — | 40 | 66 | | | | | | | |
| Garfield..... | 12 | 2, 280 | 2, 079 | 201 | 301 | 479 | 1, 030 | | | | | | | |
| Garvin..... | 4 | 861 | 861 | — | 62 | 113 | 478 | | | | | | | |
| Grady..... | 7 | 837 | 807 | 30 | 116 | 253 | 334 | | | | | | | |
| Kay..... | 4 | 203 | 178 | 115 | 45 | 69 | 104 | | | | | | | |
| Muskogee..... | 8 | 1, 977 | 1, 948 | 29 | 112 | 534 | 707 | | | | | | | |
| Oklahoma..... | 110 | 22, 149 | 19, 008 | 3, 141 | 3, 209 | 4, 873 | 8, 823 | | | | | | | |
| Oklmulgee..... | 4 | 108 | 108 | — | 24 | 61 | 58 | | | | | | | |
| Payne..... | 5 | 792 | 792 | — | 21 | 223 | 367 | | | | | | | |
| Pottawatomie..... | 11 | 1, 484 | 1, 328 | 156 | 339 | 360 | 612 | | | | | | | |
| Seminole..... | 3 | 287 | 187 | 100 | — | 91 | 95 | | | | | | | |
| Tulsa..... | 95 | 20, 403 | 17, 290 | 3, 113 | 2, 359 | 4, 603 | 7, 818 | | | | | | | |
| Washington..... | 4 | 710 | 314 | 396 | 9 | 289 | 217 | | | | | | | |
| Woodward..... | 5 | 397 | 350 | 38 | 11 | 105 | 182 | | | | | | | |
| Other counties 1..... | 24 | 1, 871 | 1, 754 | 117 | 294 | 481 | 733 | | | | | | | |
| Principal cities: 2 | | | | | | | | | | | | | | |
| Oklahoma City..... | 109 | 22, 078 | 18, 937 | 3, 141 | 3, 197 | 4, 802 | 8, 807 | | | | | | | |
| Tulsa..... | 95 | 20, 403 | 17, 290 | 3, 113 | 2, 359 | 4, 603 | 7, 818 | | | | | | | |
| Classification of establishments | | | | | | | | | | | | | | |
| Operative builders..... | 13 | 2, 139 | 2, 139 | — | 761 | 360 | 749 | | | | | | | |
| General contractors..... | 162 | 42, 249 | 42, 149 | 100 | 6, 237 | 9, 801 | 15, 095 | | | | | | | |
| Building..... | 90 | 17, 340 | 17, 336 | 4 | 4, 087 | 3, 706 | 6, 352 | | | | | | | |
| Building not specialized..... | 75 | 14, 916 | 14, 912 | 4 | 4, 307 | 3, 179 | 5, 423 | | | | | | | |
| Commercial building only..... | 7 | 1, 253 | 1, 253 | — | 270 | 321 | 440 | | | | | | | |
| Residential building only..... | 8 | 1, 171 | 1, 171 | — | 401 | 206 | 489 | | | | | | | |
| Highway and grading..... | 28 | 8, 491 | 8, 489 | 2 | 399 | 2, 041 | 3, 277 | | | | | | | |
| Bridge, culvert, and railroad..... | 11 | 1, 661 | 1, 552 | 9 | 56 | 380 | 621 | | | | | | | |
| Street paving..... | 11 | 6, 890 | 6, 890 | — | 590 | 1, 178 | 3, 139 | | | | | | | |
| Sewer, gas, water, conduit..... | 11 | 3, 565 | 3, 561 | 4 | 115 | 883 | 1, 578 | | | | | | | |
| Dam, reservoir and waterworks..... | 4 | 1, 061 | 980 | 80 | 80 | 344 | 342 | | | | | | | |
| Oil and natural gas pipe line..... | 4 | 2, 995 | 2, 995 | — | 5 | 1, 180 | 258 | | | | | | | |
| Other classes 3..... | 3 | 840 | 340 | — | 5 | 90 | 127 | | | | | | | |
| Subcontractors..... | 137 | 11, 900 | 4, 435 | 7, 475 | 88 | 2, 858 | 5, 782 | | | | | | | |
| Electrical..... | 28 | 1, 800 | 317 | 1, 552 | 471 | 870 | 844 | | | | | | | |
| Heating and plumbing..... | 57 | 4, 792 | 2, 469 | 2, 322 | 43 | 1, 069 | 2, 678 | | | | | | | |
| Heating and pipe covering..... | 8 | 911 | 334 | 577 | 31 | 140 | 504 | | | | | | | |
| Plumbing..... | 35 | 2, 047 | 1, 343 | 1, 304 | — | 653 | 1, 608 | | | | | | | |
| Plumbing and heating combined..... | 14 | 1, 233 | 792 | 441 | 12 | 277 | 666 | | | | | | | |
| Masonry 4..... | 4 | 404 | 124 | 270 | — | 96 | 163 | | | | | | | |
| Painting and decorating..... | 5 | 160 | 32 | 164 | — | 82 | 64 | | | | | | | |
| Plastering and lathing..... | 5 | 414 | 58 | 350 | — | 178 | 134 | | | | | | | |
| Roofing and sheet-metal work..... | 20 | 1, 364 | 415 | 948 | 5 | 274 | 640 | | | | | | | |
| Roofing..... | 10 | 812 | 275 | 537 | 5 | 133 | 394 | | | | | | | |
| Sheet-metal work..... | 5 | 292 | 51 | 241 | — | 90 | 123 | | | | | | | |
| Roofing and sheet metal combined..... | 5 | 259 | 89 | 170 | — | 51 | 130 | | | | | | | |
| Marble and tiling..... | 8 | 1, 230 | 514 | 722 | 15 | 284 | 521 | | | | | | | |
| Metal work, n. e. s. 5..... | 9 | 1, 372 | 450 | 922 | 25 | 306 | 704 | | | | | | | |
| Other classes 6..... | 4 | 262 | 55 | 207 | — | 97 | 2 | | | | | | | |
| Size of business groups | | | | | | | | | | | | | | |
| General contractors 7..... | 175 | 44, 388 | 44, 288 | 100 | 6, 998 | 10, 170 | 16, 444 | | | | | | | |
| \$25, 000 to \$49, 999..... | 23 | 844 | 842 | 2 | 127 | 160 | 420 | | | | | | | |
| \$50, 000 to \$99, 999..... | 44 | 3, 258 | 3, 255 | 3 | 549 | 720 | 1, 251 | | | | | | | |
| \$100, 000 to \$199, 999..... | 37 | 5, 282 | 5, 267 | 15 | 1, 120 | 1, 147 | 1, 999 | | | | | | | |
| \$200, 000 to \$499, 999..... | 44 | 13, 690 | 13, 610 | 80 | 2, 094 | 3, 463 | 5, 125 | | | | | | | |
| \$500, 000 to \$999, 999..... | 23 | 15, 092 | 15, 092 | — | 2, 684 | 3, 452 | 5, 142 | | | | | | | |
| \$1, 000, 000 and over..... | 4 | 6, 225 | 6, 225 | — | 418 | 1, 228 | 2, 505 | | | | | | | |
| Building contractors 7..... | 103 | 19, 478 | 19, 475 | 4 | 5, 748 | 4, 075 | 7, 101 | | | | | | | |
| \$25, 000 to \$49, 999..... | 20 | 730 | 729 | 1 | 115 | 143 | 381 | | | | | | | |
| \$50, 000 to \$99, 999..... | 28 | 2, 083 | 2, 083 | — | 466 | 441 | 877 | | | | | | | |
| \$100, 000 to \$199, 999..... | 24 | 3, 446 | 3, 442 | 3 | 1, 056 | 845 | 1, 372 | | | | | | | |
| \$200, 000 to \$499, 999..... | 20 | 6, 116 | 6, 116 | — | 1, 787 | 1, 341 | 2, 208 | | | | | | | |
| \$500, 000 to \$999, 999..... | 11 | 7, 104 | 7, 104 | — | 2, 330 | 1, 505 | 2, 373 | | | | | | | |
| \$1, 000, 000 and over..... | | | | | | | | | | | | | | |
| Subcontractors..... | 137 | 11, 900 | 4, 435 | 7, 475 | 88 | 2, 858 | 5, 782 | | | | | | | |
| \$25, 000 to \$49, 999..... | 49 | 1, 737 | 604 | 1, 133 | 14 | 430 | 826 | | | | | | | |
| \$50, 000 to \$99, 999..... | 55 | 3, 795 | 1, 279 | 2, 516 | 3 | 978 | 1, 696 | | | | | | | |
| \$100, 000 to \$199, 999..... | 23 | 2, 927 | 871 | 2, 056 | 71 | 608 | 1, 486 | | | | | | | |
| \$200, 000 to \$499, 999..... | 9 | 2, 787 | 1, 270 | 1, 517 | — | 769 | 1, 300 | | | | | | | |
| \$500, 000 to \$999, 999..... | 1 | 660 | 410 | 250 | — | 74 | 475 | | | | | | | |
| \$1, 000, 000 and over..... | | | | | | | | | | | | | | |
| OKLAHOMA CITY | 109 | \$22, 078 | \$18, 937 | \$3, 141 | \$3, 197 | \$4, 802 | \$8, 807 | | | | | | | |
| Classification of establishments | | | | | | | | | | | | | | |
| Operative builders..... | 8 | 1, 140 | 1, 140 | — | 260 | 261 | 460 | | | | | | | |
| General contractors..... | 49 | 16, 602 | 16, 510 | 80 | 2, 867 | 3, 641 | 6, 263 | | | | | | | |
| Building..... | 22 | 7, 251 | 7, 251 | — | 2, 407 | 1, 332 | 2, 477 | | | | | | | |
| Highway and street paving..... | 11 | 4, 951 | 4, 951 | — | 160 | 1, 094 | 2, 119 | | | | | | | |
| Bridge and culvert..... | 7 | 1, 051 | 1, 050 | 1 | 47 | 251 | 452 | | | | | | | |
| Sewer, gas, water, conduit..... | 6 | 2, 437 | 2, 433 | 4 | 93 | 651 | 904 | | | | | | | |
| Other classes 8..... | 3 | 913 | 833 | 80 | 80 | 313 | 311 | | | | | | | |
| Subcontractors..... | 52 | 4, 337 | 1, 281 | 3, 055 | 64 | 960 | 2, 085 | | | | | | | |
| Electrical..... | 11 | 792 | 130 | 662 | — | 222 | 362 | | | | | | | |
| Heating and plumbing..... | 21 | 1, 673 | 808 | 864 | 34 | 292 | 908 | | | | | | | |
| Heating and piping..... | 6 | 565 | 334 | 231 | 31 | 66 | 322 | | | | | | | |
| Plumbing..... | 12 | 781 | 360 | 421 | — | 171 | 420 | | | | | | | |
| Plumbing and heating combined..... | 3 | 320 | 114 | 212 | 3 | 50 | 165 | | | | | | | |
| Plastering, marble, and tiling..... | 5 | 628 | 45 | 583 | — | 181 | 242 | | | | | | | |
| Roofing and sheet-metal work..... | 9 | 780 | 224 | 556 | 5 | 153 | 403 | | | | | | | |
| Roofing..... | 5 | 503 | 157 | 346 | 5 | 93 | 261 | | | | | | | |
| Roofing and sheet metal combined..... | 4 | 277 | 67 | 210 | — | 60 | 142 | | | | | | | |
| Metal work, n. e. s. 9..... | 3 | 223 | — | 223 | 25 | 33 | 123 | | | | | | | |
| Other classes 9..... | 3 | 241 | 74 | 166 | — | 79 | 48 | | | | | | | |
| Size of business groups | | | | | | | | | | | | | | |
| General contractors 7..... | 57 | 17, 742 | 17, | | | | | | | | | | | |

CONSTRUCTION—OKLAHOMA

TABLE 1.—VALUE OF CONSTRUCTION BUSINESS DURING 1929, AND PRINCIPAL ITEMS OF EXPENDITURE—Continued

[Values expressed in thousands]

| AREA, CLASSIFICATION OF ESTABLISHMENTS, AND SIZE OF BUSINESS GROUPS | Number of establishments | VALUE OF CONSTRUCTION BUSINESS | | | | | PRINCIPAL EXPENDITURES | | | | | | | |
|---------------------------------------------------------------------|--------------------------|--------------------------------|----------------------------------------------|--------------------|-----------------------|------------|------------------------|-------|----------------------------------------------|--------------------|-----------------------|------------|-------------------|---------|
| | | Total | Under general contract or directly for owner | Under sub-contract | Sub-contract work let | Wages paid | Cost of materials | Total | Under general contract or directly for owner | Under sub-contract | Sub-contract work let | Wages paid | Cost of materials | |
| | | | | | | | | | | | | | | |
| TULSA—Continued | | | | | | | | | | | | | | |
| <i>Size of business groups—Con.</i> | | | | | | | | | | | | | | |
| General contractors—Continued. | | | | | | | | | | | | | | |
| Building contractors ⁷ | 30 | \$5,567 | \$5,564 | \$3 | \$1,808 | \$1,047 | \$1,897 | 50 | \$5,526 | \$2,416 | \$3,110 | \$15 | \$1,280 | \$2,821 |
| \$25,000 to \$49,999..... | 5 | 209 | 209 | 0 | 41 | 39 | 92 | 14 | 526 | 146 | 380 | 0 | 120 | 239 |
| \$50,000 to \$99,999..... | 7 | 517 | 517 | 0 | 180 | 97 | 154 | 20 | 1,800 | 410 | 950 | 0 | 358 | 549 |
| \$100,000 to \$199,999..... | 10 | 1,592 | 1,589 | 3 | 691 | 231 | 451 | 9 | 1,177 | 219 | 658 | 15 | 253 | 611 |
| \$200,000 to \$499,999..... | 5 | 1,599 | 1,599 | 0 | 395 | 345 | 695 | 6 | 1,804 | 1,230 | 574 | 0 | 478 | 947 |
| \$500,000 to \$999,999..... | 3 | 1,651 | 1,651 | 0 | 495 | 335 | 504 | 1 | 661 | 411 | 250 | 0 | 74 | 476 |
| Subcontractors..... | | | | | | | | | | | | | | |
| \$25,000 to \$49,999..... | 14 | 526 | 526 | 0 | 180 | 97 | 154 | 14 | 526 | 146 | 380 | 0 | 120 | 239 |
| \$50,000 to \$99,999..... | 20 | 1,800 | 1,800 | 0 | 691 | 231 | 451 | 20 | 1,800 | 410 | 950 | 0 | 358 | 549 |
| \$100,000 to \$199,999..... | 9 | 1,177 | 1,177 | 0 | 395 | 345 | 695 | 9 | 1,177 | 219 | 658 | 15 | 253 | 611 |
| \$200,000 to \$499,999..... | 6 | 1,804 | 1,804 | 0 | 495 | 335 | 504 | 6 | 1,804 | 1,230 | 574 | 0 | 478 | 947 |
| \$500,000 to \$999,999..... | 1 | 661 | 661 | 0 | 180 | 97 | 154 | 1 | 661 | 411 | 250 | 0 | 74 | 476 |

¹ Includes Beaver, Blaine, Craig, Creek, Greer, Jackson, Kiowa, Logan, Murray, Noble, Okfuskee, Osage, Ottawa, Pittsburg, Pontotoc, Stephens, Tillman, Woods, for which data can not be shown separately without revealing individual operations. From areas other than those listed, no reports were received from establishments which handled as much as \$25,000 business during 1929.
² Figures are included in respective county totals.
³ Includes central station, light and power plant; and telephone line and system.
⁴ Includes concreting; and stone work.
⁵ Includes steel erection; and ornamental iron.
⁶ Includes excavating; pipe line; and rental of equipment, trucking, etc.
⁷ Includes operative builders.
⁸ Includes dam and reservoir; waterworks; and central station, light and power plant.
⁹ Includes masonry; painting and decorating; and rental of equipment, trucking, etc.
¹⁰ Includes bridge and culvert; sewer, gas, water, conduit; and telephone line and system.
¹¹ Includes heating and piping; and pipe covering.
¹² Includes concreting; and masonry.
¹³ Includes painting and decorating; steel erection; excavating; metal work, n. e. s.; and pipe line.

TABLE 2.—CONSTRUCTION BUSINESS OF REPORTING ESTABLISHMENTS DURING 1929, BY CLASS OF OWNERSHIP AND BY TYPE OF WORK

| CLASS OF OWNERSHIP AND TYPE OF CONSTRUCTION WORK | CONSTRUCTION BUSINESS REPORTED BY— | | | | | | CLASS OF OWNERSHIP AND TYPE OF CONSTRUCTION WORK | CONSTRUCTION BUSINESS REPORTED BY— | | | | | |
|-----------------------------------------------------------------|------------------------------------|--------------|----------------------------------|--------------|------------------|--------------|-----------------------------------------------------------------|------------------------------------|--------------|----------------------------------|-----------|------------------|-----------|
| | All classes of establishments | | General contractors ¹ | | Subcontractors | | | All classes of establishments | | General contractors ¹ | | Subcontractors | |
| | Number reporting | Value | Number reporting | Value | Number reporting | Value | | Number reporting | Value | Number reporting | Value | Number reporting | Value |
| OKLAHOMA | | | | | | | | | | | | | |
| All construction business..... | 312 | \$56,297,840 | 175 | \$44,388,681 | 137 | \$11,909,159 | OKLAHOMA—Continued | | | | | | |
| Distribution not reported..... | 31 | 3,272,049 | 0 | 1,859,270 | 22 | 1,412,773 | All business under general contract or directly for owners—Con. | | | | | | |
| Distributed by class of ownership..... | 281 | 53,025,791 | 166 | 42,529,405 | 115 | 10,496,386 | Distributed by class—Con. | | | | | | |
| Private..... | 230 | 26,904,600 | 118 | 18,108,355 | 112 | 8,886,145 | Highway and street..... | 45 | \$14,285,139 | 44 | (?) | 1 | (?) |
| Quasi public or community..... | 48 | 2,973,784 | 25 | 2,326,587 | 23 | 637,147 | Railroad and car line..... | 3 | 194,908 | 3 | \$194,908 | 0 | 0,683,818 |
| Public..... | 137 | 23,057,557 | 92 | 22,084,463 | 45 | 973,094 | Public works and utilities..... | 47 | 9,784,647 | 42 | 0,683,818 | 5 | \$100,829 |
| Distribution not reported..... | 21 | 1,184,772 | 13 | 944,027 | 8 | 240,745 | Distribution not reported..... | 1 | 97,124 | 1 | 97,124 | 0 | 0 |
| Distributed by class of public ownership..... | 116 | 21,872,785 | 79 | 21,140,436 | 37 | 732,349 | Distributed by class..... | 46 | 9,687,523 | 41 | 9,686,894 | 5 | 100,829 |
| Federal..... | 15 | 1,097,456 | 10 | 1,075,089 | 5 | 22,367 | Bridge, tunnel, etc..... | 16 | 1,621,105 | 16 | 1,621,105 | 0 | 0 |
| State..... | 59 | 7,956,156 | 47 | 7,693,709 | 12 | 262,447 | Central station, light and power plant..... | 4 | 211,653 | 3 | (?) | 1 | (?) |
| County or township..... | 43 | 2,827,500 | 31 | 2,748,502 | 12 | 78,938 | Dock, pier, retaining wall, etc..... | 1 | 0 | 1 | 0 | 0 | |
| Municipal..... | 64 | 9,991,673 | 41 | 9,623,076 | 23 | 308,597 | Flood control, irrigation, and land drainage..... | 4 | 569,490 | 4 | 569,490 | 0 | 0 |
| All business under general contract or directly for owners..... | 237 | 48,722,792 | 177 | 44,288,188 | 60 | 4,434,514 | Sewage disposal and drainage..... | 18 | 2,238,593 | 17 | (?) | 1 | (?) |
| Distribution not reported..... | 2 | 127,928 | 1 | 90,084 | 1 | 37,844 | Water supply..... | 11 | 1,208,526 | 10 | (?) | 1 | (?) |
| Distributed by class..... | 235 | 48,594,774 | 176 | 44,198,104 | 59 | 4,396,670 | Oil and natural-gas pipeline..... | 5 | 3,034,474 | 4 | (?) | 1 | (?) |
| Building..... | 169 | 23,841,558 | 111 | 19,605,717 | 58 | 4,235,841 | Other classes ² | 6 | 803,682 | 5 | (?) | 1 | (?) |
| Distribution not reported..... | 13 | 1,777,952 | 6 | 1,331,312 | 7 | 390,640 | Air transport work..... | 6 | 71,537 | 5 | (?) | 1 | (?) |
| Distributed by class..... | 153 | 22,063,600 | 105 | 18,224,405 | 48 | 3,839,201 | Miscellaneous..... | 5 | 416,985 | 5 | 416,985 | 0 | 0 |
| Commercial..... | 92 | 6,824,575 | 68 | 5,745,864 | 24 | 1,078,711 | All business under subcontract..... | 113 | 7,575,138 | 7 | 100,493 | 106 | 7,474,645 |
| Educational..... | 49 | 2,748,064 | 33 | 2,520,129 | 16 | 228,535 | Distribution not reported..... | 2 | 118,326 | 2 | 118,326 | 0 | 0 |
| Hotel..... | 29 | 2,519,133 | 18 | 2,313,551 | 11 | 205,582 | Distributed by class..... | 111 | 7,456,812 | 7 | 100,493 | 104 | 7,356,319 |
| Hospital and institutional..... | 24 | 960,705 | 14 | 901,699 | 10 | 59,006 | Concreting..... | 2 | 0 | 1 | (?) | 1 | (?) |
| Manufacturing..... | 9 | 221,911 | 3 | 84,902 | 6 | 137,009 | Masonry..... | 1 | 280,739 | 1 | (?) | 1 | (?) |
| Military and naval..... | 1 | 0 | 0 | 0 | 0 | 0 | Stone work..... | 1 | 0 | 1 | (?) | 1 | (?) |
| Public: Courts, jails, etc..... | 7 | 182,935 | 4 | 168,420 | 3 | 14,515 | Electrical..... | 27 | 1,593,306 | 27 | 1,593,306 | 0 | 0 |
| Religious and memorial..... | 21 | 1,160,322 | 12 | 1,058,520 | 9 | 101,802 | Heating and plumbing..... | 2 | 2,264,941 | 2 | 2,264,941 | 0 | 0 |
| Residential..... | 94 | 6,231,548 | 60 | 4,806,572 | 34 | 1,424,976 | Heating and piping..... | 19 | 426,862 | 19 | 426,862 | 0 | 0 |
| Social and recreational..... | 12 | 396,986 | 10 | 0 | 2 | 0 | Pipe covering..... | 3 | 287,650 | 3 | 287,650 | 0 | 0 |
| Air transport..... | 3 | 46,059 | 2 | 496,246 | 1 | 21,802 | Plumbing..... | 28 | 1,220,525 | 28 | 1,220,525 | 0 | 0 |
| Rail and water transportation..... | 4 | 75,083 | 3 | 0 | 1 | 0 | Plumbing and heating combined..... | 6 | 329,904 | 6 | 329,904 | 0 | 0 |
| Miscellaneous..... | 20 | 696,685 | 11 | 128,482 | 9 | 567,203 | Painting and decorating..... | 5 | 163,746 | 5 | 163,746 | 0 | 0 |
| | | | | | | | Plastering and lathing..... | 5 | 355,885 | 5 | 355,885 | 0 | 0 |

See footnotes at end of table.

CONSTRUCTION—OKLAHOMA

1003

TABLE 2.—CONSTRUCTION BUSINESS OF REPORTING ESTABLISHMENTS DURING 1929, BY CLASS OF OWNERSHIP AND BY TYPE OF WORK—Continued

| CLASS OF OWNERSHIP AND TYPE OF CONSTRUCTION WORK | CONSTRUCTION BUSINESS REPORTED BY— | | | | | | CLASS OF OWNERSHIP AND TYPE OF CONSTRUCTION WORK | CONSTRUCTION BUSINESS REPORTED BY— | | | | | |
|-----------------------------------------------------------------|------------------------------------|------------|----------------------------------|--------------|------------------|-----------|--------------------------------------------------|------------------------------------|-------|----------------------------------|-------|------------------|-------|
| | All classes of establishments | | General contractors ¹ | | Subcontractors | | | All classes of establishments | | General contractors ¹ | | Subcontractors | |
| | Number reporting | Value | Number reporting | Value | Number reporting | Value | | Number reporting | Value | Number reporting | Value | Number reporting | Value |
| OKLAHOMA—Continued | | | | | | | OKLAHOMA CITY—Continued | | | | | | |
| All business under subcontract—Continued. | | | | | | | All business under subcontract—Continued. | | | | | | |
| Distributed by class—Contd. | | | | | | | Distributed by class—Contd. | | | | | | |
| Roofing and sheet metal work..... | 9 | \$905,153 | | | 9 | \$500,550 | 5 | \$583,481 | | | 5 | \$583,481 | |
| Roofing..... | 9 | 500,550 | | | | | 505,492 | | | | | 505,492 | |
| Sheet-metal work..... | 11 | 294,997 | | | 11 | 294,997 | 4 | 280,857 | | | 4 | 280,857 | |
| Roofing and sheet metal combined..... | 4 | 109,606 | | | 4 | 109,606 | 6 | 218,635 | | | 6 | 218,635 | |
| Steel erection..... | 4 | 400,305 | 1 | (?) | 3 | (?) | 4 | 222,754 | | | 4 | 222,754 | |
| Marble and tiling..... | 5 | 061,501 | | | 5 | 061,501 | 6 | 253,030 | | | 3 | 167,620 | |
| Excavating..... | 5 | 95,435 | 3 | (?) | 2 | (?) | 3 | 896,010 | | | | | |
| Metal work, n. e. s..... | 4 | 522,893 | | | 4 | 522,893 | 6 | | | | 6 | | |
| Rental of equipment, trucking, etc..... | 2 | 110,483 | 1 | (?) | 1 | (?) | 2 | | | | 2 | | |
| Miscellaneous, n. e. s..... | 1 | | | | 1 | | 2 | | | | 2 | | |
| Other classes ² | 6 | 102,425 | 4 | (?) | 2 | (?) | 3 | | | | 3 | | |
| OKLAHOMA CITY | | | | | | | TULSA | | | | | | |
| All construction business..... | 109 | 22,078,220 | 57 | \$17,741,560 | 52 | 4,336,660 | 05 | 20,402,773 | 45 | 14,876,587 | 50 | 5,526,186 | |
| Distribution not reported..... | 10 | 907,781 | 2 | 223,777 | 8 | 684,004 | 9 | 638,587 | 2 | 162,224 | 7 | 476,363 | |
| Distributed by class of ownership..... | 99 | 21,170,430 | 55 | 17,517,783 | 44 | 3,652,650 | 86 | 19,704,186 | 43 | 14,714,363 | 43 | 5,040,823 | |
| Private..... | 79 | 9,471,922 | 36 | 6,350,473 | 43 | 3,115,449 | 78 | 12,246,181 | 36 | 8,084,853 | 42 | 4,161,828 | |
| Quasi public or community..... | 11 | 1,430,922 | 5 | 1,361,171 | 6 | 78,751 | 16 | 652,503 | 3 | 111,430 | 13 | 541,067 | |
| Public..... | 54 | 10,268,595 | 36 | 9,800,139 | 18 | 458,456 | 27 | 6,865,502 | 13 | 6,518,074 | 14 | 347,428 | |
| Distribution not reported..... | 6 | 553,542 | 3 | 419,324 | 3 | 134,218 | 5 | 133,100 | 2 | 50,600 | 3 | 70,500 | |
| Distributed by class of public ownership..... | 48 | 9,705,053 | 33 | 9,380,815 | 15 | 324,238 | 22 | 6,732,402 | 11 | 6,461,474 | 11 | 270,928 | |
| Federal..... | 5 | 211,803 | 4 | | 1 | | 4 | 684,992 | 3 | (?) | 1 | (?) | |
| State..... | 32 | 3,403,032 | 23 | 3,433,980 | 9 | 180,915 | 6 | 1,557,235 | 6 | 1,557,235 | | | |
| County or township..... | 19 | 1,827,821 | 14 | 1,784,678 | 5 | 43,143 | 8 | 422,805 | 4 | (?) | 4 | (?) | |
| Municipal..... | 24 | 4,262,337 | 18 | 4,162,157 | 0 | 100,180 | 17 | 4,007,370 | 8 | 3,820,472 | 9 | 240,898 | |
| All business under general contract or directly for owners..... | 77 | 18,936,821 | 57 | 17,055,560 | 20 | 1,281,271 | 65 | 17,289,576 | 45 | 14,873,674 | 20 | 2,415,902 | |
| Building..... | 53 | 9,782,006 | 33 | 8,500,735 | 20 | 1,281,271 | 49 | 7,913,618 | 30 | 5,503,930 | 19 | 2,349,638 | |
| Distribution not reported..... | 5 | 392,789 | 1 | 100,000 | 4 | 292,789 | 5 | 1,094,415 | 3 | 1,014,564 | 2 | 69,851 | |
| Distributed by class..... | 48 | 9,380,217 | 32 | 8,400,735 | 16 | 988,482 | 44 | 6,829,203 | 27 | 4,540,416 | 17 | 2,279,787 | |
| Commercial..... | 26 | 2,941,392 | 20 | 2,722,068 | 6 | 218,424 | 27 | 2,661,578 | 17 | 1,845,626 | 10 | 515,952 | |
| Educational..... | 12 | 1,081,011 | 9 | 1,010,383 | 3 | 70,628 | 11 | 708,034 | 5 | | 6 | | |
| Hotel..... | 7 | 610,812 | 3 | 580,300 | 4 | 30,506 | 4 | 162,000 | 2 | 745,919 | 4 | 302,306 | |
| Hospital and institutional..... | 10 | 637,462 | 8 | | 2 | | 5 | 88,190 | 2 | | 3 | | |
| Manufacturing..... | 3 | 63,301 | 1 | 640,067 | 2 | 51,600 | 2 | 154,000 | 1 | | 1 | | |
| Military and naval..... | 1 | | 1 | (?) | | | 2 | 138,597 | 1 | 119,000 | 1 | 173,597 | |
| Public: Courts, jails, etc..... | 1 | 302,694 | | | | | 20 | 2,440,609 | 16 | 1,785,556 | 13 | 655,053 | |
| Social and recreational..... | 4 | | 3 | (?) | 1 | (?) | 2 | 16,559 | 1 | | 1 | | |
| Religious and memorial..... | 5 | 734,095 | 3 | (?) | 2 | (?) | 1 | 16,559 | 1 | 53,315 | 1 | 332,880 | |
| Residential..... | 26 | 2,796,584 | 16 | 2,347,154 | 10 | 449,430 | 5 | 369,636 | 2 | | 3 | | |
| Miscellaneous..... | 9 | 221,206 | 6 | 75,917 | 3 | 145,349 | 6 | 3,816,619 | 6 | 3,816,619 | 4 | 61,264 | |
| Highway and street..... | 16 | 5,521,223 | 16 | 5,521,223 | | | 14 | 5,096,769 | 10 | 5,035,506 | 4 | | |
| Public works and utilities..... | 19 | 3,600,751 | 19 | 3,600,751 | | | 5 | 460,984 | 4 | (?) | 1 | (?) | |
| Distribution not reported..... | 1 | 97,124 | 1 | 97,124 | | | 5 | 680,612 | 4 | 2,994,909 | 4 | (?) | |
| Distributed by class..... | 18 | 3,503,627 | 18 | 3,503,627 | | | 4 | 2,994,909 | 4 | 2,994,909 | 2 | (?) | |
| Bridge, tunnel, etc..... | 9 | 1,144,749 | 9 | 1,144,749 | | | 1 | | 1 | (?) | | | |
| Dock, pier, retaining wall, etc..... | 1 | 401,191 | 1 | 401,191 | | | 1 | 960,264 | 2 | (?) | | | |
| Flood control, irrigation, and land drainage..... | 3 | | 3 | | | | 1 | 1 | 1 | (?) | | | |
| Sewage disposal and drainage..... | 0 | 1,360,799 | 0 | 1,360,799 | | | 1 | 1 | 1 | (?) | | | |
| Water supply..... | 3 | 425,835 | 3 | 425,835 | | | 1 | 1 | 1 | (?) | | | |
| Central station, light and power plant..... | 2 | 102,053 | 2 | 102,053 | | | 1 | 1 | 1 | (?) | | | |
| Miscellaneous..... | 1 | 32,841 | 1 | 32,841 | | | 1 | 1 | 1 | (?) | | | |
| Railroad and car line..... | 1 | | 1 | | | | 1 | 1 | 1 | (?) | | | |
| Air transport work..... | 1 | | 1 | | | | 2 | 462,570 | 2 | 457,570 | 1 | 5,000 | |
| Miscellaneous, n. e. s..... | 1 | | 1 | | | | 2 | | 2 | | | | |
| All business under subcontract..... | 47 | 3,141,399 | 3 | 80,010 | 44 | 3,055,389 | 39 | 3,113,197 | 1 | (?) | 38 | (?) | |
| Distribution not reported..... | 1 | 57,767 | | | 1 | 57,767 | 1 | 60,559 | | | 1 | 60,559 | |
| Distributed by class..... | 40 | 3,083,632 | 3 | 80,010 | 48 | 2,997,622 | 38 | 3,052,638 | 1 | (?) | 37 | (?) | |
| Electrical..... | 10 | 661,659 | | | 10 | 661,659 | 3 | 280,154 | 1 | (?) | 2 | (?) | |
| Heating and plumbing..... | 13 | 497,618 | | | 13 | 497,618 | 9 | 597,478 | | | 9 | 597,478 | |
| Plumbing..... | 7 | 358,998 | | | 7 | 358,998 | 9 | 949,189 | | | 8 | 414,694 | |
| Heating and pipe covering..... | 7 | | | | 7 | | 4 | 345,938 | | | 4 | 345,938 | |
| Plumbing and heating combined..... | 2 | | | | 2 | | 3 | 188,554 | | | 3 | 188,554 | |
| Plastering, marble and tiling..... | 5 | 433,905 | | | 5 | 433,905 | 5 | 433,905 | | | 5 | 433,905 | |
| Roofing and sheet metal work..... | 4 | 193,693 | | | 4 | 193,693 | 5 | 325,778 | | | 5 | 325,778 | |
| Roofing..... | 4 | 193,693 | | | 4 | 193,693 | 4 | 193,693 | | | 4 | 193,693 | |
| Sheet metal work..... | 4 | 132,085 | | | 4 | 132,085 | 7 | 460,142 | 1 | (?) | 6 | (?) | |
| Other classes ³ | 7 | 460,142 | | | 7 | 460,142 | | | | | | | |

¹ Includes operative builders.
² Value omitted in order to avoid disclosing individual operations. The amounts omitted are, however, included in the respective totals.
³ Includes establishments reporting the following types of work: General contractors—Refuse-disposal plant, 1; park, grounds, etc., 1; telephone line and system, 1; miscellaneous, n. e. s., 2. Subcontractors—Miscellaneous, n. e. s., 1.
⁴ Includes 1 establishment reporting ornamental iron work.
⁵ Includes establishments reporting the following types of work: General contractors—Carpentering, 1; bridge and culvert, 2; foundation, 1; subcontractors—Carpentering, 1; pipe line, 1.
⁶ Includes 1 establishment reporting steel erection and 1 reporting ornamental iron.
⁷ Includes establishments reporting the following types of work: General contractors—Excavating, 1; excavating and bridge and culvert, 1; excavating and foundation, 1; subcontractors—Painting and decorating, 1; excavating, 1; rental of equipment, 1.
⁸ Includes establishments reporting the following types of work: General contractors—Carpentering, 1; subcontractors—Carpentering, 1; painting and decorating, 1; steel erection, 1; excavating, 1; metal work, n. e. s., 1; pipe line, 1.

CONSTRUCTION—OKLAHOMA

TABLE 3.—CONSTRUCTION BUSINESS DURING 1929, BY LOCATION

| CLASSIFICATION OF ESTABLISHMENTS | Establishments reporting | Total | In home city | In home State | Outside home State | CLASSIFICATION OF ESTABLISHMENTS | Establishments reporting | Total | In home city | In home State | Outside home State |
|----------------------------------|--------------------------|--------------|--------------|---------------|--------------------|----------------------------------|--------------------------|---------------|--------------|---------------|--------------------|
| | | | | | | | | | | | |
| OKLAHOMA | | | | | | OKLAHOMA CITY—Con. | | | | | |
| Operative builders | 13 | 2, 138, 670 | 2, 136, 000 | 2, 138, 670 | ----- | General contractors—Continued | 7 | \$1, 050, 555 | \$42, 311 | \$777, 402 | \$273, 163 |
| General contractors | 152 | 30, 382, 541 | 15, 445, 365 | 34, 523, 995 | 4, 858, 546 | Bridge and culvert | 5 | 2, 183, 954 | 687, 730 | 1, 708, 380 | 475, 574 |
| Building | 83 | 15, 700, 213 | 9, 856, 531 | 15, 020, 727 | 670, 480 | Sewer, gas, water, conduit | 3 | 913, 042 | 588, 095 | 881, 380 | 31, 662 |
| Building not specialized | 68 | 13, 276, 672 | 7, 453, 390 | 12, 606, 186 | 670, 480 | Subcontractors | 40 | 3, 961, 037 | 2, 559, 875 | 3, 883, 833 | 77, 204 |
| Commercial building only | 7 | 1, 252, 867 | 1, 232, 467 | 1, 252, 867 | ----- | Electrical | 10 | 666, 659 | 537, 809 | 600, 659 | ----- |
| Residential building only | 8 | 1, 170, 674 | 1, 170, 674 | 1, 170, 674 | ----- | Heating and plumbing | 20 | 1, 532, 982 | 1, 035, 045 | 1, 484, 982 | 48, 000 |
| Highway and grading | 26 | 7, 615, 976 | 623, 914 | 5, 012, 296 | 1, 603, 678 | Heating and piping | 8 | 751, 995 | 396, 474 | 728, 995 | 23, 000 |
| Bridge, culvert, and railroad | 11 | 1, 660, 563 | 67, 622 | 1, 181, 133 | 379, 430 | Plumbing | 12 | 780, 987 | 687, 171 | 765, 987 | 26, 000 |
| Street paving | 11 | 6, 898, 633 | 3, 023, 374 | 6, 604, 951 | 203, 682 | Plastering, marble, and tiling | 4 | 517, 728 | 334, 218 | 492, 428 | 26, 300 |
| Sewer, gas, water, conduit | 10 | 3, 311, 800 | 1, 246, 729 | 2, 613, 933 | 697, 873 | Roofing and sheet-metal work | 9 | 779, 794 | 411, 642 | 775, 880 | 3, 904 |
| Dam, reservoir, and water-works | 4 | 1, 060, 788 | 600, 595 | 1, 029, 126 | 31, 662 | Roofing | 5 | 502, 699 | 140, 800 | 498, 705 | 3, 004 |
| Oil and natural gas pipe line | 4 | 2, 694, 909 | ----- | 2, 023, 174 | 971, 735 | Roofing and sheet metal combined | 4 | 277, 095 | 270, 752 | 277, 095 | ----- |
| Other classes ¹ | 2 | 380, 653 | 20, 600 | 126, 653 | 210, 000 | Metal work, n. e. s. | 3 | 222, 754 | 122, 754 | 222, 754 | ----- |
| Subcontractors | 132 | 11, 198, 536 | 8, 542, 389 | 10, 501, 094 | 697, 442 | Other classes ¹ | 3 | 241, 120 | 110, 807 | 241, 120 | ----- |
| Electrical | 27 | 1, 744, 173 | 1, 479, 689 | 1, 726, 766 | 17, 407 | TULSA | 92 | 19, 871, 158 | 10, 655, 426 | 17, 942, 124 | 1, 929, 029 |
| Heating and plumbing | 59 | 4, 866, 807 | 3, 763, 509 | 4, 318, 132 | 48, 675 | Operative builders | 4 | 923, 000 | 923, 000 | 923, 000 | ----- |
| Heating and piping | 7 | 620, 419 | 270, 898 | 603, 419 | 23, 000 | General contractors | 40 | 13, 756, 087 | 5, 150, 030 | 12, 076, 198 | 1, 680, 769 |
| Plumbing | 35 | 2, 647, 000 | 2, 468, 719 | 2, 621, 381 | 25, 676 | Building | 25 | 4, 447, 273 | 3, 784, 009 | 4, 400, 476 | 46, 797 |
| Plumbing and heating combined | 13 | 1, 093, 382 | 1, 023, 892 | 1, 093, 382 | ----- | Building not specialized | 15 | 3, 466, 371 | 2, 823, 407 | 3, 419, 474 | 46, 797 |
| Masonry | 8 | 359, 683 | 268, 230 | 342, 573 | 11, 110 | Commercial building only | 5 | 512, 500 | 492, 100 | 512, 500 | ----- |
| Painting and decorating | 6 | 185, 943 | 180, 844 | 185, 943 | ----- | Residential building only | 5 | 468, 502 | 468, 502 | 468, 502 | ----- |
| Plastering and lathing | 7 | 303, 441 | 208, 231 | 251, 441 | 82, 000 | Highway and grading | 3 | 1, 492, 054 | 276, 287 | 1, 492, 054 | ----- |
| Roofing and sheet-metal work | 20 | 1, 393, 662 | 928, 789 | 1, 322, 453 | 31, 204 | Street paving | 4 | 4, 060, 172 | 932, 487 | 3, 806, 540 | 253, 632 |
| Roofing | 10 | 812, 384 | 432, 329 | 808, 480 | 3, 904 | Street paving | 4 | 2, 994, 000 | ----- | 2, 023, 174 | 971, 735 |
| Sheet-metal work | 6 | 202, 212 | 280, 554 | 282, 212 | ----- | Oil and natural gas pipe line | 4 | 782, 550 | 160, 247 | 353, 945 | 408, 614 |
| Roofing and sheet metal combined | 4 | 250, 068 | 215, 006 | 231, 768 | 27, 300 | Subcontractors | 48 | 5, 191, 186 | 4, 573, 396 | 4, 942, 926 | 248, 260 |
| Marble and tiling | 8 | 1, 236, 155 | 878, 340 | 1, 144, 705 | 91, 450 | Electrical | 10 | 760, 647 | 760, 647 | 760, 647 | ----- |
| Metal work, n. e. s. | 6 | 1, 372, 455 | 722, 754 | 1, 000, 822 | 371, 596 | Heating and plumbing | 14 | 1, 740, 128 | 1, 702, 013 | 1, 740, 128 | ----- |
| Other classes ¹ | 4 | 262, 211 | 112, 000 | 218, 211 | 44, 000 | Plumbing | 10 | 1, 176, 405 | 1, 163, 905 | 1, 176, 405 | ----- |
| OKLAHOMA CITY | 103 | 20, 983, 252 | 11, 380, 461 | 18, 535, 192 | 1, 428, 060 | Plumbing and heating combined | 4 | 563, 063 | 548, 048 | 563, 063 | ----- |
| Operative builders | 8 | 1, 139, 670 | 1, 137, 000 | 1, 139, 670 | ----- | Roofing and sheet metal work | 9 | 515, 100 | 462, 147 | 487, 800 | 27, 300 |
| General contractors | 40 | 15, 802, 545 | 7, 633, 586 | 14, 511, 689 | 1, 350, 856 | Roofing | 5 | 309, 685 | 291, 439 | 309, 685 | ----- |
| Building | 21 | 7, 039, 220 | 4, 586, 489 | 7, 039, 220 | ----- | Sheet metal work | 4 | 205, 475 | 170, 708 | 173, 175 | 27, 300 |
| Highway and street paving | 10 | 4, 675, 708 | 1, 728, 961 | 4, 105, 301 | 670, 467 | Marble, tiling, and plastering | 8 | 1, 021, 808 | 752, 353 | 873, 718 | 148, 150 |
| | | | | | | Other classes ² | 7 | 1, 153, 383 | 896, 230 | 1, 080, 573 | 72, 810 |

¹ Includes central station, light and power plant; and telephone line and system.
² Includes concreting; and stone work.
³ Includes steel erection; and ornamental iron.
⁴ Includes excavating; pipe line; and rental of equipment, trucking, etc.
⁵ Includes dam and reservoir; waterworks; and central station, light and power plant.
⁶ Includes plumbing and heating combined.
⁷ Includes masonry; painting and decorating; and rental of equipment, trucking, etc.
⁸ Includes bridge and culvert; sewer, gas, water, conduit; and telephone line and system.
⁹ Includes concreting; painting and decorating; steel erection; stone work; excavating; metal work, n. e. s.; pipe line.

TABLE 4.—CONSTRUCTION BUSINESS OUTSIDE HOME STATE, BY LOCATION

| STATE | LOCATION REPORTED BY— | | | STATE | LOCATION REPORTED BY— | | |
|-----------------------------------------|-------------------------------|---------------------|----------------|-----------------------------------------|-------------------------------|---------------------|----------------|
| | All classes of establishments | General contractors | Subcontractors | | All classes of establishments | General contractors | Subcontractors |
| OKLAHOMA | | | | OKLAHOMA CITY | | | |
| Total distributed by State ¹ | \$5, 555, 988 | \$4, 858, 546 | \$697, 442 | Total distributed by State ² | \$1, 428, 080 | \$1, 350, 856 | \$77, 204 |
| Alabama | 74, 000 | 60, 000 | 14, 000 | Arkansas | 201, 860 | 200, 000 | 1, 850 |
| Arkansas | 544, 071 | 509, 961 | 34, 110 | Kansas | 76, 200 | 50, 000 | 26, 200 |
| Colorado | 207, 727 | 207, 727 | ----- | Kentucky | 232, 424 | 232, 424 | ----- |
| Illinois | 524, 945 | 380, 000 | 144, 945 | Missouri | 40, 000 | 40, 000 | ----- |
| Indiana | 39, 566 | ----- | 39, 566 | New Mexico | 8, 904 | ----- | 3, 904 |
| Iowa | 58, 977 | 58, 977 | ----- | Tennessee | 205, 389 | 205, 389 | ----- |
| Kansas | 559, 550 | 481, 068 | 78, 482 | Texas | 682, 924 | 617, 074 | 45, 260 |
| Kentucky | 232, 424 | 232, 424 | ----- | Other States, n. s. | 5, 366 | 5, 366 | ----- |
| Louisiana | 88, 000 | 70, 000 | 18, 000 | TULSA | | | |
| Mississippi | 105, 000 | 80, 000 | 25, 000 | Total distributed by State ³ | 1, 929, 029 | 1, 680, 709 | 248, 260 |
| Missouri | 996, 418 | 853, 473 | 142, 945 | Alabama | 74, 000 | 60, 000 | 14, 000 |
| Nebraska | 10, 041 | 10, 041 | ----- | Arkansas | 285, 883 | 253, 623 | 32, 260 |
| New Mexico | 89, 639 | 76, 735 | 12, 904 | Colorado | 206, 449 | ----- | ----- |
| Tennessee | 205, 389 | 205, 389 | ----- | Illinois | 203, 000 | 180, 000 | 23, 000 |
| Texas | 1, 657, 475 | 1, 489, 985 | 167, 490 | Iowa | 58, 977 | 58, 977 | ----- |
| Other States, n. s. | 162, 766 | 142, 766 | 20, 000 | Kansas | 377, 920 | 334, 720 | 43, 200 |
| | | | | Louisiana | 88, 000 | 70, 000 | 18, 000 |
| | | | | Mississippi | 105, 000 | 80, 000 | 25, 000 |
| | | | | Missouri | 366, 000 | 345, 000 | 21, 000 |
| | | | | Texas | 143, 800 | 92, 000 | 51, 800 |
| | | | | Other States, n. s. | 20, 000 | ----- | 20, 000 |

Number of establishments reporting:
¹ All classes, 50—General contractors, 31; subcontractors, 19.
² All classes, 15—General contractors, 10; subcontractors, 5.
³ All classes, 16—General contractors, 7; subcontractors, 9.

TABLE 5.—NUMBER AND SALARIES OF PROPRIETORS, FIRM MEMBERS, AND SALARIED EMPLOYEES: 1929

| CLASSIFICATION OF ESTABLISHMENTS | PROPRIETORS AND FIRM MEMBERS | | | | | | SALARIED EMPLOYEES | | | | | | | |
|--------------------------------------------------|------------------------------|------------------------|--------------------|-----------------------|------------------------|-----------------------|-----------------------------|-----------------------|--------------------------------|-----------------------|-------------------------|------------|------------|-------------------|
| | Estab-lish-ments report-ing | Re-ceive-ing no salary | Receiving salaries | | All salaried employees | | Officers and clerical staff | | Superintendents, foremen, etc. | | Number reported, by sex | | | Sex not re-ported |
| | | | Num-ber | Total annual salaries | Total num-ber | Total annual salaries | Num-ber | Total annual salaries | Num-ber | Total annual salaries | Total | Male | Fe-male | |
| OKLAHOMA | 301 | 198 | 112 | \$452, 618 | 998 | \$2, 601, 937 | 484 | \$1, 404, 260 | 514 | \$1, 197, 677 | 810 | 702 | 108 | 188 |
| Operative builders..... | 13 | 8 | 2 | 7, 000 | 24 | 63, 763 | 13 | 37, 403 | 11 | 26, 300 | 24 | 20 | 4 | ---- |
| General contractors..... | 150 | 123 | 45 | 188, 867 | 990 | 1, 879, 285 | 274 | 909, 156 | 422 | 978, 129 | 563 | 515 | 48 | 133 |
| Building..... | 88 | 74 | 17 | 73, 309 | 258 | 640, 614 | 104 | 257, 560 | 154 | 353, 064 | 234 | 213 | 21 | 24 |
| Building not specialized..... | 73 | 62 | 17 | 73, 309 | 218 | 563, 982 | 85 | 245, 088 | 133 | 318, 894 | 198 | 181 | 17 | 20 |
| Commercial building only..... | 7 | 6 | — | — | 25 | 48, 182 | 13 | 33, 912 | 12 | 14, 270 | 24 | 22 | 2 | 1 |
| Residential building only..... | 8 | 6 | — | — | 15 | 28, 450 | 6 | 8, 550 | 9 | 19, 900 | 12 | 10 | 2 | 3 |
| Highway and grading..... | 28 | 18 | 14 | 54, 687 | 127 | 300, 861 | 49 | 179, 131 | 78 | 181, 720 | 97 | 91 | 6 | 30 |
| Bridge, culvert and railroad..... | 11 | 14 | 1 | 3, 000 | 41 | 77, 068 | 10 | 27, 105 | 31 | 50, 563 | 26 | 22 | 4 | 15 |
| Street paving..... | 10 | 5 | 6 | 20, 830 | 95 | 254, 109 | 33 | 93, 096 | 62 | 160, 113 | 83 | 78 | 5 | 12 |
| Sewer, gas, water, conduit..... | 11 | 6 | 2 | 8, 100 | 71 | 222, 489 | 38 | 137, 929 | 33 | 84, 560 | 59 | 51 | 8 | 12 |
| Dam, reservoir and waterworks..... | 4 | 2 | 3 | 8, 331 | 18 | 40, 930 | 7 | 19, 940 | 11 | 20, 990 | 18 | 17 | 1 | — |
| Oil and natural gas pipe line..... | 4 | 2 | 2 | 20, 000 | 60 | 230, 360 | 22 | 138, 151 | 47 | 101, 199 | 29 | 27 | 2 | 40 |
| Other classes ¹ | 3 | 4 | — | — | 17 | 43, 274 | 11 | 22, 354 | 6 | 20, 920 | 17 | 16 | 1 | — |
| Subcontractors..... | 120 | 67 | 65 | 256, 761 | 278 | 658, 889 | 197 | 460, 701 | 81 | 198, 188 | 223 | 167 | 56 | 55 |
| Electrical..... | 27 | 12 | 14 | 62, 206 | 70 | 120, 307 | 49 | 72, 998 | 21 | 56, 308 | 68 | 45 | 13 | 12 |
| Heating and plumbing..... | 55 | 35 | 23 | 74, 249 | 82 | 181, 163 | 64 | 136, 315 | 18 | 44, 848 | 67 | 36 | 21 | 25 |
| Heating and pipe covering..... | 7 | 3 | — | — | 16 | 34, 350 | 10 | 18, 470 | 6 | 15, 880 | 10 | 8 | 2 | 6 |
| Plumbing..... | 36 | 25 | 10 | 60, 639 | 44 | 85, 379 | 30 | 98, 611 | 8 | 16, 768 | 33 | 20 | 13 | 11 |
| Plumbing and heating combined..... | 13 | 7 | 4 | 13, 560 | 22 | 61, 434 | 18 | 49, 234 | 4 | 12, 200 | 14 | 8 | 6 | 8 |
| Masonry ² | 3 | 2 | — | — | 8 | 48, 039 | 7 | 43, 239 | 1 | 4, 800 | 8 | 7 | 1 | — |
| Painting and decorating..... | 4 | 2 | 3 | 4, 200 | 7 | 10, 706 | 6 | 6, 660 | 2 | 4, 046 | 7 | 5 | 2 | — |
| Plastering and lathing..... | 5 | 2 | 3 | 30, 559 | 7 | 17, 261 | 5 | 17, 261 | — | — | — | — | — | — |
| Roofing and sheet-metal work..... | 19 | 9 | 11 | 36, 560 | 43 | 73, 429 | 30 | 80, 216 | 13 | 23, 213 | 32 | 22 | 10 | 11 |
| Roofing..... | 9 | 4 | — | — | 29 | 49, 144 | 21 | 39, 812 | 8 | 12, 332 | 20 | 13 | 7 | 9 |
| Sheet-metal work..... | 5 | 2 | 7 | 25, 535 | 5 | 10, 597 | 4 | 7, 507 | 1 | 3, 000 | 3 | 3 | — | — |
| Roofing and sheet metal combined..... | 5 | 3 | 4 | 11, 025 | 9 | 13, 773 | 5 | 6, 897 | 4 | 7, 881 | 9 | 6 | 3 | 2 |
| Marble and tiling..... | 8 | — | 1 | 23, 000 | 26 | 90, 614 | 20 | 75, 774 | 6 | 14, 840 | 24 | 20 | 4 | — |
| Metal work, n. e. s. ³ | 4 | 2 | 7 | 13, 550 | 20 | 93, 870 | 10 | 52, 038 | 10 | 41, 832 | 21 | 20 | 1 | 5 |
| Other classes ⁴ | 4 | 3 | 3 | 12, 407 | 9 | 14, 500 | 5 | 6, 200 | 4 | 8, 800 | 9 | 7 | 2 | — |
| OKLAHOMA CITY | 104 | 75 | 37 | 166, 089 | 366 | 957, 310 | 185 | 524, 352 | 181 | 432, 958 | 304 | 253 | 51 | 62 |
| Operative builders..... | 8 | 5 | 2 | 7, 000 | 17 | 46, 110 | 8 | 24, 750 | 9 | 21, 360 | 17 | 15 | 2 | — |
| General contractors..... | 43 | 42 | 6 | 28, 963 | 253 | 729, 019 | 107 | 379, 966 | 146 | 349, 053 | 210 | 189 | 21 | 43 |
| Building..... | 21 | 22 | 2 | 9, 600 | 106 | 302, 464 | 45 | 158, 930 | 61 | 143, 534 | 93 | 84 | 9 | 13 |
| Highway and street paving..... | 11 | 7 | 4 | 19, 393 | 98 | 169, 188 | 23 | 69, 505 | 45 | 99, 693 | 51 | 48 | 3 | 17 |
| Bridge and culvert..... | 7 | 8 | — | — | 14 | 32, 088 | 4 | 10, 840 | 10 | 21, 248 | 5 | 4 | 1 | 9 |
| Sewer, gas, water, conduit..... | 6 | 3 | — | — | 19 | 180, 915 | 28 | 119, 387 | 21 | 61, 628 | 45 | 38 | 7 | 4 |
| Other classes ⁵ | 3 | 2 | — | — | 16 | 44, 364 | 7 | 21, 214 | 9 | 23, 150 | 16 | 15 | 1 | — |
| Subcontractors..... | 48 | 28 | 29 | 130, 126 | 96 | 182, 181 | 70 | 119, 636 | 26 | 62, 545 | 77 | 49 | 28 | 19 |
| Electrical..... | 11 | 6 | 6 | 38, 240 | 26 | 43, 040 | 20 | 26, 300 | 6 | 16, 740 | 23 | 16 | 7 | 3 |
| Heating and plumbing..... | 20 | 15 | 9 | 25, 000 | 33 | 80, 738 | 24 | 56, 890 | 9 | 23, 543 | 19 | 9 | 10 | 14 |
| Heating and piping..... | 6 | 3 | — | — | 9 | 21, 270 | 5 | 10, 190 | 4 | 11, 080 | 3 | 2 | 1 | 6 |
| Plumbing..... | 12 | 12 | 7 | 17, 200 | 15 | 22, 468 | 12 | 15, 700 | 3 | 6, 768 | 11 | 4 | 7 | 4 |
| Plumbing and heating combined..... | 3 | — | — | — | 9 | 37, 000 | 7 | 31, 000 | 2 | 6, 000 | 5 | 3 | 2 | 4 |
| Plastering, marble and tiling..... | 5 | 2 | 6 | 38, 359 | 9 | 13, 644 | 7 | 9, 324 | 2 | 3, 320 | 9 | 6 | 3 | — |
| Roofing and sheet-metal work..... | 8 | 4 | 6 | 19, 620 | 19 | 31, 693 | 13 | 19, 302 | 6 | 12, 291 | 17 | 11 | 6 | 2 |
| Roofing..... | 4 | 1 | 6 | 19, 620 | 10 | 17, 687 | 7 | 10, 677 | 3 | 6, 910 | 10 | 6 | 4 | — |
| Roofing and sheet metal combined..... | 4 | — | — | — | 9 | 14, 006 | 6 | 8, 625 | 3 | 5, 381 | 7 | 5 | 2 | 2 |
| Other classes ⁶ | 4 | 4 | 2 | 8, 007 | 9 | 13, 166 | 6 | 7, 320 | 3 | 5, 846 | 9 | 7 | 2 | — |
| TULSA | 92 | 44 | 21 | 92, 114 | 371 | 1, 152, 175 | 203 | 700, 060 | 188 | 452, 125 | 284 | 251 | 33 | 87 |
| Operative builders..... | 4 | 2 | — | — | 7 | 17, 653 | 5 | 12, 653 | 2 | 5, 000 | 7 | 5 | 2 | — |
| General contractors..... | 40 | 19 | 6 | 41, 124 | 234 | 755, 746 | 103 | 398, 192 | 131 | 357, 554 | 174 | 161 | 13 | 60 |
| Building..... | 25 | 17 | 1 | 5, 000 | 61 | 173, 838 | 34 | 77, 223 | 27 | 96, 615 | 55 | 61 | 4 | 6 |
| Building not specialized..... | 15 | 8 | 1 | 5, 000 | 51 | 152, 926 | 20 | 62, 311 | 25 | 90, 615 | 49 | 45 | 4 | 2 |
| Commercial building only..... | 5 | 5 | — | — | 5 | 10, 812 | 4 | 7, 812 | 1 | 3, 000 | 4 | 4 | — | 1 |
| Residential building only..... | 5 | 4 | — | — | 5 | 10, 100 | 4 | 7, 100 | 1 | 3, 000 | 2 | 2 | — | 3 |
| Highway and grading..... | 3 | — | 1 | 8, 924 | 19 | 96, 521 | 11 | 69, 021 | 8 | 27, 696 | 19 | 18 | — | — |
| Street paving..... | 4 | — | 2 | 7, 200 | 58 | 181, 436 | 10 | 70, 296 | 39 | 111, 140 | 53 | 5 | — | — |
| Oil and natural gas pipe line..... | 4 | — | 2 | 20, 000 | 69 | 239, 350 | 22 | 138, 151 | 47 | 101, 199 | 29 | 27 | 2 | 40 |
| Other classes ⁷ | 4 | 2 | — | — | 27 | 64, 601 | 17 | 43, 501 | 10 | 21, 100 | 13 | 12 | 1 | 14 |
| Subcontractors..... | 48 | 23 | 15 | 50, 990 | 130 | 378, 770 | 95 | 289, 205 | 35 | 89, 571 | 103 | 85 | 18 | 27 |
| Electrical..... | 10 | 4 | 3 | 9, 150 | 36 | 73, 707 | 22 | 36, 218 | 14 | 37, 489 | 27 | 21 | 6 | 9 |
| Heating and plumbing..... | 14 | 10 | 2 | 5, 200 | 22 | 55, 195 | 19 | 45, 195 | 3 | 10, 000 | 20 | 17 | 3 | 2 |
| Plumbing..... | 10 | 8 | 2 | 5, 200 | 13 | 36, 051 | 13 | 36, 051 | — | — | 11 | 10 | 1 | 2 |
| Plumbing and heating combined ⁸ | 4 | 2 | — | — | 9 | 19, 144 | 6 | 9, 144 | 3 | 10, 000 | 9 | 7 | 2 | — |
| Roofing and sheet-metal work..... | 9 | 3 | 8 | 14, 340 | 22 | 38, 664 | 16 | 30, 242 | 6 | 8, 422 | 13 | 10 | 3 | 9 |
| Roofing..... | 5 | 3 | — | — | 19 | 31, 557 | 14 | 26, 135 | 5 | 5, 422 | 10 | 7 | 3 | — |
| Sheet-metal work..... | 4 | 4 | 3 | 14, 340 | 3 | 7, 107 | 2 | 4, 107 | 1 | 3, 000 | 3 | 3 | — | — |
| Marble, tiling, and plastering..... | 8 | — | 4 | 15, 200 | 24 | 94, 231 | 20 | 83, 211 | 4 | 11, 020 | 22 | 19 | 3 | 2 |
| Other classes ⁹ | 7 | 2 | 8 | 7, 100 | 26 | 116, 979 | 18 | 94, 339 | 8 | 22, 840 | 21 | 18 | 3 | 5 |

1 Includes central station, light and power plant; and telephone lines and system.
 2 Includes concreting; and stonework.
 3 Includes steel erection.
 4 Includes excavating; pipe line; and rental of equipment, trucking, etc.
 5 Includes dam and reservoir; waterworks; and central station, light and power plant.
 6 Includes masonry; painting and decorating; metal work, n. e. s.; and rental of equipment, trucking, etc.
 7 Includes bridges and culvert; sewer, gas, water, conduit; and telephone line and system.
 8 Includes heating and piping; and pipe covering.
 9 Includes carpentering and wood flooring; painting and decorating; steel erection; stone work; excavating; metal work, n. e. s.; and pipe line.

CONSTRUCTION—OKLAHOMA

TABLE 6.—VALUE OF CONSTRUCTION EQUIPMENT, IN COMPARISON WITH CONSTRUCTION BUSINESS AND WAGES PAID DURING 1929

| CLASSIFICATION OF ESTABLISHMENTS AND PERCENTAGE OF EQUIPMENT OWNED | Establishments reporting | EQUIPMENT | | | Wages paid | CLASSIFICATION OF ESTABLISHMENTS AND PERCENTAGE OF EQUIPMENT OWNED | Establishments reporting | EQUIPMENT | | | Wages paid |
|--------------------------------------------------------------------|--------------------------|---------------------------|--------------------------------|-----------------------------------------|--------------|--------------------------------------------------------------------|--------------------------|---------------------------|--------------------------------|-----------------------------------------|------------|
| | | Purchased during the year | Inventory value at end of year | Value of construction business reported | | | | Purchased during the year | Inventory value at end of year | Value of construction business reported | |
| OKLAHOMA | 277 | \$1,408,682 | \$4,989,428 | \$51,236,157 | \$11,719,177 | OKLAHOMA CITY—Contd. | | | | | |
| <i>Classification of establishments</i> | | | | | | <i>Classification of establishments—Continued</i> | | | | | |
| Operative builders | 12 | 4,160 | 7,710 | 2,063,670 | 360,221 | Subcontractors—Continued. | | | | | |
| General contractors | 149 | 1,118,224 | 4,117,509 | 38,827,089 | 8,843,966 | Plastering, marble and tiling | 4 | \$3,875 | \$11,401 | \$568,861 | \$148,781 |
| Building | 82 | 107,345 | 418,971 | 16,117,343 | 3,320,783 | Roofing and sheet metal work | 9 | 31,092 | 132,001 | 779,794 | 163,475 |
| Building not specialized | 68 | 88,374 | 374,790 | 13,775,974 | 2,808,696 | Roofing | 5 | 26,844 | 113,197 | 502,699 | 93,049 |
| Commercial building only | 7 | 17,271 | 30,781 | 1,252,867 | 321,361 | Roofing and sheet metal combined | 4 | 5,148 | 10,404 | 277,095 | 60,426 |
| Residential building only | 7 | 1,700 | 4,400 | 1,088,502 | 190,736 | Other classes ¹ | 4 | 4,970 | 13,673 | 391,120 | 92,681 |
| Highway and grading | 28 | 361,378 | 1,418,960 | 8,491,076 | 2,040,720 | <i>Percentage of equipment owned</i> | | | | | |
| Bridge, culvert, and railroad | 9 | 41,048 | 146,616 | 1,410,623 | 368,823 | General contractors ² | 51 | 393,083 | 1,452,140 | 10,456,494 | 3,677,248 |
| Street paving | 11 | 193,341 | 944,093 | 6,898,633 | 1,177,586 | None | 2 | | | 115,000 | 7,040 |
| Sewer, gas, water, conduit | 9 | 120,927 | 641,847 | 2,612,137 | 708,463 | 1% to 25%, inclusive | 2 | 200 | 3,510 | 543,215 | 122,108 |
| Dam, reservoir, and waterworks | 4 | 72,800 | 171,176 | 1,060,788 | 344,351 | 26% to 50%, inclusive | 1 | 52,000 | 83,000 | 416,163 | 145,428 |
| Oil and natural gas pipe line | 3 | 215,000 | 360,874 | 1,896,936 | 803,639 | 51% to 75%, inclusive | 1 | 4,120 | 635 | 80,431 | 17,310 |
| Other classes ¹ | 3 | 6,385 | 15,122 | 339,653 | 89,591 | 76% to 99%, inclusive | 0 | 34,600 | 169,529 | 2,535,908 | 542,774 |
| Subcontractors | 116 | 286,298 | 864,119 | 10,345,398 | 2,506,000 | 100% | 37 | 301,913 | 1,225,116 | 12,090,777 | 2,709,688 |
| Electrical | 21 | 42,015 | 44,576 | 1,397,275 | 348,202 | Not reported | 2 | 850 | 350 | 669,000 | 133,000 |
| Heating and plumbing | 48 | 31,681 | 147,215 | 4,020,113 | 916,695 | Subcontractors | 43 | 54,530 | 217,945 | 3,816,037 | 844,686 |
| Heating and piping | 6 | 1,820 | 29,367 | 557,733 | 77,011 | None | 2 | | | 126,496 | 10,693 |
| Plumbing | 30 | 22,024 | 78,266 | 2,356,648 | 587,333 | 1% to 25%, inclusive | 2 | 2,400 | 4,700 | 161,211 | 53,526 |
| Plumbing and heating combined | 12 | 6,837 | 30,582 | 1,105,732 | 252,351 | 100% | 39 | 52,139 | 213,245 | 3,528,330 | 774,467 |
| Masonry ³ | 4 | 2,070 | 73,408 | 403,683 | 95,857 | TULSA | 88 | 486,457 | 1,832,562 | 18,555,112 | 4,118,669 |
| Painting and decorating | 5 | 2,250 | 4,035 | 195,946 | 81,514 | <i>Classification of establishments</i> | | | | | |
| Plastering and lathing | 4 | 5,948 | 11,785 | 354,574 | 145,732 | Operative builders | 4 | 1,200 | 1,750 | 923,000 | 84,569 |
| Roofing and sheet metal work | 18 | 36,998 | 174,250 | 1,175,759 | 260,236 | General contractors | 40 | 410,039 | 1,437,264 | 12,855,614 | 2,913,980 |
| Roofing | 8 | 25,594 | 119,614 | 624,481 | 109,334 | Building | 20 | 22,014 | 98,143 | 4,643,893 | 962,063 |
| Sheet metal work | 5 | 2,168 | 23,415 | 292,212 | 90,381 | Building not specialized | 16 | 17,997 | 80,193 | 3,662,891 | 768,999 |
| Roofing and sheet metal combined | 5 | 6,266 | 31,221 | 250,000 | 50,521 | Commercial building only | 6 | 3,187 | 14,500 | 512,500 | 144,938 |
| Marble and tiling | 8 | 10,119 | 43,019 | 1,236,155 | 283,989 | Residential building only | 5 | 830 | 3,450 | 468,502 | 59,026 |
| Metal work, n. e. s. ³ | 4 | 124,865 | 207,209 | 1,269,704 | 286,736 | Highway and grading | 3 | 23,553 | 271,761 | 1,492,054 | 286,062 |
| Other classes ⁴ | 4 | 30,452 | 167,722 | 262,211 | 97,040 | Street paving | 4 | 134,767 | 577,038 | 4,060,172 | 688,478 |
| <i>Percentage of equipment owned</i> | | | | | | <i>Percentage of equipment owned</i> | | | | | |
| General contractors ⁵ | 161 | 1,122,384 | 4,125,309 | 40,890,759 | 9,213,177 | Oil and natural gas pipe line | 3 | 215,000 | 360,874 | 1,896,936 | 803,639 |
| None | 9 | | | 969,716 | 87,182 | Other classes ⁶ | 4 | 21,305 | 128,848 | 762,550 | 173,138 |
| 1% to 25%, inclusive | 2 | 200 | 3,510 | 543,215 | 122,108 | Subcontractors | 44 | 68,618 | 393,548 | 4,776,498 | 1,120,120 |
| 26% to 50%, inclusive | 1 | 52,000 | 83,000 | 416,163 | 145,428 | Electrical | 7 | 2,495 | 11,466 | 483,862 | 84,118 |
| 51% to 75%, inclusive | 5 | 8,007 | 6,535 | 359,114 | 80,475 | Heating and plumbing | 14 | 19,967 | 64,342 | 1,740,128 | 456,861 |
| 76% to 99%, inclusive | 20 | 294,712 | 506,300 | 5,323,104 | 1,510,898 | Plumbing | 10 | 11,022 | 32,501 | 1,176,465 | 302,918 |
| 100% | 120 | 806,494 | 3,438,016 | 31,720,881 | 7,078,100 | Plumbing and heating combined | 4 | 2,945 | 31,841 | 563,668 | 153,943 |
| Not reported | 4 | 20,971 | 84,948 | 1,058,566 | 188,986 | Roofing and sheet-metal work | 7 | 3,854 | 34,010 | 327,257 | 82,730 |
| Subcontractors | 116 | 286,298 | 864,119 | 10,345,398 | 2,506,000 | Roofing | 3 | 1,750 | 6,417 | 121,782 | 10,286 |
| None | 3 | | | 179,496 | 28,693 | Sheet metal work | 3 | 2,104 | 27,602 | 205,475 | 60,445 |
| 1% to 25%, inclusive | 4 | 10,900 | 8,325 | 385,211 | 96,711 | Stone work ¹⁰ | 4 | 2,000 | 72,358 | 329,183 | 71,907 |
| 26% to 50%, inclusive | 2 | 3,652 | 4,007 | 265,410 | 40,729 | Marble, tiling, and plastering | 8 | 12,192 | 43,403 | 1,021,868 | 280,940 |
| 51% to 75%, inclusive | 2 | 3,652 | 4,007 | 265,410 | 40,729 | Other classes ¹¹ | 5 | 84,110 | 107,960 | 874,200 | 143,564 |
| 76% to 99%, inclusive | 107 | 272,646 | 851,787 | 9,518,281 | 2,339,867 | <i>Percentage of equipment owned</i> | | | | | |
| 100% | | | | | | General contractors ¹² | 44 | 417,839 | 1,439,014 | 13,778,614 | 2,998,549 |
| Not reported | | | | | | None | 7 | | | 854,716 | 80,142 |
| OKLAHOMA CITY | | | | | | OKLAHOMA CITY | | | | | |
| <i>Classification of establishments</i> | | | | | | <i>Classification of establishments</i> | | | | | |
| Operative builders | 7 | 2,960 | 3,960 | 1,064,670 | 260,652 | 51% to 75%, inclusive | 1 | 3,187 | 2,900 | 68,000 | 15,290 |
| General contractors | 44 | 390,123 | 1,478,180 | 15,391,824 | 3,418,596 | 76% to 99%, inclusive | 8 | 171,458 | 223,377 | 2,490,767 | 760,619 |
| Building | 20 | 39,147 | 150,318 | 7,069,432 | 1,294,334 | 100% | 27 | 249,144 | 1,211,737 | 10,244,907 | 2,138,068 |
| Highway and street paving | 11 | 164,643 | 620,856 | 4,859,983 | 1,094,379 | Not reported | 1 | 50 | 1,000 | 120,204 | 8,500 |
| Bridge and culvert | 5 | 29,571 | 76,849 | 900,515 | 229,622 | Subcontractors | 44 | 68,618 | 393,548 | 4,776,498 | 1,120,120 |
| Sewer, gas, water, conduit | 5 | 98,977 | 492,349 | 1,557,882 | 455,742 | None | 1 | | | 50,000 | 12,000 |
| Other classes ¹ | 3 | 69,885 | 138,308 | 913,042 | 312,510 | 1% to 25%, inclusive | 1 | 7,600 | 3,000 | 190,000 | 36,012 |
| Subcontractors | 43 | 54,530 | 217,945 | 3,816,037 | 844,686 | 26% to 50%, inclusive | 2 | 3,652 | 4,007 | 265,410 | 40,729 |
| Electrical | 9 | 5,172 | 25,125 | 651,659 | 197,078 | 76% to 99%, inclusive | 30 | 57,366 | 316,183 | 4,086,905 | 979,872 |
| Heating and plumbing | 17 | 8,530 | 35,145 | 1,424,603 | 252,671 | 100% | 1 | | | 70,368 | 53,007 |
| Heating and piping | 7 | 2,422 | 17,957 | 735,659 | 100,465 | <i>Percentage of equipment owned</i> | | | | | |
| Plumbing | 10 | 6,108 | 17,188 | 688,944 | 152,206 | General contractors ¹³ | 44 | 417,839 | 1,439,014 | 13,778,614 | 2,998,549 |
| | | | | | | | | | | | |

¹ Includes central station, light and power plant; and telephone line and system.
² Includes concreting; and stone work.
³ Includes steel erection; and ornamental iron.
⁴ Includes excavating; pipe line; and rental of equipment, trucking, etc.
⁵ Includes operative builders.
⁶ Includes dam and reservoir; waterworks; and central station, light and power plant.
⁷ Includes plumbing and heating combined.
⁸ Includes masonry; painting and decorating; ornamental iron; and rental of equipment, trucking, etc.
⁹ Includes bridge and culvert; sewer, gas, water, conduit; and telephone line and system.
¹⁰ Includes concreting and masonry.
¹¹ Includes painting and decorating; steel erection; excavating; metal work, n. e. s.; and pipe line.
¹² See complete classification in the tabulation for the State, above.

CONSTRUCTION—OKLAHOMA

1007

TABLE 7.—WAGE EARNERS, BY MONTHS, AND WAGES PAID DURING 1929

| CLASSIFICATION OF ESTABLISHMENTS AND LENGTH OF WORKING WEEK | Estab-lish-ments reporting | NUMBER EMPLOYED ON 15TH DAY OF THE MONTH OR NEAREST REPRESENTATIVE DAY | | | | | | | | | | | | Wages paid during year |
|-------------------------------------------------------------|----------------------------|------------------------------------------------------------------------|----------|-------|-------|-------|-------|-------|--------|-----------|---------|----------|----------|------------------------|
| | | January | February | March | April | May | June | July | August | September | October | November | December | |
| OKLAHOMA | 246 | 5,269 | 5,324 | 7,244 | 8,120 | 7,857 | 8,494 | 9,717 | 10,369 | 10,055 | 9,856 | 9,097 | 7,265 | \$10,372,538 |
| Classification of establishments | | | | | | | | | | | | | | |
| Operative builders | 8 | 66 | 62 | 74 | 86 | 91 | 88 | 91 | 65 | 67 | 70 | 54 | 39 | 140,652 |
| General contractors | 134 | 3,943 | 3,966 | 5,816 | 6,010 | 6,378 | 7,033 | 8,113 | 8,722 | 8,463 | 8,349 | 7,704 | 6,126 | 7,980,333 |
| Building | 77 | 1,171 | 1,185 | 1,562 | 1,847 | 1,798 | 2,272 | 2,448 | 2,855 | 2,682 | 2,678 | 2,472 | 2,342 | 3,011,049 |
| Building, not specialized | 65 | 952 | 935 | 1,351 | 1,603 | 1,558 | 1,904 | 2,107 | 2,490 | 2,301 | 2,187 | 2,085 | 1,890 | 2,505,762 |
| Commercial building only | 6 | 105 | 144 | 149 | 164 | 139 | 223 | 248 | 279 | 300 | 314 | 313 | 384 | 315,151 |
| Residential building only | 7 | 54 | 50 | 62 | 80 | 101 | 85 | 93 | 86 | 81 | 72 | 74 | 68 | 180,736 |
| Highway and grading | 22 | 846 | 834 | 1,271 | 1,147 | 1,241 | 1,658 | 1,780 | 1,667 | 1,983 | 2,065 | 1,745 | 1,253 | 1,615,695 |
| Bridge, culvert, and railroad | 9 | 188 | 178 | 184 | 315 | 275 | 327 | 305 | 291 | 227 | 239 | 238 | 229 | 289,958 |
| Street paving | 9 | 726 | 618 | 920 | 1,053 | 1,010 | 1,132 | 1,365 | 1,288 | 1,243 | 1,112 | 1,032 | 896 | 1,113,969 |
| Sewer, gas, water, conduit | 10 | 734 | 781 | 830 | 948 | 943 | 1,044 | 1,003 | 1,005 | 1,194 | 988 | 999 | 760 | 777,465 |
| Dam, reservoir, and waterworks | 3 | 125 | 132 | 166 | 273 | 253 | 284 | 317 | 352 | 292 | 282 | 274 | 296 | 325,351 |
| Other classes ¹ | 4 | 153 | 288 | 883 | 1,032 | 858 | 416 | 886 | 1,264 | 842 | 1,060 | 1,004 | 350 | 826,246 |
| Subcontractors | 104 | 1,250 | 1,296 | 1,354 | 1,424 | 1,388 | 1,373 | 1,513 | 1,582 | 1,525 | 1,437 | 1,270 | 1,100 | 2,271,553 |
| Electrical | 10 | 181 | 173 | 182 | 183 | 184 | 210 | 232 | 237 | 247 | 232 | 190 | 161 | 322,851 |
| Heating and plumbing | 45 | 459 | 423 | 459 | 458 | 455 | 429 | 483 | 545 | 557 | 587 | 584 | 473 | 909,416 |
| Heating and pipe covering | 3 | 39 | 60 | 74 | 67 | 97 | 55 | 46 | 81 | 124 | 158 | 158 | 102 | 140,011 |
| Plumbing | 25 | 323 | 262 | 297 | 291 | 253 | 254 | 301 | 317 | 290 | 304 | 299 | 253 | 523,699 |
| Plumbing and heating combined | 12 | 97 | 92 | 88 | 100 | 105 | 120 | 136 | 147 | 143 | 125 | 127 | 118 | 245,709 |
| Painting and decorating | 6 | 32 | 34 | 42 | 65 | 63 | 62 | 50 | 38 | 64 | 54 | 43 | 38 | 81,514 |
| Plastering and lathing | 5 | 95 | 80 | 56 | 92 | 75 | 98 | 115 | 148 | 152 | 122 | 77 | 87 | 178,072 |
| Roofing and sheet metal work | 17 | 136 | 144 | 146 | 159 | 171 | 154 | 161 | 156 | 151 | 152 | 144 | 120 | 293,060 |
| Roofing | 7 | 38 | 42 | 49 | 58 | 60 | 54 | 50 | 59 | 61 | 55 | 43 | 43 | 82,164 |
| Sheet metal work | 6 | 57 | 58 | 67 | 67 | 68 | 57 | 60 | 59 | 55 | 60 | 55 | 30 | 90,381 |
| Roofing and sheet metal combined | 5 | 41 | 44 | 30 | 34 | 43 | 43 | 51 | 42 | 37 | 31 | 31 | 30 | 50,521 |
| Marble and tiling | 6 | 149 | 141 | 150 | 130 | 124 | 139 | 151 | 131 | 149 | 165 | 162 | 152 | 239,718 |
| Metal work, n. e. s. | 4 | 154 | 268 | 204 | 201 | 217 | 214 | 247 | 207 | 80 | 24 | 23 | 21 | 218,283 |
| Other classes ² | 3 | 43 | 33 | 115 | 70 | 99 | 97 | 84 | 120 | 135 | 101 | 56 | 48 | 118,633 |
| Length of working week | | | | | | | | | | | | | | |
| General contractors | 142 | 4,009 | 4,028 | 5,890 | 6,066 | 6,469 | 7,121 | 8,204 | 8,787 | 8,530 | 8,419 | 7,818 | 6,165 | 8,100,985 |
| 40-hour, 5-day week | 13 | 178 | 203 | 262 | 329 | 271 | 434 | 422 | 620 | 475 | 443 | 484 | 550 | 443,830 |
| 45-hour, 5-day week | | | | | | | | | | | | | | |
| 50-hour, 5-day week | | | | | | | | | | | | | | |
| All other, 5-day week | | | | | | | | | | | | | | |
| 44-hour, 5½-day week | 32 | 451 | 374 | 646 | 730 | 678 | 844 | 955 | 1,000 | 1,065 | 1,083 | 1,025 | 862 | 1,806,679 |
| 49½-hour, 5½-day week | | | | | | | | | | | | | | |
| 55-hour, 5½-day week | | | | | | | | | | | | | | |
| All other, 5½-day week | 1 | 46 | 47 | 45 | 80 | 82 | 88 | 50 | 54 | 54 | 77 | 77 | 77 | 86,009 |
| 48-hour, 6-day week | 81 | 2,761 | 2,634 | 3,523 | 3,789 | 3,767 | 4,441 | 4,074 | 4,872 | 5,197 | 4,898 | 4,528 | 3,832 | 4,580,954 |
| 54-hour, 6-day week | 6 | 155 | 327 | 464 | 534 | 496 | 346 | 494 | 702 | 328 | 496 | 701 | 810 | 624,619 |
| 60-hour, 6-day week | 2 | 150 | 165 | 128 | 164 | 198 | 219 | 201 | 212 | 190 | 168 | 108 | 80 | 236,443 |
| All other, 6-day week | 1 | 9 | 11 | 8 | 4 | 3 | 2 | 10 | 20 | 15 | 10 | 10 | 9 | 14,641 |
| All other not designated | 2 | 72 | 97 | 587 | 659 | 615 | 388 | 618 | 825 | 785 | 864 | 571 | 214 | 556,262 |
| Not reported | 4 | 177 | 170 | 227 | 327 | 359 | 350 | 380 | 413 | 421 | 380 | 314 | 181 | 240,249 |
| Subcontractors | 104 | 1,250 | 1,296 | 1,354 | 1,424 | 1,388 | 1,373 | 1,513 | 1,582 | 1,525 | 1,437 | 1,270 | 1,100 | 2,271,553 |
| 40-hour, 5-day week | 18 | 380 | 337 | 344 | 323 | 324 | 342 | 412 | 450 | 455 | 448 | 382 | 314 | 707,732 |
| 45-hour, 5-day week | | | | | | | | | | | | | | |
| 50-hour, 5-day week | | | | | | | | | | | | | | |
| All other, 5-day week | | | | | | | | | | | | | | |
| 44-hour, 5½-day week | 36 | 432 | 392 | 420 | 404 | 421 | 385 | 427 | 478 | 526 | 516 | 498 | 424 | 743,427 |
| 49½-hour, 5½-day week | | | | | | | | | | | | | | |
| 55-hour, 5½-day week | | | | | | | | | | | | | | |
| All other, 5½-day week | 1 | 3 | 3 | 3 | 4 | 3 | 3 | 3 | 3 | 5 | 4 | 3 | 6 | 7,043 |
| 48-hour, 6-day week | 33 | 244 | 259 | 284 | 262 | 301 | 301 | 352 | 343 | 311 | 266 | 246 | 210 | 408,261 |
| 54-hour, 6-day week | 5 | 40 | 41 | 40 | 35 | 44 | 43 | 47 | 53 | 60 | 80 | 65 | 74 | 78,205 |
| 60-hour, 6-day week | 2 | 3 | 6 | 7 | 10 | 11 | 10 | 9 | 11 | 17 | 17 | 14 | 7 | 8,424 |
| All other, 6-day week | 4 | 54 | 53 | 49 | 53 | 50 | 54 | 51 | 66 | 64 | 58 | 49 | 44 | 109,421 |
| All other not designated | 3 | 88 | 109 | 201 | 265 | 226 | 227 | 204 | 170 | 79 | 40 | 14 | 13 | 212,130 |
| Not reported | 2 | 6 | 6 | 6 | 8 | 8 | 8 | 8 | 8 | 8 | 8 | 8 | 8 | 9,905 |
| OKLAHOMA CITY | 84 | 2,197 | 2,118 | 2,661 | 2,972 | 2,950 | 3,280 | 3,547 | 3,608 | 3,800 | 3,635 | 3,458 | 2,916 | 3,913,889 |
| Classification of establishments | | | | | | | | | | | | | | |
| Operative builders | 5 | 24 | 25 | 34 | 46 | 54 | 57 | 55 | 45 | 45 | 45 | 28 | 19 | 81,652 |
| General contractors | 39 | 1,777 | 1,704 | 2,172 | 2,470 | 2,447 | 2,716 | 3,015 | 3,014 | 3,199 | 3,063 | 2,933 | 2,428 | 3,115,741 |
| Building | 17 | 482 | 388 | 500 | 542 | 559 | 684 | 780 | 878 | 888 | 935 | 944 | 909 | 1,172,258 |
| Highway and street paving | 9 | 513 | 458 | 747 | 781 | 781 | 849 | 981 | 908 | 1,034 | 853 | 615 | 624,379 | |
| Bridge and culvert | 5 | 62 | 65 | 58 | 153 | 148 | 177 | 174 | 161 | 147 | 136 | 136 | 115 | 160,757 |
| Sewer, gas, water, conduit | 5 | 556 | 612 | 636 | 730 | 717 | 747 | 787 | 742 | 896 | 716 | 760 | 529 | 545,828 |
| Other classes ¹ | 3 | 164 | 181 | 171 | 273 | 244 | 259 | 293 | 316 | 262 | 242 | 240 | 263 | 312,619 |
| Subcontractors | 40 | 366 | 380 | 455 | 447 | 449 | 457 | 477 | 547 | 556 | 527 | 497 | 409 | 716,496 |
| Electrical | 6 | 68 | 63 | 67 | 74 | 70 | 80 | 96 | 90 | 94 | 98 | 83 | 72 | 138,413 |
| Heating and plumbing | 18 | 113 | 112 | 128 | 128 | 120 | 130 | 139 | 138 | 160 | 184 | 194 | 194 | 233,874 |
| Heating and piping | 8 | 50 | 52 | 49 | 48 | 49 | 56 | 53 | 62 | 66 | 77 | 91 | 105 | 103,465 |
| Plumbing | 10 | 63 | 60 | 79 | 80 | 71 | 74 | 86 | 77 | 72 | 83 | 93 | 89 | 130,409 |
| Plastering, marble, and tiling | 5 | 137 | 106 | 82 | 103 | 80 | 75 | 101 | 134 | 148 | 124 | 108 | 107 | 181,121 |
| Roofing and sheet metal work | 7 | 59 | 69 | 80 | 82 | 81 | 70 | 69 | 72 | 66 | 72 | 65 | 58 | 88,559 |
| Roofing | 3 | 16 | 20 | 21 | 22 | 24 | 24 | 22 | 21 | 22 | 22 | 22 | 18 | 28,133 |
| Roofing and sheet metal combined | 4 | 43 | 49 | 59 | 60 | 57 | 46 | 47 | 51 | 44 | 50 | 43 | 40 | 60,426 |
| Other classes ² | 4 | 19 | 39 | 98 | 60 | 98 | 93 | 72 | 112 | 110 | 73 | 57 | 38 | 74,529 |

See footnotes at end of table.

TABLE 7.—WAGE EARNERS, BY MONTHS, AND WAGES PAID DURING 1929—Continued

| CLASSIFICATION OF ESTABLISHMENTS AND LENGTH OF WORKING WEEK | Establishments reporting | NUMBER EMPLOYED ON 15TH DAY OF THE MONTH OR NEAREST REPRESENTATIVE DAY | | | | | | | | | | | | Wages paid during year |
|-------------------------------------------------------------|--------------------------|------------------------------------------------------------------------|--------------|--------------|--------------|--------------|--------------|--------------|--------------|--------------|--------------|--------------|--------------|------------------------|
| | | January | February | March | April | May | June | July | August | September | October | November | December | |
| OKLAHOMA CITY—Continued | | | | | | | | | | | | | | |
| <i>Length of working week ¹</i> | | | | | | | | | | | | | | |
| General contractors ² | 44 | 1,801 | 1,729 | 2,206 | 2,525 | 2,501 | 2,773 | 3,070 | 3,059 | 3,244 | 3,108 | 2,961 | 2,447 | \$3,197,393 |
| 44-hour, 5½-day week..... | 14 | 274 | 219 | 382 | 385 | 407 | 503 | 538 | 580 | 647 | 601 | 603 | 517 | 707,751 |
| 48-hour, 6-day week..... | 26 | 1,319 | 1,274 | 1,635 | 1,857 | 1,749 | 1,933 | 2,202 | 2,173 | 2,258 | 2,220 | 2,105 | 1,785 | 1,004,180 |
| 54-hour, 6-day week..... | 2 | 105 | 113 | 102 | 175 | 182 | 181 | 143 | 168 | 168 | 150 | 171 | 88 | 244,517 |
| 60-hour, 6-day week..... | 1 | 94 | 112 | 79 | 104 | 160 | 154 | 139 | 134 | 156 | 118 | 72 | 48 | 26,304 |
| All other 6-day week..... | 1 | 9 | 11 | 8 | 4 | 3 | 2 | 10 | 20 | 15 | 10 | 10 | 9 | 14,641 |
| Subcontractors..... | 40 | 396 | 389 | 455 | 447 | 449 | 457 | 477 | 547 | 556 | 527 | 497 | 460 | 716,400 |
| 44-hour, 5½-day week..... | 21 | 257 | 237 | 238 | 262 | 227 | 287 | 272 | 301 | 307 | 307 | 298 | 292 | 422,126 |
| 48-hour, 6-day week..... | 11 | 61 | 71 | 142 | 104 | 139 | 135 | 121 | 146 | 147 | 122 | 107 | 92 | 151,008 |
| 54-hour, 6-day week..... | 2 | 16 | 17 | 16 | 17 | 21 | 20 | 21 | 23 | 25 | 26 | 20 | 32 | 26,622 |
| 60-hour, 6-day week..... | 1 | 2 | 5 | 4 | 5 | 6 | 5 | 6 | 5 | 7 | 8 | 8 | 3 | 4,256 |
| All other 6-day week..... | 4 | 54 | 53 | 49 | 53 | 50 | 54 | 51 | 66 | 64 | 58 | 49 | 44 | 103,421 |
| Not reported..... | 1 | 6 | 6 | 6 | 6 | 6 | 6 | 6 | 6 | 6 | 6 | 6 | 6 | 8,465 |
| TULSA | 75 | 1,661 | 1,848 | 2,820 | 3,154 | 2,946 | 2,934 | 3,416 | 4,041 | 3,542 | 3,780 | 3,425 | 2,573 | 3,787,195 |
| <i>Classification of establishments</i> | | | | | | | | | | | | | | |
| General contractors ² | 37 | 1,052 | 1,285 | 2,258 | 2,602 | 2,388 | 2,417 | 2,782 | 3,341 | 2,809 | 3,026 | 2,709 | 2,102 | 2,703,072 |
| Building..... | 25 | 313 | 413 | 535 | 704 | 597 | 521 | 738 | 936 | 672 | 653 | 668 | 723 | 842,074 |
| Building, not specialized ³ | 16 | 234 | 307 | 423 | 573 | 490 | 664 | 614 | 811 | 563 | 552 | 579 | 612 | 642,710 |
| Commercial building only..... | 4 | 55 | 80 | 80 | 85 | 85 | 122 | 80 | 100 | 89 | 84 | 63 | 82 | 140,938 |
| Residential building only..... | 5 | 24 | 26 | 27 | 41 | 32 | 35 | 35 | 25 | 20 | 17 | 20 | 20 | 59,020 |
| Street paving..... | 4 | 479 | 453 | 507 | 645 | 675 | 860 | 904 | 877 | 911 | 768 | 769 | 631 | 688,478 |
| Oil and natural gas pipe line..... | 3 | 74 | 197 | 837 | 939 | 825 | 400 | 868 | 1,200 | 830 | 1,089 | 996 | 330 | 784,155 |
| Other classes ⁴ | 5 | 186 | 222 | 379 | 204 | 291 | 336 | 272 | 268 | 390 | 516 | 360 | 400 | 388,665 |
| Subcontractors..... | 38 | 609 | 563 | 562 | 552 | 558 | 517 | 634 | 700 | 733 | 734 | 626 | 471 | 1,063,223 |
| Electrical..... | 7 | 73 | 70 | 69 | 65 | 68 | 66 | 76 | 99 | 99 | 86 | 74 | 50 | 109,283 |
| Heating and plumbing..... | 13 | 243 | 227 | 245 | 235 | 242 | 200 | 236 | 314 | 320 | 340 | 311 | 193 | 497,388 |
| Plumbing..... | 8 | 193 | 151 | 163 | 151 | 127 | 126 | 140 | 194 | 162 | 170 | 152 | 113 | 283,446 |
| Plumbing and heating combined ⁵ | 5 | 50 | 76 | 82 | 84 | 115 | 74 | 90 | 130 | 164 | 170 | 159 | 80 | 213,943 |
| Roofing and sheet metal work..... | 8 | 72 | 68 | 59 | 69 | 32 | 74 | 82 | 75 | 79 | 73 | 70 | 57 | 100,476 |
| Roofing..... | 4 | 22 | 22 | 28 | 35 | 36 | 30 | 28 | 34 | 37 | 39 | 33 | 24 | 34,031 |
| Sheet metal work..... | 4 | 50 | 40 | 31 | 33 | 46 | 44 | 54 | 41 | 42 | 34 | 37 | 33 | 66,445 |
| Marble, tiling, and plastering..... | 6 | 108 | 115 | 124 | 125 | 110 | 132 | 165 | 145 | 153 | 163 | 131 | 132 | 236,069 |
| Other classes ¹⁰ | 4 | 113 | 83 | 65 | 58 | 47 | 45 | 75 | 67 | 76 | 72 | 40 | 39 | 119,407 |
| <i>Length of working week ¹</i> | | | | | | | | | | | | | | |
| General contractors ² | 37 | 1,052 | 1,285 | 2,258 | 2,602 | 2,388 | 2,417 | 2,782 | 3,341 | 2,809 | 3,026 | 2,709 | 2,102 | 2,703,072 |
| 40-hour, 5-day week..... | 11 | 154 | 174 | 230 | 302 | 243 | 308 | 377 | 503 | 434 | 401 | 455 | 519 | 381,784 |
| 44-hour, 5½-day week..... | 7 | 43 | 62 | 118 | 159 | 108 | 133 | 111 | 82 | 73 | 77 | 54 | 57 | 153,635 |
| All other 5½-day week..... | 1 | 46 | 47 | 45 | 80 | 82 | 88 | 50 | 54 | 54 | 77 | 77 | 77 | 86,009 |
| 48-hour, 6-day week..... | 12 | 558 | 571 | 791 | 783 | 841 | 1,104 | 1,103 | 1,074 | 1,205 | 1,143 | 1,051 | 944 | 1,111,924 |
| 54-hour, 6-day week..... | 3 | 48 | 209 | 352 | 369 | 304 | 115 | 338 | 519 | 60 | 271 | 455 | 172 | 325,492 |
| All other not designated..... | 2 | 72 | 97 | 537 | 680 | 615 | 388 | 618 | 825 | 785 | 864 | 571 | 214 | 556,252 |
| Not reported..... | 1 | 131 | 125 | 135 | 190 | 195 | 191 | 185 | 194 | 193 | 193 | 130 | 119 | 88,966 |
| Subcontractors..... | 38 | 609 | 563 | 562 | 552 | 558 | 517 | 634 | 700 | 733 | 734 | 626 | 471 | 1,063,223 |
| 40-hour, 5-day week..... | 18 | 380 | 337 | 344 | 323 | 324 | 342 | 412 | 450 | 455 | 448 | 382 | 314 | 707,732 |
| 44-hour, 5½-day week..... | 7 | 109 | 104 | 131 | 138 | 136 | 91 | 112 | 134 | 163 | 161 | 157 | 91 | 211,730 |
| 48-hour, 6-day week..... | 7 | 100 | 105 | 61 | 54 | 60 | 47 | 93 | 90 | 63 | 46 | 44 | 28 | 82,509 |
| 54-hour, 6-day week..... | 2 | 12 | 12 | 8 | 4 | 6 | 6 | 8 | 8 | 11 | 32 | 27 | 27 | 17,519 |
| 60-hour, 6-day week..... | 1 | 1 | 1 | 3 | 5 | 5 | 5 | 3 | 6 | 10 | 9 | 6 | 4 | 4,168 |
| All other not designated..... | 2 | 7 | 4 | 25 | 26 | 25 | 24 | 4 | 10 | 29 | 36 | 8 | 5 | 38,125 |
| Not reported..... | 1 | | | | 2 | 2 | 2 | 2 | 2 | 2 | 2 | 2 | 2 | 1,440 |

¹ Includes central station, light and power plant; and oil and natural-gas pipe line.

² Includes stone work; pipe line; and rental of equipment, trucking, etc.

³ Includes operative builders.

⁴ Includes dam and reservoir; waterworks; and central station, light and power plant.

⁵ Includes plumbing and heating combined.

⁶ Includes painting and decorating; metal work, n. e. s.; and rental of equipment, trucking, etc.

⁷ See complete classification in the tabulation for the State, above.

⁸ Includes highway; bridge and culvert; and sewer, gas, water, and conduit.

⁹ Includes heating and piping; and pipe covering.

¹⁰ Includes painting and decorating; stone work; metal work, n. e. s.; and pipe line.

CONSTRUCTION—OKLAHOMA

1009

TABLE 8.—EXPENDITURES OF REPORTING ESTABLISHMENTS: 1929

| CLASSIFICATION OF ESTABLISHMENTS | Es-tab-lish-ments re-port-ing | Value of construc-tion busi-ness re-ported | PRINCIPAL ITEMS OF EXPENDITURE | | | OTHER ITEMS OF EXPENDITURE | | | | | | | |
|---------------------------------------|-------------------------------|--------------------------------------------|--------------------------------|--------------------|---------------------|--------------------------------|--------------------|------------------|------------------|------------------|-------------------------|---------------------------------------------------|-------------------------------|
| | | | Subcon-tract work let | Wages paid | Cost of materials | Salaries | | Rent for | | Interest | Contract bond premi-ums | Compen-sation and li-ability insur-ance premi-ums | All other over-head ex-penses |
| | | | | | | Propri-eters and firm mem-bers | Em-ployees | Equip-ment | Offices, etc. | | | | |
| OKLAHOMA | 255 | \$43,440,226 | \$8,115,000 | \$9,921,297 | \$18,287,287 | \$334,903 | \$2,037,330 | \$145,875 | \$180,491 | \$205,101 | \$204,584 | \$358,087 | \$2,715,389 |
| Operative builders..... | 12 | 2,068,670 | 761,000 | 351,221 | 712,960 | 7,000 | 61,603 | ----- | 12,352 | 13,480 | 940 | 4,862 | 49,164 |
| General contractors..... | 125 | 31,530,907 | 5,206,000 | 7,163,676 | 12,553,308 | 131,234 | 1,410,082 | 143,086 | 63,720 | 237,907 | 277,845 | 295,469 | 1,821,100 |
| Building..... | 70 | 14,908,200 | 4,238,000 | 3,341,183 | 5,503,352 | 60,017 | 509,256 | 8,768 | 38,550 | 62,004 | 77,333 | 103,338 | 319,987 |
| Building not specialized..... | 01 | 12,574,719 | 3,588,000 | 2,814,068 | 4,574,855 | 60,017 | 492,624 | 7,980 | 27,844 | 21,633 | 75,255 | 95,032 | 257,767 |
| Commercial building only..... | 7 | 1,262,807 | 270,000 | 321,351 | 439,022 | ----- | 48,182 | 660 | 8,555 | 12,352 | 2,078 | 4,423 | 40,946 |
| Residential building only..... | 8 | 1,170,674 | 401,000 | 205,774 | 488,875 | ----- | 28,460 | 132 | 2,160 | 28,059 | ----- | 3,883 | 15,874 |
| Highway and grading..... | 10 | 0,082,494 | 285,000 | 1,551,019 | 2,604,353 | 38,687 | 311,011 | 36,591 | 5,845 | 47,300 | 84,745 | 65,717 | 940,927 |
| Bridge, culvert, and railroad..... | 9 | 1,440,563 | 41,000 | 367,102 | 673,070 | 3,600 | 71,608 | 2,055 | 2,175 | 4,734 | 16,370 | 21,843 | 169,422 |
| Street paving..... | 8 | 5,162,072 | 510,000 | 965,538 | 2,433,308 | 20,830 | 210,804 | 10,800 | 4,439 | 66,004 | 60,520 | 48,585 | 252,455 |
| Sewer, gas, water, conduit..... | 10 | 3,128,302 | 107,000 | 700,315 | 1,428,405 | 8,100 | 197,289 | 81,272 | 9,487 | 53,287 | 30,222 | 35,603 | 395,289 |
| Other classes 1..... | 3 | 729,216 | 85,000 | 232,519 | 250,820 | ----- | 49,004 | 3,600 | 3,215 | 3,932 | 8,655 | 20,393 | 43,300 |
| Subcontractors..... | 118 | 9,849,550 | 88,000 | 2,400,400 | 4,721,010 | 196,699 | 566,085 | 2,789 | 104,419 | 43,714 | 15,709 | 57,756 | 845,125 |
| Electrical..... | 21 | 1,393,479 | ----- | 326,530 | 680,759 | 31,396 | 107,123 | 1,405 | 21,571 | 4,045 | 1,342 | 8,008 | 69,320 |
| Heating and plumbing..... | 52 | 4,205,665 | 43,000 | 900,279 | 1,444,026 | 66,009 | 104,243 | 1,384 | 42,503 | 14,611 | 11,235 | 18,727 | 247,129 |
| Heating and piping..... | 6 | 505,419 | 31,000 | 66,086 | 322,437 | ----- | 21,270 | ----- | 6,875 | 1,063 | 317 | 2,734 | 79,644 |
| Plumbing..... | 33 | 2,536,994 | ----- | 623,434 | 1,444,026 | 52,539 | 87,539 | 1,020 | 23,400 | 7,089 | 6,417 | 10,773 | 121,107 |
| Plumbing and heating combined..... | 13 | 1,193,252 | 12,000 | 270,769 | 445,901 | 13,500 | 55,434 | 304 | 12,228 | 5,859 | 4,501 | 5,220 | 46,288 |
| Masonry 2..... | 3 | 353,083 | ----- | 88,867 | 142,687 | ----- | 48,030 | ----- | 560 | 3,074 | 10 | 2,021 | 59,651 |
| Painting and decorating..... | 4 | 150,446 | ----- | 60,514 | 43,623 | 600 | 7,400 | ----- | 3,000 | 498 | ----- | 2,214 | 9,014 |
| Plastering and lathing..... | 5 | 414,104 | ----- | 178,072 | 138,669 | 30,559 | 17,261 | ----- | 3,705 | 1,918 | ----- | 3,936 | 12,020 |
| Roofing and sheet-metal work..... | 18 | 1,175,620 | 5,000 | 228,389 | 573,903 | 27,956 | 68,569 | ----- | 13,645 | 9,523 | ----- | 8,081 | 128,692 |
| Roofing..... | 9 | 717,138 | 5,000 | 115,624 | 301,667 | ----- | 47,684 | ----- | 7,491 | 8,084 | ----- | 4,292 | 101,092 |
| Sheet-metal work..... | 4 | 109,416 | ----- | 62,244 | 81,631 | ----- | 7,107 | ----- | 2,174 | 765 | ----- | 1,483 | 10,203 |
| Roofing and sheet metal combined..... | 5 | 259,066 | ----- | 50,521 | 130,405 | 11,025 | 13,778 | ----- | 3,980 | 674 | ----- | 2,909 | 17,397 |
| Marble and tiling..... | 4 | 1,236,165 | 15,000 | 283,939 | 521,170 | 23,000 | 90,014 | ----- | 14,425 | 4,814 | ----- | 3,250 | 144,322 |
| Metal work, n. e. s..... | 8 | 674,317 | 25,000 | 220,950 | 211,735 | 13,580 | 52,530 | ----- | 4,200 | 4,699 | 1,689 | 8,580 | 82,027 |
| Other classes 3..... | 3 | 166,000 | ----- | 57,814 | 1,600 | 3,500 | 10,800 | ----- | 760 | 532 | 1,523 | 2,240 | 61,141 |
| OKLAHOMA CITY | 92 | 17,486,946 | 2,694,000 | 3,951,003 | 7,313,463 | 119,947 | 806,374 | 97,551 | 76,216 | 124,101 | 120,069 | 146,478 | 1,197,570 |
| Operative builders..... | 7 | 1,060,670 | 260,000 | 242,652 | 423,551 | 7,000 | 44,010 | ----- | 5,712 | 3,295 | 940 | 2,259 | 30,484 |
| General contractors..... | 41 | 12,734,850 | 2,294,000 | 2,054,093 | 5,026,876 | 28,963 | 611,787 | 97,551 | 32,386 | 99,043 | 116,948 | 125,104 | 386,872 |
| Building..... | 19 | 6,339,502 | 2,022,000 | 1,236,360 | 2,271,073 | 9,600 | 293,347 | 2,808 | 19,873 | 43,296 | 40,070 | 44,104 | 154,348 |
| Highway..... | 0 | 2,380,366 | 45,000 | 668,436 | 1,121,339 | 19,363 | 100,515 | 10,312 | 2,820 | 11,030 | 36,548 | 20,019 | 102,820 |
| Bridge and culvert..... | 8 | 990,555 | 32,000 | 246,757 | 435,505 | ----- | 26,088 | 775 | 1,772 | 3,119 | 12,799 | 14,050 | 114,310 |
| Sewer, gas, water, conduit..... | 5 | 2,000,540 | 85,000 | 474,678 | 764,433 | ----- | 155,715 | 76,796 | 4,950 | 32,993 | 16,386 | 21,090 | 322,182 |
| Other classes 4..... | 3 | 1,023,833 | 80,000 | 328,462 | 444,468 | ----- | 36,122 | 6,800 | 2,965 | 9,106 | 10,695 | 82,712 | |
| Subcontractors..... | 44 | 3,682,420 | 64,000 | 753,658 | 1,863,036 | 83,084 | 150,577 | ----- | 38,118 | 21,163 | 2,181 | 18,055 | 330,214 |
| Electrical..... | 7 | 419,783 | ----- | 103,460 | 224,298 | 12,200 | 20,856 | ----- | 4,700 | 1,341 | 110 | 3,055 | 25,570 |
| Heating and plumbing..... | 20 | 1,627,936 | 34,000 | 281,819 | 881,894 | 22,400 | 78,918 | ----- | 14,979 | 5,940 | 2,071 | 6,508 | 120,037 |
| Heating and piping..... | 6 | 505,419 | 31,000 | 60,080 | 322,437 | ----- | 21,270 | ----- | 6,875 | 1,063 | 317 | 2,734 | 79,644 |
| Plumbing..... | 11 | 735,771 | ----- | 159,940 | 394,350 | 14,600 | 20,848 | ----- | 6,304 | 577 | 714 | 3,081 | 40,139 |
| Plumbing and heating combined..... | 3 | 326,446 | 3,000 | 56,787 | 165,107 | 7,800 | 37,000 | ----- | 1,740 | 4,300 | ----- | 603 | 9,254 |
| Plastering, marble and tiling..... | 5 | 628,481 | ----- | 181,121 | 242,222 | 38,350 | 13,644 | ----- | 9,180 | 5,185 | ----- | 3,455 | 77,974 |
| Roofing and sheet-metal work..... | 8 | 686,998 | 5,000 | 126,338 | 302,210 | 11,025 | 28,193 | ----- | 5,779 | 8,295 | ----- | 4,005 | 75,161 |
| Roofing..... | 5 | 502,699 | 5,000 | 93,049 | 261,029 | ----- | 17,587 | ----- | 3,659 | 7,621 | ----- | 2,404 | 59,925 |
| Roofing and sheet metal combined..... | 3 | 184,299 | ----- | 32,289 | 101,187 | 11,025 | 10,600 | ----- | 2,120 | 674 | ----- | 1,601 | 15,236 |
| Other classes 5..... | 4 | 319,522 | 25,000 | 61,920 | 152,406 | ----- | 8,060 | ----- | 3,420 | 802 | ----- | 1,032 | 24,472 |
| TULSA | 81 | 15,282,233 | 2,153,000 | 3,124,551 | 6,420,408 | 88,514 | 803,945 | 36,135 | 71,408 | 108,668 | 96,037 | 119,640 | 884,653 |
| Operative builders..... | 4 | 923,000 | 495,000 | 84,599 | 244,418 | ----- | 17,053 | ----- | 6,640 | 10,185 | ----- | 2,103 | 18,180 |
| General contractors..... | 33 | 10,029,793 | 1,643,000 | 1,944,210 | 4,084,671 | 21,124 | 466,696 | 34,516 | 18,473 | 86,651 | 86,835 | 92,985 | 629,442 |
| Building..... | 22 | 3,715,008 | 1,112,000 | 795,932 | 1,242,372 | 5,000 | 124,138 | 2,302 | 10,586 | 9,932 | 8,043 | 28,528 | 77,580 |
| Building not specialized..... | 12 | 2,734,000 | 795,000 | 591,968 | 902,721 | 5,000 | 103,226 | 1,520 | 8,019 | 2,990 | 6,638 | 23,081 | 72,153 |
| Commercial building only..... | 5 | 612,500 | 123,000 | 144,938 | 181,242 | ----- | 10,812 | 650 | 2,507 | 833 | 1,405 | 3,642 | 1,653 |
| Residential building only..... | 5 | 468,502 | 193,000 | 50,026 | 158,409 | ----- | 10,100 | 132 | ----- | 6,109 | ----- | 1,805 | 3,774 |
| Highway and grading..... | 3 | 1,492,054 | 28,000 | 286,662 | 582,759 | 8,924 | 90,621 | 25,342 | 870 | 16,388 | 22,091 | 12,557 | 332,298 |
| Street paving..... | 4 | 4,060,172 | 498,000 | 688,478 | 1,882,225 | 7,200 | 181,436 | 4,822 | 2,139 | 49,318 | 47,737 | 42,848 | 182,930 |
| Other classes 6..... | 4 | 762,559 | 5,000 | 173,138 | 377,315 | ----- | 64,601 | 2,050 | 4,878 | 11,013 | 8,964 | 9,652 | 36,634 |
| Subcontractors..... | 44 | 4,329,440 | 15,000 | 1,095,772 | 2,091,317 | 47,390 | 319,596 | 1,619 | 46,295 | 11,832 | 9,202 | 24,552 | 337,631 |
| Electrical..... | 10 | 760,647 | ----- | 168,655 | 366,446 | 9,150 | 73,707 | 1,405 | 12,612 | 1,723 | 1,265 | 3,196 | 51,673 |
| Heating and plumbing..... | 13 | 1,679,128 | ----- | 442,936 | 1,011,795 | 5,200 | 42,115 | 214 | 14,791 | 3,878 | 7,064 | 7,798 | 67,179 |
| Plumbing..... | 10 | 1,176,463 | ----- | 302,618 | 746,003 | 5,200 | 36,061 | ----- | 8,471 | 3,341 | 4,390 | 4,574 | 50,746 |
| Plumbing and heating combined..... | 3 | 502,665 | ----- | 140,018 | 265,792 | ----- | 6,064 | 214 | 6,320 | 637 | 3,274 | 3,224 | 16,433 |
| Roofing and sheet-metal work..... | 8 | 419,914 | ----- | 89,020 | 179,387 | 14,340 | 37,204 | ----- | 5,992 | 1,188 | ----- | 4,219 | 50,910 |
| Roofing..... | 4 | 214,439 | ----- | 22,575 | 100,538 | ----- | 30,697 | ----- | 3,832 | 463 | ----- | 1,858 | 41,167 |
| Sheet-metal work..... | 4 | 205,475 | ----- | 66,445 | 78,849 | 14,340 | 7,107 | ----- | 2,160 | 725 | ----- | 2,351 | 9,743 |
| Marble, tiling, and plastering..... | 8 | 1,021,868 | 15,000 | 280,940 | 412,517 | 15,200 | 94,231 | ----- | 8,950 | 1,547 | ----- | 3,731 | 79,277 |
| Other classes 7..... | 5 | 447,883 | ----- | 114,221 | 121,172 | 3,500 | 72,339 | ----- | 3,950 | 3,496 | 333 | 5,606 | 87,992 |

¹ Includes dam and reservoir; central station, light and power plant; and telephone line and system.

² Includes concreting; and stonework.

³ Includes excavating; and pipe line.

⁴ Includes street paving; dam and reservoir; and central station, light and power plant.

⁵ Includes masonry; painting and decorating; ornamental iron; and metal work, n. e. s.

⁶ Includes bridge and culvert; sewer, gas, water, and conduit; and telephone line and system.

⁷ Includes concreting; stonework; excavating; metal work, n. e. s.; and pipe line.

TABLE 9.—COST OF MATERIALS FURNISHED AND USED BY REPORTING ESTABLISHMENTS DURING 1929, BY KIND

| KIND OF MATERIAL | COST OF MATERIALS REPORTED BY— | | | | KIND OF MATERIAL | COST OF MATERIALS REPORTED BY— | | | | | |
|----------------------------------------------------------------------|--------------------------------|-----------------------|-------------------------------------------------|----------------------------------|--------------------------------|----------------------------------------------------------------------|-------------------------------|-----------------------|-------------------------------------------------|----------------------------------|----------------|
| | All classes of establishments | | | General contractors ² | | Subcontractors | All classes of establishments | | | General contractors ² | Subcontractors |
| | Amount | Per cent distribution | Per \$1,000 construction work done ¹ | | | | Amount | Per cent distribution | Per \$1,000 construction work done ¹ | | |
| OKLAHOMA | | | | | OKLAHOMA CITY—Continued | | | | | | |
| All kinds of material..... | \$22,225,249 | | \$451.02 | \$16,443,542 | \$5,781,707 | Distributed by kind—Continued. | | | | | |
| Distribution not reported..... | 7,809,553 | 35.1 | | 5,981,374 | 1,823,179 | Lumber, rough and finished..... | \$303,420 | 6.2 | \$28.80 | \$303,420 | |
| Distributed by kind..... | 14,415,696 | 100.0 | | 10,462,168 | 3,953,528 | Lath, shingles, and shakes (wood)..... | 28,560 | .6 | 2.71 | 28,560 | |
| Sand, gravel, stone, slag, cinders, etc. | 2,638,404 | 18.3 | 82.66 | 2,536,625 | 61,779 | Millwork..... | 193,356 | 3.9 | 18.30 | 193,356 | |
| Brick (face, common, fire, paving, etc.)..... | 531,089 | 3.7 | 16.06 | 504,483 | 27,206 | Composition board..... | 13,733 | .3 | 1.31 | 13,733 | |
| Tile (fireproofing)..... | 54,411 | .4 | 1.70 | 54,411 | | Waterproofing materials..... | 3,585 | .1 | 3.34 | 3,585 | |
| Tile, facing, terra cotta, floor and wall..... | 221,207 | 1.5 | 6.93 | 60,887 | 160,320 | Hardware, rough and finished..... | 53,518 | 1.1 | 5.08 | 53,518 | |
| Concrete and cinder block..... | 13,214 | .1 | .42 | 13,214 | | Paints, varnishes, and glass..... | 66,837 | 1.4 | 6.34 | 19,581 | |
| Cut stone, granite and marble..... | 360,144 | 2.5 | 11.28 | 293,803 | 66,341 | Roofing and sheet metal..... | 347,020 | 7.1 | 32.05 | 22,008 | |
| Riprap, rubble, etc..... | 500 | (3) | .01 | 500 | | Finished flooring other than cement, wood, or tile..... | 1,041 | (3) | .10 | 1,041 | |
| Cement..... | 2,265,600 | 15.7 | 70.98 | 2,240,822 | 24,978 | Screens, shades, awnings, etc..... | 8,316 | .2 | 7.90 | 8,316 | |
| Lime..... | 37,209 | .3 | 1.17 | 36,719 | 490 | Heating and ventilating equipment..... | 241,629 | 4.9 | 22.94 | 8,074 | |
| Plaster, etc..... | 82,359 | .6 | 2.58 | 67,870 | 14,483 | Plumbing and gas fitting equipment..... | 402,300 | 8.2 | 38.10 | 15,578 | |
| Structural steel..... | 984,700 | 6.8 | 30.85 | 564,706 | 420,000 | Electrical appliances and supplies..... | 337,700 | 6.9 | 32.06 | 16,432 | |
| Reinforcing steel..... | 553,961 | 3.8 | 17.36 | 536,861 | 17,100 | Elevators, dumb-waiters, and equipment..... | 538 | (3) | .05 | 538 | |
| Cast iron, miscellaneous, excluding pipe..... | 68,575 | .5 | 2.15 | 67,575 | 1,000 | Pipe: Drain tile, vitrified, concrete, segment tile, corrugated..... | 53,160 | 1.1 | 5.05 | 51,473 | |
| Metal doors, windows, and trim..... | 69,621 | .6 | 2.18 | 61,621 | 8,000 | Pipe: Cast-iron, sheet and tube steel, etc..... | 3,338 | .1 | .32 | 1,238 | |
| Metal and wire lath and furring..... | 63,434 | .4 | 1.99 | 32,638 | 30,796 | Bituminous paving materials, tar, asphalt, and oil..... | 146,628 | 3.0 | 13.92 | 146,628 | |
| Ornamental metal work..... | 27,230 | .2 | .85 | 16,739 | 10,500 | Miscellaneous..... | 47,973 | 1.0 | 4.55 | 47,973 | |
| Lumber, rough and finished..... | 941,762 | 6.5 | 29.60 | 941,662 | 100 | TULSA | | | | | |
| Lath, shingles, and shakes (wood)..... | 40,626 | .3 | 1.55 | 49,626 | | All kinds of material..... | 7,818,229 | | 433.29 | 4,007,281 | |
| Millwork..... | 431,640 | 3.0 | 13.52 | 431,640 | | Distribution not reported..... | 2,273,728 | 29.1 | | 1,498,957 | |
| Composition board..... | 32,631 | .2 | 1.02 | 32,631 | | Distributed by kind..... | 5,544,498 | 100.0 | | 3,498,324 | |
| Waterproofing materials..... | 19,943 | .1 | .62 | 19,343 | 600 | Sand, gravel, stone, slag, cinders, etc. | 734,730 | 14.2 | 61.33 | 740,093 | |
| Hardware, rough and finished..... | 132,183 | .9 | 4.14 | 129,183 | 3,000 | Brick (face, common, fire, paving, etc.)..... | 131,848 | 2.4 | 10.30 | 131,848 | |
| Paints, varnishes, and glass..... | 175,817 | 1.2 | 5.51 | 83,388 | 92,429 | Tile (fireproofing)..... | 7,231 | .1 | .56 | 7,231 | |
| Roofing and sheet metal..... | 625,481 | 4.3 | 19.60 | 70,970 | 554,511 | Tile, facing, terra cotta, floor, and wall..... | 114,808 | 2.1 | 8.97 | 8,050 | |
| Finished flooring other than cement, wood, or tile..... | 27,553 | .2 | .86 | 27,553 | | Concrete and cinder block..... | 5,511 | .1 | .49 | 5,511 | |
| Screens, shades, awnings, etc..... | 23,027 | .2 | .74 | 23,027 | | Cut stone, granite and marble..... | 68,749 | 1.1 | 4.50 | 39,408 | |
| Heating and ventilating equipment..... | 625,540 | 3.6 | 16.47 | 61,425 | 464,124 | Cement..... | 969,831 | 17.5 | 75.79 | 940,324 | |
| Plumbing and gas-fitting equipment..... | 1,265,771 | 8.3 | 39.66 | 89,610 | 1,176,161 | Lime..... | 3,632 | .1 | .20 | 3,632 | |
| Electrical appliances and supplies..... | 837,397 | 5.8 | 28.23 | 65,939 | 770,458 | Plaster, etc..... | 10,533 | .3 | 1.30 | 11,620 | |
| Elevators, dumb-waiters, and equipment..... | 9,085 | .1 | .28 | 9,085 | | Structural steel..... | 519,064 | 9.4 | 40.56 | 90,064 | |
| Pipe: Drain tile, vitrified, concrete, segment tile, corrugated..... | 308,120 | 2.1 | 9.65 | 294,332 | 13,788 | Reinforcing steel..... | 149,209 | 2.7 | 11.66 | 132,109 | |
| Pipe: Cast-iron, sheet and tube steel, etc..... | 287,392 | 2.0 | 0.01 | 255,556 | 31,837 | Cast iron, miscellaneous, excluding pipe..... | 11,921 | .2 | .93 | 11,921 | |
| Wire cable, guards, and fencing..... | 28,909 | .2 | .91 | 28,909 | | Metal doors, windows, and trim..... | 23,625 | .4 | 1.85 | 15,625 | |
| Bituminous paving materials, tar, asphalt, and oil..... | 284,259 | 2.0 | 8.01 | 279,643 | 4,616 | Metal and wire lath and furring..... | 32,653 | .6 | 2.55 | 4,488 | |
| Wood piling and timber..... | 40,000 | .3 | 1.25 | 40,000 | | Ornamental metal work..... | 14,575 | .3 | 1.14 | 4,575 | |
| Freight, hauling, or trucking to job..... | 689 | (3) | .02 | 580 | | Lumber, rough and finished..... | 257,841 | 4.7 | 20.15 | 267,741 | |
| Chemicals and chemical products..... | 6,555 | (3) | .20 | 6,555 | | Lath, shingles, and shakes (wood)..... | 12,380 | .2 | 1.01 | 12,380 | |
| Metal products, n. e. s. (including metal furniture)..... | 72,535 | .5 | 2.27 | 64,615 | 7,920 | Millwork..... | 124,333 | 2.3 | 9.75 | 124,333 | |
| Mineral products (nonmetallic), n. e. s..... | 1,279 | (3) | .04 | 1,279 | | Composition board..... | 3,837 | .1 | .30 | 3,837 | |
| Sealing materials..... | 148 | (3) | (1) | 148 | | Waterproofing materials..... | 6,707 | .1 | .52 | 6,107 | |
| Textiles and caulking materials..... | 375 | (3) | .01 | 375 | | Hardware, rough and finished..... | 24,622 | .4 | 1.95 | 21,022 | |
| Miscellaneous..... | 315,193 | 2.2 | 9.87 | 314,202 | 991 | Paints, varnishes, and glass..... | 45,800 | .8 | 3.58 | 25,200 | |
| | | | | | | Roofing and sheet metal..... | 118,201 | 3.9 | 17.05 | 19,208 | |
| | | | | | | Finished flooring other than cement, wood, or tile..... | 12,302 | .2 | .96 | 12,302 | |
| | | | | | | Screens, shades, awnings, etc..... | 6,812 | .1 | .53 | 6,812 | |
| | | | | | | Heating and ventilating equipment..... | 223,120 | 4.0 | 17.44 | 24,843 | |
| | | | | | | Plumbing and gas-fitting equipment..... | 608,370 | 11.0 | 47.54 | 43,880 | |
| | | | | | | Electrical appliances and supplies..... | 358,509 | 6.5 | 28.02 | 23,004 | |
| | | | | | | Elevators, dumb-waiters, and equipment..... | 3,247 | .1 | .26 | 3,247 | |
| | | | | | | Pipe: Drain tile, vitrified, concrete, segment tile, corrugated..... | 101,742 | 1.8 | 7.95 | 93,061 | |
| | | | | | | Pipe: Cast-iron, sheet and tube steel, etc..... | 251,323 | 4.5 | 10.64 | 228,823 | |
| | | | | | | Wire cable, guards, and fencing..... | 9,122 | .2 | .71 | 9,122 | |
| | | | | | | Bituminous paving materials, tar, asphalt, and oil..... | 102,737 | 1.9 | 8.03 | 100,121 | |
| | | | | | | Wood piling and timber..... | 40,000 | .7 | 3.12 | 40,000 | |
| | | | | | | Chemicals and chemical products..... | 6,555 | .1 | .51 | 6,555 | |
| | | | | | | Metal products, n. e. s. (including metal furniture)..... | 58,548 | 1.1 | 4.58 | 50,628 | |
| | | | | | | Mineral products (nonmetallic), n. e. s..... | 1,135 | (3) | .09 | 1,135 | |
| | | | | | | Textiles and caulking materials..... | 375 | (3) | .03 | 375 | |
| | | | | | | Miscellaneous..... | 221,621 | 4.0 | 17.31 | 220,630 | |
| | | | | | | | | | | | |
| OKLAHOMA CITY | | | | | | | | | | | |
| All kinds of material..... | 8,807,423 | | 466.47 | 6,722,306 | 2,085,027 | | | | | | |
| Distribution not reported..... | 3,894,027 | 44.2 | | 3,277,884 | 616,143 | | | | | | |
| Distributed by kind..... | 4,913,396 | 100.0 | | 3,444,512 | 1,468,884 | | | | | | |
| Sand, gravel, stone, slag, cinders, etc. | 883,575 | 18.0 | 83.89 | 876,483 | 7,092 | | | | | | |
| Brick (face, common, fire, paving, etc.)..... | 191,660 | 3.9 | 18.20 | 164,560 | 27,100 | | | | | | |
| Tile (fireproofing)..... | 27,226 | .6 | 2.58 | 27,226 | | | | | | | |
| Tile, facing, terra cotta, floor and wall..... | 84,529 | 1.7 | 8.02 | 30,907 | 53,622 | | | | | | |
| Concrete and cinder block..... | 7,703 | .2 | .73 | 7,703 | | | | | | | |
| Cut stone, granite and marble..... | 234,381 | 4.8 | 22.25 | 187,381 | 47,000 | | | | | | |
| Cement..... | 665,411 | 13.5 | 63.17 | 602,604 | 2,807 | | | | | | |
| Lime..... | 17,019 | .3 | 1.61 | 16,529 | 490 | | | | | | |
| Plaster, etc..... | 18,040 | .4 | 1.80 | 9,400 | 9,540 | | | | | | |
| Structural steel..... | 239,179 | 4.9 | 22.71 | 239,179 | | | | | | | |
| Reinforcing steel..... | 204,685 | 4.2 | 19.43 | 204,685 | | | | | | | |
| Cast iron, miscellaneous, excluding pipe..... | 36,627 | .7 | 3.48 | 36,627 | | | | | | | |
| Metal doors, windows, and trim..... | 26,255 | .5 | 2.49 | 26,255 | | | | | | | |
| Metal and wire lath and furring..... | 15,443 | .3 | 1.46 | 12,812 | 2,631 | | | | | | |
| Ornamental metal work..... | 8,043 | .2 | .77 | 8,043 | | | | | | | |

¹ The value of construction work done is obtained from figures presented in Table 1, by subtracting the value of subcontract work let from the total value of construction business.
² Includes operative builders.
³ Less than one-tenth of 1 per cent.
⁴ Less than 1 cent.
⁵ The percentage of total cost shown for this item is high because large amounts were reported by highway and street paving establishments, part of whose work was done outside the home State.

TABLE 10.—COMPARISON OF COST OF DESIGNATED MATERIALS FURNISHED AND USED BY REPORTING ESTABLISHMENTS DURING 1929, WITH COST OF MATERIALS AND VALUE OF CONSTRUCTION BUSINESS

[Based exclusively upon reports of establishments which gave the distributed cost of materials]

Main table with columns: KIND OF MATERIAL AND CLASSIFICATION OF ESTABLISHMENTS, COST OF DESIGNATED MATERIAL (Amount, Total cost, Per cent of all distributed materials), Value of construction business, Indicated per cent of all business done by own force. Rows include: OKLAHOMA Sand, gravel, crushed stone, slag, and cinders; OKLAHOMA—Continued Structural steel; Reinforcing steel; Lumber, rough and finished; Millwork; Roofing and sheet metal; Cement; Cut stone, granite and marble.

See footnotes at end of table.

TABLE 10.—COMPARISON OF COST OF DESIGNATED MATERIALS FURNISHED AND USED BY REPORTING ESTABLISHMENTS DURING 1929, WITH COST OF MATERIALS AND VALUE OF CONSTRUCTION BUSINESS—Continued

[Based exclusively upon reports of establishments which gave the distributed cost of materials]

| KIND OF MATERIAL AND CLASSIFICATION OF ESTABLISHMENTS | Cost of all materials distributed by kind | COST OF DESIGNATED MATERIAL | | | Value of construction business | Indicated per cent of all business done by own force ¹ | KIND OF MATERIAL AND CLASSIFICATION OF ESTABLISHMENTS | Cost of all materials distributed by kind | COST OF DESIGNATED MATERIAL | | | Value of construction business | Indicated per cent of all business done by own force ¹ |
|-------------------------------------------------------|-------------------------------------------|-----------------------------|--------------|-----------------------------------|--------------------------------|------------------------------------------------------------------------|--------------------------------------------------------------|-------------------------------------------|-----------------------------|--------------|-----------------------------------|--------------------------------|-------------------------------------------------------------------|
| | | Amount | Per cent of— | | | | | | Amount | Per cent of— | | | |
| | | | Total cost | Cost of all distributed materials | | | | | | Total cost | Cost of all distributed materials | | |
| OKLAHOMA—Continued | | | | | | OKLAHOMA—Continued | | | | | | | |
| <i>Roofing and sheet metal—Continued</i> | | | | | | <i>Pipe: Drain tile, vitrified, concrete, segment tile, corrugated</i> | | | | | | | |
| Subcontractors..... | \$3,953,528 | \$554,511 | 88.7 | 14.0 | \$7,670,844 | 99.3 | All classes..... | \$14,415,696 | \$308,120 | 100.0 | 2.1 | \$34,046,500 | 87.4 |
| Heating and plumbing..... | 1,695,824 | 10,500 | 1.7 | 0.6 | 2,937,778 | 99.1 | General contractors..... | 10,102,077 | 294,332 | 95.6 | 2.0 | 25,425,746 | 85.2 |
| Heating and piping..... | 296,688 | 6,000 | 1.0 | 2.0 | 505,219 | 95.0 | Building..... | 3,430,330 | 9,021 | 2.9 | 3.3 | 4,458,332 | 71.2 |
| Plumbing..... | 1,283,505 | 4,500 | 0.7 | 0.4 | 2,204,315 | 100.0 | Building not specialized..... | 2,894,178 | 9,021 | 2.0 | 3.3 | 8,050,002 | 71.1 |
| Roofing and sheet metal..... | 500,959 | 544,011 | 87.0 | 92.1 | 1,255,895 | 99.6 | Commercial building only..... | 2,555,324 | 18,113 | 5.0 | 7.7 | 6,236,715 | 95.2 |
| Roofing..... | 392,905 | 332,289 | 53.1 | 91.6 | 762,384 | 99.4 | Residential building only..... | 322,465 | 7,001 | 2.3 | 2.2 | 850,636 | 96.0 |
| Sheet metal..... | 122,649 | 112,317 | 18.0 | 91.6 | 292,212 | 100.0 | Street paving..... | 3,000,635 | 97,044 | 31.5 | 32.2 | 6,591,633 | 91.4 |
| Roofing and sheet metal combined..... | 105,405 | 99,405 | 15.9 | 94.3 | 201,299 | 100.0 | Sewer, gas, water, conduit..... | 498,757 | 161,411 | 52.4 | 32.4 | 919,632 | 96.8 |
| <i>Heating and ventilating equipment</i> | | | | | | <i>Dam and reservoir.....</i> | | | | | | | |
| All classes..... | 14,415,696 | 525,549 | 100.0 | 3.6 | 34,046,500 | 87.4 | Waterworks..... | 35,400 | 1,242 | 4.4 | 3.8 | 584,462 | 86.3 |
| General contractors ² | 10,462,168 | 61,425 | 11.7 | 0.6 | 26,375,746 | 84.2 | Subcontractors..... | 3,953,528 | 13,788 | 4.5 | 3.3 | 7,670,844 | 99.3 |
| Building..... | 3,700,421 | 32,261 | 6.1 | 0.9 | 4,408,332 | 70.5 | Heating and plumbing..... | 1,695,824 | 13,788 | 4.5 | 3.8 | 2,937,778 | 99.1 |
| Building not specialized ³ | 3,254,269 | 30,663 | 5.8 | 0.9 | 9,000,002 | 70.2 | Heating and piping..... | 296,688 | 287 | 1.1 | 1.1 | 505,219 | 95.0 |
| Commercial building only..... | 167,822 | 1,116 | 0.2 | 0.7 | 461,500 | 77.7 | Plumbing..... | 1,283,505 | 12,921 | 4.2 | 1.0 | 2,204,315 | 100.0 |
| Residential building only..... | 351,334 | 483 | 0.1 | 0.1 | 912,432 | 65.8 | Plumbing and heating combined..... | 115,631 | 580 | 2.2 | 0.5 | 228,244 | 99.0 |
| Street paving..... | 3,000,635 | 13,835 | 2.6 | 5.5 | 6,591,633 | 91.4 | <i>Pipe: Cast-iron, sheet and tube steel, etc.</i> | | | | | | |
| Sewer, gas, water, conduit..... | 498,757 | 15,279 | 2.9 | 3.1 | 919,632 | 96.8 | All classes..... | \$14,415,696 | 287,393 | 100.0 | 2.0 | \$34,046,500 | 87.4 |
| Subcontractors..... | 3,953,528 | 404,124 | 88.3 | 11.7 | 7,670,844 | 99.3 | General contractors..... | 10,102,077 | 255,556 | 88.9 | 2.5 | 25,425,746 | 85.2 |
| Heating and plumbing..... | 1,695,824 | 447,792 | 85.2 | 20.4 | 2,937,778 | 99.1 | Building..... | 3,430,330 | 222 | 1.1 | (5) | 4,458,332 | 71.2 |
| Heating and piping..... | 296,688 | 219,634 | 41.8 | 74.0 | 505,219 | 95.0 | Building not specialized..... | 2,894,178 | 200 | 1.1 | (5) | 8,050,002 | 71.1 |
| Plumbing..... | 1,283,505 | 173,990 | 33.1 | 33.6 | 2,204,315 | 100.0 | Residential building only..... | 351,334 | 22 | (5) | (5) | 912,432 | 65.8 |
| Plumbing and heating combined..... | 115,631 | 54,262 | 10.3 | 46.9 | 228,244 | 99.0 | Street paving..... | 3,000,635 | 211,045 | 73.4 | 7.0 | 6,591,633 | 91.4 |
| Roofing and sheet metal work..... | 500,959 | 10,332 | 3.1 | 2.8 | 1,255,895 | 99.6 | Sewer, gas, water, conduit..... | 498,757 | 30,289 | 10.6 | 6.1 | 919,632 | 96.8 |
| Sheet metal..... | 122,649 | 10,332 | 2.0 | 8.4 | 292,212 | 100.0 | Waterworks..... | 35,400 | 1,000 | 3.3 | 2.8 | 82,400 | 100.0 |
| Roofing and sheet metal combined..... | 105,405 | 6,000 | 1.1 | 5.7 | 201,299 | 100.0 | Oil and natural gas pipe line..... | 13,000 | 13,000 | 4.5 | 100.0 | 491,936 | 99.8 |
| <i>Plumbing and gas fitting equipment</i> | | | | | | <i>Subcontractors.....</i> | | | | | | | |
| All classes..... | 14,415,696 | 1,265,771 | 100.0 | 8.8 | 34,046,500 | 87.4 | Heating and plumbing..... | 3,953,528 | 31,837 | 11.1 | 8.7 | 7,670,844 | 99.3 |
| General contractors ² | 10,462,168 | 89,610 | 7.1 | 0.9 | 26,375,746 | 84.2 | Plumbing..... | 1,695,824 | 31,837 | 11.1 | 1.9 | 2,937,778 | 99.1 |
| Building..... | 3,700,421 | 56,488 | 4.4 | 1.5 | 4,408,332 | 70.5 | Plumbing and heating combined..... | 1,283,505 | 25,100 | 8.7 | 2.0 | 2,204,315 | 100.0 |
| Building not specialized ³ | 3,254,269 | 48,698 | 3.8 | 1.5 | 9,000,002 | 70.2 | <i>Bituminous paving materials, tar, asphalt, and oil</i> | | | | | | |
| Commercial building only..... | 167,822 | 6,890 | 0.5 | 4.1 | 461,500 | 77.7 | All classes..... | \$14,415,696 | 284,250 | 100.0 | 2.0 | \$34,046,500 | 87.4 |
| Residential building only..... | 351,334 | 32,952 | 2.6 | 1.1 | 6,591,633 | 91.4 | General contractors..... | 10,102,077 | 279,643 | 98.4 | 2.8 | 25,425,746 | 85.2 |
| Street paving..... | 3,000,635 | 870 | 0.1 | 8 | 919,632 | 96.8 | Building..... | 3,430,330 | 3,728 | 1.3 | 1.1 | 4,458,332 | 71.2 |
| Sewer, gas, water, conduit..... | 498,757 | 300 | (5) | 0.8 | 82,400 | 100.0 | Building not specialized..... | 2,894,178 | 3,028 | 1.1 | 1.1 | 8,050,002 | 71.1 |
| Waterworks..... | 35,400 | 300 | (5) | 0.8 | 82,400 | 100.0 | Commercial building only..... | 167,822 | 700 | 2.2 | 4.4 | 461,500 | 77.7 |
| Subcontractors..... | 3,953,528 | 1,170,161 | 92.9 | 29.7 | 7,670,844 | 99.3 | Highway..... | 2,555,324 | 109,867 | 38.6 | 4.3 | 6,236,715 | 95.2 |
| Heating and plumbing..... | 1,695,824 | 1,170,161 | 92.9 | 69.4 | 2,937,778 | 99.1 | Bridge and culvert..... | 322,465 | 1,063 | 4.3 | 4.3 | 850,636 | 96.0 |
| Heating and piping..... | 296,688 | 70,867 | 5.6 | 23.9 | 505,219 | 95.0 | Street paving..... | 3,000,635 | 148,517 | 52.2 | 4.9 | 6,591,633 | 91.4 |
| Plumbing..... | 1,283,505 | 1,051,888 | 83.1 | 82.0 | 2,204,315 | 100.0 | Sewer, gas, water, conduit..... | 498,757 | 16,488 | 5.8 | 3.3 | 919,632 | 96.8 |
| Plumbing and heating combined..... | 115,631 | 53,406 | 4.2 | 46.2 | 228,244 | 99.0 | Subcontractors..... | 3,953,528 | 4,616 | 1.6 | 1.1 | 7,670,844 | 99.3 |
| <i>Electrical appliances and supplies</i> | | | | | | <i>Heating and plumbing.....</i> | | | | | | | |
| All classes..... | 14,415,696 | 837,397 | 100.0 | 5.8 | 34,046,500 | 87.4 | Plumbing..... | 1,695,824 | 2,000 | 0.7 | 1.4 | 2,937,778 | 99.1 |
| General contractors ² | 10,462,168 | 68,939 | 8.0 | 0.6 | 26,375,746 | 84.2 | Roofing and sheet metal work..... | 1,283,505 | 2,000 | 0.7 | 2.2 | 2,204,315 | 100.0 |
| Building..... | 3,700,421 | 43,692 | 5.2 | 1.2 | 4,408,332 | 70.5 | Roofing..... | 500,959 | 2,610 | 0.9 | 4.4 | 1,255,895 | 99.6 |
| Building not specialized ³ | 3,254,269 | 38,110 | 4.6 | 1.2 | 9,000,002 | 70.2 | Roofing..... | 362,905 | 2,610 | 0.9 | 7.7 | 762,384 | 99.4 |
| Commercial building only..... | 167,822 | 4,464 | 0.5 | 2.7 | 461,500 | 77.7 | OKLAHOMA CITY | | | | | | |
| Residential building only..... | 351,334 | 1,018 | 0.1 | 0.3 | 912,432 | 65.8 | <i>Sand, gravel, stone, slag, cinders, etc.¹⁰</i> | | | | | | |
| Street paving..... | 3,000,635 | 12,325 | 1.5 | 0.4 | 6,591,633 | 91.4 | All classes..... | 4,913,396 | 883,575 | 100.0 | 18.0 | 11,848,595 | 85.5 |
| Sewer, gas, water, conduit..... | 498,757 | 10,122 | 1.2 | 2.0 | 919,632 | 96.8 | General contractors ² | 3,444,512 | 878,483 | 99.2 | 25.4 | 8,882,627 | 82.3 |
| Waterworks..... | 35,400 | 900 | 0.1 | 2.5 | 82,400 | 100.0 | Building..... | 1,431,223 | 108,292 | 12.2 | 7.0 | 3,790,092 | 87.1 |
| Subcontractors..... | 3,953,528 | 770,458 | 92.0 | 19.5 | 7,670,844 | 99.3 | Building not specialized..... | 1,178,298 | 94,632 | 10.7 | 8.0 | 3,210,092 | 65.6 |
| Electrical..... | 762,188 | 762,188 | 100.0 | 0 | 1,572,096 | 100.0 | Residential building only..... | 252,925 | 13,000 | 1.5 | 5.4 | 580,000 | 69.5 |
| Heating and plumbing..... | 1,095,824 | 8,270 | 1.0 | 0.5 | 2,937,778 | 99.1 | Highway..... | 828,128 | 389,592 | 44.1 | 47.0 | 2,028,688 | 97.7 |
| Plumbing..... | 1,283,505 | 8,000 | 1.0 | 0.6 | 2,204,315 | 100.0 | Bridge and culvert..... | 226,615 | 31,909 | 3.6 | 14.1 | 640,636 | 95.5 |
| Plumbing and heating combined..... | 115,631 | 270 | (5) | 0.2 | 228,244 | 99.0 | Street paving..... | 800,065 | 318,619 | 36.1 | 39.8 | 1,920,617 | 95.8 |
| | | | | | | | Sewer, gas, water, conduit..... | 17,182 | 614 | 1.1 | 3.6 | 86,431 | 96.2 |
| | | | | | | | Dam and reservoir..... | 141,899 | 27,647 | 3.1 | 19.5 | 416,168 | 80.8 |
| | | | | | | | Subcontractors..... | 1,468,884 | 7,092 | 0.8 | 5.4 | 2,965,998 | 98.5 |
| | | | | | | | Plastering and lathing..... | 19,283 | 6,092 | 7.7 | 31.6 | 69,020 | 100.0 |
| | | | | | | | Marble and tiling..... | 103,939 | 1,000 | 1.1 | 1.0 | 276,000 | 100.0 |

See footnotes at end of table.

CONSTRUCTION—OKLAHOMA

TABLE 10.—COMPARISON OF COST OF DESIGNATED MATERIALS FURNISHED AND USED BY REPORTING ESTABLISHMENTS DURING 1929, WITH COST OF MATERIALS AND VALUE OF CONSTRUCTION BUSINESS—Continued

[Based exclusively upon reports of establishments which gave the distributed cost of materials]

| KIND OF MATERIAL AND CLASSIFICATION OF ESTABLISHMENTS | Cost of all materials distributed by kind | COST OF DESIGNATED MATERIAL | | | Value of construction business | Indicated per cent of all business done by own force ¹ | KIND OF MATERIAL AND CLASSIFICATION OF ESTABLISHMENTS | Cost of all materials distributed by kind | COST OF DESIGNATED MATERIAL | | | Value of construction business | Indicated per cent of all business done by own force ¹ | | | | | | |
|-------------------------------------------------------|-------------------------------------------|-----------------------------|--------------|-----------------------------------|--------------------------------|-------------------------------------------------------------------|-----------------------------------------------------------|-------------------------------------------|-----------------------------|------------|-----------------------------------|--------------------------------|-------------------------------------------------------------------|--------|--------------|-----------------------------------|--------|------------|-----------------------------------|
| | | Amount | Per cent of— | | | | | | Amount | Total cost | Cost of all distributed materials | | | Amount | Per cent of— | | Amount | Total cost | Cost of all distributed materials |
| | | | Total cost | Cost of all distributed materials | | | | | | | | | | | Total cost | Cost of all distributed materials | | | |
| OKLAHOMA CITY—Contd. | | | | | | OKLAHOMA CITY—Contd. | | | | | | | | | | | | | |
| <i>Brick (face, common, fire, paving, etc.)</i> | | | | | | <i>Millwork</i> | | | | | | | | | | | | | |
| All classes | \$4,913,300 | \$191,600 | 100.0 | 3.0 | \$11,848,595 | 85.5 | All classes | \$4,013,300 | \$193,356 | 100.0 | 3.0 | \$11,848,595 | 85.5 | | | | | | |
| General contractors ² | \$3,444,512 | 104,500 | 85.9 | 4.8 | \$8,882,627 | 82.3 | General contractors ² | \$3,444,512 | 193,356 | 100.0 | 5.6 | \$8,882,627 | 82.3 | | | | | | |
| Building | 1,431,223 | 150,613 | 78.6 | 10.5 | 3,790,092 | 67.1 | Building | 1,431,223 | 185,346 | 95.9 | 13.0 | 3,790,092 | 67.1 | | | | | | |
| Building not specialized ² | 1,178,298 | 130,613 | 98.1 | 11.1 | 3,210,092 | 65.6 | Building not specialized ² | 1,178,298 | 145,346 | 75.2 | 12.3 | 3,210,092 | 65.6 | | | | | | |
| Residential building only | 252,925 | 20,000 | 10.4 | 7.9 | 580,000 | 69.5 | Residential building only | 252,925 | 40,000 | 20.7 | 15.8 | 580,000 | 69.5 | | | | | | |
| Street paving | 800,065 | 7,696 | 4.0 | 1.0 | 1,920,617 | 95.8 | Bridge and culvert | 226,515 | 8,000 | 41.1 | 3.5 | 640,636 | 95.5 | | | | | | |
| Sewer, gas, water, conduit | 17,182 | 1,476 | 8.6 | 8.0 | 86,431 | 96.2 | Sewer, gas, water, conduit | 17,182 | 10 | (9) | .1 | 86,431 | 96.2 | | | | | | |
| Dam and reservoir | 141,399 | 4,775 | 2.5 | 3.4 | 416,163 | 80.8 | <i>Roofing and sheet metal</i> | | | | | | | | | | | | |
| Subcontractors | \$1,468,884 | 27,100 | 14.1 | 1.8 | \$2,965,968 | 98.5 | All classes | 4,013,300 | 347,026 | 100.0 | 7.1 | 11,848,595 | 85.5 | | | | | | |
| Masonry | 27,000 | 27,000 | 100.0 | 14.1 | 74,500 | 100.0 | General contractors ² | \$3,444,512 | 22,008 | 6.3 | .6 | \$8,882,627 | 82.3 | | | | | | |
| Marble and tiling | 103,939 | 100 | 1.0 | .1 | 276,000 | 100.0 | Building | 1,431,223 | 22,008 | 6.3 | 1.5 | 3,790,092 | 67.1 | | | | | | |
| <i>Cut stone, granite and marble</i> | | | | | | <i>Heating and ventilating equipment</i> | | | | | | | | | | | | | |
| All classes | 4,913,306 | 234,381 | 100.0 | 4.8 | 11,848,595 | 85.5 | All classes | 4,013,300 | 241,029 | 100.0 | 4.0 | 11,848,595 | 85.5 | | | | | | |
| General contractors ² | \$3,444,512 | 187,381 | 79.9 | 5.4 | \$8,882,627 | 82.3 | General contractors ² | \$3,444,512 | 8,024 | 3.3 | .2 | \$8,882,627 | 82.3 | | | | | | |
| Building | 1,431,223 | 187,381 | 79.9 | 13.1 | 3,790,092 | 67.1 | Building | 1,431,223 | 8,024 | 3.3 | .0 | 3,790,092 | 67.1 | | | | | | |
| Building not specialized ² | 1,178,298 | 184,881 | 78.9 | 15.7 | 3,210,092 | 65.6 | Building not specialized ² | 1,178,298 | 8,024 | 3.3 | .7 | 3,210,092 | 65.6 | | | | | | |
| Residential building only | 252,925 | 2,500 | 1.1 | 1.0 | 580,000 | 69.5 | Subcontractors | \$1,468,884 | 325,018 | 93.7 | 22.1 | \$2,965,968 | 98.5 | | | | | | |
| Highway | 828,128 | 35,799 | 5.4 | 15.8 | 640,636 | 95.5 | Heating and plumbing | \$630,120 | 6,000 | 1.7 | 1.0 | \$1,146,753 | 98.0 | | | | | | |
| Bridge and culvert | 226,515 | 35,799 | 5.4 | 15.8 | 640,636 | 95.5 | Heating and piping | 205,114 | 6,000 | 1.7 | 2.3 | 444,219 | 94.5 | | | | | | |
| Street paving | 800,065 | 202,087 | 39.4 | 32.8 | 1,920,617 | 95.8 | Roofing and sheet-metal work | 347,018 | 319,018 | 91.9 | 91.9 | 672,027 | 99.4 | | | | | | |
| Sewer, gas, water, conduit | 17,182 | 832 | 1.1 | 4.8 | 86,431 | 96.2 | Roofing | 229,813 | 201,813 | 58.2 | 87.8 | 452,699 | 99.0 | | | | | | |
| Dam and reservoir | 141,399 | 33,248 | 5.0 | 23.5 | 416,163 | 80.8 | Sheet-metal work | 41,018 | 41,018 | 11.8 | 100.0 | 92,790 | 100.0 | | | | | | |
| Subcontractors | \$1,468,884 | 2,807 | .4 | .2 | \$2,965,968 | 98.5 | Roofing and sheet metal combined | 70,187 | 76,187 | 22.0 | 100.0 | 126,532 | 100.0 | | | | | | |
| Plastering and lathing | 19,283 | 1,120 | 2.2 | 5.8 | 59,420 | 100.0 | <i>Plumbing and gas fitting equipment</i> | | | | | | | | | | | | |
| Marble and tiling | 103,939 | 1,687 | 3.3 | 1.6 | 276,000 | 100.0 | All classes | 4,013,300 | 402,300 | 100.0 | 8.2 | 11,848,595 | 85.5 | | | | | | |
| <i>Structural steel</i> | | | | | | <i>Plumbing and gas fitting equipment</i> | | | | | | | | | | | | | |
| All classes | \$4,913,306 | 239,179 | 100.0 | 4.9 | \$11,848,595 | 85.5 | All classes | 4,013,300 | 402,300 | 100.0 | 8.2 | 11,848,595 | 85.5 | | | | | | |
| General contractors ² | \$3,444,512 | 239,179 | 100.0 | 6.9 | \$8,882,627 | 82.3 | General contractors ² | \$3,444,512 | 15,878 | 3.9 | .5 | \$8,882,627 | 82.3 | | | | | | |
| Building | 1,431,223 | 58,498 | 24.5 | 4.1 | 3,790,092 | 67.1 | Building | 1,431,223 | 14,708 | 3.7 | 1.0 | 3,790,092 | 67.1 | | | | | | |
| Building not specialized ² | 1,178,298 | 55,988 | 23.4 | 4.8 | 3,210,092 | 65.6 | Building not specialized ² | 1,178,298 | 14,708 | 3.7 | 1.2 | 3,210,092 | 65.6 | | | | | | |
| Residential building only | 252,925 | 2,500 | 1.0 | 1.0 | 580,000 | 69.5 | Sewer, gas, water, conduit | 17,182 | 870 | 2.7 | 5.1 | 86,431 | 96.2 | | | | | | |
| Highway | 828,128 | 111,492 | 46.0 | 13.5 | 2,028,688 | 97.7 | Subcontractors | \$1,468,884 | 386,728 | 96.1 | 26.3 | \$2,965,968 | 98.5 | | | | | | |
| Bridge and culvert | 226,515 | 66,536 | 27.8 | 29.4 | 640,636 | 95.5 | Heating and plumbing | 630,120 | 386,728 | 96.1 | 61.4 | 1,146,753 | 98.0 | | | | | | |
| Street paving | 800,065 | 500 | .2 | .1 | 1,920,617 | 95.8 | Heating and piping | 205,114 | 70,867 | 17.6 | 26.7 | 444,219 | 94.5 | | | | | | |
| Sewer, gas, water, conduit | 17,182 | 18 | (9) | .5 | 86,431 | 96.2 | Plumbing | 320,016 | 296,162 | 73.6 | 92.5 | 603,478 | 100.0 | | | | | | |
| Dam and reservoir | 141,399 | 2,163 | .0 | 1.5 | 416,163 | 80.8 | Plumbing and heating combined | 44,990 | 10,699 | 4.0 | 43.8 | 99,056 | 99.1 | | | | | | |
| <i>Reinforcing steel</i> | | | | | | <i>Electrical appliances and supplies</i> | | | | | | | | | | | | | |
| All classes | \$4,913,306 | 204,685 | 100.0 | 4.2 | \$11,848,595 | 85.5 | All classes | 4,013,300 | 337,700 | 100.0 | 6.9 | 11,848,595 | 85.5 | | | | | | |
| General contractors ² | \$3,444,512 | 204,685 | 100.0 | 5.9 | \$8,882,627 | 82.3 | General contractors ² | \$3,444,512 | 15,432 | 4.6 | .4 | \$8,882,627 | 82.3 | | | | | | |
| Building | 1,431,223 | 47,882 | 23.4 | 3.0 | 3,790,092 | 67.1 | Building | 1,431,223 | 15,310 | 4.5 | 1.1 | 3,790,092 | 67.1 | | | | | | |
| Building not specialized ² | 1,178,298 | 45,832 | 22.4 | 3.0 | 3,210,092 | 65.6 | Building not specialized ² | 1,178,298 | 15,310 | 4.5 | 1.3 | 3,210,092 | 65.6 | | | | | | |
| Residential building only | 252,925 | 2,000 | 1.0 | .8 | 580,000 | 69.5 | Sewer, gas, water, conduit | 17,182 | 122 | (9) | .7 | 86,431 | 96.2 | | | | | | |
| Highway | 828,128 | 58,900 | 28.3 | 7.1 | 2,028,688 | 97.7 | Subcontractors | \$1,468,884 | 322,268 | 95.4 | 21.9 | \$2,965,968 | 98.5 | | | | | | |
| Bridge and culvert | 226,515 | 30,308 | 14.8 | 13.4 | 640,636 | 95.5 | Electrical | 322,268 | 322,268 | 100.0 | 100.0 | 676,659 | 100.0 | | | | | | |
| Street paving | 800,065 | 25,000 | 12.2 | 3.1 | 1,920,617 | 95.8 | <i>Bituminous paving materials, tar, asphalt, and oil</i> | | | | | | | | | | | | |
| Sewer, gas, water, conduit | 17,182 | 18 | (9) | .5 | 86,431 | 96.2 | All classes | \$4,913,306 | 146,628 | 100.0 | 3.0 | \$11,848,595 | 85.5 | | | | | | |
| Dam and reservoir | 141,399 | 42,679 | 20.8 | 30.1 | 416,163 | 80.8 | General contractors | \$3,249,811 | 146,628 | 100.0 | 4.5 | \$8,425,627 | 82.7 | | | | | | |
| <i>Lumber, rough and finished</i> | | | | | | <i>General contractors</i> | | | | | | | | | | | | | |
| All classes | \$4,913,306 | 308,420 | 100.0 | 6.2 | \$11,848,595 | 85.5 | Highway | 828,128 | 33,411 | 23.8 | 4.0 | 2,028,688 | 97.7 | | | | | | |
| General contractors ² | \$3,444,512 | 308,420 | 100.0 | 8.8 | \$8,882,627 | 82.3 | Bridge and culvert | 226,515 | 1,053 | .7 | .5 | 640,636 | 95.5 | | | | | | |
| Building | 1,431,223 | 230,457 | 76.0 | 16.1 | 3,790,092 | 67.1 | Street paving | 800,065 | 7,000 | 2.3 | .9 | 1,920,617 | 95.8 | | | | | | |
| Building not specialized ² | 1,178,298 | 140,457 | 46.3 | 11.9 | 3,210,092 | 65.6 | Sewer, gas, water, conduit | 17,182 | 88 | (9) | .5 | 86,431 | 96.2 | | | | | | |
| Residential building only | 252,925 | 90,000 | 29.7 | 35.6 | 580,000 | 69.5 | Dam and reservoir | 141,399 | 8,404 | 2.8 | 5.9 | 416,163 | 80.8 | | | | | | |
| Highway | 828,128 | 10,800 | 3.6 | 1.3 | 2,028,688 | 97.7 | | | | | | | | | | | | | |
| Bridge and culvert | 226,515 | 46,671 | 16.4 | 20.6 | 640,636 | 95.5 | | | | | | | | | | | | | |
| Street paving | 800,065 | 7,000 | 2.3 | .9 | 1,920,617 | 95.8 | | | | | | | | | | | | | |
| Sewer, gas, water, conduit | 17,182 | 18 | (9) | .5 | 86,431 | 96.2 | | | | | | | | | | | | | |
| Dam and reservoir | 141,399 | 8,404 | 2.8 | 5.9 | 416,163 | 80.8 | | | | | | | | | | | | | |

See footnotes at end of table.

TABLE 10.—COMPARISON OF COST OF DESIGNATED MATERIALS FURNISHED AND USED BY REPORTING ESTABLISHMENTS DURING 1929, WITH COST OF MATERIALS AND VALUE OF CONSTRUCTION BUSINESS—Continued

[Based exclusively upon reports of establishments which gave the distributed cost of materials]

Main data table with columns for 'KIND OF MATERIAL AND CLASSIFICATION OF ESTABLISHMENTS', 'COST OF DESIGNATED MATERIAL' (Amount, Per cent of total cost, Value of construction business), 'Indicated per cent of all business done by own force', and 'COST OF DESIGNATED MATERIAL' (Amount, Per cent of total cost, Value of construction business). Includes sections for Sand, gravel, stone, slag, cinders, etc.; Reinforcing steel; Lumber, rough and finished; Millwork; Roofing and sheet metal; Heating and ventilating equipment; and Structural steel.

See footnotes at end of table.

CONSTRUCTION—OKLAHOMA

1015

TABLE 10.—COMPARISON OF COST OF DESIGNATED MATERIALS FURNISHED AND USED BY REPORTING ESTABLISHMENTS DURING 1929, WITH COST OF MATERIALS AND VALUE OF CONSTRUCTION BUSINESS—Continued

[Based exclusively upon reports of establishments which gave the distributed cost of materials]

| KIND OF MATERIAL AND CLASSIFICATION OF ESTABLISHMENTS | Cost of all materials distributed by kind | COST OF DESIGNATED MATERIAL | | | Value of construction business | Indicated per cent of all business done by own force ¹ | KIND OF MATERIAL AND CLASSIFICATION OF ESTABLISHMENTS | Cost of all materials distributed by kind | COST OF DESIGNATED MATERIAL | | | Value of construction business | Indicated per cent of all business done by own force ¹ |
|------------------------------------------------------------------------|-------------------------------------------|-----------------------------|--------------|-----------------------------------|--------------------------------|----------------------------------------------------------------------------------|-------------------------------------------------------|-------------------------------------------|-----------------------------|--------------|-----------------------------------|--------------------------------|-------------------------------------------------------------------|
| | | Amount | Per cent of— | | | | | | Amount | Per cent of— | | | |
| | | | Total cost | Cost of all distributed materials | | | | | | Total cost | Cost of all distributed materials | | |
| TULSA—Continued | | | | | | TULSA—Continued | | | | | | | |
| <i>Plumbing and gas fitting equipment</i> | | | | | | <i>Pipe: Drain tile, vitrified, concrete, segment tile, corrugated—Continued</i> | | | | | | | |
| All classes..... | \$5,544,498 | \$608,370 | 100.0 | 11.0 | \$12,992,004 | 88.4 | | | | | | | |
| General contractors..... | \$3,332,934 | 43,880 | 7.2 | 1.3 | \$8,770,403 | 86.7 | Subcontractors..... | \$2,046,174 | \$3,681 | 8.5 | 0.4 | \$3,728,601 | 99.7 |
| Building..... | \$70,032 | 23,880 | 3.9 | 3.6 | \$2,336,770 | 71.7 | Heating and plumbing..... | \$790,216 | 8,681 | 8.5 | 1.1 | \$1,271,544 | 100.0 |
| Building not specialized..... | 412,181 | 18,000 | 3.0 | 4.4 | 1,568,844 | 72.8 | Plumbing..... | 730,003 | 8,521 | 8.4 | 1.2 | 1,145,416 | 100.0 |
| Commercial building only..... | 159,442 | 5,880 | 1.0 | 3.7 | 435,500 | 76.0 | Plumbing and heating combined..... | 28,639 | 160 | .2 | .6 | 65,128 | 100.0 |
| Street paving..... | 1,882,225 | 20,000 | 3.3 | 1.1 | 4,060,172 | 87.7 | <i>Pipe: Cast-iron, sheet and tube steel, etc.</i> | | | | | | |
| Subcontractors..... | \$2,046,174 | 504,400 | 92.8 | 27.6 | \$3,728,601 | 99.7 | All classes..... | \$5,544,498 | 251,323 | 100.0 | 4.5 | \$12,992,004 | 88.4 |
| Heating and plumbing..... | \$790,216 | 504,400 | 92.8 | 71.4 | \$1,271,544 | 100.0 | General contractors..... | \$3,332,934 | 225,823 | 89.9 | 6.8 | \$8,770,403 | 86.7 |
| Plumbing..... | 730,003 | 549,640 | 90.3 | 75.3 | 1,145,416 | 100.0 | Building..... | \$670,032 | 22 | (5) | (5) | \$2,336,770 | 71.7 |
| Plumbing and heating combined..... | 28,639 | 14,850 | 2.4 | 51.9 | 65,128 | 100.0 | Residential building only..... | 98,400 | 22 | (5) | (5) | 332,432 | 88.8 |
| <i>Electrical appliances and supplies</i> | | | | | | <i>Bituminous paving materials, tar, asphalt, and oil</i> | | | | | | | |
| All classes..... | \$5,544,498 | 358,500 | 100.0 | 6.5 | \$12,992,004 | 88.4 | All classes..... | \$5,544,498 | 102,737 | 100.0 | 1.9 | \$12,992,004 | 88.4 |
| General contractors..... | \$3,332,934 | 23,604 | 6.0 | .7 | \$8,770,403 | 86.7 | General contractors..... | \$3,332,934 | 100,121 | 97.5 | 3.0 | \$8,770,403 | 86.7 |
| Building..... | \$70,032 | 13,004 | 3.8 | 2.0 | \$2,336,770 | 71.7 | Building..... | \$670,032 | 1,178 | 1.1 | .2 | \$2,336,770 | 71.7 |
| Building not specialized..... | 412,181 | 8,122 | 2.3 | 2.0 | 1,568,844 | 72.8 | Building not specialized..... | 412,181 | 478 | .5 | .1 | 1,568,844 | 72.8 |
| Commercial building only..... | 159,442 | 4,404 | 1.2 | 2.8 | 435,500 | 76.0 | Commercial building only..... | 159,442 | 700 | .7 | .4 | 435,500 | 76.0 |
| Residential building only..... | 98,400 | 1,018 | .3 | 1.0 | 332,432 | 58.8 | Highway..... | 582,759 | 61,939 | 60.8 | 10.6 | 1,413,611 | 98.0 |
| Street paving..... | 1,882,225 | 10,000 | 2.8 | .5 | 4,060,172 | 87.7 | Street paving..... | 1,882,225 | 32,570 | 31.7 | 1.7 | 4,060,172 | 87.7 |
| Subcontractors..... | \$2,046,174 | 334,905 | 93.4 | 16.4 | \$3,728,601 | 99.7 | Sewer, gas, water, conduit..... | 30,668 | 4,434 | 4.3 | 14.5 | 107,908 | 100.0 |
| Electrical..... | 334,905 | 334,906 | 93.4 | 100.0 | 652,388 | 100.0 | Subcontractors..... | \$2,046,174 | 2,616 | 2.5 | .1 | \$3,728,601 | 99.7 |
| <i>Pipe: Drain tile, vitrified, concrete, segment tile, corrugated</i> | | | | | | <i>Roofing and sheet metal work</i> | | | | | | | |
| All classes..... | \$5,544,498 | 101,742 | 100.0 | 1.8 | \$12,992,004 | 88.4 | Roofing..... | \$211,941 | 2,616 | 2.5 | 1.2 | \$515,160 | 100.0 |
| General contractors..... | \$3,332,934 | 78,001 | 91.5 | 2.8 | \$8,770,403 | 86.7 | Roofing..... | 133,092 | 2,616 | 2.5 | 2.0 | 309,685 | 100.0 |
| Building..... | \$70,032 | 7,968 | 7.8 | 1.2 | \$2,336,770 | 71.7 | | | | | | | |
| Building not specialized..... | 412,181 | 7,068 | 7.8 | 1.9 | 1,568,844 | 72.8 | | | | | | | |
| Highway..... | 582,759 | 5,198 | 5.1 | .9 | 1,413,611 | 98.0 | | | | | | | |
| Bridges and culverts..... | 64,250 | 5,000 | 4.0 | 7.5 | 150,000 | 100.0 | | | | | | | |
| Street paving..... | 1,882,225 | 59,719 | 58.7 | 3.2 | 4,060,172 | 87.7 | | | | | | | |
| Sewer, gas, water, conduit..... | 30,668 | 15,176 | 14.9 | 49.5 | 107,908 | 100.0 | | | | | | | |

¹ Based upon the difference between the total value of all construction business reported and the value of subcontract work let.

² Includes operative builders.

³ Includes cost of materials reported by establishments which did not include designated material in their distributed lists.

⁴ Includes construction work reported by establishments which did not include the designated material in their distributed lists.

⁵ Less than one-tenth of 1 per cent.

⁶ Includes cost of materials reported by subcontracting establishments which did not include the designated material in their distributed lists.

⁷ Includes construction work reported by subcontracting establishments which did not include the designated material in their distributed lists.

⁸ Includes cost of materials reported by operative builders who did not include the designated materials in their distributed lists.

⁹ Includes construction work reported by operative builders who did not include designated materials in their distributed lists.

¹⁰ See also footnote 5 of Table 9 on p. 1010.

TABLE 11.—COST OF MATERIAL FURNISHED AND USED BY REPORTING ESTABLISHMENTS DURING 1929

(This table is made up in three sections; the second section begins on p. 1017, the third section on p. 1018)

| CLASSIFICATION OF ESTABLISHMENTS | Total cost of all materials ¹ | COST OF ALL MATERIALS DISTRIBUTED BY KIND | | Sand, gravel, crushed stone, slag, cinders, etc. | Brick (face, common, fire, paving, etc.) | Tile (fire-proofing) | Tile, facing, terra cotta, floor, and wall | Concrete and cinder block | Cut stone, granite and marble | Cement | Lime | Plaster, etc. |
|----------------------------------|------------------------------------------|-------------------------------------------|-------------------|--------------------------------------------------|------------------------------------------|----------------------|--------------------------------------------|---------------------------|-------------------------------|-------------|----------|---------------|
| | | Amount | Per cent of total | | | | | | | | | |
| OKLAHOMA | \$22,225,249 | \$14,415,698 | 64.9 | \$2,639,404 | \$531,689 | \$54,411 | \$221,207 | \$18,214 | \$860,144 | \$2,265,800 | \$37,209 | \$82,550 |
| Operative builders | 749,019 | 360,091 | 48.1 | 18,560 | 45,101 | 3,000 | 5,000 | 500 | 3,024 | 11,314 | 690 | 2,712 |
| General contractors | 15,094,523 | 10,102,077 | 64.4 | 2,568,065 | 450,382 | 51,411 | 55,887 | 12,714 | 290,179 | 2,229,308 | 36,029 | 65,164 |
| Building | 6,351,830 | 3,430,330 | 54.0 | 256,594 | 408,962 | 50,046 | 52,350 | 12,398 | 200,179 | 309,057 | 35,029 | 62,157 |
| Building, not specialized | 5,406,337 | 2,894,178 | 53.5 | 230,526 | 357,881 | 47,546 | 47,003 | 7,902 | 250,193 | 278,975 | 31,637 | 54,043 |
| Commercial building only | 439,622 | 167,822 | 38.2 | 7,704 | 25,035 | 1,750 | 4,677 | 4,496 | 0,139 | 7,041 | 911 | 3,078 |
| Residential building only | 46,996 | 16,996 | 100.0 | 2,850 | | | | | | 5,209 | 306 | 530 |
| Manufacturing building only | 488,875 | 351,334 | 71.9 | 17,014 | 26,046 | 750 | | | 3,847 | 17,832 | 2,175 | 4,606 |
| Highway | 3,273,004 | 2,555,324 | 78.1 | 1,294,922 | 4,137 | | | | | 609,575 | | |
| Bridge and culvert | 620,720 | 322,465 | 52.0 | 48,909 | 1,000 | | | | | 54,199 | | |
| Street paving | 3,199,125 | 3,000,635 | 93.8 | 858,935 | 28,362 | 325 | 3,537 | | 30,000 | 1,071,503 | | 2,007 |
| Sewer, gas, water, conduit | 1,578,405 | 498,757 | 31.6 | 77,382 | 9,446 | 1,040 | | 310 | | 81,433 | | |
| Dam and reservoir | 156,166 | 156,166 | 100.0 | 29,123 | 4,775 | | | | | 36,041 | 1,000 | 1,000 |
| Waterworks | 185,400 | 35,400 | 19.1 | 3,000 | 2,700 | | | | | 7,500 | | |
| Oil and natural gas pipe line | 258,383 | 13,000 | 5.0 | | | | | | | | | |
| Telephone line and system | 90,000 | 90,000 | 100.0 | | | | | | | | | |
| Subcontractors | 5,781,707 | 3,053,528 | 52.8 | 51,779 | 27,206 | | | 160,320 | 66,341 | 24,978 | 490 | 14,483 |
| Concreting | 32,000 | 32,000 | 100.0 | 29,000 | | | | | | 2,700 | | |
| Electrical | 869,729 | 762,188 | 87.6 | | | | | | | | | |
| Heating and plumbing | 2,677,682 | 1,095,824 | 40.9 | | 106 | | | | | 64 | | |
| Heating and piping | 354,011 | 296,688 | 83.8 | | | | | | | | | |
| Plumbing | 1,507,770 | 1,288,505 | 85.5 | | | | | | | | | |
| Plumbing and heating combined | 665,901 | 115,631 | 17.4 | | 106 | | | | | 64 | | |
| Masonry | 47,000 | 27,000 | 57.4 | | 27,000 | | | | | | | |
| Painting and decorating | 64,123 | 64,123 | 100.0 | | | | | | | | | |
| Plastering and lathing | 133,569 | 34,569 | 25.9 | 7,279 | | | | | | 1,120 | 425 | 13,953 |
| Roofing and sheet-metal work | 647,175 | 590,959 | 91.3 | | | | | | | | | |
| Roofing | 394,121 | 302,905 | 76.9 | | | | | | | | | |
| Sheet-metal work | 122,649 | 122,649 | 100.0 | | | | | | | | | |
| Roofing and sheet metal combined | 130,405 | 105,405 | 80.8 | | | | | | | | | |
| Steel erection | 475,000 | 475,000 | 100.0 | | | | | | | | | |
| Marble and tiling | 521,170 | 264,680 | 50.8 | 15,500 | 100 | | | | 66,341 | 19,494 | 65 | 525 |
| Excavating | 1,600 | 1,600 | 100.0 | | | | | | | 1,600 | | |
| Metal work, n. e. s. | 134,072 | 5,585 | 4.2 | | | | | | | | | |
| OKLAHOMA CITY | 8,807,428 | 4,013,396 | 45.6 | \$83,675 | 191,660 | 27,226 | 84,529 | 7,703 | 284,381 | \$65,411 | 17,019 | 18,940 |
| Operative builders | 459,601 | 194,701 | 42.4 | 17,500 | 25,703 | 1,000 | 5,000 | 500 | 3,024 | 10,000 | 120 | 1,864 |
| General contractors | 6,262,795 | 3,249,811 | 51.9 | 858,653 | 138,857 | 26,226 | 25,967 | 7,203 | 183,757 | 652,604 | 16,409 | 8,036 |
| Building | 2,476,623 | 1,256,522 | 49.9 | 90,732 | 124,910 | 26,226 | 25,967 | 6,887 | 183,757 | 97,375 | 16,409 | 8,036 |
| Building, not specialized | 1,921,157 | 983,997 | 51.2 | 77,132 | 104,910 | 25,476 | 25,967 | 6,887 | 181,257 | 80,025 | 14,584 | 5,286 |
| Residential building only | 805,466 | 232,925 | 29.0 | 13,600 | 20,000 | 750 | | | 2,500 | 10,750 | 1,825 | 2,750 |
| Highway | 1,319,339 | 825,128 | 62.6 | 389,662 | | | | | | 223,263 | | |
| Bridge and culvert | 451,515 | 220,515 | 49.1 | 31,909 | | | | | | 35,799 | | |
| Street paving | 800,065 | 800,065 | 100.0 | 318,619 | 7,696 | | | | | 262,087 | | |
| Sewer, gas, water, conduit | 994,433 | 17,182 | 1.7 | 614 | 1,476 | | | 310 | | 832 | | |
| Dam and reservoir | 141,399 | 141,399 | 100.0 | 27,547 | 4,775 | | | | | 33,248 | | |
| Subcontractors | 2,085,027 | 1,468,884 | 70.4 | 7,092 | 27,100 | | 53,592 | | 47,000 | 2,807 | 490 | 9,540 |
| Electrical | 862,208 | 322,268 | 37.5 | | | | | | | | | |
| Heating and plumbing | 907,590 | 630,120 | 69.4 | | | | | | | | | |
| Heating and piping | 322,437 | 265,114 | 82.2 | | | | | | | | | |
| Plumbing | 420,016 | 320,016 | 76.2 | | | | | | | | | |
| Plumbing and heating combined | 165,107 | 44,990 | 27.2 | | | | | | | | | |
| Masonry | 27,000 | 27,000 | 100.0 | | 27,000 | | | | | | | |
| Painting and decorating | 19,256 | 19,256 | 100.0 | | | | | | | | | |
| Plastering and lathing | 93,283 | 39,283 | 42.1 | 6,092 | | | | | | 1,120 | 425 | 9,015 |
| Roofing and sheet metal work | 409,234 | 347,018 | 84.8 | | | | | | | | | |
| Roofing | 261,026 | 220,813 | 84.6 | | | | | | | | | |
| Sheet metal work | 41,018 | 41,018 | 100.0 | | | | | | | | | |
| Roofing and sheet metal combined | 107,187 | 76,187 | 70.9 | | | | | | | | | |
| Marble and tiling | 148,939 | 103,939 | 69.8 | 1,000 | 100 | | 53,592 | | 47,000 | 1,657 | 65 | 525 |
| TULSA | 7,818,228 | 5,544,498 | 70.9 | \$784,750 | 131,848 | 7,231 | 114,808 | 5,511 | 58,749 | \$680,351 | 3,682 | 16,589 |
| Operative builders | 244,418 | 165,390 | 67.7 | 1,000 | 19,398 | 2,000 | | | | 1,314 | 570 | 1,348 |
| General contractors | 4,752,803 | 3,332,934 | 70.1 | 739,003 | 112,450 | 5,231 | 8,050 | 5,511 | 39,408 | 948,010 | 3,112 | 10,272 |
| Building | 1,652,181 | 670,032 | 40.6 | 49,531 | 82,020 | 5,231 | 8,050 | 5,511 | 9,408 | 54,098 | 3,112 | 10,272 |
| Building, not specialized | 1,312,630 | 412,131 | 31.4 | 40,413 | 52,139 | 3,481 | 2,793 | 1,015 | 1,922 | 46,975 | 1,971 | 5,688 |
| Commercial building only | 181,242 | 159,442 | 88.0 | 5,704 | 24,435 | 1,750 | 4,677 | 4,496 | 0,139 | 0,041 | 791 | 2,878 |
| Residential building only | 158,409 | 98,409 | 62.1 | 3,414 | 6,046 | | 580 | | 1,347 | 1,082 | 350 | 1,760 |
| Highway | 582,759 | 582,759 | 100.0 | 265,492 | 4,004 | | | | | 190,891 | | |
| Bridge and culvert | 64,250 | 64,250 | 100.0 | 10,000 | 1,000 | | | | | 10,000 | | |
| Street paving | 1,882,225 | 1,882,225 | 100.0 | 413,305 | 20,666 | | | | 30,000 | 691,229 | | |
| Sewer, gas, water, conduit | 223,065 | 30,608 | 13.7 | 675 | 4,160 | | | | | 1,792 | | |
| Oil and natural gas pipe line | 258,383 | 13,000 | 5.0 | | | | | | | | | |
| Telephone line and system | 90,000 | 90,000 | 100.0 | | | | | | | | | |
| Subcontractors | 2,820,945 | 2,046,174 | 72.5 | 44,687 | | | 106,758 | | 19,341 | 20,507 | | 4,943 |
| Concreting | 32,000 | 32,000 | 100.0 | 29,000 | | | | | | 2,700 | | |
| Electrical | 366,446 | 334,905 | 91.4 | | | | | | | | | |
| Heating and plumbing | 1,193,369 | 790,216 | 66.2 | | | | | | | | | |
| Heating and piping | 31,574 | 31,574 | 100.0 | | | | | | | | | |
| Plumbing | 740,003 | 730,003 | 97.9 | | | | | | | | | |
| Plumbing and heating combined | 265,792 | 28,639 | 10.8 | | | | | | | | | |
| Painting and decorating | 20,500 | 20,500 | 100.0 | | | | | | | | | |
| Plastering and lathing | 40,286 | 15,286 | 37.9 | 1,137 | | | | | | | | 4,943 |
| Roofing and sheet-metal work | 211,941 | 211,941 | 100.0 | | | | | | | | | |
| Roofing | 133,092 | 133,092 | 100.0 | | | | | | | | | |
| Sheet-metal work | 66,631 | 66,631 | 100.0 | | | | | | | | | |
| Roofing and sheet metal combined | 12,218 | 12,218 | 100.0 | | | | | | | | | |
| Steel erection | 475,000 | 475,000 | 100.0 | | | | | | | | | |
| Marble and tiling | 372,231 | 160,741 | 43.2 | 14,500 | | | | | 10,341 | 17,807 | | |
| Metal work, n. e. s. | 5,585 | 5,585 | 100.0 | | | | | | | | | |

See footnotes at end of table.

CONSTRUCTION—OKLAHOMA

1017

TABLE 11.—COST OF MATERIAL FURNISHED AND USED BY REPORTING ESTABLISHMENTS DURING 1929—Continued

| CLASSIFICATION OF ESTABLISHMENTS | Structural steel | Reinforcing steel | Cast iron, miscellaneous, excluding pipe | Metal doors, windows, and trim | Metal and wire lath and furring | Ornamental metal work | Lumber, rough and finished | Laths, shingles, and shakes | Mill-work | Composition board | Water-proofing materials | Hardware, rough and finished | Paints, varnishes, and glass | Roofing and sheet metal |
|----------------------------------|------------------|-------------------|------------------------------------------|--------------------------------|---------------------------------|-----------------------|----------------------------|-----------------------------|-----------|-------------------|--------------------------|------------------------------|------------------------------|-------------------------|
| OKLAHOMA | \$984,708 | \$553,961 | \$68,575 | \$69,621 | \$63,434 | \$27,239 | \$941,762 | \$49,628 | \$431,848 | \$32,631 | \$19,943 | \$132,183 | \$175,817 | \$825,491 |
| Operative builders | 906 | 1,500 | | 100 | 1,200 | 2,500 | 143,600 | 12,500 | 33,100 | 375 | 100 | 9,052 | 1,400 | 1,000 |
| General contractors | 563,800 | 535,361 | 67,575 | 61,521 | 31,438 | 14,239 | 793,062 | 37,126 | 308,546 | 32,266 | 19,243 | 120,131 | 81,988 | 69,970 |
| Building | 234,584 | 95,570 | 13,937 | 52,771 | 31,438 | 12,239 | 645,920 | 36,367 | 386,701 | 31,756 | 10,281 | 104,258 | 77,759 | 62,512 |
| Building, not specialized | 208,145 | 86,039 | 13,122 | 49,961 | 27,535 | 10,839 | 486,468 | 11,038 | 306,225 | 26,516 | 9,541 | 83,858 | 63,167 | 46,615 |
| Commercial building only | 21,187 | 2,700 | | 940 | 300 | 450 | 28,882 | 144 | 15,040 | | 340 | 2,367 | 4,423 | 11,897 |
| Manufacturing building only | 4,660 | 2,050 | 285 | | | | 3,128 | | | | 160 | 386 | | |
| Residential building only | 177,967 | 211,404 | 520 | 1,870 | 3,603 | 950 | 128,442 | 26,685 | 65,436 | 5,240 | 250 | 17,647 | 10,189 | 4,000 |
| Highway | 100,536 | 44,306 | 1,974 | | | | 36,161 | | | | | 3,081 | 22 | |
| Bridge and culvert | 41,550 | 107,951 | 10,000 | 8,000 | | 2,000 | 52,171 | 60 | 8,500 | | | 3,200 | 1,130 | |
| Street paving | | 24,052 | 18,581 | | | | 47,226 | 193 | 3,335 | | 5,000 | 2,195 | 1,575 | 5,458 |
| Sewer, gas, water, conduit | 2,163 | 48,819 | 22,683 | | | | 8,899 | 6 | 10 | | 3,762 | 4,973 | 6 | |
| Dam and reservoir | 7,000 | | | 750 | | | 1,800 | | | 500 | | 2,424 | | |
| Waterworks | | | | | | | | | | | 200 | | 1,500 | 2,000 |
| Subcontractors | 420,000 | 17,100 | 1,000 | 8,000 | 30,706 | 10,500 | 100 | | | | 600 | 3,000 | 92,420 | 554,511 |
| Concreting | | 100 | | | | | 100 | | | | 100 | | | |
| Electrical | | | | | | | | | | | | | | |
| Heating and plumbing | | | 1,000 | | | | | | | | | | | |
| Heating and piping | | | | | | | | | | | | 3,000 | 806 | 10,500 |
| Plumbing | | | 1,000 | | | | | | | | | | | 6,000 |
| Plumbing and heating combined | | | | | | | | | | | | 3,000 | 600 | 4,500 |
| Painting and decorating | | | | | | | | | | | 500 | | 206 | |
| Plastering and lathing | | | | | 10,796 | | | | | | | | 63,623 | |
| Roofing and sheet-metal work | | | | | | | | | | | | | 28,000 | 544,011 |
| Roofing | | | | | | | | | | | | | 28,000 | 332,289 |
| Sheet-metal work | | | | | | | | | | | | | | 112,317 |
| Roofing and sheet metal combined | | | | | | | | | | | | | | 99,405 |
| Steel erection | 420,000 | 17,000 | | 8,000 | 20,000 | 10,000 | | | | | | | | |
| OKLAHOMA CITY | 239,179 | 204,685 | 36,627 | 26,255 | 16,443 | 8,043 | 303,420 | 28,568 | 193,366 | 13,783 | 3,585 | 53,518 | 66,837 | 347,026 |
| Operative builders | 906 | 1,000 | | 100 | 1,200 | 2,500 | 55,000 | 7,500 | 8,000 | 375 | 100 | 7,052 | 1,400 | 1,000 |
| General contractors | 238,273 | 203,685 | 36,627 | 26,155 | 11,612 | 5,543 | 248,420 | 21,066 | 190,356 | 13,408 | 3,485 | 46,466 | 18,181 | 21,003 |
| Building | 57,582 | 46,882 | 12,757 | 26,155 | 11,612 | 5,543 | 175,467 | 21,000 | 182,346 | 13,408 | 3,485 | 43,266 | 17,599 | 21,003 |
| Building, not specialized | 55,982 | 44,882 | 12,757 | 25,555 | 8,612 | 5,043 | 85,457 | | 142,846 | 8,908 | 3,236 | 30,766 | 8,099 | 17,003 |
| Residential building only | 2,600 | 2,000 | | 600 | 3,000 | 500 | 90,000 | 21,000 | 4,500 | | 250 | 12,500 | 9,600 | 4,000 |
| Highway | 111,492 | 58,900 | | | | | 10,800 | | | | | | | |
| Bridges and culvert | 66,536 | 30,306 | 400 | | | | 46,671 | 60 | 8,000 | | | 3,200 | 580 | |
| Street paving | | 25,000 | | | | | 7,000 | | | | | | | |
| Sewer, gas, water, conduit | 500 | | 787 | | | | 88 | | 10 | | | | 2 | |
| Dam and reservoir | 2,163 | 42,579 | 22,683 | | | | 8,404 | | | | | | | |
| Subcontractors | | | | | 2,631 | | | | | | | | 47,256 | 325,018 |
| Heating and plumbing | | | | | | | | | | | | | 6,000 | 6,000 |
| Heating and piping | | | | | | | | | | | | | | |
| Painting and decorating | | | | | | | | | | | | | 19,256 | |
| Plastering and lathing | | | | | 2,631 | | | | | | | | | |
| Roofing and sheet-metal work | | | | | | | | | | | | | 28,000 | 319,018 |
| Roofing | | | | | | | | | | | | | 28,000 | 201,813 |
| Sheet-metal work | | | | | | | | | | | | | | 41,018 |
| Roofing and sheet metal combined | | | | | | | | | | | | | | 76,187 |
| TULSA | 519,064 | 149,209 | 11,921 | 23,625 | 32,663 | 14,575 | 267,841 | 12,889 | 124,833 | 3,867 | 6,707 | 24,922 | 48,800 | 218,201 |
| Operative builders | | 500 | | | | | 93,600 | 5,000 | 30,100 | | | 2,000 | | |
| General contractors | 99,064 | 131,000 | 11,921 | 15,925 | 4,488 | 4,575 | 164,141 | 7,889 | 94,733 | 3,867 | 6,107 | 19,922 | 25,200 | 10,203 |
| Building | 34,064 | 6,194 | 830 | 7,625 | 4,488 | 2,575 | 134,214 | 7,889 | 94,233 | 3,867 | 1,107 | 19,422 | 23,950 | 14,203 |
| Building, not specialized | 11,077 | 3,404 | 300 | 5,565 | 3,635 | 1,675 | 69,090 | 3,060 | 53,757 | 3,127 | 767 | 11,908 | 18,858 | 2,911 |
| Commercial building only | 20,797 | 2,740 | | 790 | 250 | 450 | 26,682 | 144 | 15,040 | | 340 | 2,367 | 4,423 | 11,297 |
| Residential building only | 2,190 | 50 | 530 | 1,270 | 603 | 450 | 38,442 | 4,635 | 25,436 | 740 | | 5,147 | 669 | |
| Highway | | 38,165 | 591 | | | | 2,787 | | | | | | | |
| Bridge and culvert | 25,000 | 10,000 | | | | | 2,500 | | | | | | | 250 |
| Street paving | 40,000 | 77,250 | 10,000 | 8,000 | | 2,000 | 24,040 | | 500 | | 5,000 | | 1,000 | 5,000 |
| Sewer, gas, water, conduit | | | 500 | | | | 600 | | | | | | | |
| Subcontractors | 420,000 | 17,100 | | 8,000 | 28,165 | 10,000 | 100 | | | | 600 | 3,000 | 20,600 | 198,993 |
| Concreting | | 100 | | | | | 100 | | | | 100 | | | |
| Heating and plumbing | | | | | | | | | | | | | | |
| Heating and piping | | | | | | | | | | | | | | |
| Plumbing | | | | | | | | | | | | 3,000 | 600 | |
| Painting and decorating | | | | | | | | | | | | 3,000 | 600 | |
| Plastering and lathing | | | | | | | | | | 500 | | | 20,000 | |
| Roofing and sheet-metal work | | | | | 8,165 | | | | | | | | | |
| Roofing | | | | | | | | | | | | | | 198,993 |
| Sheet-metal work | | | | | | | | | | | | | | 180,476 |
| Roofing and sheet metal combined | | | | | | | | | | | | | | 56,299 |
| Steel erection | 420,000 | 17,000 | | 8,000 | 20,000 | 10,000 | | | | | | | | 12,218 |

See footnotes at end of table.

TABLE 11.—COST OF MATERIAL FURNISHED AND USED BY REPORTING ESTABLISHMENTS DURING 1929—
Continued

| CLASSIFICATION OF ESTABLISHMENTS | Finished flooring, n. e. s. | Screens, shades, awnings, etc. | Heating and ventilating equipment | Plumbing and gas fitting equipment | Electrical appliances and supplies | Elevators, dumbwaiters, etc. | Pipe: Drain tile, vitrified concrete, etc. | Pipe: Cast-iron, sheet and tube steel, etc. | Wire, cable, guards, and fencing | Bituminous paving materials | Wood piling and timber | Chemicals and chemical products | Metal products, n. e. s. | Miscellaneous ¹ |
|----------------------------------|-----------------------------|--------------------------------|-----------------------------------|------------------------------------|------------------------------------|------------------------------|--------------------------------------------|---------------------------------------------|----------------------------------|-----------------------------|------------------------|---------------------------------|--------------------------|----------------------------|
| OKLAHOMA | \$27,553 | \$23,627 | \$25,549 | \$1,265,771 | \$837,397 | \$9,085 | \$308,120 | \$287,393 | \$28,909 | \$284,259 | \$40,000 | \$6,555 | \$72,535 | \$318,081 |
| Operative builders | 7,500 | 5,166 | 5,685 | 11,457 | 10,550 | | | | | | | | | 16,890 |
| General contractors | 20,053 | 18,461 | 55,740 | 78,153 | 56,399 | 9,085 | 294,332 | 255,556 | 28,909 | 279,043 | 40,000 | 6,555 | 64,615 | 300,191 |
| Building | 20,053 | 18,461 | 26,576 | 44,031 | 33,042 | 9,085 | 9,021 | 222 | 1,618 | 3,728 | | | 1,575 | 19,544 |
| Building not specialized | 18,532 | 13,796 | 24,973 | 37,141 | 27,560 | 5,838 | 9,021 | 200 | 1,263 | 3,028 | | | 947 | 18,409 |
| Commercial building only | 880 | 670 | 1,115 | 6,890 | 4,494 | 3,247 | | | 355 | 700 | | | | |
| Residential building only | 641 | 4,095 | 483 | | 1,018 | | | 22 | | | | | 628 | 1,135 |
| Highway | | | | | | | 18,113 | | 21,031 | 109,857 | | 6,555 | | 1,125 |
| Bridge and culvert | | | | | | | 7,001 | | | 1,053 | | | | |
| Street paving | | | 13,885 | 32,952 | 12,325 | | 97,044 | 211,045 | | 148,517 | | | | 255,715 |
| Sewer, gas, water, conduit | | | 15,279 | 870 | 10,122 | | 161,411 | 30,289 | 6,260 | 16,488 | | | | 23,307 |
| Dam and reservoir | | | | | | | 1,242 | | | | | | | |
| Waterworks | | | | 300 | 900 | | 500 | 13,000 | | | | | | 500 |
| Oil and natural gas pipe line | | | | | | | | | | | 40,000 | | | 50,000 |
| Telephone line and system | | | | | | | | | | | | | | |
| Subcontractors | | | 404,124 | 1,176,161 | 770,458 | | 13,788 | 31,837 | | 4,616 | | | 7,920 | 991 |
| Electrical | | | | | 762,188 | | | | | | | | | |
| Heating and plumbing | | | 447,792 | 1,176,161 | 3,270 | | 13,788 | 31,837 | | 2,000 | | | | |
| Heating and piping | | | 219,534 | 70,807 | | | 287 | | | 2,000 | | | | |
| Plumbing | | | 173,996 | 1,051,883 | 8,000 | | 12,921 | 25,100 | | 2,000 | | | | |
| Plumbing and heating combined | | | 54,262 | 53,406 | 270 | | 580 | 6,737 | | | | | | 991 |
| Plastering and lathing | | | | | | | | | | | | | | |
| Roofing and sheet-metal work | | | 10,332 | | | | | | | 2,616 | | | | |
| Roofing | | | | | | | | | | 2,616 | | | | |
| Sheet-metal work | | | 10,332 | | | | | | | | | | | |
| Roofing and sheet metal combined | | | 6,000 | | | | | | | | | | | |
| Marble and tiling | | | | | | | | | | | | | 2,335 | |
| Metal work, n. e. s. | | | | | | | | | | | | | 5,585 | |
| OKLAHOMA CITY | 1,041 | 8,318 | 241,629 | 402,308 | 337,700 | 538 | 53,160 | 3,338 | | 146,628 | | | | 47,973 |
| Operative builders | | 4,166 | 5,685 | 11,457 | 10,550 | | | | | | | | | 16,890 |
| General contractors | 1,041 | 4,150 | 2,339 | 4,121 | 4,882 | 538 | 51,473 | 1,238 | | 146,628 | | | | 31,074 |
| Building | 1,041 | 4,150 | 2,339 | 3,251 | 4,760 | 538 | 644 | | | | | | | 1,400 |
| Building not specialized | 641 | 1,500 | 2,339 | 3,251 | 4,760 | 538 | 644 | | | | | | | 1,400 |
| Residential building only | 400 | 4,000 | | | | | | | | | | | | |
| Highway | | | | | | | 700 | | | 33,411 | | | | |
| Bridge and culvert | | | | | | | 2,001 | | | 1,053 | | | | |
| Street paving | | | | | | | 37,325 | | | 112,164 | | | | 20,674 |
| Sewer, gas, water, conduit | | | | 870 | 122 | | 10,803 | 1,238 | | | | | | |
| Subcontractors | | | 233,605 | 386,728 | 322,268 | | 1,687 | 2,100 | | | | | | |
| Electrical | | | | | 322,268 | | | | | | | | | |
| Heating and plumbing | | | 233,605 | 386,728 | | | 1,687 | 2,100 | | | | | | |
| Heating and piping | | | 187,960 | 70,867 | | | 287 | | | | | | | |
| Plumbing | | | 20,354 | 296,162 | | | 1,400 | 2,100 | | | | | | |
| Plumbing and heating combined | | | 25,291 | 16,699 | | | | | | | | | | |
| TULSA | 12,302 | 6,812 | 223,120 | 608,370 | 358,509 | 3,247 | 101,742 | 251,323 | 9,122 | 102,737 | 40,000 | 6,555 | 53,548 | 223,031 |
| Operative builders | 7,500 | 1,000 | | | | | | | | | | | | |
| General contractors | 4,802 | 5,812 | 24,843 | 43,880 | 23,604 | 3,247 | 93,061 | 225,823 | 9,122 | 100,121 | 40,000 | 6,555 | 50,628 | 222,040 |
| Building | 4,802 | 5,812 | 14,843 | 23,880 | 13,604 | 3,247 | 7,968 | 22 | 1,518 | 1,178 | | | 628 | 10,031 |
| Building not specialized | 3,681 | 5,147 | 13,245 | 18,000 | 8,122 | | 7,968 | | 1,163 | 478 | | | | 8,896 |
| Commercial building only | 880 | 670 | 1,115 | 5,880 | 4,464 | 3,247 | | | 355 | 700 | | | | |
| Residential building only | 241 | 95 | 483 | | 1,018 | | | 22 | | | | | 628 | 1,135 |
| Highway | | | | | | | 5,198 | | 6,404 | 61,939 | | 6,555 | | 733 |
| Bridge and culvert | | | | | | | 5,000 | | | | | | | |
| Street paving | | | 10,000 | 20,000 | 10,000 | | 59,719 | 211,045 | | 32,670 | | | | 210,901 |
| Sewer, gas, water, conduit | | | | | | | 15,176 | 1,756 | 1,200 | 4,434 | | | | 875 |
| Oil and natural gas pipe line | | | | | | | | 13,000 | | | | | | |
| Telephone line and system | | | | | | | | | | | 40,000 | | | 50,000 |
| Subcontractors | | | 198,277 | 564,490 | 334,905 | | 8,681 | 25,500 | | 2,616 | | | 7,920 | 991 |
| Electrical | | | | | 334,905 | | | | | | | | | |
| Heating and plumbing | | | 187,945 | 564,490 | | | 8,681 | 25,500 | | | | | | |
| Heating and piping | | | 31,574 | | | | | | | | | | | |
| Plumbing | | | 147,242 | 549,640 | | | 8,521 | 21,000 | | | | | | |
| Plumbing and heating combined | | | 9,120 | 14,850 | | | 160 | 4,500 | | | | | | |
| Plastering and lathing | | | | | | | | | | | | | | |
| Roofing and sheet-metal work | | | 10,332 | | | | | | | 2,616 | | | | |
| Roofing | | | | | | | | | | 2,616 | | | | |
| Sheet-metal work | | | 10,332 | | | | | | | | | | | |
| Marble and tiling | | | | | | | | | | | | | 2,335 | |
| Metal work, n. e. s. | | | | | | | | | | | | | 5,585 | |

¹ Certain establishments did not give a distribution of the cost of their materials by separate items. The total cost of materials reported by such establishments is, however, included in totals in this column which carry a footnote to that effect.

² See footnote 5, Table 9, on p. 1010.

³ Grading, \$3,469; Central station, light, and power plant, \$37,421.

⁴ Stone work, \$83,537; ornamental iron, \$95,000.

⁵ Pipe covering, \$150,000.

⁶ Waterworks, \$150,000; central station, light and power plant, \$19,421.

⁷ Commercial building only, \$250,000.

⁸ Ornamental iron, \$95,000; metal work, n. e. s., \$28,487.

⁹ Masonry, \$20,000; stone work, \$83,537.

¹⁰ Pipe covering, \$150,000.

¹¹ Includes reported cost of riprap, rubble, etc.; freight, hauling, or trucking to job; mineral products (nonmetallic), n. e. s.; sealing materials; textiles and calking materials; and miscellaneous, n. e. s.

CONSTRUCTION—OKLAHOMA

1019

TABLE 12.—NUMBER OF, AND VOLUME OF BUSINESS REPORTED BY ESTABLISHMENTS DOING A CONSTRUCTION BUSINESS OF LESS THAN \$25,000 IN 1929, PERCENTAGE OF TOTAL NUMBER OF KNOWN ESTABLISHMENTS, AND AVERAGE VOLUME PER ESTABLISHMENT

| TYPES OF WORK | OKLAHOMA 1930 Population, 2,396,040 | | | | | | | | OKLAHOMA CITY 1930 Population, 185,389 | | TULSA 1930 Population, 141,258 | | REMAINDER OF STATE 1930 Population, 2,069,393 | | | | |
|-------------------------------------------------|----------------------------------------|-------------------|----------------|-------|------------------------------------|--------------------|-----------|---------------------------|-------------------------------------------|------------------------------------|-----------------------------------|-----------------------------|--------------------------------------------------|---------|-----------------------------|------------------------------------|---------|
| | Known contracting establishments | | | | Volume of business reported | | | | Volume of business | | Volume of business | | Volume of business | | | | |
| | Total number | In-active in 1929 | Active in 1929 | | Number of reporting establishments | Per cent of active | Amount | Average per establishment | Total number active in 1929 | Number of reporting establishments | Amount | Total number active in 1929 | Number of reporting establishments | Amount | Total number active in 1929 | Number of reporting establishments | Amount |
| Total establishments canvassed (under \$25,000) | 701 | 158 | 643 | | | | | | | | | | | | | | |
| Total establishments, type of work unknown | 25 | 5 | 20 | | | \$31,491 | \$6,298 | 1 | 1 | \$8,500 | 5 | 1 | \$8,091 | 14 | 3 | \$14,000 | |
| Total general and subcontractors classified | 670 | 53 | 623 | 100.0 | | | | 56 | | | 74 | | | 493 | | | |
| Total general contractors classified | 173 | 24 | 149 | 23.9 | 56 | 37.0 | 562,652 | 10,047 | 13 | 2 | 18,230 | 0 | 3 | 30,898 | 127 | 51 | 504,524 |
| Building | 144 | 21 | 123 | 19.7 | 45 | 36.6 | 452,152 | 10,048 | 13 | 2 | 18,230 | 0 | 3 | 30,898 | 101 | 40 | 394,024 |
| Highway | 22 | 3 | 19 | 3.1 | 6 | 31.0 | 71,100 | 11,850 | | | | | | 19 | 6 | 71,100 | |
| Bridge and culvert | 7 | | 7 | 1.1 | 5 | 71.4 | 39,400 | 7,880 | | | | | | 7 | 5 | 39,400 | |
| Total subcontractors classified | 503 | 29 | 474 | 76.1 | 182 | 38.4 | 1,460,222 | 8,023 | 43 | 18 | 254,536 | 65 | 23 | 237,186 | 306 | 141 | 968,500 |
| Carpentering | 77 | 12 | 65 | 10.4 | 31 | 47.7 | 122,827 | 3,062 | 1 | 1 | 8,500 | 3 | | 61 | 30 | 114,327 | |
| Concreting | 19 | 2 | 17 | 2.7 | 2 | 11.8 | 23,000 | 11,500 | 1 | | | 1 | | 15 | 2 | 23,000 | |
| Electrical | 71 | 2 | 69 | 11.1 | 14 | 20.3 | 103,140 | 7,367 | 2 | 1 | 22,000 | 13 | 1 | 64 | 12 | 76,840 | |
| Heating-ventilating | 3 | | 3 | .5 | 1 | 33.3 | 7,000 | | 1 | | | 1 | | 1 | 1 | 7,000 | |
| Masonry | 11 | | 11 | 1.8 | 6 | 54.6 | 72,750 | 12,125 | 1 | | | 1 | | 10 | 6 | 72,750 | |
| Painting and decorating | 63 | 3 | 60 | 9.6 | 25 | 41.7 | 176,299 | 7,052 | 3 | 2 | 34,398 | 6 | 4 | 51 | 19 | 87,726 | |
| Glass and glazing | 3 | | 3 | .5 | 1 | 33.3 | 11,000 | | | | | | | 3 | 1 | 11,000 | |
| Plastering | 11 | 2 | 9 | 1.5 | 3 | 33.3 | 4,200 | 1,400 | | | 2 | | | 7 | 3 | 4,200 | |
| Plumbing and heating | 183 | 5 | 178 | 28.6 | 72 | 40.4 | 710,710 | 9,871 | 23 | 8 | 120,603 | 20 | 13 | 136 | 51 | 461,019 | |
| Sheet metal and roofing | 42 | 2 | 40 | 6.4 | 17 | 42.5 | 133,876 | 7,875 | 7 | 3 | 30,210 | 10 | 3 | 23 | 11 | 81,043 | |
| Ornamental iron work and metal | 4 | | 4 | .6 | 1 | 25.0 | 12,000 | | | | 3 | | | 1 | 1 | 12,000 | |
| Marble and tiling | 7 | 1 | 6 | 1.0 | 3 | 50.0 | 43,825 | 14,608 | 3 | 2 | 20,825 | 3 | 1 | | | | |
| Wrecking | 2 | | 2 | .3 | | | | | 1 | | | 1 | | | | | |
| Steel erection | 1 | | 1 | .2 | 1 | 100.0 | 10,000 | | | | 1 | | 1 | 1 | | 10,000 | |
| Excavating and grading | 1 | | 1 | .2 | | | | | | | | | | 1 | | | |
| Stone work | 5 | | 5 | .7 | 5 | 100.0 | 29,595 | 5,919 | 1 | 1 | 12,000 | | | 4 | 4 | 17,595 | |

1 Of the total inactive, 2 are in Oklahoma City, 6 in Tulsa, and 50 in remainder of the State.

TABLE 13.—ESTABLISHMENTS (WHOSE BUSINESS WAS LESS THAN \$25,000 IN 1929) WHICH REPORTED THEIR VOLUME OF CONSTRUCTION WORK, CLASSIFIED BY RANGE OF VOLUME OF BUSINESS

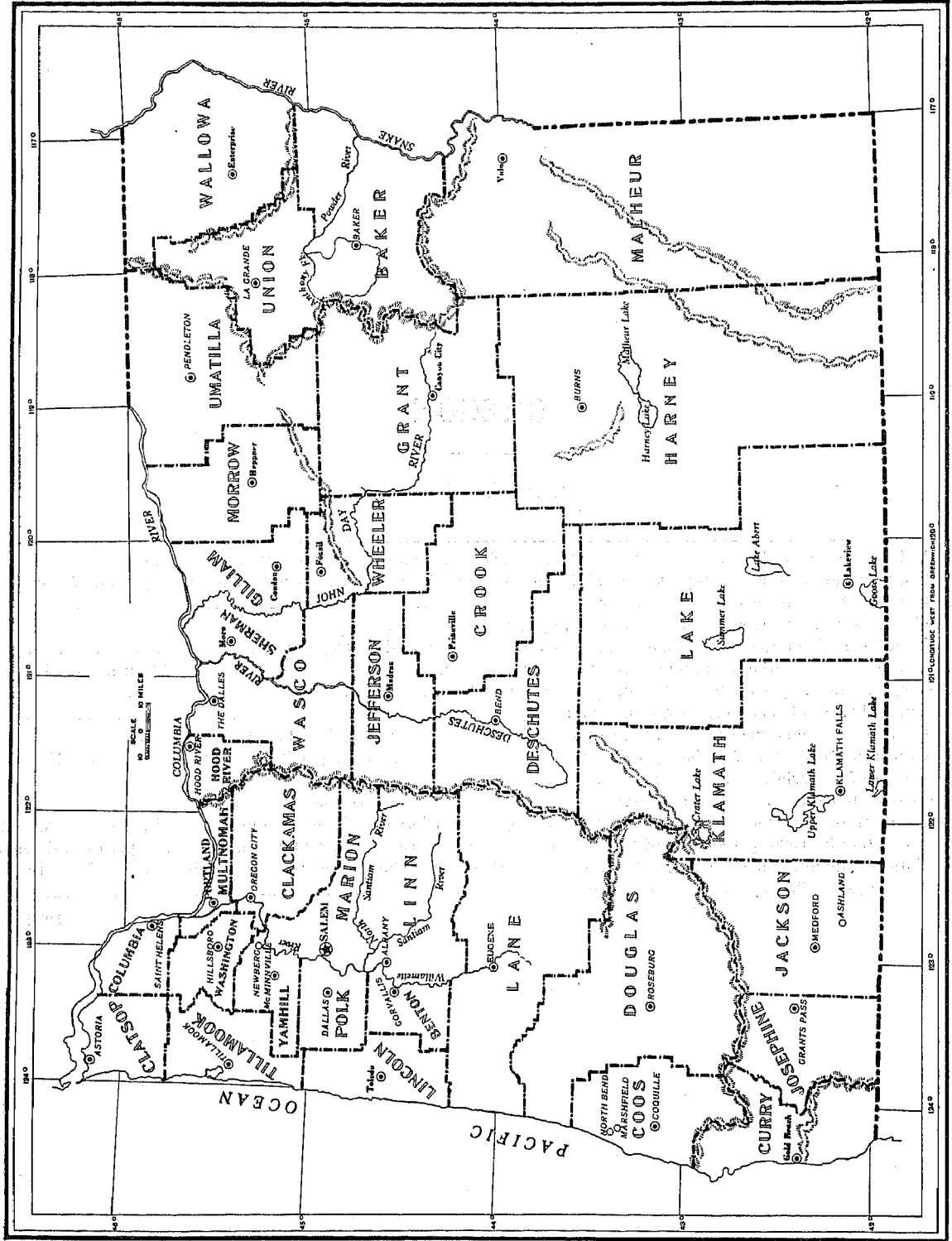
| CLASSIFICATION | Total | Less than \$2,500 | \$2,500 to \$4,999 | \$5,000 to \$7,499 | \$7,500 to \$9,999 | \$10,000 to \$12,499 | \$12,500 to \$14,999 | \$15,000 to \$17,499 | \$17,500 to \$19,999 | \$20,000 to \$22,499 | \$22,500 to \$24,999 |
|----------------------------------|-------|-------------------|--------------------|--------------------|--------------------|----------------------|----------------------|----------------------|----------------------|----------------------|----------------------|
| Total general and subcontractors | 243 | 56 | 36 | 24 | 37 | 30 | 8 | 21 | 15 | 10 | 6 |
| General contractors | 56 | 9 | 5 | 6 | 12 | 6 | 1 | 7 | 3 | 6 | 1 |
| Subcontractors | 182 | 46 | 30 | 18 | 25 | 23 | 7 | 14 | 12 | 4 | 5 |
| Type of contracting unknown | 5 | 1 | 1 | | 2 | 1 | | | | | |

OREGON

CONTENTS

| | Page |
|----------------------------------------------------------------------------------------------------------------------------------------------------------------------------------------------------------------------------------|------|
| MAP..... | 1022 |
| TABLE 1.—Value of construction business during 1929, and principal items of expenditure..... | 1023 |
| TABLE 2.—Construction business of reporting establishments during 1929, by class of ownership and by type of work..... | 1024 |
| TABLE 3.—Construction business during 1929, by location..... | 1025 |
| TABLE 4.—Construction business outside home State, by location..... | 1025 |
| TABLE 5.—Number and salaries of proprietors, firm members, and salaried employees: 1929..... | 1026 |
| TABLE 6.—Value of construction equipment, in comparison with construction business and wages paid during 1929..... | 1027 |
| TABLE 7.—Wage earners, by months, and wages paid during 1929..... | 1028 |
| TABLE 8.—Expenditures of reporting establishments: 1929..... | 1029 |
| TABLE 9.—Cost of materials furnished and used by reporting establishments during 1929, by kind..... | 1030 |
| TABLE 10.—Comparison of cost of designated materials furnished and used by reporting establishments during 1929, with cost of materials and value of construction business..... | 1031 |
| TABLE 11.—Cost of materials furnished and used by reporting establishments during 1929..... | 1036 |
| TABLE 12.—Number of and volume of business reported by establishments doing a construction business of less than \$25,000 in 1929, percentage of total number of known establishments, and average volume per establishment..... | 1039 |
| TABLE 13.—Establishments (whose business was less than \$25,000 in 1929) which reported their volume of construction work, classified by range of volume of business..... | 1039 |

OREGON



CONSTRUCTION—OREGON

1023

TABLE 1.—VALUE OF CONSTRUCTION BUSINESS DURING 1929 AND PRINCIPAL ITEMS OF EXPENDITURE

[Values expressed in thousands]

| AREA, CLASSIFICATION OF ESTABLISHMENTS, AND SIZE OF BUSINESS GROUPS | Number of establishments | VALUE OF CONSTRUCTION BUSINESS | | | PRINCIPAL EXPENDITURES | | | AREA, CLASSIFICATION OF ESTABLISHMENTS, AND SIZE OF BUSINESS GROUPS | Number of establishments | VALUE OF CONSTRUCTION BUSINESS | | | PRINCIPAL EXPENDITURES | | | | | | | |
|---------------------------------------------------------------------|--------------------------|--------------------------------|----------------------------------------------|--------------------|------------------------|------------|-------------------|---------------------------------------------------------------------|--------------------------|--------------------------------|----------------------------------------------|--------------------|------------------------|------------------------------------|-------------------|--|--|--|--|--|
| | | Total | Under general contract or directly for owner | Under sub-contract | Sub-contract work let | Wages paid | Cost of materials | | | Total | Under general contract or directly for owner | Under sub-contract | Sub-contract work let | Wages paid | Cost of materials | | | | | |
| OREGON..... | | | | | | | 249 | \$30, 870 | \$26, 520 | \$5, 843 | \$4, 555 | \$7, 835 | \$10, 915 | OREGON—Continued | | | | | | |
| County and principal city | | | | | | | | | | | | | | Size of business groups—Continued. | | | | | | |
| Counties: | | | | | | | | | | | | | | Subcontractors..... | | | | | | |
| Clackamas..... | 5 | 327 | 327 | --- | 72 | 78 | 118 | 79 | \$6, 423 | \$1, 200 | \$5, 133 | \$35 | \$1, 896 | \$3, 108 | | | | | | |
| Clatsop..... | 8 | 517 | 479 | 38 | 27 | 179 | 147 | 33 | 1, 103 | 130 | 978 | 26 | 310 | 514 | | | | | | |
| Cooos..... | 4 | 309 | 207 | 12 | 1 | 83 | 150 | 29 | 2, 047 | 530 | 1, 517 | 4 | 691 | 900 | | | | | | |
| Jackson..... | 5 | 275 | 244 | 31 | 14 | 92 | 96 | 13 | 1, 735 | 405 | 1, 330 | 5 | 475 | 806 | | | | | | |
| Klamath..... | 7 | 1, 139 | 1, 103 | 36 | 160 | 291 | 370 | 1 | 770 | 770 | --- | --- | 282 | 361 | | | | | | |
| Lane..... | 5 | 664 | 487 | 177 | 36 | 215 | 244 | 1 | 763 | 225 | 538 | --- | 138 | 528 | | | | | | |
| Marion..... | 12 | 621 | 458 | 163 | 92 | 147 | 245 | | | | | | | | | | | | | |
| Multnomah..... | 176 | 24, 520 | 10, 710 | 4, 810 | 3, 770 | 6, 137 | 8, 803 | | | | | | | | | | | | | |
| Yamhill..... | 3 | 271 | 271 | --- | 15 | 71 | 82 | | | | | | | | | | | | | |
| Other counties..... | 24 | 2, 228 | 2, 151 | 77 | 362 | 644 | 661 | | | | | | | | | | | | | |
| Principal city: ² | | | | | | | | | | | | | | | | | | | | |
| Portland..... | 170 | 24, 520 | 10, 711 | 4, 809 | 3, 770 | 6, 135 | 8, 800 | | | | | | | | | | | | | |
| Classification of establishments | | | | | | | | | | | | | | Portland..... | | | | | | |
| Operative builders..... | | | | | | | | | | | | | | Classification of establishments | | | | | | |
| General contractors..... | 162 | 23, 760 | 23, 540 | 211 | 4, 205 | 5, 025 | 7, 610 | | | | | | | | | | | | | |
| Building..... | 94 | 9, 793 | 9, 793 | --- | 3, 029 | 2, 222 | 3, 445 | | | | | | | | | | | | | |
| Building not specialized..... | 66 | 8, 180 | 8, 180 | --- | 2, 642 | 1, 805 | 2, 881 | | | | | | | | | | | | | |
| Commercial building only..... | 6 | 469 | 469 | --- | 144 | 114 | 162 | | | | | | | | | | | | | |
| Residential building only..... | 22 | 1, 134 | 1, 134 | --- | 353 | 213 | 402 | | | | | | | | | | | | | |
| Highway..... | 23 | 3, 940 | 3, 939 | 10 | 328 | 1, 113 | 801 | | | | | | | | | | | | | |
| Bridge, culvert, and railroad..... | 13 | 2, 902 | 2, 924 | 38 | 59 | 781 | 1, 493 | | | | | | | | | | | | | |
| Grading..... | 12 | 1, 615 | 1, 615 | --- | 219 | 52 | 56 | | | | | | | | | | | | | |
| Street paving..... | 9 | 1, 333 | 1, 210 | 123 | 121 | 296 | 494 | | | | | | | | | | | | | |
| Dam, reservoir, and water-works..... | 3 | 1, 529 | 1, 529 | --- | 202 | 240 | 567 | | | | | | | | | | | | | |
| Dredging, river, harbor, etc..... | 4 | 1, 785 | 1, 745 | 40 | 216 | 831 | 368 | | | | | | | | | | | | | |
| Other classes ³ | 4 | 793 | 793 | --- | 31 | 199 | 325 | | | | | | | | | | | | | |
| Subcontractors..... | | | | | | | | | | | | | | Operative builders..... | | | | | | |
| Electrical..... | 70 | 6, 423 | 1, 200 | 5, 133 | 35 | 1, 896 | 3, 108 | | | | | | | | | | | | | |
| Heating and plumbing..... | 12 | 981 | 322 | 659 | 5 | 226 | 513 | | | | | | | | | | | | | |
| Heating and pipe covering..... | 20 | 2, 175 | 680 | 1, 495 | 25 | 456 | 1, 335 | | | | | | | | | | | | | |
| Plumbing..... | 5 | 638 | 97 | 441 | --- | 138 | 296 | | | | | | | | | | | | | |
| Plumbing and heating combined..... | 10 | 1, 299 | 325 | 974 | 1 | 254 | 858 | | | | | | | | | | | | | |
| Masonry and concreting..... | 5 | 338 | 268 | 80 | 24 | 64 | 180 | | | | | | | | | | | | | |
| Painting, decorating, and glazing..... | 5 | 372 | 71 | 302 | --- | 167 | 156 | | | | | | | | | | | | | |
| Plastering and lathing..... | 9 | 580 | --- | 589 | --- | 257 | 198 | | | | | | | | | | | | | |
| Roofing and sheet-metal work..... | 4 | 412 | 16 | 396 | 2 | 227 | 130 | | | | | | | | | | | | | |
| Roofing..... | 14 | 790 | 61 | 729 | 3 | 228 | 354 | | | | | | | | | | | | | |
| Sheet-metal work..... | 3 | 131 | --- | 131 | --- | 35 | 60 | | | | | | | | | | | | | |
| Marble and tiling..... | 11 | 659 | 61 | 598 | 3 | 193 | 294 | | | | | | | | | | | | | |
| Excavating and grading..... | 7 | 425 | 67 | 358 | --- | 103 | 208 | | | | | | | | | | | | | |
| Other classes ⁴ | 3 | 203 | 24 | 179 | --- | 79 | 208 | | | | | | | | | | | | | |
| Size of business groups | | | | | | | | | | | | | | Size of business groups | | | | | | |
| General contractors..... | 114 | 19, 096 | 18, 867 | 199 | 3, 742 | 4, 481 | 6, 220 | | | | | | | | | | | | | |
| \$25,000 to \$49,999..... | 32 | 1, 164 | 1, 164 | --- | 310 | 264 | 402 | | | | | | | | | | | | | |
| \$50,000 to \$99,999..... | 34 | 2, 278 | 2, 231 | 47 | 486 | 596 | 747 | | | | | | | | | | | | | |
| \$100,000 to \$199,999..... | 24 | 3, 275 | 3, 229 | 46 | 827 | 727 | 852 | | | | | | | | | | | | | |
| \$200,000 to \$499,999..... | 16 | 4, 565 | 4, 499 | 66 | 981 | 1, 020 | 1, 457 | | | | | | | | | | | | | |
| \$500,000 to \$999,999..... | 3 | 2, 091 | 2, 091 | --- | 23 | 552 | 651 | | | | | | | | | | | | | |
| \$1,000,000 and over..... | 5 | 5, 722 | 5, 682 | 40 | 1, 115 | 1, 314 | 1, 819 | | | | | | | | | | | | | |
| Building contractors..... | 77 | 8, 653 | 8, 653 | --- | 3, 010 | 1, 904 | 2, 346 | | | | | | | | | | | | | |
| \$25,000 to \$49,999..... | 31 | 1, 117 | 1, 117 | --- | 310 | 233 | 399 | | | | | | | | | | | | | |
| \$50,000 to \$99,999..... | 25 | 1, 709 | 1, 709 | --- | 410 | 432 | 586 | | | | | | | | | | | | | |
| \$100,000 to \$199,999..... | 13 | 1, 747 | 1, 747 | --- | 671 | 318 | 512 | | | | | | | | | | | | | |
| \$200,000 to \$499,999..... | 6 | 1, 776 | 1, 776 | --- | 768 | 419 | 561 | | | | | | | | | | | | | |
| \$500,000 to \$999,999..... | 2 | 2, 304 | 2, 304 | --- | 856 | 496 | 788 | | | | | | | | | | | | | |
| \$1,000,000 and over..... | 2 | 2, 304 | 2, 304 | --- | 856 | 496 | 788 | | | | | | | | | | | | | |
| Subcontractors..... | | | | | | | | | | | | | | Subcontractors..... | | | | | | |
| \$25,000 to \$49,999..... | 44 | 1, 603 | 1, 603 | --- | 391 | 354 | 611 | | | | | | | | | | | | | |
| \$50,000 to \$99,999..... | 32 | 2, 254 | 2, 254 | --- | 554 | 555 | 817 | | | | | | | | | | | | | |
| \$100,000 to \$199,999..... | 17 | 2, 314 | 2, 314 | --- | 750 | 406 | 767 | | | | | | | | | | | | | |
| \$200,000 to \$499,999..... | 7 | 2, 004 | 2, 004 | --- | 793 | 465 | 660 | | | | | | | | | | | | | |
| \$500,000 to \$999,999..... | 2 | 2, 304 | 2, 304 | --- | 856 | 496 | 788 | | | | | | | | | | | | | |
| \$1,000,000 and over..... | 2 | 2, 304 | 2, 304 | --- | 856 | 496 | 788 | | | | | | | | | | | | | |

¹ Includes Baker, Benton, Columbia, Douglas, Harney, Hood River, Jefferson, Josephine, Lincoln, Linn, Malheur, Umatilla, Union, Wallowa, Wasco, and Wash- ington, for which data can not be shown separately without revealing individual operations. From areas other than those listed, no reports were received from establish- ments which handled as much as \$25,000 business during 1929.

² Figures are included in Multnomah County total.

³ Includes sewer, gas, water, and conduit; central station, light and power plant.

⁴ Includes carpentering and wood flooring; steel erection; soundproofing; and ornamental iron.

⁵ Includes operative builders.

⁶ Includes sewer, gas, water, and conduit; dam and reservoir; railroad; and central station, light and power plant.

⁷ Includes roofing and sheet metal combined.

⁸ Includes steel erection; ornamental iron; and soundproofing.

TABLE 2.—CONSTRUCTION BUSINESS OF REPORTING ESTABLISHMENTS DURING 1929, BY CLASS OF OWNERSHIP AND BY TYPE OF WORK

| CLASS OF OWNERSHIP AND TYPE OF CONSTRUCTION WORK | CONSTRUCTION BUSINESS REPORTED BY— | | | | | | CLASS OF OWNERSHIP AND TYPE OF CONSTRUCTION WORK | CONSTRUCTION BUSINESS REPORTED BY— | | | | | |
|-----------------------------------------------------------------|------------------------------------|--------------|----------------------------------|--------------|------------------|-----------------|-----------------------------------------------------------------|------------------------------------|--------------|----------------------------------|--------------|------------------|-------------|
| | All classes of establishments | | General contractors ¹ | | Subcontractors | | | All classes of establishments | | General contractors ¹ | | Subcontractors | |
| | Number reporting | Value | Number reporting | Value | Number reporting | Value | | Number reporting | Value | Number reporting | Value | Number reporting | Value |
| OREGON | | | | | | PORTLAND | | | | | | | |
| All construction business..... | 249 | \$30,869,861 | 170 | \$24,446,688 | 79 | \$6,423,173 | All construction business..... | 176 | \$24,510,269 | 114 | \$19,090,130 | 62 | \$5,423,139 |
| Distribution not reported..... | 14 | 2,627,925 | 4 | 1,219,468 | 10 | 1,408,457 | Distribution not reported..... | 10 | 2,421,725 | 2 | 1,122,268 | 8 | 1,290,457 |
| Distributed by class of ownership..... | 235 | 23,241,936 | 166 | 23,227,220 | 69 | 5,014,716 | Distributed by class of ownership..... | 166 | 22,097,544 | 112 | 17,973,862 | 54 | 4,123,682 |
| Private..... | 191 | 14,867,781 | 123 | 10,683,160 | 68 | 4,184,621 | Private..... | 143 | 12,382,385 | 89 | 8,987,104 | 54 | 3,395,221 |
| Quasi public or community..... | 27 | 516,423 | 10 | 324,914 | 17 | 191,509 | Quasi public or community..... | 20 | 343,122 | 6 | 161,613 | 14 | 181,509 |
| Public..... | 115 | 12,857,732 | 85 | 12,219,146 | 30 | 688,586 | Public..... | 63 | 9,372,037 | 42 | 8,825,085 | 24 | 546,952 |
| Distribution not reported..... | 6 | 385,493 | 4 | 289,399 | 2 | 96,094 | Distribution not reported..... | 2 | 96,094 | | | 2 | 96,094 |
| Distributed by class of public ownership..... | 109 | 12,472,239 | 81 | 11,929,747 | 28 | 542,492 | Distributed by class of public ownership..... | 64 | 9,275,943 | 42 | 8,825,085 | 22 | 450,868 |
| Federal..... | 25 | 1,960,645 | 21 | 1,915,446 | 4 | 45,199 | Federal..... | 15 | 1,319,685 | 11 | 1,274,486 | 4 | 45,199 |
| State..... | 47 | 8,755,728 | 38 | 8,647,708 | 9 | 103,020 | State..... | 24 | 2,434,734 | 17 | 2,341,514 | 7 | 93,220 |
| County or township..... | 43 | 1,571,652 | 30 | 1,408,969 | 13 | 104,683 | County or township..... | 28 | 1,188,176 | 18 | 1,027,203 | 10 | 160,883 |
| Municipal..... | 49 | 5,184,214 | 34 | 4,959,624 | 15 | 224,590 | Municipal..... | 31 | 4,333,348 | 19 | 4,181,762 | 12 | 161,556 |
| All business under general contract or directly for owners..... | 195 | 25,526,365 | 169 | 24,238,128 | 26 | 1,290,237 | All business under general contract or directly for owners..... | 131 | 10,710,584 | 114 | 18,806,680 | 17 | 813,904 |
| Distribution not reported..... | 2 | 66,000 | 1 | 71,000 | 1 | 25,000 | Distribution not reported..... | 1 | 25,000 | | | 1 | 25,000 |
| Distributed by class..... | 193 | 25,430,365 | 168 | 24,165,128 | 25 | 1,265,237 | Distributed by class..... | 130 | 10,685,584 | 83 | 18,806,080 | 16 | 788,904 |
| Building..... | 189 | 11,829,378 | 114 | 10,628,205 | 22 | 1,201,173 | Building..... | 98 | 9,635,209 | 83 | 8,773,409 | 16 | 761,740 |
| Distribution not reported..... | 5 | 325,396 | 4 | 167,818 | 1 | 157,578 | Distribution not reported..... | 4 | 292,006 | 3 | 134,428 | 1 | 157,578 |
| Distributed by class of building..... | 181 | 11,503,982 | 110 | 10,460,387 | 21 | 1,043,595 | Distributed by class of building..... | 94 | 9,243,203 | 80 | 8,639,041 | 14 | 604,162 |
| Commercial..... | 75 | 4,232,456 | 62 | 4,022,334 | 13 | 210,122 | Commercial..... | 47 | 3,170,613 | 38 | 3,005,413 | 9 | 114,200 |
| Educational..... | 29 | 1,170,771 | 19 | 1,084,451 | 10 | 86,320 | Educational..... | 10 | 907,378 | 9 | 894,768 | 7 | 72,620 |
| Hotel..... | 9 | 181,200 | 5 | 109,479 | 4 | 11,721 | Hotel..... | 7 | 463,520 | 4 | 455,599 | 3 | 12,021 |
| Hospital and institutional..... | 6 | 338,167 | 2 | (?) | 4 | (?) | Hospital and institutional..... | 2 | 502,769 | 1 | 498,182 | 7 | 64,887 |
| Manufacturing..... | 23 | 671,151 | 14 | 532,504 | 9 | 138,587 | Manufacturing..... | 18 | 562,769 | 11 | 498,182 | 7 | 64,887 |
| Military and naval..... | 1 | 120,716 | (?) | (?) | 2 | (?) | Public: Courts, jails, etc..... | 1 | 122,882 | (?) | (?) | 1 | (?) |
| Public: Courts, jails, etc..... | 1 | 205,079 | 8 | 197,429 | 3 | 7,650 | Religious and memorial..... | 7 | (?) | 2 | 2,620,504 | 0 | 275,270 |
| Religious and memorial..... | 11 | 3,266,266 | 69 | 2,923,922 | 12 | 326,343 | Residential..... | 61 | 2,895,834 | 62 | (?) | 1 | (?) |
| Residential..... | 81 | 533,290 | 9 | 521,046 | 4 | 12,244 | Social and recreational..... | 7 | 500,059 | 6 | (?) | 0 | (?) |
| Social and recreational..... | 13 | (?) | (?) | (?) | 1 | (?) | Rail and water transportation..... | 5 | 401,936 | 5 | 401,936 | | |
| Rail and water transportation..... | 2 | 535,586 | (?) | (?) | 5 | 115,108 | Miscellaneous..... | 9 | 143,612 | 5 | 33,542 | 4 | 60,070 |
| Miscellaneous..... | 17 | 261,301 | 12 | 146,193 | 3 | 36,440 | Highway and street..... | 29 | 4,964,866 | 27 | (?) | 2 | (?) |
| Highway and street..... | 57 | 6,541,703 | 54 | 6,505,263 | 3 | 30,117 | Public works and utilities..... | 22 | 5,629,633 | 20 | (?) | 2 | (?) |
| Water-power development..... | 3 | 30,117 | 3 | 30,117 | 1 | (?) | Distribution not reported..... | 1 | 2,250 | 1 | 2,250 | | |
| Railroad and car line..... | 10 | 304,624 | 9 | (?) | 1 | (?) | Distributed by class of public works and utilities..... | 21 | 5,627,383 | 10 | (?) | 2 | (?) |
| Public works and utilities..... | 30 | 6,709,166 | 36 | 6,688,447 | 3 | 20,719 | Bridge, tunnel, etc..... | 11 | 2,308,402 | 11 | 2,308,402 | | |
| Distribution not reported..... | 1 | 2,250 | 1 | 2,250 | | | Central station, light and power plant..... | 3 | 281,445 | 2 | (?) | 1 | (?) |
| Distributed by class of public works and utilities..... | 38 | 6,706,916 | 35 | 6,686,197 | 3 | 20,719 | Dock, pier, retaining wall, etc..... | 8 | 1,252,868 | 6 | (?) | 2 | (?) |
| Bridge, tunnel, etc..... | 17 | 2,535,764 | 16 | (?) | 1 | (?) | Flood control, irrigation, and land drainage..... | 4 | 1,105,632 | 4 | 1,105,632 | | |
| Central station, light and power plant..... | 8 | 330,043 | 7 | (?) | 1 | (?) | Sewage disposal and drainage..... | 3 | 290,467 | 3 | 290,467 | | |
| Dock, pier, retaining wall, etc..... | 11 | 1,275,855 | 9 | (?) | 2 | (?) | Other classes ⁶ | 4 | 388,569 | 4 | 388,569 | | |
| Flood control, irrigation, and land drainage..... | 7 | 1,543,481 | 7 | 1,543,481 | | | Water power development..... | 2 | 155,876 | (?) | (?) | | |
| River and harbor improvement..... | 3 | 287,977 | 3 | 287,977 | | | Railroad and car line..... | 4 | (?) | (?) | (?) | | |
| Sewage disposal and drainage..... | 7 | 337,271 | 7 | 337,271 | | | Miscellaneous..... | 1 | (?) | (?) | (?) | | |
| Other classes ⁶ | 5 | 396,535 | 5 | 396,535 | | | All business under subcontract..... | 65 | 4,808,685 | 6 | 190,450 | 59 | 4,609,235 |
| Miscellaneous, n. e. s..... | 5 | 15,377 | 4 | (?) | 1 | (?) | Distribution not reported..... | 1 | 88,660 | | | 1 | 88,660 |
| All business under subcontract..... | 82 | 5,343,496 | 9 | 210,560 | 73 | 5,132,936 | Distributed by class of subcontract work..... | 64 | 4,720,025 | 6 | 190,450 | 58 | 4,520,576 |
| Distribution not reported..... | 2 | 144,488 | | | 2 | 144,488 | Concreteing..... | 3 | 108,645 | 1 | (?) | 2 | (?) |
| Distributed by class of subcontract work..... | 80 | 5,199,008 | 9 | 210,560 | 71 | 4,988,448 | Electrical..... | 8 | 608,452 | | | 8 | 608,452 |
| Concreteing..... | 3 | 108,645 | 1 | (?) | 2 | (?) | Heating and plumbing..... | 1 | 1,149,174 | | | 1 | 1,149,174 |
| Electrical..... | 11 | 668,802 | | | 11 | 668,802 | Heating and pipe covering..... | 9 | 435,788 | | | 9 | 435,788 |
| Heating and plumbing..... | 14 | 1,374,192 | | | 14 | 1,374,192 | Plumbing..... | 5 | 633,127 | | | 5 | 633,127 |
| Heating and pipe covering..... | 4 | 48,416 | | | 4 | 48,416 | Plumbing and heating combined..... | 3 | 80,259 | | | 3 | 80,259 |
| Pipe covering..... | 11 | 762,297 | | | 11 | 762,297 | Masonry..... | 3 | 234,833 | 1 | (?) | 2 | (?) |
| Plumbing..... | 3 | 80,259 | | | 3 | 80,259 | Painting, decorating, and glazing..... | 8 | 559,025 | | | 8 | 559,025 |
| Plumbing and heating combined..... | 3 | 234,833 | 1 | (?) | 2 | (?) | Plastering and lathing..... | 5 | 397,422 | | | 5 | 397,422 |
| Masonry..... | 3 | 234,833 | 1 | (?) | 2 | (?) | Roofing and sheet-metal work..... | 8 | 626,828 | | | 8 | 626,828 |
| Painting, decorating, and glazing..... | 10 | 589,285 | 1 | (?) | 9 | (?) | Roofing..... | 8 | 130,539 | | | 8 | 130,539 |
| Plastering and lathing..... | 5 | 397,422 | | | 5 | 397,422 | Sheet-metal work..... | 11 | 496,489 | | | 11 | 496,489 |
| Roofing and sheet-metal work..... | 9 | 691,033 | | | 9 | 691,033 | Marble and tiling..... | 7 | 358,471 | | | 7 | 358,471 |
| Roofing..... | 9 | 149,539 | | | 9 | 149,539 | Excavating..... | 7 | 153,044 | 3 | 72,033 | 4 | 81,011 |
| Sheet-metal work..... | 14 | 541,494 | | | 14 | 541,494 | Ornamental iron..... | 4 | 239,227 | | | 4 | 239,227 |
| Marble and tiling..... | 7 | 358,471 | | | 7 | 358,471 | Other classes ⁷ | 9 | 284,904 | 4 | 72,097 | 5 | 212,607 |
| Excavating..... | 8 | 153,344 | 3 | 72,033 | 5 | 81,311 | | | | | | | |
| Ornamental iron..... | 4 | 239,227 | | | 4 | 239,227 | | | | | | | |
| Other classes ⁷ | 12 | 393,754 | 6 | 82,947 | 6 | 310,807 | | | | | | | |

¹ Includes operative builders.
² Value omitted in order to avoid disclosing individual operations. The amounts omitted are, however, included in the respective totals.
³ Includes establishments engaged in the following types of work: Park, grounds, etc., 1; water supply, 2; miscellaneous, 2.
⁴ Includes one establishment engaged in steel erection.
⁵ Includes establishments engaged in the following types of work: General contractors—Bridge and culvert, 1; grading, 1; street paving, 2; foundation, 2; Subcontractors—carpentering and wood flooring, 1; elevator construction, 1; grading, 1; sewer, gas water, and conduit, 2; sound proofing, 1.
⁶ Includes establishments engaged in the following types of work: General contractors—Park, grounds, etc., 1; river and harbor improvement, 2; miscellaneous, 1.
⁷ Includes establishments engaged in the following types of work: General contractors—Grading, 1; street paving, 2; foundation, 1; Subcontractors—elevator construction, 1; grading, 1; sewer, gas, water, conduit, 2; and sound proofing, 1.

CONSTRUCTION—OREGON

1025

TABLE 3.—CONSTRUCTION BUSINESS DURING 1929, BY LOCATION

| CLASSIFICATION OF ESTABLISHMENTS | Establishments reporting | Total | In home city | In home State | Outside home State | CLASSIFICATION OF ESTABLISHMENTS | Establishments reporting | Total | In home city | In home State | Outside home State |
|----------------------------------------|--------------------------|--------------|--------------|---------------|--------------------|----------------------------------------|--------------------------|--------------|--------------|---------------|--------------------|
| | | | | | | | | | | | |
| OREGON | 245 | \$29,579,441 | \$15,347,054 | \$22,758,997 | \$8,820,444 | PORTLAND | 172 | \$23,228,849 | \$12,550,092 | \$16,898,196 | \$6,330,653 |
| Operative builders..... | 7 | 487,105 | 361,225 | 487,105 | ----- | Operative builders..... | 7 | 487,105 | 361,225 | 487,105 | ----- |
| General contractors..... | 160 | 23,432,663 | 10,363,720 | 16,935,180 | 6,497,483 | General contractors..... | 104 | 18,082,105 | 8,393,194 | 12,070,882 | 6,011,243 |
| Building..... | 93 | 9,607,700 | 7,008,966 | 9,014,206 | 653,560 | Building..... | 68 | 7,841,220 | 5,882,882 | 7,187,666 | 653,560 |
| Building not specialized..... | 65 | 8,063,750 | 5,607,728 | 7,410,190 | ----- | Building not specialized..... | 43 | 6,434,957 | 4,492,251 | 5,781,307 | 653,560 |
| Commercial building only..... | 6 | 468,562 | 345,307 | 468,562 | ----- | Commercial building only..... | 5 | 342,807 | 342,807 | 342,807 | ----- |
| Residential building only..... | 22 | 1,136,464 | 1,115,931 | 1,135,454 | ----- | Residential building only..... | 20 | 1,063,462 | 1,047,324 | 1,063,462 | ----- |
| Highway..... | 23 | 3,948,510 | 682,044 | 2,335,929 | 1,612,581 | Highway..... | 12 | 2,601,380 | 380,473 | 1,319,765 | 1,281,615 |
| Bridge, culvert, and railroad..... | 12 | 2,760,200 | 961,711 | 1,566,579 | 1,193,711 | Bridge and culvert..... | 7 | 2,397,099 | 924,679 | 1,241,143 | 1,155,956 |
| Grading..... | 12 | 1,615,050 | 1,686 | 886,836 | 728,223 | Grading..... | 5 | 975,995 | ----- | 298,110 | 677,885 |
| Street paving..... | 9 | 1,333,344 | 1,000,319 | 1,312,080 | 21,258 | Street paving..... | 5 | 904,016 | 727,992 | 904,016 | ----- |
| Dam, reservoir, and water-works..... | 3 | 1,528,015 | 40,726 | 414,964 | 1,113,051 | Dredging, river, harbor, etc..... | 3 | 1,404,466 | 212,900 | 497,677 | 906,789 |
| Dredging, river, harbor, etc..... | 4 | 1,785,286 | 212,900 | 878,497 | 906,789 | Other classes ¹ | 4 | 1,957,923 | 264,768 | 622,485 | 1,335,438 |
| Other classes ¹ | 4 | 793,493 | 335,308 | 526,083 | 207,410 | Subcontractors..... | 61 | 4,659,639 | 3,795,663 | 4,340,229 | 319,410 |
| Subcontractors..... | 78 | 5,650,673 | 4,622,109 | 5,336,712 | 322,961 | Electrical..... | 8 | 734,512 | 677,732 | 728,412 | 6,100 |
| Electrical..... | 12 | 930,862 | 863,032 | 973,962 | 6,900 | Heating and plumbing..... | 11 | 982,657 | 762,813 | 911,177 | 71,480 |
| Heating and plumbing..... | 19 | 1,411,370 | 1,103,519 | 1,339,890 | 71,480 | Heating and pipe covering..... | 3 | 407,836 | 219,013 | 342,836 | 65,000 |
| Heating and pipe covering..... | 5 | 538,183 | 321,353 | 473,183 | 65,000 | Plumbing..... | 4 | 298,052 | 296,602 | 298,052 | ----- |
| Plumbing..... | 9 | 535,020 | 533,470 | 535,020 | ----- | Plumbing and heating combined..... | 4 | 276,769 | 247,298 | 270,289 | 6,480 |
| Plumbing and heating combined..... | 5 | 338,167 | 308,690 | 331,687 | 6,480 | Masonry and concreting..... | 5 | 372,420 | 233,051 | 302,363 | 70,057 |
| Masonry and concreting..... | 5 | 372,420 | 233,051 | 302,363 | 70,057 | Painting, decorating, and glazing..... | 8 | 550,025 | 440,536 | 544,165 | 14,860 |
| Painting, decorating, and glazing..... | 9 | 589,025 | 476,536 | 574,165 | 14,860 | Plastering and lathing..... | 4 | 412,452 | 344,829 | 357,300 | 55,152 |
| Plastering and lathing..... | 4 | 412,452 | 344,829 | 367,300 | 55,152 | Roofing and sheet-metal work..... | 11 | 630,326 | 515,004 | 560,137 | 70,189 |
| Roofing and sheet-metal work..... | 14 | 790,397 | 603,894 | 717,457 | 72,940 | Roofing..... | 3 | 209,468 | 184,147 | 190,279 | 19,189 |
| Roofing..... | 3 | 131,296 | 85,975 | 112,107 | 19,189 | Sheet-metal work..... | 8 | 420,858 | 331,457 | 369,858 | 51,000 |
| Sheet-metal work..... | 11 | 659,101 | 517,919 | 605,350 | 53,761 | Marble and tiling..... | 7 | 425,167 | 377,185 | 405,606 | 19,561 |
| Marble and tiling..... | 7 | 425,167 | 377,185 | 405,606 | 19,561 | Excavating and grading..... | 3 | 203,369 | 104,042 | 202,218 | 1,151 |
| Excavating and grading..... | 3 | 203,369 | 164,042 | 202,218 | 1,151 | Other classes ² | 4 | 339,711 | 273,871 | 328,851 | 10,860 |
| Other classes ² | 5 | 474,611 | 395,071 | 463,751 | 10,860 | | | | | | |

¹ Includes sewer, gas, water conduit, and central station, light and power plant.
² Includes carpentering and wood flooring; steel erection; ornamental iron; and soundproofing.
³ Includes sewer, gas, water, conduit; dam and reservoir; railroad; and central station, light and power plant.
⁴ Includes roofing and sheet metal combined.
⁵ Includes steel erection; ornamental iron; and soundproofing.

TABLE 4.—CONSTRUCTION BUSINESS OUTSIDE HOME STATE, BY LOCATION

| STATE | LOCATION REPORTED BY— | | | STATE | LOCATION REPORTED BY— | | |
|-----------------------------------------------|-------------------------------|---------------------|----------------|-----------------------------------------------|-------------------------------|---------------------|----------------|
| | All classes of establishments | General contractors | Subcontractors | | All classes of establishments | General contractors | Subcontractors |
| OREGON | | | | PORTLAND | | | |
| Total distributed by State ¹ | \$6,820,444 | \$6,497,483 | \$322,961 | Total distributed by State ² | \$6,330,653 | \$6,011,243 | \$319,410 |
| California..... | 2,458,937 | 2,456,219 | 2,718 | California..... | 2,458,137 | 2,456,219 | 1,918 |
| Idaho..... | 218,399 | 206,399 | 12,000 | Idaho..... | 218,399 | 206,399 | 12,000 |
| Montana..... | 57,000 | 57,000 | ----- | Montana..... | 57,000 | 57,000 | ----- |
| Oklahoma..... | 67,282 | 67,282 | ----- | Utah..... | 100,000 | 100,000 | ----- |
| Utah..... | 156,199 | 156,199 | ----- | Washington..... | 3,432,117 | 3,191,625 | 240,492 |
| Washington..... | 3,797,627 | 3,554,384 | 243,243 | Other States, n. s..... | 65,000 | ----- | 65,000 |
| Other States, n. s..... | 65,000 | ----- | 65,000 | | | | |

Number of establishments reporting:

¹ All classes, 64; general contractors, 40; subcontractors, 24.

² All classes, 54; general contractors, 32; subcontractors, 22.

TABLE 5.—NUMBER AND SALARIES OF PROPRIETORS, FIRM MEMBERS, AND SALARIED EMPLOYEES: 1929

| CLASSIFICATION OF ESTABLISHMENTS | PROPRIETORS AND FIRM MEMBERS | | | | SALARIED EMPLOYEES | | | | | | | | | |
|-----------------------------------|------------------------------|------------------------|--------------------|-------------------------|-------------------------|-------------------------|------------------------------|-------------------------|--------------------------------|-------------------------|-------------------------|------------|-----------|-------------------|
| | Estab-lish-ments report-ing | Re-ceive-ing no salary | Receiving salaries | | All salaried em-ployees | | Officers and cler-ical staff | | Superintendents, foremen, etc. | | Number reported, by sex | | | Sex not re-ported |
| | | | Num-ber | Total an-nual sal-aries | Total num-ber | Total an-nual sal-aries | Num-ber | Total an-nual sal-aries | Num-ber | Total an-nual sal-aries | Total | Male | Fe-male | |
| OREGON | 242 | 162 | 63 | \$252,529 | 603 | \$1,441,708 | 333 | \$827,645 | 270 | \$614,061 | 498 | 431 | 66 | 107 |
| Operative builders | 7 | 4 | | | 6 | 9,308 | 3 | 2,668 | 3 | 6,650 | 5 | 5 | | 1 |
| General contractors | 169 | 125 | 43 | 187,388 | 398 | 989,013 | 184 | 492,299 | 214 | 496,714 | 358 | 320 | 38 | 40 |
| Building | 91 | 75 | 31 | 112,875 | 116 | 290,226 | 61 | 125,308 | 55 | 170,858 | 105 | 90 | 15 | 11 |
| Building not specialized | 64 | 52 | 20 | 109,475 | 103 | 265,106 | 53 | 105,648 | 50 | 159,458 | 95 | 82 | 13 | 8 |
| Commercial building only | 6 | 7 | | | 1 | 2,400 | 1 | 2,400 | | | 1 | 1 | | |
| Residential building only | 21 | 16 | 2 | 3,400 | 12 | 28,720 | 7 | 17,320 | 5 | 11,400 | 9 | 7 | 2 | 3 |
| Highway | 23 | 18 | 3 | 9,500 | 35 | 180,810 | 38 | 91,520 | 47 | 89,281 | 76 | 66 | 10 | 9 |
| Bridge, culvert, and railroad | 13 | 7 | | | 62 | 174,385 | 28 | 67,753 | 34 | 76,027 | 62 | 54 | 8 | |
| Grading | 12 | 10 | 3 | 15,813 | 39 | 89,079 | 16 | 46,261 | 23 | 42,818 | 31 | 30 | 1 | 8 |
| Street paving | 9 | 5 | | | 33 | 83,982 | 14 | 42,020 | 10 | 41,062 | 25 | 24 | 1 | 8 |
| Dam, reservoir, and waterworks | 3 | 3 | 1 | 2,500 | 10 | 8,440 | 3 | 2,040 | 7 | 6,400 | 10 | 9 | 1 | 4 |
| Dredging, river, harbor, etc. | 4 | 2 | | | 47 | 142,048 | 19 | 78,560 | 28 | 63,486 | 43 | 42 | 1 | 4 |
| Other classes ¹ | 4 | 5 | 5 | 47,200 | 6 | 14,045 | 5 | 7,863 | 1 | 6,182 | 6 | 5 | 1 | |
| Subcontractors | 76 | 33 | 20 | 65,141 | 109 | 443,385 | 146 | 332,688 | 53 | 110,697 | 133 | 106 | 27 | 66 |
| Electrical | 12 | 3 | 6 | 18,925 | 44 | 107,195 | 31 | 79,128 | 13 | 28,067 | 20 | 21 | 8 | 15 |
| Heating and plumbing | 10 | 8 | 2 | 5,013 | 59 | 122,873 | 49 | 97,883 | 10 | 24,490 | 24 | 20 | 4 | 35 |
| Heating and piping | 4 | 1 | | | 10 | 20,140 | 10 | 20,140 | | | 1 | 1 | | 9 |
| Plumbing | 10 | 4 | 2 | 5,013 | 35 | 69,035 | 28 | 52,485 | 7 | 16,550 | 9 | 8 | 1 | 26 |
| Plumbing and heating combined | 5 | 3 | | | 14 | 33,198 | 11 | 25,258 | 3 | 7,940 | 14 | 12 | 2 | |
| Masonry and concreting | 5 | 6 | 2 | 7,800 | 4 | 5,600 | 2 | 2,400 | 2 | 3,200 | 2 | 2 | | 2 |
| Painting, decorating, and glazing | 8 | 3 | 1 | 4,475 | 6 | 16,816 | 4 | 12,436 | 2 | 4,380 | 6 | 5 | 1 | |
| Plastering and lathing | 3 | 1 | 5 | 18,000 | 3 | 4,450 | 3 | 4,450 | | | 3 | 3 | | |
| Roofing and sheet-metal work | 14 | 6 | 1 | 2,600 | 41 | 102,102 | 29 | 74,839 | 12 | 27,263 | 37 | 29 | 8 | 4 |
| Roofing ² | 3 | 2 | | | 8 | 16,848 | 5 | 10,648 | 3 | 5,700 | 4 | 3 | 1 | 4 |
| Sheet-metal work | 11 | 4 | 1 | 2,600 | 33 | 85,754 | 24 | 64,191 | 9 | 21,603 | 33 | 26 | 7 | |
| Marble and tiling | 3 | 2 | 1 | 2,600 | 16 | 32,144 | 12 | 25,222 | 4 | 6,922 | 13 | 10 | 3 | 3 |
| Excavating and grading | 3 | 2 | | | 8 | 12,035 | 6 | 11,160 | 2 | 875 | 8 | 7 | 1 | |
| Other classes ³ | 5 | 2 | 2 | 5,125 | 18 | 40,670 | 10 | 25,170 | 8 | 15,500 | 11 | 9 | 2 | 7 |
| PORTLAND | 169 | 100 | 41 | 181,255 | 468 | 1,176,267 | 271 | 697,457 | 197 | 477,800 | 376 | 327 | 48 | 93 |
| Operative builders | 7 | 4 | | | 6 | 9,308 | 3 | 2,668 | 3 | 6,650 | 5 | 5 | | 1 |
| General contractors | 103 | 78 | 20 | 124,189 | 280 | 773,102 | 138 | 391,706 | 151 | 381,396 | 262 | 233 | 29 | 27 |
| Building | 68 | 52 | 20 | 72,189 | 98 | 253,862 | 53 | 108,056 | 45 | 145,806 | 90 | 77 | 13 | 8 |
| Building not specialized | 42 | 32 | 18 | 68,789 | 85 | 222,742 | 45 | 88,336 | 40 | 134,406 | 80 | 69 | 11 | 5 |
| Commercial building only | 5 | 6 | | | 1 | 2,400 | 1 | 2,400 | | | 1 | 1 | | |
| Residential building only | 19 | 14 | 2 | 3,400 | 12 | 28,720 | 7 | 17,320 | 5 | 11,400 | 9 | 7 | 2 | 3 |
| Highway | 12 | 8 | 3 | 9,500 | 48 | 117,613 | 25 | 75,686 | 23 | 41,927 | 43 | 37 | 6 | 5 |
| Bridge and culvert | 8 | 2 | | | 57 | 161,738 | 24 | 85,530 | 33 | 76,208 | 57 | 50 | 7 | |
| Grading | 5 | 6 | | | 16 | 51,760 | 7 | 29,060 | 9 | 22,700 | 14 | 14 | | 2 |
| Street paving | 5 | 1 | | | 22 | 48,585 | 9 | 19,759 | 13 | 28,326 | 14 | 14 | | 8 |
| Dredging, river, harbor, etc. | 3 | 2 | | | 40 | 124,130 | 14 | 64,802 | 26 | 59,328 | 39 | 35 | 4 | 4 |
| Other classes ¹ | 4 | 7 | 8 | 42,500 | 8 | 15,414 | 6 | 8,813 | 2 | 6,601 | 8 | 6 | 2 | |
| Subcontractors | 59 | 18 | 15 | 57,060 | 173 | 392,847 | 130 | 303,093 | 43 | 89,754 | 108 | 89 | 19 | 65 |
| Electrical | 8 | 2 | 1 | 14,050 | 32 | 84,676 | 24 | 65,509 | 8 | 19,067 | 17 | 12 | 5 | 15 |
| Heating and plumbing | 11 | 1 | 1 | 2,416 | 55 | 117,403 | 46 | 95,413 | 9 | 21,990 | 21 | 19 | 2 | 34 |
| Plumbing | 5 | 1 | 1 | 2,416 | 32 | 65,105 | 26 | 51,055 | 6 | 14,050 | 7 | 7 | | 25 |
| Plumbing and heating combined | 6 | 1 | | | 23 | 52,298 | 20 | 44,358 | 3 | 7,940 | 14 | 12 | 2 | |
| Masonry and concreting | 5 | 6 | 2 | 7,800 | 4 | 5,600 | 2 | 2,400 | 2 | 3,200 | 2 | 2 | | 2 |
| Painting, decorating, and glazing | 7 | 2 | 1 | 4,475 | 6 | 16,816 | 4 | 12,436 | 2 | 4,380 | 6 | 5 | 1 | |
| Plastering and lathing | 3 | 1 | 5 | 18,000 | 3 | 4,450 | 3 | 4,450 | | | 3 | 3 | | |
| Roofing and sheet-metal work | 11 | 4 | 1 | 2,600 | 31 | 79,153 | 23 | 61,333 | 8 | 17,820 | 27 | 22 | 5 | 4 |
| Roofing ² | 3 | 1 | | | 10 | 29,908 | 9 | 28,408 | 1 | 1,500 | 6 | 5 | 1 | 4 |
| Sheet-metal work | 8 | 3 | 1 | 2,600 | 21 | 49,245 | 14 | 32,925 | 7 | 16,320 | 21 | 17 | 4 | |
| Marble and tiling | 7 | 2 | 1 | 2,600 | 16 | 32,144 | 12 | 25,222 | 4 | 6,922 | 13 | 10 | 3 | 3 |
| Excavating and grading | 3 | 2 | | | 8 | 12,035 | 6 | 11,160 | 2 | 875 | 8 | 7 | 1 | |
| Other classes ³ | 4 | 2 | 2 | 5,125 | 18 | 40,670 | 10 | 25,170 | 8 | 15,500 | 11 | 9 | 2 | 7 |

¹ Includes sewer, gas, water, conduit, and central station, light and power plant.
² Includes carpentering and wood flooring; steel erection; ornamental iron; and soundproofing.
³ Includes sewer, gas, water, conduit; dam and reservoir; railroad; and central station, light and power plant.
⁴ Includes roofing and sheet metal combined.
⁵ Includes steel erection; ornamental iron; and soundproofing.

CONSTRUCTION—OREGON

1027

TABLE 6.—VALUE OF CONSTRUCTION EQUIPMENT, IN COMPARISON WITH CONSTRUCTION BUSINESS AND WAGES PAID DURING 1929

| CLASSIFICATION OF ESTABLISHMENTS AND PERCENTAGE OF EQUIPMENT OWNED | Establishments reporting | Equipment | | Value of construction business reported | Wages paid | CLASSIFICATION OF ESTABLISHMENTS AND PERCENTAGE OF EQUIPMENT OWNED | Establishments reporting | Equipment | | Value of construction business reported | Wages paid |
|--------------------------------------------------------------------|--------------------------|---------------------------|--------------------------------|-----------------------------------------|-------------|--------------------------------------------------------------------|--------------------------|---------------------------|--------------------------------|-----------------------------------------|-------------|
| | | Purchased during the year | Inventory value at end of year | | | | | Purchased during the year | Inventory value at end of year | | |
| OREGON | 217 | \$724,686 | \$3,569,856 | \$27,069,998 | \$7,139,248 | PORTLAND | 150 | \$361,998 | \$2,363,968 | \$21,089,730 | \$5,418,134 |
| <i>Classification of establishments</i> | | | | | | <i>Classification of establishments</i> | | | | | |
| Operative builders | 0 | 1,000 | 4,552 | 509,768 | 78,599 | Operative builders | 0 | 1,000 | 4,552 | 509,768 | 78,599 |
| General contractors | 147 | 657,403 | 3,207,073 | 21,870,713 | 5,560,002 | General contractors | 93 | 324,431 | 2,101,852 | 16,025,253 | 4,024,112 |
| Building | 82 | 54,251 | 200,790 | 9,167,436 | 2,090,633 | Building | 59 | 30,517 | 184,747 | 7,445,994 | 1,680,647 |
| Building not specialized | 57 | 51,220 | 259,798 | 7,690,420 | 1,790,743 | Building not specialized | 37 | 29,076 | 159,125 | 6,106,725 | 1,428,861 |
| Commercial building only | 0 | 1,355 | 18,589 | 468,562 | 113,877 | Commercial building only | 5 | 355 | 16,080 | 342,807 | 80,498 |
| Residential building only | 10 | 1,076 | 12,436 | 1,008,454 | 186,013 | Residential building only | 17 | 787 | 9,536 | 630,402 | 171,298 |
| Highway | 23 | 203,160 | 1,242,793 | 3,948,510 | 1,113,274 | Highway | 12 | 128,474 | 797,535 | 2,001,380 | 668,860 |
| Bridge, culvert, railroad | 12 | 33,326 | 360,029 | 2,908,700 | 704,255 | Bridge and culvert | 7 | 21,142 | 313,223 | 2,545,599 | 651,051 |
| Grading | 11 | 139,710 | 644,706 | 1,565,059 | 500,440 | Grading | 4 | 70,578 | 362,523 | 925,995 | 260,646 |
| Street paving | 0 | 66,809 | 367,528 | 1,833,344 | 296,230 | Street paving | 5 | 46,858 | 151,990 | 904,016 | 198,990 |
| Dredging, river, harbor, etc. | 4 | 66,799 | 115,080 | 1,785,286 | 530,973 | Dredging, river, harbor, etc. | 3 | 4,168 | 83,087 | 1,404,466 | 346,314 |
| Other classes ¹ | 0 | 33,348 | 238,941 | 1,162,288 | 264,197 | Other classes ¹ | 3 | 22,394 | 218,741 | 797,803 | 217,600 |
| Subcontractors | 64 | 66,283 | 298,210 | 4,629,527 | 1,500,647 | Subcontractors | 51 | 26,567 | 257,564 | 3,894,719 | 1,315,423 |
| Electrical | 9 | 3,869 | 8,320 | 782,862 | 180,273 | Electrical | 7 | 3,790 | 6,395 | 684,512 | 172,236 |
| Heating and plumbing | 16 | 39,397 | 32,454 | 1,011,677 | 210,495 | Heating and plumbing | 9 | 1,739 | 13,141 | 644,262 | 144,688 |
| Heating and pipe covering | 4 | 841 | 4,650 | 228,183 | 47,091 | Plumbing | 4 | 631 | 4,366 | 208,052 | 61,703 |
| Plumbing | 9 | 37,798 | 20,829 | 535,020 | 115,510 | Plumbing and heating combined ⁴ | 5 | 1,208 | 8,775 | 346,210 | 82,985 |
| Plumbing and heating combined | 3 | 768 | 6,975 | 248,374 | 53,288 | Masonry and concreting | 5 | 5,049 | 21,051 | 372,420 | 106,647 |
| Masonry and concreting | 5 | 5,940 | 21,951 | 372,420 | 166,947 | Painting, decorating, and glazing | 7 | 3,067 | 23,270 | 504,737 | 217,800 |
| Painting, decorating, and glazing | 8 | 4,317 | 27,448 | 534,737 | 231,724 | Plastering and lathing | 4 | 1,100 | 7,273 | 412,452 | 220,548 |
| Plastering and lathing | 4 | 1,100 | 7,273 | 412,452 | 220,548 | Roofing and sheet metal work | 9 | 4,559 | 56,262 | 532,116 | 157,264 |
| Roofing and sheet-metal work | 11 | 6,167 | 67,471 | 636,359 | 184,692 | Roofing ⁵ | 3 | 1,712 | 23,600 | 200,468 | 53,048 |
| Marble and tiling | 3 | 312 | 457 | 201,140 | 52,875 | Sheet metal work | 6 | 2,847 | 32,662 | 322,648 | 104,216 |
| Excavating and grading | 3 | 1,182 | 71,167 | 203,369 | 78,765 | Marble and tiling | 3 | 312 | 457 | 201,140 | 52,875 |
| Other classes ² | 5 | 4,990 | 61,669 | 474,611 | 153,328 | Excavating and grading | 3 | 1,182 | 71,167 | 203,369 | 78,765 |
| | | | | | | Other classes ² | 4 | 4,990 | 57,669 | 339,711 | 98,240 |
| <i>Percentage of equipment owned</i> | | | | | | <i>Percentage of equipment owned</i> | | | | | |
| General contractors ³ | 153 | 658,403 | 3,271,025 | 22,440,471 | 5,638,601 | General contractors ³ | 99 | 325,431 | 2,106,404 | 17,105,011 | 4,102,711 |
| None | 7 | | | 540,273 | 54,835 | None | 7 | | | 540,273 | 54,835 |
| 1% to 25% | 6 | 2,100 | 5,313 | 503,287 | 88,249 | 1% to 25% | 5 | 2,006 | 5,063 | 448,155 | 73,649 |
| 26% to 50% | 5 | 9,205 | 15,896 | 602,630 | 118,624 | 26% to 50% | 4 | 2,905 | 9,121 | 569,798 | 100,066 |
| 51% to 75% | 13 | 69,392 | 161,392 | 1,702,908 | 380,656 | 51% to 75% | 10 | 68,638 | 162,092 | 1,587,825 | 350,852 |
| 76% to 99% | 33 | 207,801 | 889,186 | 6,973,633 | 1,660,035 | 76% to 99% | 16 | 74,438 | 622,841 | 4,928,696 | 1,127,401 |
| 100% | 86 | 363,740 | 2,187,013 | 12,006,705 | 3,290,630 | 100% | 55 | 172,569 | 1,407,137 | 9,043,894 | 2,364,516 |
| Not reported | 3 | 6,150 | 11,925 | 111,060 | 39,060 | Not reported | 2 | 4,981 | 10,150 | 78,370 | 31,402 |
| Subcontractors | 64 | 66,283 | 298,210 | 4,629,527 | 1,500,647 | Subcontractors | 51 | 26,567 | 257,564 | 3,894,719 | 1,315,423 |
| None | 1 | | | 88,660 | 32,727 | None | 1 | | | 88,660 | 32,727 |
| 1% to 25% | 1 | | 3,539 | | | 1% to 25% | 1 | | 3,539 | | |
| 26% to 50% | 1 | | | 105,234 | 48,087 | 26% to 50% | 1 | | | 105,234 | 48,087 |
| 51% to 75% | 9 | 5,124 | 51,237 | 659,672 | 176,465 | 51% to 75% | 9 | 5,124 | 51,237 | 659,672 | 176,465 |
| 76% to 99% | 51 | 61,062 | 205,484 | 3,058,933 | 1,211,506 | 76% to 99% | 38 | 21,346 | 164,838 | 2,924,125 | 1,026,282 |
| 100% | 2 | 97 | 2,130 | 117,028 | 31,862 | 100% | 2 | 97 | 2,130 | 117,028 | 31,862 |
| Not reported | | | | | | Not reported | | | | | |

¹ Includes sewer, gas, water, conduit; dam and reservoir; waterworks; and central station, light and power plant.
² Includes carpentering and wood flooring; steel erection; ornamental iron; and soundproofing.
³ Includes operative builders.
⁴ Includes sewer, gas, water, conduit; railroad; and central station, light and power plant.
⁵ Includes heating and piping; and pipe covering.
⁶ Includes roofing and sheet metal combined.
⁷ Includes steel erection; ornamental iron; and soundproofing.

CONSTRUCTION—OREGON

TABLE 7.—WAGE EARNERS, BY MONTHS, AND WAGES PAID DURING 1929

| CLASSIFICATION OF ESTABLISHMENTS AND LENGTH OF WORKING WEEK | Estab-lish-ments report-ing | NUMBER EMPLOYED ON 15TH DAY OF THE MONTH OR NEAREST REPRESENTATIVE DAY | | | | | | | | | | | | Wages paid during year |
|-------------------------------------------------------------|-----------------------------|------------------------------------------------------------------------|-----------|-------|-------|-------|-------|-------|---------|-------------|----------|-----------|-----------|------------------------|
| | | Janu-ary | Febru-ary | March | April | May | June | July | Aug-ust | Sep-tem-ber | Octo-ber | Nov-ember | Dec-ember | |
| OREGON | 224 | 2,957 | 2,783 | 3,801 | 4,161 | 4,539 | 4,794 | 4,995 | 5,222 | 5,393 | 5,188 | 4,879 | 3,457 | \$6,808,843 |
| <i>Classification of establishments</i> | | | | | | | | | | | | | | |
| Operative builders | 6 | 24 | 22 | 54 | 74 | 75 | 80 | 64 | 64 | 55 | 41 | 30 | 14 | 95,855 |
| General contractors | 147 | 2,100 | 2,019 | 2,861 | 3,164 | 3,580 | 3,723 | 3,970 | 4,190 | 4,343 | 4,276 | 3,784 | 2,622 | 4,014,607 |
| Building | 85 | 752 | 614 | 1,020 | 1,187 | 1,292 | 1,393 | 1,490 | 1,533 | 1,511 | 1,661 | 1,563 | 1,265 | 1,895,143 |
| Building not specialized | 61 | 688 | 546 | 864 | 1,005 | 1,089 | 1,247 | 1,336 | 1,380 | 1,322 | 1,467 | 1,405 | 1,135 | 1,650,225 |
| Commercial building only | 4 | 15 | 15 | 43 | 40 | 67 | 23 | 32 | 98 | 95 | 96 | 40 | 34 | 74,298 |
| Residential building only | 20 | 49 | 53 | 122 | 142 | 136 | 123 | 122 | 105 | 94 | 98 | 118 | 96 | 170,620 |
| Highway | 20 | 207 | 216 | 255 | 349 | 500 | 646 | 750 | 803 | 786 | 608 | 528 | 301 | 663,320 |
| Bridge, culvert, and railroad | 12 | 415 | 420 | 521 | 348 | 391 | 270 | 286 | 474 | 517 | 369 | 352 | 800 | 764,255 |
| Grading | 11 | 177 | 216 | 236 | 250 | 307 | 372 | 459 | 554 | 581 | 561 | 554 | 362 | 590,440 |
| Street paving | 9 | 61 | 41 | 136 | 220 | 251 | 262 | 351 | 346 | 409 | 354 | 315 | 191 | 296,230 |
| Dredging, river, harbor, etc. | 4 | 311 | 369 | 483 | 594 | 539 | 555 | 467 | 354 | 318 | 353 | 298 | 110 | 530,973 |
| Other classes ¹ | 6 | 186 | 143 | 201 | 216 | 291 | 225 | 167 | 126 | 221 | 280 | 174 | 93 | 264,197 |
| Subcontractors | 71 | 824 | 742 | 886 | 923 | 884 | 991 | 961 | 968 | 995 | 871 | 865 | 821 | 1,798,421 |
| Electrical | 11 | 109 | 105 | 109 | 101 | 108 | 108 | 109 | 113 | 114 | 105 | 114 | 116 | 215,717 |
| Heating and plumbing | 18 | 212 | 185 | 241 | 237 | 256 | 266 | 222 | 222 | 281 | 264 | 240 | 184 | 453,888 |
| Heating and pipe covering | 5 | 55 | 55 | 60 | 55 | 56 | 67 | 55 | 57 | 105 | 64 | 63 | 67 | 137,547 |
| Plumbing | 9 | 120 | 90 | 153 | 155 | 166 | 160 | 131 | 127 | 134 | 156 | 139 | 98 | 251,919 |
| Plumbing and heating combined | 4 | 37 | 31 | 28 | 27 | 34 | 30 | 36 | 38 | 42 | 44 | 44 | 49 | 84,422 |
| Masonry and concreting | 5 | 62 | 49 | 102 | 120 | 88 | 97 | 101 | 109 | 101 | 45 | 51 | 82 | 169,947 |
| Painting, decorating, and glazing | 9 | 115 | 110 | 109 | 115 | 118 | 132 | 130 | 134 | 111 | 110 | 85 | 70 | 267,451 |
| Plastering and lathing | 4 | 69 | 61 | 50 | 64 | 43 | 71 | 87 | 54 | 40 | 44 | 38 | 54 | 226,548 |
| Roofing and sheet-metal work | 11 | 123 | 108 | 119 | 109 | 121 | 138 | 123 | 133 | 156 | 135 | 131 | 131 | 200,392 |
| Marble and tiling | 6 | 44 | 42 | 42 | 48 | 45 | 45 | 56 | 55 | 49 | 41 | 48 | 40 | 78,122 |
| Excavating and grading | 3 | 42 | 26 | 39 | 39 | 47 | 47 | 59 | 56 | 58 | 39 | 67 | 56 | 78,765 |
| Other classes ² | 4 | 48 | 56 | 66 | 81 | 58 | 87 | 74 | 87 | 108 | 67 | 81 | 70 | 120,601 |
| <i>Length of working week ³</i> | | | | | | | | | | | | | | |
| General contractors | 153 | 2,138 | 2,041 | 2,915 | 3,238 | 3,655 | 3,803 | 4,034 | 4,254 | 4,398 | 4,317 | 3,814 | 2,636 | 6,010,422 |
| 40-hour, 5-day week | 30 | 452 | 398 | 694 | 724 | 668 | 630 | 711 | 980 | 1,084 | 1,212 | 1,173 | 939 | 1,251,286 |
| All other 5-day week | 1 | 12 | 10 | 22 | 11 | 8 | 3 | 2 | | | | | | 16,196 |
| 44-hour, 5½-day week | 41 | 542 | 461 | 693 | 667 | 892 | 801 | 632 | 560 | 515 | 422 | 426 | 384 | 1,006,306 |
| 48-hour, 6-day week | 04 | 1,041 | 1,078 | 1,399 | 1,618 | 1,763 | 1,975 | 2,126 | 2,114 | 2,162 | 1,768 | 1,768 | 948 | 2,236,140 |
| 54-hour, 6-day week | 2 | 7 | 16 | 38 | 32 | 58 | 62 | 97 | 120 | 93 | 89 | 118 | 124 | 122,112 |
| 60-hour, 6-day week | 2 | 1 | 1 | 6 | 16 | 26 | 30 | 35 | 37 | 35 | 28 | 17 | 1 | 20,146 |
| All other 6-day week | 2 | 5 | 4 | 4 | 6 | 8 | 7 | 17 | 20 | 16 | 8 | 2 | | 8,560 |
| All other not designated | 6 | 15 | 20 | 40 | 76 | 116 | 203 | 274 | 260 | 382 | 314 | 249 | 168 | 241,043 |
| Not reported | 5 | 58 | 44 | 19 | 98 | 116 | 92 | 140 | 163 | 111 | 78 | 61 | 42 | 100,133 |
| Subcontractors | 71 | 824 | 742 | 886 | 923 | 884 | 991 | 961 | 968 | 995 | 871 | 865 | 821 | 1,798,421 |
| 40-hour, 5-day week | 42 | 552 | 485 | 594 | 608 | 552 | 630 | 626 | 605 | 631 | 580 | 537 | 531 | 1,264,475 |
| 44-hour, 5½-day week | 15 | 167 | 164 | 176 | 204 | 210 | 194 | 174 | 198 | 173 | 171 | 168 | 176 | 284,628 |
| All other 5½-day week | 1 | 8 | 7 | 6 | 9 | 9 | 9 | 8 | 11 | 15 | 14 | 12 | 11 | 20,269 |
| 48-hour, 6-day week | 11 | 84 | 77 | 100 | 98 | 101 | 138 | 133 | 140 | 104 | 95 | 137 | 89 | 212,211 |
| Not reported | 2 | 13 | 0 | 10 | 9 | 12 | 20 | 20 | 14 | 12 | 11 | 11 | 14 | 16,900 |
| PORTLAND | 154 | 2,126 | 1,950 | 2,714 | 2,926 | 3,084 | 3,338 | 3,488 | 3,606 | 3,792 | 3,830 | 3,571 | 2,603 | 5,149,721 |
| <i>Classification of establishments</i> | | | | | | | | | | | | | | |
| Operative builders | 6 | 24 | 22 | 54 | 74 | 75 | 80 | 64 | 64 | 55 | 41 | 30 | 14 | 95,855 |
| General contractors | 93 | 1,377 | 1,290 | 1,898 | 2,246 | 2,246 | 2,417 | 2,596 | 2,722 | 2,914 | 3,047 | 2,807 | 1,869 | 3,485,689 |
| Building | 61 | 578 | 494 | 813 | 932 | 939 | 1,103 | 1,175 | 1,172 | 1,153 | 1,367 | 1,353 | 1,034 | 1,497,102 |
| Building not specialized | 39 | 514 | 420 | 653 | 763 | 750 | 967 | 967 | 977 | 1,170 | 1,215 | 1,116 | 920 | 1,260,899 |
| Commercial building only | 4 | 15 | 15 | 43 | 40 | 67 | 23 | 32 | 98 | 95 | 96 | 40 | 34 | 74,298 |
| Residential building only | 18 | 49 | 53 | 117 | 129 | 122 | 105 | 104 | 90 | 81 | 92 | 98 | 80 | 155,905 |
| Highway | 10 | 52 | 56 | 69 | 112 | 209 | 280 | 412 | 393 | 413 | 392 | 327 | 191 | 313,982 |
| Bridge and culvert | 7 | 404 | 387 | 473 | 301 | 355 | 203 | 220 | 373 | 316 | 250 | 277 | 252 | 651,051 |
| Grading | 4 | 102 | 98 | 108 | 111 | 138 | 200 | 284 | 342 | 337 | 343 | 301 | 145 | 280,646 |
| Street paving | 5 | 53 | 27 | 117 | 171 | 172 | 170 | 188 | 159 | 212 | 206 | 188 | 96 | 198,900 |
| Dredging, river, harbor, etc. | 3 | 99 | 137 | 217 | 336 | 322 | 345 | 289 | 178 | 202 | 214 | 194 | 58 | 346,314 |
| Other classes ¹ | 3 | 89 | 97 | 96 | 83 | 111 | 141 | 100 | 94 | 305 | 287 | 167 | 93 | 217,604 |
| Subcontractors | 55 | 724 | 632 | 767 | 806 | 763 | 841 | 828 | 820 | 823 | 742 | 734 | 720 | 1,568,177 |
| Electrical | 7 | 38 | 35 | 37 | 79 | 86 | 86 | 88 | 88 | 77 | 77 | 87 | 89 | 172,236 |
| Heating and plumbing | 10 | 168 | 138 | 194 | 191 | 196 | 208 | 174 | 168 | 215 | 196 | 196 | 140 | 370,947 |
| Heating and pipe covering | 3 | 42 | 42 | 47 | 46 | 46 | 57 | 44 | 41 | 87 | 51 | 54 | 58 | 119,553 |
| Plumbing | 4 | 94 | 70 | 124 | 123 | 121 | 118 | 100 | 95 | 92 | 107 | 104 | 39 | 198,106 |
| Plumbing and heating combined | 3 | 32 | 26 | 23 | 22 | 29 | 33 | 30 | 32 | 36 | 38 | 38 | 43 | 53,283 |
| Masonry and concreting | 5 | 62 | 49 | 102 | 129 | 88 | 97 | 101 | 109 | 101 | 45 | 51 | 82 | 169,947 |
| Painting, decorating, and glazing | 8 | 110 | 106 | 104 | 109 | 111 | 124 | 128 | 106 | 105 | 80 | 74 | 243,587 | |
| Plastering and lathing | 4 | 69 | 61 | 59 | 64 | 43 | 71 | 87 | 54 | 40 | 44 | 38 | 54 | 226,548 |
| Sheet-metal work | 9 | 109 | 94 | 103 | 90 | 102 | 118 | 103 | 114 | 114 | 140 | 116 | 110 | 165,512 |
| Marble and tiling | 6 | 44 | 42 | 42 | 48 | 45 | 45 | 56 | 55 | 49 | 41 | 48 | 49 | 78,122 |
| Excavating and grading | 3 | 42 | 26 | 39 | 39 | 47 | 47 | 59 | 56 | 58 | 39 | 67 | 56 | 78,765 |
| Ornamental iron ² | 3 | 32 | 32 | 37 | 57 | 43 | 45 | 41 | 48 | 53 | 55 | 51 | 66 | 65,513 |
| <i>Length of working week ³</i> | | | | | | | | | | | | | | |
| General contractors | 99 | 1,401 | 1,318 | 1,947 | 2,120 | 2,321 | 2,497 | 2,660 | 2,786 | 2,969 | 3,088 | 2,837 | 1,883 | 3,581,544 |
| 40-hour, 5-day week | 27 | 408 | 363 | 637 | 667 | 578 | 553 | 624 | 800 | 944 | 1,108 | 1,101 | 821 | 1,143,404 |
| All other 5-day week | 1 | 12 | 10 | 22 | 11 | 8 | 3 | 2 | | | | | | 16,196 |
| 44-hour, 5½-day week | 28 | 410 | 381 | 518 | 437 | 554 | 555 | 419 | 428 | 370 | 339 | 356 | 334 | 796,627 |
| 48-hour, 6-day week | 34 | 500 | 604 | 712 | 877 | 1,011 | 1,160 | 1,257 | 1,126 | 1,197 | 1,267 | 1,068 | 472 | 1,320,187 |
| 54-hour, 6-day week | 1 | | | | | 13 | 17 | 60 | 72 | 62 | 54 | 40 | 40 | 64,347 |
| All other, 6-day week | 1 | | | 4 | 4 | 3 | 5 | 8 | 8 | 4 | 3 | 3 | | 4,245 |
| All other, not designated | 4 | 15 | 17 | 40 | 65 | 90 | 175 | 235 | 230 | 360 | 280 | 225 | 180 | 193,481 |
| Not reported | 3 | 56 | 43 | 14 | 59 | 63 | 31 | 58 | 62 | 42 | 37 | 37 | 36 | 39,177 |
| Subcontractors | 55 | 724 | 632 | 767 | 806 | 763 | 841 | 828 | 820 | 823 | 742 | 734 | 720 | 1,568,177 |
| 40-hour, 5-day week | 38 | 530 | 465 | 573 | 581 | 525 | 603 | 595 | 578 | 598 | 539 | 506 | 503 | 1,215,136 |
| 44-hour, 5½-day week | 9 | 128 | 122 | 130 | 156 | 159 | 146 | 130 | 141 | 116 | 122 | 123 | 132 | 209,291 |
| All other, 5½-day week | 1 | 8 | 7 | 6 | 9 | 9 | 8 | 11 | 15 | 14 | 14 | 12 | 11 | 20,269 |
| 48-hour, 6-day week | 5 | 45 | 20 | 48 | 51 | 58 | 63 | 75 | 76 | 83 | 56 | 82 | 60 | |

CONSTRUCTION—OREGON

TABLE 8.—EXPENDITURES OF REPORTING ESTABLISHMENTS: 1929

| CLASSIFICATION OF ESTABLISHMENTS | Estab-lish-ments reporting | Value of construction business reported | PRINCIPAL ITEMS OF EXPENDITURE | | | OTHER ITEMS OF EXPENDITURE | | | | | | | |
|----------------------------------------|----------------------------|-----------------------------------------|--------------------------------|-------------|-------------------|--------------------------------|-------------|------------|---------------|-----------|-------------------------|-------------------------------------------------|-------------------------------|
| | | | Subcon-tract work let | Wages paid | Cost of materials | Salaries | | Rent for | | Interest | Con-tract bond premiums | Com-pensa-tion and liability insurance premiums | All other over-head ex-penses |
| | | | | | | Propri-eters and firm mem-bers | Em-ployees | Equip-ment | Offices, etc. | | | | |
| OREGON | 213 | \$27,412,529 | \$4,288,000 | \$7,152,279 | \$9,561,792 | \$224,058 | \$1,354,728 | \$252,952 | \$128,720 | \$167,807 | \$174,476 | \$245,815 | \$2,313,039 |
| Operative builders..... | 7 | 647,105 | 307,000 | 107,855 | 181,402 | | 9,308 | | 3,198 | 7,801 | 200 | 2,132 | 43,064 |
| General contractors..... | 130 | 20,818,341 | 3,946,000 | 5,200,640 | 6,514,117 | 103,792 | 639,076 | 173,158 | 58,761 | 134,148 | 162,767 | 203,294 | 1,879,247 |
| Building..... | 79 | 9,020,092 | 2,815,000 | 2,030,320 | 3,102,001 | 106,170 | 292,854 | 9,577 | 25,092 | 23,634 | 55,457 | 63,417 | 208,174 |
| Building not specialized..... | 55 | 7,628,720 | 2,360,000 | 1,761,570 | 2,679,520 | 102,779 | 262,534 | 8,832 | 22,566 | 18,688 | 51,937 | 57,846 | 176,866 |
| Commercial building only..... | 6 | 434,803 | 144,000 | 104,666 | 140,245 | | 2,400 | 625 | 420 | 265 | 870 | 2,489 | 6,404 |
| Residential building only..... | 19 | 957,163 | 312,000 | 170,084 | 336,200 | 3,400 | 27,920 | 120 | 2,706 | 4,681 | 2,650 | 3,082 | 24,904 |
| Highway..... | 20 | 3,714,079 | 328,000 | 1,040,336 | 788,657 | 2,300 | 174,760 | 33,271 | 12,095 | 29,672 | 20,207 | 39,431 | 844,420 |
| Bridge, culvert, and railroad..... | 12 | 2,760,290 | 59,000 | 725,255 | 1,362,207 | | 103,385 | 20,530 | 6,587 | 44,193 | 35,461 | 41,682 | 129,168 |
| Grading..... | 9 | 1,171,980 | 175,000 | 398,611 | 37,838 | | 61,064 | 26,261 | 3,122 | 8,242 | 14,841 | 13,875 | 232,796 |
| Street paving..... | 7 | 1,274,726 | 120,000 | 284,948 | 472,264 | | 82,482 | 32,644 | 1,785 | 10,270 | 14,021 | 7,216 | 144,534 |
| Dredging, river, harbor, etc..... | 4 | 1,785,280 | 216,000 | 530,973 | 368,327 | | 142,046 | 49,163 | 4,853 | 8,199 | 8,653 | 28,778 | 247,851 |
| Other classes ¹ | 5 | 1,001,288 | 233,000 | 244,197 | 322,703 | 40,000 | 22,485 | 1,712 | 1,627 | 9,938 | 8,127 | 9,895 | 72,304 |
| Subcontractors..... | 70 | 5,947,033 | 35,000 | 1,783,784 | 2,866,273 | 00,200 | 400,344 | 79,794 | 66,761 | 25,858 | 11,509 | 40,369 | 300,128 |
| Electrical..... | 9 | 814,512 | 5,000 | 197,524 | 433,116 | 14,050 | 84,576 | 500 | 9,007 | 3,700 | 2,432 | 4,857 | 60,512 |
| Heating and plumbing..... | 19 | 2,095,870 | 25,000 | 443,017 | 1,285,375 | 5,610 | 119,873 | 50 | 20,757 | 6,361 | 3,546 | 10,179 | 84,370 |
| Heating and pipe covering..... | 5 | 538,183 | | 137,547 | 295,065 | | 20,140 | 50 | 4,774 | 2,432 | 2,702 | 4,005 | 31,424 |
| Plumbing..... | 9 | 1,210,520 | 1,000 | 241,048 | 809,110 | 5,610 | 66,535 | | 14,101 | 3,747 | 491 | 4,794 | 41,556 |
| Plumbing and heating com-bined..... | 5 | 338,167 | 24,000 | 64,422 | 180,201 | | 33,198 | | 1,882 | 682 | 353 | 1,380 | 11,390 |
| Masonry..... | 3 | 251,885 | | 133,625 | 94,565 | 7,800 | 2,400 | | 1,236 | 119 | 450 | 4,327 | 2,413 |
| Painting, decorating, and glazing..... | 7 | 530,025 | | 229,585 | 177,455 | 4,475 | 16,816 | 130 | 7,789 | 684 | | 3,764 | 46,323 |
| Plastering and lathing..... | 4 | 412,452 | 2,000 | 226,548 | 138,667 | 18,000 | 4,450 | 165 | 3,462 | 1,377 | 1,840 | 3,688 | 11,215 |
| Roofing and sheet-metal work..... | 14 | 790,397 | 3,000 | 228,080 | 354,483 | 2,600 | 102,102 | 64,020 | 7,600 | 4,757 | | 4,320 | 59,512 |
| Roofing..... | 3 | 181,296 | | 35,140 | 60,081 | | 16,348 | | 1,170 | 2,453 | | 720 | 12,499 |
| Sheet-metal work..... | 11 | 659,101 | 3,000 | 192,940 | 294,402 | 2,600 | 85,754 | 64,020 | 6,430 | 2,304 | | 3,591 | 47,013 |
| Marble and tiling..... | 6 | 373,962 | | 93,312 | 177,509 | 2,600 | 23,422 | 20 | 8,250 | 1,653 | | 958 | 23,069 |
| Excavating and grading..... | 3 | 203,369 | | 78,765 | | | 12,035 | 14,909 | 2,600 | 2,459 | 1,070 | 3,308 | 65,195 |
| Other classes ² | 5 | 474,011 | | 168,328 | 205,103 | 5,125 | 40,670 | | 4,800 | 578 | 1,020 | 3,480 | 33,123 |
| PORTLAND | 156 | 22,022,164 | \$3,578,000 | \$5,813,948 | \$7,778,539 | \$187,355 | \$1,145,655 | \$233,187 | \$113,215 | \$127,532 | \$129,897 | \$200,365 | \$1,770,342 |
| Operative builders..... | 7 | 647,105 | 307,000 | 107,855 | 181,402 | | 9,308 | | 3,198 | 7,801 | 200 | 2,132 | 43,064 |
| General contractors..... | 91 | 10,152,650 | 3,235,000 | 3,908,641 | 5,121,432 | 110,289 | 755,322 | 153,373 | 51,631 | 102,331 | 120,045 | 161,710 | 1,379,119 |
| Building..... | 59 | 7,407,973 | 2,532,000 | 1,662,360 | 2,450,576 | 67,980 | 251,332 | 7,544 | 23,721 | 17,816 | 45,620 | 53,730 | 159,124 |
| Building not specialized..... | 38 | 6,213,754 | 2,103,000 | 1,435,710 | 2,077,696 | 64,589 | 221,012 | 6,799 | 20,595 | 13,850 | 42,270 | 48,483 | 130,246 |
| Commercial building only..... | 4 | 300,048 | 138,000 | 71,287 | 60,841 | | 2,400 | 625 | 420 | 205 | 870 | 2,404 | 5,904 |
| Residential building only..... | 17 | 885,171 | 291,000 | 155,360 | 312,039 | 3,400 | 27,920 | 120 | 2,706 | 3,752 | 2,480 | 2,783 | 22,974 |
| Highway..... | 10 | 2,432,096 | 298,000 | 617,868 | 392,520 | 2,300 | 113,363 | 26,938 | 8,059 | 10,706 | 12,145 | 27,768 | 669,516 |
| Bridge and culvert..... | 7 | 2,397,090 | 13,000 | 612,051 | 1,236,870 | | 150,738 | 13,550 | 9,056 | 42,023 | 31,213 | 37,292 | 95,109 |
| Grading..... | 4 | 800,197 | 125,000 | 253,448 | 26,066 | | 51,760 | 17,921 | 2,072 | 5,594 | 10,443 | 8,403 | 153,968 |
| Street paving..... | 5 | 904,016 | 20,000 | 198,990 | 344,593 | | 48,585 | 31,423 | 1,695 | 7,554 | 13,521 | 4,477 | 127,471 |
| Dredging, river, harbor, etc..... | 3 | 1,404,466 | 216,000 | 340,314 | 367,127 | | 124,130 | 47,993 | 4,853 | 725 | 2,002 | 20,475 | 91,644 |
| Other classes ³ | 3 | 797,803 | 31,000 | 217,004 | 303,671 | 40,000 | 15,414 | 8,004 | 1,275 | 8,913 | 5,092 | 9,565 | 82,287 |
| Subcontractors..... | 68 | 5,222,399 | 34,000 | 1,596,550 | 2,473,705 | 57,066 | 380,925 | 79,794 | 58,386 | 17,400 | 9,652 | 36,523 | 347,550 |
| Electrical..... | 8 | 734,512 | 5,000 | 182,318 | 377,116 | 14,050 | 84,576 | 500 | 6,684 | 3,394 | 2,432 | 4,617 | 48,240 |
| Heating and plumbing..... | 12 | 1,746,157 | 24,000 | 372,947 | 1,068,751 | 2,416 | 117,403 | 50 | 16,447 | 5,446 | 2,840 | 8,819 | 69,849 |
| Heating and pipe covering..... | 3 | 407,830 | | 119,653 | 216,150 | | 10,100 | 50 | 4,114 | 1,590 | 2,135 | 3,707 | 22,930 |
| Plumbing..... | 5 | 1,061,652 | | 200,106 | 713,201 | 2,416 | 65,105 | | 11,051 | 3,205 | 362 | 3,868 | 35,620 |
| Plumbing and heating com-bined..... | 4 | 276,769 | 24,000 | 53,288 | 139,400 | | 33,198 | | 1,282 | 651 | 353 | 1,244 | 11,390 |
| Masonry..... | 3 | 251,885 | | 133,625 | 94,565 | 7,800 | 2,400 | | 1,236 | 119 | 450 | 4,327 | 2,413 |
| Painting, decorating, and glazing..... | 7 | 530,025 | | 229,585 | 177,455 | 4,475 | 16,816 | 130 | 7,789 | 684 | | 3,764 | 46,323 |
| Plastering and lathing..... | 4 | 412,452 | 2,000 | 226,548 | 138,667 | 18,000 | 4,450 | 165 | 3,462 | 1,377 | 1,840 | 3,688 | 11,215 |
| Roofing and sheet-metal work..... | 11 | 630,326 | 3,000 | 181,210 | 279,539 | 2,600 | 76,153 | 64,020 | 7,118 | 1,690 | | 3,582 | 48,132 |
| Roofing..... | 3 | 209,468 | | 53,048 | 94,055 | | 29,908 | 4,020 | 1,170 | 10 | | 1,130 | 16,854 |
| Sheet-metal work..... | 8 | 420,858 | 3,000 | 128,162 | 185,484 | 2,600 | 49,245 | 60,000 | 5,948 | 1,680 | | 2,443 | 31,278 |
| Marble and tiling..... | 6 | 373,962 | | 93,312 | 177,509 | 2,600 | 23,422 | 20 | 8,250 | 1,653 | | 958 | 23,069 |
| Excavating and grading..... | 3 | 203,369 | | 78,765 | | | 12,035 | 14,909 | 2,600 | 2,459 | 1,070 | 3,308 | 65,195 |
| Other classes ⁴ | 4 | 339,711 | | 98,240 | 160,103 | 5,125 | 40,670 | | 4,800 | 578 | 1,020 | 3,480 | 33,123 |

¹ Includes sewer, gas, water, conduit; dam and reservoir; waterworks; and central station, light and power plant.

² Includes carpentering and wood flooring; steel erection; ornamental iron; and soundproofing.

³ Includes sewer, gas, water, conduit; railroad; and central station, light and power plant.

⁴ Includes roofing and sheet metal combined.

⁵ Includes steel erection; ornamental iron; and soundproofing.

CONSTRUCTION—OREGON

TABLE 9.—COST OF MATERIALS FURNISHED AND USED BY REPORTING ESTABLISHMENTS DURING 1929, BY KIND

| KIND OF MATERIAL | COST OF MATERIALS REPORTED BY | | | | | KIND OF MATERIAL | COST OF MATERIALS REPORTED BY | | | | |
|----------------------------------------------------------------------|-------------------------------|-----------------------|-------------------------------------------------|----------------------------------|-----------------|----------------------------------------------------------------------|-------------------------------|-----------------------|-------------------------------------------------|----------------------------------|----------------|
| | All classes of establishments | | | General contractors ² | Subcontractors | | All classes of establishments | | | General contractors ² | Subcontractors |
| | Amount | Per cent distribution | Per \$1,000 construction work done ¹ | | | | Amount | Per cent distribution | Per \$1,000 construction work done ¹ | | |
| OREGON | | | | | PORTLAND | | | | | | |
| All kinds of material..... | \$10,915,483 | | \$414.80 | \$7,807,675 | \$3,107,808 | All kinds of material..... | \$8,790,625 | \$424.22 | \$6,228,462 | \$2,571,163 | |
| Distribution not reported..... | 2,311,178 | 21.2 | | 1,808,733 | 502,445 | Distribution not reported..... | 1,716,994 | 19.5 | 1,357,540 | 350,454 | |
| Distributed by kind..... | 8,604,305 | 100.0 | | 5,998,942 | 2,605,363 | Distributed by kind..... | 7,082,631 | 100.0 | 4,870,922 | 2,211,709 | |
| Sand, gravel, stone, slag, cinders, etc. | 969,187 | 11.3 | 46.72 | 935,750 | 33,407 | Sand, gravel, stone, slag, cinders, etc. | 706,735 | 10.0 | 673,328 | 33,407 | |
| Brick (face, common, fire, paving, etc.)..... | 186,937 | 2.2 | 9.01 | 131,547 | 55,390 | Brick (face, common, fire, paving etc.)..... | 157,575 | 2.2 | 102,185 | 55,390 | |
| Tile (fireproofing)..... | 22,080 | .3 | 1.07 | 22,080 | | Tile (fireproofing)..... | 18,100 | .3 | 18,100 | | |
| Tile, facing, terra cotta, floor, and wall..... | 297,888 | 3.6 | 14.34 | 121,357 | 176,031 | Tile, facing, terra cotta, floor, and wall..... | 289,555 | 4.1 | 113,524 | 176,031 | |
| Concrete and cinder block..... | 30,817 | .4 | 1.78 | 30,817 | | Concrete and cinder block..... | 33,900 | .5 | 33,900 | | |
| Cut stone, granite and marble..... | 55,960 | .7 | 2.70 | 55,960 | | Cut stone, granite, and marble..... | 53,084 | .7 | 53,084 | | |
| Riprap, rubble, etc..... | 308,941 | 3.6 | 14.90 | 308,941 | | Riprap, rubble, etc..... | 308,231 | 4.4 | 308,231 | | |
| Cement..... | 951,350 | 11.1 | 45.86 | 897,852 | 53,507 | Cement..... | 804,370 | 11.4 | 750,800 | 53,480 | |
| Lime..... | 18,033 | .2 | .87 | 12,079 | 5,954 | Lime..... | 15,877 | .2 | 9,913 | 5,954 | |
| Plaster, etc..... | 48,748 | .6 | 2.35 | 34,530 | 14,218 | Plaster, etc..... | 32,900 | .5 | 18,702 | 14,218 | |
| Structural steel..... | 423,865 | 4.9 | 20.43 | 395,236 | 28,579 | Structural steel..... | 413,224 | 5.8 | 384,045 | 28,579 | |
| Reinforcing steel..... | 290,933 | 3.4 | 14.02 | 280,443 | 490 | Reinforcing steel..... | 263,768 | 3.7 | 263,208 | 490 | |
| Cast iron, miscellaneous (excluding pipe)..... | 47,083 | .5 | 2.27 | 24,583 | 22,500 | Cast iron, miscellaneous (excluding pipe)..... | 41,094 | .6 | 19,194 | 22,500 | |
| Metal doors, windows, and trim..... | 53,329 | .6 | 2.57 | 53,329 | | Metal doors, windows, and trim..... | 32,372 | .5 | 32,372 | | |
| Metal and wire lath and furring..... | 22,243 | .3 | 1.07 | 11,090 | 11,153 | Metal and wire lath and furring..... | 15,582 | .2 | 4,429 | 11,153 | |
| Ornamental metal work..... | 60,762 | .7 | 2.93 | 18,962 | 41,800 | Ornamental metal work..... | 59,492 | .8 | 17,692 | 41,800 | |
| Lumber, rough and finished..... | 916,747 | 10.7 | 44.20 | 915,208 | 1,539 | Lumber, rough and finished..... | 730,510 | 10.3 | 728,971 | 1,539 | |
| Lath, shingles, and shakes (wood)..... | 37,736 | .4 | 1.82 | 35,232 | 2,504 | Lath, shingles, and shakes (wood)..... | 31,377 | .4 | 28,873 | 2,504 | |
| Millwork..... | 327,269 | 3.8 | 15.73 | 327,269 | | Millwork..... | 258,099 | 3.6 | 258,099 | | |
| Composition board..... | 61,779 | .7 | 2.93 | 32,779 | 29,000 | Composition board..... | 44,091 | .6 | 15,691 | 29,000 | |
| Waterproofing materials..... | 24,724 | .3 | 1.10 | 24,309 | 415 | Waterproofing materials..... | 23,998 | .3 | 23,533 | 415 | |
| Hardware, rough and finished..... | 129,042 | 1.5 | 6.25 | 129,047 | 595 | Hardware, rough and finished..... | 94,790 | 1.3 | 94,195 | 595 | |
| Paints, varnishes, glass..... | 257,740 | 3.0 | 12.42 | 60,077 | 197,663 | Paints, varnishes, glass..... | 226,590 | 3.2 | 43,540 | 183,050 | |
| Roofing and sheet metal..... | 350,828 | 4.1 | 16.91 | 63,871 | 286,957 | Roofing and sheet metal..... | 267,498 | 3.8 | 34,209 | 233,289 | |
| Finished flooring other than cement, wood, or tile..... | 28,677 | .3 | 1.33 | 28,677 | | Finished flooring other than cement, wood, or tile..... | 25,973 | .4 | 25,973 | | |
| Screens, shades, awnings, etc..... | 10,358 | .1 | .50 | 10,358 | | Screens, shades, awnings, etc..... | 9,738 | .1 | 9,738 | | |
| Heating and ventilating equipment..... | 638,620 | 6.3 | 25.07 | 52,299 | 486,321 | Heating and ventilating equipment..... | 435,006 | 6.1 | 38,093 | 396,913 | |
| Plumbing and gas-fitting equipment..... | 702,104 | 8.2 | 33.85 | 56,070 | 646,034 | Plumbing and gas-fitting equipment..... | 599,002 | 8.5 | 42,700 | 556,302 | |
| Electrical appliances and supplies..... | 534,737 | 6.2 | 25.78 | 72,253 | 462,484 | Electrical appliances and supplies..... | 359,719 | 5.1 | 30,461 | 329,258 | |
| Elevators, dumb-waiters, and equipment..... | 6,653 | .1 | .32 | 5,803 | 850 | Elevators, dumb-waiters, and equipment..... | 3,095 | .0 | 2,245 | 850 | |
| Pipe: Drain tile, vitrified, concrete, segment tile, corrugated..... | 336,062 | 3.9 | 16.20 | 323,830 | 12,232 | Pipe: Drain tile, vitrified, concrete, segment tile, corrugated..... | 281,686 | 4.0 | 270,508 | 11,118 | |
| Pipe: Cast-iron, sheet and tube steel, etc..... | 74,230 | .9 | 3.58 | 47,834 | 26,396 | Pipe: Cast-iron, sheet and tube steel, etc..... | 62,023 | .9 | 41,523 | 20,500 | |
| Wire cable, guards, and fencing..... | 3,648 | (*) | .17 | 3,648 | | Wire cable, guards, and fencing..... | 2,098 | (*) | 2,098 | | |
| Bituminous paving materials, tar, asphalt, and oil..... | 190,140 | 2.3 | 8.46 | 190,140 | | Bituminous paving materials, tar, asphalt, and oil..... | 138,800 | 2.0 | 138,800 | | |
| Wood piling and timber..... | 56,784 | .7 | 2.74 | 56,784 | | Wood piling and timber..... | 56,784 | .8 | 56,784 | | |
| Ready-mixed concrete..... | 50,688 | .7 | 2.73 | 50,688 | | Ready-mixed concrete..... | 56,688 | .8 | 56,688 | | |
| Freight, hauling, or trucking to job..... | 32,219 | .4 | 1.55 | 32,219 | | Freight, hauling, or trucking to job..... | 20,710 | .4 | 20,710 | | |
| Metal products, n. e. s. (including metal furniture)..... | 1,000 | (*) | (*) | 1,000 | | Metal products, n. e. s. (including metal furniture)..... | 1,000 | (*) | 1,000 | | |
| Mineral products (nonmetallic), n. e. s..... | 5,064 | .1 | .29 | 5,898 | 66 | Mineral products (nonmetallic), n. e. s..... | 5,064 | .1 | 5,898 | 66 | |
| Textiles and caulking materials..... | 83 | (*) | (*) | 83 | | Textiles and caulking materials..... | 83 | (*) | 83 | | |
| Miscellaneous..... | 120,202 | 1.4 | 5.80 | 111,007 | 9,195 | Miscellaneous..... | 91,035 | 1.3 | 81,890 | 9,195 | |

¹ The value of construction work done is obtained from figures presented in Table 1, by subtracting the value of subcontract work let from the total value of construction business.

² Includes operative builders.

³ Less than one-tenth of 1 per cent.

⁴ Less than 1 cent.

* The percentage of total cost shown for this item is high because establishments located within this area reported that the large part of their construction work (on which this material was used) was done on contract outside this area.

CONSTRUCTION—OREGON

TABLE 10.—COMPARISON OF COST OF DESIGNATED MATERIALS FURNISHED AND USED BY REPORTING ESTABLISHMENTS DURING 1929, WITH COST OF MATERIALS AND VALUE OF CONSTRUCTION BUSINESS

[Based exclusively upon reports of establishments which gave the distributed cost of materials]

| KIND OF MATERIAL AND CLASSIFICATION OF ESTABLISHMENTS | Cost of all materials distributed by kind | COST OF DESIGNATED MATERIAL | | | | Value of construction business | Indicated per cent of all business done by own force ¹ | KIND OF MATERIAL AND CLASSIFICATION OF ESTABLISHMENTS | Cost of all materials distributed by kind | COST OF DESIGNATED MATERIAL | | | | Value of construction business | Indicated per cent of all business done by own force ¹ |
|-------------------------------------------------------|-------------------------------------------|-----------------------------|------------------|-----------------------------------|--------------|--------------------------------|-------------------------------------------------------------------|-------------------------------------------------------|-------------------------------------------|-----------------------------|------------------|-----------------------------------|------------|--------------------------------|-------------------------------------------------------------------|
| | | Amount | Per cent of— | | Total cost | | | | | Amount | Per cent of— | | Total cost | | |
| | | | Total cost | Cost of all distributed materials | | | | | | | Total cost | Cost of all distributed materials | | | |
| OREGON | | | | | | | OREGON—Continued | | | | | | | | |
| <i>Sand, gravel, stone, slag, cinders, etc.*</i> | | | | | | | Cement—Continued | | | | | | | | |
| All classes..... | \$8,604,305 | \$969,187 | 100.0 | 11.3 | \$24,446,255 | 85.2 | General contractors—Contd. | | | | | | | | |
| General contractors ² | 5,998,942 | 935,780 | 96.0 | 15.0 | 19,345,249 | 81.5 | Highway..... | \$613,613 | \$50,244 | 0.1 | 14.1 | \$2,863,521 | 91.7 | | |
| Building..... | 2,595,800 | 250,505 | 25.8 | 9.7 | 7,584,869 | 68.1 | Bridge and culvert..... | 1,021,190 | 256,405 | 27.0 | 25.1 | 2,105,187 | 97.9 | | |
| Building not specialized ² | 2,041,014 | 230,854 | 23.8 | 11.3 | 5,975,285 | 67.4 | Grading..... | 56,001 | 4,555 | 5.5 | 8.1 | 1,508,059 | 86.4 | | |
| Commercial building only..... | 139,245 | 6,026 | 0.6 | 4.3 | 409,803 | 69.3 | Street paving..... | 457,499 | 184,807 | 19.4 | 40.3 | 1,217,035 | 90.9 | | |
| Manufacturing building only..... | 61,000 | 1,650 | 0.2 | 2.7 | 147,027 | 100.0 | Sewer, gas, water, conduit..... | 92,830 | 11,564 | 1.2 | 12.5 | 240,219 | 96.7 | | |
| Residential building only..... | 354,541 | 11,975 | 1.2 | 3.4 | 1,052,754 | 68.9 | Dam and reservoir..... | 533,000 | 92,983 | 9.8 | 17.4 | 1,160,120 | 98.0 | | |
| Highway..... | 613,613 | 230,881 | 24.8 | 39.1 | 2,863,521 | 91.7 | Waterworks..... | 6,091 | 1,960 | 0.2 | 32.0 | 281,769 | 37.2 | | |
| Bridge and culvert..... | 1,021,190 | 172,279 | 17.8 | 16.9 | 2,105,187 | 97.9 | Dredging, river, harbor, etc..... | 351,327 | 2,080 | 0.2 | 6.6 | 1,715,286 | 87.9 | | |
| Grading..... | 56,001 | 7,987 | 8.8 | 14.3 | 1,508,059 | 86.4 | Railroad..... | 39,276 | 3,093 | 0.3 | 7.9 | 115,910 | 100.0 | | |
| Street paving..... | 457,499 | 154,320 | 15.9 | 33.7 | 1,217,035 | 90.9 | Central station, light and power plant..... | 232,315 | 1,974 | 0.2 | 0.8 | 547,274 | 95.8 | | |
| Sewer, gas, water, conduit..... | 92,830 | 18,146 | 1.9 | 19.5 | 240,219 | 96.7 | Subcontractors..... | \$2,605,363 | 53,577 | 5.6 | 2.1 | \$5,101,000 | 99.5 | | |
| Dam and reservoir..... | 533,000 | 77,882 | 8.0 | 14.6 | 1,160,120 | 98.0 | Concrete..... | 61,863 | 34,274 | 3.6 | 55.4 | 120,535 | 100.0 | | |
| Waterworks..... | 6,091 | 1,750 | 2.2 | 28.7 | 281,769 | 37.2 | Electrical..... | 490,343 | 200 | (³) | (³) | 897,869 | 99.5 | | |
| Dredging, river, harbor, etc..... | 351,327 | 9,404 | 1.0 | 2.7 | 1,715,286 | 87.9 | Heating and plumbing..... | \$1,173,519 | 27 | (³) | (³) | \$1,869,875 | 98.0 | | |
| Railroad..... | 39,276 | 1,015 | 0.2 | 4.1 | 115,910 | 100.0 | Plumbing..... | 770,183 | 27 | (³) | (³) | 1,162,999 | 99.9 | | |
| Central station, light and power plant..... | 232,315 | 1,940 | 0.2 | 0.8 | 547,274 | 95.8 | Masonry..... | 84,866 | 5,000 | 6.5 | 5.9 | 167,157 | 100.0 | | |
| Subcontractors..... | \$2,605,363 | 33,407 | 3.4 | 1.3 | \$5,101,000 | 99.5 | Plastering and lathing..... | 42,779 | 2,468 | 0.3 | 5.8 | 152,452 | 99.5 | | |
| Concrete..... | 61,863 | 25,568 | 2.6 | 41.3 | 120,535 | 100.0 | Marble and tiling..... | 177,509 | 11,538 | 1.2 | 6.5 | 373,962 | 100.0 | | |
| Electrical..... | 490,343 | 200 | (³) | (³) | 897,869 | 99.5 | Structural steel | | | | | | | | |
| Masonry..... | 84,866 | 4,000 | 4.7 | 4.7 | 167,157 | 100.0 | All classes..... | 8,004,305 | 423,865 | 100.0 | 4.9 | 24,446,255 | 85.2 | | |
| Plastering and lathing..... | 42,779 | 2,556 | 0.3 | 6.0 | 152,452 | 99.5 | General contractors ² | \$5,998,942 | 395,280 | 98.3 | 6.6 | \$19,345,249 | 81.5 | | |
| Marble and tiling..... | 177,509 | 1,033 | 0.1 | 0.6 | 373,962 | 100.0 | Building..... | 2,595,800 | 56,979 | 13.4 | 2.2 | 7,584,869 | 68.1 | | |
| Brick (face, common, fire, paving, etc.) | | | | | | | Building not specialized ² | 2,041,014 | 48,979 | 11.6 | 2.4 | 5,975,285 | 67.4 | | |
| All classes..... | 8,604,305 | 186,937 | 100.0 | 2.2 | 24,446,255 | 85.2 | Manufacturing building only..... | 61,000 | 7,000 | 1.7 | 11.5 | 147,027 | 100.0 | | |
| General contractors ² | \$5,998,942 | 131,547 | 70.4 | 2.2 | \$19,345,249 | 81.5 | Residential building..... | 354,541 | 1,000 | 0.2 | 0.3 | 1,052,754 | 68.9 | | |
| Building..... | 2,595,800 | 130,547 | 69.8 | 5.0 | 7,584,869 | 68.1 | Highway..... | 613,613 | 2,392 | 0.4 | 4.4 | 2,863,521 | 91.7 | | |
| Building not specialized ² | 2,041,014 | 77,732 | 41.6 | 3.8 | 5,975,285 | 67.4 | Bridge and culvert..... | 1,021,190 | 160,000 | 39.2 | 16.3 | 2,105,187 | 97.9 | | |
| Commercial building only..... | 139,245 | 678 | 0.4 | 0.5 | 409,803 | 69.3 | Grading..... | 56,001 | 410 | 1.1 | 7.1 | 1,508,059 | 86.4 | | |
| Manufacturing building only..... | 61,000 | 45,000 | 24.1 | 73.8 | 147,027 | 100.0 | Sewer, gas, water, conduit..... | 92,830 | 7,817 | 1.8 | 8.4 | 240,219 | 96.7 | | |
| Residential building only..... | 354,541 | 7,137 | 3.8 | 2.0 | 1,052,754 | 68.9 | Dam and reservoir..... | 533,000 | 95,244 | 22.5 | 17.9 | 1,160,120 | 98.0 | | |
| Sewer, gas, water, conduit..... | 92,830 | 1,000 | 0.6 | 1.1 | 240,219 | 96.7 | Central station, light and power plant..... | 232,315 | 60,438 | 15.7 | 28.0 | 547,274 | 95.8 | | |
| Subcontractors..... | \$2,605,363 | 55,390 | 29.0 | 2.1 | \$5,101,000 | 99.5 | Subcontractors..... | \$2,605,363 | 28,579 | 6.7 | 1.1 | \$5,101,000 | 99.5 | | |
| Heating and plumbing..... | \$1,173,519 | 1,000 | 0.5 | 0.1 | \$1,869,875 | 98.9 | Concrete..... | 61,863 | 80 | (³) | 0.1 | 120,535 | 100.0 | | |
| Heating and piping..... | 259,965 | 1,000 | 0.5 | 0.4 | 467,832 | 100.0 | Steel erection..... | 31,499 | 28,499 | 6.7 | 90.5 | 65,696 | 100.0 | | |
| Masonry..... | 84,866 | 50,000 | 26.7 | 58.9 | 167,157 | 100.0 | Reinforcing steel | | | | | | | | |
| Marble and tiling..... | 177,509 | 4,390 | 2.3 | 2.5 | 373,962 | 100.0 | All classes..... | 8,004,305 | 290,933 | 100.0 | 3.4 | 24,446,255 | 85.2 | | |
| Tile, facing, terra cotta, floor and wall | | | | | | | General contractors ² | \$5,998,942 | 290,443 | 99.8 | 4.8 | \$19,345,249 | 81.5 | | |
| All classes..... | 8,604,305 | 297,388 | 100.0 | 3.5 | 24,446,255 | 85.2 | Building..... | 2,595,800 | 143,873 | 49.5 | 5.7 | 7,584,869 | 68.1 | | |
| General contractors ² | \$5,998,942 | 121,357 | 40.8 | 2.0 | \$19,345,249 | 81.5 | Building not specialized ² | 2,041,014 | 137,211 | 47.2 | 6.7 | 5,975,285 | 67.4 | | |
| Building..... | 2,595,800 | 121,357 | 40.8 | 4.7 | 7,584,869 | 68.1 | Commercial building only..... | 139,245 | 5,284 | 1.8 | 3.8 | 409,803 | 69.3 | | |
| Building not specialized ² | 2,041,014 | 112,772 | 37.9 | 5.5 | 5,975,285 | 67.4 | Manufacturing building only..... | 61,000 | 500 | 0.2 | 0.9 | 147,027 | 100.0 | | |
| Residential building only..... | 354,541 | 8,585 | 2.9 | 2.4 | 1,052,754 | 68.9 | Residential building only..... | 354,541 | 878 | 0.3 | 2.1 | 1,052,754 | 68.9 | | |
| Subcontractors..... | \$2,605,363 | 176,031 | 59.2 | 6.8 | \$5,101,000 | 99.5 | Highway..... | 613,613 | 6,626 | 2.3 | 1.1 | 2,863,521 | 91.7 | | |
| Masonry..... | 84,866 | 20,000 | 6.7 | 23.6 | 167,157 | 100.0 | Bridge and culvert..... | 1,021,190 | 108,950 | 37.5 | 10.7 | 2,105,187 | 97.9 | | |
| Marble and tiling..... | 177,509 | 150,031 | 52.5 | 87.9 | 373,962 | 100.0 | Grading..... | 56,001 | 2,541 | 0.9 | 4.5 | 1,508,059 | 86.4 | | |
| Riprap, rubble, etc. | | | | | | | Street paving..... | 457,499 | 21,181 | 7.3 | 4.0 | 1,217,035 | 90.9 | | |
| All classes..... | \$8,604,305 | 308,941 | 100.0 | 3.6 | \$24,446,255 | 85.2 | Sewer, gas, water, conduit..... | 92,830 | 1,000 | 0.3 | 1.1 | 240,219 | 96.7 | | |
| General contractors..... | \$5,801,340 | 308,941 | 100.0 | 5.3 | \$18,658,144 | 82.3 | Dredging, river, harbor, etc..... | 351,327 | 860 | 0.3 | 0.2 | 1,715,286 | 87.9 | | |
| Building..... | 2,398,198 | 506 | 0.2 | (³) | 6,897,764 | 69.1 | Railroad..... | 39,276 | 1,047 | 0.4 | 2.7 | 115,910 | 100.0 | | |
| Building not specialized..... | 1,843,412 | 506 | 0.2 | (³) | 5,283,180 | 68.5 | Central station, light and power plant..... | 232,315 | 4,325 | 1.5 | 1.9 | 547,274 | 95.8 | | |
| Grading..... | 56,001 | 630 | 0.2 | 1.1 | 1,508,059 | 86.4 | Subcontractors..... | \$2,605,363 | 400 | 0.2 | (³) | \$5,101,000 | 99.5 | | |
| Street paving..... | 457,499 | 27,745 | 9.0 | 6.1 | 1,217,035 | 90.9 | Concrete..... | 61,863 | 400 | 0.2 | 0.8 | 120,535 | 100.0 | | |
| Dredging, river, harbor, etc..... | 351,327 | 280,000 | 90.6 | 79.7 | 1,715,286 | 87.9 | Lumber, rough and finished | | | | | | | | |
| Cement* | | | | | | | All classes..... | 8,004,305 | 916,747 | 100.0 | 10.7 | 24,446,255 | 85.2 | | |
| All classes..... | 8,604,305 | 951,369 | 100.0 | 11.1 | 24,446,255 | 85.2 | General contractors ² | 5,998,942 | 915,208 | 99.8 | 15.3 | 19,345,249 | 81.5 | | |
| General contractors ² | 5,998,942 | 897,852 | 94.4 | 15.0 | 19,345,249 | 81.5 | Building..... | 2,595,800 | 494,168 | 53.9 | 19.0 | 7,584,869 | 68.1 | | |
| Building..... | 2,595,800 | 252,697 | 26.6 | 9.7 | 7,584,869 | 68.1 | Building not specialized ² | 2,041,014 | 380,083 | 41.5 | 18.6 | 5,975,285 | 67.4 | | |
| Building not specialized ² | 2,041,014 | 222,919 | 23.4 | 10.9 | 5,975,285 | 67.4 | Commercial building only..... | 139,245 | 29,724 | 8.2 | 21.3 | 409,803 | 69.3 | | |
| Commercial building only..... | 139,245 | 10,288 | 1.1 | 7.4 | 409,803 | 69.3 | Manufacturing building only..... | 61,000 | 1,800 | 0.2 | 3.0 | 147,027 | 100.0 | | |
| Manufacturing building only..... | 61,000 | 2,000 | 0.2 | 3.3 | 147,027 | 100.0 | Residential building only..... | 354,541 | 82,501 | 9.0 | 23.3 | 1,052,754 | 68.9 | | |
| Residential building only..... | 354,541 | 17,490 | 1.8 | 4.9 | 1,052,754 | 68.9 | Highway..... | 613,613 | 28,514 | 3.1 | 4.6 | 2,863,521 | 91.7 | | |

See footnotes at end of table.

CONSTRUCTION—OREGON

TABLE 10.—COMPARISON OF COST OF DESIGNATED MATERIALS FURNISHED AND USED BY REPORTING ESTABLISHMENTS DURING 1929, WITH COST OF MATERIALS AND VALUE OF CONSTRUCTION BUSINESS—Continued

[Based exclusively upon reports of establishments which gave the distributed cost of materials]

| KIND OF MATERIAL AND CLASSIFICATION OF ESTABLISHMENTS | Cost of all materials distributed by kind | COST OF DESIGNATED MATERIAL | | | | Value of construction business | Indicated per cent of all business done by own force ¹ | KIND OF MATERIAL AND CLASSIFICATION OF ESTABLISHMENTS | Cost of all materials distributed by kind | COST OF DESIGNATED MATERIAL | | | | Value of construction business | Indicated per cent of all business done by own force ¹ |
|-------------------------------------------------------|-------------------------------------------|-----------------------------|-----------------------------------|--------------------------|--------------|--------------------------------|-------------------------------------------------------------------|-------------------------------------------------------|-------------------------------------------|-----------------------------|-----------------------------------|--------------------------|------------|--------------------------------|-------------------------------------------------------------------|
| | | Amount | Per cent of | | Total cost | | | | | Amount | Per cent of | | Total cost | | |
| | | | Cost of all distributed materials | of distributed materials | | | | | | | Cost of all distributed materials | of distributed materials | | | |
| OREGON—Continued | | | | | | | OREGON—Continued | | | | | | | | |
| Lumber, rough and finished—Continued | | | | | | | Roofing and sheet metal—Continued | | | | | | | | |
| General contractors—Contd. | | | | | | | General contractors—Contd. | | | | | | | | |
| Dam and reservoir..... | \$533,000 | \$12,536 | 1.4 | 2.4 | \$1,160,120 | 98.0 | Highway..... | \$613,613 | \$1,190 | 0.3 | 0.2 | \$2,863,521 | 91.7 | | |
| Waterworks..... | 0,091 | 781 | .1 | 12.8 | 281,760 | 37.2 | Bridge and culvert..... | 1,021,190 | 360 | .1 | (5) | 2,105,187 | 97.9 | | |
| Dredging, river, harbor, etc. | 351,327 | 29,030 | 3.2 | 8.3 | 1,715,286 | 87.9 | Central station, light and power plant..... | 232,315 | 64 | (5) | (5) | 547,274 | 95.8 | | |
| Railroad..... | 39,276 | 14,820 | 1.6 | 37.7 | 115,010 | 100.0 | Subcontractors..... | \$2,605,363 | 286,957 | 81.8 | 11.0 | \$5,101,006 | 99.5 | | |
| Central station, light and power plant..... | 232,315 | 57,887 | 6.3 | 24.9 | 547,274 | 95.8 | Concreting..... | 61,803 | 169 | (5) | .3 | 120,535 | 100.0 | | |
| Subcontractors..... | \$2,605,363 | 1,539 | .2 | .1 | \$5,101,006 | 99.5 | Heating and plumbing..... | \$1,173,519 | 3,400 | 1.0 | .3 | \$1,869,875 | 98.9 | | |
| Concreting..... | 61,803 | 3,805 | (5) | .6 | 120,535 | 100.0 | Plumbing..... | 770,133 | 3,400 | 1.0 | .4 | 1,162,950 | 99.9 | | |
| Electrical..... | 460,343 | 200 | (5) | (5) | 897,869 | 99.5 | Roofing and sheet-metal work..... | 286,718 | 283,338 | 80.8 | 98.8 | 664,420 | 99.6 | | |
| Plastering and lathing..... | 42,779 | 894 | .1 | 2.1 | 162,462 | 99.6 | Roofing..... | 35,405 | 35,405 | 10.1 | 100.0 | 75,468 | 100.0 | | |
| Marble and tiling..... | 177,509 | 80 | (5) | (5) | 373,922 | 100.0 | Sheet-metal work..... | 192,665 | 189,333 | 54.0 | 98.3 | 454,952 | 99.4 | | |
| Marble and tiling..... | 177,509 | 80 | (5) | (5) | 373,922 | 100.0 | Roofing and sheet-metal combined..... | 58,650 | 58,650 | 16.7 | 100.0 | 134,000 | 100.0 | | |
| Millwork | | | | | | | Heating and ventilating equipment | | | | | | | | |
| All classes..... | \$8,604,305 | 327,269 | 100.0 | 3.8 | \$24,446,255 | 85.2 | All classes..... | 8,604,305 | 538,620 | 100.0 | 6.3 | 24,446,255 | 85.2 | | |
| General contractors ² | \$5,998,942 | 327,269 | 100.0 | 5.5 | \$19,345,249 | 81.5 | General contractors ² | \$5,998,942 | 52,299 | 9.7 | .9 | \$19,345,249 | 81.5 | | |
| Building..... | \$2,595,800 | 325,709 | 99.5 | 12.5 | \$7,584,869 | 68.1 | Building..... | \$2,595,800 | 52,299 | 9.7 | 2.0 | \$7,584,869 | 68.1 | | |
| Building not specialized ² | 2,041,014 | 251,877 | 77.0 | 12.3 | 5,975,285 | 67.4 | Building not specialized ² | 2,041,014 | 38,086 | 7.1 | 1.9 | 5,975,285 | 67.4 | | |
| Commercial building only..... | 139,245 | 7,700 | 2.4 | 5.5 | 409,803 | 69.3 | Residential building only..... | 354,541 | 14,213 | 2.6 | 4.0 | 1,052,754 | 68.9 | | |
| Residential building only..... | 354,541 | 60,132 | 20.2 | 18.7 | 1,052,754 | 68.9 | Subcontractors..... | \$2,605,363 | 486,321 | 90.3 | 18.7 | \$5,101,006 | 99.5 | | |
| Highway..... | 613,613 | 1,500 | .5 | .2 | 2,863,521 | 91.7 | Heating and plumbing..... | 1,173,519 | 461,057 | 85.6 | 30.3 | 1,869,875 | 98.9 | | |
| Bridge and culvert..... | 1,021,190 | 60 | (5) | (5) | 2,105,187 | 97.9 | Heating and piping..... | 259,965 | 141,300 | 26.2 | 54.4 | 467,832 | 100.0 | | |
| Hardware, rough and finished | | | | | | | Plumbing..... | 770,133 | 229,277 | 42.6 | 20.8 | 1,162,950 | 99.9 | | |
| All classes..... | 8,604,305 | 129,642 | 100.0 | 1.5 | 24,446,255 | 85.2 | Plumbing and heating combined..... | 143,371 | 90,420 | 16.8 | 63.1 | 239,044 | 92.9 | | |
| General contractors ² | \$5,998,942 | 129,642 | 99.5 | 2.2 | \$19,345,249 | 81.5 | Roofing and sheet-metal work..... | \$286,718 | 3,000 | .0 | 1.0 | 664,420 | 99.6 | | |
| Building..... | \$2,595,800 | 106,674 | 82.3 | 4.1 | \$7,584,869 | 68.1 | Sheet-metal work..... | 192,663 | 3,000 | .6 | 1.6 | 454,952 | 99.4 | | |
| Building not specialized ² | 2,041,014 | 72,864 | 56.2 | 3.0 | 5,975,285 | 67.4 | Soundproofing..... | 46,804 | 22,264 | 4.1 | 47.6 | 88,600 | 100.0 | | |
| Commercial building only..... | 139,245 | 14,112 | 10.9 | 10.1 | 409,803 | 69.3 | Plumbing and gas-fitting equipment | | | | | | | | |
| Residential building only..... | 354,541 | 19,708 | 15.2 | 5.6 | 1,052,754 | 68.9 | All classes..... | 8,604,305 | 702,104 | 100.0 | 8.2 | 24,446,255 | 85.2 | | |
| Highway..... | 613,613 | 1,246 | 1.0 | .2 | 2,863,521 | 91.7 | General contractors ² | \$5,998,942 | 56,070 | 8.0 | .9 | \$19,345,249 | 81.5 | | |
| Bridge and culvert..... | 1,021,190 | 1,724 | 1.3 | .2 | 2,105,187 | 97.9 | Building..... | \$2,595,800 | 54,167 | 7.7 | 2.1 | \$7,584,869 | 68.1 | | |
| Street paving..... | 457,499 | 875 | .7 | .2 | 1,217,035 | 90.9 | Building not specialized ² | 2,041,014 | 31,991 | 4.6 | 1.6 | 5,975,285 | 67.4 | | |
| Sewer, gas, water, conduit..... | 92,830 | 1,008 | .8 | 1.1 | 246,219 | 96.7 | Commercial building only..... | 139,245 | 1,696 | 2.2 | 1.2 | 409,803 | 69.3 | | |
| Dam and reservoir..... | 533,000 | 7,807 | 6.0 | 1.5 | 1,160,120 | 98.0 | Residential building only..... | 354,541 | 20,480 | 2.9 | 5.8 | 1,052,754 | 68.9 | | |
| Central station, light and power plant..... | 232,315 | 9,718 | 7.5 | 4.2 | 547,274 | 95.8 | Highway..... | 613,613 | 1,280 | .2 | .2 | 2,863,521 | 91.7 | | |
| Subcontractors..... | \$2,605,363 | 505 | .5 | (5) | \$5,101,006 | 99.5 | Sewer, gas, water, conduit..... | 92,830 | 95 | (5) | .1 | 240,219 | 96.7 | | |
| Concreting..... | 61,803 | 24 | (5) | .1 | 120,535 | 100.0 | Central station, light and power plant..... | 232,315 | 528 | .1 | .2 | 547,274 | 95.8 | | |
| Electrical..... | 460,343 | 400 | .3 | .1 | 897,869 | 99.5 | Subcontractors..... | \$2,605,363 | 646,034 | 92.0 | 24.8 | \$5,101,006 | 99.5 | | |
| Marble and tiling..... | 177,509 | 171 | .1 | .1 | 373,922 | 100.0 | Heating and plumbing..... | 1,173,519 | 646,034 | 92.0 | 55.1 | 1,869,875 | 98.0 | | |
| Paints, varnishes, glass | | | | | | | Heating and piping..... | 259,965 | 65,755 | 9.4 | 26.3 | 467,832 | 100.0 | | |
| All classes..... | 8,604,305 | 257,740 | 100.0 | 3.0 | 24,446,255 | 85.2 | Plumbing..... | 770,133 | 530,469 | 75.6 | 68.9 | 1,162,950 | 99.9 | | |
| General contractors ² | \$5,998,942 | 60,077 | 23.3 | 1.0 | \$19,345,249 | 81.5 | Plumbing and heating combined..... | 143,371 | 49,810 | 7.1 | 34.7 | 239,044 | 92.9 | | |
| Building..... | \$2,595,800 | 55,603 | 21.6 | 2.1 | \$7,584,869 | 68.1 | Electrical appliances and supplies | | | | | | | | |
| Building not specialized ² | 2,041,014 | 43,964 | 17.1 | 2.2 | 5,975,285 | 67.4 | All classes..... | 8,604,305 | 534,737 | 100.0 | 6.2 | 24,446,255 | 85.2 | | |
| Commercial building only..... | 139,245 | 148 | .1 | .1 | 409,803 | 69.3 | General contractors ² | \$5,998,942 | 72,283 | 13.5 | 1.2 | \$19,345,249 | 81.5 | | |
| Residential building only..... | 354,541 | 11,491 | 4.5 | 3.2 | 1,052,754 | 68.9 | Building..... | \$2,595,800 | 35,635 | 6.7 | 1.4 | \$7,584,869 | 68.1 | | |
| Highway..... | 613,613 | 2,600 | 1.0 | .4 | 2,863,521 | 91.7 | Building not specialized ² | 2,041,014 | 14,920 | 2.8 | .7 | 5,975,285 | 67.4 | | |
| Bridge and culvert..... | 1,021,190 | 1,540 | .6 | .2 | 2,105,187 | 97.9 | Commercial building only..... | 139,245 | 3,912 | .7 | 2.8 | 409,803 | 69.3 | | |
| Street paving..... | 457,499 | 90 | (5) | (5) | 1,217,035 | 90.9 | Residential building only..... | 354,541 | 10,803 | 3.1 | 4.7 | 1,052,754 | 68.9 | | |
| Sewer, gas, water, conduit..... | 92,830 | 191 | .1 | (5) | 1,160,120 | 98.0 | Bridge and culvert..... | 1,021,190 | 185 | (5) | (5) | 2,105,187 | 97.9 | | |
| Dam and reservoir..... | 533,000 | 191 | .1 | (5) | 1,160,120 | 98.0 | Street paving..... | 457,499 | 1,100 | .2 | .2 | 1,217,035 | 90.9 | | |
| Central station, light and power plant..... | 232,315 | 53 | (5) | (5) | 547,274 | 95.8 | Central station, light and power plant..... | 232,315 | 35,333 | 6.0 | 15.2 | 547,274 | 95.8 | | |
| Subcontractors..... | \$2,605,363 | 197,663 | 76.7 | 7.6 | \$5,101,006 | 99.5 | Subcontractors..... | \$2,605,363 | 462,484 | 86.5 | 17.8 | \$5,101,006 | 99.5 | | |
| Painting and decorating..... | 114,574 | 114,574 | 44.5 | 100.0 | 444,025 | 100.0 | Electrical..... | 460,343 | 459,343 | 85.9 | 99.8 | 897,869 | 99.5 | | |
| Glass and glazing..... | 83,089 | 83,089 | 32.2 | 100.0 | 145,000 | 100.0 | Heating and plumbing..... | \$1,173,519 | 3,141 | .6 | .3 | \$1,869,875 | 98.9 | | |
| Roofing and sheet metal | | | | | | | Plumbing and heating combined..... | 143,371 | 3,141 | .6 | 2.2 | 239,044 | 92.9 | | |
| All classes..... | 8,604,305 | 350,828 | 100.0 | 4.1 | 24,446,255 | 85.2 | | | | | | | | | |
| General contractors ² | \$5,998,942 | 63,871 | 18.2 | 1.1 | \$19,345,249 | 81.5 | | | | | | | | | |
| Building..... | \$2,595,800 | 62,257 | 17.7 | 2.4 | \$7,584,869 | 68.1 | | | | | | | | | |
| Building not specialized ² | 2,041,014 | 50,844 | 14.5 | 2.5 | 5,975,285 | 67.4 | | | | | | | | | |
| Commercial building only..... | 139,245 | 6,785 | 1.9 | 4.9 | 409,803 | 69.3 | | | | | | | | | |
| Residential building only..... | 354,541 | 4,628 | 1.3 | 1.3 | 1,052,754 | 68.9 | | | | | | | | | |

See footnotes at end of table.

TABLE 10.—COMPARISON OF COST OF DESIGNATED MATERIALS FURNISHED AND USED BY REPORTING ESTABLISHMENTS DURING 1929, WITH COST OF MATERIALS AND VALUE OF CONSTRUCTION BUSINESS—Continued

[Based exclusively upon reports of establishments which gave the distributed cost of materials]

| KIND OF MATERIAL AND CLASSIFICATION OF ESTABLISHMENTS | Cost of all materials distributed by kind | COST OF DESIGNATED MATERIAL | | | Value of construction business | Indicated per cent of all business done by own force ¹ | KIND OF MATERIAL AND CLASSIFICATION OF ESTABLISHMENTS | Cost of all materials distributed by kind | COST OF DESIGNATED MATERIAL | | | Value of construction business | Indicated per cent of all business done by own force ¹ |
|-----------------------------------------------------------|-------------------------------------------|-----------------------------|------------------|-----------------------------------|--------------------------------|-------------------------------------------------------------------|-------------------------------------------------------|-------------------------------------------|-----------------------------|------------------|-----------------------------------|--------------------------------|-------------------------------------------------------------------|
| | | Amount | Total cost | Per cent of distributed materials | | | | | Amount | Total cost | Per cent of distributed materials | | |
| OREGON—Continued | | | | | | PORTLAND—Continued | | | | | | | |
| <i>Pipe: Drain tile, vitrified, concrete</i> | | | | | | <i>Brick (face, common, fire, paving, etc.)—Con.</i> | | | | | | | |
| All classes..... | \$8,604,305 | \$336,062 | 100.00 | 3.9 | \$24,440,255 | 85.2 | Subcontractors..... | \$2,211,709 | \$55,390 | 35.2 | 2.5 | \$4,402,000 | 99.4 |
| General contractors..... | \$5,801,340 | 323,830 | 96.4 | 5.0 | 18,658,144 | 82.3 | Heating and plumbing..... | 980,831 | 1,000 | .6 | .1 | 1,551,462 | 88.6 |
| Building..... | 2,398,108 | 6,202 | 1.9 | .3 | 6,897,764 | 69.1 | Heating and piping..... | 180,150 | 1,000 | .6 | .0 | 337,485 | 100.0 |
| Building not specialized..... | 1,843,412 | 3,044 | .9 | .2 | 5,288,180 | 68.5 | Masonry..... | 84,866 | 50,000 | 31.7 | 58.9 | 167,157 | 100.0 |
| Residential building only..... | 354,541 | 3,248 | 1.0 | .0 | 1,052,754 | 68.0 | Marble and tiling..... | 177,509 | 4,390 | 2.8 | 2.5 | 373,962 | 100.0 |
| Highway..... | 613,613 | 15,976 | 5.6 | 3.1 | 2,863,521 | 91.7 | <i>Tile, facing, terra cotta, floor and wall</i> | | | | | | |
| Grading..... | 50,001 | 21,255 | 6.3 | 38.0 | 1,608,050 | 80.4 | All classes..... | 7,082,631 | 289,555 | 100.0 | 4.1 | 19,756,372 | 84.6 |
| Street paving..... | 457,499 | 30,188 | 9.0 | 6.6 | 1,217,035 | 90.0 | General contractors ² | \$4,870,922 | 113,524 | 39.2 | 2.3 | \$15,354,372 | 80.4 |
| Sewer, gas, water, conduit..... | 92,830 | 42,291 | 12.6 | 45.6 | 246,219 | 96.7 | Building..... | \$1,929,339 | 113,524 | 39.2 | 5.9 | \$6,070,052 | 65.2 |
| Dam and reservoir..... | 533,000 | 204,451 | 60.8 | 38.4 | 1,100,120 | 98.0 | Building not specialized ² | 1,484,208 | 104,939 | 36.2 | 7.1 | 4,658,215 | 64.2 |
| Central station, light and power plant..... | 232,315 | 378 | .1 | .2 | 547,274 | 95.8 | Residential building only..... | 330,290 | 8,585 | 3.0 | 2.6 | 980,762 | 68.8 |
| Subcontractors..... | \$2,605,363 | 12,232 | 3.6 | .5 | \$5,101,000 | 99.5 | <i>Riprap, rubble, etc.</i> | | | | | | |
| Concreting..... | 61,863 | (³) | .0 | .1 | 6,070,052 | 100.0 | All classes..... | \$7,082,631 | 308,231 | 100.0 | 4.4 | \$19,756,372 | 84.6 |
| Heating and plumbing..... | \$1,173,519 | 12,114 | 3.6 | 1.0 | \$1,899,875 | 98.9 | General contractors..... | \$4,673,320 | 308,231 | 100.0 | 6.6 | \$14,607,207 | 81.4 |
| Heating and piping..... | 259,965 | 11,000 | 3.3 | 4.2 | 467,832 | 100.0 | Building..... | \$1,731,737 | 486 | .2 | (⁵) | \$5,382,947 | 66.2 |
| Plumbing..... | 770,183 | 1,114 | .3 | .1 | 1,162,909 | 99.0 | Building not specialized..... | 1,286,006 | 486 | .2 | (⁵) | 3,971,110 | 65.3 |
| <i>Bituminous paving materials, tar, asphalt, and oil</i> | | | | | | <i>Cement *</i> | | | | | | | |
| All classes..... | \$8,604,305 | 196,146 | 100.0 | 2.3 | \$24,440,255 | 85.2 | All classes..... | 7,082,631 | 804,370 | 100.0 | 11.4 | 19,756,372 | 84.6 |
| General contractors..... | \$5,801,340 | 160,146 | 100.0 | 3.4 | 18,658,144 | 82.3 | General contractors ² | 4,870,922 | 750,800 | 93.4 | 15.4 | 15,354,372 | 80.4 |
| Building..... | 2,398,108 | 3,600 | 1.8 | .1 | 6,897,764 | 69.1 | Building..... | 1,929,339 | 213,080 | 20.0 | 11.1 | 6,070,052 | 65.2 |
| Building not specialized..... | 1,843,412 | 2,655 | 1.4 | .1 | 5,288,180 | 68.5 | Building not specialized ² | 1,484,208 | 191,319 | 23.8 | 12.9 | 4,658,215 | 64.2 |
| Commercial building only..... | 130,245 | 704 | .4 | .6 | 400,803 | 69.3 | Commercial building only..... | 53,841 | 4,740 | .0 | 8.8 | 284,048 | 59.8 |
| Residential building only..... | 354,541 | 150 | .1 | (⁵) | 1,052,754 | 68.9 | Manufacturing building only..... | 61,000 | 2,000 | .2 | 3.3 | 147,027 | 100.0 |
| Highway..... | 613,613 | 181,842 | 92.7 | 20.6 | 2,863,521 | 91.7 | Residential building only..... | 330,290 | 15,021 | 1.9 | 4.7 | 980,762 | 68.8 |
| Grading..... | 50,001 | 7,949 | 4.1 | 1.7 | 1,217,035 | 90.9 | Highway..... | 397,121 | 33,221 | 4.1 | 8.4 | 2,168,866 | 88.5 |
| Street paving..... | 457,499 | 911 | .5 | 1.0 | 246,219 | 96.7 | Bridge and culvert..... | 1,012,030 | 254,405 | 31.6 | 25.1 | 2,077,978 | 99.5 |
| Sewer, gas, water, conduit..... | 92,830 | 340 | .2 | .1 | 1,160,120 | 98.0 | Grading..... | 26,366 | 2,600 | 3 | 9 | 925,995 | 84.2 |
| Dam and reservoir..... | 533,000 | 1,595 | .8 | .7 | 547,274 | 95.8 | Street paving..... | 319,268 | 142,200 | 17.7 | 44.8 | 819,092 | 97.8 |
| Central station, light and power plant..... | 232,315 | 1,595 | .8 | .7 | 547,274 | 95.8 | Sewer, gas, water, conduit..... | 56,480 | 4,564 | 6.6 | 8.1 | 175,219 | 95.4 |
| PORTLAND | | | | | | <i>Dredging, river, harbor, etc.</i> | | | | | | | |
| <i>Sand, gravel, stone, slag, cinders, etc.*</i> | | | | | | All classes..... | | | | | | | |
| All classes..... | 7,082,631 | 706,735 | 100.0 | 10.0 | 19,756,372 | 84.6 | Railroad..... | 39,276 | 3,093 | 4 | 7.9 | 115,910 | 100.0 |
| General contractors ² | 4,870,922 | 673,328 | 95.3 | 13.8 | 15,354,372 | 80.4 | Central station, light and power plant..... | 207,915 | 1,974 | .2 | .9 | 506,674 | 95.5 |
| Building..... | 1,929,339 | 135,122 | 19.1 | 7.0 | 6,070,052 | 65.2 | Subcontractors..... | \$2,211,709 | 53,480 | 6.6 | 2.4 | \$4,402,000 | 99.4 |
| Building not specialized ² | 1,484,208 | 120,774 | 17.1 | 8.1 | 4,658,215 | 64.2 | Concreting..... | 61,863 | 34,274 | 4.3 | 55.4 | 120,535 | 100.0 |
| Commercial building only..... | 53,841 | 1,786 | .3 | 3.3 | 284,048 | 59.8 | Electrical..... | 324,258 | 200 | (⁵) | .1 | 651,519 | 99.3 |
| Manufacturing building only..... | 61,000 | 1,650 | .2 | 2.7 | 147,027 | 100.0 | Masonry..... | 84,866 | 5,000 | .6 | 5.9 | 167,157 | 100.0 |
| Residential building only..... | 330,290 | 10,912 | 1.5 | 3.3 | 980,762 | 68.8 | Plastering and lathing..... | 42,779 | 2,468 | 3 | 5.8 | 152,452 | 99.5 |
| Highway..... | 397,121 | 171,143 | 24.2 | 43.1 | 2,168,866 | 88.5 | Marble and tiling..... | 177,509 | 11,538 | 1.4 | 6.5 | 373,962 | 100.0 |
| Bridge and culvert..... | 1,012,030 | 170,279 | 24.1 | 16.8 | 2,077,978 | 99.5 | <i>Structural steel</i> | | | | | | |
| Grading..... | 26,366 | 5,600 | .8 | 21.2 | 925,995 | 84.2 | All classes..... | 7,082,631 | 413,224 | 100.0 | 5.8 | 19,756,372 | 84.6 |
| Street paving..... | 319,268 | 98,132 | 13.9 | 30.7 | 819,092 | 97.8 | General contractors ² | \$4,870,922 | 384,645 | 98.1 | 7.9 | \$15,354,372 | 80.4 |
| Sewer, gas, water, conduit..... | 56,480 | 2,145 | .3 | 3.8 | 175,219 | 95.4 | Building..... | \$1,929,339 | 61,014 | 12.3 | 2.6 | \$6,070,052 | 65.2 |
| Dam and reservoir..... | 533,000 | 77,882 | 11.0 | 14.0 | 1,160,120 | 100.0 | Building not specialized ² | 1,484,208 | 43,014 | 10.4 | 2.9 | 4,658,215 | 64.2 |
| Dredging, river, harbor, etc. | 350,127 | 9,404 | 1.3 | 2.7 | 1,334,466 | 84.6 | Manufacturing building only..... | 61,000 | 7,000 | 1.7 | 11.5 | 147,027 | 100.0 |
| Railroad..... | 39,276 | 1,615 | .2 | 4.1 | 115,910 | 100.0 | Residential building only..... | 330,290 | 1,000 | .2 | .3 | 980,762 | 68.8 |
| Central station, light and power plant..... | 207,915 | 1,946 | .3 | .9 | 506,674 | 95.5 | Highway..... | 397,121 | 292 | .1 | .1 | 2,168,866 | 88.5 |
| Subcontractors..... | \$2,211,709 | 33,407 | 4.7 | 1.5 | \$4,402,000 | 99.4 | Bridge and culvert..... | 1,012,030 | 163,840 | 30.6 | 16.2 | 2,077,978 | 99.5 |
| Concreting..... | 61,863 | 25,568 | 3.6 | 41.3 | 120,535 | 100.0 | Sewer, gas, water, conduit..... | 56,480 | 7,817 | 1.9 | 13.8 | 175,219 | 95.4 |
| Electrical..... | 324,258 | 200 | (⁵) | .1 | 651,519 | 99.3 | Dam and reservoir..... | 533,000 | 95,244 | 23.0 | 17.9 | 1,160,120 | 100.0 |
| Masonry..... | 84,866 | 4,000 | .6 | 4.7 | 167,157 | 100.0 | Central station, light and power plant..... | 207,915 | 66,438 | 16.1 | 32.0 | 506,674 | 95.5 |
| Plastering and lathing..... | 42,779 | 2,556 | .4 | 6.0 | 152,452 | 99.5 | Subcontractors..... | \$2,211,709 | 28,579 | 6.9 | 1.3 | \$4,402,000 | 99.4 |
| Marble and tiling..... | 177,509 | 1,083 | .2 | .6 | 373,962 | 100.0 | Concreting..... | 61,863 | 80 | (⁵) | .0 | 120,535 | 100.0 |
| <i>Brick (face, common, fire, paving, etc.)</i> | | | | | | <i>Steel erection.....</i> | | | | | | | |
| All classes..... | 7,082,631 | 157,575 | 100.0 | 2.2 | 19,756,372 | 84.6 | Steel erection..... | 31,499 | 28,499 | 6.9 | 90.5 | 65,696 | 100.0 |
| General contractors ² | \$4,870,922 | 102,185 | 64.8 | 2.1 | \$15,354,372 | 80.4 | | | | | | | |
| Building..... | 1,929,339 | 102,185 | 64.8 | 5.3 | 6,070,052 | 65.2 | | | | | | | |
| Building not specialized ² | 1,484,208 | 51,315 | 32.6 | 3.5 | 4,658,215 | 64.2 | | | | | | | |
| Commercial building only..... | 53,841 | 650 | .4 | 1.2 | 284,048 | 59.8 | | | | | | | |
| Manufacturing building only..... | 61,000 | 45,000 | 28.6 | 73.8 | 147,027 | 100.0 | | | | | | | |
| Residential building only..... | 330,290 | 5,220 | 3.3 | 1.0 | 980,762 | 68.8 | | | | | | | |

See footnotes at end of table.

CONSTRUCTION—OREGON

TABLE 10.—COMPARISON OF COST OF DESIGNATED MATERIALS FURNISHED AND USED BY REPORTING ESTABLISHMENTS DURING 1929, WITH COST OF MATERIALS AND VALUE OF CONSTRUCTION BUSINESS—Continued

[Based exclusively upon reports of establishments which gave the distributed cost of materials]

| KIND OF MATERIAL AND CLASSIFICATION OF ESTABLISHMENTS | COST OF DESIGNATED MATERIAL | | | | Value of construction business | Indicated per cent of all business done by own force ¹ | KIND OF MATERIAL AND CLASSIFICATION OF ESTABLISHMENTS | COST OF DESIGNATED MATERIAL | | | | Value of construction business | Indicated per cent of all business done by own force ¹ |
|-------------------------------------------------------|-------------------------------------------|-----------|------------------|-----------------------------------|--------------------------------|-------------------------------------------------------------------|-------------------------------------------------------|-------------------------------------------|---------|------------------|-----------------------------------|--------------------------------|-------------------------------------------------------------------|
| | Cost of all materials distributed by kind | Amount | Per cent of— | | | | | Cost of all materials distributed by kind | Amount | Per cent of— | | | |
| | | | Total cost | Cost of all distributed materials | | | | | | Total cost | Cost of all distributed materials | | |
| PORTLAND—Continued | | | | | | PORTLAND—Continued | | | | | | | |
| <i>Reinforcing steel</i> | | | | | | <i>Hardware, rough and finished—Continued</i> | | | | | | | |
| All classes..... | \$7,082,631 | \$263,758 | 100.0 | 3.7 | \$19,756,372 | 84.6 | Subcontractors..... | \$2,211,709 | \$595 | 0.6 | (⁵) | \$4,402,000 | 99.4 |
| General contractors ² | 4,870,922 | 263,268 | 99.8 | 5.4 | 15,354,372 | 80.4 | Concreting..... | 61,863 | 24 | (⁵) | (⁵) | 120,535 | 100.0 |
| Building..... | 1,929,339 | 126,620 | 48.0 | 6.6 | 6,070,052 | 65.2 | Electrical..... | 324,258 | 400 | .4 | .1 | 651,519 | 99.3 |
| Building not specialized ² | 1,484,208 | 121,995 | 46.3 | 8.2 | 4,658,215 | 64.2 | Marble and tiling..... | 177,509 | 171 | .2 | .1 | 373,902 | 100.0 |
| Commercial building only..... | 53,841 | 3,300 | 1.3 | 0.1 | 284,048 | 59.8 | <i>Paints, varnishes, glass</i> | | | | | | |
| Manufacturing building only..... | 61,000 | 500 | .2 | .8 | 147,027 | 100.0 | All classes..... | 7,082,631 | 226,590 | 100.0 | 3.2 | 19,756,372 | 84.6 |
| Residential building only..... | 330,290 | 826 | .3 | .2 | 980,762 | 68.8 | General contractors ² | 4,870,922 | 43,540 | 19.2 | .9 | 15,354,372 | 80.4 |
| Highway..... | 397,121 | 2,626 | 1.0 | .7 | 2,168,866 | 88.5 | Building..... | 1,929,339 | 41,756 | 18.4 | 2.2 | 6,070,052 | 65.2 |
| Bridge and culvert..... | 1,012,030 | 108,990 | 41.3 | 10.8 | 2,077,978 | 99.5 | Building not specialized ² | 1,484,208 | 30,543 | 13.5 | 2.1 | 4,658,215 | 64.2 |
| Grading..... | 26,366 | 1,100 | .4 | 4.2 | 925,995 | 84.2 | Residential building only..... | 330,290 | 11,213 | 4.9 | 3.4 | 980,762 | 68.8 |
| Street paving..... | 319,268 | 17,700 | 6.7 | 5.5 | 819,092 | 97.8 | Bridge and culvert..... | 1,012,030 | 1,540 | .7 | .2 | 2,077,978 | 99.5 |
| Dredging, river, harbor, etc..... | 350,127 | 860 | .3 | .2 | 1,334,466 | 84.6 | Dam and reservoir..... | 533,000 | 191 | .1 | (⁵) | 1,160,120 | 100.0 |
| Railroad..... | 39,276 | 1,047 | .4 | 2.7 | 115,910 | 100.0 | Central station, light and power plant..... | 207,915 | 53 | (⁵) | (⁵) | 506,674 | 95.5 |
| Central station, light and power plant..... | 207,915 | 4,325 | 1.6 | 2.1 | 506,674 | 95.5 | Subcontractors..... | 2,211,709 | 183,050 | 80.8 | 8.3 | 4,402,000 | 99.4 |
| Subcontractors..... | 2,211,709 | 490 | .2 | (⁵) | 4,402,000 | 99.4 | Painting and decorating..... | 99,961 | 99,961 | 44.1 | 100.0 | 414,025 | 100.0 |
| Concreting..... | 61,863 | 490 | .2 | .8 | 120,635 | 100.0 | Glass and glazing..... | 83,089 | 83,089 | 36.7 | 100.0 | 145,000 | 100.0 |
| <i>Lumber, rough and finished</i> | | | | | | <i>Roofing and sheet metal</i> | | | | | | | |
| All classes..... | 7,082,631 | 730,510 | 100.0 | 10.3 | 19,756,372 | 84.6 | All classes..... | 7,082,631 | 267,498 | 100.0 | 3.8 | 19,756,372 | 84.6 |
| General contractors ² | 4,870,922 | 728,971 | 99.8 | 15.0 | 15,354,372 | 80.4 | General contractors ² | 4,870,922 | 34,209 | 12.8 | .7 | 15,354,372 | 80.4 |
| Building..... | 1,929,339 | 340,067 | 46.6 | 17.6 | 6,070,052 | 65.2 | Building..... | 1,929,339 | 33,695 | 12.6 | 1.7 | 6,070,052 | 65.2 |
| Building not specialized ² | 1,484,208 | 263,822 | 34.7 | 17.1 | 4,658,215 | 64.2 | Building not specialized ² | 1,484,208 | 29,142 | 10.9 | 2.0 | 4,658,215 | 64.2 |
| Commercial building only..... | 53,841 | 7,848 | 1.1 | 14.6 | 284,048 | 59.8 | Residential building only..... | 330,290 | 4,553 | 1.7 | 1.4 | 980,762 | 68.8 |
| Manufacturing building only..... | 61,000 | 1,800 | .2 | 3.0 | 147,027 | 100.0 | Highway..... | 397,121 | 90 | (⁵) | (⁵) | 2,168,866 | 88.5 |
| Residential building only..... | 330,290 | 76,597 | 10.5 | 23.2 | 2,077,978 | 99.5 | Bridge and culvert..... | 1,012,030 | 360 | .1 | (⁵) | 2,077,978 | 99.5 |
| Highway..... | 397,121 | 16,514 | 2.3 | 4.2 | 2,168,866 | 88.5 | Central station, light and power plant..... | 207,915 | 64 | (⁵) | (⁵) | 506,674 | 95.5 |
| Bridge and culvert..... | 1,012,030 | 241,382 | 33.0 | 23.9 | 2,077,978 | 99.5 | Subcontractors..... | 2,211,709 | 233,289 | 87.2 | 10.5 | 4,402,000 | 99.4 |
| Grading..... | 26,366 | 13,050 | 1.8 | 49.5 | 925,995 | 84.2 | Concreting..... | 61,863 | 169 | .1 | .3 | 120,535 | 100.0 |
| Street paving..... | 319,268 | 1,730 | .2 | .5 | 819,092 | 97.8 | Roofing and sheet-metal work..... | 236,450 | 233,120 | 87.1 | 98.6 | 560,177 | 99.5 |
| Sewer, gas, water, conduit..... | 56,480 | 3,155 | .4 | 5.6 | 175,219 | 95.4 | Roofing..... | 35,405 | 35,405 | 13.2 | 100.0 | 75,468 | 100.0 |
| Dam and reservoir..... | 533,000 | 12,536 | 1.7 | 2.4 | 1,160,120 | 100.0 | Sheet-metal work..... | 142,395 | 139,065 | 52.0 | 97.7 | 350,709 | 99.3 |
| Dredging, river, harbor, etc..... | 350,127 | 27,830 | 3.8 | 7.9 | 1,334,466 | 84.6 | Roofing and sheet metal combined..... | 58,650 | 58,650 | 21.9 | 100.0 | 134,000 | 100.0 |
| Railroad..... | 39,276 | 14,820 | 2.0 | 37.7 | 115,910 | 100.0 | <i>Heating and ventilating equipment</i> | | | | | | |
| Central station, light and power plant..... | 207,915 | 57,887 | 7.9 | 27.8 | 506,674 | 95.5 | All classes..... | 7,082,631 | 435,006 | 100.0 | 6.1 | 19,756,372 | 84.6 |
| Subcontractors..... | 2,211,709 | 1,539 | .2 | .1 | 4,402,000 | 99.4 | General contractors ² | 4,870,922 | 38,063 | 8.7 | .8 | 15,354,372 | 80.4 |
| Concreting..... | 61,863 | 365 | (⁵) | .0 | 120,535 | 100.0 | Building..... | 1,929,339 | 33,063 | 8.7 | 2.0 | 6,070,052 | 65.2 |
| Electrical..... | 324,258 | 200 | (⁵) | .1 | 651,519 | 99.3 | Building not specialized ² | 1,484,208 | 23,988 | 5.5 | 1.6 | 4,658,215 | 64.2 |
| Plastering and lathing..... | 42,779 | 894 | .1 | 2.1 | 152,452 | 99.5 | Residential building only..... | 330,290 | 14,075 | 3.2 | 4.3 | 980,762 | 68.8 |
| Marble and tiling..... | 177,509 | 80 | (⁵) | (⁵) | 373,902 | 100.0 | Subcontractors..... | 2,211,709 | 396,943 | 91.3 | 17.9 | 4,402,000 | 99.4 |
| <i>Millwork</i> | | | | | | <i>Plumbing and gas-fitting equipment</i> | | | | | | | |
| All classes..... | 7,082,631 | 258,069 | 100.0 | 3.6 | 19,756,372 | 84.6 | All classes..... | 7,082,631 | 599,002 | 100.0 | 8.5 | 19,756,372 | 84.6 |
| General contractors ² | 4,870,922 | 258,069 | 100.0 | 5.3 | 15,354,372 | 80.4 | General contractors ² | 4,870,922 | 42,700 | 7.1 | .9 | 15,354,372 | 80.4 |
| Building..... | 1,929,339 | 258,069 | 100.0 | 13.4 | 6,070,052 | 65.2 | Building..... | 1,929,339 | 40,797 | 6.8 | 2.1 | 6,070,052 | 65.2 |
| Building not specialized ² | 1,484,208 | 190,101 | 73.7 | 12.8 | 4,658,215 | 64.2 | Building not special- ized ² | 1,484,208 | 20,880 | 3.5 | 1.4 | 4,658,215 | 64.2 |
| Commercial building only..... | 53,841 | 7,700 | 3.0 | 14.3 | 284,048 | 59.8 | Residential building only..... | 330,290 | 19,917 | 3.3 | 6.0 | 980,762 | 68.8 |
| Manufacturing building only..... | 61,000 | 1,800 | .2 | 5.4 | 147,027 | 100.0 | Highway..... | 397,121 | 1,280 | .2 | .3 | 2,168,866 | 88.5 |
| Residential building only..... | 330,290 | 60,208 | 23.3 | 18.2 | 2,077,978 | 99.5 | Sewer, gas, water, conduit..... | 56,480 | 95 | (⁵) | .2 | 175,219 | 95.4 |
| Highway..... | 397,121 | 146 | .2 | (⁵) | 2,168,866 | 88.5 | Central station, light and power plant..... | 207,915 | 528 | .1 | .3 | 506,674 | 95.5 |
| Bridge and culvert..... | 1,012,030 | 1,724 | 1.8 | .2 | 2,077,978 | 99.5 | Subcontractors..... | 2,211,709 | 556,302 | 92.9 | 25.2 | 4,402,000 | 99.4 |
| Grading..... | 26,366 | 350 | .4 | .1 | 819,092 | 97.8 | Heating and plumbing..... | 980,831 | 556,302 | 92.9 | 56.7 | 1,551,462 | 98.6 |
| Street paving..... | 319,268 | 1,008 | 1.1 | 1.8 | 175,219 | 95.4 | Heating and piping..... | 180,150 | 41,500 | 6.9 | 23.0 | 337,485 | 100.0 |
| Sewer, gas, water, conduit..... | 56,480 | 7,807 | 8.2 | 1.5 | 1,160,120 | 100.0 | Plumbing..... | 698,201 | 482,242 | 80.5 | 69.1 | 1,036,331 | 100.0 |
| Dam and reservoir..... | 533,000 | 7,807 | 8.2 | 1.5 | 1,160,120 | 100.0 | Plumbing and heating combined..... | 102,480 | 32,560 | 5.4 | 31.8 | 177,646 | 91.3 |
| Central station, light and power plant..... | 207,915 | 9,713 | 10.2 | 4.7 | 506,674 | 95.5 | <i>Plumbing and gas-fitting equipment</i> | | | | | | |

See footnotes at end of table.

TABLE 10.—COMPARISON OF COST OF DESIGNATED MATERIALS FURNISHED AND USED BY REPORTING ESTABLISHMENTS DURING 1929, WITH COST OF MATERIALS AND VALUE OF CONSTRUCTION BUSINESS—Continued

[Based exclusively upon reports of establishments which gave the distributed cost of materials]

| KIND OF MATERIAL AND CLASSIFICATION OF ESTABLISHMENTS | Cost of all materials distributed by kind | COST OF DESIGNATED MATERIAL | | | | Value of construction business | Indicated per cent of all business done by own force ¹ | KIND OF MATERIAL AND CLASSIFICATION OF ESTABLISHMENTS | Cost of all materials distributed by kind | COST OF DESIGNATED MATERIAL | | | | Value of construction business | Indicated per cent of all business done by own force ¹ |
|-------------------------------------------------------|-------------------------------------------|-----------------------------|--------------|-----------------------------------|--------------|--------------------------------|-------------------------------------------------------------------|-------------------------------------------------------|-------------------------------------------|-----------------------------|------------------|--------------|-----------------------------------|--------------------------------|-------------------------------------------------------------------|
| | | Amount | Per cent of— | | Amount | | | | | Per cent of— | Amount | Per cent of— | | | |
| | | | Total cost | Cost of all distributed materials | | | | | | | | Total cost | Cost of all distributed materials | | |
| PORTLAND—Continued | | | | | | | PORTLAND—Continued | | | | | | | | |
| <i>Electrical appliances and supplies</i> | | | | | | | <i>Pipe: Drain tile, vitrified, concrete—Continued</i> | | | | | | | | |
| All classes..... | \$7,082,631 | \$350,719 | 100.0 | 5.1 | \$19,756,372 | 84.0 | General contractors—Con. | | | | | | | | |
| General contractors ² | \$ 4,870,922 | 36,461 | 10.1 | .7 | \$15,354,372 | 80.4 | Sewer, gas, water, conduit..... | \$56,480 | \$36,291 | 12.9 | 64.3 | \$175,219 | 95.4 | | |
| Building..... | \$ 1,929,330 | 24,243 | 6.7 | 1.3 | \$ 6,070,052 | 65.2 | Dam and reservoir..... | 533,000 | 204,451 | 72.6 | 38.4 | 1,160,120 | 100.0 | | |
| Building not specialized ³ | 1,484,208 | 7,803 | 2.2 | .5 | 4,658,215 | 64.2 | Central station, light and power plant..... | 207,915 | 378 | .1 | .2 | 506,674 | 95.5 | | |
| Residential building only..... | 330,290 | 16,440 | 4.6 | 5.0 | 980,762 | 68.8 | Subcontractors..... | \$ 2,211,709 | 11,118 | 3.0 | .5 | \$ 4,402,000 | 99.4 | | |
| Bridge and culvert..... | 1,012,030 | 185 | .1 | (⁴) | 2,077,978 | 99.5 | Concreting..... | 61,863 | 118 | (⁴) | .2 | 120,535 | 100.0 | | |
| Street paving..... | 310,268 | 1,100 | .3 | .3 | 819,092 | 97.8 | Heating and plumbing..... | \$ 980,831 | 11,000 | 3.9 | 1.1 | \$ 1,551,462 | 98.6 | | |
| Central station, light and power plant..... | 207,915 | 10,933 | 3.0 | 5.3 | 506,674 | 95.5 | Heating and piping..... | 180,160 | 11,000 | 3.9 | 6.1 | 337,485 | 100.0 | | |
| Subcontractors..... | \$ 2,211,709 | 323,258 | 89.9 | 14.0 | \$ 4,402,000 | 99.4 | <i>Bituminous paving materials, tar, asphalt and oil</i> | | | | | | | | |
| Electrical..... | 324,258 | 323,258 | 89.0 | 99.7 | 651,610 | 99.3 | All classes..... | \$7,082,631 | 138,860 | 100.0 | 2.0 | \$19,756,372 | 84.0 | | |
| <i>Pipe: Drain tile, vitrified, concrete</i> | | | | | | | | | | | | | | | |
| All classes..... | \$ 7,082,631 | 281,686 | 100.0 | 4.0 | \$19,756,372 | 84.0 | General contractors..... | \$ 4,673,320 | 138,860 | 100.0 | 3.0 | \$14,667,267 | 81.4 | | |
| General contractors..... | \$ 4,673,320 | 270,568 | 96.1 | 5.8 | \$14,667,267 | 81.4 | Building..... | \$ 1,731,737 | 300 | .2 | (⁵) | \$ 5,382,947 | 66.2 | | |
| Building..... | \$ 1,731,737 | 5,899 | 2.1 | .3 | \$ 5,382,947 | 66.2 | Building not specialized..... | 1,286,606 | 300 | .2 | (⁵) | 3,071,110 | 65.3 | | |
| Building not specialized..... | 1,286,606 | 2,761 | 1.0 | .2 | 3,971,110 | 65.3 | Highway..... | 397,121 | 132,764 | 95.6 | 33.4 | 2,168,866 | 88.5 | | |
| Residential building only..... | 330,290 | 3,138 | 1.1 | 1.0 | 980,762 | 68.8 | Street paving..... | 319,268 | 2,950 | 2.1 | .9 | 819,092 | 97.8 | | |
| Highway..... | 397,121 | 8,922 | 3.2 | 2.2 | 2,168,866 | 88.5 | Sewer, gas, water, conduit..... | 56,480 | 911 | .7 | 1.6 | 175,219 | 95.4 | | |
| Grading..... | 26,366 | 3,510 | 1.2 | 13.3 | 925,995 | 84.2 | Dam and reservoir..... | 533,000 | 340 | .2 | .1 | 1,160,120 | 100.0 | | |
| Street paving..... | 310,268 | 11,111 | 3.0 | 3.5 | 819,092 | 97.8 | Central station, light and power plant..... | 207,915 | 1,595 | 1.1 | .8 | 506,674 | 95.5 | | |

¹ Based upon the difference between the total value of all construction work reported and the value of subcontract work let.
² Includes operative builders.
³ Includes cost of materials reported by establishments which did not include designated material in their distributed lists.
⁴ Includes construction work reported by establishments which did not include the designated material in their distributed lists.
⁵ Less than one-tenth of 1 per cent.
⁶ Includes cost of materials reported by operative builders who did not include the designated material in their distributed lists.
⁷ Includes construction work reported by operative builders who did not include the designated material in their distributed lists.
⁸ Includes cost of materials reported by subcontracting establishments which did not include the designated material in their distributed lists.
⁹ Includes construction work reported by subcontracting establishments which did not include the designated material in their distributed lists.

* See note * of Table 9 on p. 1030.

TABLE 11.—COST OF MATERIAL FURNISHED AND USED BY REPORTING ESTABLISHMENTS DURING 1929

[This table is made up in three sections; the second section begins on p. 1037, the third section on p. 1038]

| CLASSIFICATION OF ESTABLISHMENTS | Total cost of all materials | COST OF ALL MATERIALS, DISTRIBUTED BY KIND | | Sand, gravel, crushed stone, slag, cinders, etc. | Brick (face, common, fire, paving, etc.) | Tile (fire-proofing) | Tile, facing, terra cotta, floor, and wall | Concrete and cinder block | Cut stone, granite and marble | Riprap, rubble, etc. | Cement | Lime | Plaster, etc. |
|----------------------------------------|-----------------------------|--------------------------------------------|-------------------|--------------------------------------------------|------------------------------------------|----------------------|--------------------------------------------|---------------------------|-------------------------------|----------------------|------------|----------|---------------|
| | | Amount | Per cent of total | | | | | | | | | | |
| OREGON | \$10,915,483 | \$3,604,305 | 78.8 | \$969,187 | \$186,937 | \$22,080 | \$207,388 | \$36,817 | \$55,960 | \$308,941 | *\$951,359 | \$18,033 | \$48,748 |
| Operative builders | 197,602 | 197,602 | 100.0 | 8,656 | 8,719 | | 8,574 | | 2,093 | | 11,380 | 1,016 | 4,252 |
| General contractors | 7,610,073 | 5,801,340 | 76.2 | 927,124 | 122,828 | 22,080 | 112,783 | 36,817 | 53,867 | 308,941 | 886,472 | 11,063 | 30,278 |
| Building | 3,444,820 | 2,398,198 | 69.6 | 241,849 | 121,828 | 22,080 | 112,783 | 31,210 | 53,867 | 566 | 241,817 | 9,763 | 28,278 |
| Building not specialized | 2,819,083 | 1,843,412 | 65.4 | 222,198 | 69,013 | 16,024 | 104,198 | 29,619 | 52,623 | 566 | 211,639 | 5,507 | 19,004 |
| Commercial building only | 162,414 | 139,245 | 85.7 | 6,026 | 678 | 300 | | | | | 10,288 | 501 | 58 |
| Manufacturing building only | 61,000 | 61,000 | 100.0 | 1,650 | 45,000 | | | | | | 2,000 | 2,400 | |
| Residential building only | 401,723 | 354,541 | 88.3 | 11,975 | 7,137 | 5,756 | 8,585 | 1,000 | 1,244 | | 17,490 | 1,265 | 9,216 |
| Highway | 801,231 | 613,613 | 68.9 | 239,891 | | | | 4,200 | | | 86,244 | 1,300 | 1,400 |
| Bridge and culvert | 1,423,981 | 1,021,190 | 71.7 | 172,279 | | | | | | | 250,405 | | |
| Grading | 50,001 | 50,001 | 100.0 | 7,987 | | | | | | 630 | 4,555 | | |
| Street paving | 494,384 | 457,499 | 92.5 | 154,326 | | | | | | 27,745 | 184,307 | | |
| Sewer, gas, water, conduit | 92,830 | 92,830 | 100.0 | 18,145 | 1,000 | | | | | | 11,564 | | 600 |
| Dam and reservoir | 560,817 | 533,000 | 95.0 | 77,882 | | | | 1,398 | | | 92,983 | | |
| Waterworks | 6,091 | 6,091 | 100.0 | 1,750 | | | | | | | 1,950 | | |
| Dredging, river, harbor, etc. | 368,327 | 351,327 | 95.4 | 9,464 | | | | | | 280,000 | 2,080 | | |
| Railroad | 39,276 | 39,276 | 100.0 | 1,615 | | | | | | | 3,093 | | |
| Central station, light and power plant | 232,315 | 232,315 | 100.0 | 1,946 | | | | | | | 1,974 | | |
| Subcontractors | 1,310,780 | 2,605,363 | 83.8 | 33,407 | 55,390 | | 170,031 | | | | 53,607 | 5,954 | 14,218 |
| Concrete | 61,863 | 61,863 | 100.0 | 25,568 | | | | | | | 34,274 | | 325 |
| Electrical | 513,201 | 460,343 | 89.7 | 200 | | | | | | | 200 | | |
| Heating and plumbing | 1,394,784 | 1,173,510 | 87.9 | | 1,000 | | | | | | 27 | | |
| Heating and piping | 259,965 | 259,965 | 100.0 | | 1,000 | | | | | | 27 | | |
| Plumbing | 858,498 | 770,183 | 89.7 | | | | | | | | | | |
| Plumbing and heating combined | 180,291 | 143,371 | 79.5 | | | | | | | | | | |
| Masonry | 94,565 | 84,866 | 89.7 | 4,000 | 50,000 | | 20,000 | | | | 5,000 | 5,000 | |
| Painting and decorating | 114,574 | 114,574 | 100.0 | | | | | | | | | | |
| Glass and glazing | 83,089 | 83,089 | 100.0 | | | | | | | | | | |
| Plastering and lathing | 138,667 | 42,779 | 30.9 | 2,556 | | | | | | | 2,468 | 954 | 13,221 |
| Roofing and sheet-metal work | 354,483 | 286,718 | 80.9 | | | | | | | | | | |
| Roofing | 60,081 | 35,405 | 58.9 | | | | | | | | | | |
| Sheet-metal work | 235,752 | 192,663 | 81.7 | | | | | | | | | | |
| Roofing and sheet metal combined | 58,650 | 58,650 | 100.0 | | | | | | | | | | |
| Steel erection | 31,499 | 31,499 | 100.0 | | | | | | | | | | |
| Marble and tiling | 207,509 | 177,509 | 85.5 | 1,083 | 4,390 | | 156,031 | | | | 11,538 | | 672 |
| Ornamental iron | 81,800 | 41,800 | 51.1 | | | | | | | | | | |
| Soundproofing | 46,804 | 46,804 | 100.0 | | | | | | | | | | |
| PORTLAND | 8,789,626 | 7,082,631 | 80.5 | *706,735 | 137,675 | 18,106 | 289,555 | 33,960 | 53,084 | 308,231 | *804,870 | 16,867 | 32,980 |
| Operative builders | 197,602 | 197,602 | 100.0 | 8,656 | 8,719 | | 8,574 | | 2,093 | | 11,380 | 1,016 | 4,252 |
| General contractors | 6,030,860 | 4,673,320 | 77.5 | 664,672 | 93,466 | 18,106 | 104,950 | 33,960 | 50,991 | 308,231 | 730,510 | 8,897 | 14,510 |
| Building | 2,048,572 | 1,731,737 | 65.4 | 126,466 | 93,466 | 18,106 | 104,950 | 30,862 | 50,991 | 486 | 202,300 | 8,897 | 14,510 |
| Building not specialized | 2,133,090 | 1,286,600 | 60.3 | 112,118 | 42,595 | 12,050 | 96,365 | 20,262 | 40,747 | 480 | 179,939 | 4,812 | 5,043 |
| Commercial building only | 77,010 | 53,841 | 69.9 | 1,786 | 650 | 300 | | | | | 4,740 | 500 | |
| Manufacturing building only | 61,000 | 61,000 | 100.0 | 1,650 | 45,000 | | | | | | 2,000 | 2,400 | |
| Residential building only | 377,472 | 330,290 | 87.5 | 10,912 | 5,220 | 5,756 | 8,585 | 1,000 | 1,244 | | 15,621 | 1,185 | 8,867 |
| Highway | 409,671 | 397,121 | 84.6 | 171,143 | | | | 1,700 | | | 33,221 | | |
| Bridge and culvert | 1,337,860 | 1,012,030 | 75.6 | 170,279 | | | | | | | 254,405 | | |
| Grading | 26,366 | 26,366 | 100.0 | 5,600 | | | | | | | 2,600 | | |
| Street paving | 344,593 | 319,268 | 92.7 | 98,132 | | | | | | 27,746 | 142,200 | | |
| Sewer, gas, water, conduit | 56,480 | 56,480 | 100.0 | 2,145 | | | | | | | 4,564 | | |
| Dam and reservoir | 533,000 | 533,000 | 100.0 | 77,882 | | | | 1,398 | | | 92,983 | | |
| Dredging, river, harbor, etc. | 367,127 | 350,127 | 95.4 | 9,464 | | | | | | 280,000 | 2,080 | | |
| Railroad | 39,276 | 39,276 | 100.0 | 1,615 | | | | | | | 3,093 | | |
| Central station, light and power plant | 207,915 | 207,915 | 100.0 | 1,946 | | | | | | | 1,974 | | |
| Subcontractors | 2,571,163 | 2,211,709 | 86.0 | 33,407 | 55,390 | | 176,031 | | | | 53,480 | 5,954 | 14,218 |
| Concrete | 61,863 | 61,863 | 100.0 | 25,568 | | | | | | | 34,274 | | 325 |
| Electrical | 377,116 | 324,258 | 86.0 | 200 | | | | | | | 200 | | |
| Heating and plumbing | 1,038,751 | 980,881 | 91.8 | | 1,000 | | | | | | | | |
| Heating and piping | 180,150 | 180,150 | 100.0 | | 1,000 | | | | | | | | |
| Plumbing | 713,201 | 698,201 | 97.9 | | | | | | | | | | |
| Plumbing and heating combined | 139,400 | 102,480 | 73.5 | | | | | | | | | | |
| Masonry | 94,565 | 84,866 | 89.7 | 4,000 | 50,000 | | 20,000 | | | | 5,000 | 5,000 | |
| Painting and decorating | 99,961 | 99,961 | 100.0 | | | | | | | | | | |
| Glass and glazing | 83,089 | 83,089 | 100.0 | | | | | | | | | | |
| Plastering and lathing | 138,667 | 42,779 | 30.9 | 2,556 | | | | | | | 2,468 | 954 | 13,221 |
| Roofing and sheet-metal work | 279,539 | 236,450 | 84.6 | | | | | | | | | | |
| Roofing | 35,405 | 35,405 | 100.0 | | | | | | | | | | |
| Sheet-metal work | 185,484 | 142,395 | 76.8 | | | | | | | | | | |
| Roofing and sheet metal combined | 58,650 | 58,650 | 100.0 | | | | | | | | | | |
| Steel erection | 31,499 | 31,499 | 100.0 | | | | | | | | | | |
| Marble and tiling | 207,509 | 177,509 | 85.5 | 1,083 | 4,390 | | 156,031 | | | | 11,538 | | 672 |
| Ornamental iron | 81,800 | 41,800 | 51.1 | | | | | | | | | | |
| Soundproofing | 46,804 | 46,804 | 100.0 | | | | | | | | | | |

Certain establishments did not give a distribution of the cost of their materials by separate items. Amounts reported by such establishments engaged in the following lines of work have been included as indicated in figures shown for "Total cost of all materials":

- 1 Carpentering, \$45,000.
- 2 Pipe covering, \$36,000.

* See note * of Table 9 on p. 1030.

CONSTRUCTION—OREGON

1037

TABLE 11.—COST OF MATERIAL FURNISHED AND USED BY REPORTING ESTABLISHMENTS DURING 1929—Con.

(See note at head of table)

| | Structural steel | Reinforcing steel | Cast iron, miscellaneous, excluding pipe | Metal doors, windows, and trim | Metal and wire lath and furring | Ornamental metal work | Lumber, rough and finished | Laths, shingles and shakes | Mill-work | Composition board | Water-proofing materials | Hardware rough and finished | Paints, varnishes, and glass | Roofing, and sheet metal |
|---------------------------------------------|------------------|-------------------|------------------------------------------|--------------------------------|---------------------------------|-----------------------|----------------------------|----------------------------|-----------|-------------------|--------------------------|-----------------------------|------------------------------|--------------------------|
| OREGON | \$423,865 | \$290,033 | \$47,033 | \$53,320 | \$22,243 | \$60,762 | \$916,747 | \$37,736 | \$327,269 | \$61,779 | \$24,724 | \$129,642 | \$257,740 | \$350,828 |
| Operative builders..... | 2,538 | 306 | 525 | | 901 | 267 | 42,339 | 8,064 | 31,890 | 1,133 | 70 | 6,701 | 9,606 | 3,373 |
| General contractors..... | 392,748 | 290,137 | 24,058 | 53,320 | 10,180 | 18,695 | 872,869 | 27,168 | 295,379 | 31,646 | 24,239 | 122,346 | 50,471 | 60,498 |
| Building..... | 54,441 | 143,567 | 5,675 | 52,082 | 9,689 | 18,695 | 451,829 | 25,960 | 293,819 | 29,092 | 2,939 | 90,973 | 45,997 | 58,884 |
| Building not specialized..... | 46,441 | 130,905 | 2,531 | 44,982 | 8,514 | 13,620 | 337,744 | 11,800 | 219,987 | 12,072 | 2,564 | 66,153 | 34,358 | 47,471 |
| Commercial building only..... | | 5,284 | 2,694 | 2,700 | 100 | 900 | 29,724 | | 7,700 | | | 14,112 | 145 | 6,785 |
| Manufacturing building only..... | 7,000 | 500 | 450 | | | | 1,800 | | | | | | | |
| Residential building only..... | 1,000 | 878 | | 5,000 | 1,075 | 4,175 | 82,501 | 14,151 | 66,132 | 4,032 | 375 | 19,708 | 11,491 | 4,628 |
| Highway..... | 2,392 | 6,626 | 904 | 500 | 500 | | 28,514 | | 1,500 | 1,800 | | 1,246 | 2,600 | 1,190 |
| Bridge and culvert..... | 160,000 | 108,990 | 284 | | | | 244,382 | | 60 | | 21,216 | 1,724 | 1,540 | 360 |
| Grading..... | 416 | 2,541 | | | | | 18,117 | | | | | | | |
| Street paving..... | | 21,181 | 510 | | | | 10,598 | | | | | 875 | 90 | |
| Sewer, gas, water, conduit..... | 7,817 | 1,000 | | | | | 4,405 | | | | | 1,008 | | |
| Dam and reservoir..... | 95,244 | | 13,505 | | | | 12,536 | | | | | 7,807 | 191 | |
| Waterworks..... | | | 180 | | | | 781 | | | | | | | |
| Dredging, river, harbor, etc..... | | 860 | | | | | 29,030 | | | | | | | |
| Railroad..... | | 1,047 | 3,000 | | | | 14,820 | | | | | | | |
| Central station, light and power plant..... | 66,438 | 4,325 | | 147 | | | 57,887 | 1,208 | | 754 | 84 | 9,713 | 53 | 64 |
| Subcontractors..... | 28,579 | 490 | 22,500 | | 11,153 | 41,800 | 1,539 | 2,504 | | 29,000 | 415 | 595 | 197,663 | 286,957 |
| Concreting..... | 80 | 490 | | | | | 365 | | | 35 | 415 | 24 | | 160 |
| Electrical..... | | | | | | | 200 | | | | | 400 | | |
| Heating and plumbing..... | | | 20,000 | | | | | | | | | | | 3,400 |
| Heating and piping..... | | | 20,000 | | | | | | | | | | | |
| Plumbing..... | | | | | | | | | | | | | | 3,400 |
| Painting and decorating..... | | | | | | | | | | | | | 114,574 | |
| Glass and glazing..... | | | | | 9,615 | | 804 | 1,804 | | 4,356 | | | 83,089 | |
| Plastering and lathing..... | | | | | | | | | | | | | | |
| Roofing and sheet-metal work..... | | | | | | | | | | | | | | 283,388 |
| Roofing..... | | | | | | | | | | | | | | 35,405 |
| Sheet-metal work..... | | | | | | | | | | | | | | 189,333 |
| Roofing and sheet metal combined..... | | | | | | | | | | | | | | 58,650 |
| Steel erection..... | 28,499 | | 2,500 | | | | 80 | 700 | | 69 | | 171 | | |
| Marble and tiling..... | | | | | 1,638 | | | | | | | | | |
| Ornamental iron..... | | | | | | 41,800 | | | | | | | | |
| Soundproofing..... | | | | | | | | | | 24,540 | | | | |
| PORTLAND | 413,224 | 263,758 | 41,694 | 32,372 | 16,582 | 69,492 | 730,510 | 31,377 | 258,069 | 44,691 | 23,988 | 94,790 | 226,590 | 267,498 |
| Operative builders..... | 2,538 | 306 | 525 | | 901 | 267 | 42,339 | 8,064 | 31,890 | 1,133 | 70 | 6,701 | 9,606 | 3,373 |
| General contractors..... | 382,107 | 262,062 | 18,660 | 32,372 | 3,528 | 17,425 | 686,632 | 20,809 | 226,179 | 14,558 | 23,513 | 87,494 | 33,934 | 50,836 |
| Building..... | 48,476 | 126,314 | 976 | 32,225 | 3,528 | 17,425 | 297,728 | 19,601 | 226,119 | 13,804 | 2,213 | 66,746 | 32,150 | 30,322 |
| Building not specialized..... | 40,476 | 121,689 | 526 | 26,500 | 2,778 | 12,425 | 211,483 | 7,033 | 158,211 | 10,319 | 1,913 | 47,540 | 20,937 | 25,769 |
| Commercial building only..... | | 3,300 | 725 | | | 900 | 7,848 | | 7,700 | 50 | | 1,390 | | |
| Manufacturing building only..... | 7,000 | 500 | 450 | | | | 1,800 | | | | | | | |
| Residential building only..... | 1,000 | 825 | | 5,000 | 750 | 4,100 | 76,597 | 12,568 | 60,208 | 3,435 | 300 | 17,816 | 11,213 | 4,553 |
| Highway..... | 292 | 2,626 | 904 | | | | 10,514 | | | | | 146 | | 90 |
| Bridge and culvert..... | 163,840 | 108,990 | 284 | | | | 241,382 | | 60 | | 21,216 | 1,724 | 1,540 | 360 |
| Grading..... | 1,100 | | | | | | 13,050 | | | | | | | |
| Street paving..... | | 17,700 | | | | | 1,730 | | | | | | | |
| Sewer, gas, water, conduit..... | 7,817 | | | | | | 3,165 | | | | | | | |
| Dam and reservoir..... | 95,244 | | 13,505 | | | | 12,536 | | | | | 7,807 | 191 | |
| Dredging, river, harbor, etc..... | | 860 | | | | | 27,530 | | | | | | | |
| Railroad..... | | 1,047 | 3,000 | | | | 14,820 | | | | | | | |
| Central station, light and power plant..... | 66,438 | 4,325 | | 147 | | | 57,887 | 1,208 | | 754 | 84 | 9,713 | 53 | 64 |
| Subcontractors..... | 28,579 | 490 | 22,500 | | 11,153 | 41,800 | 1,539 | 2,504 | | 20,000 | 415 | 595 | 183,050 | 233,289 |
| Concreting..... | 80 | 490 | | | | | 365 | | | 35 | 415 | 24 | | 169 |
| Electrical..... | | | | | | | 200 | | | | | 400 | | |
| Heating and plumbing..... | | | 20,000 | | | | | | | | | | | |
| Heating and piping..... | | | 20,000 | | | | | | | | | | | |
| Painting and decorating..... | | | | | | | | | | | | | | |
| Glass and glazing..... | | | | | 9,615 | | 804 | 1,804 | | 4,356 | | | 99,961 | |
| Plastering and lathing..... | | | | | | | | | | | | | 83,089 | |
| Roofing and sheet-metal work..... | | | | | | | | | | | | | | 283,120 |
| Roofing..... | | | | | | | | | | | | | | 35,405 |
| Sheet-metal work..... | | | | | | | | | | | | | | 139,085 |
| Roofing and sheet metal combined..... | | | | | | | | | | | | | | 58,650 |
| Steel erection..... | 28,499 | | 2,500 | | | | 80 | 700 | | 69 | | 171 | | |
| Marble and tiling..... | | | | | 1,638 | | | | | | | | | |
| Ornamental iron..... | | | | | | 41,800 | | | | | | | | |
| Soundproofing..... | | | | | | | | | | 24,540 | | | | |

CONSTRUCTION—OREGON

TABLE 11.—COST OF MATERIAL FURNISHED AND USED BY REPORTING ESTABLISHMENTS DURING 1929—Con.

[See note at head of table]

| | Fin- ished flooring, n. e. s. | Screens, shades, awn- ings, etc. | Heating and ven- tilating equip- ment | Plumb- ing and gas-fit- ting equip- ment | Electri- cal ap- pliances and sup- plies | Eleva- tors, dumb- waiters, etc. | Pipe: Drain tile, vitrified, concrete, etc. | Pipe: Cast iron, sheet and tube steel, etc. | Wire cable, guards, and fencing | Bitumi- nous paving materials | Wood piling and timber | Ready- mixed concrete | Freight hail- ing or trucking to job | Min- eral prod- ucts (non- metal- lic), n. e. s. | Miscel- laneous ¹ |
|------------------------------------------------|----------------------------------------|----------------------------------------------|---------------------------------------------------|---------------------------------------------------------|------------------------------------------------------|----------------------------------------------|------------------------------------------------------------|------------------------------------------------------------------|---------------------------------------------|----------------------------------------|---------------------------------|-----------------------------|--------------------------------------------------|-----------------------------------------------------------------------|---------------------------------|
| OREGON | \$28,877 | \$10,358 | \$538,620 | \$702,104 | \$534,737 | \$6,653 | \$336,062 | \$74,230 | \$3,048 | \$198,146 | \$66,784 | \$56,688 | \$32,219 | \$5,964 | \$121,285 |
| Operative builders..... | 7,096 | 1,354 | 12,350 | 11,854 | 5,228 | | | | | | | | 239 | | 7,078 |
| General contractors..... | 21,581 | 9,004 | 39,949 | 44,216 | 67,025 | 5,803 | 323,830 | 47,834 | 3,648 | 106,146 | 56,784 | 56,688 | 31,980 | 5,308 | 104,920 |
| Building..... | 21,581 | 9,004 | 39,949 | 42,313 | 30,407 | 2,603 | 6,292 | 4,011 | 1,173 | 3,509 | | 26,611 | 848 | 5,636 | 47,469 |
| Building not specialized..... | 13,731 | 5,707 | 25,736 | 20,137 | 9,692 | 478 | 3,044 | 973 | | 2,655 | | 4,611 | 848 | 5,636 | 34,392 |
| Commercial building only..... | | 250 | | 1,696 | 3,912 | 1,900 | | 2,706 | | 704 | | 22,000 | | | 6,001 |
| Manufacturing building only..... | | | | | | | | | 200 | | | | | | |
| Residential building only..... | 7,850 | 3,047 | 14,213 | 20,480 | 16,803 | 225 | 3,248 | 975 | | 150 | | | | | 8,070 |
| Highway..... | | | | 1,280 | | 3,200 | 18,975 | 625 | | 181,842 | | | 26,632 | 262 | |
| Bridge and culvert..... | | | | | 185 | | | | | | 1,500 | | | | 46,265 |
| Grading..... | | | | | | | 21,255 | | 500 | | | | | | |
| Street paving..... | | | | | 1,100 | | 30,188 | | | 7,949 | | 16,160 | 2,500 | | |
| Sewer, gas, water, conduit..... | | | | 95 | | | 42,291 | 2,000 | 1,500 | 911 | | | | | 494 |
| Dam and reservoir..... | | | | | | | 204,461 | 26,663 | | 340 | | | | | |
| Waterworks..... | | | | | | | | 1,430 | | | | | | | |
| Dredging, river, harbor, etc..... | | | | | | | | | | | 29,893 | | | | |
| Railroad..... | | | | | | | | | | | 3,000 | | 2,000 | | 10,701 |
| Central station, light and power plant..... | | | | 528 | 35,333 | | 378 | 13,105 | 475 | 1,595 | 22,391 | 13,917 | | | |
| Subcontractors..... | | | 480,321 | 640,034 | 462,484 | 850 | 12,232 | 26,306 | | | | | | 66 | 9,278 |
| Concreting..... | | | | | | | 118 | | | | | | | | |
| Electrical..... | | | | | 450,343 | | | | | | | | | | |
| Heating and plumbing..... | | | 461,057 | 646,034 | 3,141 | 850 | 12,114 | 25,896 | | | | | | | |
| Heating and piping..... | | | 141,360 | 65,755 | | 850 | 11,000 | 20,000 | | | | | | | |
| Plumbing..... | | | 229,277 | 580,469 | | | 1,114 | 5,896 | | | | | | | |
| Plumbing and heating combined..... | | | 90,420 | 49,810 | 3,141 | | | | | | | | | | |
| Masonry..... | | | | | | | | | | | | | | | 866 |
| Plastering and lathing..... | | | | | | | | | | | | | | | 7,011 |
| Roofing and sheet-metal work..... | | | 3,000 | | | | | | | | | | | | 330 |
| Sheet-metal work..... | | | 3,000 | | | | | | | | | | | | 330 |
| Steel erection..... | | | | | | | | 500 | | | | | | | |
| Marble and tiling..... | | | | | | | | | | | | | | 66 | 1,071 |
| Soundproofing..... | | | 22,264 | | | | | | | | | | | | |
| PORTLAND | 25,973 | 9,738 | 435,006 | 599,002 | 359,719 | 3,085 | 281,688 | 62,023 | 2,098 | 138,860 | 56,784 | 56,688 | 29,719 | 5,964 | 92,188 |
| Operative builders..... | 7,096 | 1,354 | 12,350 | 11,854 | 5,228 | | | | | | | | 239 | | 7,078 |
| General contractors..... | 18,877 | 8,384 | 25,713 | 30,846 | 31,233 | 2,245 | 270,508 | 41,523 | 2,098 | 138,860 | 56,784 | 56,688 | 29,480 | 5,398 | 75,812 |
| Building..... | 18,877 | 8,384 | 25,713 | 28,943 | 19,015 | 2,245 | 5,890 | 1,130 | 1,123 | 300 | | 26,611 | 848 | 5,636 | 18,352 |
| Building not specialized..... | 11,027 | 6,412 | 11,638 | 9,026 | 2,575 | 120 | 2,761 | 155 | 923 | 300 | | 4,611 | 848 | 5,636 | 10,957 |
| Commercial building only..... | | | | | | 1,900 | | | | 200 | | 22,000 | | | 52 |
| Manufacturing building only..... | | | | | | | | | | | | | | | |
| Residential building only..... | 7,850 | 2,972 | 14,075 | 19,017 | 16,440 | 225 | 3,138 | 975 | | | | | | | 7,343 |
| Highway..... | | | | 1,280 | | | 8,922 | 625 | | 132,764 | | | 26,632 | 262 | |
| Bridge and culvert..... | | | | | 185 | | | | | | 1,500 | | | | 46,265 |
| Grading..... | | | | | | | 3,516 | | 500 | | | | | | |
| Street paving..... | | | | | 1,100 | | 11,111 | | | 2,950 | | 16,160 | | | |
| Sewer, gas, water, conduit..... | | | | 95 | | | 36,291 | | | 911 | | | | | 494 |
| Dam and reservoir..... | | | | | | | 204,461 | 26,663 | | 340 | | | | | |
| Dredging, river, harbor, etc..... | | | | | | | | | | | 29,893 | | | | |
| Railroad..... | | | | | | | | | | | 3,000 | | 2,000 | | 10,701 |
| Central station, light and power plant..... | | | | 528 | 10,933 | | 378 | 13,105 | 475 | 1,595 | 22,391 | 13,917 | | | |
| Subcontractors..... | | | 306,943 | 556,302 | 323,258 | 850 | 11,118 | 20,500 | | | | | | 66 | 9,278 |
| Concreting..... | | | | | | | 118 | | | | | | | | |
| Electrical..... | | | | | 323,258 | | | | | | | | | | |
| Heating and plumbing..... | | | 371,679 | 556,302 | | 850 | 11,000 | 20,000 | | | | | | | |
| Heating and piping..... | | | 85,800 | 41,500 | | 850 | 11,000 | 20,000 | | | | | | | |
| Plumbing..... | | | 215,959 | 452,242 | | | | | | | | | | | |
| Plumbing and heating combined..... | | | 69,920 | 32,560 | | | | | | | | | | | |
| Masonry..... | | | | | | | | | | | | | | | 866 |
| Plastering and lathing..... | | | | | | | | | | | | | | | 7,011 |
| Roofing and sheet-metal work..... | | | 3,000 | | | | | | | | | | | | 330 |
| Sheet-metal work..... | | | 3,000 | | | | | | | | | | | | 330 |
| Steel erection..... | | | | | | | | 500 | | | | | | | |
| Marble and tiling..... | | | | | | | | | | | | | | 66 | 1,071 |
| Soundproofing..... | | | 22,264 | | | | | | | | | | | | |

¹ Includes the reported cost of metal products, n. e. s.; and caulking materials. For total cost of these items see Table 9.

CONSTRUCTION—OREGON

1039

TABLE 12.—NUMBER OF, AND VOLUME OF BUSINESS REPORTED BY, ESTABLISHMENTS DOING A CONSTRUCTION BUSINESS OF LESS THAN \$25,000 IN 1929, PERCENTAGE OF TOTAL NUMBER OF KNOWN ESTABLISHMENTS, AND AVERAGE VOLUME PER ESTABLISHMENT

| TYPES OF WORK | OREGON 1930 population, 953,786 | | | | | | | | PORTLAND 1930 population, 301,815 | | | REMAINDER OF STATE 1930 population, 651,971 | | |
|-------------------------------------------------|------------------------------------|------------------|----------------|----------|------------------------------------|--------------------|-----------|---------------------------|--------------------------------------|------------------------------------|---------|------------------------------------------------|------------------------------------|---------|
| | Known contracting establishments | | | | Volume of business reported | | | | Total number active in 1929 | Volume of business | | Total number active in 1929 | Volume of business | |
| | Total number | Inactive in 1929 | Active in 1929 | | Number of reporting establishments | Per cent of active | Amount | Average per establishment | | Number of reporting establishments | Amount | | Number of reporting establishments | Amount |
| | | | Number | Per cent | | | | | | | | | | |
| Total establishments canvassed (under \$25,000) | 1,167 | 45 | 1,122 | ----- | 276 | 24.6 | ----- | 670 | 139 | ----- | 462 | 137 | ----- | |
| Total establishments, type of work unknown | 806 | 1 | 805 | ----- | 28 | 0.2 | ----- | 297 | 25 | \$191,636 | 8 | 3 | \$45,609 | |
| Total general and subcontractors classified | 861 | 44 | 817 | 100.0 | 248 | 30.4 | \$237,245 | \$8,473 | 373 | 114 | 444 | 134 | ----- | |
| Total general contractors classified | 377 | 38 | 339 | 41.5 | 110 | 32.5 | 1,113,537 | 10,123 | 180 | 55 | 543,633 | 150 | 55 | 569,004 |
| Building | 305 | 35 | 270 | 33.1 | 90 | 36.7 | 1,020,534 | 10,308 | 162 | 53 | 525,633 | 118 | 46 | 494,901 |
| Highway | 65 | 3 | 62 | 7.6 | 10 | 10.1 | 86,003 | 8,600 | 24 | 2 | 18,000 | 38 | 8 | 88,003 |
| Bridge and culvert | 4 | ----- | 4 | .5 | 1 | 25.0 | 7,000 | 7,000 | 1 | ----- | ----- | 3 | 1 | 7,000 |
| Sewer, gas, water, conduit | 1 | ----- | 1 | .1 | ----- | ----- | ----- | ----- | 1 | ----- | ----- | ----- | ----- | ----- |
| Dredging, river and harbor | 1 | ----- | 1 | .1 | ----- | ----- | ----- | ----- | 1 | ----- | ----- | ----- | ----- | ----- |
| Railroad | 1 | ----- | 1 | .1 | ----- | ----- | ----- | ----- | 1 | ----- | ----- | ----- | ----- | ----- |
| Total subcontractors classified | 484 | 6 | 478 | 58.4 | 138 | 28.9 | 1,168,402 | 8,467 | 193 | 59 | 600,914 | 285 | 79 | 507,488 |
| Carpentering | 45 | ----- | 45 | 5.5 | 16 | 35.6 | 143,782 | 8,986 | 30 | 11 | 115,651 | 15 | 5 | 28,131 |
| Concreting | 30 | 1 | 29 | 3.5 | 13 | 44.8 | 63,757 | 4,904 | 7 | 4 | 35,497 | 22 | 9 | 28,260 |
| Electrical | 68 | 1 | 67 | 8.2 | 14 | 20.9 | 144,950 | 10,354 | 14 | 3 | 22,304 | 53 | 11 | 122,152 |
| Heating, ventilating, and piping | 9 | ----- | 9 | 1.1 | 1 | 11.1 | 13,000 | 13,000 | 1 | ----- | ----- | 8 | 1 | 13,000 |
| Masonry | 10 | ----- | 10 | 1.2 | 7 | 70.0 | 68,931 | 9,847 | 4 | 4 | 54,731 | 6 | 3 | 14,200 |
| Painting and decorating | 70 | 2 | 68 | 8.3 | 22 | 32.4 | 137,681 | 6,258 | 27 | 8 | 96,029 | 41 | 14 | 41,052 |
| Glass and glazing | 3 | ----- | 3 | .4 | ----- | ----- | ----- | ----- | 2 | ----- | ----- | 1 | ----- | ----- |
| Plastering | 11 | 1 | 10 | 1.2 | 1 | 10.0 | 23,672 | 23,672 | 5 | 1 | 23,672 | 5 | ----- | ----- |
| Plumbing and heating | 160 | ----- | 160 | 10.6 | 51 | 31.9 | 430,464 | 8,617 | 54 | 18 | 136,505 | 106 | 38 | 302,959 |
| Sheet metal and roofing | 35 | ----- | 35 | 4.3 | 6 | 17.1 | 68,844 | 11,474 | 27 | 6 | 68,844 | 8 | ----- | ----- |
| Steel erection | 1 | ----- | 1 | .1 | ----- | ----- | ----- | ----- | 1 | ----- | ----- | ----- | ----- | ----- |
| Marble and tiling | 16 | ----- | 16 | 2.0 | 1 | 6.3 | 6,000 | 6,000 | 11 | ----- | ----- | 5 | 1 | 6,000 |
| Wrecking | 1 | ----- | 1 | .1 | ----- | ----- | ----- | ----- | 1 | ----- | ----- | ----- | ----- | ----- |
| Excavating and grading | 5 | ----- | 5 | .6 | 1 | 20.0 | 10,234 | 10,234 | 2 | ----- | ----- | 3 | 1 | 10,234 |
| Ornamental iron | 3 | ----- | 3 | .4 | 2 | 66.7 | 20,797 | 10,399 | 2 | 1 | 19,297 | 1 | 1 | 1,500 |
| Pile driving | 1 | ----- | 1 | .1 | ----- | ----- | ----- | ----- | 1 | ----- | ----- | 1 | ----- | ----- |
| Unclassified subcontractors | 16 | 1 | 15 | 1.8 | 3 | 20.0 | 27,284 | 9,095 | 5 | 3 | 27,284 | 10 | ----- | ----- |

TABLE 13.—ESTABLISHMENTS (WHOSE BUSINESS WAS LESS THAN \$25,000 IN 1929) WHICH REPORTED THEIR VOLUME OF CONSTRUCTION WORK, CLASSIFIED BY RANGE OF VOLUME OF BUSINESS

| CLASSIFICATION | Total | Less than \$2,500 | \$2,500 to \$4,999 | \$5,000 to \$7,499 | \$7,500 to \$9,999 | \$10,000 to \$12,499 | \$12,500 to \$14,999 | \$15,000 to \$17,499 | \$17,500 to \$19,999 | \$20,000 to \$22,499 | \$22,500 to \$24,999 |
|----------------------------------|-------|-------------------|--------------------|--------------------|--------------------|----------------------|----------------------|----------------------|----------------------|----------------------|----------------------|
| Total general and subcontractors | 276 | 48 | 50 | 30 | 33 | 30 | 28 | 10 | 19 | 13 | 15 |
| General contractors | 110 | 14 | 17 | 13 | 14 | 14 | 12 | 5 | 6 | 9 | 6 |
| Subcontractors | 188 | 28 | 27 | 16 | 15 | 13 | 13 | 4 | 10 | 4 | 8 |
| Type of contracting unknown | 28 | 6 | 6 | 1 | 4 | 3 | 3 | 1 | 3 | ----- | 1 |