
CHAPTER 6

COUNTRY OF ORIGIN OF
THE FOREIGN WHITE STOCK

CONTENTS

| TEXT | Page | | Page |
|--|------|--|------|
| Introduction..... | 263 | 4. Country of origin of the foreign white stock, by nativity and parentage, for the United States: 1930..... | 268 |
| Country of origin..... | 263 | 5. Country of origin of the foreign white stock, by nativity and parentage, for the United States: 1890 to 1930..... | 269 |
| Urban, rural-farm, and rural-nonfarm population..... | 264 | 6. Country of origin of the foreign white stock in the urban, rural-farm, and rural-nonfarm population, by nativity and parentage, for the United States: 1930..... | 270 |
| DIAGRAMS | | | |
| Per cent distribution of foreign white stock by country of origin: 1930..... | 265 | 7. Country of origin of the foreign white stock, by divisions and States: 1930..... | 272 |
| Foreign white stock by country of origin: 1930..... | 266 | 8. Country of birth of the foreign-born white population, by divisions and States: 1930 and 1920..... | 275 |
| Foreign white stock from selected countries, by States: 1930..... | 266 | 9. Native white population of foreign or mixed parentage by country of birth of parents, by divisions and States: 1930..... | 281 |
| TABLES | | | |
| 1. Total foreign white stock in the United States, by nativity and parentage: 1930, 1920, and 1910..... | 263 | 10. Country of origin of the foreign white stock in the urban, rural-farm, and rural-nonfarm population, by nativity and parentage, by divisions and States: 1930..... | 284 |
| 2. Foreign white stock by country of origin, by nativity and parentage, for the United States: 1930..... | 264 | 11. Country of origin of the foreign white stock, by nativity and parentage, for cities having 100,000 inhabitants or more: 1930..... | 313 |
| 3. Total population and foreign white stock in the urban, rural-farm, and rural-nonfarm population of the United States: 1930..... | 264 | | |

CHAPTER 6.—COUNTRY OF ORIGIN OF THE FOREIGN WHITE STOCK

INTRODUCTION

The term "foreign white stock" is used in the Census Reports to indicate the combined total of three classes, namely, the foreign-born white, the native white of foreign parentage (both parents foreign born), and the native white of mixed parentage (one parent native and the other foreign born). In most of the tables the two native classes are combined under the term "Native white—Foreign or mixed parentage."

The inquiry as to birthplace of parents, on which is based in part the assignment of the foreign white stock to country of origin, was first made in the census of 1880, but the data then secured were not completely tabulated. The earliest published statistics pertaining to this inquiry are those for 1890. Since so large a proportion of the population of foreign birth or parentage in the United States is white, statistics as to country of origin are here presented for the white population only. The most important of the other groups is represented by the Mexican population, practically all of which is of Mexican origin. The Chinese population is likewise practically all of Chinese origin, and the Japanese population of Japanese origin. Even if the nonwhite population were relatively more important, therefore, it would not call for any detailed statistics regarding country of origin.

By reason of its growing importance the Mexican element in the population was given a separate classification in the census returns for 1930, having been included for the most part with the white population at prior censuses. The instructions given to enumerators for making this classification were to the effect that "All persons born in Mexico, or having parents born in Mexico, who are not definitely white, Negro, Indian, Chinese, or Japanese, should be returned as Mexican." Under these instructions 1,422,533 persons of Mexican birth or Mexican stock were returned as Mexican in 1930, and 65,968 persons of Mexican birth or parentage were returned as white. Using as a basis the 1920 returns for persons born in Mexico and natives having one or both parents born in Mexico, it has been estimated that there were in that year 700,541 persons who would have been classified as Mexican under the 1930 instructions. This number includes 243,181 natives of foreign or mixed parentage and 457,360 foreign born. In the tables showing comparative data the 1920 figures for the white population have been adjusted by deducting these estimates, and similar adjustments have been made for 1910.

The relative importance of the several elements in the foreign white stock is shown in Table 1.

TABLE 1.—TOTAL FOREIGN WHITE STOCK IN THE UNITED STATES, BY NATIVITY AND PARENTAGE: 1930, 1920, AND 1910

| NATIVITY AND PARENTAGE | NUMBER | | | PER CENT DISTRIBUTION | | |
|--------------------------------|------------|-------------------|-------------------|-----------------------|-------|-------|
| | 1930 | 1920 ¹ | 1910 ¹ | 1930 | 1920 | 1910 |
| Total foreign white stock..... | 38,727,593 | 35,698,417 | 31,876,872 | 100.0 | 100.0 | 100.0 |
| Foreign-born white..... | 13,366,407 | 13,255,394 | 13,134,312 | 34.5 | 37.1 | 41.2 |
| Native white— | | | | | | |
| Foreign parentage..... | 16,999,221 | 15,521,835 | 12,812,090 | 43.9 | 43.5 | 40.2 |
| Mixed parentage..... | 8,361,965 | 6,921,188 | 5,929,470 | 21.6 | 19.4 | 18.6 |
| Father foreign born.. | 5,450,530 | 4,406,024 | 3,890,302 | 14.1 | 12.6 | 12.2 |
| Mother foreign born.. | 2,902,435 | 2,425,164 | 2,038,168 | 7.5 | 6.8 | 6.4 |

¹ Adjusted figures; see text, above.

Country of origin.—The classification of the 1930 population both by country of birth and by country of birth of parents, so far as concerns European countries, has been made on the basis of postwar geography. The 1920 tabulations of country of origin were based on the pre-war boundaries of European countries, mainly by reason of the difficulty in securing correct returns on the postwar basis for the parents of the persons enumerated. The 1930 figures for those countries affected by changes resulting from the World War are therefore not comparable with those presented in the Census Reports for 1920. (For a discussion of the changes as they affect specific countries, see introduction to Chapter 5, Country of Birth of the Foreign Born.)

One other important change has been made in the classification of the native white population of foreign parentage by country of origin (country of birth of parents). In 1920 and in the earlier censuses native white persons of foreign parentage were assigned to a specific country of origin only when both parents were from that country. All cases of mixed foreign parentage (one parent born in one foreign country and the other in another) were placed in a group designated as of "Mixed foreign parentage," this group comprising about 10 per cent of the total number of natives of foreign parentage. In 1930 all persons of foreign parentage have been assigned to the country in which the father was born; and so far as possible, in the comparative tables, the figures for earlier censuses have been revised to this basis.¹

¹ This revision is made on the basis of special tabulations showing country of birth of father by country of birth of mother which were made in 1920, 1910, and 1900. No such tabulation was made in 1930, nor could be made, because the country of birth of only one parent was punched on the population card.

The assignment of persons of mixed parentage to country of origin was made on the basis of the country of birth of the foreign parent. Persons having a native mother and a foreign-born father were assigned to the country of birth of the father; persons having a native father and a foreign-born mother were assigned to the country of birth of the mother. Separate figures are presented for these two classes of mixed parentage in most of the tables.

The 1930 statistics of the foreign white stock by country of origin are summarized in Table 2.

TABLE 2.—FOREIGN WHITE STOCK BY COUNTRY OF ORIGIN, BY NATIVITY AND PARENTAGE, FOR THE UNITED STATES: 1930

| COUNTRY OF ORIGIN | NUMBER | | | | PER CENT OF TOTAL | | |
|-----------------------------------|---------------------------|--------------------|-----------------------------------|---------------------------------|-------------------|-------------------|-----------------|
| | Total foreign white stock | Foreign-born white | Native white of foreign parentage | Native white of mixed parentage | Foreign born | Foreign parentage | Mixed parentage |
| All countries..... | 38,727,593 | 13,366,407 | 16,999,221 | 8,361,965 | 34.6 | 43.9 | 21.6 |
| England, Scotland, and Wales..... | 3,658,519 | 1,223,200 | 1,104,259 | 1,331,060 | 33.4 | 30.2 | 36.4 |
| England..... | 2,522,261 | 808,672 | 740,060 | 973,523 | 32.1 | 29.3 | 38.6 |
| Scotland..... | 899,591 | 354,323 | 276,483 | 268,785 | 39.4 | 30.7 | 29.9 |
| Wales..... | 236,667 | 60,205 | 87,710 | 88,752 | 25.4 | 37.1 | 37.5 |
| Northern Ireland..... | 695,999 | 178,832 | 311,652 | 205,518 | 25.7 | 44.8 | 29.6 |
| Irish Free State..... | 3,086,522 | 744,810 | 1,551,760 | 789,952 | 24.1 | 50.3 | 25.6 |
| Norway, Sweden, and Denmark..... | 3,191,943 | 1,122,576 | 1,372,338 | 697,029 | 35.2 | 43.0 | 21.8 |
| Norway..... | 1,100,098 | 347,862 | 476,663 | 275,583 | 31.6 | 43.3 | 25.1 |
| Sweden..... | 1,562,703 | 595,250 | 676,523 | 290,930 | 38.1 | 43.3 | 18.0 |
| Denmark..... | 529,142 | 179,474 | 219,152 | 130,516 | 33.9 | 41.4 | 24.7 |
| Netherlands..... | 413,966 | 133,133 | 170,417 | 110,416 | 32.2 | 41.2 | 26.7 |
| Switzerland..... | 374,003 | 113,010 | 146,255 | 114,738 | 30.2 | 39.1 | 30.7 |
| France..... | 471,605 | 135,232 | 178,033 | 158,340 | 28.7 | 37.8 | 33.0 |
| Germany..... | 6,873,103 | 1,608,814 | 3,254,618 | 2,009,671 | 23.4 | 47.4 | 29.2 |
| Poland..... | 3,342,198 | 1,268,583 | 1,781,280 | 292,335 | 38.0 | 53.3 | 8.7 |
| Czechoslovakia..... | 1,382,079 | 491,638 | 707,384 | 183,057 | 35.6 | 51.2 | 13.2 |
| Austria..... | 954,048 | 370,914 | 458,177 | 125,557 | 38.9 | 48.0 | 13.2 |
| Hungary..... | 594,768 | 274,450 | 272,704 | 43,614 | 46.5 | 46.2 | 7.4 |
| Yugoslavia..... | 469,395 | 211,410 | 227,475 | 30,504 | 45.0 | 48.5 | 6.5 |
| Russia..... | 2,669,838 | 1,153,624 | 1,277,400 | 238,754 | 43.2 | 47.8 | 8.9 |
| Lithuania..... | 439,195 | 193,606 | 221,472 | 24,117 | 44.1 | 50.4 | 5.5 |
| Finland..... | 320,536 | 142,478 | 148,532 | 20,526 | 44.4 | 46.3 | 9.2 |
| Rumania..... | 293,463 | 146,393 | 125,479 | 21,581 | 49.9 | 42.8 | 7.4 |
| Greece..... | 303,751 | 174,520 | 101,008 | 27,557 | 57.5 | 33.5 | 9.1 |
| Italy..... | 4,546,877 | 1,790,424 | 2,306,015 | 450,438 | 39.4 | 50.7 | 9.9 |
| Other Europe..... | 599,997 | 265,226 | 237,147 | 97,624 | 44.2 | 39.5 | 16.3 |
| Asia..... | 309,927 | 157,580 | 127,095 | 24,652 | 50.8 | 41.2 | 8.0 |
| Canada..... | 3,337,345 | 1,278,421 | 805,801 | 1,253,123 | 38.3 | 24.1 | 37.5 |
| Canada—French..... | 1,106,159 | 370,852 | 389,131 | 346,176 | 33.5 | 35.2 | 31.3 |
| Canada—Other..... | 2,231,186 | 907,569 | 416,670 | 906,947 | 40.7 | 18.7 | 40.6 |
| Other America..... | 234,094 | 116,649 | 51,999 | 65,446 | 49.8 | 22.2 | 28.0 |
| All other countries..... | 167,832 | 70,872 | 59,601 | 37,359 | 42.2 | 35.5 | 22.3 |

Urban, rural-farm, and rural-nonfarm population.—Urban population, as defined by the Census Bureau, is in general that residing in cities and other incorporated places having 2,500 inhabitants or more, the remainder being classified as rural. In three of the New England

States, New Hampshire, Massachusetts, and Rhode Island, towns (townships) are classified as urban if they have a population of 2,500 or more and certain urban characteristics; and a few large and densely populated townships in other States are likewise classified, even though not formally incorporated as municipalities.

In addition to the classification of the population as urban and rural, the rural population is further subdivided into rural-farm and rural-nonfarm, on the basis of the replies to a question reading, "Does this family live on a farm?" The rural-farm population includes all persons living on farms in the rural areas. The rural-nonfarm or "village" population is made up largely of persons living in small towns or villages, both incorporated and unincorporated, though in many areas there are considerable numbers of families living in the open country but not on farms.


The relative importance of the foreign white stock and of its major elements in the urban, rural-farm, and rural-nonfarm population is indicated by the figures presented in Table 3.

TABLE 3.—TOTAL POPULATION AND FOREIGN WHITE STOCK IN THE URBAN, RURAL-FARM, AND RURAL-NONFARM POPULATION OF THE UNITED STATES: 1930

| NATIVITY AND PARENTAGE | UNITED STATES | | URBAN | |
|-------------------------------------|---------------|----------|---------------|----------|
| | Number | Per cent | Number | Per cent |
| Total population..... | 122,775,046 | 100.0 | 68,964,823 | 100.0 |
| Native white—Native parentage..... | 70,136,614 | 57.1 | 33,497,232 | 48.6 |
| Foreign white stock..... | 38,727,593 | 31.5 | 29,339,373 | 42.5 |
| Foreign-born white..... | 13,366,407 | 10.9 | 10,726,859 | 15.6 |
| Native white—Foreign parentage..... | 16,999,221 | 13.8 | 12,969,015 | 18.8 |
| Native white—Mixed parentage..... | 8,361,965 | 6.8 | 5,653,499 | 8.2 |
| Negro..... | 11,861,143 | 9.7 | 5,193,013 | 7.5 |
| Other races..... | 2,019,696 | 1.6 | 924,305 | 1.3 |
| NATIVITY AND PARENTAGE | RURAL-FARM | | RURAL-NONFARM | |
| | Number | Per cent | Number | Per cent |
| Total population..... | 30,167,513 | 100.0 | 23,662,710 | 100.0 |
| Native white—Native parentage..... | 20,495,382 | 68.0 | 16,144,000 | 68.2 |
| Foreign white stock..... | 4,389,452 | 14.6 | 4,998,798 | 21.1 |
| Foreign-born white..... | 1,084,087 | 3.6 | 1,555,401 | 6.6 |
| Native white—Foreign parentage..... | 1,963,564 | 6.5 | 2,080,652 | 8.8 |
| Native white—Mixed parentage..... | 1,351,811 | 4.5 | 1,350,655 | 5.7 |
| Negro..... | 4,680,523 | 15.5 | 2,010,707 | 8.5 |
| Other races..... | 592,156 | 2.0 | 503,235 | 2.1 |

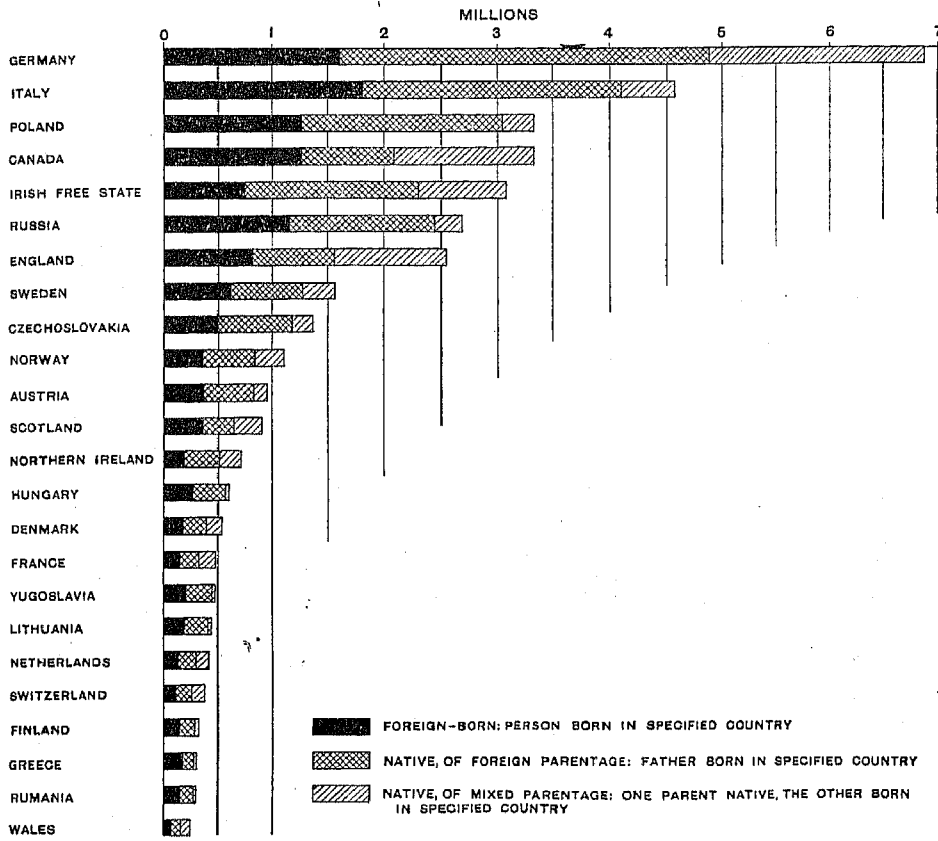
COUNTRY OF ORIGIN OF THE FOREIGN WHITE STOCK

PER CENT DISTRIBUTION OF FOREIGN WHITE STOCK BY COUNTRY OF ORIGIN: 1930



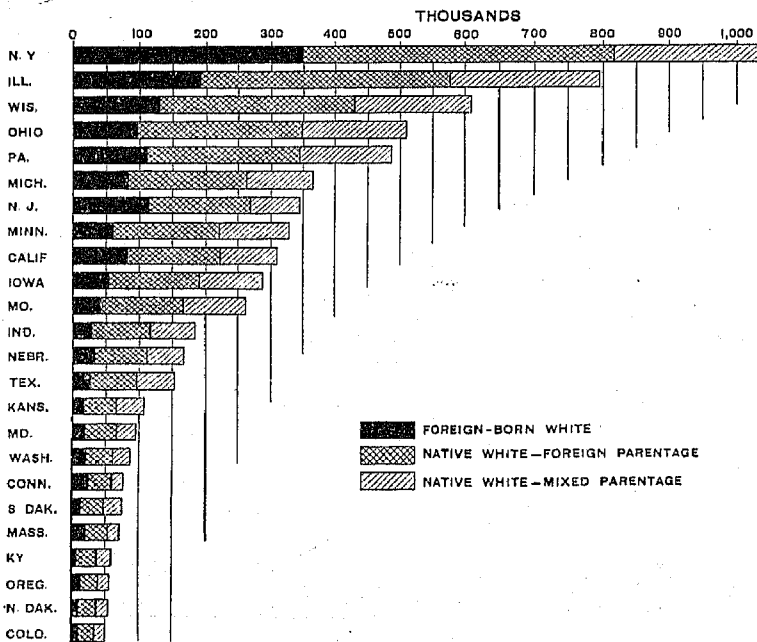
POPULATION

FOREIGN WHITE STOCK BY COUNTRY OF ORIGIN: 1930

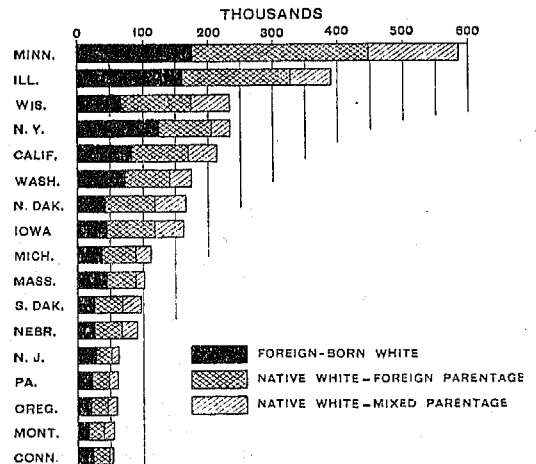


FOREIGN WHITE STOCK FROM SELECTED COUNTRIES, BY STATES: 1930

GERMANY

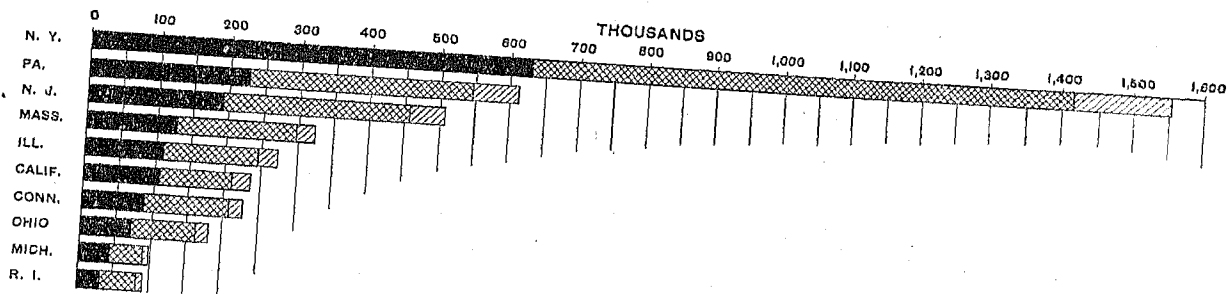


NORWAY, SWEDEN, AND DENMARK

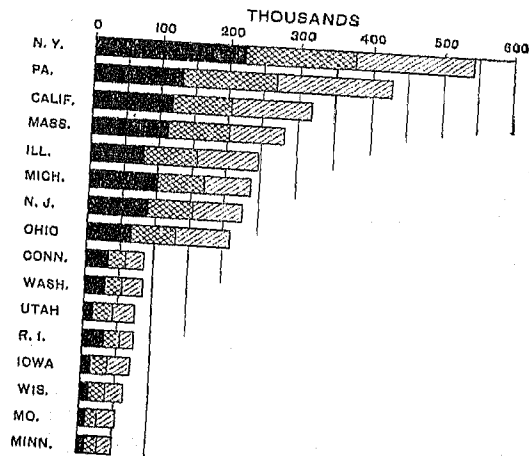


COUNTRY OF ORIGIN OF THE FOREIGN WHITE STOCK
 FOREIGN WHITE STOCK FROM SELECTED COUNTRIES, BY STATES: 1930—Continued

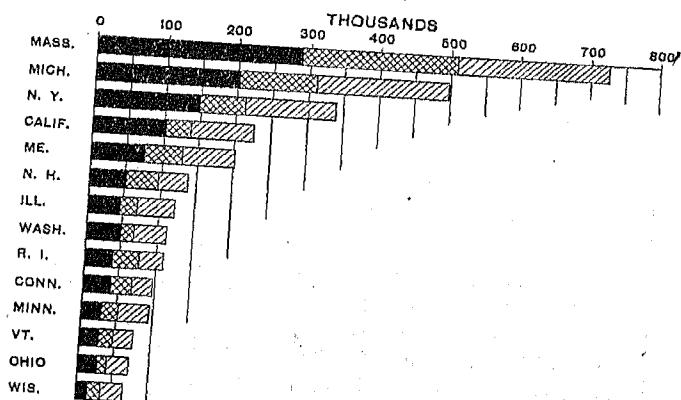
ITALY



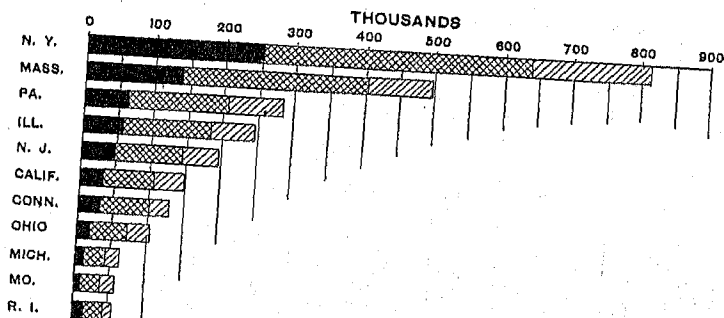
ENGLAND, SCOTLAND, AND WALES




CANADA



IRISH FREE STATE



RUSSIA



FOREIGN-BORN WHITE
 NATIVE WHITE—FOREIGN PARENTAGE
 NATIVE WHITE—MIXED PARENTAGE

POPULATION

TABLE 4.—COUNTRY OF ORIGIN OF THE FOREIGN WHITE STOCK, BY NATIVITY AND PARENTAGE, FOR THE UNITED STATES: 1930

[The foreign-born white are classified by country of birth; the native white with both parents foreign or with father foreign and mother native are classified by country of birth of father; and the native white with mother foreign and father native, by country of birth of mother. Per cent not shown where less than 0.1]

| COUNTRY OF ORIGIN | TOTAL FOREIGN WHITE STOCK | | FOREIGN-BORN WHITE | | NATIVE WHITE—FOREIGN OR MIXED PARENTAGE | | | | | | | |
|-----------------------------|---------------------------|----------|--------------------|----------|---|----------|----------------------|----------|----------------|----------|----------------|----------|
| | Number | Per cent | Number | Per cent | Total | | Both parents foreign | | Father foreign | | Mother foreign | |
| | | | | | Number | Per cent | Number | Per cent | Number | Per cent | Number | Per cent |
| All countries..... | 38,727,593 | 100.0 | 13,366,407 | 100.0 | 25,361,186 | 100.0 | 16,989,221 | 100.0 | 5,459,550 | 100.0 | 2,902,435 | 100.0 |
| Northwestern Europe: | | | | | | | | | | | | |
| England..... | 2,522,261 | 6.5 | 808,672 | 6.1 | 1,713,589 | 6.8 | 740,066 | 4.4 | 598,022 | 11.0 | 375,501 | 12.9 |
| Scotland..... | 899,591 | 2.3 | 354,323 | 2.7 | 545,268 | 2.2 | 276,483 | 1.6 | 164,673 | 3.0 | 104,112 | 3.6 |
| Wales..... | 236,667 | 0.6 | 60,205 | 0.5 | 176,462 | 0.7 | 87,710 | 0.5 | 56,644 | 1.0 | 32,108 | 1.1 |
| Northern Ireland..... | 695,999 | 1.8 | 178,832 | 1.3 | 517,167 | 2.0 | 311,652 | 1.8 | 117,431 | 2.2 | 88,084 | 3.0 |
| Irish Free State..... | 3,086,522 | 8.0 | 744,810 | 5.6 | 2,341,712 | 9.2 | 1,551,760 | 9.1 | 432,450 | 7.9 | 357,502 | 12.3 |
| Norway..... | 1,100,098 | 2.8 | 347,852 | 2.6 | 752,246 | 3.0 | 476,663 | 2.8 | 179,482 | 3.3 | 96,101 | 3.3 |
| Sweden..... | 1,562,703 | 4.0 | 595,250 | 4.5 | 967,453 | 3.8 | 676,523 | 4.0 | 191,637 | 3.5 | 99,893 | 3.4 |
| Denmark..... | 529,142 | 1.4 | 179,474 | 1.3 | 349,668 | 1.4 | 219,152 | 1.3 | 93,592 | 1.7 | 36,924 | 1.3 |
| Iceland..... | 7,413 | | 2,794 | | 4,619 | | 3,177 | | 799 | | 673 | |
| Netherlands..... | 413,966 | 1.1 | 133,133 | 1.0 | 280,833 | 1.1 | 170,417 | 1.0 | 74,730 | 1.4 | 35,686 | 1.2 |
| Belgium..... | 147,091 | 0.4 | 64,194 | 0.5 | 82,897 | 0.3 | 52,484 | 0.3 | 20,883 | 0.4 | 9,530 | 0.3 |
| Luxemburg..... | 34,869 | 0.1 | 9,048 | 0.1 | 25,821 | 0.1 | 15,163 | 0.1 | 8,173 | 0.1 | 2,485 | 0.1 |
| Switzerland..... | 374,003 | 1.0 | 113,010 | 0.8 | 260,993 | 1.0 | 146,255 | 0.9 | 80,595 | 1.5 | 34,143 | 1.2 |
| France..... | 471,605 | 1.2 | 135,232 | 1.0 | 336,373 | 1.3 | 178,033 | 1.0 | 108,869 | 2.0 | 40,471 | 1.7 |
| Central Europe: | | | | | | | | | | | | |
| Germany..... | 6,873,103 | 17.7 | 1,608,814 | 12.0 | 5,264,289 | 20.8 | 3,254,618 | 19.1 | 1,998,587 | 25.6 | 611,084 | 21.1 |
| Poland..... | 3,342,198 | 8.6 | 1,208,583 | 9.0 | 2,073,615 | 8.2 | 1,781,280 | 10.5 | 223,611 | 4.1 | 68,724 | 2.4 |
| Czechoslovakia..... | 1,382,079 | 3.6 | 491,638 | 3.7 | 890,441 | 3.5 | 707,384 | 4.2 | 123,363 | 2.3 | 59,694 | 2.1 |
| Austria..... | 954,648 | 2.5 | 370,914 | 2.8 | 583,734 | 2.3 | 458,177 | 2.7 | 84,443 | 1.5 | 41,114 | 1.4 |
| Hungary..... | 590,768 | 1.5 | 274,450 | 2.1 | 316,318 | 1.2 | 272,704 | 1.6 | 28,378 | 0.5 | 15,236 | 0.5 |
| Yugoslavia..... | 469,395 | 1.2 | 211,416 | 1.6 | 257,979 | 1.0 | 227,475 | 1.3 | 26,328 | 0.5 | 4,170 | 0.1 |
| Eastern Europe: | | | | | | | | | | | | |
| Russia..... | 2,669,898 | 6.9 | 1,153,624 | 8.6 | 1,516,274 | 6.0 | 1,277,460 | 7.5 | 169,755 | 3.1 | 68,999 | 2.4 |
| Latvia..... | 38,091 | 0.1 | 20,673 | 0.2 | 17,418 | 0.1 | 14,645 | 0.1 | 2,132 | | 641 | |
| Estonia..... | 5,317 | | 3,550 | | 1,767 | | 1,417 | | 265 | | 85 | |
| Lithuania..... | 439,195 | 1.1 | 193,605 | 1.4 | 245,589 | 1.0 | 221,472 | 1.3 | 19,643 | 0.4 | 4,474 | 0.2 |
| Finland..... | 320,536 | 0.8 | 142,478 | 1.1 | 178,058 | 0.7 | 148,532 | 0.9 | 18,505 | 0.3 | 10,721 | 0.4 |
| Rumania..... | 293,453 | 0.8 | 146,393 | 1.1 | 147,060 | 0.6 | 125,479 | 0.7 | 15,361 | 0.3 | 6,230 | 0.2 |
| Bulgaria..... | 14,929 | | 9,399 | | 5,530 | | 3,256 | | 2,147 | | 127 | |
| Turkey in Europe..... | 3,676 | | 2,267 | | 1,419 | | 1,174 | | 205 | | 40 | |
| Southern Europe: | | | | | | | | | | | | |
| Greece..... | 303,751 | 0.8 | 174,526 | 1.3 | 129,225 | 0.5 | 101,668 | 0.6 | 26,981 | 0.5 | 576 | |
| Albania..... | 13,223 | | 8,814 | | 4,409 | | 3,700 | | 678 | | 31 | |
| Italy..... | 4,546,877 | 11.7 | 1,790,424 | 13.4 | 2,756,453 | 10.9 | 2,306,015 | 13.6 | 396,324 | 7.3 | 54,114 | 1.9 |
| Spain..... | 110,607 | 0.3 | 58,302 | 0.4 | 52,305 | 0.2 | 36,080 | 0.2 | 12,646 | 0.2 | 3,579 | 0.1 |
| Portugal..... | 167,891 | 0.4 | 69,074 | 0.5 | 97,917 | 0.4 | 75,202 | 0.4 | 17,920 | 0.3 | 4,795 | 0.2 |
| Other Europe: | | | | | | | | | | | | |
| Danzig..... | 3,524 | | 1,483 | | 2,041 | | 1,351 | | 446 | | 244 | |
| Europe (not specified)..... | 53,366 | 0.1 | 14,768 | 0.1 | 38,598 | 0.2 | 29,498 | 0.2 | 6,260 | 0.1 | 2,840 | 0.1 |
| Asia: | | | | | | | | | | | | |
| Armenia..... | 58,637 | 0.1 | 32,166 | 0.2 | 26,471 | 0.1 | 23,230 | 0.1 | 2,440 | | 201 | |
| Palestine..... | 10,446 | | 6,135 | | 4,311 | | 3,350 | | 680 | | 275 | |
| Syria..... | 137,576 | 0.4 | 57,227 | 0.4 | 80,349 | 0.3 | 69,034 | 0.4 | 9,972 | 0.2 | 1,343 | |
| Turkey in Asia..... | 77,283 | 0.2 | 46,651 | 0.3 | 30,632 | 0.1 | 26,777 | 0.2 | 3,295 | 0.1 | 660 | |
| China..... | 3,675 | | 2,279 | | 1,396 | | 278 | | 642 | | 476 | |
| Japan..... | 1,458 | | 632 | | 826 | | 278 | | 345 | | 203 | |
| India..... | 7,095 | | 3,300 | | 3,795 | | 1,018 | | 1,596 | | 1,181 | |
| Other Asia..... | 14,357 | | 9,199 | 0.1 | 5,158 | | 3,724 | | 1,050 | | 393 | |
| America: | | | | | | | | | | | | |
| Canada—French..... | 1,106,159 | 2.9 | 370,852 | 2.8 | 735,307 | 2.9 | 389,131 | 2.3 | 198,512 | 3.6 | 147,664 | 5.1 |
| Canada—Other..... | 2,231,186 | 5.8 | 907,569 | 6.8 | 1,323,617 | 5.2 | 416,670 | 2.5 | 479,669 | 8.8 | 427,278 | 14.7 |
| Newfoundland..... | 45,733 | 0.1 | 23,971 | 0.2 | 21,762 | 0.1 | 12,794 | 0.1 | 4,005 | 0.1 | 4,963 | 0.2 |
| Cuba..... | 32,540 | 0.1 | 15,944 | 0.1 | 16,596 | 0.1 | 7,894 | | 5,783 | 0.1 | 2,939 | 0.1 |
| Other West Indies..... | 31,108 | 0.1 | 15,482 | 0.1 | 15,626 | 0.1 | 6,546 | | 5,490 | 0.1 | 3,590 | 0.1 |
| Mexico..... | 65,968 | 0.2 | 23,743 | 0.2 | 42,225 | 0.2 | 16,067 | 0.1 | 12,275 | 0.2 | 13,883 | 0.5 |
| Central America..... | 10,485 | | 7,454 | | 3,031 | | 919 | | 956 | | 1,156 | |
| South America..... | 48,260 | 0.1 | 30,055 | 0.2 | 18,205 | 0.1 | 7,779 | | 6,615 | 0.1 | 3,811 | 0.1 |
| All other: | | | | | | | | | | | | |
| Africa..... | 13,469 | | 7,866 | 0.1 | 5,603 | | 2,001 | | 2,228 | | 1,374 | |
| Australia..... | 30,849 | 0.1 | 12,720 | 0.1 | 18,129 | 0.1 | 6,294 | | 6,707 | 0.1 | 5,128 | 0.2 |
| Azores..... | 91,714 | 0.2 | 35,427 | 0.3 | 56,287 | 0.2 | 43,308 | 0.3 | 10,165 | 0.2 | 2,814 | 0.1 |
| Other Atlantic Islands..... | 9,711 | | 4,052 | | 5,659 | | 3,362 | | 1,527 | | 770 | |
| Pacific Islands..... | 8,648 | | 4,364 | | 4,284 | | 917 | | 1,847 | | 1,620 | 0.1 |
| Country not specified..... | 3,171 | | 1,485 | | 1,686 | | 1,134 | | 395 | | 157 | |
| Born at sea..... | 10,270 | | 4,958 | | 5,312 | | 2,585 | | 1,708 | | 1,019 | |

POPULATION

TABLE 6.—COUNTRY OF ORIGIN OF THE FOREIGN WHITE STOCK IN THE URBAN, RURAL-FARM, AND RURAL-NONFARM POPULATION, BY NATIVITY AND PARENTAGE, FOR THE UNITED STATES: 1930

[Per cent not shown where less than 0.1]

| COUNTRY OF ORIGIN | FOREIGN WHITE STOCK | | | | FOREIGN-BORN WHITE | | | | NATIVE WHITE—FOREIGN OR MIXED PARENTAGE | | | | | | FOREIGN WHITE STOCK | | | | FOREIGN-BORN WHITE | | | | NATIVE WHITE—FOREIGN OR MIXED PARENTAGE | | | | | | | | | | | |
|----------------------------------|---------------------|-------|------------|-------|--------------------|-------|------------|-----------|---|-----------|----------------------|----------------|----------------|-----------|---------------------|-----------|-----------|---------|--------------------|----------|-------|-------|---|----------------------|----------------|----------------|--------|-------|----------|-------|--------|-------|----------|-------|
| | Number | | Per cent | | Number | | Per cent | | Total | | Both parents foreign | Father foreign | Mother foreign | Number | | Per cent | | Number | | Per cent | | Total | | Both parents foreign | Father foreign | Mother foreign | Number | | Per cent | | Number | | Per cent | |
| | Urban | Rural | Urban | Rural | Urban | Rural | Urban | Rural | Urban | Rural | | | | Urban | Rural | Urban | Rural | Urban | Rural | Urban | Rural | Urban | Rural | | | | Urban | Rural | Urban | Rural | Urban | Rural | Urban | Rural |
| All countries.. | 29,339,373 | 100.0 | 10,728,859 | 100.0 | 18,612,514 | 100.0 | 12,959,016 | 3,643,855 | 2,009,644 | 9,388,220 | 100.0 | 2,630,648 | 100.0 | 6,748,872 | 100.0 | 4,040,208 | 1,815,075 | 892,781 | | | | | | | | | | | | | | | | |
| Europe: | | | | | | | | | | | | | | | | | | | | | | | | | | | | | | | | | | |
| England..... | 1,855,813 | 6.3 | 611,200 | 6.0 | 1,244,613 | 6.6 | 543,619 | 405,512 | 265,482 | 666,448 | 7.1 | 167,472 | 6.3 | 498,976 | 7.4 | 106,447 | 102,510 | 110,019 | | | | | | | | | | | | | | | | |
| Scotland..... | 694,187 | 2.4 | 295,541 | 2.8 | 398,646 | 2.1 | 210,051 | 114,029 | 74,565 | 205,404 | 2.2 | 58,782 | 2.2 | 146,622 | 2.2 | 66,432 | 50,644 | 29,546 | | | | | | | | | | | | | | | | |
| Wales..... | 170,230 | 0.6 | 45,908 | 0.4 | 124,322 | 0.7 | 62,849 | 38,031 | 22,782 | 60,437 | 0.7 | 14,237 | 0.5 | 52,200 | 0.8 | 24,301 | 18,013 | 9,326 | | | | | | | | | | | | | | | | |
| Northern Ire- land..... | 558,123 | 1.9 | 150,782 | 1.4 | 407,341 | 2.2 | 254,540 | 84,831 | 67,970 | 137,876 | 1.5 | 28,050 | 1.1 | 109,826 | 1.6 | 57,112 | 32,000 | 20,114 | | | | | | | | | | | | | | | | |
| Irish Free State..... | 2,044,163 | 9.0 | 671,727 | 6.3 | 1,372,436 | 7.3 | 1,338,618 | 330,279 | 297,529 | 442,309 | 4.7 | 78,083 | 2.8 | 369,286 | 5.5 | 215,142 | 96,171 | 69,973 | | | | | | | | | | | | | | | | |
| Norway..... | 520,081 | 1.8 | 194,930 | 1.8 | 331,151 | 1.8 | 219,750 | 70,416 | 40,979 | 574,017 | 6.1 | 152,218 | 5.8 | 421,161 | 6.2 | 256,013 | 109,000 | 55,122 | | | | | | | | | | | | | | | | |
| Sweden..... | 1,010,125 | 3.4 | 408,032 | 3.8 | 602,093 | 3.2 | 498,615 | 103,487 | 59,991 | 552,578 | 5.9 | 187,218 | 7.1 | 365,360 | 5.4 | 237,908 | 87,590 | 99,602 | | | | | | | | | | | | | | | | |
| Denmark..... | 290,992 | 1.0 | 107,127 | 1.0 | 183,865 | 1.0 | 118,948 | 45,704 | 10,213 | 178,302 | 1.9 | 72,347 | 2.7 | 105,955 | 1.6 | 100,204 | 47,888 | 17,711 | | | | | | | | | | | | | | | | |
| Netherlands..... | 285,094 | 0.8 | 80,460 | 0.8 | 155,129 | 0.8 | 96,220 | 39,622 | 0,366 | 155,066 | 1.7 | 52,667 | 2.0 | 125,395 | 1.9 | 74,107 | 35,108 | 16,330 | | | | | | | | | | | | | | | | |
| Belgium..... | 98,025 | 0.3 | 47,186 | 0.4 | 50,839 | 0.3 | 32,623 | 12,201 | 0,165 | 44,824 | 0.5 | 17,058 | 0.6 | 32,008 | 0.5 | 19,961 | 4,807 | 1,202 | | | | | | | | | | | | | | | | |
| Luxemburg..... | 19,264 | 0.1 | 5,693 | 0.1 | 13,571 | 0.1 | 8,422 | 3,866 | 1,283 | 15,605 | 0.2 | 3,855 | 0.1 | 12,260 | 0.2 | 6,741 | 4,807 | 1,202 | | | | | | | | | | | | | | | | |
| Switzerland..... | 214,416 | 0.7 | 67,918 | 0.6 | 146,498 | 0.8 | 85,641 | 48,430 | 10,427 | 159,587 | 1.7 | 45,092 | 1.7 | 114,495 | 1.7 | 62,614 | 37,165 | 14,710 | | | | | | | | | | | | | | | | |
| France..... | 346,928 | 1.2 | 104,865 | 1.0 | 242,063 | 1.3 | 131,210 | 74,919 | 35,934 | 124,677 | 1.3 | 30,367 | 1.2 | 94,310 | 1.4 | 46,823 | 33,950 | 13,637 | | | | | | | | | | | | | | | | |
| Germany..... | 4,012,270 | 15.7 | 1,176,950 | 11.0 | 3,435,320 | 18.5 | 2,199,197 | 854,135 | 381,907 | 2,280,824 | 24.1 | 431,864 | 16.4 | 828,060 | 27.1 | 1,055,421 | 544,452 | 229,087 | | | | | | | | | | | | | | | | |
| Poland..... | 2,820,200 | 9.6 | 1,096,114 | 10.2 | 1,724,086 | 9.3 | 1,489,059 | 177,014 | 56,213 | 2,612,998 | 5.0 | 172,489 | 6.5 | 349,529 | 5.2 | 261,321 | 45,697 | 12,511 | | | | | | | | | | | | | | | | |
| Czechoslovakia..... | 275,219 | 3.2 | 98,261 | 3.2 | 176,958 | 3.1 | 147,006 | 69,832 | 35,130 | 186,836 | 2.0 | 43,377 | 1.6 | 143,459 | 2.1 | 73,385 | 59,531 | 24,584 | | | | | | | | | | | | | | | | |
| Austria..... | 771,515 | 2.6 | 308,482 | 2.9 | 463,033 | 2.5 | 370,046 | 62,070 | 30,017 | 433,133 | 4.6 | 128,432 | 4.8 | 304,701 | 4.5 | 185,181 | 22,373 | 10,107 | | | | | | | | | | | | | | | | |
| Hungary..... | 482,023 | 1.6 | 228,642 | 2.1 | 253,381 | 1.4 | 218,644 | 22,362 | 12,356 | 108,745 | 1.2 | 45,808 | 1.7 | 62,937 | 0.9 | 64,090 | 5,996 | 2,881 | | | | | | | | | | | | | | | | |
| Yugoslavia..... | 327,972 | 1.1 | 154,501 | 1.4 | 173,471 | 0.9 | 159,959 | 10,624 | 2,888 | 141,423 | 1.5 | 56,915 | 2.2 | 84,508 | 1.3 | 73,516 | 9,704 | 1,288 | | | | | | | | | | | | | | | | |
| Russia..... | 2,314,788 | 7.9 | 1,041,173 | 9.7 | 1,273,615 | 6.8 | 1,094,880 | 127,982 | 50,773 | 355,050 | 3.8 | 112,451 | 4.3 | 242,599 | 3.6 | 182,600 | 41,777 | 18,226 | | | | | | | | | | | | | | | | |
| Latvia..... | 34,493 | 0.1 | 18,744 | 0.2 | 15,749 | 0.1 | 13,305 | 1,875 | 569 | 8,598 | 0.1 | 1,929 | 0.1 | 1,669 | 0.0 | 1,340 | 257 | 72 | | | | | | | | | | | | | | | | |
| Lithuania..... | 378,533 | 1.3 | 168,090 | 1.6 | 210,443 | 1.1 | 190,287 | 10,389 | 3,787 | 60,662 | 0.6 | 25,516 | 1.0 | 35,146 | 0.5 | 31,205 | 3,264 | 687 | | | | | | | | | | | | | | | | |
| Finland..... | 167,277 | 0.6 | 79,867 | 0.7 | 87,410 | 0.5 | 73,785 | 7,008 | 5,747 | 163,250 | 1.6 | 62,611 | 2.4 | 100,648 | 1.3 | 74,797 | 10,857 | 4,954 | | | | | | | | | | | | | | | | |
| Rumania..... | 267,858 | 0.9 | 131,465 | 1.2 | 136,393 | 0.7 | 109,036 | 12,241 | 5,116 | 35,595 | 0.4 | 14,928 | 0.6 | 20,667 | 0.3 | 16,443 | 3,110 | 1,114 | | | | | | | | | | | | | | | | |
| Bulgaria..... | 11,421 | 0.0 | 7,340 | 0.1 | 4,075 | 0.0 | 2,600 | 1,385 | 90 | 3,508 | 0.0 | 2,063 | 0.1 | 1,455 | 0.0 | 659 | 762 | 37 | | | | | | | | | | | | | | | | |
| Turkey in Eu- rope..... | 3,500 | 0.0 | 2,168 | 0.0 | 1,342 | 0.0 | 1,182 | 174 | 36 | 176 | 0.0 | 99 | 0.0 | 77 | 0.0 | 42 | 31 | 4 | | | | | | | | | | | | | | | | |
| Greece..... | 276,015 | 0.9 | 169,376 | 1.5 | 117,539 | 0.6 | 94,612 | 22,628 | 499 | 26,836 | 0.3 | 15,150 | 0.6 | 11,686 | 0.2 | 7,156 | 4,453 | 77 | | | | | | | | | | | | | | | | |
| Italy..... | 3,980,695 | 13.6 | 1,573,033 | 14.7 | 2,407,592 | 12.9 | 2,022,877 | 337,574 | 47,141 | 506,282 | 6.0 | 217,421 | 8.2 | 348,861 | 5.2 | 283,138 | 58,756 | 6,973 | | | | | | | | | | | | | | | | |
| Spain..... | 86,050 | 0.3 | 46,181 | 0.4 | 39,869 | 0.2 | 27,060 | 9,074 | 2,836 | 24,557 | 0.3 | 12,121 | 0.5 | 12,436 | 0.2 | 6,020 | 2,672 | 744 | | | | | | | | | | | | | | | | |
| Portugal..... | 120,171 | 0.4 | 62,141 | 0.5 | 68,030 | 0.4 | 53,472 | 11,189 | 3,368 | 47,720 | 0.5 | 17,833 | 0.7 | 29,877 | 0.4 | 21,729 | 6,731 | 1,427 | | | | | | | | | | | | | | | | |
| Other Europe.. | 64,480 | 0.2 | 26,009 | 0.2 | 38,471 | 0.2 | 29,870 | 5,950 | 2,591 | 18,303 | 0.2 | 5,310 | 0.2 | 13,053 | 0.2 | 9,273 | 2,498 | 1,282 | | | | | | | | | | | | | | | | |
| Asia: | | | | | | | | | | | | | | | | | | | | | | | | | | | | | | | | | | |
| Syria..... | 122,127 | 0.4 | 51,482 | 0.5 | 70,645 | 0.4 | 61,688 | 7,768 | 1,189 | 15,449 | 0.2 | 5,745 | 0.2 | 9,704 | 0.1 | 7,346 | 2,204 | 154 | | | | | | | | | | | | | | | | |
| Turkey in Asia..... | 71,089 | 0.2 | 43,272 | 0.4 | 27,817 | 0.1 | 24,626 | 2,738 | 468 | 6,194 | 0.1 | 3,379 | 0.1 | 2,815 | 0.0 | 2,151 | 562 | 102 | | | | | | | | | | | | | | | | |
| Other Asia..... | 83,460 | 0.3 | 48,135 | 0.4 | 35,325 | 0.2 | 27,803 | 5,377 | 2,146 | 11,608 | 0.1 | 5,567 | 0.2 | 6,041 | 0.1 | 4,081 | 1,376 | 584 | | | | | | | | | | | | | | | | |
| America: | | | | | | | | | | | | | | | | | | | | | | | | | | | | | | | | | | |
| Canada— | | | | | | | | | | | | | | | | | | | | | | | | | | | | | | | | | | |
| French..... | 847,518 | 2.9 | 292,564 | 2.7 | 554,954 | 3.0 | 304,397 | 141,500 | 108,907 | 258,641 | 2.8 | 78,288 | 3.0 | 180,353 | 2.7 | 84,734 | 50,952 | 33,667 | | | | | | | | | | | | | | | | |
| Canada—Other..... | 1,603,023 | 5.5 | 696,174 | 6.5 | 906,849 | 4.9 | 301,618 | 313,128 | 292,203 | 628,163 | 6.7 | 211,895 | 8.0 | 416,768 | 6.2 | 115,152 | 166,541 | 185,075 | | | | | | | | | | | | | | | | |
| Newfoundland..... | 41,762 | 0.1 | 22,021 | 0.2 | 19,741 | 0.1 | 11,897 | 3,471 | 4,373 | 3,971 | 0.0 | 1,950 | 0.1 | 2,021 | 0.0 | 897 | 534 | 590 | | | | | | | | | | | | | | | | |
| West Indies..... | 67,818 | 0.2 | 29,088 | 0.3 | 28,730 | 0.2 | 13,400 | 9,728 | 5,542 | 5,830 | 0.1 | 2,338 | 0.1 | 3,492 | 0.1 | 980 | 1,525 | 987 | | | | | | | | | | | | | | | | |
| Mexico..... | 45,090 | 0.2 | 18,596 | 0.2 | 26,494 | 0.1 | 10,037 | 7,237 | 0,220 | 20,878 | 0.2 | 5,147 | 0.2 | 15,731 | 0.2 | 6,030 | 5,038 | 4,063 | | | | | | | | | | | | | | | | |
| Central and South Amer- ica..... | 51,036 | 0.2 | 33,803 | 0.3 | 17,233 | 0.1 | 7,201 | 6,172 | 3,770 | 7,709 | 0.1 | 3,706 | 0.1 | 4,003 | 0.1 | 1,407 | 1,399 | 1,197 | | | | | | | | | | | | | | | | |
| All other..... | 117,160 | 0.4 | 51,770 | 0.5 | 65,390 | 0.4 | 40,764 | 16,028 | 8,998 | 50,672 | 0.5 | 19,102 | 0.7 | 31,570 | 0.5 | 18,837 | 8,949 | 3,784 | | | | | | | | | | | | | | | | |
| RURAL-FARM | | | | | | | | | | | | | | | | | | | | | | | | | | | | | | | | | | |
| All countries.. | 4,389,452 | 100.0 | 1,084,087 | 100.0 | 3,305,365 | 100.0 | 1,953,554 | 925,508 | 426,303 | 4,998,788 | 100.0 | 1,555,481 | 100.0 | 3,443,307 | 100.0 | 2,086,652 | 890,107 | 466,488 | | | | | | | | | | | | | | | | |
| Europe: | | | | | | | | | | | | | | | | | | | | | | | | | | | | | | | | | | |
| England..... | 229,237 | 5.2 | 44,106 | 4.1 | 185,131 | 5.6 | 68,092 | 76,306 | 40,133 | 437,211 | 8.7 | 123,366 | 7.9 | 313,845 | 9.1 | 127,755 | 116,204 | 69,886 | | | | | | | | | | | | | | | | |
| Scotland..... | 63,758 | 1.5 | 13,871 | 1.3 | 49,887 | 1.5 | 21,893 | 18,377 | 9,617 | 141,460 | 2.8 | 44,911 | 2.9 | 96,735 | 2.8 | 44,839 | 32,207 | 19,629 | | | | | | | | | | | | | | | | |
| Wales..... | 22,098 | 0.5 | 4,008 | 0.4 | 18,090 | 0.5 | 8,276 | 6,001 | 3,244 | 44,359 | 0.9 | 10,229 | 0.7 | 34,110 | 1.0 | 16,580 | 11,412 | 6,112 | | | | | | | | | | | | | | | | |
| North Ireland..... | 49,072 | 1.1 | 8,207 | 0.8 | 40,865 | 1.2 | 20,544 | 18,675 | 6,646 | 89,804 | 1.8 | 19,843 | 1.3 | 68,961 | 2.0 | 36,508 | 18,926 | 13,408 | | | | | | | | | | | | | | | | |
| Irish Free State..... | 150,107 | 3.4 | 17,008 | 1.6 | 133,099 | 4.0 | 73,762 | 40,382 | 18,955 | 205,262 | 4.1 | 61,631 | 4.0 | 236,187 | 6.9 | 139,330 | 56,789 | 41,018 | | | | | | | | | | | | | | | | |
| Norway..... | 368,727 | 8.4 | 91,386 | 8.4 | 277,342 | 8.4 | 108,814 | 72,421 | 30,107 | 295,290 | 5.9 | 85,626 | 5.5 | 145,769 | 4.2 | 85,099 | 39,045 | 19,015 | | | | | | | | | | | | | | | | |
| Sweden..... | 313,810 | 7.1 | 98,589 | 9.1 | 215,221 | 6.5 | 140,227 | 62,669 | 22,041 | 94,774 | 1.9 | 30,702 | 2.0 | 150,139 | 4.4 | 97,081 | 34,507 | 17,861 | | | | | | | | | | | | | | | | |
| Denmark..... | 143,970 | 3.3 | 41,555 | 3.8 | 101,821 | 3.1 | 62,785 | 29,079 | | | | | | | | | | | | | | | | | | | | | | | | | | |

COUNTRY OF ORIGIN OF THE FOREIGN WHITE STOCK

TABLE 6.—COUNTRY OF ORIGIN OF THE FOREIGN WHITE STOCK IN THE URBAN, RURAL-FARM, AND RURAL-NONFARM POPULATION, BY NATIVITY AND PARENTAGE, FOR THE UNITED STATES: 1930—Continued

| COUNTRY OF ORIGIN | FOREIGN WHITE STOCK | | FOREIGN-BORN WHITE | | NATIVE WHITE—FOREIGN OR MIXED PARENTAGE | | | | | FOREIGN WHITE STOCK | | FOREIGN-BORN WHITE | | NATIVE WHITE—FOREIGN OR MIXED PARENTAGE | | | | | |
|--------------------------------|----------------------|----------|--------------------|----------|---|----------|----------------------|----------------|----------------|-------------------------|----------|--------------------|----------|---|----------|----------------------|----------------|----------------|--------|
| | Number | Per cent | Number | Per cent | Total | | Both parents foreign | Father foreign | Mother foreign | Number | Per cent | Number | Per cent | Total | | Both parents foreign | Father foreign | Mother foreign | |
| | | | | | Number | Per cent | | | | | | | | Number | Per cent | | | | Number |
| | RURAL-FARM—Continued | | | | | | | | | RURAL-NONFARM—Continued | | | | | | | | | |
| Asia: | | | | | | | | | | | | | | | | | | | |
| Syria..... | 3,166 | 0.1 | 1,081 | 0.1 | 2,085 | 0.1 | 1,502 | 552 | 31 | 12,288 | 0.2 | 4,664 | 0.3 | 7,619 | 0.2 | 5,844 | 1,652 | 123 | |
| Turkey in Asia..... | 2,893 | 0.1 | 1,445 | 0.1 | 1,448 | 0.1 | 1,224 | 193 | 31 | 3,301 | 0.1 | 1,934 | 0.1 | 1,367 | 0.1 | 927 | 369 | 71 | |
| Other Asia..... | 5,821 | 0.1 | 2,500 | 0.2 | 3,261 | 0.1 | 2,527 | 494 | 240 | 5,787 | 0.1 | 3,007 | 0.2 | 2,780 | 0.1 | 1,554 | 882 | 844 | |
| America: | | | | | | | | | | | | | | | | | | | |
| Canada—French..... | 79,733 | 1.8 | 22,608 | 2.1 | 57,005 | 1.7 | 25,272 | 19,575 | 12,218 | 178,008 | 3.0 | 55,620 | 3.0 | 123,288 | 3.0 | 59,462 | 37,377 | 26,449 | |
| Canada—Other..... | 251,204 | 5.7 | 77,069 | 7.1 | 174,135 | 5.3 | 48,005 | 71,236 | 54,894 | 376,959 | 7.0 | 134,326 | 8.0 | 242,633 | 7.0 | 67,147 | 95,305 | 80,181 | |
| Newfoundland..... | 554 | 0.0 | 228 | 0.0 | 326 | 0.0 | 111 | 88 | 127 | 3,417 | 0.1 | 1,722 | 0.1 | 1,695 | 0.1 | 789 | 440 | 463 | |
| West Indies..... | 1,120 | 0.0 | 380 | 0.0 | 740 | 0.0 | 171 | 312 | 257 | 4,710 | 0.1 | 1,958 | 0.1 | 2,752 | 0.1 | 809 | 1,213 | 730 | |
| Mexico..... | 8,550 | 0.2 | 1,048 | 0.2 | 9,902 | 0.2 | 2,921 | 2,131 | 1,850 | 12,328 | 0.2 | 3,499 | 0.2 | 8,829 | 0.3 | 3,109 | 2,907 | 2,813 | |
| Central and South America..... | 2,558 | 0.1 | 1,104 | 0.1 | 1,454 | 0.0 | 544 | 488 | 422 | 5,151 | 0.1 | 2,602 | 0.2 | 2,549 | 0.1 | 863 | 911 | 775 | |
| All other..... | 29,188 | 0.7 | 10,900 | 1.0 | 18,238 | 0.0 | 11,733 | 4,859 | 1,040 | 21,534 | 0.4 | 8,202 | 0.5 | 13,332 | 0.4 | 7,104 | 4,000 | 2,138 | |

POPULATION

TABLE 7.—COUNTRY OF ORIGIN OF THE FOREIGN WHITE STOCK, BY DIVISIONS AND STATES: 1930

| DIVISION AND STATE | All countries | England | Scotland | Wales | North- ern Ireland | Irish Free State | Norway | Sweden | Den- mark | Ice- land | Nether- lands | Bel- gium | Lux- em- burg | Swit- zer- land | France | Germany | Poland |
|-----------------------|---------------|-----------|----------|---------|--------------------------|------------------------|-----------|-----------|--------------|--------------|------------------|--------------|---------------------|-----------------------|---------|-----------|-----------|
| United States | 38,727,593 | 2,522,261 | 899,591 | 236,667 | 695,999 | 3,086,522 | 1,100,098 | 1,562,703 | 629,142 | 7,413 | 413,966 | 147,091 | 34,869 | 374,003 | 471,605 | 6,873,103 | 3,342,198 |
| GEOG. DIVS.: | | | | | | | | | | | | | | | | | |
| New England | 4,898,031 | 355,071 | 127,784 | 8,588 | 114,335 | 725,374 | 20,032 | 147,020 | 10,283 | 132 | 6,888 | 7,043 | 194 | 9,508 | 30,040 | 166,024 | 362,285 |
| Mid. Atlantic | 13,722,206 | 795,413 | 304,356 | 96,311 | 324,471 | 1,293,425 | 99,174 | 198,122 | 59,095 | 316 | 80,719 | 25,618 | 1,980 | 78,959 | 145,756 | 1,864,076 | 1,557,700 |
| E. N. Central | 9,777,088 | 546,585 | 201,640 | 57,152 | 105,233 | 481,256 | 247,160 | 420,553 | 118,855 | 579 | 192,809 | 76,670 | 14,302 | 108,607 | 109,527 | 2,461,523 | 1,157,845 |
| W. N. Central | 4,326,004 | 195,223 | 63,842 | 21,249 | 46,295 | 204,552 | 618,617 | 473,252 | 168,505 | 3,452 | 76,442 | 17,395 | 14,305 | 57,586 | 43,710 | 1,282,964 | 106,971 |
| South Atlantic | 936,916 | 85,159 | 29,559 | 7,252 | 18,691 | 72,684 | 6,723 | 13,309 | 6,120 | 59 | 4,565 | 2,987 | 257 | 7,607 | 13,942 | 188,327 | 72,443 |
| E. S. Central | 2,522,669 | 22,669 | 8,490 | 2,020 | 5,233 | 27,394 | 1,514 | 3,912 | 1,701 | 14 | 1,458 | 583 | 60 | 7,000 | 8,746 | 84,716 | 6,187 |
| W. S. Central | 746,701 | 54,444 | 16,108 | 3,250 | 9,605 | 30,780 | 8,195 | 20,414 | 8,503 | 31 | 3,982 | 3,109 | 363 | 12,342 | 32,922 | 234,912 | 20,952 |
| Mountain | 1,003,331 | 152,043 | 42,830 | 17,213 | 15,689 | 55,060 | 51,485 | 77,907 | 55,551 | 580 | 14,159 | 3,507 | 890 | 20,450 | 15,137 | 136,470 | 12,614 |
| Pacific | 3,064,639 | 315,654 | 105,473 | 23,632 | 60,417 | 186,967 | 147,198 | 207,224 | 91,529 | 2,250 | 33,444 | 11,119 | 2,528 | 71,914 | 71,825 | 454,085 | 45,201 |
| NEW ENGLAND: | | | | | | | | | | | | | | | | | |
| Maine | 279,940 | 13,649 | 5,379 | 460 | 3,632 | 15,391 | 1,356 | 5,010 | 2,334 | 4 | 157 | 106 | 8 | 185 | 918 | 2,900 | 3,932 |
| N. Hampshire | 224,912 | 11,926 | 4,920 | 252 | 3,810 | 19,202 | 909 | 3,799 | 495 | 2 | 322 | 851 | 2 | 234 | 919 | 4,423 | 10,506 |
| Vermont | 124,875 | 6,563 | 4,157 | 1,352 | 2,316 | 10,131 | 310 | 2,514 | 355 | 1 | 110 | 51 | 6 | 350 | 693 | 2,288 | 4,590 |
| Massachusetts | 2,763,142 | 202,417 | 75,680 | 4,062 | 67,080 | 498,907 | 12,177 | 81,106 | 7,879 | 107 | 4,547 | 3,451 | 89 | 3,392 | 15,372 | 70,042 | 187,063 |
| Rhode Island | 466,053 | 58,971 | 15,041 | 679 | 14,296 | 54,911 | 1,294 | 14,117 | 691 | 3 | 351 | 1,576 | 23 | 500 | 3,964 | 10,090 | 22,381 |
| Connecticut | 1,039,100 | 61,545 | 22,727 | 1,783 | 23,151 | 128,742 | 3,896 | 41,374 | 7,529 | 15 | 1,401 | 1,008 | 66 | 4,700 | 8,174 | 76,281 | 133,813 |
| MID. ATLANTIC: | | | | | | | | | | | | | | | | | |
| New York | 7,076,347 | 382,933 | 137,797 | 22,131 | 134,319 | 813,233 | 76,522 | 121,503 | 35,379 | 188 | 38,862 | 10,907 | 1,170 | 39,021 | 81,400 | 1,031,775 | 778,951 |
| New Jersey | 2,257,681 | 140,774 | 70,285 | 5,613 | 55,707 | 194,804 | 16,070 | 29,849 | 16,045 | 115 | 37,463 | 5,643 | 292 | 20,673 | 28,623 | 345,060 | 262,708 |
| Pennsylvania | 3,788,178 | 202,706 | 68,567 | 134,445 | 285,398 | 6,582 | 46,770 | 7,871 | 13 | 4,394 | 9,068 | 518 | 19,295 | 35,673 | 487,241 | 616,041 | |
| E. N. CENTRAL: | | | | | | | | | | | | | | | | | |
| Ohio | 2,005,825 | 166,330 | 45,203 | 29,111 | 27,040 | 104,422 | 4,713 | 19,864 | 6,346 | 17 | 8,122 | 4,615 | 578 | 34,861 | 31,285 | 508,014 | 175,608 |
| Indiana | 510,302 | 31,549 | 11,852 | 3,562 | 6,617 | 30,821 | 2,847 | 13,823 | 3,227 | 18 | 7,278 | 6,982 | 244 | 9,895 | 12,234 | 184,520 | 51,016 |
| Illinois | 3,497,371 | 168,877 | 66,323 | 11,010 | 40,013 | 244,959 | 80,730 | 261,874 | 47,852 | 279 | 44,084 | 24,298 | 9,040 | 26,045 | 39,062 | 794,626 | 470,832 |
| Michigan | 2,236,133 | 165,848 | 65,990 | 6,024 | 23,065 | 60,637 | 23,117 | 68,577 | 20,507 | 86 | 106,426 | 26,818 | 1,243 | 11,066 | 18,085 | 365,263 | 320,534 |
| Wisconsin | 1,477,367 | 83,981 | 12,272 | 6,545 | 8,498 | 40,417 | 135,953 | 65,915 | 40,923 | 179 | 25,499 | 12,957 | 3,197 | 26,740 | 8,861 | 608,200 | 139,255 |
| W. N. CENTRAL: | | | | | | | | | | | | | | | | | |
| Minnesota | 1,424,657 | 84,565 | 13,038 | 3,281 | 8,802 | 43,493 | 267,012 | 270,773 | 46,220 | 900 | 17,162 | 5,484 | 5,127 | 10,292 | 7,248 | 327,785 | 48,911 |
| Iowa | 750,844 | 49,179 | 15,517 | 6,396 | 12,647 | 47,192 | 57,126 | 57,365 | 47,501 | 30 | 36,319 | 2,983 | 4,460 | 10,899 | 8,613 | 287,668 | 4,593 |
| Missouri | 622,549 | 38,852 | 11,382 | 3,306 | 9,463 | 57,178 | 2,434 | 13,371 | 5,332 | 29 | 3,506 | 2,640 | 212 | 16,384 | 14,616 | 262,925 | 21,170 |
| North Dakota | 414,621 | 7,249 | 3,034 | 587 | 1,753 | 6,334 | 124,522 | 20,893 | 10,524 | 2,269 | 2,659 | 857 | 897 | 1,877 | 1,281 | 54,545 | 7,661 |
| South Dakota | 294,075 | 11,669 | 3,245 | 1,520 | 2,481 | 9,209 | 55,712 | 23,563 | 18,214 | 60 | 10,829 | 849 | 1,789 | 2,717 | 1,581 | 74,337 | 2,656 |
| Nebraska | 479,853 | 23,384 | 6,862 | 2,278 | 5,131 | 21,054 | 7,401 | 50,087 | 33,798 | 62 | 3,290 | 1,430 | 1,130 | 6,495 | 3,633 | 168,329 | 16,179 |
| Kansas | 339,405 | 30,925 | 9,664 | 3,881 | 6,018 | 20,092 | 3,450 | 28,200 | 6,910 | 12 | 2,668 | 3,152 | 690 | 8,922 | 6,733 | 107,380 | 5,811 |
| S. ATLANTIC: | | | | | | | | | | | | | | | | | |
| Delaware | 50,670 | 4,190 | 1,380 | 214 | 3,473 | 6,175 | 223 | 718 | 205 | 1 | 133 | 52 | | 213 | 543 | 5,500 | 8,989 |
| Maryland | 314,374 | 17,495 | 7,035 | 2,029 | 4,792 | 23,508 | 1,493 | 2,038 | 1,194 | 22 | 1,043 | 314 | 54 | 1,500 | 2,378 | 94,892 | 35,845 |
| Dist. Columbia | 91,487 | 9,398 | 2,870 | 536 | 2,479 | 14,806 | 761 | 1,358 | 610 | 12 | 464 | 178 | 28 | 948 | 1,799 | 15,779 | 3,356 |
| Virginia | 77,702 | 10,865 | 4,020 | 537 | 1,305 | 6,132 | 894 | 1,359 | 835 | 13 | 660 | 175 | 19 | 689 | 1,485 | 12,959 | 3,005 |
| West Virginia | 152,390 | 11,910 | 4,316 | 2,312 | 1,803 | 7,310 | 194 | 924 | 270 | 1 | 249 | 1,480 | 31 | 1,819 | 1,476 | 10,804 | 14,857 |
| N. Carolina | 26,385 | 4,185 | 1,652 | 153 | 401 | 1,496 | 266 | 515 | 212 | 1 | 380 | 78 | 7 | 293 | 579 | 4,122 | 788 |
| S. Carolina | 18,601 | 1,872 | 795 | 63 | 605 | 1,596 | 141 | 364 | 143 | | 63 | 124 | 9 | 89 | 378 | 4,398 | 1,156 |
| Georgia | 44,475 | 5,015 | 1,987 | 326 | 926 | 4,417 | 411 | 835 | 348 | | 246 | 113 | 8 | 409 | 1,204 | 8,265 | 2,403 |
| Florida | 160,832 | 20,220 | 5,504 | 1,932 | 2,407 | 7,195 | 2,340 | 5,238 | 2,303 | 9 | 1,327 | 478 | 101 | 1,647 | 3,097 | 22,548 | 2,094 |
| E. S. CENTRAL: | | | | | | | | | | | | | | | | | |
| Kentucky | 118,824 | 7,406 | 2,377 | 668 | 2,134 | 15,835 | 219 | 631 | 322 | 4 | 701 | 237 | 15 | 3,977 | 4,102 | 58,573 | 2,000 |
| Tennessee | 61,236 | 5,843 | 1,799 | 639 | 1,263 | 5,669 | 297 | 875 | 431 | 6 | 280 | 72 | 13 | 1,988 | 1,346 | 11,008 | 2,087 |
| Alabama | 54,436 | 7,001 | 3,555 | 618 | 1,149 | 3,536 | 713 | 1,600 | 576 | 4 | 341 | 153 | 20 | 679 | 1,918 | 10,237 | 1,346 |
| Mississippi | 23,181 | 2,419 | 768 | 95 | 717 | 2,354 | 285 | 710 | 372 | | 136 | 118 | 12 | 355 | 1,380 | 4,898 | 745 |
| W. S. CENTRAL: | | | | | | | | | | | | | | | | | |
| Arkansas | 45,701 | 4,546 | 1,385 | 339 | 714 | 3,385 | 279 | 951 | 617 | | 421 | 246 | 27 | 1,988 | 1,621 | 16,815 | 1,189 |
| Louisiana | 145,588 | 7,046 | 1,970 | 289 | 2,266 | 9,346 | 1,082 | 1,341 | 1,016 | 4 | 659 | 1,057 | 30 | 1,271 | 17,313 | 26,745 | 1,556 |
| Oklahoma | 120,119 | 13,240 | 4,685 | 1,323 | 2,369 | 8,384 | 1,201 | 3,777 | 2,062 | 4 | 905 | 633 | 151 | 2,769 | 3,303 | 37,990 | 3,888 |
| Texas | 426,293 | 29,603 | 8,068 | 1,299 | 4,255 | 18,665 | 5,543 | 14,365 | 4,908 | 23 | 1,997 | 1,233 | 145 | 6,314 | 10,185 | 153,362 | 14,369 |
| MOUNTAIN: | | | | | | | | | | | | | | | | | |
| Montana | 233,788 | 19,815 | 8,174 | 2,292 | 4,628 | 17,040 | 29,336 | 16,226 | 8,109 | 82 | 3,752 | 1,211 | 386 | 3,032 | 2,578 | 30,377 | 3,244 |
| Idaho | 117,373 | 20,227 | 4,991 | 2,639 | 1,619 | 4,093 | 7,226 | 12,328 | 8,494 | 44 | 1,162 | 330 | 167 | 4,220 | 1,494 | 17,468 | 463 |
| Wyoming | 65,636 | 8,988 | 4,541 | 1,111 | 888 | 3,449 | 2,127 | 5,157 | 2,968 | 5 | 404 | 322 | 36 | 1,179 | 9,201 | 1,674 | 1,674 |
| Colorado | 292,011 | 28,538 | 10,443 | 4,187 | 4,987 | 18,148 | 4,415 | 23,730 | 7,412 | 24 | 2,871 | 1,008 | 202 | 4,306 | 4,682 | 50,355 | 5,711 |
| New Mexico | 20,002 | 2,812 | 1,295 | 300 | 532 | 1,705 | 431 | 885 | 372 | 2 | 273 | 114 | 21 | 510 | 924 | 4,953 | 272 |
| Arizona | 54,131 | 8,133 | 2,209 | 609 | 1,180 | 3,906 | 1,160 | 2,505 | 1,522 | 10 | 360 | 159 | 43 | 987 | 1,389 | 7,932 | 681 |
| Utah | 177,485 | 59,177 | 9,995 | 5,660 | 1,122 | 3,520 | 6,198 | 15,838 | 24,895 | 393 | 5,201 | 251 | 25 | | | | |

COUNTRY OF ORIGIN OF THE FOREIGN WHITE STOCK

273

TABLE 7.—COUNTRY OF ORIGIN OF THE FOREIGN WHITE STOCK, BY DIVISIONS AND STATES: 1930—Con.

| DIVISION AND STATE | Czecho-slovakia | Austria | Hungary | Yugo-slavia | Russia | Latvia | Es-tonia | Lithu-ania | Fin-land | Ru-mania | Bul-garia | Tur-key in Eu-rope | Greece | Al-bania | Italy | Spain | Portu-gal | Other Eu-rope | |
|------------------------|-----------------|---------|---------|-------------|-----------|--------|----------|------------|----------|----------|-----------|--------------------|---------|----------|-----------|---------|-----------|---------------|--|
| United States | 1,382,070 | 954,648 | 590,768 | 469,305 | 2,669,898 | 38,091 | 5,317 | 439,195 | 320,536 | 293,458 | 14,929 | 3,876 | 303,751 | 13,223 | 4,544,877 | 110,607 | 167,891 | 56,800 | |
| GEOG. DIVS.: | | | | | | | | | | | | | | | | | | | |
| New England... | 42,500 | 31,885 | 26,258 | 2,947 | 232,570 | 5,534 | 331 | 93,033 | 37,753 | 7,855 | 413 | 514 | 50,782 | 6,616 | 660,819 | 4,944 | 63,995 | 1,854 | |
| Mid. Atlantic... | 540,750 | 544,087 | 291,739 | 124,301 | 1,464,508 | 16,642 | 2,749 | 172,304 | 36,750 | 147,262 | 2,527 | 1,720 | 80,213 | 3,105 | 2,672,998 | 40,407 | 14,740 | 20,820 | |
| E. N. Central... | 509,303 | 207,535 | 214,656 | 219,738 | 388,036 | 7,968 | 640 | 143,324 | 111,825 | 91,072 | 7,494 | 663 | 33,791 | 2,313 | 538,062 | 8,226 | 1,388 | 17,768 | |
| W. N. Central... | 167,493 | 69,564 | 17,599 | 44,850 | 266,155 | 1,370 | 113 | 8,678 | 67,745 | 22,345 | 1,332 | 54 | 14,271 | 523 | 82,166 | 1,095 | 153 | 4,649 | |
| South Atlantic... | 22,277 | 20,424 | 15,246 | 6,565 | 88,082 | 2,849 | 203 | 12,221 | 2,197 | 5,879 | 308 | 178 | 20,632 | 161 | 103,269 | 14,143 | 834 | 2,611 | |
| E. S. Central... | 2,235 | 3,922 | 2,715 | 1,335 | 12,242 | 373 | 20 | 919 | 388 | 1,052 | 119 | 28 | 4,176 | 85 | 21,790 | 915 | 80 | 993 | |
| W. S. Central... | 57,306 | 15,737 | 3,324 | 2,681 | 31,852 | 472 | 60 | 1,353 | 676 | 2,030 | 402 | 61 | 6,122 | 28 | 70,415 | 4,710 | 400 | 3,760 | |
| Mountain... | 14,857 | 16,975 | 3,713 | 30,068 | 60,790 | 254 | 154 | 1,217 | 12,702 | 3,134 | 963 | 28 | 11,116 | 101 | 61,987 | 6,939 | 594 | 934 | |
| Pacific... | 25,352 | 43,880 | 15,518 | 36,970 | 134,044 | 2,629 | 1,041 | 5,540 | 50,500 | 13,294 | 1,281 | 437 | 20,648 | 201 | 268,863 | 28,658 | 65,707 | 3,511 | |
| NEW ENGLAND: | | | | | | | | | | | | | | | | | | | |
| Maine..... | 628 | 662 | 77 | 32 | 4,235 | 169 | 5 | 2,270 | 2,013 | 54 | 14 | 23 | 1,480 | 406 | 6,468 | 125 | 255 | 53 | |
| N. Hampshire... | 340 | 418 | 105 | 61 | 3,289 | 73 | 8 | 2,338 | 3,011 | 94 | 22 | 10 | 6,404 | 343 | 4,810 | 65 | 443 | 44 | |
| Vermont..... | 542 | 394 | 425 | 121 | 1,073 | 43 | 14 | 340 | 1,070 | 40 | 5 | ----- | 445 | 9 | 7,567 | 1,051 | 101 | 21 | |
| Massachusetts... | 7,809 | 11,148 | 2,154 | 662 | 150,173 | 4,337 | 101 | 55,775 | 20,880 | 3,536 | 204 | 355 | 33,742 | 4,557 | 322,676 | 1,845 | 58,495 | 599 | |
| Rhode Island... | 696 | 2,087 | 322 | 66 | 13,073 | 209 | 22 | 2,220 | 890 | 1,045 | 82 | 67 | 2,188 | 430 | 62,036 | 291 | 19,999 | 109 | |
| Connecticut... | 32,491 | 17,176 | 23,175 | 2,005 | 50,536 | 793 | 121 | 30,600 | 2,074 | 2,646 | 86 | 59 | 6,523 | 362 | 227,262 | 1,567 | 4,701 | 1,028 | |
| MID. ATLANTIC: | | | | | | | | | | | | | | | | | | | |
| New York..... | 124,030 | 323,523 | 138,097 | 10,176 | 1,036,319 | 10,571 | 1,995 | 40,235 | 27,247 | 102,002 | 1,493 | 1,384 | 54,575 | 1,748 | 1,552,400 | 23,234 | 7,623 | 7,907 | |
| New Jersey..... | 80,906 | 63,060 | 72,235 | 7,117 | 147,754 | 2,376 | 350 | 23,247 | 4,954 | 13,891 | 224 | 118 | 11,046 | 257 | 507,180 | 7,301 | 5,099 | 3,661 | |
| Pennsylvania... | 335,208 | 153,999 | 81,407 | 98,003 | 269,935 | 3,695 | 404 | 99,822 | 4,540 | 31,309 | 810 | 218 | 20,592 | 1,100 | 613,257 | 4,872 | 2,013 | 9,262 | |
| E. N. CENTRAL: | | | | | | | | | | | | | | | | | | | |
| Ohio..... | 184,698 | 52,022 | 102,410 | 84,895 | 74,434 | 1,358 | 128 | 16,754 | 12,800 | 36,919 | 2,537 | 154 | 10,569 | 726 | 180,452 | 2,614 | 474 | 4,547 | |
| Indiana..... | 21,503 | 7,334 | 17,672 | 14,079 | 10,871 | 268 | 18 | 4,488 | 568 | 6,221 | 704 | 19 | 6,840 | 170 | 16,536 | 929 | 130 | 1,100 | |
| Illinois..... | 199,360 | 77,634 | 41,238 | 62,171 | 180,888 | 4,546 | 201 | 92,961 | 9,623 | 24,876 | 1,638 | 152 | 35,861 | 511 | 271,489 | 2,362 | 463 | 4,705 | |
| Michigan..... | 44,602 | 34,702 | 40,434 | 33,492 | 75,656 | 1,216 | 100 | 20,489 | 74,229 | 20,381 | 2,273 | 305 | 10,175 | 733 | 98,048 | 2,149 | 239 | 6,240 | |
| Wisconsin..... | 59,150 | 34,903 | 12,872 | 25,101 | 37,837 | 580 | 109 | 8,632 | 14,590 | 2,675 | 342 | 23 | 5,340 | 167 | 32,137 | 172 | 82 | 1,166 | |
| W. N. CENTRAL: | | | | | | | | | | | | | | | | | | | |
| Minnesota..... | 41,038 | 23,343 | 4,250 | 24,914 | 28,073 | 523 | 55 | 2,837 | 60,010 | 5,754 | 451 | 7 | 3,148 | 34 | 17,115 | 132 | 25 | 877 | |
| Iowa..... | 31,139 | 5,469 | 768 | 3,714 | 10,361 | 131 | 10 | 1,816 | 198 | 530 | 319 | 2 | 3,272 | 26 | 9,747 | 79 | 18 | 515 | |
| Missouri..... | 13,161 | 19,263 | 6,700 | 5,752 | 34,797 | 320 | 15 | 1,793 | 229 | 4,513 | 276 | 26 | 4,259 | 445 | 30,315 | 1,086 | 62 | 1,622 | |
| North Dakota... | 7,529 | 4,750 | 8,000 | 881 | 87,072 | 60 | 15 | 244 | 3,331 | 8,455 | 82 | ----- | 554 | 2 | 272 | 23 | 4 | 177 | |
| South Dakota... | 10,650 | 2,519 | 743 | 565 | 37,032 | 23 | 7 | 113 | 3,100 | 1,261 | 82 | 13 | 511 | 1 | 841 | 25 | 5 | 206 | |
| Nebraska..... | 52,031 | 6,720 | 1,075 | 1,851 | 31,820 | 291 | 6 | 1,431 | 142 | 749 | 68 | 5 | 1,513 | 9 | 8,989 | 55 | 21 | 731 | |
| Kansas..... | 11,945 | 7,404 | 1,045 | 7,173 | 36,400 | 22 | 5 | 394 | 135 | 1,036 | 54 | 1 | 1,014 | 6 | 5,827 | 265 | 18 | 521 | |
| SOUTH ATLANTIC: | | | | | | | | | | | | | | | | | | | |
| Delaware..... | 355 | 1,192 | 351 | 10 | 3,488 | 44 | 11 | 217 | 85 | 220 | 2 | 7 | 604 | ----- | 10,235 | 158 | 14 | 82 | |
| Maryland..... | 9,455 | 7,216 | 2,743 | 557 | 45,700 | 1,227 | 60 | 7,443 | 621 | 1,720 | 34 | 7 | 2,805 | 10 | 23,337 | 504 | 82 | 772 | |
| Dist. Columbia... | 461 | 1,322 | 521 | 112 | 11,717 | 298 | 5 | 575 | 144 | 340 | 24 | 37 | 2,680 | 21 | 10,170 | 306 | 51 | 224 | |
| Virginia..... | 2,641 | 1,456 | 1,394 | 167 | 7,806 | 600 | 18 | 873 | 146 | 437 | 28 | 39 | 2,254 | 33 | 5,496 | 203 | 163 | 383 | |
| West Virginia... | 7,331 | 5,969 | 8,275 | 5,225 | 5,388 | 150 | 13 | 2,023 | 271 | 1,311 | 199 | 24 | 4,197 | 63 | 32,190 | 2,397 | 59 | 482 | |
| N. Carolina..... | 133 | 384 | 175 | 17 | 2,063 | 39 | 4 | 276 | 26 | 69 | 21 | 14 | 1,818 | 12 | 1,148 | 60 | 39 | 112 | |
| S. Carolina..... | 132 | 253 | 87 | 82 | 1,616 | 127 | 3 | 144 | 93 | 59 | 2 | 10 | 1,137 | 4 | 611 | 78 | 18 | 86 | |
| Georgia..... | 289 | 690 | 353 | 81 | 5,444 | 230 | 15 | 302 | 174 | 318 | 9 | 18 | 2,257 | 4 | 1,717 | 247 | 135 | 213 | |
| Florida..... | 1,430 | 1,942 | 1,347 | 304 | 4,954 | 114 | 74 | 363 | 637 | 1,405 | 79 | 22 | 2,811 | 14 | 13,315 | 10,100 | 273 | 257 | |
| E. S. CENTRAL: | | | | | | | | | | | | | | | | | | | |
| Kentucky..... | 524 | 1,443 | 1,301 | 437 | 4,057 | 73 | ----- | 405 | 56 | 465 | 47 | 16 | 851 | 27 | 4,553 | 190 | 34 | 338 | |
| Tennessee..... | 343 | 684 | 589 | 55 | 4,341 | 137 | ----- | 225 | 62 | 216 | 6 | 4 | 997 | 56 | 5,635 | 80 | 13 | 262 | |
| Alabama..... | 1,186 | 1,186 | 708 | 310 | 2,607 | 92 | 19 | 179 | 119 | 272 | 53 | 8 | 1,761 | 1 | 6,586 | 340 | 23 | 232 | |
| Mississippi..... | 182 | 609 | 117 | 533 | 1,237 | 71 | 1 | 110 | 151 | 99 | 13 | ----- | 567 | 1 | 5,016 | 290 | 10 | 161 | |
| W. S. CENTRAL: | | | | | | | | | | | | | | | | | | | |
| Arkansas..... | 1,230 | 942 | 148 | 258 | 1,083 | 20 | 2 | 103 | 31 | 85 | 61 | 8 | 572 | ----- | 2,899 | 61 | 5 | 137 | |
| Louisiana..... | 865 | 1,641 | 969 | 934 | 3,465 | 48 | 25 | 75 | 188 | 201 | 53 | 19 | 1,066 | 8 | 48,438 | 2,690 | 198 | 885 | |
| Oklahoma..... | 6,291 | 1,937 | 581 | 369 | 12,349 | 144 | ----- | 473 | 66 | 398 | 202 | 1 | 1,134 | ----- | 3,427 | 171 | 39 | 416 | |
| Texas..... | 48,920 | 11,217 | 1,626 | 1,120 | 14,455 | 264 | 33 | 792 | 391 | 1,250 | 81 | 36 | 3,350 | 20 | 21,651 | 1,788 | 153 | 2,322 | |
| MOUNTAIN: | | | | | | | | | | | | | | | | | | | |
| Montana..... | 5,078 | 4,103 | 890 | 9,278 | 13,761 | 42 | 54 | 369 | 6,051 | 1,450 | 278 | 1 | 1,220 | 28 | 6,325 | 169 | 33 | 194 | |
| Idaho..... | 1,675 | 1,033 | 213 | 913 | 3,730 | 11 | 14 | 27 | 1,898 | 285 | 45 | 2 | 704 | 1 | 2,737 | 2,128 | 45 | 76 | |
| Wyoming..... | 1,540 | 1,239 | 424 | 3,024 | 4,146 | 14 | 33 | 81 | 1,417 | 114 | 111 | 2 | 1,454 | 8 | 3,737 | 230 | 61 | 80 | |
| Colorado..... | 5,210 | 7,207 | 1,614 | 10,473 | 36,095 | 117 | 27 | 496 | 1,252 | 949 | 403 | 14 | 1,978 | 13 | 31,353 | 604 | 53 | 353 | |
| New Mexico..... | 443 | 903 | 131 | 1,278 | 688 | 6 | 6 | 41 | 74 | 32 | 25 | ----- | 494 | ----- | 3,377 | 361 | 29 | 55 | |
| Arizona..... | 486 | 913 | 201 | 1,604 | 1,264 | 26 | 15 | 120 | 633 | 137 | 25 | 3 | 594 | 17 | 2,107 | 1,043 | 71 | 91 | |
| Utah..... | 340 | 1,163 | 200 | 2,448 | 858 | 24 | 3 | 70 | 1,130 | 141 | 66 | 6 | 3,978 | 31 | 6,980 | 507 | 28 | 66 | |
| Nevada..... | 185 | 354 | 40 | 1,050 | 253 | 14 | 2 | 13 | 247 | 26 | 10 | ----- | 694 | 3 | 5,371 | 1,897 | 236 | 19 | |
| PACIFIC: | | | | | | | | | | | | | | | | | | | |
| Washington..... | 6,135 | 8,285 | 1,208 | 9,842 | 22,976 | 458 | 237 | 1,577 | 22,048 | 1,661 | 371 | 150 | 4,090 | 145 | 22,372 | 694 | 337 | 469 | |
| Oregon..... | 4,392 | 4,201 | 962 | 2,860 | 14,056 | 280 | 185 | 573 | 12,026 | 1,729 | 239 | 20 | 2,194 | 11 | 9,869 | 694 | 355 | 283 | |
| California..... | 14,825 | 31,383 | 13,348 | 24,268 | 97,012 | 1,891 | 619 | 3,396 | 16,426 | 9,904 | 671 | 258 | 20,364 | 135 | 236,622 | 26,970 | 64,985 | 2,759 | |

POPULATION

TABLE 7.—COUNTRY OF ORIGIN OF THE FOREIGN WHITE STOCK, BY DIVISIONS AND STATES: 1930—Con.

| DIVISION AND STATE | Armenia | Palestine | Syria | Turkey in Asia | Other Asia | CANADA | | Newfoundland | West Indies | Mexico | Central and South America | Africa | Australia | Atlantic Islands | Pacific Islands | Country not specified | Born at sea |
|-------------------------|---------|-----------|----------|----------------|------------|-------------|-------------|--------------|-------------|---------|---------------------------|---------|-----------|------------------|-----------------|-----------------------|-------------|
| | | | | | | French | Other | | | | | | | | | | |
| United States..... | 58, 037 | 10, 446 | 137, 576 | 77, 283 | 26, 595 | 1, 106, 159 | 2, 281, 186 | 45, 733 | 63, 648 | 65, 968 | 58, 745 | 13, 469 | 30, 849 | 101, 425 | 8, 848 | 3, 171 | 10, 270 |
| GEOGRAPHIC DIVISIONS: | | | | | | | | | | | | | | | | | |
| New England..... | 16, 678 | 718 | 20, 101 | 14, 281 | 2, 017 | 743, 219 | 602, 336 | 24, 866 | 3, 247 | 321 | 4, 672 | 1, 120 | 1, 572 | 60, 776 | 357 | 175 | 726 |
| Middle Atlantic..... | 14, 176 | 5, 720 | 41, 020 | 34, 676 | 7, 186 | 96, 621 | 328, 274 | 13, 929 | 28, 190 | 5, 537 | 28, 526 | 5, 258 | 6, 369 | 2, 590 | 1, 070 | 885 | 1, 892 |
| East North Central..... | 9, 940 | 1, 778 | 27, 721 | 13, 208 | 7, 221 | 146, 752 | 628, 005 | 3, 272 | 2, 616 | 5, 077 | 5, 521 | 1, 933 | 4, 435 | 874 | 707 | 889 | 3, 165 |
| West North Central..... | 470 | 300 | 8, 516 | 943 | 1, 202 | 51, 354 | 188, 072 | 494 | 780 | 2, 157 | 1, 058 | 587 | 1, 088 | 140 | 321 | 281 | 1, 850 |
| South Atlantic..... | 604 | 539 | 11, 250 | 2, 612 | 1, 115 | 5, 835 | 37, 053 | 633 | 23, 306 | 890 | 2, 250 | 505 | 1, 020 | 435 | 270 | 198 | 332 |
| East South Central..... | 68 | 227 | 4, 534 | 290 | 229 | 1, 261 | 8, 547 | 118 | 644 | 417 | 507 | 138 | 301 | 37 | 45 | 60 | 125 |
| West South Central..... | 104 | 393 | 9, 457 | 856 | 674 | 4, 444 | 26, 244 | 261 | 1, 810 | 21, 278 | 2, 481 | 421 | 934 | 162 | 195 | 177 | 456 |
| Mountain..... | 353 | 141 | 2, 335 | 440 | 605 | 13, 963 | 70, 573 | 302 | 411 | 9, 679 | 1, 046 | 859 | 1, 866 | 488 | 1, 120 | 113 | 422 |
| Pacific..... | 12, 644 | 624 | 5, 542 | 9, 887 | 5, 736 | 42, 710 | 341, 482 | 1, 858 | 2, 548 | 20, 612 | 12, 084 | 2, 558 | 12, 634 | 35, 925 | 4, 557 | 387 | 1, 302 |
| NEW ENGLAND: | | | | | | | | | | | | | | | | | |
| Maine..... | 266 | 15 | 1, 250 | 250 | 83 | 99, 765 | 101, 983 | 445 | 156 | 12 | 66 | 28 | 51 | 79 | 18 | 29 | 97 |
| New Hampshire..... | 308 | 5 | 1, 050 | 485 | 58 | 101, 324 | 36, 004 | 502 | 82 | 18 | 69 | 34 | 67 | 166 | 10 | 13 | 27 |
| Vermont..... | 22 | 13 | 651 | 37 | 47 | 46, 956 | 27, 067 | 180 | 34 | 19 | 80 | 30 | 40 | 19 | 5 | 5 | 27 |
| Massachusetts..... | 14, 033 | 420 | 16, 889 | 10, 360 | 994 | 336, 871 | 337, 929 | 21, 847 | 1, 846 | 178 | 2, 680 | 715 | 904 | 50, 401 | 225 | 95 | 387 |
| Rhode Island..... | 3, 591 | 47 | 2, 743 | 1, 842 | 217 | 91, 173 | 19, 378 | 611 | 369 | 23 | 709 | 108 | 163 | 9, 574 | 39 | 7 | 61 |
| Connecticut..... | 1, 458 | 218 | 3, 512 | 1, 307 | 1, 218 | 67, 130 | 29, 885 | 1, 281 | 760 | 71 | 1, 088 | 205 | 347 | 537 | 60 | 26 | 127 |
| MIDDLE ATLANTIC: | | | | | | | | | | | | | | | | | |
| New York..... | 7, 082 | 4, 594 | 21, 381 | 27, 267 | 4, 778 | 83, 057 | 257, 587 | 10, 354 | 22, 687 | 4, 003 | 21, 575 | 3, 916 | 3, 326 | 1, 733 | 696 | 495 | 971 |
| New Jersey..... | 3, 469 | 539 | 5, 564 | 3, 973 | 1, 162 | 7, 423 | 32, 925 | 1, 935 | 3, 356 | 541 | 4, 027 | 796 | 1, 147 | 601 | 215 | 109 | 394 |
| Pennsylvania..... | 2, 725 | 598 | 14, 675 | 3, 436 | 1, 246 | 6, 141 | 37, 702 | 1, 640 | 2, 147 | 993 | 2, 924 | 546 | 1, 926 | 256 | 159 | 281 | 627 |
| EAST NORTH CENTRAL: | | | | | | | | | | | | | | | | | |
| Ohio..... | 777 | 462 | 10, 145 | 2, 962 | 1, 017 | 9, 428 | 60, 578 | 449 | 629 | 568 | 1, 144 | 392 | 852 | 92 | 90 | 163 | 618 |
| Indiana..... | 228 | 84 | 1, 027 | 458 | 515 | 3, 120 | 16, 134 | 138 | 118 | 352 | 267 | 73 | 280 | 21 | 54 | 79 | 203 |
| Illinois..... | 2, 827 | 782 | 2, 613 | 3, 178 | 3, 906 | 24, 250 | 97, 527 | 928 | 1, 001 | 2, 435 | 2, 389 | 776 | 1, 846 | 633 | 273 | 307 | 857 |
| Michigan..... | 5, 447 | 388 | 11, 780 | 5, 296 | 1, 501 | 87, 911 | 411, 091 | 1, 546 | 716 | 1, 406 | 1, 249 | 550 | 1, 042 | 107 | 224 | 264 | 705 |
| Wisconsin..... | 661 | 92 | 1, 276 | 1, 404 | 282 | 22, 043 | 42, 675 | 211 | 152 | 316 | 472 | 142 | 415 | 21 | 66 | 76 | 781 |
| WEST NORTH CENTRAL: | | | | | | | | | | | | | | | | | |
| Minnesota..... | 107 | 63 | 1, 704 | 181 | 316 | 29, 384 | 66, 551 | 146 | 83 | 225 | 231 | 161 | 324 | 49 | 76 | 40 | 557 |
| Iowa..... | 111 | 25 | 1, 507 | 125 | 178 | 4, 233 | 26, 389 | 91 | 140 | 374 | 133 | 71 | 319 | 27 | 43 | 47 | 334 |
| Missouri..... | 140 | 128 | 2, 095 | 407 | 250 | 2, 701 | 17, 558 | 102 | 366 | 775 | 523 | 144 | 466 | 22 | 76 | 84 | 269 |
| North Dakota..... | 56 | 7 | 725 | 70 | 87 | 6, 084 | 34, 093 | 30 | 12 | 64 | 97 | 33 | 50 | 5 | 16 | 27 | 167 |
| South Dakota..... | 9 | 11 | 644 | 53 | 72 | 2, 773 | 11, 063 | 27 | 36 | 30 | 49 | 39 | 61 | 3 | 21 | 16 | 140 |
| Nebraska..... | 43 | 50 | 1, 128 | 56 | 145 | 2, 591 | 10, 477 | 77 | 52 | 399 | 194 | 64 | 176 | 12 | 38 | 30 | 200 |
| Kansas..... | 4 | 16 | 653 | 51 | 154 | 3, 588 | 15, 641 | 21 | 62 | 290 | 381 | 75 | 233 | 22 | 51 | 31 | 183 |
| SOUTH ATLANTIC: | | | | | | | | | | | | | | | | | |
| Delaware..... | 6 | 7 | 11 | 36 | 17 | 177 | 969 | 14 | 66 | 23 | 110 | 14 | 16 | 8 | 6 | 28 | 9 |
| Maryland..... | 63 | 122 | 172 | 316 | 150 | 903 | 5, 159 | 149 | 507 | 78 | 604 | 146 | 266 | 81 | 75 | 27 | 110 |
| Dist. of Columbia..... | 118 | 66 | 601 | 310 | 135 | 745 | 4, 119 | 70 | 250 | 98 | 335 | 91 | 84 | 38 | 26 | 17 | 21 |
| Virginia..... | 253 | 67 | 1, 524 | 375 | 180 | 574 | 4, 097 | 69 | 209 | 76 | 191 | 42 | 142 | 24 | 41 | 18 | 37 |
| West Virginia..... | 29 | 49 | 3, 335 | 647 | 117 | 371 | 2, 287 | 21 | 77 | 191 | 162 | 27 | 131 | 9 | 6 | 8 | 47 |
| North Carolina..... | 11 | 64 | 1, 522 | 179 | 111 | 227 | 2, 264 | 54 | 103 | 33 | 51 | 53 | 57 | 8 | 37 | 6 | 17 |
| South Carolina..... | 1 | 27 | 1, 000 | 193 | 65 | 132 | 764 | 22 | 75 | 21 | 38 | 21 | 17 | 16 | 3 | 6 | 12 |
| Georgia..... | 40 | 33 | 1, 028 | 312 | 92 | 343 | 2, 558 | 41 | 213 | 62 | 120 | 59 | 74 | 29 | 32 | 9 | 16 |
| Florida..... | 83 | 104 | 2, 057 | 244 | 248 | 2, 355 | 14, 836 | 193 | 21, 891 | 309 | 739 | 142 | 233 | 222 | 50 | 79 | 63 |
| EAST SOUTH CENTRAL: | | | | | | | | | | | | | | | | | |
| Kentucky..... | 17 | 82 | 1, 075 | 91 | 75 | 373 | 2, 589 | 57 | 81 | 73 | 61 | 36 | 87 | 6 | 18 | 26 | 50 |
| Tennessee..... | 24 | 42 | 281 | 50 | 62 | 350 | 2, 607 | 31 | 92 | 93 | 113 | 35 | 76 | 5 | 14 | 20 | 20 |
| Alabama..... | 18 | 50 | 1, 405 | 104 | 60 | 342 | 2, 325 | 23 | 304 | 133 | 176 | 40 | 70 | 19 | 8 | 15 | 46 |
| Mississippi..... | 9 | 44 | 1, 773 | 45 | 32 | 190 | 1, 026 | 7 | 107 | 118 | 167 | 27 | 68 | 7 | 5 | 5 | 9 |
| WEST SOUTH CENTRAL: | | | | | | | | | | | | | | | | | |
| Arkansas..... | 6 | 14 | 579 | 27 | 35 | 380 | 2, 202 | 47 | 50 | 139 | 78 | 25 | 40 | 2 | 11 | 31 | 31 |
| Louisiana..... | 25 | 52 | 2, 536 | 233 | 101 | 895 | 2, 688 | 48 | 999 | 1, 209 | 1, 523 | 123 | 155 | 20 | 21 | 11 | 81 |
| Oklahoma..... | 24 | 54 | 2, 004 | 35 | 165 | 1, 372 | 3, 385 | 35 | 106 | 447 | 200 | 62 | 158 | 14 | 38 | 46 | 83 |
| Texas..... | 49 | 273 | 4, 278 | 511 | 373 | 1, 797 | 12, 969 | 131 | 655 | 19, 483 | 675 | 211 | 581 | 117 | 125 | 89 | 261 |
| MOUNTAIN: | | | | | | | | | | | | | | | | | |
| Montana..... | 51 | 18 | 399 | 101 | 102 | 6, 788 | 24, 797 | 80 | 44 | 180 | 121 | 80 | 232 | 29 | 78 | 13 | 89 |
| Idaho..... | 13 | 5 | 115 | 23 | 59 | 2, 075 | 11, 640 | 87 | 19 | 198 | 54 | 133 | 159 | 82 | 103 | 7 | 54 |
| Wyoming..... | 37 | 7 | 103 | 19 | 57 | 570 | 3, 701 | 11 | 38 | 135 | 47 | 41 | 67 | 6 | 25 | 11 | 20 |
| Colorado..... | 61 | 47 | 630 | 128 | 144 | 2, 568 | 16, 088 | 59 | 146 | 1, 073 | 425 | 81 | 323 | 35 | 98 | 54 | 121 |
| New Mexico..... | 2 | 3 | 583 | 17 | 48 | 282 | 1, 835 | 17 | 24 | 2, 620 | 95 | 31 | 60 | 12 | 17 | 2 | 10 |
| Arizona..... | 59 | 29 | 654 | 39 | 95 | 652 | 5, 220 | 31 | 92 | 4, 636 | 161 | 63 | 235 | 20 | 63 | 9 | 38 |
| Utah..... | 101 | 23 | 313 | 57 | 75 | 545 | 4, 303 | 11 | 28 | 666 | 60 | 380 | 667 | 9 | 608 | 13 | 81 |
| Nevada..... | 24 | 4 | 38 | 56 | 25 | 433 | 2, 356 | 6 | 20 | 171 | 83 | 50 | 123 | 293 | 38 | 4 | 9 |
| PACIFIC: | | | | | | | | | | | | | | | | | |
| Washington..... | 172 | 49 | 573 | 1, 157 | 650 | 14, 137 | 99, 069 | 557 | 186 | 280 | 626 | 258 | 1, 325 | 120 | 467 | 106 | 313 |
| Oregon..... | 93 | 24 | 461 | 266 | 283 | 4, 930 | 40, 729 | 150 | 109 | 207 | 306 | 153 | 707 | 124 | 373 | 31 | 151 |
| California..... | 12, 379 | 551 | 4, 508 | 8, 464 | 4, 803 | 23, 643 | 201, 684 | 1, 151 | 2, 253 | 20, 125 | 11, 162 | 2, 147 | 10, 002 | 35, 681 | 3, 717 | 250 | 838 |

TABLE 8.—COUNTRY OF BIRTH OF THE FOREIGN-BORN WHITE POPULATION, BY DIVISIONS AND STATES: 1930 AND 1920

| DIVISION AND STATE | ALL COUNTRIES | | ENGLAND | | SCOTLAND | | WALES | | North- ern Ireland, 1930 | Irish Free State, 1930 | Ireland, 1920 | NORWAY | | SWEDEN | |
|-------------------------|---------------|---------------------------------|---------|---------|----------|---------|--------|--------|-----------------------------------|---------------------------------|------------------|---------|---------|---------|---------|
| | 1930 | 1920 (adjusted) ¹ | 1930 | 1920 | 1930 | 1920 | 1930 | 1920 | | | | 1930 | 1920 | 1930 | 1920 |
| United States..... | 13,368,407 | 13,255,394 | 808,672 | 812,826 | 354,323 | 254,567 | 60,205 | 67,066 | 178,832 | 744,810 | 1,037,233 | 347,852 | 363,692 | 566,260 | 625,690 |
| GEOGRAPHIC DIVISIONS: | | | | | | | | | | | | | | | |
| New England..... | 1,834,310 | 1,870,600 | 135,400 | 147,098 | 54,226 | 47,501 | 2,834 | 2,099 | 33,527 | 193,113 | 267,428 | 8,860 | 8,564 | 66,023 | 67,286 |
| Middle Atlantic..... | 5,299,042 | 4,909,899 | 276,133 | 272,752 | 187,861 | 83,883 | 26,336 | 20,186 | 92,569 | 361,602 | 472,319 | 55,697 | 35,362 | 91,045 | 83,547 |
| East North Central..... | 3,223,924 | 3,217,005 | 170,013 | 163,892 | 84,679 | 51,650 | 14,585 | 15,226 | 23,322 | 93,881 | 135,147 | 74,228 | 92,137 | 165,785 | 165,888 |
| West North Central..... | 1,059,277 | 1,350,832 | 88,841 | 53,523 | 13,035 | 17,196 | 3,882 | 5,693 | 6,750 | 23,653 | 49,858 | 131,904 | 166,280 | 147,988 | 187,625 |
| South Atlantic..... | 304,278 | 315,676 | 25,673 | 24,269 | 8,859 | 7,455 | 1,797 | 1,773 | 3,637 | 12,163 | 20,145 | 2,591 | 2,250 | 4,940 | 4,418 |
| East South Central..... | 57,665 | 71,698 | 5,059 | 6,060 | 1,941 | 2,093 | 377 | 455 | 567 | 2,758 | 5,934 | 447 | 450 | 1,246 | 1,514 |
| West South Central..... | 170,232 | 208,196 | 11,103 | 13,327 | 3,241 | 3,711 | 612 | 763 | 1,212 | 4,021 | 8,330 | 2,202 | 2,001 | 5,534 | 6,320 |
| Mountain..... | 287,914 | 360,531 | 33,070 | 44,576 | 10,934 | 12,986 | 3,385 | 4,007 | 3,173 | 10,252 | 19,634 | 15,350 | 17,400 | 25,830 | 22,232 |
| Pacific..... | 1,159,765 | 950,957 | 113,400 | 87,331 | 39,647 | 28,092 | 6,307 | 6,065 | 14,085 | 42,237 | 58,438 | 56,483 | 48,710 | 86,860 | 77,250 |
| NEW ENGLAND: | | | | | | | | | | | | | | | |
| Maine..... | 100,368 | 107,347 | 4,463 | 5,140 | 1,906 | 2,171 | 137 | 137 | 827 | 3,238 | 5,748 | 534 | 581 | 1,882 | 2,026 |
| New Hampshire..... | 82,660 | 91,232 | 3,022 | 4,367 | 1,728 | 1,823 | 72 | 51 | 1,010 | 4,807 | 7,908 | 366 | 427 | 1,008 | 1,880 |
| Vermont..... | 43,061 | 44,525 | 1,920 | 2,197 | 1,454 | 1,854 | 402 | 549 | 377 | 1,420 | 2,884 | 127 | 100 | 1,039 | 1,123 |
| Massachusetts..... | 1,054,636 | 1,077,499 | 78,418 | 86,895 | 32,724 | 28,474 | 1,368 | 1,367 | 20,378 | 138,366 | 183,171 | 5,464 | 5,491 | 36,810 | 38,012 |
| Rhode Island..... | 170,714 | 173,495 | 24,696 | 25,782 | 6,401 | 5,692 | 224 | 245 | 3,845 | 13,895 | 22,253 | 543 | 545 | 6,181 | 6,542 |
| Connecticut..... | 382,871 | 376,502 | 22,062 | 22,708 | 10,013 | 7,487 | 581 | 650 | 7,090 | 31,328 | 45,464 | 1,806 | 1,414 | 18,453 | 17,697 |
| MIDDLE ATLANTIC: | | | | | | | | | | | | | | | |
| New York..... | 3,191,549 | 2,784,895 | 146,485 | 135,365 | 67,623 | 37,654 | 7,037 | 6,763 | 41,521 | 251,704 | 284,747 | 44,882 | 27,573 | 61,233 | 53,025 |
| New Jersey..... | 844,442 | 738,428 | 61,620 | 49,781 | 34,721 | 17,781 | 1,532 | 1,255 | 15,750 | 47,486 | 65,071 | 7,870 | 5,343 | 13,360 | 10,676 |
| Pennsylvania..... | 1,233,051 | 1,386,576 | 78,019 | 90,606 | 35,517 | 28,448 | 17,767 | 21,167 | 35,288 | 62,312 | 121,001 | 2,945 | 2,446 | 10,452 | 19,847 |
| EAST NORTH CENTRAL: | | | | | | | | | | | | | | | |
| Ohio..... | 644,151 | 677,894 | 40,665 | 43,140 | 17,862 | 12,148 | 6,807 | 7,772 | 5,028 | 17,870 | 29,262 | 1,650 | 1,487 | 7,390 | 7,266 |
| Indiana..... | 135,134 | 150,230 | 7,465 | 8,522 | 3,898 | 3,707 | 934 | 1,106 | 1,045 | 3,931 | 7,271 | 730 | 544 | 4,666 | 4,942 |
| Illinois..... | 1,218,158 | 1,203,396 | 60,685 | 54,247 | 24,839 | 19,698 | 3,277 | 3,444 | 10,654 | 67,208 | 74,274 | 30,256 | 27,785 | 111,016 | 105,877 |
| Michigan..... | 840,268 | 725,488 | 62,721 | 47,149 | 35,257 | 13,175 | 2,236 | 1,154 | 6,138 | 11,300 | 16,631 | 7,201 | 6,888 | 23,905 | 24,707 |
| Wisconsin..... | 386,213 | 459,997 | 8,477 | 10,834 | 2,723 | 3,022 | 1,241 | 1,750 | 1,057 | 3,473 | 7,809 | 34,391 | 45,433 | 18,808 | 22,896 |
| WEST NORTH CENTRAL: | | | | | | | | | | | | | | | |
| Minnesota..... | 388,204 | 485,941 | 8,445 | 10,958 | 3,241 | 3,923 | 582 | 854 | 1,403 | 5,095 | 10,289 | 71,562 | 90,188 | 90,023 | 112,117 |
| Iowa..... | 165,735 | 223,292 | 9,045 | 13,036 | 2,871 | 3,967 | 1,183 | 1,763 | 1,778 | 4,179 | 10,086 | 12,932 | 17,344 | 16,810 | 22,493 |
| Missouri..... | 149,390 | 188,238 | 7,919 | 10,400 | 2,419 | 2,999 | 573 | 903 | 1,308 | 8,561 | 15,022 | 575 | 610 | 3,895 | 4,741 |
| North Dakota..... | 105,148 | 131,478 | 1,592 | 2,287 | 891 | 1,229 | 111 | 120 | 329 | 863 | 1,660 | 31,337 | 38,199 | 8,470 | 10,543 |
| South Dakota..... | 65,648 | 82,325 | 2,169 | 2,943 | 612 | 832 | 265 | 340 | 351 | 802 | 1,954 | 13,061 | 16,813 | 6,540 | 8,873 |
| Nebraska..... | 115,346 | 147,345 | 4,213 | 6,000 | 1,223 | 1,695 | 383 | 547 | 801 | 2,502 | 5,422 | 1,691 | 2,165 | 14,335 | 18,821 |
| Kansas..... | 69,716 | 97,213 | 5,268 | 7,899 | 1,778 | 2,576 | 785 | 1,170 | 780 | 1,921 | 4,825 | 746 | 970 | 7,315 | 10,337 |
| SOUTH ATLANTIC: | | | | | | | | | | | | | | | |
| Delaware..... | 16,895 | 19,785 | 1,302 | 1,497 | 562 | 411 | 45 | 44 | 900 | 1,364 | 2,895 | 141 | 65 | 294 | 316 |
| Maryland..... | 95,093 | 102,144 | 5,067 | 5,095 | 1,920 | 1,602 | 477 | 499 | 813 | 4,032 | 6,580 | 703 | 630 | 764 | 630 |
| Dist. of Columbia..... | 29,932 | 28,522 | 2,835 | 2,990 | 884 | 793 | 110 | 106 | 493 | 3,026 | 4,320 | 228 | 219 | 435 | 481 |
| Virginia..... | 23,820 | 30,760 | 3,088 | 3,752 | 1,239 | 1,327 | 132 | 163 | 375 | 739 | 1,732 | 318 | 491 | 467 | 604 |
| West Virginia..... | 61,520 | 61,864 | 3,282 | 3,433 | 1,287 | 998 | 607 | 704 | 222 | 659 | 1,459 | 67 | 51 | 303 | 326 |
| North Carolina..... | 8,788 | 7,092 | 1,208 | 967 | 477 | 440 | 85 | 25 | 63 | 253 | 301 | 95 | 70 | 180 | 170 |
| South Carolina..... | 5,266 | 6,397 | 479 | 491 | 179 | 190 | 13 | 10 | 90 | 185 | 442 | 66 | 85 | 106 | 133 |
| Georgia..... | 13,917 | 16,163 | 1,328 | 1,593 | 534 | 530 | 83 | 80 | 147 | 546 | 1,112 | 125 | 132 | 280 | 299 |
| Florida..... | 59,057 | 42,940 | 7,084 | 4,451 | 1,797 | 1,068 | 289 | 186 | 534 | 1,309 | 1,304 | 859 | 610 | 2,145 | 1,399 |
| EAST SOUTH CENTRAL: | | | | | | | | | | | | | | | |
| Kentucky..... | 21,840 | 30,707 | 1,478 | 1,863 | 524 | 520 | 114 | 140 | 191 | 1,656 | 3,422 | 46 | 75 | 170 | 214 |
| Tennessee..... | 13,666 | 15,443 | 1,351 | 1,665 | 433 | 454 | 104 | 143 | 160 | 491 | 1,291 | 68 | 63 | 232 | 305 |
| Alabama..... | 15,710 | 17,617 | 1,760 | 1,942 | 860 | 975 | 141 | 145 | 162 | 413 | 809 | 205 | 215 | 638 | 748 |
| Mississippi..... | 7,049 | 7,931 | 470 | 590 | 124 | 144 | 18 | 18 | 54 | 198 | 412 | 68 | 97 | 206 | 247 |
| WEST SOUTH CENTRAL: | | | | | | | | | | | | | | | |
| Arkansas..... | 10,173 | 13,781 | 800 | 1,137 | 229 | 816 | 51 | 90 | 100 | 354 | 676 | 72 | 99 | 249 | 331 |
| Louisiana..... | 34,910 | 42,976 | 1,512 | 1,819 | 435 | 447 | 66 | 70 | 234 | 970 | 2,000 | 487 | 555 | 433 | 522 |
| Oklahoma..... | 26,753 | 33,655 | 2,099 | 2,686 | 866 | 1,120 | 235 | 319 | 262 | 690 | 1,321 | 243 | 297 | 835 | 931 |
| Texas..... | 98,396 | 117,784 | 6,782 | 7,685 | 1,711 | 1,828 | 260 | 278 | 616 | 2,907 | 4,333 | 1,490 | 1,740 | 4,017 | 4,536 |
| MOUNTAIN: | | | | | | | | | | | | | | | |
| Montana..... | 72,961 | 93,420 | 6,020 | 8,159 | 2,721 | 3,279 | 560 | 879 | 1,095 | 3,950 | 7,260 | 8,991 | 9,902 | 5,655 | 7,179 |
| Idaho..... | 30,454 | 37,989 | 3,252 | 4,451 | 1,025 | 1,228 | 855 | 575 | 284 | 616 | 1,410 | 2,148 | 2,482 | 4,200 | 5,112 |
| Wyoming..... | 19,668 | 23,502 | 2,105 | 2,605 | 1,424 | 1,439 | 222 | 297 | 179 | 584 | 956 | 647 | 651 | 1,783 | 2,042 |
| Colorado..... | 85,406 | 106,259 | 6,801 | 9,584 | 2,877 | 3,357 | 1,061 | 1,482 | 900 | 3,134 | 6,191 | 1,251 | 1,525 | 8,328 | 10,112 |
| New Mexico..... | 7,797 | 10,013 | 648 | 888 | 354 | 440 | 99 | 78 | 91 | 218 | 434 | 119 | 128 | 263 | 310 |
| Arizona..... | 15,591 | 20,128 | 2,309 | 2,882 | 579 | 595 | 139 | 192 | 235 | 653 | 1,206 | 205 | 387 | 778 | 859 |
| Utah..... | 43,772 | 55,520 | 10,851 | 14,836 | 1,669 | 2,310 | 362 | 1,304 | 234 | 584 | 1,207 | 1,698 | 2,109 | 4,389 | 6,073 |
| Nevada..... | 12,275 | 13,694 | 994 | 1,271 | 285 | 338 | 67 | 100 | 155 | 463 | 970 | 191 | 206 | 443 | 545 |
| PACIFIC: | | | | | | | | | | | | | | | |
| Washington..... | 244,256 | 249,766 | 20,304 | 20,806 | 8,024 | 7,886 | 1,694 | 2,040 | 2,154 | 4,942 | 8,927 | 31,429 | 30,304 | 34,084 | 34,793 |
| Oregon..... | 105,475 | 101,648 | 8,077 | 7,953 | 3,820 | 3,609 | 592 | 592 | 1,039 | 2,892 | 4,203 | 7,450 | 6,955 | 11,032 | 10,532 |
| California..... | 810,034 | 599,543 | 85,019 | 58,572 | 27,893 | 16,597 | 4,111 | 3,433 | 10,892 | 34,493 | 45,308 | 17,604 | 11,460 | 41,734 | 31,925 |

¹ The foreign-born white population in 1920 included 457,366 persons (estimated) who would have been counted as Mexican in 1930. In the adjusted figures these have been deducted from the 1920 foreign-born white population as reported and from the number of white persons reported as having been born in Mexico.

TABLE 8.—COUNTRY OF BIRTH OF THE FOREIGN-BORN WHITE POPULATION, BY DIVISIONS AND STATES:
1930 AND 1920—Continued

| DIVISION AND STATE | Den- mark, 1930 | Ice- land, 1930 | Den- mark and Ice- land, 1920 | NETHERLANDS | | BELGIUM | | LUXEMBURG | | SWITZERLAND | | FRANCE | | GERMANY | | POLAND | |
|------------------------------|-----------------------|-----------------------|--|-------------|---------|---------|--------|-----------|--------|-------------|---------|---------|---------|-----------|-----------|-----------|-----------|
| | | | | 1930 | 1920 | 1930 | 1920 | 1930 | 1920 | 1930 | 1920 | 1930 | 1920 | 1930 | 1920 | 1930 | 1920 |
| United States..... | 179,474 | 2,704 | 189,154 | 133,133 | 131,706 | 64,194 | 62,680 | 9,048 | 12,585 | 113,010 | 118,659 | 135,292 | 152,890 | 1,608,814 | 1,686,102 | 1,288,588 | 1,139,078 |
| GEOGRAPHIC DIVISIONS: | | | | | | | | | | | | | | | | | |
| New England..... | 7,625 | 73 | 8,458 | 2,814 | 2,912 | 3,884 | 4,411 | 76 | 114 | 3,541 | 3,703 | 11,723 | 13,246 | 50,005 | 51,129 | 136,774 | 131,378 |
| Middle Atlantic..... | 26,978 | 166 | 22,991 | 30,960 | 27,847 | 12,692 | 12,478 | 867 | 1,017 | 30,985 | 30,093 | 52,449 | 55,149 | 672,571 | 508,226 | 619,028 | 515,708 |
| East North Central..... | 42,807 | 227 | 43,018 | 57,443 | 59,863 | 33,053 | 29,708 | 3,976 | 5,093 | 27,066 | 30,379 | 24,101 | 20,612 | 524,437 | 692,058 | 416,569 | 402,250 |
| West North Central..... | 50,193 | 1,045 | 61,748 | 20,532 | 24,399 | 5,590 | 7,159 | 2,874 | 4,846 | 11,660 | 15,338 | 7,329 | 11,432 | 228,051 | 293,035 | 34,410 | 38,262 |
| South Atlantic..... | 2,339 | 33 | 2,123 | 1,624 | 1,459 | 1,397 | 1,547 | 85 | 87 | 2,248 | 2,348 | 3,950 | 4,112 | 38,225 | 40,898 | 26,239 | 25,432 |
| East South Central..... | 476 | 4 | 531 | 295 | 322 | 184 | 235 | 19 | 31 | 1,561 | 2,170 | 1,462 | 2,191 | 12,188 | 16,052 | 2,711 | 2,590 |
| West South Central..... | 2,319 | 13 | 2,580 | 1,044 | 1,106 | 1,009 | 1,180 | 98 | 127 | 2,681 | 3,433 | 5,698 | 8,071 | 38,411 | 47,217 | 6,800 | 7,206 |
| Mountain..... | 13,240 | 137 | 17,023 | 5,038 | 5,252 | 1,343 | 1,608 | 239 | 372 | 5,593 | 6,695 | 4,071 | 4,065 | 28,731 | 33,652 | 5,125 | 4,675 |
| Pacific..... | 33,901 | 1,066 | 30,682 | 13,383 | 8,606 | 5,042 | 4,362 | 822 | 898 | 27,675 | 23,934 | 24,440 | 24,112 | 115,295 | 103,235 | 20,318 | 12,468 |
| NEW ENGLAND: | | | | | | | | | | | | | | | | | |
| Maine..... | 840 | 2 | 1,065 | 41 | 50 | 51 | 51 | 5 | 6 | 51 | 62 | 314 | 344 | 818 | 932 | 1,706 | 1,717 |
| New Hampshire..... | 166 | ----- | 204 | 163 | 177 | 523 | 478 | 2 | 5 | 82 | 72 | 299 | 288 | 1,517 | 1,714 | 4,101 | 3,997 |
| Vermont..... | 140 | 1 | 155 | 84 | 32 | 22 | 15 | 1 | 2 | 158 | 187 | 182 | 197 | 577 | 630 | 1,562 | 1,720 |
| Massachusetts..... | 3,070 | 61 | 3,629 | 1,800 | 2,071 | 1,956 | 2,497 | 31 | 33 | 1,272 | 1,368 | 6,026 | 7,120 | 538 | 22,113 | 71,442 | 60,157 |
| Rhode Island..... | 280 | 2 | 365 | 138 | 138 | 907 | 968 | 11 | 14 | 204 | 211 | 2,013 | 1,971 | 3,090 | 3,128 | 8,696 | 8,168 |
| Connecticut..... | 3,129 | 7 | 3,040 | 548 | 444 | 425 | 402 | 26 | 54 | 1,774 | 1,863 | 2,889 | 3,326 | 23,465 | 22,614 | 49,267 | 46,623 |
| MIDDLE ATLANTIC: | | | | | | | | | | | | | | | | | |
| New York..... | 17,407 | 114 | 14,222 | 14,009 | 13,772 | 0,144 | 5,300 | 532 | 564 | 16,571 | 15,053 | 32,145 | 32,170 | 349,196 | 295,650 | 350,383 | 247,519 |
| New Jersey..... | 6,665 | 43 | 5,704 | 14,762 | 12,737 | 2,874 | 2,483 | 117 | 167 | 3,705 | 3,165 | 10,520 | 10,165 | 112,753 | 92,382 | 102,573 | 90,410 |
| Pennsylvania..... | 2,906 | 4 | 3,065 | 1,289 | 1,338 | 3,674 | 4,605 | 218 | 286 | 6,640 | 6,375 | 9,784 | 12,805 | 110,622 | 120,194 | 166,672 | 177,770 |
| E. NORTH CENTRAL: | | | | | | | | | | | | | | | | | |
| Ohio..... | 2,184 | 6 | 2,353 | 2,235 | 2,520 | 1,840 | 1,902 | 163 | 273 | 7,624 | 9,656 | 5,746 | 8,056 | 95,697 | 111,893 | 64,493 | 67,579 |
| Indiana..... | 964 | 3 | 969 | 1,992 | 2,018 | 3,254 | 2,530 | 56 | 101 | 1,624 | 2,334 | 2,160 | 3,247 | 23,152 | 37,377 | 17,482 | 17,791 |
| Illinois..... | 13,945 | 123 | 17,098 | 14,823 | 14,344 | 11,564 | 11,320 | 2,780 | 3,211 | 7,315 | 7,837 | 10,155 | 11,993 | 190,805 | 205,491 | 173,007 | 162,405 |
| Michigan..... | 7,210 | 32 | 7,178 | 32,128 | 33,499 | 13,031 | 10,501 | 375 | 477 | 2,334 | 2,755 | 4,681 | 4,174 | 81,714 | 86,047 | 119,228 | 103,926 |
| Wisconsin..... | 13,094 | 63 | 15,420 | 6,200 | 7,473 | 2,458 | 3,444 | 596 | 1,031 | 7,669 | 7,797 | 1,459 | 2,142 | 128,269 | 151,250 | 42,359 | 50,558 |
| W. NORTH CENTRAL: | | | | | | | | | | | | | | | | | |
| Minnesota..... | 13,831 | 266 | 16,904 | 4,832 | 5,380 | 1,701 | 2,056 | 1,032 | 1,782 | 2,041 | 2,720 | 1,246 | 1,803 | 59,903 | 74,634 | 15,015 | 18,537 |
| Iowa..... | 14,098 | 9 | 13,020 | 10,135 | 12,471 | 932 | 1,232 | 873 | 1,630 | 2,096 | 2,371 | 1,435 | 2,125 | 53,901 | 70,642 | 1,875 | 2,028 |
| Missouri..... | 1,497 | 10 | 1,938 | 706 | 906 | 859 | 1,113 | 54 | 140 | 3,578 | 4,934 | 2,353 | 3,325 | 42,276 | 55,776 | 8,324 | 7,636 |
| North Dakota..... | 2,936 | 724 | 4,552 | 658 | 903 | 238 | 466 | 202 | 229 | 309 | 506 | 287 | 350 | 10,114 | 11,960 | 2,128 | 2,236 |
| South Dakota..... | 5,293 | 15 | 5,983 | 3,068 | 3,213 | 239 | 251 | 380 | 480 | 618 | 761 | 229 | 335 | 12,739 | 15,674 | 717 | 792 |
| Nebraska..... | 10,210 | 19 | 12,338 | 620 | 846 | 523 | 551 | 204 | 301 | 1,364 | 1,808 | 553 | 858 | 32,544 | 40,069 | 4,445 | 4,615 |
| Kansas..... | 1,723 | 2 | 2,263 | 513 | 675 | 1,998 | 1,500 | 129 | 284 | 1,594 | 2,238 | 1,271 | 2,136 | 17,384 | 23,380 | 1,915 | 2,418 |
| SOUTH ATLANTIC: | | | | | | | | | | | | | | | | | |
| Delaware..... | 90 | 1 | 77 | 56 | 37 | 29 | 24 | ----- | 5 | 75 | 76 | 147 | 198 | 1,459 | 1,032 | 2,954 | 3,847 |
| Maryland..... | 404 | 13 | 382 | 343 | 314 | 152 | 135 | 19 | 22 | 497 | 509 | 773 | 818 | 13,025 | 22,032 | 12,027 | 12,061 |
| Dist. of Columbia..... | 229 | 6 | 237 | 151 | 127 | 92 | 76 | 8 | 13 | 360 | 358 | 707 | 687 | 3,411 | 3,332 | 1,562 | 716 |
| Virginia..... | 339 | 7 | 459 | 264 | 335 | 101 | 122 | 3 | 7 | 191 | 239 | 365 | 455 | 2,505 | 2,802 | 1,221 | 1,103 |
| West Virginia..... | 75 | ----- | 121 | 42 | 66 | 690 | 938 | 11 | 6 | 398 | 545 | 546 | 633 | 3,129 | 3,798 | 5,545 | 5,799 |
| North Carolina..... | 65 | 1 | 69 | 201 | 115 | 19 | 16 | 4 | 2 | 87 | 72 | 156 | 136 | 903 | 703 | 819 | 210 |
| South Carolina..... | 39 | ----- | 70 | 24 | 30 | 52 | 61 | 1 | 1 | 26 | 31 | 76 | 78 | 747 | 1,070 | 510 | 351 |
| Georgia..... | 108 | ----- | 127 | 67 | 78 | 45 | 45 | ----- | 7 | 114 | 161 | 278 | 376 | 1,682 | 1,936 | 1,156 | 917 |
| Florida..... | 921 | 5 | 575 | 476 | 357 | 217 | 130 | 30 | 24 | 500 | 357 | 902 | 731 | 5,404 | 3,534 | 945 | 428 |
| E. SOUTH CENTRAL: | | | | | | | | | | | | | | | | | |
| Kentucky..... | 72 | ----- | 89 | 112 | 150 | 59 | 90 | 4 | 12 | 915 | 1,315 | 583 | 984 | 7,552 | 11,137 | 899 | 1,037 |
| Tennessee..... | 123 | 1 | 138 | 56 | 58 | 28 | 36 | 3 | 3 | 443 | 616 | 217 | 333 | 1,783 | 2,159 | 960 | 841 |
| Alabama..... | 182 | 3 | 191 | 95 | 83 | 60 | 73 | 7 | 8 | 150 | 174 | 466 | 616 | 2,114 | 2,427 | 556 | 394 |
| Mississippi..... | 90 | ----- | 113 | 32 | 31 | 37 | 36 | 5 | 8 | 53 | 71 | 196 | 258 | 739 | 929 | 296 | 318 |
| W. SOUTH CENTRAL: | | | | | | | | | | | | | | | | | |
| Arkansas..... | 138 | ----- | 180 | 80 | 116 | 78 | 94 | 7 | 8 | 518 | 736 | 254 | 387 | 2,989 | 3,979 | 394 | 520 |
| Louisiana..... | 315 | 1 | 331 | 220 | 260 | 307 | 350 | 10 | 9 | 260 | 378 | 2,935 | 4,182 | 3,616 | 5,147 | 655 | 377 |
| Oklahoma..... | 516 | 1 | 561 | 166 | 176 | 217 | 289 | 31 | 52 | 493 | 629 | 717 | 958 | 5,893 | 7,029 | 1,162 | 1,253 |
| Texas..... | 1,360 | 11 | 1,608 | 578 | 554 | 407 | 447 | 45 | 68 | 1,410 | 1,690 | 1,792 | 2,544 | 25,913 | 31,062 | 4,589 | 5,047 |
| MOUNTAIN: | | | | | | | | | | | | | | | | | |
| Montana..... | 2,541 | 16 | 2,990 | 1,253 | 1,675 | 509 | 672 | 108 | 153 | 901 | 1,151 | 653 | 888 | 6,155 | 7,873 | 1,144 | 1,219 |
| Idaho..... | 1,697 | 12 | 2,240 | 341 | 439 | 118 | 123 | 41 | 60 | 1,038 | 1,347 | 381 | 482 | 3,427 | 4,143 | 227 | 287 |
| Wyoming..... | 775 | 1 | 930 | 101 | 130 | 139 | 130 | 7 | 18 | 260 | 302 | 359 | 361 | 1,714 | 2,292 | 604 | 544 |
| Colorado..... | 2,374 | 1 | 2,823 | 810 | 853 | 390 | 430 | 51 | 91 | 1,202 | 1,510 | 1,072 | 1,420 | 9,988 | 11,992 | 2,488 | 1,867 |
| New Mexico..... | 101 | ----- | 115 | 64 | 70 | 34 | 76 | 5 | 6 | 117 | 148 | 259 | 377 | 936 | 1,178 | 97 | 153 |
| Arizona..... | 364 | 4 | 398 | 100 | 69 | 50 | 60 | 12 | 22 | 279 | 293 | 303 | 394 | 1,433 | 1,516 | 253 | 261 |
| Utah..... | 4,883 | 97 | 6,970 | 2,325 | 1,980 | 79 | 90 | 9 | 18 | 1,419 | 1,566 | 261 | 434 | 4,104 | 3,589 | 230 | 240 |
| Nevada..... | 541 | 6 | 551 | 44 | 36 | 24 | 27 | 3 | 4 | 387 | 378 | 783 | 609 | 974 | 1,069 | 82 | 104 |
| PACIFIC: | | | | | | | | | | | | | | | | | |
| Washington..... | 7,175 | 741 | 8,359 | 3,484 | 3,097 | 1,242 | 1,438 | 203 | 315 | 3,578 | 3,671 | 1,986 | 2,452 | 20,542 | 22,315 | 3,942 | 3,906 |
| Oregon..... | 3,551 | 49 | 3,602 | 1,002 | 917 | 681 | 722 | 122 | 140 | 4,034 | 4,166 | 1,144 | 1,273 | 12,913 | 13,740 | 2,086 | 1,480 |
| California..... | 23,175 | 276 | 18,721 | 3,897 | 4,592 | 3,119 | 2,202 | 437 | 443 | 20,093 | 16,097 | 21,319 | 20,387 | 81,840 | 67,180 | 14,290 | 7,082 |

COUNTRY OF ORIGIN OF THE FOREIGN WHITE STOCK

TABLE 8.—COUNTRY OF BIRTH OF THE FOREIGN-BORN WHITE POPULATION, BY DIVISIONS AND STATES: 1930 AND 1920—Continued

| DIVISION AND STATE | CZECHOSLOVAKIA | | AUSTRIA | | HUNGARY | | YUGOSLAVIA | | Russia, 1930 | Latvia, 1930 | Es- tonia, 1930 | Russia, Latvia, and Estonia, 1920 | LITHUANIA | | FINLAND | |
|-------------------------|----------------|---------|---------|---------|---------|---------|------------|---------|--------------|--------------|-----------------------|---|-----------|---------|---------|---------|
| | 1930 | 1920 | 1930 | 1920 | 1930 | 1920 | 1930 | 1920 | | | | | 1930 | 1920 | 1930 | 1920 |
| United States..... | 491,638 | 362,436 | 370,914 | 575,625 | 274,450 | 397,282 | 211,416 | 169,437 | 1,153,824 | 20,673 | 3,550 | 1,400,489 | 193,606 | 135,098 | 142,478 | 149,824 |
| GEOGRAPHIC DIVISIONS: | | | | | | | | | | | | | | | | |
| New England..... | 16,024 | 9,653 | 11,946 | 23,081 | 11,107 | 15,187 | 1,334 | 2,405 | 103,310 | 2,906 | 182 | 147,371 | 41,763 | 35,361 | 18,503 | 19,543 |
| Middle Atlantic..... | 199,705 | 123,863 | 216,000 | 310,844 | 136,763 | 190,224 | 54,062 | 48,087 | 659,250 | 9,052 | 1,949 | 763,891 | 69,882 | 48,594 | 22,290 | 17,431 |
| East North Central..... | 190,709 | 143,743 | 82,000 | 145,275 | 100,773 | 149,592 | 102,437 | 72,343 | 175,168 | 4,451 | 401 | 236,022 | 67,872 | 44,307 | 42,946 | 46,576 |
| West North Central..... | 46,008 | 50,906 | 22,924 | 37,504 | 7,295 | 17,040 | 17,049 | 13,189 | 83,728 | 684 | 58 | 110,766 | 3,837 | 2,098 | 26,328 | 31,635 |
| South Atlantic..... | 3,309 | 6,620 | 7,578 | 12,077 | 6,737 | 10,696 | 3,005 | 3,581 | 35,870 | 1,384 | 119 | 48,302 | 5,681 | 3,245 | 1,191 | 1,281 |
| East South Central..... | 878 | 617 | 1,230 | 2,023 | 1,093 | 1,829 | 550 | 766 | 5,023 | 182 | 12 | 7,408 | 424 | 70 | 154 | 219 |
| West South Central..... | 14,885 | 15,438 | 4,590 | 9,195 | 1,241 | 1,664 | 1,141 | 1,267 | 10,856 | 247 | 53 | 14,652 | 580 | 210 | 297 | 455 |
| Mountain..... | 5,018 | 5,295 | 6,002 | 13,070 | 1,572 | 3,233 | 12,133 | 10,771 | 20,865 | 135 | 84 | 26,690 | 614 | 280 | 5,765 | 7,718 |
| Pacific..... | 10,105 | 6,301 | 18,035 | 22,550 | 7,879 | 7,217 | 19,045 | 12,028 | 59,554 | 1,632 | 692 | 45,327 | 2,963 | 888 | 25,004 | 24,966 |
| NEW ENGLAND: | | | | | | | | | | | | | | | | |
| Maine..... | 241 | 410 | 230 | 305 | 30 | 72 | 16 | 143 | 1,880 | 92 | 4 | 3,703 | 1,121 | 1,032 | 1,406 | 1,393 |
| New Hampshire..... | 132 | 75 | 174 | 389 | 47 | 66 | 30 | 120 | 1,427 | 48 | 3 | 3,467 | 1,084 | 1,017 | 1,386 | 1,558 |
| Vermont..... | 191 | 108 | 132 | 283 | 156 | 264 | 71 | 56 | 660 | 21 | 5 | 1,333 | 160 | 67 | 555 | 476 |
| Massachusetts..... | 2,966 | 2,238 | 4,266 | 8,098 | 905 | 1,387 | 305 | 950 | 67,684 | 2,315 | 89 | 92,084 | 25,219 | 20,789 | 13,077 | 14,570 |
| Rhode Island..... | 274 | 204 | 338 | 1,307 | 133 | 176 | 24 | 146 | 5,800 | 93 | 10 | 8,055 | 922 | 794 | 448 | 320 |
| Connecticut..... | 12,220 | 6,553 | 6,306 | 12,699 | 9,836 | 13,222 | 832 | 990 | 25,799 | 330 | 71 | 38,710 | 13,247 | 11,662 | 1,631 | 1,226 |
| MIDDLE ATLANTIC: | | | | | | | | | | | | | | | | |
| New York..... | 56,176 | 38,247 | 142,298 | 151,172 | 70,931 | 78,874 | 10,917 | 8,547 | 481,306 | 5,071 | 1,505 | 529,240 | 22,933 | 12,121 | 17,444 | 12,504 |
| New Jersey..... | 32,353 | 16,747 | 24,010 | 36,917 | 32,332 | 40,470 | 3,643 | 3,313 | 62,152 | 1,194 | 234 | 73,527 | 9,870 | 6,240 | 2,721 | 2,109 |
| Pennsylvania..... | 111,171 | 68,869 | 49,692 | 122,755 | 33,700 | 71,380 | 40,102 | 30,227 | 115,737 | 1,887 | 210 | 161,124 | 37,079 | 30,227 | 2,125 | 2,818 |
| EAST NORTH CENTRAL: | | | | | | | | | | | | | | | | |
| Ohio..... | 68,738 | 42,121 | 20,547 | 48,073 | 47,026 | 73,181 | 38,884 | 30,377 | 32,627 | 721 | 81 | 43,690 | 7,581 | 4,095 | 5,633 | 6,406 |
| Indiana..... | 8,325 | 3,941 | 2,709 | 9,100 | 7,674 | 9,351 | 6,646 | 4,471 | 4,749 | 110 | 10 | 7,673 | 2,109 | 1,445 | 205 | 237 |
| Illinois..... | 76,420 | 66,709 | 33,336 | 46,457 | 20,395 | 34,437 | 28,173 | 19,285 | 87,026 | 2,000 | 127 | 117,890 | 44,733 | 30,358 | 4,302 | 3,080 |
| Michigan..... | 17,646 | 11,161 | 13,209 | 22,004 | 19,188 | 22,007 | 10,468 | 9,426 | 34,348 | 674 | 123 | 45,313 | 9,840 | 5,475 | 27,022 | 30,096 |
| Wisconsin..... | 19,586 | 10,811 | 12,709 | 19,641 | 6,400 | 10,016 | 12,266 | 8,784 | 16,413 | 331 | 60 | 21,447 | 4,109 | 2,934 | 5,724 | 6,787 |
| WEST NORTH CENTRAL: | | | | | | | | | | | | | | | | |
| Minnesota..... | 11,415 | 12,626 | 7,288 | 11,550 | 1,681 | 4,277 | 8,888 | 10,997 | 11,002 | 255 | 30 | 16,100 | 1,283 | 741 | 24,300 | 29,108 |
| Iowa..... | 8,280 | 9,150 | 1,596 | 4,334 | 295 | 747 | 1,806 | 1,603 | 4,482 | 60 | 4 | 7,319 | 835 | 637 | 70 | 107 |
| Missouri..... | 4,495 | 4,971 | 7,028 | 8,076 | 3,484 | 8,050 | 2,753 | 2,327 | 15,089 | 167 | 9 | 18,769 | 305 | 417 | 100 | 98 |
| North Dakota..... | 1,899 | 2,056 | 1,407 | 2,059 | 898 | 2,519 | 330 | 199 | 22,017 | 33 | 7 | 20,617 | 121 | 32 | 873 | 1,108 |
| South Dakota..... | 2,589 | 2,810 | 678 | 1,151 | 231 | 585 | 223 | 470 | 9,023 | 7 | 3 | 11,193 | 40 | 14 | 825 | 1,085 |
| Nebraska..... | 14,313 | 15,818 | 1,863 | 4,551 | 372 | 810 | 762 | 733 | 11,234 | 145 | 3 | 15,718 | 589 | 139 | 48 | 78 |
| Kansas..... | 3,044 | 3,406 | 2,164 | 5,183 | 334 | 622 | 2,781 | 2,155 | 8,781 | 11 | 2 | 12,050 | 158 | 68 | 52 | 56 |
| SOUTH ATLANTIC: | | | | | | | | | | | | | | | | |
| Delaware..... | 159 | 122 | 435 | 615 | 157 | 220 | 7 | 27 | 1,450 | 29 | 11 | 2,244 | 90 | 90 | 50 | 52 |
| Maryland..... | 3,344 | 3,553 | 2,634 | 3,620 | 1,219 | 1,947 | 275 | 359 | 18,782 | 624 | 39 | 24,791 | 3,422 | 2,206 | 376 | 175 |
| Dist. of Columbia..... | 193 | 122 | 493 | 525 | 228 | 210 | 55 | 43 | 4,914 | 142 | 2 | 5,181 | 256 | 38 | 69 | 104 |
| Virginia..... | 927 | 897 | 492 | 921 | 560 | 1,293 | 67 | 127 | 2,989 | 201 | 9 | 5,421 | 400 | 71 | 68 | 240 |
| West Virginia..... | 2,831 | 1,549 | 2,254 | 5,115 | 3,683 | 6,200 | 2,440 | 2,802 | 2,209 | 71 | 6 | 3,911 | 1,009 | 717 | 144 | 289 |
| North Carolina..... | 50 | 20 | 146 | 140 | 70 | 66 | 9 | 29 | 768 | 31 | 4 | 932 | 121 | 29 | 9 | 15 |
| South Carolina..... | 52 | 45 | 74 | 206 | 32 | 50 | 13 | 22 | 556 | 49 | 2 | 1,187 | 60 | 9 | 38 | 53 |
| Georgia..... | 115 | 123 | 225 | 401 | 136 | 246 | 39 | 84 | 2,200 | 115 | 6 | 3,452 | 155 | 72 | 104 | 42 |
| Florida..... | 638 | 189 | 825 | 525 | 652 | 383 | 160 | 88 | 2,012 | 62 | 40 | 1,243 | 108 | 13 | 333 | 311 |
| EAST SOUTH CENTRAL: | | | | | | | | | | | | | | | | |
| Kentucky..... | 194 | 240 | 484 | 906 | 557 | 1,084 | 201 | 354 | 1,629 | 40 | ----- | 2,736 | 186 | 56 | 27 | 50 |
| Tennessee..... | 131 | 82 | 223 | 398 | 208 | 326 | 25 | 37 | 1,803 | 66 | ----- | 2,262 | 106 | 3 | 24 | 33 |
| Alabama..... | 483 | 232 | 386 | 583 | 234 | 372 | 135 | 155 | 1,097 | 49 | 11 | 1,532 | 88 | 12 | 51 | 74 |
| Mississippi..... | 70 | 63 | 146 | 136 | 44 | 47 | 189 | 220 | 524 | 27 | 1 | 828 | 44 | 5 | 52 | 62 |
| WEST SOUTH CENTRAL: | | | | | | | | | | | | | | | | |
| Arkansas..... | 404 | 492 | 292 | 636 | 67 | 108 | 118 | 117 | 401 | 10 | 2 | 662 | 52 | 27 | 10 | 18 |
| Louisiana..... | 332 | 302 | 467 | 725 | 361 | 305 | 397 | 312 | 1,375 | 23 | 23 | 1,928 | 31 | 23 | 82 | 147 |
| Oklahoma..... | 1,867 | 1,825 | 530 | 1,393 | 191 | 311 | 162 | 218 | 3,013 | 74 | ----- | 5,005 | 189 | 182 | 25 | 101 |
| Texas..... | 12,232 | 12,810 | 3,300 | 6,441 | 622 | 940 | 464 | 620 | 5,467 | 140 | 28 | 7,057 | 303 | 37 | 180 | 189 |
| MOUNTAIN: | | | | | | | | | | | | | | | | |
| Montana..... | 1,714 | 1,895 | 1,435 | 3,298 | 360 | 935 | 3,877 | 3,782 | 4,212 | 19 | 29 | 5,293 | 175 | 80 | 2,700 | 3,577 |
| Idaho..... | 541 | 420 | 399 | 781 | 106 | 233 | 489 | 460 | 1,163 | 4 | 9 | 1,458 | 18 | 9 | 353 | 689 |
| Wyoming..... | 521 | 518 | 457 | 1,183 | 175 | 349 | 1,322 | 1,189 | 1,375 | 6 | 10 | 1,482 | 35 | 33 | 633 | 856 |
| Colorado..... | 1,714 | 1,953 | 2,468 | 5,722 | 690 | 1,157 | 3,650 | 2,109 | 12,970 | 61 | 13 | 10,669 | 202 | 115 | 563 | 379 |
| New Mexico..... | 143 | 113 | 316 | 423 | 59 | 130 | 490 | 535 | 219 | 4 | 6 | 254 | 24 | 8 | 41 | 49 |
| Arizona..... | 178 | 148 | 341 | 486 | 94 | 210 | 784 | 1,167 | 463 | 18 | 12 | 816 | 58 | 16 | 300 | 407 |
| Utah..... | 119 | 103 | 410 | 987 | 72 | 179 | 989 | 836 | 842 | 15 | 3 | 684 | 36 | 12 | 507 | 779 |
| Nevada..... | 88 | 85 | 176 | 190 | 16 | 40 | 532 | 693 | 122 | 8 | 2 | 124 | 6 | 7 | 163 | 182 |
| PACIFIC: | | | | | | | | | | | | | | | | |
| Washington..... | 2,202 | 1,792 | 3,128 | 6,494 | 579 | 1,056 | 4,761 | 3,565 | 9,220 | 270 | 149 | 11,124 | 868 | 527 | 11,002 | 11,863 |
| Oregon..... | 1,091 | 1,132 | 1,664 | 2,798 | 404 | 909 | 1,541 | 1,186 | 6,278 | 167 | 107 | 6,979 | 319 | 101 | 5,507 | 6,050 |
| California..... | 6,212 | 3,377 | 13,243 | 13,264 | 6,896 | 5,252 | 12,743 | 7,277 | 44,047 | 1,189 | 436 | 27,224 | 1,776 | 280 | 8,495 | 7,653 |

POPULATION

TABLE 8.—COUNTRY OF BIRTH OF THE FOREIGN-BORN WHITE POPULATION, BY DIVISIONS AND STATES: 1930 AND 1920—Continued

| DIVISION AND STATE | RUMANIA | | BULGARIA | | TURKEY IN EUROPE | | GREECE | | ALBANIA | | ITALY | | SPAIN | | PORTUGAL | | OTHER EUROPE | |
|------------------------------|---------|---------|----------|--------|------------------|-------|---------|---------|---------|-------|-----------|-----------|--------|--------|----------|--------|--------------|-------|
| | 1930 | 1920 | 1930 | 1920 | 1930 | 1920 | 1930 | 1920 | 1930 | 1920 | 1930 | 1920 | 1930 | 1920 | 1930 | 1920 | 1930 | 1920 |
| United States.... | 146,393 | 102,823 | 9,390 | 10,477 | 2,267 | 5,284 | 174,526 | 175,972 | 8,814 | 5,608 | 1,780,424 | 1,610,109 | 68,302 | 49,247 | 69,974 | 67,463 | 16,261 | 5,801 |
| GEOGRAPHIC DIVISIONS: | | | | | | | | | | | | | | | | | | |
| New England..... | 3,424 | 3,128 | 238 | 214 | 311 | 631 | 25,423 | 32,186 | 4,175 | 2,819 | 263,098 | 238,508 | 2,363 | 2,856 | 35,674 | 38,426 | 468 | 209 |
| Middle Atlantic..... | 72,826 | 55,910 | 1,544 | 1,336 | 1,043 | 2,534 | 51,053 | 44,531 | 2,072 | 1,156 | 1,046,159 | 925,222 | 25,517 | 16,731 | 10,052 | 2,848 | 6,532 | 1,412 |
| East North Central..... | 48,871 | 29,338 | 4,914 | 5,806 | 424 | 1,035 | 49,101 | 45,135 | 1,768 | 1,019 | 244,504 | 203,180 | 4,563 | 3,008 | 546 | 354 | 5,737 | 2,211 |
| West North Central..... | 9,012 | 6,960 | 602 | 1,095 | 34 | 124 | 8,018 | 11,236 | 334 | 262 | 31,653 | 34,488 | 659 | 775 | 32 | 50 | 698 | 465 |
| South Atlantic..... | 2,743 | 2,163 | 218 | 161 | 106 | 203 | 11,449 | 11,440 | 110 | 19 | 39,512 | 40,267 | 6,277 | 6,523 | 393 | 436 | 652 | 355 |
| East South Central..... | 464 | 441 | 43 | 51 | 22 | 50 | 2,304 | 2,014 | 52 | 23 | 7,288 | 8,584 | 213 | 523 | 39 | 20 | 207 | 89 |
| West South Central..... | 847 | 663 | 220 | 241 | 37 | 101 | 3,331 | 3,483 | 20 | 12 | 22,185 | 27,724 | 1,437 | 2,495 | 104 | 183 | 587 | 336 |
| Mountain..... | 1,435 | 1,053 | 640 | 821 | 20 | 72 | 6,710 | 9,483 | 70 | 143 | 23,774 | 28,497 | 3,480 | 4,561 | 224 | 332 | 180 | 106 |
| Pacific..... | 6,771 | 3,177 | 590 | 752 | 260 | 534 | 17,131 | 16,465 | 218 | 155 | 122,251 | 103,639 | 13,793 | 12,086 | 22,910 | 24,798 | 1,184 | 718 |
| NEW ENGLAND: | | | | | | | | | | | | | | | | | | |
| Maine..... | 27 | 67 | 5 | 5 | 16 | 66 | 748 | 1,228 | 243 | 403 | 2,359 | 2,797 | 40 | 33 | 78 | 143 | 18 | 10 |
| New Hampshire..... | 35 | 25 | 15 | 8 | 7 | | 3,238 | 5,280 | 193 | 118 | 1,938 | 2,074 | 20 | 18 | 247 | 115 | 11 | 2 |
| Vermont..... | 15 | 19 | 4 | 3 | | | 225 | 167 | 8 | 6 | 3,082 | 4,067 | 478 | 661 | 46 | 29 | 1 | 4 |
| Massachusetts..... | 1,689 | 1,445 | 116 | 120 | 217 | 451 | 16,780 | 20,441 | 2,938 | 1,947 | 126,103 | 117,007 | 798 | 824 | 24,840 | 28,315 | 178 | 100 |
| Rhode Island..... | 480 | 370 | 48 | 45 | 38 | 45 | 1,100 | 1,219 | 250 | 142 | 32,493 | 32,241 | 110 | 87 | 8,118 | 8,624 | 32 | 11 |
| Connecticut..... | 1,178 | 1,202 | 60 | 33 | 33 | 66 | 3,337 | 3,851 | 543 | 203 | 87,123 | 80,322 | 917 | 1,233 | 2,345 | 1,200 | 228 | 82 |
| MIDDLE ATLANTIC: | | | | | | | | | | | | | | | | | | |
| New York..... | 51,014 | 40,116 | 978 | 614 | 849 | 2,050 | 33,387 | 26,117 | 1,206 | 415 | 629,322 | 545,173 | 17,605 | 12,548 | 5,106 | 1,404 | 3,389 | 842 |
| New Jersey..... | 6,080 | 4,564 | 124 | 66 | 77 | 195 | 6,020 | 4,521 | 138 | 54 | 190,858 | 167,235 | 4,922 | 2,000 | 3,655 | 646 | 902 | 170 |
| Pennsylvania..... | 15,126 | 11,230 | 442 | 656 | 117 | 280 | 11,646 | 13,893 | 728 | 687 | 225,979 | 222,764 | 2,840 | 2,183 | 1,291 | 798 | 2,241 | 400 |
| E. NORTH CENTRAL: | | | | | | | | | | | | | | | | | | |
| Ohio..... | 19,580 | 13,998 | 1,686 | 2,535 | 96 | 599 | 12,050 | 13,540 | 564 | 432 | 71,496 | 60,558 | 1,556 | 1,280 | 185 | 146 | 998 | 351 |
| Indiana..... | 3,292 | 2,731 | 403 | 431 | 11 | 70 | 4,087 | 4,182 | 121 | 74 | 6,373 | 6,712 | 597 | 467 | 88 | 14 | 241 | 75 |
| Illinois..... | 13,172 | 6,238 | 1,037 | 940 | 99 | 181 | 20,003 | 16,465 | 365 | 151 | 110,449 | 94,407 | 1,030 | 746 | 102 | 110 | 1,084 | 524 |
| Michigan..... | 11,482 | 6,331 | 1,594 | 1,692 | 201 | 179 | 10,061 | 7,115 | 677 | 261 | 43,087 | 30,216 | 1,324 | 441 | 131 | 67 | 3,180 | 813 |
| Wisconsin..... | 1,845 | 970 | 194 | 208 | 17 | 36 | 2,900 | 3,833 | 136 | 101 | 12,599 | 11,187 | 56 | 74 | 40 | 17 | 234 | 448 |
| W. NORTH CENTRAL: | | | | | | | | | | | | | | | | | | |
| Minnesota..... | 2,819 | 2,385 | 238 | 456 | 7 | 30 | 1,765 | 2,391 | 23 | 41 | 6,401 | 7,432 | 42 | 36 | 5 | 7 | 115 | 149 |
| Iowa..... | 284 | 2,731 | 169 | 269 | 2 | 18 | 1,910 | 2,884 | 11 | 7 | 3,334 | 4,956 | 22 | 41 | 1 | 14 | 58 | 78 |
| Missouri..... | 2,321 | 1,647 | 151 | 145 | 19 | 44 | 2,405 | 3,022 | 288 | 202 | 15,204 | 14,609 | 400 | 435 | 14 | 12 | 259 | 76 |
| North Dakota..... | 2,518 | 1,811 | 39 | 31 | | 17 | 303 | 420 | 2 | | 102 | 176 | 8 | 6 | 1 | 2 | 25 | 25 |
| South Dakota..... | 410 | 154 | 46 | 97 | 3 | 5 | 279 | 375 | | 1 | 305 | 413 | 7 | 5 | 1 | 4 | 25 | 27 |
| Nebraska..... | 336 | 371 | 30 | 61 | 3 | 4 | 822 | 1,504 | 7 | 9 | 3,642 | 3,547 | 18 | 38 | 4 | 0 | 133 | 53 |
| Kansas..... | 324 | 285 | 29 | 36 | | 6 | 534 | 640 | 8 | 2 | 2,165 | 3,355 | 102 | 214 | 6 | 11 | 83 | 57 |
| SOUTH ATLANTIC: | | | | | | | | | | | | | | | | | | |
| Delaware..... | 91 | 110 | 2 | | 4 | 3 | 339 | 286 | | | 3,769 | 4,136 | 121 | 142 | 7 | 18 | 33 | 7 |
| Maryland..... | 811 | 537 | 16 | 18 | 6 | 19 | 1,617 | 994 | 8 | 1 | 10,872 | 9,543 | 231 | 221 | 33 | 21 | 177 | 79 |
| Dist. of Columbia..... | 180 | 86 | 16 | 5 | 25 | 72 | 1,347 | 1,207 | 14 | 8 | 4,330 | 3,764 | 148 | 108 | 23 | 11 | 71 | 17 |
| Virginia..... | 172 | 165 | 9 | 17 | 23 | 32 | 1,285 | 1,796 | 19 | 4 | 1,853 | 2,435 | 111 | 263 | 57 | 95 | 85 | 82 |
| West Virginia..... | 667 | 625 | 121 | 98 | 12 | 23 | 2,479 | 3,186 | 47 | 2 | 12,088 | 14,147 | 1,372 | 1,540 | 49 | 14 | 125 | 71 |
| North Carolina..... | 33 | 31 | 7 | 1 | 6 | 17 | 1,066 | 551 | 8 | | 438 | 463 | 21 | 16 | 9 | 10 | 29 | 7 |
| South Carolina..... | 21 | 26 | 1 | 1 | 6 | 10 | 627 | 573 | 3 | | 188 | 344 | 19 | 19 | 3 | 6 | 27 | 10 |
| Georgia..... | 143 | 111 | 8 | 5 | 12 | 21 | 1,197 | 1,473 | 4 | 1 | 712 | 700 | 79 | 123 | 90 | 39 | 42 | 60 |
| Florida..... | 645 | 472 | 38 | 16 | 12 | 6 | 1,552 | 1,408 | 7 | 3 | 5,262 | 4,745 | 4,125 | 4,091 | 122 | 222 | 63 | 22 |
| E. SOUTH CENTRAL: | | | | | | | | | | | | | | | | | | |
| Kentucky..... | 202 | 192 | 20 | 28 | 14 | 22 | 466 | 401 | 16 | 1 | 1,589 | 1,932 | 97 | 68 | 26 | 0 | 59 | 30 |
| Tennessee..... | 98 | 93 | 3 | 5 | 3 | 5 | 523 | 491 | 35 | 22 | 1,946 | 2,079 | 17 | 14 | 3 | 6 | 58 | 16 |
| Alabama..... | 133 | 120 | 16 | 18 | 5 | 22 | 968 | 915 | 1 | | 2,140 | 2,732 | 68 | 70 | 7 | 4 | 54 | 33 |
| Mississippi..... | 31 | 36 | 4 | | | 1 | 342 | 207 | | | 1,613 | 1,841 | 31 | 60 | 3 | 4 | 36 | 10 |
| W. SOUTH CENTRAL: | | | | | | | | | | | | | | | | | | |
| Arkansas..... | 36 | 62 | 33 | 17 | 2 | 1 | 312 | 277 | | 1 | 952 | 1,314 | 7 | 22 | 1 | 4 | 31 | 10 |
| Louisiana..... | 127 | 93 | 29 | 49 | 12 | 14 | 574 | 610 | 4 | 2 | 13,526 | 16,264 | 666 | 1,268 | 52 | 100 | 131 | 74 |
| Oklahoma..... | 140 | 65 | 109 | 105 | | 11 | 642 | 619 | | 1 | 1,157 | 2,122 | 50 | 124 | 12 | 13 | 71 | 49 |
| Texas..... | 544 | 443 | 49 | 70 | 23 | 75 | 1,803 | 1,977 | 16 | 8 | 6,550 | 8,024 | 714 | 1,081 | 39 | 66 | 354 | 203 |
| MOUNTAIN: | | | | | | | | | | | | | | | | | | |
| Montana..... | 641 | 344 | 197 | 264 | 1 | 28 | 840 | 1,465 | 26 | 38 | 2,840 | 3,842 | 67 | 68 | 14 | 30 | 41 | 13 |
| Idaho..... | 110 | 104 | 29 | 39 | 1 | 5 | 414 | 716 | 1 | 42 | 1,153 | 1,323 | 1,036 | 1,416 | 18 | 39 | 11 | 6 |
| Wyoming..... | 55 | 71 | 68 | 72 | 2 | 2 | 888 | 1,236 | 5 | 5 | 1,653 | 1,948 | 119 | 139 | 23 | 29 | 13 | 4 |
| Colorado..... | 450 | 394 | 271 | 349 | 9 | 12 | 1,230 | 1,802 | 8 | 11 | 10,670 | 12,579 | 210 | 297 | 15 | 53 | 69 | 43 |
| New Mexico..... | 20 | 8 | 11 | 18 | | 2 | 292 | 283 | | | 1,259 | 1,678 | 162 | 198 | 4 | 18 | 14 | 8 |
| Arizona..... | 75 | 51 | 18 | 28 | 2 | 10 | 366 | 329 | 10 | 6 | 822 | 1,261 | 473 | 1,013 | 21 | 30 | 14 | 8 |
| Utah..... | 64 | 69 | 37 | 30 | 5 | 12 | 2,197 | 3,029 | 17 | 41 | 2,814 | 3,225 | 274 | 250 | 8 | 4 | 19 | 19 |
| Nevada..... | 20 | 12 | 9 | 21 | | 1 | 499 | 618 | 3 | | 2,563 | 2,641 | 1,099 | 1,180 | 121 | 149 | 5 | 5 |
| PACIFIC: | | | | | | | | | | | | | | | | | | |
| Washington..... | 787 | 422 | 247 | 267 | 76 | 229 | 2,881 | 4,214 | 115 | 93 | 10,274 | 10,813 | 280 | 410 | 114 | 166 | 104 | 75 |
| Oregon..... | 843 | 352 | 174 | 214 | 17 | 41 | 1,575 | 1,928 | 10 | 13 | 4,728 | 4,324 | 497 | 553 | 101 | 125 | 51 | 34 |
| California..... | 5,141 | 2,403 | 409 | 271 | 167 | 264 | 12,675 | 10,313 | 93 | 49 | 107,249 | 88,502 | 13,016 | 11,123 | 22,695 | 24,517 | 1,029 | 609 |

COUNTRY OF ORIGIN OF THE FOREIGN WHITE STOCK

TABLE 8.—COUNTRY OF BIRTH OF THE FOREIGN-BORN WHITE POPULATION, BY DIVISIONS AND STATES: 1930 AND 1920—Continued

| DIVISION AND STATE | ARMENIA | | PALESTINE | | SYRIA | | TURKEY IN ASIA | | OTHER ASIA | | CANADA—FRENCH | | CANADA—OTHER | | NEWFOUND- LAND | | WEST INDIES | |
|--------------------------|---------------|---------------|--------------|--------------|---------------|---------------|----------------|---------------|---------------|--------------|----------------|----------------|----------------|----------------|-------------------|---------------|---------------|---------------|
| | 1930 | 1920 | 1930 | 1920 | 1930 | 1920 | 1930 | 1920 | 1930 | 1920 | 1930 | 1920 | 1930 | 1920 | 1930 | 1920 | 1930 | 1920 |
| United States... | 32,166 | 36,626 | 6,135 | 3,202 | 57,227 | 51,900 | 46,651 | 11,014 | 15,401 | 7,708 | 370,852 | 307,786 | 907,569 | 910,092 | 23,871 | 13,242 | 31,426 | 26,369 |
| GEOGRAPHIC DIVS.: | | | | | | | | | | | | | | | | | | |
| New England..... | 10,687 | 11,964 | 428 | 271 | 11,076 | 11,181 | 8,348 | 2,266 | 1,294 | 916 | 264,261 | 240,385 | 252,760 | 233,971 | 12,533 | 8,198 | 1,387 | 1,446 |
| Middle Atlantic..... | 8,412 | 10,806 | 3,534 | 1,489 | 17,950 | 15,601 | 21,183 | 4,335 | 4,409 | 2,018 | 33,336 | 17,045 | 147,411 | 120,049 | 8,046 | 2,772 | 16,983 | 11,692 |
| East North Central..... | 5,927 | 6,157 | 1,037 | 662 | 11,561 | 9,726 | 8,593 | 2,098 | 4,362 | 2,093 | 42,308 | 29,267 | 252,217 | 222,213 | 1,725 | 830 | 1,260 | 1,280 |
| West North Central..... | 267 | 717 | 167 | 142 | 3,127 | 3,405 | 507 | 322 | 500 | 417 | 10,531 | 10,459 | 52,323 | 69,785 | 185 | 181 | 281 | 366 |
| South Atlantic..... | 323 | 402 | 280 | 143 | 4,538 | 4,064 | 1,547 | 456 | 574 | 237 | 2,055 | 813 | 15,384 | 12,059 | 301 | 230 | 0,111 | 9,329 |
| East South Central..... | 32 | 61 | 98 | 77 | 1,703 | 1,501 | 157 | 93 | 105 | 71 | 347 | 179 | 2,763 | 2,907 | 46 | 32 | 280 | 303 |
| West South Central..... | 53 | 148 | 192 | 156 | 3,629 | 3,436 | 448 | 206 | 267 | 226 | 904 | 590 | 7,326 | 8,105 | 125 | 100 | 709 | 824 |
| Mountain..... | 193 | 362 | 71 | 73 | 1,136 | 1,324 | 298 | 190 | 267 | 241 | 3,678 | 3,482 | 23,302 | 30,185 | 134 | 106 | 174 | 209 |
| Pacific..... | 6,272 | 6,009 | 328 | 189 | 2,507 | 1,762 | 5,570 | 1,048 | 3,623 | 1,549 | 13,342 | 5,566 | 154,083 | 110,768 | 870 | 703 | 1,241 | 911 |
| NEW ENGLAND: | | | | | | | | | | | | | | | | | | |
| Maine..... | 134 | 142 | 11 | 10 | 475 | 627 | 131 | 43 | 35 | 42 | 36,947 | 35,580 | 36,796 | 38,570 | 204 | 215 | 56 | 81 |
| New Hampshire..... | 151 | 276 | 2 | 7 | 411 | 523 | 250 | 60 | 22 | 9 | 37,682 | 38,277 | 13,277 | 13,997 | 228 | 182 | 35 | 33 |
| Vermont..... | 14 | 55 | 7 | 1 | 267 | 228 | 17 | 5 | 10 | 9 | 17,320 | 14,181 | 9,862 | 10,687 | 101 | 67 | 16 | 12 |
| Massachusetts..... | 7,705 | 8,640 | 250 | 180 | 7,153 | 7,128 | 6,124 | 1,671 | 460 | 333 | 115,241 | 108,691 | 172,810 | 163,330 | 10,986 | 7,165 | 800 | 871 |
| Rhode Island..... | 1,909 | 1,850 | 31 | 14 | 1,218 | 1,285 | 1,084 | 202 | 92 | 73 | 31,601 | 28,887 | 7,777 | 7,525 | 256 | 233 | 142 | 139 |
| Connecticut..... | 774 | 1,001 | 127 | 59 | 1,552 | 1,390 | 733 | 225 | 609 | 450 | 25,670 | 14,799 | 12,238 | 9,862 | 758 | 336 | 338 | 310 |
| MIDDLE ATLANTIC: | | | | | | | | | | | | | | | | | | |
| New York..... | 4,874 | 5,599 | 2,911 | 1,061 | 10,113 | 8,127 | 16,678 | 3,200 | 3,163 | 1,300 | 28,955 | 15,560 | 118,019 | 96,414 | 6,374 | 1,809 | 14,430 | 9,532 |
| New Jersey..... | 1,947 | 2,275 | 312 | 160 | 2,627 | 2,002 | 2,353 | 440 | 570 | 347 | 2,470 | 772 | 14,051 | 9,520 | 932 | 476 | 1,575 | 1,120 |
| Pennsylvania..... | 1,561 | 2,932 | 311 | 268 | 5,210 | 5,312 | 2,157 | 695 | 667 | 371 | 1,911 | 713 | 14,441 | 14,115 | 740 | 437 | 878 | 1,040 |
| E. NORTH CENTRAL: | | | | | | | | | | | | | | | | | | |
| Ohio..... | 468 | 906 | 270 | 185 | 4,226 | 3,680 | 1,826 | 637 | 614 | 276 | 2,606 | 1,277 | 24,241 | 22,890 | 217 | 147 | 308 | 533 |
| Indiana..... | 127 | 134 | 42 | 26 | 741 | 717 | 297 | 168 | 288 | 145 | 682 | 406 | 5,510 | 4,690 | 69 | 44 | 62 | 51 |
| Illinois..... | 1,635 | 1,715 | 456 | 232 | 1,095 | 1,149 | 2,048 | 502 | 2,411 | 1,028 | 6,189 | 4,032 | 37,400 | 34,343 | 380 | 311 | 404 | 389 |
| Michigan..... | 3,322 | 2,498 | 220 | 176 | 4,990 | 3,648 | 3,554 | 663 | 930 | 408 | 28,636 | 18,635 | 178,777 | 145,807 | 975 | 245 | 347 | 239 |
| Wisconsin..... | 375 | 904 | 49 | 43 | 500 | 532 | 858 | 138 | 113 | 110 | 4,292 | 4,917 | 11,280 | 14,414 | 78 | 83 | 69 | 77 |
| W. NORTH CENTRAL: | | | | | | | | | | | | | | | | | | |
| Minnesota..... | 60 | 174 | 35 | 25 | 670 | 818 | 83 | 100 | 159 | 105 | 6,484 | 6,796 | 20,618 | 26,936 | 48 | 56 | 27 | 56 |
| Iowa..... | 68 | 101 | 10 | 22 | 570 | 512 | 67 | 51 | 76 | 69 | 608 | 401 | 5,725 | 8,528 | 42 | 35 | 41 | 71 |
| Missouri..... | 86 | 181 | 83 | 63 | 806 | 848 | 240 | 88 | 96 | 67 | 588 | 299 | 4,824 | 6,204 | 38 | 38 | 144 | 152 |
| North Dakota..... | 22 | 75 | 4 | 5 | 235 | 289 | 38 | 21 | 28 | 29 | 1,354 | 1,533 | 10,887 | 14,017 | 11 | 20 | 6 | 4 |
| South Dakota..... | 3 | 18 | 4 | 1 | 229 | 265 | 28 | 12 | 14 | 42 | 492 | 508 | 2,866 | 3,945 | 8 | 3 | 8 | 12 |
| Nebraska..... | 24 | 138 | 26 | 14 | 369 | 414 | 28 | 28 | 62 | 51 | 436 | 351 | 3,942 | 5,407 | 34 | 20 | 15 | 38 |
| Kansas..... | 4 | 30 | 5 | 12 | 248 | 259 | 23 | 27 | 55 | 54 | 569 | 571 | 3,468 | 4,748 | 4 | 9 | 40 | 33 |
| SOUTH ATLANTIC: | | | | | | | | | | | | | | | | | | |
| Delaware..... | 3 | 6 | 2 | 10 | 5 | 2 | 21 | 6 | 8 | 3 | 61 | 23 | 399 | 423 | 8 | 8 | 43 | 28 |
| Maryland..... | 30 | 43 | 65 | 15 | 68 | 72 | 180 | 39 | 68 | 41 | 291 | 117 | 1,975 | 1,747 | 61 | 61 | 226 | 215 |
| Dist. of Columbia..... | 68 | 63 | 46 | 19 | 259 | 211 | 198 | 62 | 64 | 27 | 223 | 147 | 1,458 | 1,541 | 33 | 18 | 129 | 114 |
| Virginia..... | 133 | 164 | 33 | 23 | 636 | 550 | 230 | 77 | 90 | 54 | 167 | 106 | 1,460 | 1,817 | 27 | 32 | 91 | 94 |
| West Virginia..... | 16 | 41 | 17 | 20 | 1,300 | 1,235 | 369 | 157 | 79 | 11 | 118 | 54 | 839 | 903 | 15 | 6 | 35 | 26 |
| North Carolina..... | 2 | 10 | 32 | 22 | 669 | 592 | 108 | 23 | 61 | 22 | 80 | 15 | 850 | 635 | 26 | 7 | 38 | 34 |
| South Carolina..... | | 6 | 12 | 2 | 401 | 396 | 98 | 5 | 34 | 15 | 101 | 24 | 247 | 244 | 7 | 1 | 30 | 29 |
| Georgia..... | 23 | 28 | 23 | 16 | 388 | 473 | 185 | 49 | 37 | 20 | 89 | 50 | 985 | 905 | 20 | 22 | 101 | 89 |
| Florida..... | 48 | 41 | 50 | 16 | 912 | 533 | 163 | 38 | 133 | 44 | 985 | 277 | 7,171 | 3,844 | 104 | 75 | 8,418 | 8,700 |
| E. SOUTH CENTRAL: | | | | | | | | | | | | | | | | | | |
| Kentucky..... | 8 | 20 | 33 | 16 | 414 | 300 | 48 | 22 | 33 | 24 | 96 | 50 | 822 | 835 | 21 | 13 | 34 | 36 |
| Tennessee..... | 13 | 18 | 24 | 30 | 109 | 127 | 30 | 20 | 26 | 18 | 92 | 47 | 847 | 925 | 12 | 9 | 37 | 38 |
| Alabama..... | 3 | 22 | 21 | 16 | 487 | 482 | 62 | 39 | 26 | 15 | 117 | 52 | 785 | 840 | 11 | 3 | 176 | 201 |
| Mississippi..... | 3 | 1 | 20 | 15 | 663 | 583 | 17 | 12 | 20 | 14 | 42 | 30 | 309 | 367 | 2 | 7 | 33 | 28 |
| W. SOUTH CENTRAL: | | | | | | | | | | | | | | | | | | |
| Arkansas..... | 4 | 7 | 6 | 16 | 221 | 213 | 18 | 10 | 7 | 7 | 77 | 58 | 618 | 822 | 39 | 20 | 12 | 15 |
| Louisiana..... | 15 | 27 | 25 | 15 | 929 | 954 | 117 | 61 | 48 | 46 | 222 | 157 | 759 | 1,008 | 18 | 16 | 359 | 495 |
| Oklahoma..... | 10 | 15 | 29 | 20 | 809 | 691 | 45 | 21 | 51 | 53 | 243 | 126 | 1,876 | 2,349 | 15 | 11 | 36 | 43 |
| Texas..... | 24 | 99 | 132 | 105 | 1,670 | 1,578 | 268 | 114 | 161 | 120 | 462 | 249 | 4,073 | 3,926 | 53 | 53 | 302 | 271 |
| MOUNTAIN: | | | | | | | | | | | | | | | | | | |
| Montana..... | 43 | 140 | 11 | 8 | 155 | 192 | 79 | 62 | 47 | 50 | 1,966 | 2,211 | 8,787 | 12,105 | 33 | 63 | 22 | 25 |
| Idaho..... | 14 | 13 | 2 | 1 | 43 | 49 | 11 | 15 | 17 | 30 | 571 | 476 | 3,931 | 4,478 | 41 | 59 | 7 | 10 |
| Wyoming..... | 24 | 62 | 4 | 4 | 82 | 13 | 25 | 22 | 18 | 11 | 118 | 92 | 1,018 | 1,346 | 3 | 4 | 15 | 14 |
| Colorado..... | 35 | 46 | 27 | 41 | 254 | 289 | 78 | 30 | 73 | 62 | 572 | 418 | 5,244 | 7,203 | 27 | 39 | 61 | 91 |
| New Mexico..... | 2 | 2 | 1 | 2 | 192 | 198 | 8 | 5 | 17 | 11 | 62 | 42 | 551 | 690 | 6 | 3 | 10 | 15 |
| Arizona..... | 14 | 8 | 14 | 8 | 285 | 327 | 29 | 15 | 53 | 39 | 158 | 90 | 1,860 | 1,872 | 15 | 16 | 40 | 41 |
| Utah..... | 37 | 80 | 10 | 5 | 141 | 174 | 34 | 18 | 22 | 23 | 97 | 45 | 1,093 | 1,421 | 5 | 4 | 7 | 8 |
| Nevada..... | 24 | 11 | 2 | 4 | 21 | 13 | 46 | 20 | 16 | 8 | 134 | 108 | 818 | 1,070 | 4 | 8 | 12 | 5 |
| PACIFIC: | | | | | | | | | | | | | | | | | | |
| Washington..... | 113 | 259 | 22 | 18 | 272 | 318 | 646 | 288 | 408 | 297 | 4,340 | 2,581 | 43,724 | 40,407 | 260 | 318 | 77 | 100 |
| Oregon..... | 47 | 63 | 12 | 5 | 186 | 185 | 154 | 56 | 149 | 90 | 1,345 | 879 | 16,571 | 13,095 | 67 | 49 | 43 | 58 |
| California..... | 6,112 | 5,687 | 294 | 169 | 2,049 | 1,259 | 4,770 | 704 | 3,066 | 1,162 | 7,657 | 2,806 | 93,788 | 57,256 | 559 | 336 | 1,121 | 753 |

</

POPULATION

TABLE 8.—COUNTRY OF BIRTH OF THE FOREIGN-BORN WHITE POPULATION, BY DIVISIONS AND STATES: 1930 AND 1920—Continued

| DIVISION AND STATE | MEXICO | | CENTRAL AND SOUTH AMERICA | | AFRICA | | AUSTRALIA | | ATLANTIC ISLANDS | | PACIFIC ISLANDS | | COUNTRY NOT SPECIFIED | | BORN AT SEA | |
|------------------------------|--------|-------------------------------|---------------------------|--------|--------|-------|-----------|--------|------------------|--------|-----------------|-------|-----------------------|-------|-------------|-------|
| | 1930 | 1920 (ad-justed) ¹ | 1930 | 1920 | 1930 | 1920 | 1930 | 1920 | 1930 | 1920 | 1930 | 1920 | 1930 | 1920 | 1930 | 1920 |
| United States..... | 23,743 | 21,023 | 37,509 | 20,929 | 7,866 | 5,222 | 12,720 | 10,801 | 39,479 | 38,984 | 4,364 | 3,643 | 1,485 | 3,560 | 4,968 | 5,302 |
| GEOGRAPHIC DIVISIONS: | | | | | | | | | | | | | | | | |
| New England..... | 145 | 140 | 2,460 | 1,681 | 662 | 437 | 597 | 531 | 24,229 | 28,484 | 154 | 171 | 84 | 304 | 378 | 380 |
| Middle Atlantic..... | 3,551 | 2,273 | 20,149 | 9,650 | 3,408 | 1,951 | 2,620 | 2,188 | 1,189 | 835 | 625 | 402 | 460 | 647 | 991 | 1,015 |
| East North Central..... | 2,905 | 672 | 3,310 | 1,875 | 1,145 | 810 | 1,084 | 1,413 | 213 | 261 | 354 | 282 | 442 | 1,517 | 1,434 | 1,628 |
| West North Central..... | 1,064 | 1,005 | 711 | 729 | 272 | 290 | 470 | 548 | 35 | 35 | 134 | 129 | 85 | 270 | 802 | 949 |
| South Atlantic..... | 377 | 356 | 1,304 | 812 | 340 | 230 | 400 | 274 | 143 | 165 | 127 | 91 | 109 | 83 | 171 | 169 |
| East South Central..... | 138 | 238 | 262 | 181 | 63 | 62 | 87 | 80 | 5 | 11 | 20 | 18 | 15 | 23 | 62 | 90 |
| West South Central..... | 4,455 | 7,870 | 1,443 | 1,225 | 195 | 202 | 276 | 308 | 59 | 55 | 88 | 79 | 35 | 224 | 207 | 252 |
| Mountain..... | 2,284 | 3,808 | 513 | 465 | 264 | 336 | 616 | 623 | 176 | 154 | 336 | 353 | 30 | 212 | 186 | 216 |
| Pacific..... | 8,824 | 4,702 | 7,357 | 4,311 | 1,517 | 904 | 5,964 | 4,836 | 13,425 | 8,934 | 2,526 | 2,058 | 216 | 275 | 727 | 603 |
| NEW ENGLAND: | | | | | | | | | | | | | | | | |
| Maine..... | 4 | 7 | 31 | 17 | 14 | 15 | 20 | 23 | 30 | 10 | 8 | 4 | 10 | 12 | 43 | 40 |
| New Hampshire..... | 4 | 8 | 34 | 31 | 17 | 10 | 20 | 21 | 63 | 40 | 2 | 4 | 5 | 14 | 18 | 11 |
| Vermont..... | 9 | 4 | 30 | 42 | 11 | 8 | 14 | 5 | 6 | 3 | 3 | 5 | 1 | 3 | 13 | 10 |
| Massachusetts..... | 85 | 96 | 1,390 | 1,056 | 432 | 293 | 369 | 337 | 20,213 | 25,230 | 98 | 100 | 46 | 62 | 105 | 212 |
| Rhode Island..... | 12 | 3 | 352 | 237 | 65 | 42 | 56 | 43 | 3,732 | 2,991 | 18 | 22 | 7 | 8 | 35 | 25 |
| Connecticut..... | 31 | 31 | 623 | 298 | 123 | 79 | 118 | 102 | 185 | 210 | 25 | 36 | 15 | 205 | 74 | 82 |
| MIDDLE ATLANTIC: | | | | | | | | | | | | | | | | |
| New York..... | 2,744 | 1,630 | 16,032 | 7,430 | 2,580 | 1,399 | 1,659 | 1,360 | 857 | 569 | 430 | 317 | 289 | 249 | 533 | 479 |
| New Jersey..... | 288 | 221 | 2,415 | 1,040 | 485 | 277 | 428 | 317 | 247 | 179 | 103 | 91 | 69 | 104 | 185 | 169 |
| Pennsylvania..... | 519 | 372 | 1,702 | 1,180 | 343 | 275 | 539 | 511 | 85 | 87 | 87 | 54 | 121 | 204 | 273 | 367 |
| EAST NORTH CENTRAL: | | | | | | | | | | | | | | | | |
| Ohio..... | 309 | 112 | 683 | 451 | 218 | 157 | 307 | 232 | 34 | 42 | 40 | 38 | 66 | 188 | 298 | 206 |
| Indiana..... | 218 | 23 | 143 | 80 | 37 | 37 | 98 | 77 | 8 | 7 | 26 | 26 | 16 | 43 | 94 | 133 |
| Illinois..... | 1,430 | 269 | 1,433 | 743 | 473 | 349 | 709 | 598 | 129 | 105 | 154 | 114 | 123 | 285 | 413 | 492 |
| Michigan..... | 760 | 121 | 774 | 432 | 352 | 208 | 445 | 397 | 40 | 11 | 104 | 80 | 191 | 128 | 297 | 314 |
| Wisconsin..... | 188 | 17 | 222 | 169 | 65 | 59 | 125 | 109 | 7 | 6 | 24 | 24 | 41 | 873 | 332 | 303 |
| WEST NORTH CENTRAL: | | | | | | | | | | | | | | | | |
| Minnesota..... | 115 | 14 | 114 | 116 | 86 | 90 | 86 | 104 | 17 | 14 | 30 | 28 | 16 | 67 | 221 | 266 |
| Iowa..... | 176 | 205 | 83 | 109 | 27 | 32 | 81 | 101 | 7 | 8 | 26 | 37 | 7 | 36 | 154 | 165 |
| Missouri..... | 359 | 434 | 247 | 208 | 76 | 82 | 146 | 137 | 5 | 5 | 35 | 23 | 31 | 41 | 123 | 180 |
| North Dakota..... | 32 | 2 | 46 | 39 | 17 | 10 | 25 | 35 | | | 3 | 2 | 11 | 23 | 71 | 75 |
| South Dakota..... | 14 | 2 | 16 | 27 | 20 | 20 | 18 | 24 | | | 7 | 9 | 8 | 12 | 56 | 72 |
| Nebraska..... | 212 | 145 | 68 | 71 | 22 | 28 | 47 | 80 | 1 | 4 | 15 | 11 | 4 | 71 | 82 | 98 |
| Kansas..... | 156 | 203 | 137 | 150 | 24 | 28 | 67 | 67 | 5 | 4 | 18 | 19 | 8 | 20 | 90 | 93 |
| SOUTH ATLANTIC: | | | | | | | | | | | | | | | | |
| Delaware..... | 14 | 25 | 84 | 15 | 9 | 9 | 8 | 12 | 3 | 1 | 4 | 5 | 28 | | 3 | 7 |
| Maryland..... | 40 | 46 | 270 | 176 | 83 | 40 | 86 | 61 | 20 | 22 | 38 | 31 | 11 | 11 | 47 | 48 |
| District of Columbia..... | 61 | 39 | 231 | 154 | 47 | 40 | 43 | 25 | 8 | 7 | 11 | 6 | 10 | 12 | 14 | 16 |
| Virginia..... | 24 | 54 | 114 | 117 | 28 | 36 | 53 | 41 | 12 | 29 | 17 | 18 | 3 | 14 | 23 | 24 |
| West Virginia..... | 101 | 32 | 96 | 48 | 20 | 8 | 40 | 33 | 3 | 3 | 1 | 2 | 3 | 31 | 28 | 28 |
| North Carolina..... | 11 | 21 | 30 | 36 | 13 | 17 | 22 | 14 | 3 | 1 | 16 | 8 | | 2 | 7 | 5 |
| South Carolina..... | 6 | 10 | 12 | 15 | 13 | 4 | 4 | 5 | 4 | 6 | 2 | 1 | 1 | 1 | 6 | 3 |
| Georgia..... | 21 | 30 | 70 | 44 | 31 | 22 | 30 | 26 | 10 | 9 | 10 | 8 | 4 | 9 | 9 | 11 |
| Florida..... | 99 | 99 | 388 | 207 | 79 | 48 | 114 | 57 | 80 | 87 | 28 | 12 | 49 | 3 | 34 | 27 |
| EAST SOUTH CENTRAL: | | | | | | | | | | | | | | | | |
| Kentucky..... | 24 | 60 | 36 | 36 | 18 | 9 | 20 | 36 | 1 | 2 | 10 | 9 | 7 | 13 | 24 | 54 |
| Tennessee..... | 27 | 132 | 56 | 44 | 19 | 13 | 27 | 15 | | 2 | 3 | 4 | 3 | 8 | 11 | 16 |
| Alabama..... | 43 | 87 | 92 | 65 | 16 | 23 | 19 | 21 | 3 | 7 | 4 | 5 | 3 | 4 | 19 | 11 |
| Mississippi..... | 44 | 9 | 78 | 36 | 10 | 17 | 12 | 8 | 1 | | 3 | | 2 | 3 | 8 | 9 |
| WEST SOUTH CENTRAL: | | | | | | | | | | | | | | | | |
| Arkansas..... | 37 | 65 | 29 | 23 | 14 | 16 | 19 | 25 | 2 | 4 | 4 | 7 | 4 | 1 | 18 | 26 |
| Louisiana..... | 557 | 504 | 1,023 | 844 | 62 | 53 | 45 | 60 | 14 | 13 | 14 | 10 | 3 | 5 | 32 | 39 |
| Oklahoma..... | 169 | 384 | 71 | 67 | 25 | 22 | 46 | 54 | 5 | 2 | 16 | 12 | 6 | 20 | 43 | 50 |
| Texas..... | 3,892 | 6,917 | 320 | 291 | 94 | 111 | 166 | 169 | 38 | 36 | 54 | 50 | 22 | 198 | 114 | 137 |
| MOUNTAIN: | | | | | | | | | | | | | | | | |
| Montana..... | 83 | 14 | 65 | 71 | 35 | 48 | 71 | 81 | 10 | 5 | 25 | 38 | 5 | 66 | 39 | 40 |
| Idaho..... | 68 | 151 | 30 | 24 | 33 | 44 | 53 | 57 | 28 | 23 | 54 | 72 | 1 | 41 | 18 | 27 |
| Wyoming..... | 67 | 33 | 19 | 29 | 17 | 14 | 13 | 17 | 1 | 7 | 13 | 14 | 2 | 12 | 10 | 10 |
| Colorado..... | 336 | 199 | 213 | 183 | 44 | 53 | 114 | 112 | 11 | 8 | 34 | 39 | 9 | 22 | 64 | 63 |
| New Mexico..... | 390 | 842 | 50 | 20 | 13 | 25 | 19 | 14 | 2 | 2 | 8 | 4 | 1 | 2 | 6 | 5 |
| Arizona..... | 1,036 | 2,354 | 58 | 72 | 25 | 22 | 85 | 81 | 5 | 1 | 26 | 26 | 1 | 65 | 12 | 21 |
| Utah..... | 177 | 154 | 38 | 30 | 78 | 115 | 215 | 221 | 2 | 4 | 154 | 137 | 9 | 2 | 31 | 40 |
| Nevada..... | 72 | 61 | 40 | 36 | 19 | 15 | 46 | 40 | 117 | 104 | 22 | 23 | 2 | 2 | 6 | 10 |
| PACIFIC: | | | | | | | | | | | | | | | | |
| Washington..... | 115 | 145 | 350 | 303 | 170 | 124 | 583 | 610 | 51 | 44 | 246 | 244 | 57 | 124 | 176 | 177 |
| Oregon..... | 61 | 66 | 151 | 122 | 63 | 72 | 273 | 213 | 40 | 48 | 154 | 158 | 13 | 13 | 78 | 53 |
| California..... | 8,648 | 4,491 | 6,856 | 3,886 | 1,234 | 708 | 5,103 | 4,013 | 13,334 | 8,892 | 2,126 | 1,656 | 146 | 138 | 473 | 373 |

¹ Estimated number of persons of Mexican birth returned in 1920 who would have been counted as foreign-born white even under the 1930 rules for classification.

COUNTRY OF ORIGIN OF THE FOREIGN WHITE STOCK

TABLE 9.—NATIVE WHITE POPULATION OF FOREIGN OR MIXED PARENTAGE BY COUNTRY OF BIRTH OF PARENTS, BY DIVISIONS AND STATES: 1930

| DIVISION AND STATE | All countries | England | Scotland | Wales | North-ern Ireland | Irish Free State | Nor-way | Sweden | Den-mark | Ice-land | Nether-lands | Bel-gium | Lux-emb-urg | Swit-zer-land | France | Germany | Poland |
|--------------------------|---------------|-----------|----------|---------|-------------------|------------------|---------|---------|----------|----------|--------------|----------|-------------|---------------|---------|-----------|-----------|
| United States.. | 25,361,186 | 1,718,689 | 545,268 | 178,462 | 517,187 | 2,341,712 | 752,246 | 967,453 | 349,668 | 4,049 | 280,833 | 82,897 | 25,321 | 260,993 | 336,373 | 5,204,289 | 2,073,615 |
| GEOGRAPHIC DIVS.: | | | | | | | | | | | | | | | | | |
| New England... | 3,063,721 | 210,581 | 73,558 | 5,754 | 30,808 | 632,261 | 11,172 | 81,897 | 11,658 | 59 | 4,074 | 3,150 | 118 | 5,907 | 18,317 | 116,010 | 225,511 |
| Middle Atlantic... | 8,463,164 | 510,280 | 166,495 | 60,975 | 231,012 | 931,923 | 43,477 | 107,077 | 32,117 | 150 | 49,759 | 12,920 | 1,113 | 48,004 | 93,307 | 1,201,505 | 638,072 |
| E. N. Central... | 6,553,164 | 376,572 | 117,061 | 42,567 | 81,911 | 387,375 | 172,932 | 254,768 | 76,458 | 352 | 134,866 | 42,617 | 10,326 | 81,541 | 85,426 | 1,037,086 | 741,276 |
| W. N. Central... | 3,260,727 | 156,582 | 50,307 | 17,397 | 39,545 | 180,569 | 386,713 | 325,204 | 118,312 | 2,407 | 55,910 | 11,805 | 11,431 | 45,926 | 36,381 | 1,054,013 | 72,552 |
| South Atlantic... | 632,638 | 59,480 | 20,700 | 5,455 | 15,054 | 60,521 | 4,132 | 8,459 | 3,781 | 26 | 2,941 | 1,590 | 172 | 5,359 | 9,992 | 150,102 | 46,204 |
| E. S. Central... | 1,935,012 | 17,610 | 6,558 | 1,043 | 4,696 | 24,636 | 1,067 | 2,606 | 1,225 | 10 | 1,163 | 399 | 41 | 5,439 | 7,284 | 72,528 | 3,470 |
| W. S. Central... | 579,469 | 43,251 | 12,867 | 2,638 | 8,393 | 34,859 | 5,903 | 14,890 | 6,184 | 18 | 2,938 | 2,100 | 260 | 9,601 | 27,224 | 196,501 | 14,152 |
| Mountain... | 715,417 | 118,973 | 31,806 | 13,828 | 12,516 | 44,808 | 36,135 | 52,098 | 42,305 | 443 | 9,121 | 2,164 | 654 | 14,857 | 11,066 | 107,745 | 7,489 |
| Pacific..... | 1,904,874 | 202,254 | 65,826 | 17,235 | 42,332 | 144,760 | 90,715 | 120,374 | 57,628 | 1,194 | 20,061 | 6,077 | 1,700 | 44,239 | 47,376 | 333,790 | 24,883 |
| NEW ENGLAND: | | | | | | | | | | | | | | | | | |
| Maine..... | 179,572 | 0,186 | 3,473 | 323 | 2,855 | 12,103 | 822 | 3,128 | 1,494 | 2 | 116 | 55 | 3 | 134 | 601 | 2,082 | 2,226 |
| New Hampshire... | 142,262 | 8,004 | 3,192 | 180 | 2,800 | 14,485 | 603 | 2,101 | 320 | 2 | 160 | 328 | | 152 | 620 | 2,906 | 6,405 |
| Vermont..... | 81,814 | 4,634 | 2,703 | 890 | 1,939 | 8,702 | 183 | 1,425 | 215 | | 76 | 20 | 5 | 201 | 511 | 1,711 | 3,023 |
| Massachusetts... | 1,703,506 | 123,999 | 42,830 | 2,704 | 46,702 | 358,541 | 6,723 | 44,206 | 4,800 | 46 | 2,057 | 1,495 | 58 | 2,120 | 9,340 | 40,504 | 115,621 |
| Rhode Island..... | 295,330 | 34,275 | 8,040 | 455 | 10,451 | 41,016 | 761 | 7,936 | 411 | 1 | 213 | 669 | 12 | 305 | 1,951 | 7,000 | 13,685 |
| Connecticut..... | 656,238 | 30,483 | 12,714 | 1,202 | 10,061 | 97,414 | 2,090 | 22,921 | 4,400 | 8 | 853 | 583 | 40 | 2,995 | 5,285 | 52,810 | 84,546 |
| MIDDLE ATLANTIC: | | | | | | | | | | | | | | | | | |
| New York..... | 4,434,798 | 236,448 | 70,174 | 15,094 | 92,708 | 561,519 | 31,640 | 60,270 | 17,972 | 74 | 23,953 | 4,763 | 638 | 22,450 | 49,315 | 682,579 | 428,568 |
| New Jersey..... | 1,413,239 | 98,145 | 35,564 | 4,081 | 30,957 | 147,318 | 8,200 | 16,489 | 9,880 | 07 | 22,701 | 2,774 | 175 | 11,908 | 18,103 | 232,307 | 160,135 |
| Pennsylvania..... | 2,555,127 | 184,637 | 60,757 | 50,800 | 99,167 | 223,080 | 3,637 | 30,318 | 4,765 | 9 | 3,105 | 5,380 | 300 | 13,640 | 25,889 | 370,619 | 349,369 |
| E. N. CENTRAL: | | | | | | | | | | | | | | | | | |
| Ohio..... | 1,361,674 | 95,665 | 27,341 | 22,214 | 22,012 | 86,543 | 3,063 | 12,474 | 4,162 | 11 | 5,887 | 2,709 | 415 | 27,237 | 25,530 | 413,217 | 111,115 |
| Indiana..... | 375,268 | 24,084 | 7,954 | 2,628 | 5,572 | 20,890 | 1,917 | 9,157 | 2,263 | 15 | 5,280 | 3,728 | 188 | 8,271 | 10,074 | 150,308 | 34,134 |
| Illinois..... | 2,279,213 | 118,192 | 41,484 | 8,633 | 20,969 | 187,751 | 50,474 | 150,358 | 28,997 | 166 | 30,160 | 12,734 | 0,254 | 18,730 | 28,507 | 604,021 | 297,825 |
| Michigan..... | 1,445,865 | 103,127 | 30,733 | 3,788 | 16,927 | 40,247 | 15,016 | 44,072 | 13,207 | 54 | 74,298 | 12,887 | 868 | 8,232 | 13,504 | 283,540 | 201,300 |
| Wisconsin..... | 1,091,154 | 35,604 | 9,640 | 5,304 | 7,441 | 30,944 | 101,562 | 33,107 | 27,829 | 116 | 19,230 | 10,409 | 2,601 | 10,071 | 7,402 | 470,631 | 90,896 |
| W. N. CENTRAL: | | | | | | | | | | | | | | | | | |
| Minnesota..... | 1,036,363 | 20,120 | 0,797 | 2,600 | 7,309 | 38,398 | 196,350 | 180,150 | 32,389 | 724 | 12,330 | 3,783 | 4,095 | 8,251 | 6,002 | 267,792 | 33,896 |
| Iowa..... | 585,109 | 40,134 | 12,046 | 5,213 | 10,899 | 43,013 | 44,194 | 40,555 | 32,803 | 21 | 20,184 | 2,051 | 3,587 | 8,803 | 7,178 | 233,792 | 2,718 |
| Missouri..... | 473,159 | 80,933 | 8,963 | 2,733 | 8,155 | 48,617 | 1,869 | 9,470 | 3,535 | 19 | 2,800 | 1,781 | 158 | 12,806 | 12,263 | 220,649 | 12,846 |
| North Dakota..... | 309,473 | 5,657 | 2,743 | 470 | 1,424 | 5,471 | 93,185 | 21,423 | 7,588 | 1,545 | 2,001 | 619 | 695 | 1,508 | 1,044 | 44,431 | 5,523 |
| South Dakota..... | 228,427 | 8,910 | 2,633 | 1,255 | 2,130 | 8,347 | 42,651 | 17,023 | 12,916 | 45 | 7,761 | 610 | 1,400 | 2,099 | 1,352 | 61,598 | 1,939 |
| Nebraska..... | 364,507 | 10,171 | 5,639 | 1,895 | 4,330 | 18,552 | 5,770 | 35,752 | 23,588 | 43 | 2,679 | 907 | 926 | 5,131 | 3,090 | 135,785 | 11,734 |
| Kansas..... | 260,689 | 25,657 | 7,886 | 3,066 | 5,236 | 18,171 | 2,704 | 20,885 | 5,193 | 10 | 2,155 | 2,054 | 591 | 7,328 | 5,462 | 80,996 | 3,896 |
| SOUTH ATLANTIC: | | | | | | | | | | | | | | | | | |
| Delaware..... | 33,785 | 2,897 | 818 | 169 | 2,573 | 4,811 | 82 | 424 | 100 | | 77 | 23 | | 138 | 390 | 4,101 | 5,985 |
| Maryland..... | 210,281 | 12,428 | 5,115 | 1,552 | 3,979 | 19,476 | 790 | 1,324 | 730 | 9 | 700 | 162 | 35 | 1,003 | 2,105 | 75,967 | 23,818 |
| Dist. Columbia... | 61,555 | 0,563 | 1,986 | 420 | 1,986 | 11,779 | 533 | 923 | 381 | 6 | 313 | 81 | 20 | 588 | 1,092 | 12,368 | 1,794 |
| Virginia..... | 53,882 | 7,777 | 2,781 | 455 | 1,430 | 5,303 | 576 | 892 | 499 | 6 | 396 | 74 | 16 | 498 | 1,120 | 10,454 | 1,784 |
| West Virginia... | 100,870 | 8,028 | 3,049 | 1,705 | 1,581 | 6,051 | 137 | 621 | 195 | 1 | 207 | 790 | 20 | 1,421 | 1,493 | 16,676 | 9,312 |
| North Carolina... | 17,597 | 2,977 | 1,175 | 118 | 398 | 1,243 | 171 | 355 | 147 | | 170 | 59 | 3 | 206 | 423 | 3,219 | 409 |
| South Carolina... | 13,335 | 1,393 | 616 | 50 | 515 | 1,411 | 76 | 258 | 104 | | 39 | 72 | 8 | 63 | 302 | 3,651 | 640 |
| Georgia..... | 30,558 | 3,687 | 1,453 | 243 | 779 | 3,871 | 286 | 569 | 240 | | 179 | 68 | 8 | 295 | 926 | 6,683 | 1,247 |
| Florida..... | 101,775 | 13,136 | 3,707 | 743 | 1,873 | 5,880 | 1,481 | 3,093 | 1,382 | 4 | 851 | 261 | 62 | 1,147 | 2,195 | 17,034 | 1,149 |
| E. S. CENTRAL: | | | | | | | | | | | | | | | | | |
| Kentucky..... | 96,084 | 5,928 | 1,853 | 554 | 1,943 | 14,179 | 173 | 461 | 250 | 4 | 589 | 178 | 11 | 3,062 | 3,519 | 51,021 | 1,110 |
| Tennessee..... | 38,170 | 4,492 | 1,866 | 535 | 1,103 | 5,178 | 229 | 643 | 308 | 5 | 224 | 44 | 10 | 1,545 | 1,129 | 9,225 | 1,127 |
| Alabama..... | 38,726 | 5,241 | 2,695 | 477 | 987 | 3,123 | 448 | 1,052 | 394 | 1 | 246 | 98 | 13 | 529 | 1,452 | 8,123 | 700 |
| Mississippi..... | 21,132 | 1,949 | 644 | 77 | 663 | 2,156 | 217 | 510 | 379 | | 104 | 79 | 7 | 603 | 1,184 | 4,159 | 449 |
| W. S. CENTRAL: | | | | | | | | | | | | | | | | | |
| Arkansas..... | 35,528 | 3,746 | 1,156 | 288 | 614 | 3,031 | 207 | 682 | 373 | | 341 | 168 | 20 | 1,470 | 1,367 | 13,826 | 745 |
| Louisiana..... | 110,678 | 5,534 | 1,535 | 223 | 2,032 | 8,376 | 695 | 908 | 701 | 8 | 439 | 750 | 20 | 1,011 | 14,378 | 23,129 | 901 |
| Oklahoma..... | 102,366 | 11,150 | 3,819 | 1,088 | 2,107 | 7,994 | 1,048 | 2,042 | 1,546 | 3 | 739 | 416 | 120 | 2,276 | 3,086 | 32,097 | 2,726 |
| Texas..... | 327,897 | 22,821 | 6,357 | 1,039 | 3,640 | 15,758 | 4,053 | 10,348 | 3,558 | 12 | 1,419 | 826 | 100 | 4,904 | 8,393 | 127,449 | 9,780 |
| MOUNTAIN: | | | | | | | | | | | | | | | | | |
| Montana..... | 160,827 | 13,795 | 5,453 | 1,082 | 3,533 | 13,000 | 20,395 | 10,571 | 5,598 | 66 | 2,409 | 702 | 278 | 2,131 | 1,925 | 24,222 | 2,100 |
| Idaho..... | 86,919 | 10,975 | 3,960 | 2,334 | 1,335 | 3,387 | 5,078 | 8,128 | 6,827 | 32 | 811 | 212 | 126 | 3,182 | 1,213 | 14,041 | 236 |
| Wyoming..... | 46,028 | 6,833 | 3,117 | 889 | 709 | 2,865 | 1,480 | 3,374 | 2,193 | 4 | 303 | 183 | 29 | 786 | 820 | 7,487 | 1,070 |
| Colorado..... | 209,605 | 21,647 | 7,566 | 3,120 | 4,037 | 14,064 | 3,154 | 15,402 | 5,038 | 23 | 2,061 | 678 | 151 | 3,194 | 3,610 | 40,367 | 3,223 |
| New Mexico..... | 21,205 | 2,164 | 941 | 201 | 441 | 1,487 | 312 | 622 | 271 | 2 | 269 | 80 | 16 | 393 | 665 | 4,017 | 175 |
| Arizona..... | 38,540 | 5,824 | 1,030 | 470 | 945 | 3,253 | 865 | 1,727 | 1,168 | 6 | 260 | 109 | 31 | 708 | 1,036 | 6,490 | 328 |
| Utah..... | 133,713 | 48,326 | 8,326 | 4,798 | 888 | 2,936 | 4,500 | 11,449 | 20,012 | 296 | 2,876 | 172 | 16 | 3,782 | 943 | 8,234 | 257 |
| Nevada..... | 21,680 | 3,359 | 897 | 328 | 628 | 1,926 | 351 | 795 | 1,238</ | | | | | | | | |

POPULATION

TABLE 9.—NATIVE WHITE POPULATION OF FOREIGN OR MIXED PARENTAGE BY COUNTRY OF BIRTH OF PARENTS, BY DIVISIONS AND STATES: 1930—Continued

| DIVISION AND STATE | Czecho- slovakia | Austria | Hungary | Yugo- slavia | Russia | Latvia | Es- tonia | Lithu- ania | Fin- land | Ru- mania | Bul- garia | Tur- key in Euro- pe | Greece | Al- bania | Italy | Spain | Portu- gal | Other Eu- rope |
|--------------------------|---------------------|---------|---------|-----------------|-----------|--------|--------------|----------------|--------------|--------------|---------------|-------------------------------|---------|--------------|-----------|--------|---------------|----------------------|
| United States.... | 890,441 | 583,734 | 316,318 | 257,979 | 1,516,214 | 17,418 | 1,767 | 245,589 | 178,058 | 147,060 | 5,530 | 1,419 | 129,225 | 4,409 | 2,756,458 | 62,305 | 97,917 | 40,639 |
| GEOGRAPHIC DIVS.: | | | | | | | | | | | | | | | | | | |
| New England..... | 26,482 | 19,939 | 15,151 | 1,613 | 129,269 | 2,028 | 149 | 51,880 | 19,250 | 3,961 | 175 | 203 | 25,359 | 2,441 | 407,721 | 2,581 | 48,321 | 1,386 |
| Middle Atlantic.... | 341,045 | 328,087 | 154,986 | 69,639 | 795,258 | 7,590 | 800 | 102,422 | 14,460 | 74,436 | 983 | 677 | 35,160 | 1,033 | 1,626,747 | 14,890 | 4,688 | 14,288 |
| E. N. Central..... | 318,594 | 124,985 | 113,883 | 117,301 | 213,518 | 3,517 | 245 | 75,452 | 68,879 | 42,201 | 2,580 | 229 | 34,090 | 550 | 354,158 | 3,663 | 842 | 12,021 |
| W. N. Central..... | 121,488 | 46,640 | 10,304 | 27,801 | 182,427 | 686 | 65 | 4,841 | 41,417 | 13,333 | 640 | 20 | 6,253 | 189 | 50,513 | 1,006 | 121 | 3,961 |
| South Atlantic.... | 13,968 | 12,846 | 8,509 | 3,440 | 52,212 | 1,465 | 84 | 6,540 | 1,006 | 3,136 | 180 | 72 | 9,183 | 51 | 63,757 | 7,866 | 441 | 1,959 |
| E. S. Central..... | 1,357 | 2,683 | 1,622 | 785 | 7,219 | 191 | 8 | 495 | 234 | 588 | 76 | 6 | 1,872 | 33 | 14,502 | 702 | 41 | 786 |
| W. S. Central..... | 42,421 | 11,147 | 2,083 | 1,540 | 20,996 | 225 | 7 | 773 | 379 | 1,183 | 182 | 27 | 2,791 | 8 | 54,230 | 3,273 | 206 | 3,173 |
| Mountain..... | 9,839 | 10,973 | 2,141 | 17,935 | 39,025 | 119 | 70 | 603 | 6,937 | 1,699 | 323 | 8 | 4,400 | 31 | 38,213 | 3,459 | 370 | 748 |
| Pacific..... | 15,247 | 25,334 | 7,630 | 17,925 | 75,300 | 997 | 349 | 2,583 | 25,406 | 6,523 | 391 | 177 | 9,517 | 73 | 146,612 | 14,865 | 42,797 | 2,327 |
| NEW ENGLAND: | | | | | | | | | | | | | | | | | | |
| Maine..... | 387 | 432 | 47 | 16 | 2,355 | 77 | 1 | 1,149 | 1,507 | 27 | 9 | 7 | 732 | 163 | 4,109 | 85 | 178 | 35 |
| New Hampshire.... | 208 | 244 | 58 | 25 | 1,862 | 27 | 5 | 1,254 | 1,625 | 29 | 7 | 3 | 3,171 | 160 | 2,872 | 45 | 196 | 33 |
| Vermont..... | 351 | 262 | 299 | 50 | 1,013 | 22 | 9 | 180 | 521 | 25 | 1 | ----- | 220 | 1 | 4,485 | 573 | 55 | 20 |
| Massachusetts.... | 4,843 | 6,882 | 1,249 | 357 | 82,489 | 2,022 | 72 | 30,556 | 13,812 | 1,847 | 88 | 138 | 16,962 | 1,619 | 196,573 | 1,047 | 33,655 | 421 |
| Rhode Island..... | 422 | 1,249 | 189 | 42 | 7,783 | 116 | 12 | 1,298 | 442 | 505 | 34 | 29 | 1,088 | 189 | 59,543 | 181 | 11,861 | 77 |
| Connecticut..... | 20,271 | 10,870 | 13,339 | 1,123 | 38,797 | 384 | 50 | 17,443 | 1,343 | 1,468 | 86 | 26 | 3,186 | 319 | 140,130 | 650 | 2,366 | 800 |
| MIDDLE ATLANTIC: | | | | | | | | | | | | | | | | | | |
| New York..... | 68,460 | 180,230 | 67,406 | 8,259 | 555,513 | 4,600 | 490 | 26,302 | 9,803 | 61,048 | 515 | 535 | 21,188 | 542 | 923,147 | 10,539 | 2,522 | 4,518 |
| New Jersey..... | 48,548 | 39,050 | 39,903 | 3,474 | 85,602 | 1,182 | 116 | 13,377 | 2,233 | 7,205 | 100 | 41 | 5,026 | 119 | 316,322 | 2,319 | 1,444 | 2,759 |
| Pennsylvania.... | 224,037 | 103,407 | 47,617 | 57,906 | 154,143 | 1,808 | 194 | 62,743 | 2,424 | 16,183 | 368 | 101 | 8,946 | 372 | 387,278 | 2,032 | 722 | 7,011 |
| E. N. CENTRAL: | | | | | | | | | | | | | | | | | | |
| Ohio..... | 115,960 | 32,375 | 55,414 | 46,011 | 41,807 | 637 | 47 | 9,173 | 7,176 | 17,339 | 851 | 58 | 7,519 | 162 | 108,956 | 1,058 | 280 | 3,549 |
| Indiana..... | 13,178 | 4,625 | 9,998 | 7,433 | 6,122 | 152 | 8 | 2,379 | 303 | 2,929 | 301 | 8 | 2,753 | 55 | 9,663 | 332 | 42 | 859 |
| Illinois..... | 122,930 | 44,298 | 20,843 | 33,998 | 102,862 | 1,937 | 74 | 48,228 | 5,321 | 11,704 | 601 | 53 | 15,858 | 146 | 161,040 | 1,332 | 361 | 3,021 |
| Michigan..... | 26,956 | 21,493 | 21,246 | 17,024 | 41,308 | 542 | 67 | 11,149 | 47,207 | 8,899 | 679 | 104 | 6,114 | 156 | 54,961 | 825 | 108 | 3,060 |
| Wisconsin..... | 39,570 | 22,194 | 6,382 | 12,835 | 21,419 | 249 | 49 | 4,623 | 8,872 | 1,330 | 148 | 6 | 2,446 | 31 | 19,538 | 116 | 42 | 932 |
| W. N. CENTRAL: | | | | | | | | | | | | | | | | | | |
| Minnesota..... | 29,623 | 16,055 | 2,578 | 16,026 | 16,171 | 268 | 25 | 1,604 | 36,250 | 2,935 | 213 | ----- | 1,383 | 11 | 10,774 | 90 | 20 | 762 |
| Iowa..... | 22,859 | 3,373 | 473 | 2,408 | 5,879 | 65 | 6 | 981 | 128 | 296 | 160 | ----- | 1,362 | 15 | 5,013 | 57 | 17 | 457 |
| Missouri..... | 8,666 | 11,335 | 3,225 | 2,999 | 19,108 | 153 | 6 | 988 | 129 | 2,192 | 125 | 7 | 1,854 | 187 | 24,111 | 626 | 48 | 1,363 |
| North Dakota.... | 5,060 | 3,349 | 2,102 | 545 | 64,455 | 27 | 8 | 123 | 2,458 | 5,937 | 43 | ----- | 251 | ----- | 170 | 15 | 3 | 152 |
| South Dakota.... | 3,061 | 1,841 | 512 | 342 | 28,600 | 16 | 4 | 67 | 2,275 | 851 | 36 | 10 | 232 | 1 | 536 | 18 | 4 | 181 |
| Nebraska..... | 37,718 | 4,857 | 703 | 1,089 | 20,586 | 146 | 3 | 842 | 94 | 410 | 38 | 2 | 691 | 2 | 5,847 | 37 | 17 | 598 |
| Kansas..... | 8,901 | 5,330 | 711 | 4,392 | 27,619 | 11 | 3 | 236 | 83 | 712 | 25 | 1 | 480 | 3 | 3,662 | 163 | 12 | 438 |
| SOUTH ATLANTIC: | | | | | | | | | | | | | | | | | | |
| Delaware..... | 196 | 757 | 194 | 3 | 2,038 | 15 | ----- | 127 | 35 | 129 | ----- | 3 | 265 | ----- | 6,516 | 37 | 7 | 49 |
| Maryland..... | 6,111 | 4,582 | 1,524 | 232 | 26,924 | 603 | 21 | 4,021 | 245 | 909 | 18 | 1 | 1,248 | 2 | 17,465 | 223 | 49 | 595 |
| Dist. Columbia.. | 268 | 829 | 293 | 57 | 6,393 | 120 | 3 | 319 | 75 | 180 | 8 | 12 | 1,342 | 7 | 5,340 | 153 | 28 | 153 |
| Virginia..... | 1,714 | 964 | 834 | 100 | 4,817 | 339 | 9 | 478 | 78 | 265 | 19 | 10 | 969 | 14 | 3,643 | 182 | 106 | 298 |
| West Virginia.... | 4,550 | 3,715 | 4,592 | 2,785 | 3,179 | 79 | 7 | 1,014 | 127 | 644 | 78 | 12 | 1,718 | 16 | 20,102 | 1,025 | 10 | 357 |
| North Carolina.. | 83 | 293 | 105 | 8 | 1,305 | 58 | ----- | 155 | 17 | 38 | 14 | 8 | 812 | 4 | 710 | 39 | 30 | 83 |
| South Carolina.. | 80 | 179 | 55 | 19 | 960 | 78 | 1 | 84 | 55 | 38 | 1 | 4 | 510 | 1 | 423 | 59 | 15 | 59 |
| Georgia..... | 174 | 465 | 217 | 42 | 3,244 | 115 | 9 | 147 | 70 | 175 | 1 | 6 | 1,060 | ----- | 1,005 | 168 | 45 | 171 |
| Florida..... | 792 | 1,117 | 695 | 144 | 2,942 | 52 | 34 | 195 | 304 | 760 | 41 | 10 | 1,259 | 7 | 8,053 | 5,975 | 151 | 194 |
| E. S. CENTRAL: | | | | | | | | | | | | | | | | | | |
| Kentucky..... | 330 | 959 | 744 | 236 | 2,428 | 33 | ----- | 219 | 29 | 263 | 27 | 2 | 385 | 11 | 2,964 | 93 | 8 | 279 |
| Tennessee..... | 212 | 461 | 381 | 30 | 2,538 | 71 | ----- | 119 | 38 | 118 | 3 | 1 | 469 | 21 | 3,689 | 63 | 10 | 204 |
| Alabama..... | 703 | 800 | 424 | 175 | 1,540 | 43 | 8 | 91 | 68 | 130 | 37 | 3 | 703 | ----- | 4,446 | 278 | 16 | 178 |
| Mississippi..... | 112 | 463 | 73 | 344 | 713 | 44 | ----- | 69 | 99 | 68 | 9 | ----- | 225 | 1 | 3,403 | 298 | 7 | 125 |
| W. S. CENTRAL: | | | | | | | | | | | | | | | | | | |
| Arkansas..... | 326 | 649 | 81 | 140 | 632 | 16 | ----- | 51 | 21 | 49 | 28 | 6 | 260 | ----- | 1,947 | 54 | 4 | 106 |
| Louisiana..... | 533 | 1,174 | 698 | 537 | 2,090 | 25 | 2 | 44 | 106 | 164 | 29 | 7 | 492 | 4 | 34,912 | 2,024 | 146 | 754 |
| Oklahoma..... | 4,424 | 1,407 | 300 | 207 | 9,236 | 70 | ----- | 284 | 41 | 258 | 98 | 1 | 492 | ----- | 2,270 | 121 | 27 | 345 |
| Texas..... | 30,038 | 7,917 | 1,064 | 656 | 8,988 | 114 | 5 | 394 | 211 | 712 | 32 | 13 | 1,547 | 4 | 16,101 | 1,074 | 119 | 1,968 |
| MOUNTAIN: | | | | | | | | | | | | | | | | | | |
| Montana..... | 3,364 | 2,728 | 530 | 5,401 | 9,549 | 23 | 25 | 194 | 3,351 | 809 | 81 | ----- | 380 | 2 | 3,485 | 102 | 19 | 153 |
| Idaho..... | 1,034 | 634 | 107 | 424 | 2,577 | 7 | 5 | 9 | 1,040 | 175 | 16 | 1 | 290 | ----- | 1,584 | 1,042 | 27 | 65 |
| Wyoming..... | 1,019 | 782 | 249 | 1,702 | 2,771 | 8 | 23 | 46 | 784 | 59 | 43 | ----- | 566 | 3 | 2,084 | 111 | 28 | 67 |
| Colorado..... | 3,496 | 4,739 | 924 | 6,823 | 23,116 | 56 | 14 | 234 | 689 | 499 | 132 | 5 | 748 | 5 | 20,683 | 394 | 38 | 284 |
| New Mexico..... | 300 | 72 | 788 | 469 | 2 | ----- | ----- | 17 | 33 | 12 | 14 | ----- | 202 | ----- | 2,118 | 209 | 25 | 41 |
| Arizona..... | 303 | 572 | 107 | 820 | 801 | 8 | 3 | 62 | 333 | 62 | 7 | 1 | 238 | 7 | 1,285 | 570 | 50 | 77 |
| Utah..... | 221 | 753 | 128 | 1,459 | 511 | 9 | ----- | 34 | 623 | 77 | 29 | 1 | 1,781 | 14 | 4,166 | 233 | 18 | 47 |
| Nevada..... | 97 | 178 | 24 | 518 | 131 | 6 | ----- | 7 | 84 | 6 | 1 | ----- | 195 | ----- | 2,808 | 798 | 165 | 14 |
| PACIFIC: | | | | | | | | | | | | | | | | | | |
| Washington..... | 3,933 | 5,157 | 629 | 5,081 | 13,747 | 182 | 88 | 709 | 11,046 | 874 | 124 | 74 | 1,209 | 30 | 12,098 | 414 | 273 | 365 |
| Oregon..... | 2,701 | 2,537 | 558 | 1,319 | 8,678 | 113 | 78 | 254 | 6,519 | 886 | 65 | 12 | 619 | | | | | |

COUNTRY OF ORIGIN OF THE FOREIGN WHITE STOCK

TABLE 9.—NATIVE WHITE POPULATION OF FOREIGN OR MIXED PARENTAGE BY COUNTRY OF BIRTH OF PARENTS, BY DIVISIONS AND STATES: 1930—Continued

| DIVISION AND STATE | Armenia | Palestine | Syria | Turkey in Asia | Other Asia | CANADA | | New-found-land | West Indies | Mexico | Central and South America | Africa | Australia | Atlantic Islands | Pacific Islands | Country not specified | Born at sea |
|------------------------------|---------|-----------|--------|----------------|------------|---------|-----------|----------------|-------------|--------|---------------------------|--------|-----------|------------------|-----------------|-----------------------|-------------|
| | | | | | | French | Other | | | | | | | | | | |
| United States..... | 25,871 | 4,311 | 80,349 | 30,632 | 11,184 | 735,307 | 1,923,617 | 21,762 | 32,222 | 42,225 | 21,236 | 5,603 | 18,129 | 61,946 | 4,294 | 1,666 | 5,312 |
| GEOGRAPHIC DIVISIONS: | | | | | | | | | | | | | | | | | |
| New England..... | 8,901 | 200 | 15,025 | 5,933 | 1,323 | 478,958 | 349,576 | 12,333 | 1,800 | 176 | 2,212 | 458 | 975 | 36,547 | 203 | 91 | 348 |
| Middle Atlantic..... | 5,704 | 2,192 | 23,670 | 13,493 | 2,777 | 63,285 | 180,863 | 5,833 | 11,207 | 1,988 | 8,377 | 1,850 | 3,773 | 1,401 | 445 | 410 | 901 |
| East North Central..... | 4,013 | 741 | 10,160 | 4,705 | 2,859 | 104,444 | 375,788 | 1,547 | 1,356 | 2,172 | 2,211 | 788 | 2,751 | 656 | 353 | 447 | 1,731 |
| West North Central..... | 203 | 133 | 5,390 | 436 | 702 | 40,823 | 136,349 | 300 | 505 | 1,093 | 947 | 315 | 1,218 | 105 | 187 | 196 | 1,048 |
| South Atlantic..... | 291 | 259 | 6,712 | 1,065 | 541 | 3,780 | 21,600 | 332 | 14,285 | 513 | 946 | 255 | 620 | 292 | 149 | 89 | 161 |
| East South Central..... | 30 | 129 | 2,831 | 133 | 124 | 914 | 5,784 | 72 | 364 | 279 | 245 | 75 | 214 | 32 | 25 | 51 | 63 |
| West South Central..... | 51 | 201 | 5,828 | 408 | 407 | 3,450 | 18,918 | 136 | 1,101 | 16,823 | 1,038 | 226 | 668 | 103 | 107 | 142 | 249 |
| Mountain..... | 160 | 70 | 1,600 | 142 | 338 | 10,285 | 47,271 | 168 | 237 | 7,895 | 533 | 595 | 1,250 | 310 | 784 | 83 | 236 |
| Pacific..... | 6,372 | 296 | 3,035 | 4,317 | 2,113 | 29,368 | 187,399 | 982 | 1,307 | 11,788 | 4,727 | 1,041 | 6,670 | 22,500 | 2,031 | 171 | 575 |
| NEW ENGLAND: | | | | | | | | | | | | | | | | | |
| Maine..... | 132 | 4 | 781 | 119 | 48 | 62,818 | 65,187 | 241 | 100 | 8 | 35 | 14 | 31 | 49 | 10 | 19 | 54 |
| New Hampshire..... | 157 | 3 | 630 | 220 | 36 | 63,642 | 22,817 | 274 | 47 | 14 | 35 | 17 | 47 | 103 | 8 | 8 | 9 |
| Vermont..... | 8 | 6 | 384 | 20 | 31 | 20,036 | 17,205 | 79 | 13 | 10 | 30 | 19 | 26 | 13 | 2 | 4 | 14 |
| Massachusetts..... | 6,328 | 170 | 9,736 | 4,236 | 534 | 221,630 | 215,119 | 10,831 | 1,046 | 93 | 1,200 | 293 | 535 | 30,188 | 127 | 49 | 192 |
| Rhode Island..... | 1,082 | 10 | 1,525 | 758 | 125 | 69,672 | 11,601 | 355 | 227 | 11 | 357 | 43 | 107 | 5,842 | 21 | 26 | 26 |
| Connecticut..... | 684 | 91 | 1,900 | 574 | 549 | 41,660 | 17,047 | 523 | 422 | 40 | 465 | 82 | 229 | 352 | 35 | 11 | 53 |
| MIDDLE ATLANTIC: | | | | | | | | | | | | | | | | | |
| New York..... | 3,108 | 1,683 | 11,208 | 10,594 | 1,615 | 54,102 | 138,068 | 3,980 | 8,257 | 1,259 | 5,543 | 1,336 | 1,667 | 876 | 266 | 206 | 438 |
| New Jersey..... | 1,522 | 227 | 2,937 | 1,620 | 583 | 4,653 | 18,874 | 1,003 | 1,781 | 253 | 1,612 | 311 | 719 | 354 | 107 | 50 | 209 |
| Pennsylvania..... | 1,134 | 282 | 9,465 | 1,279 | 579 | 4,230 | 23,321 | 900 | 1,169 | 474 | 1,222 | 203 | 1,387 | 171 | 72 | 160 | 254 |
| EAST NORTH CENTRAL: | | | | | | | | | | | | | | | | | |
| Ohio..... | 300 | 102 | 5,919 | 1,136 | 403 | 6,822 | 30,337 | 232 | 321 | 250 | 461 | 174 | 545 | 58 | 44 | 97 | 320 |
| Indiana..... | 101 | 42 | 1,180 | 161 | 227 | 2,438 | 10,615 | 69 | 66 | 184 | 119 | 30 | 182 | 13 | 28 | 63 | 109 |
| Illinois..... | 1,192 | 296 | 1,518 | 1,130 | 1,495 | 18,061 | 60,127 | 542 | 507 | 1,005 | 908 | 303 | 1,137 | 504 | 119 | 179 | 444 |
| Michigan..... | 2,125 | 168 | 6,761 | 1,732 | 565 | 59,372 | 237,314 | 571 | 369 | 646 | 475 | 198 | 597 | 67 | 120 | 73 | 409 |
| Wisconsin..... | 286 | 43 | 776 | 546 | 160 | 17,751 | 31,395 | 133 | 93 | 128 | 250 | 77 | 290 | 14 | 42 | 35 | 449 |
| WEST NORTH CENTRAL: | | | | | | | | | | | | | | | | | |
| Minnesota..... | 47 | 28 | 1,004 | 98 | 157 | 22,900 | 45,933 | 98 | 61 | 110 | 117 | 75 | 238 | 32 | 46 | 30 | 336 |
| Iowa..... | 43 | 15 | 937 | 58 | 102 | 3,625 | 20,664 | 49 | 90 | 198 | 100 | 44 | 238 | 20 | 17 | 40 | 150 |
| Missouri..... | 54 | 45 | 1,280 | 167 | 164 | 2,113 | 12,734 | 64 | 222 | 416 | 276 | 68 | 320 | 17 | 41 | 53 | 141 |
| North Dakota..... | 34 | 3 | 490 | 32 | 59 | 4,730 | 23,206 | 19 | 6 | 32 | 51 | 16 | 34 | 5 | 13 | 16 | 96 |
| South Dakota..... | 6 | 7 | 415 | 25 | 48 | 2,281 | 9,104 | 19 | 28 | 16 | 33 | 19 | 43 | 3 | 14 | 8 | 84 |
| Nebraska..... | 10 | 24 | 759 | 28 | 83 | 2,155 | 12,535 | 43 | 37 | 187 | 126 | 42 | 129 | 11 | 23 | 20 | 118 |
| Kansas..... | 11 | 405 | 28 | 90 | 3,019 | 12,173 | 17 | 52 | 134 | 244 | 51 | 216 | 17 | 33 | 23 | 98 | |
| SOUTH ATLANTIC: | | | | | | | | | | | | | | | | | |
| Delaware..... | 3 | 5 | 6 | 15 | 9 | 116 | 570 | 6 | 23 | 9 | 26 | 5 | 8 | 5 | 2 | 6 | |
| Maryland..... | 33 | 57 | 104 | 136 | 82 | 617 | 3,184 | 88 | 281 | 38 | 225 | 63 | 180 | 61 | 37 | 16 | 63 |
| Dist. of Columbia..... | 50 | 20 | 342 | 112 | 71 | 522 | 2,661 | 37 | 121 | 37 | 104 | 44 | 41 | 30 | 15 | 7 | 7 |
| Virginia..... | 120 | 34 | 988 | 145 | 90 | 417 | 2,637 | 42 | 118 | 51 | 77 | 16 | 80 | 12 | 24 | 15 | 14 |
| West Virginia..... | 13 | 32 | 2,035 | 278 | 38 | 253 | 1,448 | 6 | 42 | 90 | 66 | 7 | 91 | 6 | 5 | 5 | 19 |
| North Carolina..... | 9 | 32 | 853 | 71 | 50 | 147 | 1,414 | 28 | 65 | 22 | 21 | 21 | 35 | 5 | 21 | 6 | 10 |
| South Carolina..... | 1 | 15 | 599 | 100 | 31 | 101 | 517 | 15 | 45 | 15 | 26 | 8 | 13 | 12 | 1 | 5 | 6 |
| Georgia..... | 17 | 10 | 640 | 127 | 55 | 234 | 1,573 | 21 | 117 | 41 | 50 | 28 | 44 | 19 | 22 | 5 | 7 |
| Florida..... | 35 | 54 | 1,145 | 81 | 115 | 1,373 | 7,665 | 89 | 13,473 | 210 | 351 | 63 | 119 | 142 | 22 | 30 | 29 |
| EAST SOUTH CENTRAL: | | | | | | | | | | | | | | | | | |
| Kentucky..... | 9 | 49 | 661 | 43 | 42 | 277 | 1,767 | 36 | 47 | 49 | 25 | 18 | 58 | 5 | 8 | 19 | 26 |
| Tennessee..... | 11 | 18 | 172 | 20 | 36 | 258 | 1,780 | 19 | 55 | 66 | 57 | 16 | 40 | 5 | 11 | 17 | 9 |
| Alabama..... | 10 | 38 | 918 | 42 | 34 | 225 | 1,540 | 12 | 188 | 90 | 84 | 24 | 51 | 16 | 4 | 12 | 27 |
| Mississippi..... | 6 | 24 | 1,080 | 28 | 12 | 164 | 717 | 5 | 74 | 74 | 79 | 17 | 56 | 6 | 2 | 3 | 1 |
| WEST SOUTH CENTRAL: | | | | | | | | | | | | | | | | | |
| Arkansas..... | 2 | 8 | 358 | 9 | 28 | 303 | 1,584 | 8 | 38 | 102 | 49 | 11 | 21 | 7 | 27 | 13 | |
| Louisiana..... | 10 | 27 | 1,607 | 116 | 53 | 673 | 1,929 | 30 | 640 | 652 | 505 | 61 | 110 | 15 | 7 | 8 | 49 |
| Oklahoma..... | 14 | 25 | 1,255 | 40 | 114 | 1,129 | 6,509 | 20 | 70 | 278 | 129 | 37 | 112 | 9 | 22 | 40 | 40 |
| Texas..... | 25 | 141 | 2,008 | 243 | 212 | 1,345 | 8,896 | 78 | 353 | 15,791 | 355 | 117 | 415 | 79 | 71 | 67 | 147 |
| MOUNTAIN: | | | | | | | | | | | | | | | | | |
| Montana..... | 8 | 7 | 244 | 22 | 55 | 4,822 | 16,010 | 47 | 22 | 92 | 56 | 45 | 161 | 19 | 53 | 8 | 50 |
| Idaho..... | 4 | 3 | 72 | 12 | 42 | 1,504 | 7,709 | 46 | 12 | 130 | 24 | 100 | 106 | 54 | 139 | 6 | 36 |
| Wyoming..... | 13 | 3 | 58 | 6 | 35 | 452 | 2,683 | 8 | 23 | 68 | 28 | 24 | 54 | 5 | 12 | 9 | 10 |
| Colorado..... | 26 | 20 | 376 | 50 | 71 | 1,996 | 11,444 | 32 | 85 | 737 | 212 | 37 | 209 | 24 | 64 | 45 | 57 |
| New Mexico..... | 2 | 2 | 391 | 9 | 31 | 220 | 1,284 | 11 | 14 | 2,230 | 45 | 18 | 41 | 10 | 9 | 1 | 4 |
| Arizona..... | 45 | 15 | 369 | 10 | 42 | 494 | 3,360 | 16 | 52 | 3,550 | 103 | 38 | 150 | 15 | 37 | 8 | 26 |
| Utah..... | 64 | 18 | 172 | 23 | 53 | 448 | 3,213 | 6 | 21 | 489 | 22 | 302 | 452 | 7 | 454 | 4 | 50 |
| Nevada..... | 2 | 2 | 17 | 10 | 9 | 340 | 1,568 | 2 | 8 | 99 | 43 | 31 | 77 | 176 | 16 | 2 | 3 |
| PACIFIC: | | | | | | | | | | | | | | | | | |
| Washington..... | 59 | 27 | 301 | 511 | 242 | 9,797 | 55,345 | 307 | 109 | 165 | 276 | 88 | 742 | 69 | 221 | 49 | 137 |
| Oregon..... | 46 | 12 | 275 | 112 | 134 | 3,585 | 24,153 | 83 | 66 | 146 | 155 | 90 | 434 | 84 | 219 | 18 | 73 |
| California..... | 6,267 | 257 | 2,459 | 3,694 | 1,737 | 15,986 | 107,896 | 592 | 1,132 | 11,477 | 4,296 | 863 | 5,494 | 22,347 | 1,591 | 104 | 365 |

TABLE 10.—COUNTRY OF ORIGIN OF THE FOREIGN WHITE STOCK IN THE URBAN, RURAL-FARM, AND RURAL-NONFARM POPULATION, BY NATIVITY AND PARENTAGE, BY DIVISIONS AND STATES: 1930

[Per cent not shown where less than 0.1]

| DIVISION OR STATE OF RESIDENCE AND COUNTRY OF ORIGIN | TOTAL FOREIGN WHITE STOCK | | FOREIGN-BORN WHITE | | NATIVE WHITE—FOREIGN OR MIXED PARENTAGE | | | | URBAN | | RURAL-FARM | | RURAL-NONFARM | | |
|--|---------------------------|----------|--------------------|----------|---|----------|----------------------|----------------|----------------|--------------------|---|--------------------|---|--------------------|---|
| | Number | Per cent | Number | Per cent | Total | | Both parents foreign | Father foreign | Mother foreign | Foreign-born white | Native white—Foreign or mixed parentage | Foreign-born white | Native white—Foreign or mixed parentage | Foreign-born white | Native white—Foreign or mixed parentage |
| | | | | | Number | Per cent | | | | | | | | | |
| New England..... | 4,898,031 | 100.0 | 1,884,810 | 100.0 | 8,063,721 | 100.0 | 2,120,423 | 504,268 | 439,030 | 1,564,709 | 2,571,308 | 64,066 | 118,930 | 205,475 | 378,483 |
| Europe: | | | | | | | | | | | | | | | |
| England..... | 355,071 | 7.2 | 135,490 | 7.4 | 219,581 | 7.2 | 110,108 | 58,500 | 50,973 | 114,853 | 181,428 | 2,949 | 6,513 | 17,088 | 31,640 |
| Scotland..... | 127,784 | 2.6 | 54,226 | 3.0 | 73,558 | 2.4 | 40,040 | 16,929 | 15,683 | 46,541 | 60,486 | 1,151 | 2,469 | 6,534 | 10,603 |
| Wales..... | 8,588 | 0.2 | 2,834 | 0.2 | 5,754 | 0.2 | 2,720 | 1,098 | 1,336 | 1,055 | 4,083 | 78 | 164 | 801 | 1,507 |
| Northern Ireland..... | 114,335 | 2.3 | 33,527 | 1.8 | 80,808 | 2.6 | 54,013 | 11,823 | 14,972 | 27,738 | 66,876 | 864 | 2,544 | 4,925 | 11,388 |
| Irish Free State..... | 725,374 | 14.8 | 193,113 | 10.5 | 532,261 | 17.4 | 389,017 | 61,492 | 81,752 | 178,798 | 483,360 | 2,069 | 7,225 | 12,246 | 41,686 |
| Norway..... | 20,032 | 0.4 | 8,860 | 0.5 | 11,172 | 0.4 | 7,030 | 2,152 | 1,300 | 7,065 | 9,030 | 403 | 411 | 1,392 | 1,731 |
| Sweden..... | 147,920 | 3.0 | 66,023 | 3.6 | 81,897 | 2.7 | 63,304 | 9,960 | 8,633 | 53,818 | 65,024 | 3,003 | 4,101 | 9,202 | 12,771 |
| Denmark..... | 19,283 | 0.4 | 7,025 | 0.4 | 11,658 | 0.4 | 8,258 | 2,377 | 1,023 | 5,656 | 8,620 | 595 | 759 | 1,374 | 2,270 |
| Netherlands..... | 6,888 | 0.1 | 2,814 | 0.2 | 4,074 | 0.1 | 2,705 | 963 | 406 | 2,318 | 3,311 | 143 | 152 | 353 | 611 |
| Belgium..... | 7,043 | 0.1 | 3,884 | 0.2 | 3,159 | 0.1 | 2,016 | 705 | 438 | 3,532 | 2,697 | 94 | 95 | 258 | 367 |
| Luxemburg..... | 194 | | 76 | | 118 | | 70 | 26 | 22 | 65 | 101 | 4 | 3 | 7 | 14 |
| Switzerland..... | 9,508 | 0.2 | 3,541 | 0.2 | 5,967 | 0.2 | 3,672 | 1,441 | 864 | 2,475 | 4,173 | 393 | 576 | 1,218 | 1,818 |
| France..... | 30,040 | 0.6 | 11,723 | 0.6 | 18,317 | 0.6 | 10,533 | 4,523 | 3,261 | 9,476 | 14,380 | 441 | 864 | 1,800 | 3,067 |
| Germany..... | 160,024 | 3.4 | 50,005 | 2.7 | 116,019 | 3.8 | 78,537 | 24,226 | 13,256 | 39,657 | 92,310 | 2,549 | 4,847 | 7,790 | 18,862 |
| Poland..... | 362,285 | 7.4 | 136,774 | 7.5 | 225,511 | 7.4 | 200,734 | 11,101 | 4,676 | 113,324 | 182,227 | 7,216 | 13,561 | 16,234 | 20,723 |
| Czechoslovakia..... | 42,606 | 0.9 | 16,024 | 0.9 | 26,482 | 0.9 | 23,088 | 2,187 | 1,207 | 11,634 | 19,579 | 1,433 | 2,107 | 2,957 | 4,706 |
| Austria..... | 31,885 | 0.7 | 11,940 | 0.7 | 19,939 | 0.7 | 16,194 | 2,284 | 1,461 | 9,478 | 15,594 | 604 | 1,122 | 1,774 | 3,223 |
| Hungary..... | 26,258 | 0.5 | 11,107 | 0.6 | 15,151 | 0.5 | 13,316 | 1,077 | 758 | 8,778 | 11,713 | 462 | 570 | 1,807 | 2,868 |
| Yugoslavia..... | 2,947 | 0.1 | 1,334 | 0.1 | 1,613 | 0.1 | 1,382 | 181 | 50 | 986 | 1,169 | 81 | 122 | 267 | 322 |
| Russia..... | 232,679 | 4.7 | 103,310 | 5.6 | 129,269 | 4.2 | 113,114 | 11,514 | 4,641 | 97,708 | 121,933 | 1,761 | 2,280 | 3,841 | 5,056 |
| Latvia..... | 5,534 | 0.1 | 2,906 | 0.2 | 2,628 | 0.1 | 2,301 | 246 | 81 | 2,652 | 2,437 | 116 | 77 | 130 | 114 |
| Lithuania..... | 93,633 | 1.9 | 41,753 | 2.3 | 51,980 | 1.7 | 48,876 | 2,292 | 712 | 35,662 | 43,668 | 2,138 | 2,866 | 3,953 | 5,346 |
| Finland..... | 37,753 | 0.8 | 18,503 | 1.0 | 19,250 | 0.6 | 17,242 | 1,007 | 1,001 | 12,216 | 12,783 | 3,094 | 3,133 | 3,284 | 3,284 |
| Rumania..... | 7,385 | 0.2 | 3,424 | 0.2 | 3,961 | 0.1 | 3,370 | 390 | 201 | 3,156 | 3,623 | 100 | 130 | 168 | 205 |
| Bulgaria..... | 413 | | 238 | | 175 | | 125 | 43 | 23 | 213 | 100 | 1 | 2 | 24 | 13 |
| Turkey in Europe..... | 514 | | 311 | | 203 | | 167 | 32 | 4 | 301 | 105 | | | 10 | 8 |
| Greece..... | 50,782 | 1.0 | 25,423 | 1.4 | 25,350 | 0.8 | 23,005 | 2,201 | 93 | 24,273 | 24,085 | 145 | 181 | 1,005 | 1,093 |
| Italy..... | 660,819 | 13.5 | 253,098 | 13.8 | 407,721 | 13.3 | 354,158 | 46,653 | 6,910 | 228,636 | 368,420 | 2,797 | 4,584 | 21,665 | 34,717 |
| Spain..... | 4,044 | 0.1 | 2,363 | 0.1 | 2,581 | 0.1 | 1,743 | 658 | 189 | 2,044 | 2,130 | 49 | 96 | 270 | 355 |
| Portugal..... | 83,995 | 1.7 | 35,674 | 1.9 | 48,321 | 1.6 | 40,431 | 5,841 | 2,049 | 31,553 | 40,644 | 1,387 | 2,828 | 2,734 | 4,849 |
| Other Europe..... | 8,933 | 0.2 | 4,898 | 0.3 | 4,035 | 0.1 | 3,433 | 467 | 135 | 4,445 | 3,467 | 60 | 91 | 363 | 477 |
| Asia: | | | | | | | | | | | | | | | |
| Syria..... | 26,101 | 0.5 | 11,076 | 0.6 | 15,025 | 0.5 | 13,743 | 1,086 | 196 | 10,433 | 13,994 | 64 | 123 | 570 | 638 |
| Turkey in Asia..... | 14,281 | 0.3 | 8,348 | 0.5 | 5,933 | 0.2 | 5,280 | 576 | 77 | 8,004 | 5,625 | 134 | 132 | 210 | 176 |
| Other Asia..... | 23,013 | 0.5 | 12,409 | 0.7 | 10,604 | 0.3 | 9,086 | 1,168 | 350 | 11,883 | 9,960 | 172 | 242 | 354 | 372 |
| America: | | | | | | | | | | | | | | | |
| Canada—French..... | 743,219 | 15.2 | 264,261 | 14.4 | 478,958 | 15.6 | 276,377 | 109,698 | 92,883 | 214,507 | 384,721 | 12,150 | 20,834 | 37,403 | 73,403 |
| Canada—Other..... | 602,336 | 12.3 | 252,760 | 13.8 | 349,576 | 11.4 | 130,573 | 97,971 | 121,032 | 200,462 | 258,702 | 14,226 | 26,258 | 38,583 | 64,526 |
| Newfoundland..... | 24,866 | 0.5 | 12,533 | 0.7 | 12,333 | 0.4 | 7,661 | 1,849 | 2,823 | 11,647 | 11,481 | 71 | 84 | 815 | 768 |
| West Indies..... | 3,247 | 0.1 | 1,387 | 0.1 | 1,860 | 0.1 | 626 | 752 | 482 | 1,179 | 1,524 | 31 | 59 | 177 | 277 |
| Mexico..... | 321 | | 145 | | 176 | | 54 | 63 | 59 | 119 | 147 | 7 | 10 | 10 | 19 |
| Central and South America..... | 4,672 | 0.1 | 2,460 | 0.1 | 2,212 | 0.1 | 1,180 | 644 | 388 | 2,164 | 1,886 | 52 | 55 | 244 | 271 |
| All other..... | 64,726 | 1.3 | 26,104 | 1.4 | 38,622 | 1.3 | 30,635 | 5,412 | 2,575 | 23,315 | 33,473 | 801 | 1,610 | 1,898 | 3,539 |
| Middle Atlantic..... | 13,722,208 | 100.0 | 5,269,042 | 100.0 | 8,453,164 | 100.0 | 6,264,301 | 1,428,629 | 770,234 | 4,664,283 | 7,201,294 | 124,192 | 278,566 | 480,567 | 673,306 |
| Europe: | | | | | | | | | | | | | | | |
| England..... | 795,413 | 5.8 | 276,133 | 5.2 | 519,280 | 6.1 | 232,268 | 168,633 | 118,379 | 229,354 | 407,691 | 8,172 | 24,249 | 38,607 | 87,340 |
| Scotland..... | 304,350 | 2.2 | 137,861 | 2.6 | 166,489 | 2.0 | 87,467 | 45,285 | 33,753 | 120,150 | 133,082 | 1,993 | 5,324 | 16,718 | 27,189 |
| Wales..... | 90,811 | 0.7 | 29,336 | 0.5 | 69,975 | 0.8 | 35,785 | 20,880 | 13,310 | 21,966 | 56,682 | 861 | 2,860 | 3,480 | 11,443 |
| Northern Ireland..... | 324,471 | 2.4 | 92,559 | 1.8 | 231,912 | 2.7 | 146,314 | 44,557 | 41,021 | 82,224 | 198,328 | 2,178 | 8,505 | 8,157 | 25,079 |
| Irish Free State..... | 1,293,426 | 9.4 | 361,502 | 6.9 | 931,923 | 11.0 | 631,319 | 148,208 | 152,396 | 333,742 | 830,542 | 4,042 | 21,571 | 23,718 | 70,810 |
| Norway..... | 99,174 | 0.7 | 55,697 | 1.1 | 43,477 | 0.5 | 32,485 | 6,006 | 4,086 | 50,660 | 58,163 | 721 | 871 | 4,316 | 4,443 |
| Sweden..... | 198,122 | 1.4 | 91,045 | 1.7 | 107,077 | 1.3 | 77,665 | 17,568 | 11,564 | 75,379 | 83,713 | 3,758 | 5,552 | 11,908 | 17,812 |
| Denmark..... | 59,695 | 0.4 | 26,978 | 0.5 | 32,117 | 0.4 | 21,398 | 7,766 | 2,953 | 22,426 | 25,553 | 1,478 | 2,108 | 3,077 | 4,456 |
| Netherlands..... | 80,719 | 0.6 | 30,960 | 0.6 | 49,759 | 0.6 | 32,141 | 11,704 | 5,814 | 23,785 | 27,160 | 3,175 | 5,321 | 4,047 | 7,278 |
| Belgium..... | 25,613 | 0.2 | 12,692 | 0.2 | 12,926 | 0.2 | 7,608 | 3,240 | 2,009 | 9,862 | 9,011 | 699 | 1,014 | 2,141 | 2,901 |
| Luxemburg..... | 1,980 | | 867 | | 1,113 | | 668 | 305 | 150 | 732 | 893 | 45 | 68 | 90 | 152 |
| Switzerland..... | 73,989 | 0.6 | 30,985 | 0.6 | 48,004 | 0.6 | 28,804 | 12,647 | 6,493 | 25,317 | 37,351 | 1,829 | 3,301 | 3,530 | 7,352 |
| France..... | 146,756 | 1.1 | 52,449 | 1.0 | 93,307 | 1.1 | 58,515 | 25,694 | 14,098 | 45,362 | 76,207 | 1,200 | 3,880 | 5,881 | 13,211 |
| Germany..... | 1,864,078 | 13.6 | 572,571 | 10.9 | 1,291,505 | 15.3 | 854,318 | 290,703 | 137,484 | 499,808 | 1,078,126 | 18,482 | 59,414 | 54,281 | 153,966 |
| Poland..... | 1,557,700 | 11.4 | 619,628 | 11.8 | 938,072 | 11.1 | 821,534 | 90,254 | 26,284 | 540,536 | 778,212 | 20,788 | 40,930 | 58,804 | 118,930 |
| Czechoslovakia..... | 540,750 | 3.9 | 199,705 | 3.8 | 341,045 | 4.0 | 287,040 | 38,727 | 15,272 | 144,410 | 230,784 | 3,681 | 15,535 | 46,605 | 94,776 |
| Austria..... | 544,637 | 4.0 | 216,000 | 4.1 | 328,637 | 3.9 | 274,567 | 86,737 | 17,383 | 192,777 | 282,702 | 5,154 | 9,620 | 18,069 | 30,369 |
| Hungary..... | 201,739 | 1.5 | 136,753 | 2.6 | 164,986 | 1.8 | 135,183 | 12,433 | 7,420 | 118,281 | 120,423 | 3,748 | 4,981 | 14,724 | 20,582 |
| Yugoslavia..... | 124,301 | 0.9 | 54,692 | 1.0 | 69,639 | 0.8 | 61,300 | 7,269 | 1,070 | 63,507 | 39,800 | 2,082 | 3,772 | 17,973 | 20,067 |
| Russia..... | 1,454,608 | 10.6 | 659,250 | 12.5 | 795,358 | 9.4 | 691,173 | 74,772 | 29,313 | 638,257 | 765,508 | 5,023 | 6,992 | 15,970 | 22,768 |
| Latvia..... | 16,642 | 0.1 | 8,052 | 0.2 | 7,660 | 0.1 | 6,626 | 796 | 268 | 8,272 | 6,013 | 237 | 186 | 543 | 4 |

COUNTRY OF ORIGIN OF THE FOREIGN WHITE STOCK

285

TABLE 10.—COUNTRY OF ORIGIN OF THE FOREIGN WHITE STOCK IN THE URBAN, RURAL-FARM, AND RURAL-NONFARM POPULATION, BY NATIVITY AND PARENTAGE, BY DIVISIONS AND STATES: 1930—Con.

| DIVISION OR STATE OF RESIDENCE AND COUNTRY OF ORIGIN | TOTAL FOREIGN WHITE STOCK | | FOREIGN-BORN WHITE | | NATIVE WHITE—FOREIGN OR MIXED PARENTAGE | | | | URBAN | | RURAL-FARM | | RURAL-NONFARM | | |
|--|---------------------------|----------|--------------------|----------|---|----------|----------------------|----------------|----------------|--------------------|---|--------------------|---|--------------------|---|
| | Number | Per cent | Number | Per cent | Total | | Both parents foreign | Father foreign | Mother foreign | Foreign-born white | Native white—Foreign or mixed parentage | Foreign-born white | Native white—Foreign or mixed parentage | Foreign-born white | Native white—Foreign or mixed parentage |
| | | | | | Number | Per cent | | | | | | | | | |
| East North Central..... | 9,777,068 | 100.0 | 3,223,824 | 100.0 | 6,553,184 | 100.0 | 4,370,186 | 1,460,208 | 722,770 | 2,666,016 | 4,906,510 | 258,878 | 881,088 | 299,030 | 704,967 |
| Europe: | | | | | | | | | | | | | | | |
| England..... | 540,586 | 5.6 | 170,013 | 5.3 | 370,572 | 5.7 | 104,960 | 185,379 | 70,233 | 138,518 | 262,700 | 0,111 | 47,345 | 22,384 | 66,627 |
| Scotland..... | 201,640 | 2.1 | 84,570 | 2.6 | 117,061 | 1.8 | 61,970 | 34,663 | 20,438 | 76,197 | 30,010 | 2,213 | 10,782 | 7,169 | 17,260 |
| Wales..... | 57,152 | 0.6 | 14,585 | 0.5 | 42,567 | 0.6 | 22,056 | 13,453 | 7,058 | 11,787 | 30,751 | 7,940 | 4,231 | 2,040 | 7,585 |
| Northern Ireland..... | 105,233 | 1.1 | 23,322 | 0.7 | 81,911 | 1.2 | 47,078 | 22,202 | 12,631 | 20,040 | 61,207 | 1,858 | 8,869 | 1,918 | 10,775 |
| Irish Free State..... | 481,256 | 4.9 | 93,881 | 2.9 | 387,375 | 5.9 | 248,989 | 85,631 | 52,755 | 86,033 | 317,022 | 2,645 | 33,723 | 5,628 | 36,550 |
| Norway..... | 247,160 | 2.5 | 74,228 | 2.3 | 172,932 | 2.6 | 111,336 | 39,010 | 21,986 | 47,003 | 61,650 | 16,278 | 53,182 | 10,947 | 28,111 |
| Sweden..... | 420,563 | 4.3 | 165,785 | 5.1 | 254,768 | 3.9 | 180,993 | 44,755 | 23,020 | 131,674 | 188,445 | 18,068 | 37,604 | 15,443 | 28,710 |
| Denmark..... | 118,855 | 1.2 | 42,397 | 1.3 | 76,458 | 1.2 | 50,460 | 18,923 | 7,075 | 30,687 | 60,790 | 6,633 | 15,301 | 6,107 | 10,801 |
| Netherlands..... | 102,309 | 2.0 | 57,443 | 1.8 | 134,860 | 2.1 | 83,278 | 34,700 | 10,328 | 38,826 | 83,633 | 10,007 | 20,181 | 8,010 | 22,052 |
| Belgium..... | 79,730 | 0.8 | 33,053 | 1.0 | 42,617 | 0.7 | 28,819 | 9,764 | 4,044 | 26,290 | 28,248 | 3,781 | 9,140 | 2,982 | 5,220 |
| Luxemburg..... | 14,302 | 0.1 | 3,076 | 0.1 | 10,326 | 0.2 | 6,433 | 2,932 | 901 | 3,344 | 39,826 | 298 | 1,430 | 334 | 967 |
| Switzerland..... | 108,607 | 1.1 | 27,066 | 0.8 | 81,541 | 1.2 | 44,284 | 26,449 | 10,808 | 15,894 | 45,212 | 6,005 | 21,543 | 5,167 | 14,786 |
| France..... | 109,527 | 1.1 | 24,101 | 0.7 | 85,426 | 1.3 | 44,337 | 28,860 | 12,229 | 18,196 | 69,582 | 2,089 | 12,358 | 3,810 | 13,486 |
| Germany..... | 2,461,523 | 25.2 | 524,437 | 16.3 | 1,937,086 | 29.6 | 1,209,498 | 400,630 | 230,958 | 305,578 | 1,316,817 | 66,840 | 363,891 | 62,019 | 250,378 |
| Poland..... | 1,157,845 | 11.8 | 416,560 | 12.9 | 741,276 | 11.3 | 619,817 | 93,229 | 28,230 | 371,933 | 611,495 | 24,951 | 54,778 | 10,685 | 35,003 |
| Czechoslovakia..... | 509,303 | 5.2 | 190,700 | 5.9 | 318,594 | 4.9 | 259,652 | 38,979 | 20,063 | 157,626 | 258,280 | 10,246 | 31,432 | 16,937 | 28,932 |
| Austria..... | 207,585 | 2.1 | 82,600 | 2.6 | 124,985 | 1.9 | 94,499 | 19,900 | 10,586 | 67,770 | 99,723 | 6,007 | 12,767 | 8,223 | 12,965 |
| Hungary..... | 214,656 | 2.2 | 100,773 | 3.1 | 113,883 | 1.7 | 99,435 | 9,939 | 4,552 | 86,228 | 94,760 | 7,030 | 9,719 | 7,515 | 4,404 |
| Yugoslavia..... | 210,738 | 2.2 | 102,437 | 3.2 | 117,301 | 1.8 | 105,166 | 10,221 | 1,014 | 87,054 | 94,154 | 4,701 | 7,707 | 10,622 | 15,440 |
| Russia..... | 388,080 | 4.0 | 175,168 | 5.4 | 213,518 | 3.3 | 180,452 | 24,255 | 8,311 | 104,081 | 106,574 | 5,307 | 9,740 | 6,780 | 7,195 |
| Latvia..... | 143,324 | 1.5 | 67,872 | 2.1 | 75,452 | 1.2 | 68,132 | 5,800 | 1,430 | 4,170 | 3,275 | 133 | 137 | 139 | 105 |
| Lithuania..... | 111,825 | 1.1 | 42,946 | 1.3 | 68,779 | 1.1 | 58,233 | 7,200 | 3,386 | 20,600 | 31,393 | 13,005 | 21,860 | 9,441 | 15,627 |
| Finland..... | 91,072 | 0.9 | 48,871 | 1.5 | 42,201 | 0.6 | 37,387 | 3,570 | 1,235 | 44,615 | 37,530 | 1,845 | 2,331 | 2,411 | 2,334 |
| Rumania..... | 7,494 | 0.1 | 4,014 | 0.2 | 2,580 | 0.0 | 1,008 | 942 | 30 | 4,290 | 2,137 | 143 | 129 | 475 | 314 |
| Bulgaria..... | 653 | 0.0 | 424 | 1.3 | 229 | 0.0 | 185 | 43 | 1 | 415 | 2 | 4 | 3 | 5 | 5 |
| Turkey in Europe..... | 83,791 | 0.9 | 49,101 | 1.5 | 34,690 | 0.5 | 26,796 | 7,897 | 97 | 47,038 | 32,741 | 356 | 491 | 1,707 | 1,458 |
| Greece..... | 508,662 | 6.1 | 244,504 | 7.6 | 354,158 | 5.4 | 294,302 | 53,498 | 5,840 | 219,771 | 314,210 | 4,070 | 7,526 | 20,663 | 30,422 |
| Italy..... | 8,226 | 0.1 | 4,563 | 0.1 | 3,663 | 0.1 | 2,418 | 952 | 293 | 4,226 | 3,090 | 45 | 114 | 292 | 453 |
| Spain..... | 1,388 | 0.0 | 546 | 1.7 | 842 | 0.0 | 550 | 199 | 93 | 604 | 736 | 16 | 60 | 20 | 46 |
| Portugal..... | 21,296 | 0.2 | 8,128 | 0.3 | 13,168 | 0.2 | 10,209 | 2,076 | 883 | 7,286 | 11,021 | 320 | 781 | 522 | 1,366 |
| Other Europe..... | | | | | | | | | | | | | | | |
| Asia: | | | | | | | | | | | | | | | |
| Syria..... | 27,721 | 0.3 | 11,561 | 0.4 | 16,160 | 0.2 | 13,778 | 2,105 | 277 | 10,040 | 15,180 | 134 | 238 | 487 | 742 |
| Turkey in Asia..... | 13,298 | 0.1 | 8,593 | 0.3 | 4,705 | 0.1 | 4,021 | 623 | 68 | 8,286 | 4,436 | 84 | 112 | 273 | 167 |
| Other Asia..... | 18,930 | 0.2 | 11,326 | 0.4 | 7,603 | 0.1 | 5,783 | 1,830 | 406 | 10,886 | 7,067 | 120 | 201 | 320 | 345 |
| America: | | | | | | | | | | | | | | | |
| Canada—French..... | 146,752 | 1.5 | 42,308 | 1.3 | 104,444 | 1.6 | 48,845 | 35,013 | 20,580 | 33,380 | 73,755 | 3,319 | 12,023 | 5,600 | 18,605 |
| Canada—Other..... | 628,005 | 6.4 | 252,217 | 7.8 | 375,788 | 5.7 | 119,178 | 142,724 | 113,886 | 202,638 | 260,672 | 20,060 | 56,567 | 28,019 | 59,649 |
| Newfoundland..... | 3,272 | 0.0 | 1,725 | 0.1 | 1,547 | 0.0 | 1,172 | 377 | 378 | 1,580 | 1,305 | 17 | 39 | 128 | 140 |
| West Indies..... | 2,616 | 0.0 | 1,260 | 0.0 | 1,356 | 0.0 | 894 | 509 | 303 | 1,155 | 1,106 | 10 | 40 | 86 | 141 |
| Mexico..... | 5,077 | 0.1 | 2,905 | 0.1 | 2,172 | 0.0 | 1,083 | 743 | 840 | 2,579 | 1,848 | 55 | 70 | 271 | 245 |
| Central and South America..... | 5,521 | 0.1 | 3,310 | 0.1 | 2,211 | 0.0 | 854 | 818 | 539 | 2,950 | 1,855 | 110 | 145 | 244 | 211 |
| All other..... | 12,003 | 0.1 | 5,277 | 0.2 | 6,726 | 0.1 | 3,214 | 2,102 | 1,320 | 4,256 | 5,037 | 356 | 776 | 666 | 914 |
| West North Central..... | 4,326,004 | 100.0 | 1,050,877 | 100.0 | 3,266,727 | 100.0 | 1,946,472 | 913,029 | 407,226 | 502,605 | 1,368,685 | 348,455 | 1,321,306 | 210,317 | 666,736 |
| Europe: | | | | | | | | | | | | | | | |
| England..... | 105,223 | 4.5 | 38,641 | 3.0 | 150,582 | 4.8 | 58,878 | 65,288 | 32,416 | 22,607 | 77,039 | 7,530 | 44,007 | 8,438 | 34,639 |
| Scotland..... | 63,342 | 1.5 | 13,035 | 1.2 | 50,307 | 1.5 | 22,608 | 18,010 | 9,089 | 7,002 | 25,409 | 2,552 | 13,018 | 2,881 | 11,280 |
| Wales..... | 21,249 | 0.5 | 3,882 | 0.4 | 17,367 | 0.5 | 8,144 | 6,274 | 2,940 | 1,745 | 8,023 | 1,055 | 5,206 | 1,082 | 4,048 |
| Northern Ireland..... | 46,295 | 1.1 | 6,750 | 0.6 | 39,545 | 1.2 | 20,723 | 13,025 | 5,707 | 3,814 | 20,729 | 1,024 | 10,911 | 1,312 | 7,906 |
| Irish Free State..... | 204,552 | 4.7 | 23,983 | 2.3 | 180,569 | 5.6 | 107,027 | 51,255 | 22,292 | 16,674 | 107,670 | 3,498 | 42,868 | 3,811 | 30,041 |
| Norway..... | 518,117 | 12.0 | 131,904 | 12.5 | 386,713 | 11.9 | 239,008 | 98,001 | 40,614 | 43,475 | 113,100 | 59,413 | 103,431 | 20,010 | 80,176 |
| Sweden..... | 473,252 | 10.9 | 147,988 | 14.0 | 325,264 | 10.0 | 219,471 | 73,800 | 31,993 | 70,670 | 143,733 | 50,979 | 120,123 | 20,339 | 62,408 |
| Denmark..... | 108,505 | 3.0 | 50,193 | 4.7 | 118,312 | 3.6 | 74,320 | 32,673 | 11,318 | 18,107 | 39,601 | 21,029 | 56,772 | 11,557 | 21,930 |
| Netherlands..... | 76,442 | 1.8 | 20,532 | 1.9 | 55,910 | 1.7 | 31,771 | 16,719 | 7,430 | 3,687 | 11,183 | 12,310 | 24,316 | 4,635 | 10,411 |
| Belgium..... | 17,395 | 0.4 | 5,590 | 0.5 | 11,805 | 0.4 | 7,231 | 3,279 | 1,295 | 1,903 | 4,005 | 2,589 | 5,881 | 1,068 | 1,019 |
| Luxemburg..... | 14,305 | 0.3 | 2,874 | 0.3 | 11,431 | 0.3 | 6,384 | 4,004 | 1,043 | 858 | 3,085 | 1,250 | 5,744 | 2,602 | 6,602 |
| Switzerland..... | 57,586 | 1.3 | 11,660 | 1.1 | 45,926 | 1.4 | 24,078 | 15,843 | 6,005 | 4,905 | 18,013 | 4,264 | 18,729 | 2,401 | 8,584 |
| France..... | 43,710 | 1.0 | 7,329 | 0.7 | 36,381 | 1.1 | 17,559 | 13,293 | 5,220 | 4,009 | 19,484 | 1,264 | 1,696 | 7,174 | 7,174 |
| Germany..... | 1,282,064 | 29.7 | 228,951 | 21.0 | 1,054,013 | 32.3 | 612,252 | 313,873 | 127,888 | 01,880 | 403,813 | 83,887 | 460,311 | 53,184 | 180,889 |
| Poland..... | 106,971 | 2.5 | 34,419 | 3.2 | 72,552 | 2.2 | 54,239 | 13,805 | 4,508 | 24,449 | 43,903 | 6,682 | 22,456 | 3,288 | 6,194 |
| Czechoslovakia..... | 167,493 | 3.9 | 40,005 | 4.3 | 127,488 | 3.7 | 81,013 | 26,219 | 14,256 | 19,142 | 41,544 | 16,845 | 50,010 | 10,018 | 20,334 |
| Austria..... | 69,564 | 1.6 | 22,924 | 2.2 | 46,640 | 1.4 | 29,933 | 10,995 | 5,712 | 14,670 | 25,730 | 4,657 | 14,501 | 3,697 | 6,349 |
| Hungary..... | 17,599 | 0.4 | 7,295 | 0.7 | 10,304 | 0.3 | 7,785 | 1,663 | 876 | 5,034 | 5,735 | 1,330 | 3,279 | 931 | 1,290 |
| Yugoslavia..... | 44,850 | 1.0 | 17,049 | 1.6 | 27,801 | 0.9 | 24,700 | 2,649 | 452 | 11,022 | 17,246 | 1,731 | 3,461 | 4,296 | 7,094 |
| Russia..... | 266,155 | 6.2 | 83,728 | 7.9 | 182,427 | 5.6 | 136,698 | 31,793 | 13,931 | 41,505 | 57,730 | 28,740 | 98,665 | 13,483 | 26,032 |

TABLE 10.—COUNTRY OF ORIGIN OF THE FOREIGN WHITE STOCK IN THE URBAN, RURAL-FARM, AND RURAL-NONFARM POPULATION, BY NATIVITY AND PARENTAGE, BY DIVISIONS AND STATES: 1930—Con.

| VISION OR STATE OF RESIDENCE AND COUNTRY OF ORIGIN | TOTAL FOREIGN WHITE STOCK | | FOREIGN-BORN WHITE | | NATIVE WHITE—FOREIGN OR MIXED PARENTAGE | | | | | | URBAN | | RURAL-FARM | | RURAL-NONFARM | |
|--|---------------------------|----------|--------------------|----------|---|----------|----------------------|----------------|----------------|--------------------|---|--------------------|---|--------------------|---|--|
| | Number | Per cent | Number | Per cent | Total | | Both parents foreign | Father foreign | Mother foreign | Foreign-born white | Native white—Foreign or mixed parentage | Foreign-born white | Native white—Foreign or mixed parentage | Foreign-born white | Native white—Foreign or mixed parentage | |
| | | | | | Number | Per cent | | | | | | | | | | |
| South Atlantic..... | 936,916 | 100.0 | 304,278 | 100.0 | 632,638 | 100.0 | 384,837 | 171,084 | 76,717 | 222,730 | 463,397 | 10,328 | 38,222 | 65,222 | 131,019 | |
| Europe: | | | | | | | | | | | | | | | | |
| England..... | 85,159 | 9.1 | 25,673 | 8.4 | 59,486 | 9.4 | 20,396 | 25,255 | 13,835 | 17,044 | 39,007 | 1,921 | 4,685 | 6,688 | 15,794 | |
| Scotland..... | 29,559 | 3.2 | 8,859 | 2.9 | 20,700 | 3.3 | 8,507 | 8,038 | 4,155 | 5,716 | 13,145 | 554 | 1,022 | 2,589 | 6,053 | |
| Wales..... | 7,252 | 0.8 | 1,797 | 0.6 | 5,455 | 0.9 | 2,418 | 1,987 | 1,050 | 1,196 | 3,486 | 90 | 307 | 511 | 1,462 | |
| Northern Ireland..... | 18,691 | 2.0 | 3,637 | 1.2 | 15,054 | 2.4 | 7,931 | 4,387 | 2,738 | 2,787 | 11,292 | 107 | 975 | 653 | 2,787 | |
| Irish Free State..... | 73,684 | 7.8 | 12,163 | 4.0 | 60,521 | 9.6 | 33,153 | 16,681 | 10,787 | 10,010 | 47,422 | 411 | 3,196 | 1,742 | 9,003 | |
| Norway..... | 6,723 | 0.7 | 2,591 | 0.9 | 4,132 | 0.7 | 2,111 | 1,442 | 579 | 1,813 | 2,742 | 183 | 377 | 595 | 1,013 | |
| Sweden..... | 13,309 | 1.4 | 4,940 | 1.6 | 8,450 | 1.3 | 4,746 | 2,604 | 1,109 | 3,084 | 5,440 | 596 | 314 | 1,260 | 2,196 | |
| Denmark..... | 6,120 | 0.7 | 2,339 | 0.8 | 3,781 | 0.6 | 1,860 | 1,522 | 393 | 1,514 | 2,380 | 303 | 445 | 517 | 956 | |
| Netherlands..... | 4,565 | 0.5 | 1,624 | 0.5 | 2,941 | 0.5 | 1,351 | 1,154 | 436 | 1,012 | 1,070 | 234 | 333 | 378 | 638 | |
| Belgium..... | 2,987 | 0.3 | 1,397 | 0.5 | 1,590 | 0.3 | 762 | 535 | 203 | 1,020 | 1,112 | 109 | 119 | 271 | 359 | |
| Luxemburg..... | 257 | | 85 | | 172 | | 94 | 57 | 21 | 46 | 104 | 17 | 28 | 22 | 40 | |
| Switzerland..... | 7,607 | 0.8 | 2,248 | 0.7 | 5,359 | 0.8 | 2,558 | 1,052 | 849 | 1,347 | 3,322 | 385 | 868 | 510 | 1,169 | |
| France..... | 13,942 | 1.5 | 3,950 | 1.3 | 9,992 | 1.6 | 4,308 | 3,806 | 1,878 | 2,736 | 7,008 | 303 | 662 | 911 | 2,322 | |
| Germany..... | 188,327 | 20.1 | 38,225 | 12.6 | 150,102 | 23.7 | 86,870 | 45,901 | 17,331 | 27,762 | 111,523 | 3,323 | 11,079 | 7,140 | 26,901 | |
| Poland..... | 72,443 | 7.7 | 26,239 | 8.6 | 46,204 | 7.3 | 38,423 | 5,880 | 1,901 | 19,902 | 35,836 | 1,004 | 1,809 | 5,333 | 8,559 | |
| Czechoslovakia..... | 22,277 | 2.4 | 8,309 | 2.7 | 13,968 | 2.2 | 11,161 | 1,752 | 1,055 | 4,308 | 7,532 | 1,217 | 1,981 | 2,784 | 4,455 | |
| Austria..... | 20,424 | 2.2 | 7,578 | 2.5 | 12,846 | 2.0 | 9,392 | 2,482 | 972 | 4,544 | 8,071 | 700 | 1,126 | 2,334 | 3,649 | |
| Hungary..... | 15,246 | 1.6 | 6,737 | 2.2 | 8,509 | 1.3 | 7,155 | 933 | 421 | 2,072 | 2,720 | 740 | 881 | 3,925 | 4,908 | |
| Yugoslavia..... | 6,505 | 0.7 | 3,065 | 1.0 | 3,440 | 0.5 | 2,815 | 545 | 80 | 607 | 656 | 248 | 356 | 2,210 | 2,428 | |
| Russia..... | 88,082 | 9.4 | 35,870 | 11.8 | 52,212 | 8.3 | 43,571 | 6,527 | 2,114 | 32,534 | 47,275 | 423 | 685 | 2,913 | 4,252 | |
| Latvia..... | 2,849 | 0.3 | 1,384 | 0.5 | 1,465 | 0.2 | 1,206 | 204 | 55 | 1,257 | 1,311 | 27 | 26 | 104 | 128 | |
| Lithuania..... | 12,221 | 1.3 | 5,681 | 1.9 | 6,540 | 1.0 | 5,615 | 727 | 198 | 4,520 | 5,366 | 129 | 141 | 1,023 | 1,033 | |
| Finland..... | 2,197 | 0.2 | 1,191 | 0.4 | 1,006 | 0.2 | 847 | 175 | 84 | 585 | 594 | 135 | 108 | 471 | 304 | |
| Rumania..... | 5,879 | 0.6 | 2,743 | 0.9 | 3,136 | 0.5 | 2,513 | 491 | 132 | 2,010 | 2,376 | 68 | 97 | 665 | 663 | |
| Bulgaria..... | 398 | | 218 | 0.1 | 180 | | 87 | 113 | 89 | 89 | 60 | 16 | 29 | 113 | 94 | |
| Turkey in Europe..... | 178 | | 106 | | 72 | | 55 | 17 | 87 | 87 | 54 | 11 | 15 | 8 | 3 | |
| Greece..... | 20,632 | 2.2 | 11,449 | 3.8 | 9,183 | 1.5 | 6,619 | 2,517 | 47 | 0,310 | 7,483 | 107 | 115 | 2,032 | 1,585 | |
| Italy..... | 103,269 | 11.0 | 39,512 | 13.0 | 63,757 | 10.1 | 49,364 | 13,165 | 1,228 | 29,039 | 45,993 | 1,013 | 1,971 | 9,460 | 15,793 | |
| Spain..... | 14,143 | 1.5 | 6,277 | 2.1 | 7,866 | 1.2 | 5,439 | 2,107 | 320 | 4,821 | 6,409 | 94 | 1,173 | 1,362 | 1,284 | |
| Portugal..... | 834 | 0.1 | 393 | 0.1 | 441 | 0.1 | 194 | 208 | 39 | 266 | 270 | 16 | 52 | 111 | 110 | |
| Other Europe..... | 3,034 | 0.3 | 914 | 0.3 | 2,120 | 0.3 | 1,482 | 459 | 179 | 623 | 1,449 | 56 | 99 | 235 | 572 | |
| Asia: | | | | | | | | | | | | | | | | |
| Syria..... | 11,250 | 1.2 | 4,538 | 1.5 | 6,712 | 1.1 | 5,432 | 1,170 | 110 | 3,888 | 5,715 | 38 | 78 | 612 | 919 | |
| Turkey in Asia..... | 2,612 | 0.3 | 1,547 | 0.5 | 1,065 | 0.2 | 798 | 241 | 26 | 1,259 | 840 | 24 | 12 | 264 | 213 | |
| Other Asia..... | 2,268 | 0.2 | 1,177 | 0.4 | 1,081 | 0.2 | 661 | 361 | 159 | 932 | 57 | 50 | 96 | 195 | 158 | |
| America: | | | | | | | | | | | | | | | | |
| Canada—French..... | 5,835 | 0.6 | 2,055 | 0.7 | 3,780 | 0.6 | 1,434 | 1,446 | 900 | 1,452 | 2,656 | 158 | 207 | 445 | 917 | |
| Canada—Other..... | 37,063 | 4.0 | 15,384 | 5.1 | 21,679 | 3.4 | 5,212 | 8,705 | 7,692 | 10,717 | 14,522 | 1,179 | 1,755 | 3,488 | 5,392 | |
| Newfoundland..... | 693 | 0.1 | 301 | 0.1 | 392 | 0.1 | 143 | 97 | 92 | 229 | 19 | 14 | 53 | 68 | 68 | |
| West Indies..... | 23,396 | 2.5 | 9,111 | 3.0 | 14,285 | 2.3 | 7,416 | 4,279 | 2,590 | 8,354 | 13,159 | 103 | 200 | 664 | 926 | |
| Mexico..... | 890 | 0.1 | 377 | 0.1 | 513 | 0.1 | 160 | 182 | 162 | 238 | 8 | 29 | 131 | 181 | 158 | |
| Central and South America..... | 2,250 | 0.2 | 1,304 | 0.4 | 946 | 0.1 | 270 | 338 | 338 | 1,024 | 711 | 32 | 54 | 248 | 181 | |
| All other..... | 2,856 | 0.3 | 1,200 | 0.4 | 1,656 | 0.2 | 613 | 682 | 371 | 947 | 1,025 | 83 | 127 | 200 | 414 | |
| East South Central: | 252,677 | 100.0 | 67,666 | 100.0 | 185,012 | 100.0 | 108,833 | 69,840 | 22,339 | 41,812 | 141,600 | 6,249 | 23,710 | 9,604 | 29,702 | |
| England..... | 22,669 | 9.0 | 5,059 | 8.8 | 17,610 | 9.0 | 5,486 | 8,598 | 3,526 | 3,618 | 11,587 | 410 | 2,275 | 1,031 | 3,748 | |
| Scotland..... | 8,499 | 3.4 | 1,941 | 3.4 | 6,558 | 3.4 | 2,775 | 2,718 | 1,085 | 1,359 | 4,331 | 156 | 723 | 426 | 1,504 | |
| Wales..... | 2,020 | 0.8 | 377 | 0.7 | 1,643 | 0.8 | 675 | 659 | 309 | 244 | 1,107 | 22 | 126 | 111 | 410 | |
| Northern Ireland..... | 5,263 | 2.1 | 1,007 | 1.0 | 4,256 | 2.4 | 2,169 | 1,897 | 630 | 454 | 3,337 | 62 | 784 | 61 | 575 | |
| Irish Free State..... | 27,394 | 10.8 | 2,768 | 4.3 | 24,626 | 12.0 | 13,008 | 8,322 | 3,306 | 2,266 | 18,656 | 164 | 2,830 | 328 | 3,141 | |
| Norway..... | 1,514 | 0.6 | 447 | 0.8 | 1,067 | 0.5 | 438 | 507 | 122 | 281 | 633 | 74 | 187 | 92 | 247 | |
| Sweden..... | 3,912 | 1.5 | 1,246 | 2.2 | 2,666 | 1.4 | 1,329 | 1,022 | 315 | 663 | 1,025 | 339 | 534 | 244 | 507 | |
| Denmark..... | 1,791 | 0.7 | 478 | 0.8 | 1,225 | 0.6 | 623 | 582 | 120 | 200 | 732 | 101 | 201 | 115 | 292 | |
| Netherlands..... | 1,468 | 0.6 | 295 | 0.5 | 1,163 | 0.6 | 542 | 507 | 114 | 205 | 763 | 47 | 182 | 43 | 218 | |
| Belgium..... | 583 | 0.2 | 184 | 0.3 | 399 | 0.2 | 133 | 173 | 93 | 104 | 239 | 32 | 80 | 48 | 80 | |
| Luxemburg..... | 60 | | 10 | | 41 | | 19 | 14 | 8 | 6 | 26 | 6 | 10 | 7 | 5 | |
| Switzerland..... | 7,000 | 2.8 | 1,561 | 2.7 | 5,439 | 2.8 | 2,556 | 2,165 | 718 | 869 | 3,349 | 421 | 1,172 | 271 | 918 | |
| France..... | 8,746 | 3.5 | 1,462 | 2.5 | 7,284 | 3.7 | 3,215 | 3,074 | 995 | 1,027 | 5,352 | 147 | 830 | 288 | 1,102 | |
| Germany..... | 84,716 | 33.5 | 12,188 | 21.1 | 72,528 | 37.2 | 40,811 | 24,589 | 7,128 | 8,844 | 54,691 | 1,545 | 8,781 | 1,799 | 9,056 | |
| Poland..... | 6,187 | 2.4 | 2,711 | 4.7 | 3,476 | 1.8 | 2,695 | 653 | 128 | 2,195 | 2,700 | 129 | 278 | 387 | 498 | |
| Czechoslovakia..... | 2,285 | 0.9 | 878 | 1.5 | 1,367 | 0.7 | 981 | 275 | 101 | 270 | 464 | 358 | 502 | 250 | 401 | |
| Austria..... | 3,622 | 1.6 | 1,239 | 2.1 | 2,383 | 1.4 | 1,481 | 981 | 221 | 825 | 1,093 | 185 | 289 | 229 | 401 | |
| Hungary..... | 2,715 | 1.1 | 1,093 | 1.9 | 1,622 | 0.8 | 1,220 | 348 | 54 | 491 | 805 | 186 | 237 | 416 | 580 | |
| Yugoslavia..... | 1,335 | 0.5 | 550 | 1.0 | 785 | 0.4 | 614 | 260 | 11 | 272 | 425 | 78 | 96 | 200 | 264 | |
| Russia..... | 12,242 | 4.8 | 5,023 | 8.7 | 7,219 | 3.7 | 5,028 | 1,280 | 311 | 4,403 | 6,325 | 73 | 133 | 547 | 761 | |
| Latvia..... | 373 | 0.1 | 182 | 0.3 | 191 | 0.1 | 152 | 36 | 3 | 143 | 144 | 6 | 3 | 28 | 44 | |
| Lithuania..... | 910 | 0.4 | 424 | 0.7 | 495 | 0.3 | 415 | 66 | 14 | 340 | 414 | 14 | 15 | 64 | 66 | |
| Finland..... | 388 | 0.2 | 154 | 0.3 | 234 | 0.1 | 113 | 84 | 37 | 71 | 87 | 37 | 61 | 46 | 86 | |
| Rumania..... | 1,052 | 0.4 | 464 | 0.8 | 588 | 0.3 | 430 | 143 | 15 | 389 | 484 | 21 | 26 | 54 | 78 | |
| Bulgaria..... | 119 | | 43 | 0.1 | 76 | | 11 | 65 | 2 | 10 | 20 | 8 | 16 | 19 | 40 | |
| Turkey in Europe..... | 28 | | 22 | | 6 | | 4 | 2 | 21 | 21 | 6 | 6 | 1 | 1 | 1 | |
| Greece..... | 4,176 | 1.7 | 2,304 | 4.0 | 1,872 | 1.0 | 1,062 | 800 | 10 | 2,055 | 1,675 | 60 | 78 | 199 | 219 | |
| Italy..... | 21,790 | 8.6 | 7,288 | 12.6 | 14,502 | 7.4 | 10,984 | 4,019 | 449 | 5,029 | 10,213 | | | | | |

COUNTRY OF ORIGIN OF THE FOREIGN WHITE STOCK

TABLE 10.—COUNTRY OF ORIGIN OF THE FOREIGN WHITE STOCK IN THE URBAN, RURAL-FARM, AND RURAL-NONFARM POPULATION, BY NATIVITY AND PARENTAGE, BY DIVISIONS AND STATES: 1930—Con.

| DIVISION OR STATE OF RESIDENCE AND COUNTRY OF ORIGIN | TOTAL FOREIGN WHITE STOCK | | FOREIGN-BORN WHITE | | NATIVE WHITE—FOREIGN OR MIXED PARENTAGE | | | URBAN | | RURAL-FARM | | RURAL-NONFARM | | | |
|--|---------------------------|----------|--------------------|----------|---|----------|----------------------|----------------|----------------|--------------------|---|--------------------|---|--------------------|---|
| | Number | Per cent | Number | Per cent | Total | | Both parents foreign | Father foreign | Mother foreign | Foreign-born white | Native white—Foreign or mixed parentage | Foreign-born white | Native white—Foreign or mixed parentage | Foreign-born white | Native white—Foreign or mixed parentage |
| | | | | | Number | Per cent | | | | | | | | | |
| West South Central | 746,701 | 100.0 | 170,232 | 100.0 | 576,469 | 100.0 | 300,278 | 200,853 | 75,338 | 98,180 | 300,203 | 46,330 | 188,226 | 25,722 | 87,950 |
| Europe: | | | | | | | | | | | | | | | |
| England | 54,444 | 7.3 | 11,193 | 6.6 | 43,251 | 7.5 | 12,467 | 21,990 | 8,788 | 7,898 | 26,774 | 1,452 | 8,475 | 1,843 | 8,002 |
| Scotland | 16,108 | 2.2 | 8,241 | 1.9 | 12,867 | 2.2 | 4,828 | 5,760 | 2,270 | 2,207 | 7,072 | 433 | 2,310 | 601 | 2,579 |
| Wales | 3,260 | 0.4 | 1,612 | 0.4 | 2,648 | 0.5 | 1,023 | 1,444 | 471 | 399 | 1,624 | 77 | 442 | 136 | 572 |
| Northern Ireland | 9,605 | 1.3 | 1,212 | 0.7 | 8,393 | 1.5 | 3,564 | 3,876 | 1,263 | 893 | 5,843 | 127 | 1,188 | 102 | 1,362 |
| Irish Free State | 30,780 | 5.3 | 4,921 | 2.9 | 25,859 | 6.0 | 15,518 | 14,210 | 5,131 | 3,865 | 24,318 | 393 | 5,257 | 663 | 5,284 |
| Norway | 8,195 | 1.1 | 2,292 | 1.3 | 5,903 | 1.0 | 3,136 | 1,955 | 812 | 1,479 | 3,202 | 434 | 1,016 | 379 | 1,085 |
| Sweden | 20,414 | 2.7 | 5,534 | 3.3 | 14,880 | 2.6 | 8,301 | 4,882 | 1,607 | 2,027 | 7,840 | 1,749 | 4,742 | 858 | 2,298 |
| Denmark | 8,603 | 1.1 | 2,319 | 1.4 | 6,284 | 1.1 | 2,978 | 2,633 | 573 | 1,293 | 3,341 | 624 | 1,768 | 402 | 1,075 |
| Netherlands | 3,982 | 0.5 | 1,044 | 0.6 | 2,938 | 0.5 | 1,300 | 1,250 | 382 | 601 | 1,565 | 232 | 792 | 211 | 581 |
| Belgium | 3,169 | 0.4 | 1,009 | 0.6 | 2,160 | 0.4 | 1,018 | 854 | 288 | 500 | 996 | 324 | 790 | 176 | 365 |
| Luxemburg | 353 | | 93 | 0.1 | 260 | | 131 | 97 | 32 | 45 | 81 | 32 | 124 | 16 | 55 |
| Switzerland | 12,842 | 1.7 | 2,681 | 1.6 | 10,161 | 1.7 | 4,488 | 3,830 | 1,334 | 1,305 | 4,063 | 953 | 3,454 | 423 | 1,544 |
| France | 32,922 | 4.4 | 5,698 | 3.3 | 27,224 | 4.7 | 11,659 | 12,161 | 3,404 | 4,010 | 10,501 | 653 | 3,682 | 1,035 | 4,041 |
| Germany | 234,012 | 31.5 | 38,411 | 22.6 | 195,601 | 34.1 | 105,939 | 67,160 | 23,308 | 17,145 | 87,912 | 15,122 | 70,043 | 6,144 | 20,646 |
| Poland | 20,952 | 2.8 | 9,800 | 4.0 | 11,152 | 2.5 | 9,830 | 3,302 | 1,011 | 4,173 | 6,310 | 1,788 | 6,242 | 830 | 1,591 |
| Czechoslovakia | 67,306 | 7.7 | 14,885 | 8.7 | 42,421 | 7.4 | 20,976 | 10,386 | 6,059 | 2,636 | 5,498 | 10,188 | 31,856 | 2,161 | 5,067 |
| Austria | 15,737 | 2.1 | 4,690 | 2.7 | 11,047 | 1.9 | 6,309 | 3,422 | 1,356 | 2,402 | 5,280 | 1,370 | 4,208 | 740 | 1,050 |
| Hungary | 3,324 | 0.4 | 1,141 | 0.7 | 2,183 | 0.4 | 1,492 | 476 | 205 | 628 | 967 | 455 | 560 | 158 | 256 |
| Yugoslavia | 2,681 | 0.4 | 1,141 | 0.7 | 1,540 | 0.3 | 971 | 603 | 66 | 540 | 698 | 253 | 442 | 339 | 400 |
| Russia | 31,862 | 4.3 | 10,850 | 6.4 | 20,990 | 3.6 | 14,766 | 4,626 | 1,704 | 6,951 | 10,596 | 2,618 | 8,133 | 1,287 | 2,267 |
| Latvia | 472 | 0.1 | 247 | 0.1 | 225 | 0.0 | 174 | 49 | 2 | 205 | 184 | 6 | 4 | 36 | 37 |
| Lithuania | 1,853 | 0.2 | 580 | 0.3 | 773 | 0.1 | 554 | 188 | 31 | 456 | 51 | 111 | 78 | 112 | |
| Finland | 676 | 0.1 | 297 | 0.2 | 379 | 0.1 | 216 | 124 | 39 | 213 | 259 | 30 | 62 | 54 | 58 |
| Rumania | 2,030 | 0.3 | 847 | 0.5 | 1,183 | 0.2 | 780 | 295 | 108 | 802 | 105 | 237 | 62 | 84 | |
| Bulgaria | 402 | 0.1 | 220 | 0.1 | 182 | 0.0 | 82 | 95 | 5 | 115 | 74 | 75 | 68 | 30 | 40 |
| Turkey in Europe | 64 | | 37 | | 27 | | 17 | 10 | | 34 | 23 | 2 | 3 | 1 | 1 |
| Greece | 6,122 | 0.8 | 3,331 | 2.0 | 2,791 | 0.5 | 1,566 | 1,198 | 27 | 3,083 | 2,514 | 67 | 98 | 181 | 179 |
| Italy | 70,415 | 10.2 | 22,185 | 13.0 | 51,230 | 9.4 | 30,540 | 12,831 | 1,850 | 14,823 | 35,137 | 4,290 | 11,634 | 3,072 | 7,459 |
| Spain | 4,710 | 0.6 | 1,487 | 0.8 | 3,223 | 0.6 | 1,237 | 1,748 | 288 | 1,159 | 2,690 | 44 | 157 | 234 | 417 |
| Portugal | 400 | 0.1 | 104 | 0.1 | 296 | 0.1 | 141 | 148 | 7 | 75 | 210 | 10 | 39 | 10 | 33 |
| Other Europe | 3,879 | 0.5 | 673 | 0.4 | 3,206 | 0.6 | 1,959 | 862 | 385 | 443 | 1,860 | 127 | 865 | 103 | 472 |
| Asia: | | | | | | | | | | | | | | | |
| Syria | 9,457 | 1.3 | 3,620 | 2.1 | 5,828 | 1.0 | 4,524 | 1,204 | 100 | 2,776 | 4,355 | 107 | 255 | 740 | 1,213 |
| Turkey in Asia | 560 | 0.1 | 448 | 0.3 | 408 | 0.1 | 241 | 148 | 19 | 373 | 327 | 17 | 32 | 58 | 49 |
| Other Asia | 1,171 | 0.2 | 512 | 0.3 | 659 | 0.1 | 302 | 260 | 88 | 396 | 432 | 43 | 120 | 78 | 107 |
| America: | | | | | | | | | | | | | | | |
| Canada—French | 4,444 | 0.6 | 904 | 0.6 | 3,540 | 0.6 | 1,047 | 1,066 | 737 | 661 | 2,168 | 62 | 520 | 241 | 756 |
| Canada—Other | 20,244 | 3.5 | 7,326 | 4.3 | 13,118 | 3.3 | 8,727 | 9,694 | 5,497 | 4,961 | 12,087 | 1,123 | 3,422 | 1,242 | 8,409 |
| Newfoundland | 1,261 | | 125 | 0.1 | 1,136 | | 45 | 49 | 42 | 110 | 114 | 3 | 9 | 12 | 13 |
| West Indies | 1,810 | 0.2 | 709 | 0.4 | 1,101 | 0.2 | 253 | 523 | 325 | 618 | 892 | 35 | 102 | 56 | 107 |
| Mexico | 21,278 | 2.8 | 4,455 | 2.6 | 16,823 | 2.9 | 6,440 | 4,505 | 5,872 | 3,273 | 8,922 | 613 | 4,622 | 569 | 3,379 |
| Central and South America | 2,481 | 0.3 | 1,443 | 0.8 | 1,038 | 0.2 | 222 | 461 | 355 | 1,293 | 765 | 52 | 134 | 98 | 130 |
| All other | 2,345 | 0.3 | 860 | 0.5 | 1,485 | 0.3 | 526 | 630 | 323 | 568 | 851 | 152 | 387 | 150 | 247 |
| Mountain | 1,003,331 | 100.0 | 237,914 | 100.0 | 715,417 | 100.0 | 401,071 | 201,261 | 113,085 | 135,316 | 320,689 | 71,382 | 200,181 | 81,216 | 189,647 |
| Europe: | | | | | | | | | | | | | | | |
| England | 152,043 | 15.2 | 33,070 | 11.5 | 118,973 | 16.6 | 52,002 | 40,285 | 26,688 | 18,300 | 58,337 | 5,171 | 28,241 | 9,599 | 32,395 |
| Scotland | 42,830 | 4.3 | 10,934 | 3.8 | 31,896 | 4.5 | 15,468 | 10,441 | 5,987 | 5,400 | 15,742 | 2,259 | 7,030 | 3,200 | 9,115 |
| Wales | 17,213 | 1.7 | 8,385 | 1.2 | 13,828 | 1.9 | 6,703 | 4,003 | 2,522 | 1,833 | 6,965 | 527 | 3,008 | 1,025 | 3,555 |
| Northern Ireland | 15,689 | 1.6 | 3,173 | 1.1 | 12,516 | 1.7 | 6,599 | 3,076 | 1,942 | 1,570 | 7,042 | 542 | 2,340 | 761 | 3,134 |
| Irish Free State | 55,090 | 5.5 | 10,252 | 3.6 | 44,838 | 6.3 | 26,307 | 12,218 | 6,223 | 6,450 | 26,739 | 1,248 | 6,099 | 2,554 | 11,370 |
| Norway | 61,485 | 6.1 | 15,850 | 5.3 | 45,635 | 5.1 | 21,303 | 9,082 | 5,750 | 5,810 | 12,487 | 5,818 | 13,602 | 4,222 | 9,966 |
| Sweden | 77,607 | 7.8 | 25,839 | 9.0 | 52,068 | 7.8 | 32,242 | 11,996 | 7,830 | 12,222 | 24,237 | 6,745 | 15,241 | 6,372 | 12,600 |
| Denmark | 56,551 | 5.6 | 13,240 | 4.6 | 42,305 | 5.9 | 22,942 | 11,028 | 7,435 | 5,415 | 16,872 | 4,330 | 14,035 | 3,501 | 12,398 |
| Netherlands | 14,150 | 1.4 | 5,038 | 1.7 | 9,112 | 1.3 | 5,344 | 2,267 | 1,510 | 2,871 | 4,335 | 1,448 | 3,100 | 710 | 1,620 |
| Belgium | 3,507 | 0.3 | 1,343 | 0.5 | 2,164 | 0.3 | 1,237 | 639 | 288 | 853 | 656 | 674 | 1,015 | 316 | 403 |
| Luxemburg | 3,890 | 0.1 | 236 | 0.1 | 3,654 | 0.1 | 365 | 220 | 69 | 85 | 240 | 110 | 269 | 41 | 139 |
| Switzerland | 20,450 | 2.0 | 5,593 | 1.9 | 14,857 | 2.1 | 7,976 | 4,225 | 2,550 | 2,309 | 5,841 | 1,914 | 5,454 | 1,370 | 3,562 |
| France | 15,137 | 1.5 | 4,071 | 1.4 | 11,066 | 1.5 | 5,710 | 3,054 | 1,702 | 1,711 | 5,857 | 1,168 | 2,540 | 1,192 | 3,169 |
| Germany | 136,476 | 13.6 | 28,731 | 10.0 | 107,745 | 15.1 | 61,038 | 32,145 | 14,502 | 13,969 | 48,996 | 8,333 | 33,501 | 6,429 | 24,948 |
| Poland | 12,614 | 1.3 | 5,125 | 1.8 | 7,489 | 1.0 | 5,802 | 1,233 | 454 | 2,963 | 3,918 | 979 | 1,900 | 1,183 | 1,572 |
| Czechoslovakia | 14,857 | 1.5 | 5,018 | 1.7 | 9,839 | 1.4 | 7,028 | 1,789 | 1,022 | 1,713 | 3,671 | 1,099 | 4,153 | 1,306 | 2,116 |
| Austria | 16,975 | 1.7 | 6,002 | 2.1 | 10,973 | 1.5 | 7,916 | 2,219 | 838 | 2,560 | 4,877 | 1,371 | 2,800 | 2,071 | 3,287 |
| Hungary | 3,713 | 0.4 | 1,672 | 0.5 | 2,041 | 0.3 | 1,614 | 327 | 200 | 784 | 1,094 | 381 | 533 | 407 | 514 |
| Yugoslavia | 30,068 | 3.0 | 12,133 | 4.2 | 17,935 | 2.5 | 15,597 | 2,130 | 208 | 5,126 | 7,340 | 1,323 | 2,517 | 5,034 | 8,078 |
| Russia | 60,790 | 6.1 | 20,865 | 7.2 | 39,925 | 5.6 | 32,094 | 5,231 | 2,600 | 8,091 | 12,799 | 9,818 | 22,191 | 2,956 | 4,935 |
| Latvia | 254 | | 135 | | 119 | | 85 | 17 | 17 | 92 | 93 | 14 | 13 | 29 | 13 |
| Lithuania | 1,217 | 0.1 | 614 | 0.2 | 603 | 0.1 | 483 | 105 | 15 | 804 | 258 | 117 | 169 | 193 | 176 |
| Finland | 12,702 | 1.3 | 5,765 | 2.0 | 6,937 | 1.0 | 5,726 | 818 | 393 | 2,572 | 2,818 | 1,202 | 1,898 | 2,191 | 2,221 |
| Rumania | 3,134 | 0.3 | 1,435 | 0.5 | 1,699 | 0.2 | 1,268 | 300 | 131 | 652 | 703 | 511 | 763 | 272 | 233 |
| Bulgaria | 963 | 0.1 | 640 | 0.2 | 323 | | 185 | 136 | 2 | 183 | 107 | 125 | 79 | 332 | 137 |
| Turkey in Europe | 28 | | 20 | | 8 | | 4 | 1 | | 15 | 7 | 2 | 3 | | |

POPULATION

TABLE 10.—COUNTRY OF ORIGIN OF THE FOREIGN WHITE STOCK IN THE URBAN, RURAL-FARM, AND RURAL-NONFARM POPULATION, BY NATIVITY AND PARENTAGE, BY DIVISIONS AND STATES: 1930—Con.

| DIVISION OR STATE OF RESIDENCE AND COUNTRY OF ORIGIN | TOTAL FOREIGN WHITE STOCK | | FOREIGN-BORN WHITE | | NATIVE WHITE—FOREIGN OR MIXED PARENTAGE | | | URBAN | | RURAL-FARM | | RURAL-NONFARM | | | |
|--|---------------------------|----------|--------------------|----------|---|----------|----------------------|----------------|----------------|--------------------|---|--------------------|---|--------------------|---|
| | Number | Per cent | Number | Per cent | Total | | Both parents foreign | Father foreign | Mother foreign | Foreign-born white | Native white—Foreign or mixed parentage | Foreign-born white | Native white—Foreign or mixed parentage | Foreign-born white | Native white—Foreign or mixed parentage |
| | | | | | Number | Per cent | | | | | | | | | |
| Pacific | 3,084,639 | 100.0 | 1,159,765 | 100.0 | 1,904,874 | 100.0 | 1,118,320 | 510,868 | 275,698 | 881,248 | 1,342,729 | 150,209 | 859,537 | 178,308 | 802,008 |
| Europe: | | | | | | | | | | | | | | | |
| England | 315,654 | 10.3 | 113,400 | 9.8 | 202,254 | 10.6 | 83,501 | 74,088 | 44,665 | 88,928 | 150,053 | 7,384 | 18,441 | 17,088 | 33,760 |
| Scotland | 105,473 | 3.4 | 39,647 | 3.4 | 65,826 | 3.5 | 31,924 | 22,230 | 11,672 | 31,303 | 48,500 | 2,600 | 6,114 | 5,784 | 11,152 |
| Wales | 23,632 | 0.8 | 6,897 | 0.6 | 17,235 | 0.9 | 8,186 | 5,946 | 3,103 | 4,813 | 12,541 | 659 | 1,066 | 1,025 | 3,028 |
| Northern Ireland | 50,417 | 1.8 | 14,085 | 1.2 | 42,332 | 2.2 | 23,241 | 11,989 | 7,102 | 10,956 | 32,627 | 1,265 | 3,749 | 1,864 | 5,956 |
| Irish Free State | 186,997 | 6.1 | 42,237 | 3.6 | 144,760 | 7.6 | 87,362 | 34,588 | 22,860 | 34,309 | 116,627 | 2,638 | 9,731 | 5,390 | 18,402 |
| Norway | 147,198 | 4.8 | 56,483 | 4.9 | 90,715 | 4.8 | 59,126 | 19,827 | 11,762 | 37,860 | 60,143 | 8,001 | 13,575 | 10,672 | 16,097 |
| Sweden | 207,224 | 6.8 | 86,850 | 7.5 | 120,374 | 6.3 | 82,472 | 24,100 | 13,742 | 57,595 | 82,027 | 12,752 | 17,510 | 16,503 | 20,837 |
| Denmark | 91,520 | 3.0 | 33,901 | 2.9 | 57,628 | 3.0 | 36,406 | 15,188 | 6,084 | 21,799 | 36,970 | 6,460 | 10,372 | 5,642 | 10,286 |
| Netherlands | 33,444 | 1.1 | 13,383 | 1.2 | 20,061 | 1.1 | 11,980 | 5,415 | 2,666 | 7,211 | 11,278 | 3,809 | 5,216 | 2,363 | 3,567 |
| Belgium | 11,119 | 0.4 | 5,042 | 0.4 | 6,077 | 0.3 | 3,600 | 1,695 | 782 | 3,513 | 3,925 | 775 | 1,089 | 754 | 1,063 |
| Luxemburg | 2,528 | 0.1 | 822 | 0.1 | 1,706 | 0.1 | 1,009 | 518 | 179 | 512 | 1,115 | 187 | 352 | 123 | 239 |
| Switzerland | 71,914 | 2.3 | 27,075 | 2.4 | 44,239 | 2.3 | 27,779 | 11,934 | 4,526 | 13,407 | 23,974 | 9,723 | 12,979 | 4,545 | 7,286 |
| France | 71,825 | 2.3 | 24,449 | 2.1 | 47,376 | 2.5 | 28,397 | 13,804 | 6,675 | 18,338 | 35,186 | 2,714 | 4,925 | 3,397 | 7,265 |
| Germany | 454,085 | 14.8 | 115,295 | 9.9 | 338,790 | 17.8 | 205,355 | 94,351 | 39,084 | 82,307 | 241,142 | 15,896 | 45,017 | 17,082 | 52,631 |
| Poland | 45,201 | 1.5 | 20,318 | 1.8 | 24,883 | 1.3 | 19,197 | 4,154 | 1,532 | 16,639 | 19,476 | 1,629 | 2,648 | 2,050 | 2,759 |
| Czechoslovakia | 25,352 | 0.8 | 10,105 | 0.9 | 15,247 | 0.8 | 10,539 | 3,049 | 1,659 | 6,713 | 9,816 | 1,755 | 2,979 | 1,637 | 2,452 |
| Austria | 43,899 | 1.4 | 18,035 | 1.6 | 25,834 | 1.4 | 17,826 | 5,423 | 2,585 | 13,396 | 19,513 | 1,830 | 2,821 | 2,809 | 3,500 |
| Hungary | 15,518 | 0.5 | 7,879 | 0.7 | 7,639 | 0.4 | 5,004 | 1,225 | 670 | 6,046 | 6,046 | 469 | 513 | 1,064 | 962 |
| Yugoslavia | 36,970 | 1.2 | 19,045 | 1.6 | 17,925 | 0.9 | 15,030 | 2,570 | 325 | 13,378 | 11,983 | 2,098 | 2,598 | 3,569 | 3,374 |
| Russia | 134,944 | 4.4 | 69,564 | 5.1 | 75,390 | 4.0 | 59,904 | 9,852 | 5,674 | 47,043 | 54,875 | 5,904 | 12,111 | 6,007 | 8,404 |
| Latvia | 2,629 | 0.1 | 1,032 | 0.1 | 907 | 0.1 | 779 | 168 | 60 | 1,358 | 835 | 98 | 58 | 176 | 104 |
| Lithuania | 5,540 | 0.2 | 2,963 | 0.3 | 2,583 | 0.1 | 2,216 | 307 | 60 | 2,467 | 2,174 | 200 | 178 | 306 | 231 |
| Finland | 50,500 | 1.6 | 25,004 | 2.2 | 25,496 | 1.3 | 20,891 | 2,716 | 1,889 | 14,777 | 14,027 | 5,348 | 6,802 | 4,879 | 4,667 |
| Rumania | 13,294 | 0.4 | 6,771 | 0.6 | 6,523 | 0.3 | 5,003 | 468 | 5,497 | 6,982 | 692 | 768 | 682 | 4,379 | 722 |
| Bulgaria | 1,281 | 0.04 | 890 | 0.1 | 391 | 0.02 | 190 | 177 | 24 | 559 | 262 | 96 | 40 | 235 | 80 |
| Turkey in Europe | 437 | 0.01 | 260 | 0.02 | 177 | 0.01 | 154 | 18 | 5 | 239 | 6 | 1 | 1 | 15 | 12 |
| Greece | 20,648 | 0.7 | 17,181 | 1.5 | 9,517 | 0.5 | 6,582 | 2,863 | 72 | 13,488 | 7,812 | 883 | 627 | 2,760 | 1,078 |
| Italy | 208,893 | 6.8 | 122,251 | 10.5 | 146,012 | 7.7 | 118,409 | 24,182 | 4,021 | 87,202 | 107,783 | 17,076 | 10,562 | 17,973 | 10,207 |
| Spain | 28,658 | 0.9 | 13,793 | 1.2 | 14,805 | 0.8 | 11,530 | 2,098 | 1,237 | 8,275 | 9,166 | 2,366 | 2,308 | 3,152 | 3,391 |
| Portugal | 65,707 | 2.1 | 22,910 | 2.0 | 42,707 | 2.2 | 30,000 | 10,310 | 2,397 | 10,545 | 21,657 | 8,140 | 13,535 | 4,225 | 7,605 |
| Other Europe | 7,093 | 0.2 | 3,160 | 0.3 | 3,933 | 0.2 | 2,854 | 712 | 367 | 2,340 | 2,947 | 381 | 417 | 430 | 560 |
| Asia: | | | | | | | | | | | | | | | |
| Syria | 5,542 | 0.2 | 2,507 | 0.2 | 3,035 | 0.2 | 2,465 | 476 | 94 | 1,992 | 2,378 | 167 | 223 | 348 | 434 |
| Turkey in Asia | 9,837 | 0.3 | 5,570 | 0.5 | 4,317 | 0.2 | 3,801 | 425 | 91 | 4,078 | 2,992 | 1,020 | 975 | 472 | 350 |
| Other Asia | 10,004 | 0.6 | 10,223 | 0.9 | 8,781 | 0.5 | 6,887 | 1,241 | 653 | 7,174 | 5,755 | 1,000 | 2,095 | 1,149 | 931 |
| America: | | | | | | | | | | | | | | | |
| Canada—French | 42,710 | 1.4 | 13,342 | 1.2 | 20,368 | 1.5 | 11,475 | 11,270 | 6,623 | 9,577 | 20,228 | 1,216 | 3,167 | 2,549 | 5,973 |
| Canada—Other | 341,432 | 11.1 | 154,033 | 13.3 | 187,399 | 9.8 | 52,179 | 75,521 | 50,609 | 116,928 | 132,516 | 12,987 | 20,004 | 24,168 | 34,870 |
| Newfoundland | 1,858 | 0.1 | 876 | 0.1 | 982 | 0.1 | 410 | 320 | 246 | 699 | 789 | 48 | 50 | 129 | 143 |
| West Indies | 2,548 | 0.1 | 1,241 | 0.1 | 1,307 | 0.1 | 402 | 524 | 381 | 1,045 | 1,041 | 58 | 97 | 138 | 169 |
| Mexico | 20,612 | 0.7 | 8,824 | 0.8 | 11,788 | 0.6 | 4,827 | 3,041 | 3,020 | 7,292 | 9,144 | 410 | 773 | 1,116 | 1,871 |
| Central and South America | 12,084 | 0.4 | 7,357 | 0.6 | 4,727 | 0.2 | 1,865 | 1,535 | 1,327 | 6,255 | 3,538 | 436 | 437 | 666 | 702 |
| All other | 57,363 | 1.9 | 24,375 | 2.1 | 32,988 | 1.7 | 18,193 | 10,000 | 4,795 | 12,500 | 14,403 | 8,407 | 12,985 | 3,462 | 5,510 |
| Maine | 278,940 | 100.0 | 100,368 | 100.0 | 178,572 | 100.0 | 87,094 | 47,554 | 44,924 | 55,178 | 95,412 | 11,939 | 24,912 | 33,251 | 59,248 |
| Europe: | | | | | | | | | | | | | | | |
| England | 13,649 | 4.9 | 4,403 | 4.4 | 9,186 | 5.1 | 3,056 | 3,017 | 2,513 | 1,868 | 4,354 | 448 | 1,060 | 2,147 | 3,772 |
| Scotland | 5,379 | 1.9 | 1,906 | 1.9 | 3,473 | 1.9 | 1,539 | 1,102 | 832 | 893 | 1,078 | 140 | 341 | 873 | 1,454 |
| Wales | 469 | 0.2 | 137 | 0.1 | 323 | 0.2 | 131 | 118 | 74 | 41 | 119 | 12 | 28 | 84 | 176 |
| Northern Ireland | 3,632 | 1.3 | 827 | 0.8 | 2,855 | 1.6 | 1,000 | 538 | 657 | 532 | 1,099 | 70 | 346 | 225 | 510 |
| Irish Free State | 15,391 | 5.5 | 3,288 | 3.3 | 12,103 | 6.7 | 8,274 | 1,553 | 2,776 | 2,606 | 9,258 | 113 | 637 | 669 | 2,208 |
| Norway | 1,356 | 0.5 | 534 | 0.5 | 822 | 0.5 | 401 | 223 | 138 | 310 | 529 | 42 | 57 | 176 | 236 |
| Sweden | 5,010 | 1.8 | 1,882 | 1.9 | 3,128 | 1.7 | 1,752 | 840 | 536 | 625 | 930 | 518 | 1,089 | 839 | 1,109 |
| Denmark | 2,334 | 0.8 | 840 | 0.8 | 1,494 | 0.8 | 1,037 | 320 | 228 | 547 | 1,036 | 129 | 188 | 164 | 270 |
| Netherlands | 157 | 0.1 | 41 | 0.1 | 116 | 0.1 | 39 | 55 | 12 | 15 | 54 | 10 | 22 | 16 | 40 |
| Belgium | 106 | 0.1 | 51 | 0.1 | 55 | 0.03 | 32 | 19 | 4 | 38 | 41 | 4 | 3 | 9 | 11 |
| Luxemburg | 8 | 0.003 | 3 | 0.003 | 5 | 0.003 | 3 | 2 | 1 | 3 | 1 | 2 | 1 | 1 | 1 |
| Switzerland | 185 | 0.1 | 51 | 0.1 | 134 | 0.1 | 71 | 41 | 22 | 25 | 69 | 10 | 17 | 16 | 48 |
| France | 918 | 0.3 | 314 | 0.3 | 604 | 0.3 | 258 | 201 | 145 | 152 | 286 | 46 | 89 | 116 | 229 |
| Germany | 2,000 | 1.0 | 818 | 0.8 | 2,032 | 1.2 | 1,116 | 642 | 324 | 448 | 1,047 | 115 | 300 | 255 | 735 |
| Poland | 3,032 | 1.4 | 1,706 | 1.7 | 2,226 | 1.2 | 2,005 | 166 | 55 | 1,296 | 1,020 | 113 | 217 | 297 | 389 |
| Czechoslovakia | 928 | 0.2 | 241 | 0.2 | 337 | 0.2 | 343 | 30 | 14 | 49 | 81 | 23 | 47 | 109 | 259 |
| Austria | 662 | 0.2 | 230 | 0.2 | 432 | 0.2 | 315 | 83 | 34 | 54 | 122 | 24 | 33 | 152 | 277 |
| Hungary | 77 | 0.03 | 30 | 0.03 | 47 | 0.03 | 34 | 9 | 4 | 16 | 23 | 3 | 11 | 13 | 13 |
| Yugoslavia | 32 | 0.01 | 16 | 0.01 | 16 | 0.01 | 8 | 8 | 2 | 4 | 3 | 1 | 1 | 10 | 12 |
| Russia | 4,235 | 1.5 | 1,880 | 1.9 | 2,855 | 1.6 | 1,970 | 802 | 83 | 1,592 | 2,064 | 64 | 49 | 224 | 242 |
| Latvia | 169 | 0.1 | 92 | 0.1 | 77 | 0.04 | 69 | 6 | 6 | 68 | 7 | 10 | 5 | 14 | 6 |
| Lithuania | 2,270 | 0.8 | 1,121 | 1.1 | 1,149 | 0.6 | 1,058 | 61 | 30 | 716 | 676 | 109 | 96 | 296 | 277 |
| Finland | 2,913 | 1.0 | 1,408 | 1.4 | 1,607 | 0.8 | 1,343 | 113 | 51 | 140 | 140 | 859 | 940 | 407 | 427 |
| Rumania | 54 | 0.02 | 27 | 0.02 | 27 | 0.01 | 26 | 1 | 1 | 22 | 1 | 1 | 4 | 5 | 5 |
| Bulgaria | 14 | 0.005 | 7 | 0.007 | 7 | 0.004 | 6 | 1 | 1 | 3 | 6 | 2 | 2 | 3 | 3 |
| Turkey in Europe | 23 | 0.008 | 16 | 0.009 | 7 | 0.004 | 6 | 1 | 1 | 10 | 7</ | | | | |

COUNTRY OF ORIGIN OF THE FOREIGN WHITE STOCK

289

TABLE 10.—COUNTRY OF ORIGIN OF THE FOREIGN WHITE STOCK IN THE URBAN, RURAL-FARM, AND RURAL-NONFARM POPULATION, BY NATIVITY AND PARENTAGE, BY DIVISIONS AND STATES: 1930—Con.

| DIVISION OR STATE OF RESIDENCE AND COUNTRY OF ORIGIN | TOTAL FOREIGN WHITE STOCK | | FOREIGN-BORN WHITE | | NATIVE WHITE—FOREIGN OR MIXED PARENTAGE | | | | URBAN | | RURAL-FARM | | RURAL-NONFARM | | |
|--|---------------------------|----------|--------------------|----------|---|----------|----------------------|----------------|----------------|--------------------|---|--------------------|---|--------------------|---|
| | Number | Per cent | Number | Per cent | Total | | Both parents foreign | Father foreign | Mother foreign | Foreign-born white | Native white—Foreign or mixed parentage | Foreign-born white | Native white—Foreign or mixed parentage | Foreign-born white | Native white—Foreign or mixed parentage |
| | | | | | Number | Per cent | | | | | | | | | |
| New Hampshire..... | 224,912 | 100.0 | 82,680 | 100.0 | 142,252 | 100.0 | 83,791 | 30,094 | 28,367 | 60,155 | 99,991 | 5,571 | 10,244 | 16,934 | 32,017 |
| Europe: | | | | | | | | | | | | | | | |
| England..... | 11,926 | 5.3 | 3,922 | 4.7 | 8,004 | 5.6 | 3,341 | 2,453 | 2,210 | 2,361 | 4,643 | 375 | 924 | 1,186 | 2,437 |
| Scotland..... | 4,920 | 2.2 | 1,728 | 2.1 | 3,192 | 2.2 | 1,402 | 885 | 905 | 1,191 | 1,974 | 144 | 337 | 393 | 881 |
| Wales..... | 252 | 0.1 | 72 | 0.1 | 1,800 | 0.1 | 74 | 81 | 25 | 42 | 113 | 6 | 12 | 24 | 55 |
| Northern Ireland..... | 3,810 | 1.7 | 1,010 | 1.2 | 2,800 | 2.0 | 1,648 | 507 | 645 | 693 | 1,868 | 77 | 220 | 240 | 712 |
| Irish Free State..... | 19,292 | 8.6 | 4,807 | 5.8 | 14,485 | 10.2 | 10,097 | 1,828 | 2,560 | 3,920 | 11,060 | 165 | 568 | 722 | 2,257 |
| Norway..... | 999 | 0.4 | 396 | 0.5 | 603 | 0.4 | 403 | 104 | 98 | 326 | 467 | 30 | 50 | 40 | 86 |
| Sweden..... | 3,799 | 1.7 | 1,093 | 1.9 | 2,701 | 1.9 | 1,494 | 324 | 373 | 1,134 | 1,405 | 220 | 237 | 254 | 459 |
| Denmark..... | 495 | 0.2 | 166 | 0.2 | 329 | 0.2 | 187 | 103 | 30 | 90 | 180 | 32 | 54 | 35 | 86 |
| Netherlands..... | 322 | 0.1 | 163 | 0.2 | 159 | 0.1 | 96 | 49 | 14 | 116 | 93 | 17 | 16 | 30 | 50 |
| Belgium..... | 851 | 0.4 | 523 | 0.6 | 328 | 0.2 | 238 | 59 | 31 | 408 | 307 | 7 | 5 | 18 | 16 |
| Luxembourg..... | 2 | | 2 | | | | | | | | | | | 2 | |
| Switzerland..... | 234 | 0.1 | 82 | 0.1 | 152 | 0.1 | 80 | 48 | 24 | 43 | 75 | 10 | 28 | 29 | 49 |
| France..... | 919 | 0.4 | 299 | 0.4 | 620 | 0.4 | 318 | 159 | 143 | 214 | 409 | 18 | 47 | 67 | 164 |
| Germany..... | 4,423 | 2.0 | 1,517 | 1.8 | 2,906 | 2.0 | 1,843 | 659 | 404 | 1,170 | 2,051 | 107 | 217 | 240 | 638 |
| Poland..... | 10,506 | 4.7 | 4,101 | 5.0 | 6,405 | 4.5 | 6,001 | 280 | 124 | 3,082 | 4,673 | 343 | 593 | 676 | 1,139 |
| Czechoslovakia..... | 340 | 0.2 | 132 | 0.2 | 205 | 0.1 | 190 | 20 | 19 | 93 | 156 | 17 | 33 | 22 | 19 |
| Austria..... | 418 | 0.2 | 174 | 0.2 | 244 | 0.2 | 177 | 39 | 28 | 109 | 156 | 25 | 42 | 40 | 46 |
| Hungary..... | 105 | | 47 | 0.1 | 58 | | 44 | 12 | 2 | 24 | 24 | 8 | 13 | 15 | 21 |
| Yugoslavia..... | 61 | | 30 | | 25 | | 21 | 3 | 1 | 29 | 22 | 2 | 1 | 5 | 2 |
| Russia..... | 3,289 | 1.5 | 1,427 | 1.7 | 1,862 | 1.3 | 1,602 | 175 | 85 | 1,178 | 1,597 | 53 | 72 | 105 | 193 |
| Latvia..... | 73 | | 46 | | 27 | | 22 | 5 | 4 | 10 | 13 | 20 | 10 | 7 | 4 |
| Lithuania..... | 2,838 | 1.0 | 1,084 | 1.3 | 1,754 | 0.9 | 1,108 | 50 | 6 | 840 | 971 | 84 | 90 | 100 | 187 |
| Finland..... | 3,011 | 1.3 | 1,386 | 1.7 | 1,625 | 1.1 | 1,463 | 95 | 77 | 550 | 593 | 382 | 547 | 448 | 675 |
| Rumania..... | 64 | | 35 | | 29 | | 25 | 4 | 4 | 31 | 22 | 3 | 5 | 1 | 2 |
| Bulgaria..... | 22 | | 16 | | 7 | | 7 | | | 14 | 6 | | 1 | 1 | |
| Turkey in Europe..... | 10 | | 7 | | 3 | | 2 | | | 7 | 3 | | | | |
| Greece..... | 6,404 | 2.8 | 3,233 | 3.9 | 3,171 | 2.2 | 2,005 | 250 | 10 | 3,008 | 2,910 | 58 | 73 | 107 | 188 |
| Italy..... | 4,810 | 2.1 | 1,938 | 2.3 | 2,872 | 2.0 | 2,275 | 544 | 63 | 1,511 | 2,206 | 56 | 108 | 371 | 558 |
| Spain..... | 65 | | 20 | | 45 | | 22 | 10 | 4 | 12 | 24 | 2 | 7 | 6 | 14 |
| Portugal..... | 443 | 0.2 | 247 | 0.3 | 196 | 0.1 | 161 | 31 | 4 | 152 | 124 | 4 | 7 | 91 | 60 |
| Other Europe..... | 397 | 0.2 | 207 | 0.3 | 190 | 0.1 | 147 | 30 | 13 | 177 | 140 | | 4 | 30 | 37 |
| Asia: | | | | | | | | | | | | | | | |
| Syria..... | 1,080 | 0.5 | 411 | 0.5 | 669 | 0.4 | 597 | 38 | 4 | 360 | 602 | 12 | 4 | 80 | 33 |
| Turkey in Asia..... | 485 | 0.2 | 259 | 0.3 | 226 | 0.2 | 189 | 36 | 1 | 200 | 160 | 34 | 35 | 25 | 31 |
| Other Asia..... | 371 | 0.2 | 175 | 0.2 | 196 | 0.1 | 145 | 42 | 9 | 96 | 110 | 39 | 52 | 40 | 34 |
| America: | | | | | | | | | | | | | | | |
| Canada—French..... | 101,824 | 45.1 | 37,682 | 45.0 | 63,042 | 44.7 | 38,393 | 13,725 | 11,524 | 20,885 | 48,608 | 1,200 | 2,550 | 6,537 | 12,424 |
| Canada—Other..... | 30,094 | 16.0 | 13,277 | 18.1 | 22,817 | 18.0 | 6,799 | 7,271 | 8,747 | 6,725 | 11,237 | 1,029 | 3,233 | 4,623 | 8,347 |
| Newfoundland..... | 802 | 0.2 | 228 | 0.3 | 274 | 0.2 | 89 | 71 | 114 | 141 | 164 | 16 | 10 | 71 | 94 |
| West Indies..... | 82 | | 35 | | 47 | | 8 | 27 | 12 | 24 | 36 | 2 | 6 | 9 | 5 |
| Mexico..... | 18 | | 4 | | 14 | | 5 | 7 | 2 | 2 | 6 | | 3 | 2 | 5 |
| Central and South America..... | 69 | | 34 | | 35 | | 7 | 5 | 23 | 13 | 20 | 4 | 4 | 17 | 11 |
| All other..... | 317 | 0.1 | 125 | 0.2 | 192 | 0.1 | 117 | 43 | 32 | 51 | 80 | 10 | 14 | 64 | 98 |
| Vermont..... | 124,875 | 100.0 | 43,061 | 100.0 | 81,814 | 100.0 | 40,771 | 23,139 | 17,904 | 17,840 | 34,089 | 12,050 | 21,140 | 13,171 | 26,585 |
| Europe: | | | | | | | | | | | | | | | |
| England..... | 6,563 | 5.3 | 1,920 | 4.5 | 4,634 | 5.7 | 1,613 | 1,762 | 1,259 | 767 | 1,683 | 462 | 1,202 | 700 | 1,689 |
| Scotland..... | 4,187 | 3.3 | 1,454 | 3.4 | 2,703 | 3.3 | 1,334 | 846 | 523 | 838 | 1,223 | 200 | 660 | 416 | 814 |
| Wales..... | 1,352 | 1.1 | 462 | 1.1 | 890 | 1.1 | 490 | 243 | 145 | 31 | 104 | 23 | 68 | 493 | 718 |
| Northern Ireland..... | 2,316 | 1.9 | 377 | 0.9 | 1,939 | 2.4 | 994 | 501 | 444 | 149 | 732 | 98 | 608 | 130 | 639 |
| Irish Free State..... | 10,131 | 8.1 | 1,420 | 3.3 | 8,702 | 10.6 | 5,462 | 1,645 | 1,505 | 346 | 4,657 | 200 | 1,455 | 383 | 2,590 |
| Norway..... | 1,110 | 0.2 | 127 | 0.3 | 133 | 0.2 | 91 | 71 | 21 | 54 | 39 | 37 | 41 | 36 | 53 |
| Sweden..... | 2,514 | 2.0 | 1,059 | 2.5 | 1,425 | 1.7 | 977 | 258 | 190 | 690 | 836 | 154 | 228 | 245 | 361 |
| Denmark..... | 355 | 0.3 | 140 | 0.3 | 215 | 0.3 | 127 | 63 | 25 | 59 | 80 | 42 | 55 | 39 | 80 |
| Netherlands..... | 110 | 0.1 | 34 | 0.1 | 76 | 0.1 | 33 | 28 | 15 | 9 | 32 | 13 | 22 | 12 | 22 |
| Belgium..... | 51 | | 22 | 0.1 | 29 | | 15 | 12 | 2 | 6 | 8 | 8 | 15 | 8 | 6 |
| Luxembourg..... | 6 | | 1 | | 5 | | 1 | 4 | | 1 | 4 | | | 1 | |
| Switzerland..... | 359 | 0.3 | 158 | 0.4 | 201 | 0.2 | 124 | 45 | 32 | 88 | 109 | 39 | 39 | 31 | 53 |
| France..... | 993 | 0.8 | 332 | 0.4 | 511 | 0.6 | 237 | 197 | 77 | 67 | 195 | 38 | 155 | 77 | 161 |
| Germany..... | 2,288 | 1.8 | 877 | 1.8 | 1,711 | 2.1 | 876 | 514 | 321 | 237 | 701 | 185 | 442 | 155 | 608 |
| Poland..... | 4,500 | 3.7 | 1,562 | 3.6 | 3,028 | 3.7 | 2,821 | 174 | 33 | 614 | 1,001 | 225 | 505 | 723 | 1,522 |
| Czechoslovakia..... | 542 | 0.4 | 191 | 0.4 | 351 | 0.4 | 303 | 34 | 18 | 73 | 118 | 40 | 92 | 69 | 141 |
| Austria..... | 394 | 0.3 | 132 | 0.3 | 262 | 0.3 | 200 | 43 | 10 | 55 | 103 | 30 | 62 | 47 | 97 |
| Hungary..... | 425 | 0.3 | 156 | 0.4 | 269 | 0.3 | 246 | 9 | 14 | 101 | 153 | 27 | 67 | 28 | 59 |
| Yugoslavia..... | 121 | 0.1 | 71 | 0.2 | 50 | 0.1 | 39 | 10 | 1 | 32 | 38 | 8 | 9 | 31 | 3 |
| Russia..... | 1,073 | 1.3 | 600 | 1.5 | 1,013 | 1.2 | 850 | 124 | 39 | 489 | 758 | 43 | 98 | 128 | 157 |
| Latvia..... | 43 | | 21 | | 22 | | 15 | 7 | | 11 | 12 | 8 | 7 | 2 | 3 |
| Lithuania..... | 340 | 0.3 | 160 | 0.4 | 180 | 0.2 | 163 | 14 | 3 | 85 | 100 | 18 | 22 | 57 | 58 |
| Finland..... | 1,076 | 0.9 | 555 | 1.3 | 621 | 0.6 | 449 | 32 | 40 | 137 | 143 | 302 | 262 | 116 | 116 |
| Rumania..... | 40 | | 15 | | 25 | | 19 | 1 | 5 | 5 | 10 | | 2 | 10 | 13 |
| Bulgaria..... | 5 | | 4 | | 1 | | 1 | | | 4 | 1 | | | | |
| Turkey in Europe..... | | | | | | | | | | | | | | | |
| Greece..... | 445 | 0.4 | 225 | 0.5 | 220 | 0.3 | 160 | 60 | 4 | 186 | 190 | 4 | 7 | 35 | 23 |
| Italy..... | 7,567 | 6.1 | 3,082 | 7.2 | 4,485 | 5.5 | 3,769 | 667 | 49 | 2,148 | 3,044 | 152 | 298 | 782 | 1,143 |
| Spain..... | 1,051 | 0.8 | 478 | 1.1 | 573 | 0.7 | 497 | 62 | 14 | 374 | 403 | 21 | 40 | 83 | 130 |
| Portugal..... | 101 | 0.1 | 46 | 0.1 | 55 | 0.1 | 24 | 20 | 2 | 15 | 25 | 9 | 13 | 22 | 17 |
| Other Europe..... | 45 | | 15 | | 30 | | 20 | 2 | 2 | 8 | 20 | 4 | 9 | 3 | 1 |
| Asia: | | | | | | | | | | | | | | | |
| Syria..... | 651 | 0.5 | 267 | 0.6 | 384 | 0.5 | 343 | 37 | 4 | 227 | 317 | 4 | 14 | 36 | 53 |
| Turkey in Asia..... | 37 | | 17 | | 20 | | 9 | 10 | 1 | 14 | 10 | 2 | 1 | 9 | 9 |
| Other Asia..... | 82 | 0.1 | 37 | 0.1 | 45 | 0.1 | 18 | 20 | 7 | 28 | 28 | 3 | 6 | 6 | 11 |
| America: | | | | | | | | | | | | | | | |
| Canada—French..... | 46,956 | 37.6 | 17,320 | 40.2 | | | | | | | | | | | |

TABLE 10.—COUNTRY OF ORIGIN OF THE FOREIGN WHITE STOCK IN THE URBAN, RURAL-FARM, AND RURAL-NONFARM POPULATION, BY NATIVITY AND PARENTAGE, BY DIVISIONS AND STATES: 1930—Con.

| DIVISION OR STATE OF RESIDENCE AND COUNTRY OF ORIGIN | TOTAL FOREIGN WHITE STOCK | | FOREIGN-BORN WHITE | | NATIVE WHITE—FOREIGN OR MIXED PARENTAGE | | | | | URBAN | | RURAL-FARM | | RURAL-NONFARM | |
|--|---------------------------|----------|--------------------|----------|---|----------|----------------------|----------------|----------------|--------------------|---|--------------------|---|--------------------|---|
| | Number | Per cent | Number | Per cent | Total | | Both parents foreign | Father foreign | Mother foreign | Foreign-born white | Native white—Foreign or mixed parentage | Foreign-born white | Native white—Foreign or mixed parentage | Foreign-born white | Native white—Foreign or mixed parentage |
| | | | | | Number | Per cent | | | | | | | | | |
| Massachusetts..... | 2,763,142 | 100.0 | 1,054,636 | 100.0 | 1,708,506 | 100.0 | 1,202,191 | 262,748 | 243,567 | 982,362 | 1,576,070 | 14,972 | 25,978 | 57,312 | 106,468 |
| Europe: | | | | | | | | | | | | | | | |
| England..... | 202,417 | 7.3 | 78,418 | 7.4 | 123,999 | 7.3 | 64,613 | 31,368 | 28,018 | 71,536 | 112,033 | 826 | 1,616 | 6,050 | 10,360 |
| Scotland..... | 75,560 | 2.7 | 32,724 | 3.1 | 42,830 | 2.5 | 24,850 | 9,110 | 8,876 | 30,428 | 39,049 | 332 | 603 | 1,964 | 3,184 |
| Wales..... | 4,062 | 0.1 | 1,358 | 0.1 | 2,704 | 0.2 | 1,294 | 739 | 701 | 1,265 | 2,493 | 8 | 27 | 85 | 184 |
| Northern Ireland..... | 67,080 | 2.4 | 20,378 | 1.9 | 46,702 | 2.7 | 32,239 | 6,386 | 8,077 | 19,115 | 43,330 | 269 | 610 | 994 | 2,792 |
| Irish Free State..... | 496,907 | 18.0 | 138,366 | 13.1 | 358,541 | 21.0 | 266,759 | 38,863 | 52,919 | 132,090 | 339,308 | 751 | 2,253 | 5,525 | 10,980 |
| Norway..... | 12,177 | 0.4 | 5,454 | 0.5 | 6,723 | 0.4 | 4,738 | 1,162 | 775 | 4,844 | 5,927 | 157 | 155 | 453 | 641 |
| Sweden..... | 81,106 | 2.9 | 36,810 | 3.5 | 44,296 | 2.6 | 34,737 | 5,067 | 4,492 | 33,220 | 39,312 | 906 | 1,107 | 2,684 | 3,877 |
| Denmark..... | 7,579 | 0.3 | 3,070 | 0.3 | 4,509 | 0.3 | 3,396 | 981 | 432 | 2,680 | 4,203 | 117 | 146 | 267 | 460 |
| Netherlands..... | 4,547 | 0.2 | 1,890 | 0.2 | 2,657 | 0.2 | 1,895 | 535 | 227 | 1,704 | 2,392 | 63 | 56 | 123 | 209 |
| Belgium..... | 3,451 | 0.1 | 1,956 | 0.2 | 1,495 | 0.1 | 978 | 306 | 211 | 1,849 | 1,371 | 29 | 23 | 78 | 101 |
| Luxembourg..... | 89 | | 31 | | 58 | | 41 | 8 | 9 | 31 | 52 | | | 5 | 5 |
| Switzerland..... | 3,392 | 0.1 | 1,272 | 0.1 | 2,120 | 0.1 | 1,219 | 552 | 349 | 1,102 | 1,840 | 49 | 66 | 121 | 214 |
| France..... | 15,372 | 0.6 | 6,026 | 0.6 | 9,346 | 0.5 | 5,583 | 2,133 | 1,630 | 5,319 | 8,160 | 115 | 234 | 592 | 952 |
| Germany..... | 70,042 | 2.5 | 20,538 | 1.9 | 49,504 | 2.9 | 33,730 | 10,306 | 5,468 | 18,880 | 45,233 | 403 | 867 | 1,255 | 3,404 |
| Poland..... | 187,063 | 6.8 | 71,442 | 6.8 | 115,621 | 6.8 | 107,652 | 5,048 | 2,321 | 64,662 | 102,827 | 2,661 | 5,274 | 4,119 | 7,520 |
| Czechoslovakia..... | 7,809 | 0.3 | 2,966 | 0.3 | 4,843 | 0.3 | 4,067 | 440 | 336 | 2,512 | 4,107 | 165 | 251 | 289 | 485 |
| Austria..... | 11,148 | 0.4 | 4,296 | 0.4 | 6,852 | 0.4 | 5,475 | 805 | 602 | 3,892 | 6,247 | 123 | 208 | 251 | 427 |
| Hungary..... | 2,154 | 0.1 | 905 | 0.1 | 1,249 | 0.1 | 999 | 163 | 87 | 848 | 1,161 | 10 | 19 | 47 | 69 |
| Yugoslavia..... | 662 | | 305 | | 357 | | 278 | 68 | 11 | 256 | 296 | 16 | 34 | 33 | 27 |
| Russia..... | 150,173 | 5.4 | 87,684 | 6.4 | 82,489 | 4.8 | 72,358 | 7,106 | 3,025 | 66,303 | 80,886 | 341 | 400 | 1,040 | 1,143 |
| Latvia..... | 4,337 | 0.2 | 2,315 | 0.2 | 2,022 | 0.1 | 1,770 | 188 | 64 | 2,189 | 1,923 | 49 | 33 | 77 | 66 |
| Lithuania..... | 55,775 | 2.0 | 25,219 | 2.4 | 30,556 | 1.8 | 28,833 | 1,286 | 387 | 23,534 | 28,360 | 647 | 878 | 1,038 | 1,318 |
| Finland..... | 26,889 | 1.0 | 13,077 | 1.2 | 13,812 | 0.8 | 12,430 | 668 | 724 | 10,674 | 11,267 | 1,026 | 1,088 | 1,372 | 1,457 |
| Rumania..... | 3,536 | 0.1 | 1,689 | 0.2 | 1,847 | 0.1 | 1,553 | 179 | 115 | 1,638 | 1,761 | 19 | 34 | 32 | 52 |
| Bulgaria..... | 204 | | 116 | | 88 | | 63 | 21 | 4 | 108 | 87 | | | 8 | 1 |
| Turkey in Europe..... | 355 | | 217 | | 138 | | 119 | 15 | 4 | 216 | 138 | | | | |
| Greece..... | 33,742 | 1.2 | 16,780 | 1.6 | 16,962 | 1.0 | 15,530 | 1,314 | 68 | 16,411 | 16,538 | 55 | 65 | 314 | 359 |
| Italy..... | 322,676 | 11.7 | 126,103 | 12.0 | 196,573 | 11.5 | 171,504 | 21,890 | 3,173 | 120,383 | 187,495 | 694 | 1,165 | 5,026 | 7,973 |
| Spain..... | 1,845 | 0.1 | 798 | 0.1 | 1,047 | 0.1 | 646 | 317 | 84 | 747 | 987 | 7 | 13 | 44 | 47 |
| Portugal..... | 58,495 | 2.1 | 24,840 | 2.4 | 33,655 | 2.0 | 28,202 | 4,025 | 1,428 | 22,451 | 29,010 | 900 | 1,816 | 1,480 | 2,320 |
| Other Europe..... | 5,424 | 0.2 | 3,266 | 0.3 | 2,158 | 0.1 | 1,863 | 245 | 50 | 3,143 | 2,048 | 25 | 32 | 98 | 78 |
| Asia: | | | | | | | | | | | | | | | |
| Syria..... | 16,880 | 0.6 | 7,163 | 0.7 | 9,736 | 0.6 | 8,903 | 683 | 150 | 6,927 | 6,399 | 19 | 47 | 207 | 350 |
| Turkey in Asia..... | 10,360 | 0.4 | 6,124 | 0.6 | 4,236 | 0.2 | 3,804 | 381 | 51 | 5,930 | 4,101 | 80 | 69 | 105 | 66 |
| Other Asia..... | 15,447 | 0.6 | 8,415 | 0.8 | 7,032 | 0.4 | 6,099 | 730 | 203 | 8,137 | 6,095 | 85 | 140 | 193 | 197 |
| America: | | | | | | | | | | | | | | | |
| Canada—French..... | 336,871 | 12.2 | 115,241 | 10.9 | 221,630 | 13.0 | 130,605 | 49,469 | 41,566 | 100,053 | 200,840 | 1,272 | 2,746 | 7,918 | 13,044 |
| Canada—Other..... | 387,920 | 14.0 | 172,810 | 16.4 | 215,119 | 12.6 | 89,882 | 53,163 | 72,074 | 158,365 | 194,487 | 2,072 | 2,696 | 11,873 | 17,936 |
| Newfoundland..... | 21,847 | 0.8 | 10,986 | 1.0 | 10,861 | 0.6 | 7,012 | 1,408 | 2,381 | 10,683 | 10,438 | 19 | 33 | 284 | 390 |
| West Indies..... | 1,846 | 0.1 | 800 | 0.1 | 1,046 | 0.1 | 365 | 390 | 282 | 740 | 933 | 9 | 16 | 45 | 8 |
| Mexico..... | 178 | | 85 | | 93 | | 29 | 28 | 30 | 73 | 88 | 3 | 2 | 9 | 3 |
| Central and South America..... | 2,680 | 0.1 | 1,300 | 0.1 | 1,200 | 0.1 | 730 | 358 | 202 | 1,282 | 1,152 | 21 | 23 | 87 | 115 |
| All other..... | 52,727 | 1.9 | 21,353 | 2.0 | 31,374 | 1.8 | 25,230 | 4,189 | 1,055 | 19,611 | 28,216 | 629 | 1,072 | 1,113 | 2,036 |
| Rhode Island..... | 466,053 | 100.0 | 170,714 | 100.0 | 295,339 | 100.0 | 207,032 | 48,381 | 39,926 | 162,772 | 279,082 | 1,664 | 3,011 | 6,288 | 12,346 |
| Europe: | | | | | | | | | | | | | | | |
| England..... | 53,971 | 12.7 | 24,096 | 14.5 | 34,275 | 11.6 | 18,536 | 8,078 | 7,061 | 23,329 | 32,131 | 180 | 279 | 1,207 | 1,857 |
| Scotland..... | 15,041 | 3.2 | 6,401 | 3.7 | 8,040 | 2.9 | 4,849 | 2,021 | 1,770 | 6,074 | 8,097 | 56 | 79 | 201 | 404 |
| Wales..... | 670 | 0.1 | 224 | 0.1 | 455 | 0.2 | 200 | 132 | 123 | 200 | 418 | 1 | 3 | 14 | 34 |
| Northern Ireland..... | 14,296 | 3.1 | 3,845 | 2.3 | 10,451 | 3.5 | 7,175 | 1,360 | 1,910 | 3,707 | 10,045 | 31 | 63 | 107 | 343 |
| Irish Free State..... | 54,911 | 11.8 | 13,895 | 8.1 | 41,016 | 13.9 | 29,132 | 5,012 | 6,872 | 13,548 | 39,829 | 58 | 137 | 289 | 1,050 |
| Norway..... | 1,294 | 0.3 | 543 | 0.3 | 751 | 0.3 | 493 | 183 | 75 | 500 | 704 | 8 | 10 | 29 | 37 |
| Sweden..... | 14,117 | 3.0 | 6,181 | 3.6 | 7,936 | 2.7 | 6,245 | 814 | 377 | 6,031 | 7,651 | 47 | 71 | 103 | 214 |
| Denmark..... | 691 | 0.1 | 280 | 0.2 | 411 | 0.1 | 240 | 98 | 64 | 250 | 369 | 15 | 18 | 15 | 24 |
| Netherlands..... | 351 | 0.1 | 138 | 0.1 | 213 | 0.1 | 131 | 53 | 29 | 124 | 182 | 5 | 4 | 9 | 27 |
| Belgium..... | 1,576 | 0.3 | 907 | 0.5 | 669 | 0.2 | 452 | 131 | 80 | 865 | 602 | 11 | 9 | 31 | 58 |
| Luxembourg..... | 23 | | 11 | | 12 | | 7 | 5 | 5 | 11 | 12 | | | | |
| Switzerland..... | 569 | 0.1 | 204 | 0.1 | 365 | 0.1 | 252 | 78 | 35 | 188 | 332 | 8 | 13 | 8 | 20 |
| France..... | 3,964 | 0.9 | 2,013 | 1.2 | 1,951 | 0.7 | 1,088 | 489 | 374 | 1,807 | 1,825 | 12 | 17 | 104 | 109 |
| Germany..... | 10,090 | 2.2 | 3,090 | 1.8 | 7,000 | 2.4 | 4,566 | 1,541 | 893 | 2,034 | 6,561 | 49 | 101 | 107 | 338 |
| Poland..... | 22,381 | 4.8 | 8,696 | 5.1 | 13,685 | 4.6 | 12,788 | 618 | 279 | 8,236 | 12,828 | 68 | 114 | 392 | 743 |
| Czechoslovakia..... | 696 | 0.1 | 274 | 0.2 | 422 | 0.1 | 362 | 36 | 24 | 392 | 14 | 12 | 11 | 18 | 42 |
| Austria..... | 2,087 | 0.4 | 838 | 0.5 | 1,249 | 0.4 | 1,010 | 168 | 71 | 809 | 1,190 | 12 | 17 | 17 | 18 |
| Hungary..... | 322 | 0.1 | 133 | 0.1 | 189 | 0.1 | 153 | 26 | 10 | 126 | 186 | 2 | 5 | 5 | 3 |
| Yugoslavia..... | 66 | | 24 | | 42 | | 31 | 8 | 3 | 22 | 42 | | | 2 | |
| Russia..... | 13,673 | 2.9 | 5,890 | 3.5 | 7,783 | 2.6 | 6,768 | 728 | 297 | 5,848 | 7,741 | 8 | 10 | 34 | 32 |
| Latvia..... | 209 | | 93 | | 116 | | 105 | 10 | 1 | 93 | 114 | | | 2 | 2 |
| Lithuania..... | 2,220 | 0.5 | 922 | 0.5 | 1,298 | 0.4 | 1,229 | 43 | 26 | 911 | 1,281 | 6 | 1 | 5 | 16 |
| Finland..... | 890 | 0.2 | 448 | 0.3 | 442 | 0.1 | 390 | 23 | 29 | 269 | 313 | 111 | 78 | 68 | 51 |
| Rumania..... | 1,045 | 0.2 | 480 | 0.3 | 565 | 0.2 | 500 | 48 | 17 | 477 | 564 | | 3 | 1 | |
| Bulgaria..... | 82 | | 48 | | 34 | | 30 | 4 | | 48 | 34 | | | | |
| Turkey in Europe..... | 67 | | 38 | | 29 | | 20 | 9 | | 38 | 29 | | | | |
| Greece..... | 2,188 | 0.5 | 1,100 | 0.6 | 1,088 | 0.4 | 953 | 133 | 2 | 1,087 | 1,075 | | | 13 | 13 |
| Italy..... | 92,036 | 19.7 | 32,493 | 19.0 | 59,543 | 20.2 | 51,254 | 7,086 | 1,203 | 31,993 | 58,638 | 49 | 75 | 451 | 830 |
| Spain..... | 291 | 0.1 | 110 | 0.1 | 181 | 0.1 | 115 | 50 | | | | | | | |

COUNTRY OF ORIGIN OF THE FOREIGN WHITE STOCK

291

TABLE 10.—COUNTRY OF ORIGIN OF THE FOREIGN WHITE STOCK IN THE URBAN, RURAL-FARM, AND RURAL-NONFARM POPULATION, BY NATIVITY AND PARENTAGE, BY DIVISIONS AND STATES: 1930—Con.

| DIVISION OR STATE OF RESIDENCE AND COUNTRY OF ORIGIN | TOTAL FOREIGN WHITE STOCK | | FOREIGN-BORN WHITE | | NATIVE WHITE—FOREIGN OR MIXED PARENTAGE | | | | URBAN | | RURAL-FARM | | RURAL-NONFARM | | |
|--|---------------------------|----------|--------------------|----------|---|----------|----------------------|----------------|----------------|--------------------|---|--------------------|---|--------------------|---|
| | Number | Per cent | Number | Per cent | Total | | Both parents foreign | Father foreign | Mother foreign | Foreign-born white | Native white—Foreign or mixed parentage | Foreign-born white | Native white—Foreign or mixed parentage | Foreign-born white | Native white—Foreign or mixed parentage |
| | | | | | Number | Per cent | | | | | | | | | |
| Connecticut..... | 1,039,109 | 100.0 | 382,371 | 100.0 | 656,238 | 100.0 | 499,544 | 92,352 | 64,342 | 280,472 | 485,764 | 17,880 | 28,645 | 78,519 | 141,829 |
| Europe: | | | | | | | | | | | | | | | |
| England..... | 61,545 | 5.9 | 22,062 | 5.8 | 39,483 | 6.0 | 18,349 | 11,822 | 9,312 | 14,092 | 26,584 | 678 | 1,304 | 6,392 | 11,535 |
| Scotland..... | 22,727 | 2.2 | 10,013 | 2.6 | 12,714 | 1.9 | 6,972 | 2,965 | 2,777 | 7,117 | 8,465 | 279 | 443 | 2,617 | 3,806 |
| Wales..... | 1,783 | 0.2 | 681 | 0.2 | 1,202 | 0.2 | 552 | 385 | 205 | 367 | 830 | 28 | 26 | 186 | 340 |
| Northern Ireland..... | 23,151 | 2.2 | 7,090 | 1.9 | 16,061 | 2.4 | 10,297 | 2,531 | 3,233 | 3,542 | 9,202 | 319 | 219 | 3,220 | 6,122 |
| Irish Free State..... | 128,742 | 12.4 | 31,328 | 8.2 | 97,414 | 14.8 | 69,293 | 12,591 | 15,530 | 25,788 | 78,638 | 782 | 2,175 | 4,768 | 16,601 |
| Norway..... | 3,896 | 0.4 | 1,806 | 0.5 | 2,090 | 0.3 | 1,396 | 409 | 285 | 1,019 | 1,314 | 129 | 98 | 658 | 678 |
| Sweden..... | 41,374 | 4.0 | 18,453 | 4.8 | 22,921 | 3.5 | 18,099 | 2,057 | 2,165 | 12,218 | 14,800 | 1,158 | 1,309 | 5,077 | 6,752 |
| Denmark..... | 7,529 | 0.7 | 3,129 | 0.8 | 4,400 | 0.7 | 3,262 | 803 | 335 | 2,015 | 2,743 | 200 | 298 | 854 | 1,359 |
| Netherlands..... | 1,401 | 0.1 | 548 | 0.1 | 853 | 0.1 | 511 | 243 | 99 | 350 | 558 | 35 | 32 | 163 | 203 |
| Belgium..... | 1,008 | 0.1 | 425 | 0.1 | 583 | 0.1 | 301 | 178 | 104 | 276 | 398 | 35 | 40 | 114 | 175 |
| Luxemburg..... | 66 | | 20 | | 40 | | 26 | 14 | 6 | 19 | 32 | 2 | 1 | 5 | 7 |
| Switzerland..... | 4,769 | 0.5 | 1,774 | 0.5 | 2,995 | 0.5 | 1,926 | 677 | 392 | 1,029 | 1,748 | 277 | 413 | 408 | 834 |
| France..... | 8,174 | 0.8 | 2,889 | 0.8 | 5,285 | 0.8 | 3,049 | 1,344 | 892 | 1,827 | 3,511 | 212 | 322 | 850 | 1,452 |
| Germany..... | 70,281 | 7.3 | 23,465 | 6.1 | 52,816 | 8.0 | 30,406 | 10,564 | 5,846 | 15,088 | 36,657 | 1,690 | 2,920 | 5,787 | 13,239 |
| Poland..... | 133,813 | 12.9 | 40,267 | 12.9 | 84,546 | 12.9 | 78,407 | 4,215 | 1,864 | 35,434 | 69,278 | 3,806 | 6,858 | 10,027 | 18,410 |
| Czechoslovakia..... | 32,401 | 3.1 | 12,200 | 3.2 | 20,271 | 3.1 | 17,853 | 1,618 | 800 | 8,068 | 14,722 | 1,105 | 1,672 | 2,367 | 3,874 |
| Austria..... | 17,170 | 1.7 | 6,306 | 1.6 | 10,870 | 1.7 | 9,017 | 1,146 | 707 | 4,559 | 7,776 | 480 | 700 | 1,207 | 2,334 |
| Hungary..... | 23,175 | 2.2 | 9,836 | 2.6 | 13,339 | 2.0 | 11,840 | 858 | 641 | 7,063 | 10,160 | 412 | 470 | 1,701 | 2,703 |
| Yugoslavia..... | 2,005 | 0.2 | 882 | 0.2 | 1,123 | 0.2 | 1,005 | 84 | 34 | 643 | 768 | 53 | 77 | 189 | 278 |
| Russia..... | 59,530 | 5.7 | 25,769 | 6.7 | 33,767 | 5.1 | 29,570 | 3,079 | 1,112 | 22,298 | 28,887 | 1,262 | 1,691 | 3,289 | 5,848 |
| Latvia..... | 703 | 0.1 | 339 | 0.1 | 364 | 0.1 | 320 | 34 | 10 | 272 | 308 | 28 | 29 | 397 | 54 |
| Lithuania..... | 30,990 | 3.0 | 13,247 | 3.5 | 17,443 | 2.7 | 16,345 | 838 | 260 | 9,576 | 12,180 | 1,274 | 1,773 | 2,397 | 3,490 |
| Finland..... | 2,974 | 0.3 | 1,031 | 0.4 | 1,943 | 0.2 | 1,177 | 80 | 80 | 440 | 417 | 414 | 208 | 658 | 458 |
| Rumania..... | 2,646 | 0.3 | 1,178 | 0.3 | 1,468 | 0.2 | 1,247 | 158 | 63 | 983 | 1,247 | 77 | 89 | 118 | 132 |
| Bulgaria..... | 80 | | 50 | | 36 | | 17 | 17 | 3 | 36 | 26 | 1 | 1 | 13 | 8 |
| Turkey in Europe..... | 59 | | 33 | | 26 | | 21 | 5 | | 24 | 18 | | | 9 | 416 |
| Greece..... | 6,523 | 0.6 | 3,337 | 0.9 | 3,186 | 0.5 | 2,825 | 349 | 12 | 2,043 | 2,747 | 13 | 23 | 381 | 416 |
| Italy..... | 227,262 | 21.9 | 87,123 | 22.8 | 140,139 | 21.4 | 121,973 | 15,782 | 2,384 | 70,046 | 114,060 | 1,780 | 2,810 | 14,397 | 23,251 |
| Spain..... | 1,567 | 0.2 | 917 | 0.2 | 650 | 0.1 | 474 | 170 | 46 | 771 | 495 | 14 | 20 | 132 | 185 |
| Portugal..... | 4,701 | 0.5 | 2,345 | 0.6 | 2,356 | 0.4 | 1,869 | 369 | 118 | 1,803 | 1,510 | 24 | 44 | 518 | 802 |
| Other Europe..... | 2,026 | 0.2 | 849 | 0.2 | 1,177 | 0.2 | 1,008 | 118 | 51 | 604 | 824 | 24 | 42 | 221 | 311 |
| Asia: | | | | | | | | | | | | | | | |
| Syria..... | 3,512 | 0.3 | 1,552 | 0.4 | 1,960 | 0.3 | 1,750 | 186 | 24 | 1,306 | 1,063 | 26 | 40 | 160 | 248 |
| Turkey in Asia..... | 1,307 | 0.1 | 733 | 0.2 | 574 | 0.1 | 503 | 63 | 8 | 603 | 509 | 10 | 9 | 66 | 56 |
| Other Asia..... | 2,894 | 0.3 | 1,570 | 0.4 | 1,324 | 0.2 | 1,079 | 174 | 71 | 1,433 | 1,180 | 39 | 30 | 98 | 102 |
| America: | | | | | | | | | | | | | | | |
| Canada—French..... | 67,130 | 6.5 | 25,570 | 6.7 | 41,560 | 6.3 | 23,826 | 9,285 | 8,449 | 18,426 | 27,656 | 694 | 1,111 | 6,540 | 12,763 |
| Canada—Other..... | 29,885 | 2.9 | 12,238 | 3.2 | 17,647 | 2.7 | 5,992 | 5,706 | 5,889 | 8,782 | 12,260 | 443 | 614 | 3,013 | 4,773 |
| Newfoundland..... | 1,281 | 0.1 | 768 | 0.2 | 623 | 0.1 | 279 | 131 | 113 | 459 | 430 | 4 | 3 | 206 | 84 |
| West Indies..... | 760 | | 338 | 0.1 | 422 | 0.1 | 128 | 183 | 111 | 233 | 265 | 12 | 24 | 93 | 183 |
| Mexico..... | 71 | | 31 | | 40 | | 9 | 19 | 12 | 25 | 28 | 1 | 4 | 5 | 8 |
| Central and South America..... | 1,088 | 0.1 | 623 | 0.2 | 465 | 0.1 | 208 | 100 | 97 | 504 | 339 | 14 | 6 | 105 | 120 |
| All other..... | 1,302 | 0.1 | 540 | 0.1 | 762 | 0.1 | 343 | 276 | 143 | 381 | 525 | 26 | 22 | 133 | 215 |
| New York..... | 7,676,347 | 100.0 | 3,181,549 | 100.0 | 4,484,798 | 100.0 | 3,361,491 | 719,529 | 413,778 | 2,940,565 | 4,007,088 | 64,971 | 149,671 | 177,013 | 328,144 |
| Europe: | | | | | | | | | | | | | | | |
| England..... | 382,033 | 5.0 | 140,485 | 4.6 | 239,448 | 5.3 | 107,743 | 70,008 | 52,097 | 124,320 | 180,218 | 5,288 | 10,048 | 16,871 | 34,182 |
| Scotland..... | 187,797 | 1.8 | 67,623 | 2.1 | 70,174 | 1.6 | 37,951 | 13,604 | 13,619 | 59,576 | 57,911 | 1,063 | 3,048 | 6,070 | 9,215 |
| Wales..... | 22,131 | 0.3 | 7,037 | 0.2 | 15,094 | 0.3 | 7,611 | 4,779 | 2,704 | 5,633 | 10,896 | 521 | 1,510 | 883 | 2,683 |
| Northern Ireland..... | 134,310 | 1.7 | 41,521 | 1.3 | 92,798 | 2.1 | 59,200 | 16,822 | 16,710 | 30,506 | 70,513 | 1,276 | 6,270 | 3,739 | 11,015 |
| Irish Free State..... | 813,223 | 10.6 | 251,704 | 7.9 | 661,519 | 12.5 | 387,446 | 84,104 | 89,069 | 235,102 | 604,968 | 2,015 | 14,622 | 19,987 | 41,629 |
| Norway..... | 76,522 | 1.0 | 44,882 | 1.4 | 31,640 | 0.7 | 24,443 | 4,499 | 2,693 | 41,609 | 28,938 | 479 | 670 | 2,704 | 2,632 |
| Sweden..... | 121,503 | 1.6 | 61,233 | 1.9 | 60,270 | 1.3 | 44,967 | 8,919 | 6,384 | 53,516 | 50,575 | 1,017 | 2,003 | 6,800 | 7,002 |
| Denmark..... | 35,379 | 0.5 | 17,407 | 0.5 | 17,972 | 0.4 | 12,058 | 4,292 | 1,622 | 14,562 | 14,180 | 1,083 | 1,642 | 2,444 | 2,245 |
| Netherlands..... | 38,862 | 0.5 | 14,909 | 0.5 | 23,953 | 0.5 | 15,322 | 5,892 | 2,739 | 9,784 | 14,077 | 2,640 | 4,661 | 4,155 | 4,114 |
| Belgium..... | 10,907 | 0.1 | 4,144 | 0.2 | 4,763 | 0.1 | 2,849 | 1,205 | 709 | 5,108 | 3,488 | 502 | 708 | 539 | 567 |
| Luxemburg..... | 1,170 | | 532 | | 638 | | 401 | 182 | 55 | 459 | 520 | 81 | 44 | 42 | 74 |
| Switzerland..... | 30,021 | 0.5 | 16,571 | 0.5 | 22,450 | 0.5 | 13,528 | 5,793 | 3,129 | 13,617 | 17,287 | 1,070 | 1,940 | 2,875 | 3,264 |
| France..... | 81,460 | 1.1 | 32,145 | 1.0 | 49,315 | 1.1 | 28,875 | 13,172 | 7,298 | 20,074 | 41,718 | 552 | 2,268 | 1,519 | 6,329 |
| Germany..... | 1,031,775 | 13.4 | 340,196 | 10.9 | 692,579 | 15.2 | 405,762 | 149,093 | 67,814 | 312,368 | 582,100 | 10,422 | 33,490 | 26,411 | 60,959 |
| Poland..... | 778,951 | 10.1 | 350,383 | 11.0 | 428,568 | 9.6 | 378,342 | 30,788 | 13,438 | 324,704 | 381,850 | 10,470 | 10,797 | 15,200 | 20,921 |
| Czechoslovakia..... | 124,636 | 1.6 | 56,176 | 1.8 | 68,460 | 1.5 | 57,941 | 5,713 | 4,808 | 49,082 | 58,416 | 2,063 | 9,045 | 4,991 | 7,000 |
| Austria..... | 328,528 | 4.3 | 142,298 | 4.5 | 186,230 | 4.2 | 166,056 | 10,711 | 9,893 | 137,957 | 179,425 | 1,343 | 2,075 | 3,598 | 4,730 |
| Hungary..... | 138,097 | 1.8 | 70,631 | 2.2 | 67,466 | 1.5 | 57,269 | 6,296 | 3,901 | 67,179 | 63,777 | 978 | 1,037 | 2,474 | 2,652 |
| Yugoslavia..... | 10,176 | 0.2 | 10,917 | 0.3 | 8,259 | 0.2 | 7,320 | 638 | 301 | 6,859 | 6,614 | 469 | 713 | 1,096 | 932 |
| Russia..... | 1,036,819 | 13.5 | 481,806 | 15.1 | 555,513 | 12.4 | 483,088 | 51,161 | 20,094 | 472,205 | 544,754 | 2,490 | 3,123 | 6,111 | 7,636 |
| Latvia..... | 10,571 | 0.1 | 5,071 | 0.2 | 4,600 | 0.1 | 3,998 | 434 | 173 | 5,701 | 4,362 | 785 | 1,070 | 1,387 | 1,163 |
| Lithuania..... | 49,235 | 0.6 | 22,933 | 0.7 | 26,302 | 0.6 | 23,906 | 1,882 | 514 | 20,861 | 23,472 | 735 | 1,070 | 1,387 | 1,163 |
| Finland..... | 27,247 | 0.4 | 17,444 | 0.5 | 9,803 | 0.2 | 8,381 | 695 | 827 | 15,075 | 7,060 | 604 | 754 | 1,675 | 1,089 |
| Rumania..... | 102,062 | 1.3 | 51,014 | 1.6 | 51,048 | 1.1 | 44,997 | 4,801 | 2,150 | 50,020 | 50,295 | 266 | 313 | 728 | 710 |
| Bulgaria..... | 1,493 | | 878 | | | | | | | | | | | | |

TABLE 10.—COUNTRY OF ORIGIN OF THE FOREIGN WHITE STOCK IN THE URBAN, RURAL-FARM, AND RURAL-NONFARM POPULATION, BY NATIVITY AND PARENTAGE, BY DIVISIONS AND STATES: 1930—Con.

| DIVISION OR STATE OF RESIDENCE AND COUNTRY OF ORIGIN | TOTAL FOREIGN WHITE STOCK | | FOREIGN-BORN WHITE | | NATIVE WHITE—FOREIGN OR MIXED PARENTAGE | | | URBAN | | RURAL-FARM | | RURAL-NONFARM | | | |
|--|---------------------------|----------|--------------------|----------|---|----------|----------------------|----------------|----------------|--------------------|---|--------------------|---|--------------------|---|
| | Number | Per cent | Number | Per cent | Total | | Both parents foreign | Father foreign | Mother foreign | Foreign-born white | Native white—Foreign or mixed parentage | Foreign-born white | Native white—Foreign or mixed parentage | Foreign-born white | Native white—Foreign or mixed parentage |
| | | | | | Number | Per cent | | | | | | | | | |
| New Jersey | 2,257,681 | 100.0 | 844,442 | 100.0 | 1,413,239 | 100.0 | 1,044,704 | 232,019 | 138,516 | 747,657 | 1,240,948 | 19,877 | 80,773 | 77,208 | 141,518 |
| Europe: | | | | | | | | | | | | | | | |
| England | 140,774 | 6.6 | 51,629 | 6.1 | 98,145 | 6.9 | 42,819 | 32,406 | 22,920 | 42,682 | 80,140 | 1,036 | 1,888 | 7,911 | 16,122 |
| Scotland | 70,285 | 3.1 | 34,721 | 4.1 | 85,564 | 2.5 | 19,672 | 8,747 | 7,145 | 31,628 | 30,761 | 326 | 442 | 2,767 | 4,361 |
| Wales | 5,613 | 0.2 | 1,532 | 0.2 | 4,081 | 0.3 | 1,888 | 1,276 | 917 | 1,258 | 3,815 | 46 | 70 | 228 | 696 |
| Northern Ireland | 55,707 | 2.5 | 15,750 | 1.9 | 39,957 | 2.8 | 24,484 | 7,339 | 8,137 | 13,847 | 34,484 | 291 | 730 | 1,612 | 4,743 |
| Irish Free State | 194,804 | 8.6 | 47,486 | 5.6 | 147,318 | 10.4 | 97,489 | 22,090 | 27,739 | 42,785 | 132,196 | 557 | 1,678 | 4,144 | 13,444 |
| Norway | 16,070 | 0.7 | 7,870 | 0.9 | 8,200 | 0.6 | 5,882 | 1,441 | 877 | 6,620 | 6,789 | 136 | 142 | 1,114 | 1,209 |
| Sweden | 29,849 | 1.3 | 13,360 | 1.6 | 16,489 | 1.2 | 11,774 | 2,708 | 2,007 | 11,124 | 13,673 | 321 | 335 | 1,915 | 2,481 |
| Denmark | 16,045 | 0.7 | 6,665 | 0.8 | 9,380 | 0.7 | 6,439 | 2,150 | 785 | 5,684 | 7,805 | 202 | 234 | 879 | 1,341 |
| Netherlands | 37,463 | 1.7 | 14,762 | 1.7 | 22,701 | 1.6 | 15,249 | 4,724 | 2,728 | 13,014 | 20,294 | 400 | 357 | 1,348 | 2,050 |
| Belgium | 5,648 | 0.3 | 2,874 | 0.3 | 2,774 | 0.2 | 1,640 | 670 | 404 | 2,660 | 2,884 | 62 | 80 | 252 | 310 |
| Luxemburg | 202 | | 117 | | 175 | | 97 | 47 | 31 | 94 | 137 | 1 | 23 | 37 | |
| Switzerland | 20,673 | 0.9 | 8,765 | 1.0 | 11,908 | 0.8 | 7,769 | 2,761 | 1,388 | 7,507 | 10,337 | 260 | 298 | 908 | 1,673 |
| France | 28,623 | 1.3 | 10,520 | 1.2 | 18,108 | 1.3 | 10,487 | 4,793 | 2,823 | 9,027 | 15,809 | 269 | 327 | 1,224 | 2,467 |
| Germany | 345,060 | 15.3 | 112,753 | 13.4 | 232,307 | 16.4 | 155,840 | 51,247 | 25,220 | 97,534 | 197,507 | 2,951 | 5,593 | 12,268 | 20,207 |
| Poland | 262,708 | 11.6 | 102,573 | 12.1 | 160,135 | 11.3 | 144,811 | 10,694 | 4,630 | 93,296 | 145,641 | 2,046 | 3,948 | 6,631 | 10,546 |
| Czechoslovakia | 80,906 | 3.6 | 32,358 | 3.8 | 48,548 | 3.4 | 42,010 | 4,054 | 2,475 | 28,558 | 42,636 | 744 | 884 | 3,056 | 5,025 |
| Austria | 63,060 | 2.8 | 24,010 | 2.8 | 39,050 | 2.8 | 31,608 | 4,557 | 2,885 | 21,335 | 35,329 | 663 | 874 | 2,012 | 2,847 |
| Hungary | 72,235 | 3.2 | 32,332 | 3.8 | 39,903 | 2.8 | 35,621 | 2,437 | 1,845 | 27,181 | 33,364 | 1,139 | 1,359 | 4,012 | 5,180 |
| Yugoslavia | 7,117 | 0.3 | 3,643 | 0.4 | 3,474 | 0.2 | 3,104 | 294 | 76 | 2,020 | 2,944 | 141 | 144 | 582 | 681 |
| Russia | 147,764 | 6.5 | 62,152 | 7.4 | 85,602 | 6.1 | 73,899 | 8,362 | 3,341 | 57,154 | 70,208 | 1,363 | 1,641 | 3,635 | 4,763 |
| Latvia | 2,376 | 0.1 | 1,194 | 0.1 | 1,182 | 0.1 | 977 | 162 | 43 | 975 | 978 | 46 | 28 | 173 | 176 |
| Lithuania | 23,247 | 1.0 | 9,870 | 1.2 | 13,377 | 0.9 | 12,288 | 838 | 251 | 8,828 | 12,068 | 294 | 350 | 748 | 950 |
| Finland | 4,054 | 0.2 | 2,721 | 0.3 | 2,233 | 0.2 | 1,837 | 146 | 250 | 2,231 | 1,858 | 70 | 47 | 420 | 328 |
| Rumania | 13,891 | 0.6 | 6,086 | 0.8 | 7,295 | 0.5 | 6,235 | 681 | 289 | 6,430 | 6,020 | 237 | 251 | 1,010 | 934 |
| Bulgaria | 224 | | 124 | | 100 | | 71 | 22 | 7 | 108 | 81 | 3 | 3 | 15 | 16 |
| Turkey in Europe | 118 | | 77 | | 41 | | 30 | 7 | 4 | 67 | 38 | | | 9 | 3 |
| Greece | 11,046 | 0.5 | 6,020 | 0.7 | 5,026 | 0.4 | 4,295 | 694 | 37 | 5,740 | 4,708 | 50 | 47 | 230 | 271 |
| Italy | 507,180 | 22.5 | 190,858 | 22.6 | 316,322 | 22.4 | 264,920 | 44,001 | 7,392 | 171,833 | 233,222 | 4,692 | 8,391 | 14,333 | 24,709 |
| Spain | 7,301 | 0.3 | 4,982 | 0.6 | 2,319 | 0.2 | 1,639 | 565 | 115 | 4,669 | 2,062 | 51 | 23 | 262 | 234 |
| Portugal | 5,099 | 0.2 | 3,655 | 0.4 | 1,444 | 0.1 | 1,160 | 238 | 46 | 3,617 | 1,362 | 15 | 4 | 123 | 78 |
| Other Europe | 4,383 | 0.2 | 1,322 | 0.2 | 3,061 | 0.2 | 2,537 | 347 | 177 | 1,173 | 2,744 | 31 | 45 | 118 | 272 |
| Asia: | | | | | | | | | | | | | | | |
| Syria | 5,564 | 0.2 | 2,627 | 0.3 | 2,937 | 0.2 | 2,634 | 236 | 67 | 2,500 | 2,749 | 20 | 33 | 107 | 155 |
| Turkey in Asia | 3,973 | 0.2 | 2,363 | 0.3 | 1,620 | 0.1 | 1,407 | 180 | 33 | 2,237 | 1,530 | 27 | 13 | 89 | 77 |
| Other Asia | 5,170 | 0.2 | 2,838 | 0.3 | 2,332 | 0.2 | 1,822 | 368 | 142 | 2,671 | 2,155 | 25 | 22 | 142 | 155 |
| America: | | | | | | | | | | | | | | | |
| Canada—French | 7,423 | 0.3 | 2,470 | 0.3 | 4,953 | 0.4 | 2,167 | 1,485 | 1,301 | 2,162 | 4,252 | 31 | 69 | 277 | 632 |
| Canada—Other | 32,925 | 1.5 | 14,051 | 1.7 | 18,874 | 1.3 | 5,468 | 6,836 | 6,570 | 11,004 | 15,912 | 317 | 294 | 1,830 | 2,668 |
| Newfoundland | 1,935 | 0.1 | 932 | 0.1 | 1,003 | 0.1 | 604 | 182 | 217 | 837 | 892 | 20 | 19 | 75 | 92 |
| West Indies | 3,356 | 0.1 | 1,575 | 0.2 | 1,781 | 0.1 | 573 | 801 | 407 | 1,858 | 1,487 | 23 | 31 | 194 | 203 |
| Mexico | 541 | | 288 | | 253 | | 86 | 100 | 67 | 206 | 3 | 2 | 3 | 33 | 45 |
| Central and South America | 4,027 | 0.2 | 2,415 | 0.3 | 1,612 | 0.1 | 631 | 671 | 310 | 2,161 | 1,891 | 31 | 41 | 228 | 180 |
| All other | 8,262 | 0.1 | 1,512 | 0.2 | 1,750 | 0.1 | 733 | 659 | 358 | 1,287 | 1,475 | 39 | 40 | 186 | 235 |
| Pennsylvania: | 3,788,178 | 100.0 | 1,235,051 | 100.0 | 2,553,127 | 100.0 | 1,858,106 | 477,081 | 219,940 | 967,061 | 1,953,263 | 39,644 | 98,221 | 226,346 | 503,643 |
| Europe: | | | | | | | | | | | | | | | |
| England | 282,706 | 6.9 | 78,019 | 6.3 | 184,687 | 7.2 | 81,706 | 60,210 | 42,762 | 62,346 | 141,333 | 1,848 | 0,318 | 13,825 | 37,036 |
| Scotland | 96,274 | 2.5 | 35,517 | 2.9 | 60,757 | 2.4 | 29,834 | 17,934 | 12,989 | 28,646 | 45,810 | 599 | 1,834 | 6,272 | 13,613 |
| Wales | 68,567 | 1.8 | 17,767 | 1.4 | 50,800 | 2.0 | 26,286 | 14,825 | 9,659 | 15,105 | 41,472 | 284 | 1,264 | 2,378 | 8,064 |
| Northern Ireland | 134,445 | 3.5 | 35,288 | 2.9 | 99,157 | 3.9 | 62,590 | 20,999 | 16,168 | 31,871 | 87,331 | 611 | 2,505 | 2,806 | 9,321 |
| Irish Free State | 285,398 | 7.5 | 62,312 | 5.1 | 223,086 | 8.7 | 146,384 | 42,014 | 34,688 | 55,855 | 103,378 | 870 | 4,971 | 5,587 | 24,737 |
| Norway | 6,582 | 0.2 | 2,945 | 0.2 | 3,637 | 0.1 | 2,160 | 966 | 511 | 2,431 | 2,386 | 106 | 150 | 408 | 642 |
| Sweden | 46,770 | 1.2 | 16,452 | 1.3 | 30,318 | 1.2 | 20,924 | 6,231 | 3,163 | 10,739 | 19,465 | 1,520 | 2,524 | 4,193 | 8,329 |
| Denmark | 7,671 | 0.2 | 2,906 | 0.2 | 4,765 | 0.2 | 2,901 | 1,318 | 546 | 2,280 | 3,662 | 190 | 332 | 436 | 871 |
| Netherlands | 4,394 | 0.1 | 1,289 | 0.1 | 3,105 | 0.1 | 1,670 | 1,088 | 447 | 937 | 2,189 | 138 | 303 | 214 | 613 |
| Belgium | 4,063 | 0.2 | 3,674 | 0.3 | 5,389 | 0.2 | 3,179 | 1,874 | 836 | 2,189 | 3,139 | 185 | 226 | 1,250 | 2,024 |
| Luxemburg | 518 | | 218 | | 300 | | 160 | 76 | 64 | 179 | 236 | 14 | 23 | 25 | 41 |
| Switzerland | 19,295 | 0.5 | 5,649 | 0.5 | 13,646 | 0.5 | 7,577 | 4,963 | 1,976 | 4,193 | 10,077 | 490 | 1,054 | 966 | 2,515 |
| France | 35,673 | 0.9 | 9,784 | 0.8 | 25,889 | 1.0 | 14,153 | 7,729 | 4,007 | 7,261 | 19,180 | 385 | 1,294 | 2,138 | 5,415 |
| Germany | 487,241 | 12.9 | 110,622 | 9.0 | 376,619 | 14.7 | 232,716 | 99,453 | 44,450 | 89,911 | 208,518 | 5,109 | 20,381 | 15,602 | 57,770 |
| Poland | 510,041 | 13.6 | 166,672 | 13.5 | 343,369 | 13.7 | 298,381 | 42,772 | 8,216 | 122,536 | 250,721 | 7,663 | 17,185 | 30,473 | 81,463 |
| Czechoslovakia | 355,208 | 8.8 | 111,171 | 9.0 | 224,037 | 8.8 | 187,086 | 28,960 | 7,991 | 66,769 | 129,683 | 5,844 | 11,606 | 38,558 | 82,748 |
| Austria | 153,099 | 4.0 | 49,692 | 4.0 | 103,407 | 4.0 | 86,803 | 12,469 | 4,635 | 34,056 | 67,948 | 3,148 | 6,077 | 12,459 | 28,782 |
| Hungary | 81,407 | 2.1 | 33,790 | 2.7 | 47,617 | 1.9 | 42,243 | 3,700 | 1,074 | 23,921 | 32,252 | 1,631 | 2,585 | 8,238 | 12,750 |
| Yugoslavia | 98,008 | 2.6 | 40,102 | 3.3 | 57,906 | 2.3 | 50,876 | 6,337 | 693 | 23,228 | 30,437 | 1,479 | 2,915 | 15,395 | 24,554 |
| Russia | 369,935 | 7.1 | 115,792 | 9.4 | 164,143 | 6.0 | 133,686 | 15,249 | 5,308 | 108,898 | 141,546 | 1,170 | 2,228 | 5,724 | 10,369 |
| Latvia | 3,685 | 0.1 | 1,887 | 0.2 | 1,808 | 0.1 | 1,556 | 200 | 62 | 1,596 | 113 | 83 | 178 | 152 | |
| Lithuania | 99,822 | 2.6 | 37,079 | 3.0 | 62,743 | 2.5 | 54,915 | 6,692 | 1,136 | 29,910 | 49,950 | 1,070 | 1,791 | 6,000 | 11,002 |
| Finland | 4,549 | 0.1 | 2,125 | 0.2 | 2,424 | 0.1 | 1,976 | 310 | 138 | 1,498 | 1,648 | 186 | 246 | 441 | 530 |
| Rumania | 31,810 | 0.8 | 15,126 | 1.2 | 16,183 | 0.6 | 14,042 | 1,401 | 680 | 13,470 | 14,122 | 456 | 614 | 1,200 | 1,447 |
| Bulgaria | 810 | | 422 | | 368 | | 265 | 98 | 5 | 337 | 267 | | | | |

COUNTRY OF ORIGIN OF THE FOREIGN WHITE STOCK

TABLE 10.—COUNTRY OF ORIGIN OF THE FOREIGN WHITE STOCK IN THE URBAN, RURAL-FARM, AND RURAL-NONFARM POPULATION, BY NATIVITY AND PARENTAGE, BY DIVISIONS AND STATES: 1930—Con.

| DIVISION OR STATE OF RESIDENCE AND COUNTRY OF ORIGIN | TOTAL FOREIGN WHITE STOCK | | FOREIGN-BORN WHITE | | NATIVE WHITE—FOREIGN OR MIXED PARENTAGE | | | URBAN | | RURAL-FARM | | RURAL-NONFARM | | | |
|--|---------------------------|----------|--------------------|----------|---|----------|----------------------|----------------|----------------|--------------------|---|--------------------|---|--------------------|---|
| | Number | Per cent | Number | Per cent | Total | | Both parents foreign | Father foreign | Mother foreign | Foreign-born white | Native white—Foreign or mixed parentage | Foreign-born white | Native white—Foreign or mixed parentage | Foreign-born white | Native white—Foreign or mixed parentage |
| | | | | | Number | Per cent | | | | | | | | | |
| Ohio..... | 2,006,825 | 100.0 | 644,151 | 100.0 | 1,361,674 | 100.0 | 921,788 | 269,854 | 140,587 | 554,070 | 1,100,553 | 31,132 | 109,891 | 58,040 | 151,430 |
| Europe: | | | | | | | | | | | | | | | |
| England..... | 136,330 | 6.8 | 40,665 | 6.3 | 95,665 | 7.0 | 40,210 | 34,334 | 21,115 | 33,041 | 71,850 | 1,868 | 8,041 | 5,756 | 15,768 |
| Scotland..... | 45,203 | 2.3 | 17,862 | 2.8 | 27,341 | 2.0 | 13,338 | 8,427 | 5,570 | 15,501 | 21,517 | 419 | 1,665 | 1,942 | 4,159 |
| Wales..... | 20,111 | 1.0 | 6,897 | 1.1 | 22,214 | 1.6 | 11,714 | 6,022 | 3,878 | 5,027 | 16,475 | 302 | 1,844 | 968 | 3,895 |
| Northern Ireland..... | 27,040 | 1.3 | 5,028 | 0.8 | 22,012 | 1.6 | 12,341 | 6,034 | 3,637 | 4,313 | 17,478 | 284 | 1,773 | 481 | 2,761 |
| Irish Free State..... | 104,422 | 5.2 | 17,879 | 2.8 | 86,543 | 6.4 | 54,253 | 19,515 | 12,775 | 10,326 | 74,914 | 380 | 4,362 | 1,373 | 7,267 |
| Norway..... | 4,713 | 0.2 | 1,650 | 0.3 | 3,063 | 0.2 | 1,858 | 732 | 473 | 1,448 | 2,613 | 53 | 87 | 149 | 363 |
| Sweden..... | 19,864 | 1.0 | 7,390 | 1.1 | 12,474 | 0.9 | 8,727 | 2,500 | 1,247 | 6,340 | 10,447 | 330 | 631 | 714 | 1,396 |
| Denmark..... | 6,346 | 0.3 | 2,184 | 0.3 | 4,162 | 0.3 | 2,557 | 1,106 | 439 | 1,721 | 3,215 | 168 | 356 | 295 | 591 |
| Netherlands..... | 8,122 | 0.4 | 2,235 | 0.3 | 5,887 | 0.4 | 3,321 | 1,832 | 734 | 1,743 | 4,645 | 256 | 560 | 236 | 682 |
| Belgium..... | 4,615 | 0.2 | 1,840 | 0.3 | 2,770 | 0.2 | 1,609 | 853 | 347 | 1,150 | 1,733 | 284 | 486 | 412 | 550 |
| Luxemburg..... | 578 | | 163 | | 415 | | 223 | 132 | 60 | 129 | 314 | 13 | 60 | 21 | 41 |
| Switzerland..... | 34,801 | 1.7 | 7,424 | 1.2 | 27,377 | 2.0 | 13,952 | 9,197 | 4,068 | 4,701 | 10,223 | 1,510 | 6,151 | 1,323 | 4,803 |
| France..... | 31,285 | 1.6 | 6,746 | 0.9 | 25,539 | 1.9 | 12,796 | 9,034 | 3,709 | 4,516 | 18,424 | 424 | 3,206 | 806 | 3,009 |
| Germany..... | 508,914 | 25.4 | 95,607 | 14.9 | 413,217 | 30.3 | 250,885 | 113,092 | 48,040 | 78,292 | 311,024 | 7,753 | 51,698 | 9,652 | 50,495 |
| Poland..... | 175,008 | 8.8 | 64,493 | 10.0 | 111,115 | 8.2 | 94,492 | 13,316 | 3,307 | 56,564 | 90,306 | 2,732 | 5,261 | 6,187 | 9,548 |
| Czechoslovakia..... | 184,698 | 9.2 | 68,738 | 10.7 | 115,960 | 8.5 | 97,388 | 12,702 | 5,870 | 58,422 | 3,834 | 6,352 | 6,352 | 10,608 | 10,608 |
| Austria..... | 52,922 | 2.6 | 20,547 | 3.2 | 32,375 | 2.4 | 25,048 | 4,303 | 2,334 | 10,401 | 25,700 | 1,405 | 2,441 | 4,234 | 4,234 |
| Hungary..... | 102,440 | 5.1 | 47,626 | 7.3 | 55,414 | 4.1 | 48,859 | 4,518 | 2,037 | 29,891 | 45,710 | 3,211 | 4,473 | 3,241 | 5,231 |
| Yugoslavia..... | 84,805 | 4.2 | 38,884 | 6.0 | 46,011 | 3.4 | 41,620 | 3,634 | 761 | 34,151 | 39,700 | 1,470 | 2,234 | 3,263 | 4,077 |
| Russia..... | 74,434 | 3.7 | 32,027 | 5.1 | 41,807 | 3.1 | 35,311 | 4,966 | 1,540 | 31,132 | 30,222 | 494 | 801 | 1,001 | 1,694 |
| Latvia..... | 1,368 | 0.1 | 721 | 0.1 | 637 | | 610 | 104 | 17 | 683 | 610 | 16 | 3 | 22 | 24 |
| Lithuania..... | 16,754 | 0.8 | 7,581 | 1.2 | 9,173 | 0.7 | 8,213 | 702 | 208 | 7,025 | 8,400 | 244 | 200 | 312 | 474 |
| Finland..... | 12,800 | 0.6 | 5,633 | 0.9 | 7,170 | 0.5 | 6,106 | 521 | 480 | 4,630 | 5,841 | 534 | 793 | 469 | 572 |
| Rumania..... | 36,919 | 1.8 | 19,580 | 3.0 | 17,339 | 1.3 | 15,498 | 1,389 | 452 | 17,341 | 14,987 | 802 | 990 | 1,437 | 1,362 |
| Bulgaria..... | 2,537 | 0.1 | 1,088 | 0.3 | 851 | 0.1 | 550 | 299 | 2 | 1,436 | 707 | 71 | 53 | 170 | 91 |
| Turkey in Europe..... | 154 | | 96 | | 58 | | 50 | 7 | 1 | 93 | 58 | 1 | 2 | 2 | 2 |
| Greece..... | 10,500 | 0.5 | 12,050 | 1.9 | 7,619 | 0.6 | 5,709 | 1,792 | 18 | 11,349 | 7,003 | 62 | 107 | 639 | 409 |
| Italy..... | 180,452 | 9.0 | 71,406 | 11.1 | 108,950 | 8.0 | 90,554 | 16,897 | 1,505 | 64,016 | 97,701 | 1,120 | 2,141 | 5,700 | 9,114 |
| Spain..... | 2,014 | 0.1 | 1,556 | 0.2 | 1,058 | 0.1 | 737 | 258 | 63 | 1,479 | 935 | 22 | 55 | 55 | 68 |
| Portugal..... | 474 | | 185 | | 289 | | 189 | 82 | 18 | 167 | 267 | 6 | 10 | 12 | 12 |
| Other Europe..... | 5,418 | 0.3 | 1,040 | 0.3 | 3,769 | 0.3 | 3,011 | 535 | 223 | 1,364 | 3,024 | 80 | 167 | 215 | 578 |
| Asia: | | | | | | | | | | | | | | | |
| Syria..... | 10,145 | 0.5 | 4,226 | 0.7 | 5,919 | 0.4 | 5,191 | 629 | 99 | 3,951 | 5,444 | 55 | 95 | 220 | 380 |
| Turkey in Asia..... | 2,902 | 0.1 | 1,826 | 0.3 | 1,136 | 0.1 | 940 | 184 | 12 | 1,743 | 1,005 | 16 | 36 | 67 | 35 |
| Other Asia..... | 2,256 | 0.1 | 1,352 | 0.2 | 904 | 0.1 | 518 | 267 | 119 | 1,262 | 782 | 22 | 40 | 68 | 82 |
| America: | | | | | | | | | | | | | | | |
| Canada—French..... | 9,423 | 0.5 | 2,606 | 0.4 | 6,822 | 0.5 | 2,418 | 2,580 | 1,824 | 2,246 | 5,519 | 72 | 327 | 288 | 976 |
| Canada—Other..... | 60,578 | 3.0 | 24,241 | 3.8 | 36,337 | 2.7 | 9,320 | 14,600 | 12,367 | 21,024 | 29,937 | 797 | 1,035 | 2,420 | 4,465 |
| Newfoundland..... | 449 | | 217 | | 232 | | 128 | 52 | 52 | 198 | 203 | 5 | 4 | 14 | 20 |
| West Indies..... | 629 | | 308 | | 321 | | 87 | 138 | 96 | 286 | 283 | 6 | 10 | 10 | 28 |
| Mexico..... | 503 | | 309 | | 259 | | 78 | 126 | 55 | 259 | 211 | 2 | 11 | 48 | 37 |
| Central and South America..... | 1,144 | 0.1 | 683 | 0.1 | 461 | | 180 | 173 | 108 | 603 | 397 | 23 | 16 | 57 | 48 |
| All other..... | 2,207 | 0.1 | 969 | 0.2 | 1,238 | 0.1 | 606 | 370 | 262 | 820 | 1,000 | 36 | 66 | 113 | 163 |
| Indiana..... | 510,392 | 100.0 | 135,134 | 100.0 | 375,258 | 100.0 | 225,153 | 105,704 | 44,401 | 110,078 | 267,841 | 11,198 | 80,396 | 13,860 | 47,521 |
| Europe: | | | | | | | | | | | | | | | |
| England..... | 31,549 | 6.2 | 7,465 | 5.5 | 24,084 | 6.4 | 8,350 | 10,358 | 5,370 | 5,560 | 15,859 | 580 | 3,012 | 1,325 | 4,013 |
| Scotland..... | 11,852 | 2.3 | 3,898 | 2.9 | 7,954 | 2.1 | 3,622 | 2,839 | 1,493 | 3,109 | 5,586 | 178 | 932 | 521 | 1,436 |
| Wales..... | 3,502 | 0.7 | 934 | 0.7 | 2,628 | 0.7 | 1,187 | 933 | 508 | 740 | 1,071 | 38 | 185 | 156 | 472 |
| Northern Ireland..... | 6,617 | 1.3 | 1,045 | 0.8 | 5,572 | 1.5 | 2,601 | 1,059 | 922 | 851 | 3,927 | 91 | 818 | 103 | 827 |
| Irish Free State..... | 30,821 | 6.0 | 3,931 | 2.9 | 26,890 | 7.2 | 15,629 | 7,592 | 3,669 | 3,256 | 20,042 | 208 | 3,485 | 497 | 3,365 |
| Norway..... | 2,647 | 0.5 | 730 | 0.5 | 1,917 | 0.5 | 1,060 | 514 | 343 | 603 | 1,524 | 63 | 172 | 64 | 221 |
| Sweden..... | 13,823 | 2.7 | 4,668 | 3.5 | 9,155 | 2.4 | 6,005 | 2,148 | 1,004 | 3,220 | 6,201 | 831 | 1,600 | 615 | 1,366 |
| Denmark..... | 3,227 | 0.6 | 1,064 | 0.7 | 2,163 | 0.6 | 1,284 | 723 | 256 | 650 | 1,511 | 169 | 377 | 155 | 375 |
| Netherlands..... | 7,278 | 1.4 | 1,992 | 1.5 | 5,286 | 1.4 | 2,914 | 1,712 | 660 | 930 | 2,454 | 447 | 1,784 | 415 | 1,078 |
| Belgium..... | 6,932 | 1.4 | 3,254 | 2.4 | 3,728 | 1.0 | 2,559 | 814 | 355 | 2,078 | 2,713 | 342 | 702 | 234 | 313 |
| Luxemburg..... | 244 | | 56 | | 188 | | 88 | 65 | 25 | 29 | 104 | 12 | 45 | 15 | 39 |
| Switzerland..... | 9,895 | 1.9 | 1,624 | 1.2 | 8,271 | 2.2 | 3,609 | 3,309 | 1,353 | 824 | 4,120 | 448 | 2,551 | 352 | 1,590 |
| France..... | 12,234 | 2.4 | 2,160 | 1.6 | 10,074 | 2.7 | 4,810 | 3,840 | 1,424 | 1,514 | 6,330 | 296 | 2,157 | 350 | 1,587 |
| Germany..... | 184,520 | 36.2 | 28,152 | 20.8 | 156,368 | 41.7 | 87,648 | 49,440 | 19,280 | 20,146 | 98,671 | 4,202 | 35,747 | 3,804 | 21,950 |
| Poland..... | 51,616 | 10.1 | 17,482 | 12.9 | 34,134 | 9.1 | 28,054 | 4,491 | 1,689 | 16,857 | 31,024 | 839 | 1,730 | 786 | 1,380 |
| Czechoslovakia..... | 21,503 | 4.2 | 8,325 | 6.2 | 13,178 | 3.5 | 11,195 | 1,473 | 510 | 7,340 | 11,647 | 493 | 736 | 492 | 795 |
| Austria..... | 7,334 | 1.4 | 2,700 | 2.0 | 4,625 | 1.2 | 3,479 | 815 | 331 | 2,186 | 3,816 | 182 | 349 | 341 | 460 |
| Hungary..... | 17,672 | 3.5 | 7,674 | 5.7 | 9,998 | 2.7 | 8,663 | 993 | 342 | 6,827 | 8,855 | 378 | 573 | 469 | 570 |
| Yugoslavia..... | 14,079 | 2.8 | 6,646 | 4.9 | 7,433 | 2.0 | 6,612 | 725 | 96 | 6,120 | 6,759 | 112 | 154 | 405 | 520 |
| Russia..... | 10,371 | 2.1 | 4,749 | 3.5 | 5,622 | 1.6 | 5,008 | 887 | 227 | 4,320 | 5,569 | 109 | 172 | 391 | 5 |
| Latvia..... | 268 | 0.1 | 116 | 0.1 | 152 | | 129 | 16 | 7 | 101 | 137 | 9 | 10 | 16 | 5 |
| Lithuania..... | 4,488 | 0.9 | 2,109 | 1.6 | 2,379 | 0.6 | 2,151 | 189 | 39 | 1,895 | 2,158 | 98 | 94 | 121 | 127 |
| Finland..... | 568 | 0.1 | 265 | 0.2 | 303 | 0.1 | 228 | 47 | 28 | 246 | 269 | 8 | 11 | 11 | 33 |
| Rumania..... | 6,221 | 1.2 | 3,292 | 2.4 | 2,929 | 0.8 | 2,578 | 314 | 37 | 3,005 | 2,627 | 108 | 130 | 179 | 172 |
| Bulgaria..... | 704 | 0.1 | 193 | 0.3 | 301 | 0.1 | 166 | 130 | 5 | 349 | 275 | 20 | 16 | 34 | 10 |
| Turkey in Europe..... | 19 | | 11 | | 8 | | 7 | 1 | | 9 | 5 | 2 | 3 | | |
| Greece..... | 6,840</ | | | | | | | | | | | | | | |

POPULATION

TABLE 10.—COUNTRY OF ORIGIN OF THE FOREIGN WHITE STOCK IN THE URBAN, RURAL-FARM, AND RURAL-NONFARM POPULATION, BY NATIVITY AND PARENTAGE BY DIVISIONS AND STATES: 1930—Con.

| DIVISION OR STATE OF RESIDENCE AND COUNTRY OF ORIGIN | TOTAL FOREIGN WHITE STOCK | | FOREIGN-BORN WHITE | | NATIVE WHITE—FOREIGN OR MIXED PARENTAGE | | | URBAN | | RURAL-FARM | | RURAL-NONFARM | | | |
|--|---------------------------|--------------|--------------------|--------------|---|--------------|----------------------|----------------|----------------|--------------------|---|--------------------|---|--------------------|---|
| | Number | Per cent | Number | Per cent | Total | | Both parents foreign | Father foreign | Mother foreign | Foreign-born white | Native white—Foreign or mixed parentage | Foreign-born white | Native white—Foreign or mixed parentage | Foreign-born white | Native white—Foreign or mixed parentage |
| | | | | | Number | Per cent | | | | | | | | | |
| Illinois | 3,487,371 | 100.0 | 1,218,168 | 100.0 | 2,279,213 | 100.0 | 1,806,599 | 454,405 | 218,209 | 1,101,349 | 1,920,154 | 35,211 | 181,941 | 81,598 | 197,118 |
| Europe: | | | | | | | | | | | | | | | |
| England | 168,877 | 4.8 | 50,685 | 4.2 | 118,192 | 5.2 | 51,637 | 42,578 | 23,677 | 42,436 | 87,631 | 2,105 | 12,151 | 6,144 | 18,410 |
| Scotland | 66,323 | 1.9 | 24,839 | 2.0 | 41,484 | 1.8 | 22,344 | 12,991 | 6,749 | 22,070 | 32,046 | 546 | 3,067 | 2,223 | 5,471 |
| Wales | 11,910 | 0.3 | 3,277 | 0.3 | 8,633 | 0.4 | 4,362 | 2,879 | 1,392 | 2,703 | 6,787 | 110 | 556 | 404 | 1,290 |
| Northern Ireland | 40,013 | 1.1 | 10,054 | 0.8 | 29,959 | 1.3 | 17,988 | 7,602 | 4,309 | 9,058 | 23,961 | 395 | 2,814 | 601 | 3,184 |
| Irish Free State | 244,959 | 7.0 | 57,208 | 4.7 | 187,751 | 8.2 | 125,398 | 37,987 | 24,366 | 54,135 | 164,233 | 870 | 11,218 | 2,203 | 12,300 |
| Norway | 80,730 | 2.3 | 30,256 | 2.5 | 50,474 | 2.2 | 34,602 | 9,681 | 6,191 | 27,232 | 42,394 | 1,434 | 4,799 | 1,590 | 3,281 |
| Sweden | 261,374 | 7.5 | 111,016 | 9.1 | 150,358 | 6.6 | 113,952 | 23,360 | 13,046 | 98,932 | 126,198 | 5,427 | 12,884 | 6,657 | 11,276 |
| Denmark | 47,852 | 1.4 | 18,945 | 1.6 | 28,907 | 1.3 | 19,684 | 6,590 | 2,683 | 10,330 | 23,512 | 1,137 | 2,744 | 1,478 | 2,651 |
| Netherlands | 44,984 | 1.3 | 14,828 | 1.2 | 30,156 | 1.3 | 19,154 | 7,517 | 3,485 | 12,087 | 23,218 | 1,506 | 4,130 | 1,235 | 2,808 |
| Belgium | 24,298 | 0.7 | 11,504 | 0.9 | 12,794 | 0.6 | 8,930 | 2,663 | 1,141 | 9,409 | 9,221 | 1,053 | 2,094 | 1,102 | 1,410 |
| Luxemburg | 9,040 | 0.3 | 2,786 | 0.2 | 6,254 | 0.3 | 4,012 | 1,696 | 546 | 2,562 | 5,563 | 82 | 300 | 142 | 301 |
| Switzerland | 26,045 | 0.7 | 7,315 | 0.6 | 18,730 | 0.8 | 10,678 | 5,801 | 2,251 | 5,003 | 12,750 | 734 | 3,288 | 978 | 2,683 |
| France | 39,062 | 1.1 | 10,155 | 0.8 | 28,907 | 1.3 | 15,480 | 9,395 | 4,022 | 7,653 | 20,707 | 685 | 3,631 | 1,817 | 4,509 |
| Germany | 794,626 | 22.7 | 190,605 | 15.6 | 604,021 | 26.5 | 386,099 | 149,268 | 67,754 | 158,722 | 446,703 | 13,257 | 85,113 | 18,026 | 72,205 |
| Poland | 470,532 | 13.5 | 173,007 | 14.2 | 297,525 | 13.1 | 255,040 | 31,203 | 10,682 | 166,768 | 286,681 | 948 | 2,263 | 5,301 | 8,381 |
| Czechoslovakia | 199,350 | 5.7 | 76,420 | 6.3 | 122,930 | 5.4 | 99,764 | 14,835 | 8,331 | 69,967 | 112,043 | 800 | 1,028 | 5,653 | 9,259 |
| Austria | 77,634 | 2.2 | 33,336 | 2.7 | 44,298 | 1.9 | 34,125 | 6,365 | 3,808 | 30,451 | 40,370 | 435 | 846 | 2,450 | 3,073 |
| Hungary | 41,238 | 1.2 | 20,395 | 1.7 | 20,843 | 0.9 | 17,633 | 2,114 | 1,120 | 18,825 | 18,970 | 271 | 365 | 1,209 | 1,502 |
| Yugoslavia | 62,171 | 1.8 | 28,173 | 2.3 | 33,998 | 1.5 | 30,229 | 3,288 | 481 | 24,169 | 27,333 | 301 | 585 | 3,043 | 4,080 |
| Russia | 189,888 | 5.4 | 87,625 | 7.1 | 102,262 | 4.5 | 88,567 | 10,443 | 3,852 | 85,111 | 100,866 | 240 | 449 | 1,675 | 1,547 |
| Latvia | 4,540 | 0.1 | 2,609 | 0.2 | 1,937 | 0.1 | 1,560 | 287 | 90 | 2,571 | 1,905 | 3 | 4 | 35 | 28 |
| Lithuania | 92,961 | 2.7 | 44,733 | 3.7 | 48,228 | 2.1 | 43,998 | 3,426 | 804 | 41,852 | 45,053 | 536 | 670 | 2,345 | 2,499 |
| Finland | 9,623 | 0.3 | 4,302 | 0.4 | 5,321 | 0.2 | 4,605 | 390 | 326 | 4,075 | 5,002 | 56 | 76 | 101 | 243 |
| Rumania | 24,870 | 0.7 | 13,172 | 1.1 | 11,704 | 0.5 | 10,301 | 960 | 443 | 12,782 | 11,321 | 68 | 88 | 322 | 295 |
| Bulgaria | 1,638 | 0.0 | 1,037 | 0.1 | 601 | 0.0 | 365 | 224 | 12 | 943 | 516 | 12 | 15 | 82 | 70 |
| Turkey in Europe | 152 | 0.0 | 99 | 0.0 | 53 | 0.0 | 47 | 6 | 0 | 96 | 53 | 1 | 0 | 2 | 0 |
| Greece | 35,861 | 1.0 | 20,003 | 1.6 | 15,858 | 0.7 | 12,717 | 3,092 | 49 | 19,327 | 15,216 | 147 | 162 | 529 | 480 |
| Italy | 271,489 | 7.8 | 110,449 | 9.1 | 161,040 | 7.1 | 133,947 | 24,001 | 3,002 | 99,020 | 145,997 | 1,096 | 1,857 | 9,433 | 13,186 |
| Spain | 2,362 | 0.1 | 1,030 | 0.1 | 1,332 | 0.1 | 855 | 368 | 109 | 833 | 1,042 | 8 | 17 | 189 | 273 |
| Portugal | 463 | 0.0 | 102 | 0.0 | 361 | 0.0 | 226 | 78 | 57 | 86 | 293 | 9 | 39 | 7 | 20 |
| Other Europe | 5,990 | 0.2 | 1,699 | 0.1 | 3,007 | 0.2 | 3,073 | 635 | 289 | 1,557 | 3,566 | 31 | 148 | 111 | 283 |
| Asia: | | | | | | | | | | | | | | | |
| Syria | 2,613 | 0.1 | 1,095 | 0.1 | 1,518 | 0.1 | 1,251 | 230 | 31 | 1,001 | 1,361 | 17 | 34 | 77 | 123 |
| Turkey in Asia | 3,178 | 0.1 | 2,048 | 0.2 | 1,130 | 0.0 | 949 | 152 | 29 | 2,002 | 1,105 | 9 | 4 | 37 | 21 |
| Other Asia | 7,485 | 0.2 | 4,502 | 0.4 | 2,983 | 0.1 | 2,350 | 477 | 117 | 4,410 | 2,870 | 6 | 24 | 86 | 80 |
| America: | | | | | | | | | | | | | | | |
| Canada—French | 24,250 | 0.7 | 6,189 | 0.5 | 18,061 | 0.8 | 8,717 | 5,698 | 3,046 | 5,635 | 15,140 | 108 | 983 | 446 | 1,938 |
| Canada—Other | 97,627 | 2.8 | 37,400 | 3.1 | 60,127 | 2.6 | 17,587 | 24,739 | 18,161 | 34,694 | 52,641 | 624 | 2,614 | 2,062 | 4,872 |
| Newfoundland | 928 | 0.0 | 386 | 0.0 | 542 | 0.0 | 263 | 145 | 144 | 360 | 507 | 4 | 12 | 22 | 23 |
| West Indies | 1,001 | 0.0 | 494 | 0.0 | 507 | 0.0 | 156 | 224 | 127 | 468 | 455 | 3 | 12 | 23 | 40 |
| Mexico | 2,435 | 0.1 | 1,430 | 0.1 | 1,005 | 0.0 | 548 | 335 | 122 | 1,318 | 882 | 8 | 17 | 104 | 106 |
| Central and South America | 2,389 | 0.1 | 1,483 | 0.1 | 906 | 0.0 | 363 | 318 | 235 | 1,388 | 826 | 19 | 27 | 76 | 53 |
| All other | 4,662 | 0.1 | 2,066 | 0.2 | 2,686 | 0.1 | 1,294 | 668 | 524 | 1,758 | 2,193 | 70 | 207 | 178 | 286 |
| Michigan | 2,286,133 | 100.0 | 840,268 | 100.0 | 1,445,865 | 100.0 | 917,856 | 932,802 | 195,207 | 683,111 | 1,017,436 | 90,858 | 230,451 | 86,299 | 197,978 |
| Europe: | | | | | | | | | | | | | | | |
| England | 165,848 | 7.3 | 62,721 | 7.5 | 103,127 | 7.1 | 48,785 | 34,781 | 19,561 | 51,906 | 69,631 | 3,334 | 14,686 | 7,481 | 18,810 |
| Scotland | 65,900 | 2.9 | 35,257 | 4.2 | 30,733 | 2.1 | 17,094 | 7,831 | 5,208 | 32,450 | 23,414 | 754 | 3,150 | 2,053 | 4,169 |
| Wales | 6,024 | 0.3 | 2,230 | 0.3 | 3,788 | 0.3 | 1,816 | 1,343 | 620 | 1,075 | 3,028 | 66 | 288 | 195 | 462 |
| Northern Ireland | 23,065 | 1.0 | 6,138 | 0.7 | 16,927 | 1.2 | 9,713 | 4,603 | 2,711 | 5,152 | 11,854 | 440 | 2,620 | 546 | 2,423 |
| Irish Free State | 60,637 | 2.7 | 11,390 | 1.4 | 49,247 | 3.4 | 29,788 | 11,546 | 7,913 | 9,588 | 36,516 | 635 | 5,853 | 1,167 | 6,873 |
| Norway | 23,117 | 1.0 | 7,201 | 0.9 | 15,916 | 1.1 | 10,217 | 3,580 | 2,119 | 4,569 | 10,277 | 1,101 | 2,176 | 1,531 | 3,463 |
| Sweden | 68,577 | 3.0 | 23,905 | 2.8 | 44,672 | 3.1 | 32,099 | 8,485 | 4,088 | 15,504 | 29,559 | 4,463 | 7,400 | 3,938 | 7,683 |
| Denmark | 20,507 | 0.9 | 7,210 | 0.9 | 13,297 | 0.9 | 8,776 | 3,251 | 1,270 | 4,500 | 7,964 | 1,048 | 3,224 | 1,022 | 2,109 |
| Netherlands | 106,426 | 4.7 | 32,128 | 3.8 | 74,298 | 5.1 | 46,723 | 17,976 | 9,599 | 21,183 | 44,492 | 5,519 | 15,853 | 5,426 | 13,953 |
| Belgium | 26,818 | 1.2 | 13,931 | 1.7 | 12,887 | 0.9 | 9,257 | 2,623 | 1,107 | 11,607 | 9,422 | 1,425 | 2,614 | 809 | 1,251 |
| Luxemburg | 1,243 | 0.1 | 375 | 0.0 | 868 | 0.1 | 535 | 210 | 114 | 298 | 615 | 40 | 128 | 37 | 125 |
| Switzerland | 11,060 | 0.5 | 2,834 | 0.3 | 8,226 | 0.6 | 4,439 | 2,610 | 1,183 | 1,866 | 4,995 | 550 | 1,655 | 418 | 1,372 |
| France | 18,985 | 0.8 | 4,581 | 0.5 | 13,504 | 0.9 | 7,103 | 4,230 | 2,171 | 3,634 | 9,748 | 387 | 1,795 | 510 | 1,961 |
| Germany | 365,263 | 16.0 | 81,714 | 9.7 | 283,549 | 19.6 | 182,030 | 65,734 | 35,785 | 57,897 | 188,907 | 14,109 | 56,230 | 9,708 | 38,412 |
| Poland | 320,534 | 14.0 | 119,228 | 14.2 | 201,306 | 13.9 | 168,235 | 25,331 | 7,240 | 103,981 | 172,145 | 10,369 | 20,843 | 4,878 | 8,318 |
| Czechoslovakia | 44,602 | 2.0 | 17,646 | 2.1 | 26,956 | 1.9 | 22,377 | 3,008 | 1,871 | 11,226 | 16,998 | 4,750 | 7,284 | 1,670 | 2,674 |
| Austria | 34,792 | 1.5 | 13,209 | 1.6 | 21,493 | 1.5 | 16,786 | 3,116 | 1,591 | 9,708 | 15,652 | 1,985 | 3,362 | 1,606 | 2,479 |
| Hungary | 40,434 | 1.8 | 19,188 | 2.3 | 21,246 | 1.5 | 18,997 | 1,556 | 693 | 15,516 | 16,509 | 2,536 | 3,361 | 1,136 | 1,376 |
| Yugoslavia | 33,492 | 1.5 | 16,468 | 2.0 | 17,024 | 1.2 | 15,137 | 1,540 | 347 | 12,822 | 11,102 | 1,514 | 2,404 | 2,132 | 3,518 |
| Russia | 75,656 | 3.3 | 34,348 | 4.1 | 41,308 | 2.9 | 34,408 | 4,949 | 1,951 | 20,964 | 34,397 | 2,776 | 4,909 | 1,608 | 1,942 |
| Latvia | 1,216 | 0.1 | 674 | 0.1 | 542 | 0.0 | 450 | 70 | 22 | 573 | 434 | 58 | 73 | 43 | 35 |
| Lithuania | 20,480 | 0.9 | 9,340 | 1.1 | 11,149 | 0.8 | 9,785 | 1,082 | 282 | 7,683 | 9,406 | 1,130 | 1,252 | 527 | 491 |
| Finland | 74,229 | 3.2 | 27,022 | 3.2 | 47,207 | 3.3 | 39,703 | 5,410 | 2,094 | 9,033 | 17,668 | 9,223 | 15,796 | 7,866 | 13,743 |
| Rumania | 20,381 | 0.9 | 11,482 | 1.4 | | | | | | | | | | | |

COUNTRY OF ORIGIN OF THE FOREIGN WHITE STOCK

295

TABLE 10.—COUNTRY OF ORIGIN OF THE FOREIGN WHITE STOCK IN THE URBAN, RURAL-FARM, AND RURAL-NONFARM POPULATION, BY NATIVITY AND PARENTAGE, BY DIVISIONS AND STATES: 1930—Con.

| DIVISION OR STATE OF RESIDENCE AND COUNTRY OF ORIGIN | TOTAL FOREIGN WHITE STOCK | | FOREIGN-BORN WHITE | | NATIVE WHITE—FOREIGN OR MIXED PARENTAGE | | | URBAN | | RURAL-FARM | | RURAL-NONFARM | | | |
|--|---------------------------|----------|--------------------|----------|---|----------|----------------------|----------------|----------------|--------------------|---|--------------------|---|--------------------|---|
| | Number | Per cent | Number | Per cent | Total | | Both parents foreign | Father foreign | Mother foreign | Foreign-born white | Native white—Foreign or mixed parentage | Foreign-born white | Native white—Foreign or mixed parentage | Foreign-born white | Native white—Foreign or mixed parentage |
| | | | | | Number | Per cent | | | | | | | | | |
| Wisconsin..... | 1,477,387 | 100.0 | 386,213 | 100.0 | 1,091,154 | 100.0 | 698,795 | 267,943 | 124,416 | 237,408 | 601,035 | 90,481 | 319,209 | 58,324 | 170,910 |
| Europe: | | | | | | | | | | | | | | | |
| England..... | 43,981 | 3.0 | 8,477 | 2.2 | 95,504 | 3.3 | 15,072 | 13,028 | 6,504 | 5,575 | 17,723 | 1,224 | 8,855 | 1,078 | 8,926 |
| Scotland..... | 12,272 | 0.8 | 2,723 | 0.7 | 9,549 | 0.9 | 4,072 | 3,165 | 1,412 | 1,977 | 5,560 | 316 | 1,908 | 430 | 2,025 |
| Wales..... | 6,545 | 0.4 | 1,241 | 0.3 | 5,304 | 0.5 | 2,977 | 1,070 | 651 | 682 | 2,490 | 233 | 1,378 | 326 | 1,430 |
| Northern Ireland..... | 8,498 | 0.6 | 1,057 | 0.3 | 7,441 | 0.7 | 4,345 | 2,044 | 1,052 | 672 | 4,047 | 198 | 1,844 | 187 | 1,560 |
| Irish Free State..... | 40,417 | 2.7 | 9,473 | 0.9 | 36,944 | 3.4 | 23,921 | 8,991 | 4,032 | 2,308 | 21,897 | 552 | 8,802 | 613 | 6,745 |
| Norway..... | 186,953 | 9.2 | 34,301 | 8.9 | 101,552 | 9.3 | 63,599 | 25,103 | 12,860 | 13,151 | 34,881 | 13,027 | 45,048 | 7,613 | 20,738 |
| Sweden..... | 56,915 | 3.9 | 18,808 | 4.9 | 38,107 | 3.5 | 26,210 | 8,292 | 3,635 | 7,672 | 16,010 | 7,617 | 15,089 | 3,519 | 7,008 |
| Denmark..... | 40,923 | 2.8 | 13,004 | 3.4 | 27,829 | 2.6 | 18,209 | 7,193 | 2,427 | 7,450 | 14,594 | 3,521 | 8,000 | 2,117 | 4,575 |
| Netherlands..... | 26,499 | 1.7 | 6,260 | 0.6 | 19,239 | 1.8 | 11,166 | 5,723 | 2,350 | 2,883 | 8,824 | 2,070 | 6,884 | 1,208 | 3,581 |
| Belgium..... | 12,957 | 0.9 | 2,458 | 0.6 | 10,499 | 1.0 | 6,504 | 2,901 | 1,094 | 1,356 | 5,169 | 677 | 3,644 | 425 | 1,696 |
| Luxemburg..... | 3,197 | 0.2 | 666 | 0.2 | 2,601 | 0.2 | 1,565 | 820 | 216 | 326 | 1,234 | 151 | 906 | 119 | 461 |
| Switzerland..... | 26,740 | 1.8 | 7,069 | 2.0 | 19,071 | 1.7 | 11,606 | 5,532 | 1,933 | 2,810 | 7,115 | 2,763 | 7,078 | 2,096 | 4,278 |
| France..... | 8,391 | 0.6 | 1,459 | 0.4 | 7,402 | 0.7 | 4,138 | 2,301 | 903 | 820 | 4,373 | 207 | 1,560 | 333 | 1,460 |
| Germany..... | 608,200 | 41.2 | 128,269 | 33.2 | 479,931 | 44.0 | 301,936 | 118,496 | 59,400 | 30,521 | 271,512 | 27,519 | 135,103 | 20,229 | 73,316 |
| Poland..... | 139,256 | 9.4 | 42,359 | 11.0 | 96,896 | 8.9 | 73,096 | 18,388 | 5,412 | 28,773 | 65,330 | 10,063 | 24,031 | 3,523 | 8,876 |
| Czechoslovakia..... | 59,150 | 4.0 | 19,680 | 5.1 | 39,570 | 3.6 | 28,828 | 6,961 | 3,781 | 10,571 | 18,002 | 3,369 | 15,432 | 2,040 | 5,236 |
| Austria..... | 34,903 | 2.4 | 12,709 | 3.3 | 22,194 | 2.0 | 14,461 | 5,211 | 2,622 | 9,024 | 13,726 | 2,000 | 5,769 | 1,635 | 2,709 |
| Hungary..... | 12,872 | 0.9 | 6,490 | 1.7 | 6,382 | 0.6 | 5,313 | 715 | 354 | 5,100 | 4,710 | 634 | 947 | 687 | 725 |
| Yugoslavia..... | 25,101 | 1.7 | 12,266 | 3.2 | 12,835 | 1.2 | 11,662 | 1,034 | 239 | 9,783 | 9,260 | 1,304 | 2,330 | 1,179 | 1,245 |
| Russia..... | 37,837 | 2.6 | 10,418 | 4.3 | 21,419 | 2.0 | 17,158 | 3,020 | 1,241 | 13,545 | 16,530 | 1,038 | 3,208 | 1,185 | 1,621 |
| Latvia..... | 831 | 0.1 | 331 | 0.1 | 249 | 0.0 | 199 | 42 | 8 | 251 | 189 | 47 | 33 | 13 | 33 |
| Lithuania..... | 8,032 | 0.6 | 4,109 | 1.1 | 4,523 | 0.4 | 3,935 | 491 | 97 | 2,908 | 3,225 | 781 | 926 | 420 | 372 |
| Finland..... | 14,596 | 1.0 | 5,724 | 1.5 | 8,872 | 0.8 | 7,531 | 892 | 449 | 1,616 | 2,623 | 3,204 | 5,213 | 904 | 1,036 |
| Rumania..... | 2,075 | 0.2 | 1,845 | 0.3 | 1,330 | 0.1 | 1,070 | 181 | 70 | 1,037 | 901 | 178 | 279 | 80 | 90 |
| Bulgaria..... | 342 | 0.0 | 104 | 0.1 | 148 | 0.0 | 73 | 75 | 6 | 151 | 101 | 12 | 14 | 31 | 33 |
| Turkey in Europe..... | 23 | 0.0 | 17 | 0.0 | 6 | 0.0 | 1 | 6 | 0 | 17 | 6 | 0 | 0 | 0 | 0 |
| Greece..... | 5,346 | 0.4 | 2,900 | 0.8 | 2,446 | 0.2 | 1,762 | 675 | 0 | 2,741 | 2,205 | 22 | 56 | 137 | 125 |
| Italy..... | 32,137 | 2.2 | 12,500 | 3.3 | 19,638 | 1.8 | 10,000 | 3,214 | 324 | 10,729 | 15,969 | 610 | 1,380 | 1,200 | 2,180 |
| Spain..... | 172 | 0.0 | 56 | 0.0 | 116 | 0.0 | 44 | 58 | 14 | 46 | 84 | 4 | 14 | 6 | 18 |
| Portugal..... | 82 | 0.0 | 40 | 0.0 | 42 | 0.0 | 28 | 11 | 3 | 37 | 37 | 0 | 4 | 3 | 1 |
| Other Europe..... | 1,021 | 0.1 | 493 | 0.1 | 1,128 | 0.1 | 748 | 260 | 120 | 342 | 737 | 82 | 206 | 90 | 185 |
| Asia: | | | | | | | | | | | | | | | |
| Syria..... | 1,276 | 0.1 | 500 | 0.1 | 776 | 0.1 | 619 | 142 | 15 | 440 | 711 | 15 | 21 | 36 | 44 |
| Turkey in Asia..... | 1,404 | 0.1 | 858 | 0.2 | 546 | 0.1 | 438 | 54 | 4 | 789 | 404 | 4 | 0 | 65 | 43 |
| Other Asia..... | 1,035 | 0.1 | 637 | 0.1 | 498 | 0.0 | 344 | 110 | 44 | 463 | 406 | 20 | 43 | 40 | 49 |
| America: | | | | | | | | | | | | | | | |
| Canada—French..... | 22,043 | 1.5 | 4,292 | 1.1 | 17,751 | 1.6 | 8,304 | 6,617 | 2,830 | 2,693 | 11,118 | 731 | 3,188 | 808 | 3,445 |
| Canada—Other..... | 42,675 | 2.9 | 11,280 | 2.9 | 31,395 | 2.9 | 9,496 | 13,931 | 7,098 | 7,213 | 17,829 | 1,780 | 6,740 | 2,237 | 6,826 |
| Newfoundland..... | 211 | 0.0 | 78 | 0.0 | 133 | 0.0 | 56 | 52 | 25 | 58 | 92 | 2 | 11 | 18 | 30 |
| West Indies..... | 152 | 0.0 | 59 | 0.0 | 93 | 0.0 | 15 | 44 | 34 | 46 | 78 | 1 | 3 | 12 | 12 |
| Mexico..... | 810 | 0.0 | 188 | 0.0 | 128 | 0.0 | 56 | 46 | 20 | 147 | 94 | 8 | 14 | 33 | 20 |
| Central and South America..... | 472 | 0.0 | 222 | 0.1 | 250 | 0.0 | 80 | 106 | 64 | 172 | 180 | 22 | 34 | 28 | 36 |
| All other..... | 1,501 | 0.1 | 594 | 0.2 | 907 | 0.1 | 399 | 313 | 105 | 365 | 504 | 117 | 253 | 112 | 151 |
| Minnesota..... | 1,424,657 | 100.0 | 388,294 | 100.0 | 1,036,363 | 100.0 | 665,750 | 259,797 | 130,846 | 212,506 | 505,138 | 114,243 | 372,346 | 61,545 | 168,879 |
| Europe: | | | | | | | | | | | | | | | |
| England..... | 34,555 | 2.4 | 8,445 | 2.2 | 26,120 | 2.5 | 11,001 | 9,944 | 5,175 | 6,207 | 10,336 | 1,062 | 5,423 | 1,176 | 4,361 |
| Scotland..... | 13,038 | 0.9 | 3,241 | 0.8 | 9,797 | 0.9 | 4,927 | 3,444 | 1,526 | 2,485 | 6,384 | 356 | 1,901 | 400 | 1,512 |
| Wales..... | 6,281 | 0.4 | 1,582 | 0.1 | 2,699 | 0.3 | 1,282 | 969 | 428 | 367 | 1,543 | 101 | 682 | 114 | 444 |
| Northern Ireland..... | 8,502 | 0.6 | 1,403 | 0.4 | 7,099 | 0.7 | 4,417 | 1,943 | 1,038 | 4,923 | 219 | 1,434 | 1,811 | 1,079 | 1,079 |
| Irish Free State..... | 42,493 | 3.1 | 6,095 | 1.3 | 35,398 | 3.7 | 24,710 | 9,255 | 4,433 | 3,041 | 25,911 | 602 | 7,738 | 552 | 5,142 |
| Norway..... | 267,912 | 18.8 | 71,562 | 18.4 | 196,350 | 18.0 | 124,486 | 48,248 | 23,016 | 31,094 | 75,501 | 26,100 | 84,489 | 13,469 | 35,960 |
| Sweden..... | 270,773 | 19.0 | 90,623 | 23.3 | 180,150 | 17.4 | 120,172 | 37,979 | 15,999 | 50,514 | 95,351 | 27,367 | 60,674 | 12,742 | 24,125 |
| Denmark..... | 46,290 | 3.2 | 13,831 | 3.6 | 32,459 | 3.1 | 20,554 | 8,888 | 2,947 | 6,338 | 13,077 | 5,078 | 13,213 | 2,415 | 5,199 |
| Netherlands..... | 17,162 | 1.2 | 4,832 | 1.2 | 12,330 | 1.2 | 7,841 | 3,490 | 1,403 | 932 | 3,116 | 7,082 | 784 | 2,037 | |
| Belgium..... | 5,484 | 0.4 | 1,701 | 0.4 | 3,783 | 0.4 | 2,415 | 955 | 383 | 494 | 2,115 | 672 | 2,199 | 469 | |
| Luxemburg..... | 6,127 | 0.4 | 1,032 | 0.3 | 4,095 | 0.4 | 2,411 | 1,360 | 298 | 401 | 1,497 | 380 | 1,635 | 251 | |
| Switzerland..... | 10,292 | 0.7 | 2,041 | 0.5 | 8,251 | 0.8 | 4,861 | 2,420 | 901 | 1,084 | 4,172 | 637 | 2,764 | 320 | |
| France..... | 7,248 | 0.5 | 1,246 | 0.3 | 6,002 | 0.6 | 3,249 | 1,804 | 880 | 813 | 3,035 | 236 | 1,370 | 197 | |
| Germany..... | 327,785 | 23.0 | 59,993 | 15.5 | 267,792 | 25.8 | 160,639 | 72,925 | 34,228 | 25,381 | 108,127 | 22,250 | 116,200 | 12,862 | 48,466 |
| Poland..... | 49,911 | 3.4 | 15,015 | 3.9 | 33,896 | 3.3 | 25,381 | 6,135 | 2,380 | 10,798 | 21,776 | 2,026 | 9,645 | 1,291 | 2,475 |
| Czechoslovakia..... | 41,038 | 2.9 | 11,415 | 2.9 | 29,623 | 2.9 | 20,337 | 6,107 | 3,179 | 5,505 | 12,732 | 4,004 | 12,095 | 1,006 | 4,196 |
| Austria..... | 23,542 | 1.6 | 7,288 | 1.9 | 16,255 | 1.5 | 10,607 | 3,586 | 1,862 | 5,272 | 10,345 | 1,342 | 4,311 | 674 | 1,399 |
| Hungary..... | 4,269 | 0.3 | 1,681 | 0.4 | 2,578 | 0.2 | 1,915 | 407 | 256 | 1,349 | 1,834 | 229 | 678 | 103 | |
| Yugoslavia..... | 24,914 | 1.7 | 8,888 | 2.3 | 16,026 | 1.5 | 14,399 | 1,431 | 106 | 5,728 | 10,079 | 717 | 1,607 | 2,443 | 4,340 |
| Russia..... | 28,623 | 2.0 | 11,002 | 3.1 | 16,171 | 1.6 | 12,800 | 2,438 | 924 | 10,214 | 12,202 | 960 | 2,699 | 719 | 1,270 |
| Latvia..... | 255 | 0.0 | 255 | 0.0 | 268 | 0.0 | 200 | 63 | 15 | 214 | 203 | 19 | 37 | 22 | |
| Lithuania..... | 2,887 | 0.2 | 1,283 | 0.3 | 1,604 | 0.2 | 1,316 | 246 | 42 | 1,157 | 1,403 | 68 | 100 | 58 | |
| Finland..... | 60,610 | 4.3 | 24,300 | 6.3 | 36,250 | 3.5 | 29,706 | 4,410 | 2,184 | 10,001 | 13,270 | 10,652 | 17,946 | 3,707 | 5,034 |
| Rumania..... | 6,754 | 0.4 | 2,819 | 0.7 | 2,935 | 0.3 | 2,470 | 360 | 105 | 2,635 | 2,710 | 67 | 140 | 67 | |
| Bulgaria..... | 457 | 0.0 | 238 | 0.1 | 213 | 0.0 | 81 | 127 | 6 | 190 | 164 | 32 | 33 | 16 | |
| | | | | | | | | | | | | | | | |

POPULATION

TABLE 10.—COUNTRY OF ORIGIN OF THE FOREIGN WHITE STOCK IN THE URBAN, RURAL-FARM, AND RURAL-NONFARM POPULATION, BY NATIVITY AND PARENTAGE, BY DIVISIONS AND STATES: 1930—Con.

| DIVISION OR STATE OF RESIDENCE AND COUNTRY OF ORIGIN | TOTAL FOREIGN WHITE STOCK | | FOREIGN-BORN WHITE | | NATIVE WHITE—FOREIGN OR MIXED PARENTAGE | | | URBAN | | RURAL-FARM | | RURAL-NONFARM | | | |
|--|---------------------------|----------|--------------------|----------|---|----------|----------------------|----------------|----------------|--------------------|---|--------------------|---|--------------------|---|
| | Number | Per cent | Number | Per cent | Total | | Both parents foreign | Father foreign | Mother foreign | Foreign-born white | Native white—Foreign or mixed parentage | Foreign-born white | Native white—Foreign or mixed parentage | Foreign-born white | Native white—Foreign or mixed parentage |
| | | | | | Number | Per cent | | | | | | | | | |
| Iowa..... | 760,844 | 100.0 | 165,735 | 100.0 | 585,109 | 100.0 | 332,051 | 173,018 | 79,140 | 69,004 | 220,282 | 55,023 | 244,353 | 41,048 | 120,464 |
| Europe: | | | | | | | | | | | | | | | |
| England..... | 49,179 | 6.5 | 9,045 | 5.5 | 40,134 | 6.9 | 15,705 | 16,296 | 8,133 | 4,805 | 18,337 | 1,907 | 12,060 | 2,333 | 9,737 |
| Scotland..... | 15,517 | 2.1 | 2,871 | 1.7 | 12,646 | 2.2 | 5,742 | 4,488 | 2,416 | 1,534 | 5,929 | 502 | 3,552 | 745 | 3,105 |
| Wales..... | 8,896 | 0.9 | 1,183 | 0.7 | 5,213 | 0.9 | 2,439 | 1,896 | 878 | 494 | 2,604 | 207 | 1,388 | 422 | 1,321 |
| Northern Ireland..... | 12,047 | 1.7 | 1,778 | 1.1 | 10,869 | 1.9 | 5,564 | 3,670 | 1,645 | 794 | 4,740 | 582 | 3,595 | 402 | 2,534 |
| Irish Free State..... | 47,192 | 6.3 | 4,179 | 2.5 | 43,013 | 7.4 | 25,649 | 12,239 | 5,125 | 2,200 | 21,248 | 1,012 | 13,406 | 961 | 8,369 |
| Norway..... | 57,126 | 7.6 | 12,932 | 7.8 | 44,194 | 7.6 | 26,389 | 11,942 | 5,863 | 3,834 | 12,038 | 5,374 | 22,049 | 3,724 | 10,107 |
| Sweden..... | 47,305 | 6.3 | 16,810 | 10.1 | 40,555 | 6.9 | 26,627 | 9,584 | 4,344 | 7,695 | 17,601 | 5,484 | 15,712 | 3,731 | 7,342 |
| Denmark..... | 47,501 | 6.3 | 14,698 | 8.9 | 32,803 | 5.6 | 21,092 | 8,603 | 3,108 | 5,264 | 10,995 | 5,914 | 15,623 | 3,520 | 6,185 |
| Netherlands..... | 36,319 | 4.8 | 10,135 | 6.1 | 26,184 | 4.5 | 15,082 | 7,527 | 3,575 | 1,757 | 4,827 | 5,772 | 16,043 | 2,606 | 5,214 |
| Belgium..... | 2,933 | 0.4 | 932 | 0.6 | 2,051 | 0.4 | 1,305 | 538 | 208 | 250 | 640 | 504 | 1,109 | 172 | 293 |
| Luxemburg..... | 4,460 | 0.6 | 873 | 0.5 | 3,587 | 0.6 | 1,905 | 1,324 | 358 | 279 | 940 | 345 | 1,880 | 249 | 767 |
| Switzerland..... | 10,899 | 1.5 | 2,098 | 1.3 | 8,803 | 1.5 | 4,565 | 3,061 | 1,177 | 740 | 3,076 | 832 | 3,862 | 524 | 1,865 |
| France..... | 8,613 | 1.1 | 1,435 | 0.9 | 7,178 | 1.2 | 3,431 | 2,682 | 1,065 | 624 | 3,163 | 451 | 2,512 | 300 | 1,503 |
| Germany..... | 287,033 | 38.3 | 53,901 | 32.5 | 233,762 | 40.0 | 136,051 | 68,540 | 20,231 | 17,921 | 74,797 | 20,324 | 110,561 | 15,056 | 48,404 |
| Poland..... | 4,593 | 0.6 | 1,875 | 1.1 | 2,718 | 0.5 | 2,165 | 419 | 134 | 1,457 | 1,924 | 216 | 532 | 202 | 262 |
| Czechoslovakia..... | 31,139 | 4.1 | 8,280 | 5.0 | 22,859 | 3.9 | 15,009 | 5,021 | 2,829 | 4,117 | 9,455 | 2,516 | 9,754 | 1,647 | 3,050 |
| Austria..... | 5,469 | 0.7 | 1,506 | 1.0 | 3,873 | 0.7 | 2,254 | 1,121 | 498 | 900 | 1,998 | 381 | 1,246 | 315 | 629 |
| Hungary..... | 768 | 0.1 | 295 | 0.2 | 473 | 0.1 | 331 | 108 | 34 | 208 | 73 | 187 | 49 | 68 | |
| Yugoslavia..... | 3,714 | 0.5 | 1,306 | 0.8 | 2,408 | 0.4 | 2,092 | 252 | 64 | 358 | 651 | 359 | 678 | 589 | 1,079 |
| Russia..... | 10,361 | 1.4 | 4,482 | 2.7 | 5,879 | 1.0 | 4,771 | 776 | 332 | 3,926 | 4,870 | 272 | 600 | 284 | 409 |
| Latvia..... | 131 | 0.0 | 66 | 0.0 | 65 | 0.0 | 51 | 10 | 4 | 57 | 53 | 2 | 2 | 7 | |
| Lithuania..... | 1,816 | 0.2 | 835 | 0.5 | 981 | 0.2 | 842 | 125 | 13 | 771 | 909 | 26 | 36 | 30 | |
| Finland..... | 168 | 0.0 | 70 | 0.0 | 128 | 0.0 | 86 | 27 | 15 | 31 | 64 | 16 | 20 | 23 | |
| Rumania..... | 680 | 0.1 | 284 | 0.2 | 299 | 0.1 | 236 | 32 | 28 | 231 | 224 | 26 | 39 | 27 | |
| Bulgaria..... | 319 | 0.0 | 169 | 0.1 | 100 | 0.0 | 87 | 72 | 1 | 116 | 106 | 26 | 34 | 17 | |
| Turkey in Europe..... | 2 | 0.0 | 2 | 0.0 | 2 | 0.0 | 2 | 1 | 1 | 1 | 1 | 1 | 1 | 1 | |
| Greece..... | 3,272 | 0.4 | 1,910 | 1.2 | 1,362 | 0.2 | 749 | 602 | 11 | 1,695 | 1,232 | 23 | 30 | 102 | |
| Italy..... | 9,747 | 1.3 | 3,834 | 2.3 | 5,913 | 1.0 | 4,789 | 1,036 | 88 | 2,553 | 3,979 | 351 | 662 | 930 | |
| Spain..... | 79 | 0.0 | 22 | 0.0 | 57 | 0.0 | 16 | 24 | 17 | 17 | 42 | 3 | 2 | 13 | |
| Portugal..... | 18 | 0.0 | 1 | 0.0 | 17 | 0.0 | 4 | 18 | 0 | 9 | 0 | 7 | 1 | 1 | |
| Other Europe..... | 681 | 0.1 | 82 | 0.0 | 499 | 0.1 | 285 | 130 | 84 | 53 | 249 | 14 | 151 | 15 | 99 |
| Asia: | | | | | | | | | | | | | | | |
| Syria..... | 1,507 | 0.2 | 570 | 0.3 | 937 | 0.2 | 783 | 141 | 13 | 520 | 818 | 22 | 56 | 28 | |
| Turkey in Asia..... | 125 | 0.0 | 67 | 0.0 | 58 | 0.0 | 22 | 28 | 8 | 50 | 43 | 1 | 7 | 16 | |
| Other Asia..... | 314 | 0.0 | 154 | 0.1 | 100 | 0.0 | 71 | 72 | 17 | 130 | 123 | 10 | 16 | 14 | |
| America: | | | | | | | | | | | | | | | |
| Canada—French..... | 4,233 | 0.6 | 608 | 0.4 | 3,625 | 0.6 | 1,125 | 1,527 | 973 | 300 | 2,108 | 115 | 758 | 133 | |
| Canada—Other..... | 26,389 | 3.5 | 5,725 | 3.5 | 20,664 | 3.5 | 4,403 | 9,609 | 6,652 | 3,091 | 9,816 | 1,060 | 5,953 | 1,574 | |
| Newfoundland..... | 91 | 0.0 | 42 | 0.0 | 49 | 0.0 | 7 | 17 | 25 | 17 | 20 | 2 | 7 | 22 | |
| West Indies..... | 140 | 0.0 | 41 | 0.0 | 99 | 0.0 | 20 | 58 | 15 | 22 | 51 | 16 | 25 | 23 | |
| Mexico..... | 374 | 0.0 | 176 | 0.1 | 198 | 0.0 | 82 | 91 | 25 | 119 | 143 | 45 | 32 | 12 | |
| Central and South America..... | 183 | 0.0 | 88 | 0.1 | 100 | 0.0 | 24 | 40 | 36 | 53 | 45 | 16 | 36 | 14 | |
| All other..... | 841 | 0.1 | 302 | 0.2 | 539 | 0.1 | 174 | 267 | 98 | 143 | 248 | 72 | 172 | 87 | |
| Missouri..... | 622,649 | 100.0 | 149,390 | 100.0 | 473,159 | 100.0 | 272,240 | 147,151 | 63,768 | 121,902 | 339,310 | 12,899 | 75,699 | 14,489 | 58,150 |
| Europe: | | | | | | | | | | | | | | | |
| England..... | 38,852 | 6.3 | 7,919 | 5.3 | 30,933 | 6.5 | 10,468 | 13,915 | 6,555 | 5,875 | 20,305 | 917 | 5,671 | 1,127 | |
| Scotland..... | 11,882 | 1.9 | 2,410 | 1.6 | 8,963 | 1.9 | 3,717 | 3,670 | 1,576 | 1,744 | 6,000 | 282 | 1,463 | 303 | |
| Wales..... | 8,806 | 1.4 | 573 | 0.4 | 2,733 | 0.6 | 1,221 | 1,027 | 485 | 318 | 1,554 | 99 | 607 | 156 | |
| Northern Ireland..... | 9,463 | 1.5 | 1,308 | 0.9 | 8,155 | 1.7 | 4,223 | 2,398 | 1,094 | 1,048 | 5,855 | 110 | 1,248 | 160 | |
| Irish Free State..... | 57,178 | 9.2 | 8,561 | 5.7 | 48,117 | 10.3 | 28,172 | 13,888 | 6,017 | 7,526 | 39,390 | 303 | 4,545 | 712 | |
| Norway..... | 2,434 | 0.4 | 575 | 0.4 | 1,859 | 0.4 | 966 | 541 | 352 | 425 | 1,289 | 58 | 277 | 92 | |
| Sweden..... | 13,371 | 2.1 | 3,895 | 2.6 | 9,476 | 2.0 | 5,784 | 2,478 | 1,214 | 2,888 | 6,723 | 556 | 1,595 | 451 | |
| Denmark..... | 5,332 | 0.9 | 1,497 | 1.0 | 3,835 | 0.8 | 1,979 | 1,408 | 448 | 1,065 | 2,507 | 238 | 768 | 194 | |
| Netherlands..... | 3,506 | 0.6 | 706 | 0.5 | 2,800 | 0.6 | 1,325 | 1,087 | 388 | 453 | 1,732 | 133 | 636 | 120 | |
| Belgium..... | 2,640 | 0.4 | 859 | 0.6 | 1,781 | 0.4 | 1,012 | 587 | 182 | 604 | 1,167 | 157 | 370 | 98 | |
| Luxemburg..... | 212 | 0.0 | 54 | 0.0 | 158 | 0.0 | 75 | 60 | 23 | 91 | 12 | 29 | 8 | | |
| Switzerland..... | 16,384 | 2.6 | 3,578 | 2.4 | 12,806 | 2.7 | 6,345 | 4,353 | 1,608 | 2,165 | 7,489 | 860 | 3,361 | 563 | |
| France..... | 14,616 | 2.3 | 2,353 | 1.6 | 12,263 | 2.6 | 5,880 | 4,733 | 1,644 | 1,773 | 8,632 | 251 | 1,794 | 289 | |
| Germany..... | 202,925 | 32.8 | 42,276 | 28.3 | 220,649 | 46.6 | 125,167 | 72,775 | 22,707 | 30,921 | 143,900 | 6,118 | 46,199 | 5,237 | |
| Poland..... | 21,170 | 3.4 | 8,324 | 5.6 | 12,846 | 2.7 | 10,422 | 1,332 | 592 | 7,709 | 11,616 | 272 | 687 | 283 | |
| Czechoslovakia..... | 13,161 | 2.1 | 4,495 | 3.0 | 8,666 | 1.8 | 6,034 | 1,701 | 881 | 3,450 | 6,494 | 469 | 1,138 | 576 | |
| Austria..... | 19,263 | 3.1 | 7,928 | 5.3 | 11,335 | 2.4 | 7,899 | 2,310 | 1,125 | 6,705 | 9,389 | 400 | 874 | 763 | |
| Hungary..... | 6,709 | 1.1 | 3,484 | 2.3 | 3,225 | 0.7 | 2,650 | 376 | 199 | 3,012 | 2,759 | 161 | 137 | 311 | |
| Yugoslavia..... | 5,752 | 0.9 | 2,753 | 1.8 | 2,999 | 0.6 | 2,655 | 285 | 59 | 2,208 | 2,368 | 130 | 198 | 355 | |
| Russia..... | 34,797 | 5.6 | 15,089 | 10.5 | 19,108 | 4.0 | 15,977 | 2,327 | 804 | 15,252 | 18,332 | 108 | 242 | 329 | |
| Latvia..... | 320 | 0.1 | 167 | 0.1 | 153 | 0.0 | 135 | 17 | 1 | 162 | 142 | 1 | 14 | 11 | |
| Lithuania..... | 1,793 | 0.3 | 805 | 0.5 | 988 | 0.2 | 852 | 111 | 25 | 706 | 874 | 37 | 40 | 62 | |
| Finland..... | 229 | 0.0 | 100 | 0.1 | 129 | 0.0 | 69 | 44 | 16 | 72 | 92 | 6 | 14 | 23 | |
| Rumania..... | 4,513 | 0.7 | 2,321 | 1.6 | 2,192 | 0.5 | 1,761 | 301 | 130 | 2,067 | 1,973 | 61 | 78 | 141 | |
| Bulgaria..... | 270 | 0.0 | 151 | 0.1 | 125 | 0.0 | 57 | 65 | 3 | 136 | 102 | 5 | 10 | 13 | |
| Turkey in Europe..... | 26 | 0.0 | 7 | 0.0 | 19 | 0.0 | 2 | 5 | 0 | 19 | 7 | 7 | 7 | 7 | |
| Greece..... | 4,259 | 0.7 | 2,405 | 1.6 | 1,854 | 0.4 | 1,091 | 756 | 7 | 2,310 | 1,722 | 17 | 28 | 78 | |
| Italy..... | 39,315 | 6.3 | 15,204 | 10.2 | 24,111 | 5.1 | 19,100 | 4,568 | 443 | 13,920 | 21,792 | 534 | 1,046 | 750 | |
| Spain..... | 1,086 | 0.2 | 460 | 0.3 | 626 | 0.1 | 414 | 146 | 66 | 439 | 565 | 5 | 18 | 10 | |
| Portugal..... | 62 | 0.0 | 14 | 0.0 | 48 | 0.0 | 19 | 22 | 7 | 11 | 32 | 2 | 9 | 7 | |
| Other Europe..... | 2,111 | 0.3 | 566 | 0.4 | 1,545 | 0.3 | 1,137 | 283 | | | | | | | |

COUNTRY OF ORIGIN OF THE FOREIGN WHITE STOCK

297

TABLE 10.—COUNTRY OF ORIGIN OF THE FOREIGN WHITE STOCK IN THE URBAN, RURAL-FARM, AND RURAL-NONFARM POPULATION, BY NATIVITY AND PARENTAGE, BY DIVISIONS AND STATES: 1930—Con.

| DIVISION OR STATE OF RESIDENCE AND COUNTRY OF ORIGIN | TOTAL FOREIGN WHITE STOCK | | FOREIGN-BORN WHITE | | NATIVE WHITE—FOREIGN OR MIXED PARENTAGE | | | | URBAN | | RURAL-FARM | | RURAL-NONFARM | | |
|--|---------------------------|----------|--------------------|----------|---|----------|----------------------|----------------|----------------|--------------------|---|--------------------|---|--------------------|---|
| | Number | Per cent | Number | Per cent | Total | | Both parents foreign | Father foreign | Mother foreign | Foreign-born white | Native white—Foreign or mixed parentage | Foreign-born white | Native white—Foreign or mixed parentage | Foreign-born white | Native white—Foreign or mixed parentage |
| | | | | | Number | Per cent | | | | | | | | | |
| North Dakota..... | 414, 621 | 100. 0 | 105, 148 | 100. 0 | 308, 473 | 100. 0 | 193, 107 | 78, 394 | 37, 972 | 16, 145 | 44, 875 | 62, 301 | 194, 533 | 27, 702 | 70, 065 |
| Europe: | | | | | | | | | | | | | | | |
| England..... | 7, 240 | 1. 7 | 1, 592 | 1. 5 | 5, 657 | 1. 8 | 2, 522 | 2, 059 | 1, 076 | 496 | 1, 585 | 576 | 2, 423 | 520 | 1, 649 |
| Scotland..... | 3, 634 | 0. 9 | 801 | 0. 8 | 2, 743 | 0. 9 | 1, 424 | 897 | 422 | 166 | 629 | 385 | 1, 300 | 310 | 814 |
| Wales..... | 587 | 0. 1 | 111 | 0. 1 | 476 | 0. 2 | 240 | 145 | 61 | 20 | 102 | 65 | 212 | 26 | 162 |
| Northern Ireland..... | 1, 753 | 0. 4 | 329 | 0. 3 | 1, 424 | 0. 5 | 805 | 597 | 222 | 100 | 405 | 128 | 571 | 101 | 448 |
| Irish Free State..... | 0, 334 | 1. 5 | 863 | 0. 8 | 5, 471 | 1. 8 | 3, 134 | 1, 640 | 691 | 322 | 1, 601 | 277 | 2, 129 | 264 | 1, 651 |
| Norway..... | 124, 522 | 30. 0 | 31, 337 | 29. 8 | 93, 185 | 30. 1 | 55, 946 | 23, 804 | 12, 435 | 4, 352 | 13, 871 | 10, 342 | 57, 042 | 7, 643 | 22, 272 |
| Sweden..... | 29, 893 | 7. 2 | 8, 470 | 8. 1 | 21, 423 | 6. 9 | 13, 485 | 5, 711 | 2, 227 | 1, 387 | 3, 946 | 5, 210 | 12, 716 | 1, 864 | 4, 761 |
| Denmark..... | 10, 524 | 2. 5 | 2, 936 | 2. 8 | 7, 588 | 2. 5 | 4, 737 | 2, 113 | 738 | 422 | 1, 242 | 1, 780 | 4, 566 | 725 | 1, 780 |
| Netherlands..... | 2, 659 | 0. 6 | 658 | 0. 6 | 2, 001 | 0. 6 | 1, 001 | 698 | 262 | 63 | 164 | 462 | 1, 420 | 143 | 411 |
| Belgium..... | 857 | 0. 2 | 238 | 0. 2 | 619 | 0. 2 | 379 | 174 | 66 | 27 | 63 | 173 | 440 | 43 | 110 |
| Luxemburg..... | 897 | 0. 2 | 202 | 0. 2 | 695 | 0. 2 | 443 | 190 | 53 | 27 | 71 | 120 | 413 | 55 | 211 |
| Switzerland..... | 1, 877 | 0. 5 | 369 | 0. 4 | 1, 508 | 0. 5 | 827 | 488 | 193 | 50 | 277 | 109 | 809 | 111 | 422 |
| France..... | 1, 281 | 0. 3 | 237 | 0. 2 | 1, 044 | 0. 3 | 556 | 311 | 168 | 62 | 282 | 91 | 407 | 94 | 295 |
| Germany..... | 54, 545 | 13. 2 | 10, 114 | 9. 6 | 44, 431 | 14. 4 | 26, 573 | 12, 324 | 5, 534 | 1, 407 | 7, 150 | 5, 791 | 26, 920 | 2, 916 | 10, 361 |
| Poland..... | 7, 651 | 1. 8 | 2, 128 | 2. 0 | 5, 523 | 1. 8 | 4, 012 | 1, 212 | 290 | 144 | 318 | 1, 547 | 4, 397 | 437 | 808 |
| Czechoslovakia..... | 7, 520 | 1. 8 | 1, 869 | 1. 8 | 5, 650 | 1. 8 | 3, 028 | 1, 536 | 606 | 151 | 500 | 1, 283 | 4, 000 | 435 | 1, 064 |
| Austria..... | 4, 759 | 1. 1 | 1, 407 | 1. 3 | 3, 349 | 1. 1 | 2, 062 | 883 | 404 | 184 | 436 | 732 | 2, 024 | 491 | 889 |
| Hungary..... | 3, 000 | 0. 7 | 898 | 0. 9 | 2, 102 | 0. 7 | 1, 584 | 361 | 157 | 83 | 166 | 573 | 1, 548 | 242 | 389 |
| Yugoslavia..... | 881 | 0. 2 | 330 | 0. 3 | 545 | 0. 2 | 463 | 64 | 18 | 51 | 58 | 178 | 360 | 107 | 121 |
| Russia..... | 87, 072 | 21. 0 | 22, 617 | 21. 5 | 64, 455 | 20. 8 | 47, 553 | 11, 600 | 5, 206 | 2, 289 | 4, 893 | 14, 809 | 48, 604 | 5, 619 | 10, 958 |
| Latvia..... | 60 | | 33 | | 27 | | 20 | 1 | | 13 | 18 | 10 | 3 | 10 | 11 |
| Lithuania..... | 244 | 0. 1 | 121 | 0. 1 | 123 | | 106 | 11 | 6 | 0 | 80 | 44 | 38 | 8 | 5 |
| Finland..... | 3, 331 | 0. 8 | 873 | 0. 8 | 2, 458 | 0. 8 | 1, 594 | 572 | 292 | 28 | 105 | 711 | 2, 004 | 134 | 349 |
| Rumania..... | 8, 455 | 2. 0 | 2, 518 | 2. 4 | 5, 937 | 1. 9 | 4, 491 | 1, 056 | 360 | 172 | 265 | 1, 715 | 4, 728 | 631 | 944 |
| Bulgaria..... | 82 | | 39 | | 43 | | 13 | 21 | 9 | 12 | 10 | 13 | 12 | 14 | 21 |
| Greece..... | 554 | 0. 1 | 303 | 0. 3 | 251 | 0. 1 | 121 | 109 | 224 | 148 | 9 | 17 | 70 | 86 | 86 |
| Italy..... | 272 | 0. 1 | 102 | 0. 1 | 170 | 0. 1 | 121 | 49 | 5 | 45 | 77 | 24 | 50 | 33 | 43 |
| Spain..... | 23 | | 8 | | 15 | | 2 | 6 | 1 | 6 | 11 | 1 | 3 | 2 | 1 |
| Portugal..... | 4 | | 1 | | 3 | | 1 | 1 | 1 | 1 | 1 | 1 | 1 | 1 | 1 |
| Other Europe..... | 2, 463 | 0. 6 | 768 | 0. 7 | 1, 705 | 0. 6 | 1, 216 | 294 | 105 | 69 | 171 | 437 | 1, 052 | 252 | 482 |
| Asia: | | | | | | | | | | | | | | | |
| Syria..... | 725 | 0. 2 | 235 | 0. 2 | 490 | 0. 2 | 383 | 106 | 1 | 61 | 121 | 109 | 253 | 65 | 116 |
| Turkey in Asia..... | 70 | | 38 | | 32 | | 24 | 8 | | 14 | 7 | 12 | 15 | 12 | 10 |
| Other Asia..... | 150 | | 54 | | 96 | | 40 | 4 | | 27 | 33 | 9 | 30 | 18 | 33 |
| America: | | | | | | | | | | | | | | | |
| Canada—French..... | 0, 084 | 1. 5 | 1, 354 | 1. 3 | 4, 780 | 1. 5 | 2, 363 | 1, 557 | 810 | 267 | 1, 034 | 644 | 2, 478 | 443 | 1, 218 |
| Canada—Other..... | 34, 093 | 8. 2 | 10, 887 | 10. 4 | 23, 206 | 7. 5 | 10, 052 | 7, 916 | 5, 238 | 2, 260 | 4, 889 | 4, 728 | 11, 231 | 3, 899 | 7, 086 |
| Newfoundland..... | 30 | | 11 | | 19 | | 6 | 4 | | 3 | 5 | 6 | 7 | 8 | 8 |
| West Indies..... | 12 | | 0 | | 0 | | 0 | 4 | | 2 | 2 | 3 | 1 | 3 | 3 |
| Mexico..... | 64 | | 32 | | 32 | | 18 | 11 | | 2 | 5 | 10 | 14 | 13 | 13 |
| Central and South America..... | 97 | | 46 | | 51 | | 8 | 80 | 13 | 12 | 11 | 26 | 37 | 8 | 3 |
| All other..... | 307 | 0. 1 | 127 | 0. 1 | 180 | 0. 1 | 82 | 85 | 13 | 34 | 39 | 58 | 91 | 35 | 50 |
| South Dakota..... | 294, 075 | 100. 0 | 65, 648 | 100. 0 | 228, 427 | 100. 0 | 132, 497 | 64, 935 | 30, 965 | 11, 312 | 38, 404 | 38, 153 | 138, 004 | 18, 183 | 52, 019 |
| Europe: | | | | | | | | | | | | | | | |
| England..... | 11, 009 | 3. 8 | 2, 159 | 3. 3 | 8, 850 | 3. 9 | 3, 565 | 3, 528 | 1, 317 | 794 | 2, 517 | 682 | 3, 793 | 683 | 2, 030 |
| Scotland..... | 3, 245 | 1. 1 | 612 | 0. 9 | 2, 633 | 1. 2 | 1, 159 | 959 | 515 | 772 | 227 | 1, 103 | 1, 768 | 179 | 768 |
| Wales..... | 1, 520 | 0. 5 | 265 | 0. 4 | 1, 255 | 0. 5 | 596 | 421 | 238 | 61 | 287 | 122 | 581 | 82 | 387 |
| Northern Ireland..... | 2, 481 | 0. 8 | 361 | 0. 5 | 2, 120 | 0. 9 | 1, 100 | 725 | 305 | 85 | 522 | 162 | 974 | 104 | 634 |
| Irish Free State..... | 9, 209 | 3. 1 | 862 | 1. 3 | 8, 347 | 3. 7 | 4, 600 | 2, 571 | 1, 086 | 290 | 2, 404 | 304 | 3, 430 | 262 | 2, 453 |
| Norway..... | 55, 712 | 18. 9 | 13, 061 | 19. 9 | 42, 651 | 18. 7 | 25, 476 | 11, 163 | 6, 012 | 2, 079 | 7, 202 | 7, 600 | 25, 724 | 3, 482 | 9, 725 |
| Sweden..... | 23, 503 | 8. 0 | 6, 540 | 10. 0 | 17, 023 | 7. 5 | 10, 655 | 4, 412 | 1, 956 | 1, 050 | 2, 910 | 3, 913 | 10, 519 | 1, 677 | 3, 588 |
| Denmark..... | 18, 214 | 6. 2 | 5, 298 | 8. 1 | 12, 916 | 5. 7 | 7, 963 | 3, 050 | 1, 304 | 678 | 1, 705 | 3, 282 | 8, 458 | 1, 338 | 2, 763 |
| Netherlands..... | 10, 829 | 3. 7 | 3, 008 | 4. 7 | 7, 821 | 3. 4 | 4, 416 | 2, 328 | 1, 019 | 188 | 541 | 2, 301 | 5, 956 | 579 | 1, 264 |
| Belgium..... | 849 | 0. 3 | 239 | 0. 4 | 610 | 0. 3 | 358 | 212 | 40 | 31 | 103 | 179 | 420 | 29 | 87 |
| Luxemburg..... | 1, 789 | 0. 6 | 380 | 0. 6 | 1, 409 | 0. 6 | 732 | 504 | 178 | 54 | 177 | 282 | 919 | 94 | 313 |
| Switzerland..... | 2, 717 | 0. 9 | 618 | 0. 9 | 2, 099 | 0. 9 | 1, 091 | 734 | 274 | 189 | 417 | 274 | 1, 179 | 155 | 503 |
| France..... | 1, 581 | 0. 5 | 229 | 0. 3 | 1, 352 | 0. 5 | 628 | 407 | 227 | 58 | 305 | 112 | 609 | 59 | 378 |
| Germany..... | 74, 337 | 25. 3 | 12, 739 | 19. 4 | 61, 598 | 27. 0 | 35, 456 | 17, 941 | 8, 201 | 1, 965 | 9, 991 | 7, 053 | 37, 934 | 3, 718 | 13, 673 |
| Poland..... | 2, 656 | 0. 9 | 717 | 1. 1 | 1, 939 | 0. 8 | 1, 281 | 517 | 141 | 141 | 292 | 393 | 1, 301 | 180 | 346 |
| Czechoslovakia..... | 10, 650 | 3. 6 | 2, 589 | 3. 9 | 8, 061 | 3. 5 | 5, 197 | 1, 702 | 1, 102 | 178 | 444 | 1, 674 | 5, 889 | 737 | 1, 748 |
| Austria..... | 2, 519 | 0. 9 | 678 | 1. 0 | 1, 841 | 0. 8 | 1, 006 | 466 | 279 | 113 | 268 | 374 | 1, 173 | 191 | 395 |
| Hungary..... | 743 | 0. 3 | 231 | 0. 4 | 512 | 0. 2 | 324 | 126 | 62 | 19 | 41 | 147 | 361 | 65 | 110 |
| Yugoslavia..... | 565 | 0. 2 | 223 | 0. 3 | 342 | 0. 1 | 250 | 72 | 14 | 136 | 186 | 60 | 124 | 27 | 32 |
| Russia..... | 37, 632 | 12. 8 | 9, 023 | 13. 7 | 28, 609 | 12. 5 | 10, 935 | 6, 060 | 2, 614 | 1, 025 | 2, 396 | 5, 077 | 20, 421 | 2, 921 | 5, 792 |
| Latvia..... | 23 | | 7 | | 16 | | 8 | 8 | | 2 | 2 | 9 | 2 | 7 | 7 |
| Lithuania..... | 113 | | 40 | | 73 | | 41 | 25 | 1 | 18 | 16 | 24 | 38 | 4 | 13 |
| Finland..... | 3, 100 | 1. 1 | 825 | 1. 3 | 2, 275 | 1. 0 | 1, 604 | 479 | 192 | 145 | 412 | 513 | 1, 603 | 167 | 361 |
| Rumania..... | 1, 261 | 0. 4 | 410 | 0. 6 | 851 | 0. 4 | 534 | 207 | 110 | 45 | 70 | 176 | 503 | 189 | 278 |
| Bulgaria..... | 82 | | 40 | | 36 | | 7 | 26 | 8 | 21 | 15 | 18 | 20 | 7 | 1 |
| Greece..... | 13 | | 3 | | 10 | | 3 | 7 | | 2 | 3 | 3 | 5 | 2 | 7 |
| Turkey in Europe..... | 511 | 0. 2 | 279 | 0. 4 | 232 | 0. 1 | 104 | 127 | 1 | 245 | 203 | 7 | 100 | 63 | 24 |
| Italy..... | 841 | 0. 3 | 305 | 0. 5 | 536 | 0. 2 | 378 | 140 | 18 | 178 | 339 | 64 | 100 | 63 | 97 |
| Spain..... | 25 | | 7 | | 18 | | 9 | 5 | 4 | 4 | 9 | 2 | 1 | 1 | 8 |
| | | | | | | | | | | | | | | | |

POPULATION

TABLE 10.—COUNTRY OF ORIGIN OF THE FOREIGN WHITE STOCK IN THE URBAN, RURAL-FARM, AND RURAL-NONFARM POPULATION, BY NATIVITY AND PARENTAGE, BY DIVISIONS AND STATES: 1930—Con.

| DIVISION OR STATE OF RESIDENCE AND COUNTRY OF ORIGIN | TOTAL FOREIGN WHITE STOCK | | FOREIGN-BORN WHITE | | NATIVE WHITE—FOREIGN OR MIXED PARENTAGE | | | | URBAN | | RURAL-FARM | | RURAL-NONFARM | | |
|--|---------------------------|----------|--------------------|----------|---|----------|----------------------|----------------|----------------|--------------------|---|--------------------|---|--------------------|---|
| | Number | Per cent | Number | Per cent | Total | | Both parents foreign | Father foreign | Mother foreign | Foreign-born white | Native white—Foreign or mixed parentage | Foreign-born white | Native white—Foreign or mixed parentage | Foreign-born white | Native white—Foreign or mixed parentage |
| | | | | | Number | Per cent | | | | | | | | | |
| Nebraska | 479,853 | 100.0 | 115,346 | 100.0 | 364,507 | 100.0 | 218,227 | 101,592 | 46,058 | 49,227 | 123,996 | 39,519 | 172,214 | 26,600 | 68,297 |
| Europe: | | | | | | | | | | | | | | | |
| England | 23,384 | 4.9 | 4,213 | 3.7 | 19,171 | 5.3 | 6,954 | 7,986 | 4,231 | 2,214 | 7,810 | 922 | 6,471 | 1,077 | 4,800 |
| Scotland | 6,862 | 1.4 | 1,223 | 1.1 | 5,639 | 1.5 | 2,425 | 2,181 | 1,033 | 708 | 2,478 | 256 | 1,786 | 250 | 1,375 |
| Wales | 2,278 | 0.5 | 383 | 0.3 | 1,895 | 0.5 | 884 | 676 | 335 | 155 | 713 | 136 | 753 | 92 | 429 |
| Northern Ireland | 5,131 | 1.1 | 801 | 0.7 | 4,330 | 1.2 | 2,176 | 1,450 | 704 | 413 | 1,903 | 197 | 1,365 | 191 | 1,062 |
| Irish Free State | 21,054 | 4.4 | 2,502 | 2.2 | 18,552 | 5.1 | 10,626 | 5,438 | 2,488 | 1,426 | 9,805 | 531 | 5,553 | 535 | 3,094 |
| Norway | 7,461 | 1.6 | 1,091 | 1.5 | 5,770 | 1.6 | 3,336 | 1,512 | 922 | 568 | 1,092 | 668 | 2,506 | 455 | 1,272 |
| Sweden | 50,087 | 10.4 | 14,335 | 12.4 | 35,752 | 9.8 | 23,438 | 8,478 | 3,836 | 4,961 | 10,950 | 5,399 | 17,700 | 3,075 | 7,102 |
| Denmark | 33,798 | 7.0 | 10,210 | 8.9 | 23,588 | 6.5 | 15,161 | 6,224 | 2,203 | 3,840 | 7,615 | 3,953 | 11,556 | 2,412 | 4,417 |
| Netherlands | 3,299 | 0.7 | 620 | 0.5 | 2,679 | 0.7 | 1,375 | 866 | 438 | 150 | 633 | 254 | 1,390 | 216 | 650 |
| Belgium | 1,430 | 0.3 | 523 | 0.5 | 907 | 0.2 | 573 | 221 | 113 | 310 | 365 | 159 | 408 | 54 | 134 |
| Luxemburg | 1,130 | 0.2 | 204 | 0.2 | 926 | 0.3 | 529 | 316 | 81 | 37 | 181 | 95 | 532 | 72 | 213 |
| Switzerland | 6,495 | 1.4 | 1,364 | 1.2 | 5,131 | 1.4 | 2,776 | 1,050 | 705 | 384 | 1,353 | 654 | 2,326 | 326 | 952 |
| France | 3,038 | 0.8 | 558 | 0.5 | 3,080 | 0.8 | 1,471 | 1,122 | 487 | 281 | 1,307 | 143 | 1,084 | 134 | 639 |
| Germany | 168,329 | 35.1 | 32,544 | 28.2 | 135,785 | 37.3 | 79,232 | 39,712 | 10,841 | 9,101 | 33,169 | 14,674 | 76,729 | 8,809 | 25,887 |
| Poland | 16,179 | 3.4 | 4,445 | 3.9 | 11,734 | 3.2 | 8,137 | 2,883 | 714 | 2,913 | 5,824 | 961 | 4,684 | 571 | 1,229 |
| Czechoslovakia | 52,031 | 10.8 | 14,313 | 12.4 | 37,718 | 10.3 | 25,140 | 8,199 | 4,373 | 5,302 | 10,872 | 5,225 | 20,003 | 3,780 | 6,843 |
| Austria | 6,720 | 1.4 | 1,863 | 1.6 | 4,857 | 1.3 | 2,703 | 1,242 | 822 | 772 | 1,059 | 645 | 2,427 | 446 | 761 |
| Hungary | 1,075 | 0.2 | 372 | 0.3 | 703 | 0.2 | 511 | 110 | 82 | 287 | 521 | 46 | 124 | 39 | 58 |
| Yugoslavia | 1,851 | 0.4 | 762 | 0.7 | 1,089 | 0.3 | 878 | 190 | 21 | 661 | 900 | 37 | 79 | 101 | 71 |
| Russia | 31,820 | 6.6 | 11,234 | 9.7 | 20,586 | 5.6 | 16,493 | 2,717 | 1,370 | 6,951 | 10,280 | 3,149 | 8,446 | 1,134 | 1,800 |
| Latvia | 201 | 0.1 | 145 | 0.1 | 146 | 0.0 | 137 | 8 | 1 | 130 | 138 | 3 | 9 | 5 | 5 |
| Lithuania | 1,431 | 0.3 | 589 | 0.5 | 842 | 0.2 | 720 | 103 | 19 | 520 | 735 | 27 | 38 | 42 | 69 |
| Finland | 142 | 0.0 | 48 | 0.0 | 94 | 0.0 | 63 | 6 | 2 | 24 | 56 | 11 | 20 | 13 | 18 |
| Rumania | 746 | 0.2 | 336 | 0.3 | 410 | 0.1 | 300 | 77 | 33 | 282 | 268 | 26 | 68 | 28 | 44 |
| Bulgaria | 68 | 0.0 | 30 | 0.0 | 38 | 0.0 | 14 | 22 | 2 | 20 | 20 | 4 | 9 | 6 | 9 |
| Turkey in Europe | 5 | 0.0 | 3 | 0.0 | 2 | 0.0 | 2 | 2 | 0 | 3 | 2 | 0 | 0 | 0 | 0 |
| Greece | 1,513 | 0.3 | 822 | 0.7 | 691 | 0.2 | 394 | 290 | 7 | 652 | 494 | 83 | 129 | 37 | 68 |
| Italy | 8,989 | 1.9 | 3,642 | 3.2 | 5,347 | 1.5 | 4,594 | 686 | 67 | 3,374 | 4,907 | 141 | 245 | 127 | 195 |
| Spain | 55 | 0.0 | 18 | 0.0 | 37 | 0.0 | 13 | 16 | 8 | 8 | 28 | 4 | 2 | 6 | 7 |
| Portugal | 21 | 0.0 | 4 | 0.0 | 17 | 0.0 | 11 | 6 | 0 | 2 | 5 | 1 | 7 | 1 | 5 |
| Other Europe | 808 | 0.2 | 102 | 0.1 | 646 | 0.2 | 418 | 133 | 100 | 121 | 340 | 20 | 207 | 21 | 99 |
| Asia: | | | | | | | | | | | | | | | |
| Syria | 1,128 | 0.2 | 369 | 0.3 | 759 | 0.2 | 620 | 119 | 20 | 221 | 470 | 56 | 124 | 92 | 165 |
| Turkey in Asia | 56 | 0.0 | 28 | 0.0 | 28 | 0.0 | 18 | 10 | 0 | 21 | 17 | 4 | 9 | 3 | 2 |
| Other Asia | 238 | 0.0 | 112 | 0.1 | 126 | 0.0 | 54 | 51 | 21 | 66 | 11 | 31 | 35 | 29 | 29 |
| America: | | | | | | | | | | | | | | | |
| Canada—French | 2,591 | 0.5 | 436 | 0.4 | 2,155 | 0.6 | 801 | 894 | 480 | 209 | 1,000 | 114 | 661 | 113 | 494 |
| Canada—Other | 16,477 | 3.4 | 3,942 | 3.4 | 12,535 | 3.4 | 2,797 | 5,784 | 3,954 | 1,881 | 5,210 | 892 | 4,028 | 1,169 | 3,291 |
| Newfoundland | 77 | 0.0 | 34 | 0.0 | 43 | 0.0 | 18 | 17 | 13 | 20 | 41 | 1 | 4 | 2 | 2 |
| West Indies | 52 | 0.0 | 15 | 0.0 | 37 | 0.0 | 10 | 19 | 8 | 7 | 20 | 3 | 9 | 5 | 8 |
| Mexico | 399 | 0.1 | 212 | 0.2 | 187 | 0.1 | 135 | 30 | 13 | 92 | 88 | 38 | 38 | 82 | 61 |
| Central and South America | 194 | 0.0 | 48 | 0.1 | 126 | 0.0 | 44 | 33 | 49 | 32 | 50 | 28 | 43 | 8 | 33 |
| All other | 520 | 0.1 | 171 | 0.1 | 349 | 0.1 | 155 | 106 | 88 | 83 | 156 | 46 | 121 | 42 | 72 |
| Kansas | 339,405 | 100.0 | 69,716 | 100.0 | 269,689 | 100.0 | 144,600 | 87,272 | 37,817 | 23,349 | 86,670 | 26,217 | 124,167 | 20,150 | 58,892 |
| Europe: | | | | | | | | | | | | | | | |
| England | 30,925 | 9.1 | 5,268 | 7.6 | 25,657 | 9.5 | 8,668 | 11,560 | 5,429 | 2,276 | 10,146 | 1,470 | 9,096 | 1,522 | 6,415 |
| Scotland | 9,664 | 2.8 | 1,778 | 2.6 | 7,886 | 2.9 | 3,214 | 3,071 | 1,601 | 729 | 3,217 | 454 | 2,513 | 695 | 2,166 |
| Wales | 3,881 | 1.1 | 785 | 1.1 | 3,096 | 1.1 | 1,482 | 1,120 | 494 | 330 | 1,320 | 265 | 1,073 | 190 | 708 |
| Northern Ireland | 6,018 | 1.8 | 780 | 1.1 | 5,238 | 1.9 | 2,448 | 2,002 | 788 | 371 | 2,381 | 226 | 1,724 | 183 | 1,133 |
| Irish Free State | 20,092 | 5.9 | 1,921 | 2.8 | 18,171 | 6.7 | 9,506 | 6,213 | 2,452 | 947 | 8,061 | 469 | 6,057 | 605 | 4,053 |
| Norway | 3,450 | 1.0 | 746 | 1.1 | 2,704 | 1.0 | 1,499 | 791 | 414 | 223 | 813 | 362 | 1,344 | 161 | 547 |
| Sweden | 28,200 | 8.3 | 7,315 | 10.5 | 20,885 | 7.7 | 13,310 | 5,158 | 2,417 | 2,275 | 6,346 | 3,041 | 10,207 | 1,999 | 4,332 |
| Denmark | 6,916 | 2.0 | 1,723 | 2.5 | 5,193 | 1.9 | 2,836 | 1,787 | 570 | 600 | 1,660 | 770 | 2,588 | 1,045 | 1,456 |
| Netherlands | 2,665 | 0.8 | 513 | 0.7 | 2,152 | 0.8 | 1,170 | 720 | 265 | 144 | 575 | 282 | 1,133 | 87 | 307 |
| Belgium | 3,152 | 0.9 | 1,008 | 1.4 | 2,144 | 0.8 | 1,189 | 662 | 303 | 256 | 643 | 415 | 935 | 427 | 576 |
| Luxemburg | 690 | 0.2 | 129 | 0.2 | 561 | 0.2 | 289 | 215 | 57 | 26 | 128 | 72 | 336 | 31 | 97 |
| Switzerland | 8,922 | 2.6 | 1,594 | 2.3 | 7,328 | 2.7 | 3,613 | 2,628 | 1,087 | 374 | 1,829 | 818 | 3,938 | 402 | 1,561 |
| France | 6,733 | 2.0 | 1,271 | 1.8 | 5,462 | 2.0 | 2,629 | 2,084 | 749 | 408 | 2,050 | 340 | 1,881 | 523 | 1,531 |
| Germany | 107,380 | 31.6 | 17,384 | 24.9 | 89,996 | 33.4 | 49,104 | 29,746 | 11,146 | 5,184 | 26,689 | 7,772 | 45,769 | 4,428 | 17,648 |
| Poland | 5,811 | 1.7 | 1,915 | 2.7 | 3,896 | 1.4 | 2,841 | 807 | 248 | 1,224 | 3,671 | 367 | 1,209 | 324 | 534 |
| Czechoslovakia | 11,945 | 3.5 | 3,044 | 4.4 | 8,901 | 3.3 | 5,612 | 2,093 | 1,196 | 439 | 1,047 | 1,674 | 6,055 | 931 | 1,799 |
| Austria | 7,494 | 2.2 | 2,164 | 3.1 | 5,330 | 2.0 | 3,222 | 1,987 | 721 | 664 | 1,625 | 783 | 2,501 | 717 | 1,204 |
| Hungary | 1,045 | 0.3 | 334 | 0.5 | 711 | 0.3 | 450 | 175 | 86 | 111 | 147 | 101 | 394 | 122 | 170 |
| Yugoslavia | 7,173 | 2.1 | 2,781 | 4.0 | 4,392 | 1.6 | 3,957 | 355 | 80 | 1,820 | 2,997 | 250 | 409 | 711 | 986 |
| Russia | 36,400 | 10.7 | 8,781 | 12.6 | 27,619 | 10.2 | 19,130 | 5,874 | 2,615 | 1,848 | 4,757 | 4,366 | 17,653 | 2,577 | 5,209 |
| Latvia | 22 | 0.0 | 11 | 0.0 | 11 | 0.0 | 11 | 1 | 0 | 7 | 1 | 1 | 2 | 3 | 1 |
| Lithuania | 304 | 0.1 | 158 | 0.2 | 236 | 0.1 | 194 | 35 | 7 | 133 | 195 | 7 | 21 | 18 | 20 |
| Finland | 135 | 0.0 | 52 | 0.1 | 83 | 0.0 | 43 | 32 | 8 | 28 | 44 | 7 | 19 | 17 | 20 |
| Rumania | 1,036 | 0.3 | 324 | 0.5 | 712 | 0.3 | 502 | 155 | 55 | 55 | 66 | 197 | 523 | 72 | 123 |
| Bulgaria | 64 | 0.0 | 29 | 0.0 | 25 | 0.0 | 6 | 19 | 0 | 18 | 1 | 1 | 6 | 10 | 8 |
| Turkey in Europe | 1 | 0.0 | 1 | 0.0 | 1 | 0.0 | 1 | 1 | 0 | 1 | 1 | 0 | 0 | 0 | 0 |
| Greece | 1,014 | 0.3 | 534 | 0.8 | 480 | 0.2 | 232 | 246 | 2 | 440 | 404 | 22 | 35 | 72 | 41 |
| Italy | 5,827 | 1.7 | 2,165 | 3.1 | 3,662 | 1.4 | 2,870 | 721 | 71 | 349 | 813 | 297 | 511 | 1,519 | 2,338 |
| Spain | 265 | 0.1 | 102 | 0.1 | 163 | 0.1 | 103 | 37 | 23 | 71 | 114 | 5 | 16 | 20 | 33 |
| Portugal | 18 | 0.0 | 6 | 0.0 | 12 | 0.0 | 7 | | | | | | | | |

COUNTRY OF ORIGIN OF THE FOREIGN WHITE STOCK

299

TABLE 10.—COUNTRY OF ORIGIN OF THE FOREIGN WHITE STOCK IN THE URBAN, RURAL-FARM, AND RURAL-NONFARM POPULATION, BY NATIVITY AND PARENTAGE, BY DIVISIONS AND STATES: 1930—Con.

| DIVISION OR STATE OF RESIDENCE AND COUNTRY OF ORIGIN | TOTAL FOREIGN WHITE STOCK | | FOREIGN-BORN WHITE | | NATIVE WHITE—FOREIGN OR MIXED PARENTAGE | | | URBAN | | RURAL-FARM | | RURAL-NONFARM | | | |
|--|---------------------------|----------|--------------------|----------|---|----------|----------------------|----------------|----------------|--------------------|---|--------------------|---|--------------------|---|
| | Number | Per cent | Number | Per cent | Total | | Both parents foreign | Father foreign | Mother foreign | Foreign-born white | Native white—Foreign or mixed parentage | Foreign-born white | Native white—Foreign or mixed parentage | Foreign-born white | Native white—Foreign or mixed parentage |
| | | | | | Number | Per cent | | | | | | | | | |
| Delaware..... | 50,870 | 100.0 | 16,885 | 100.0 | 33,785 | 100.0 | 23,477 | 6,682 | 3,628 | 13,187 | 26,384 | 1,248 | 2,204 | 2,450 | 5,197 |
| Europe: | | | | | | | | | | | | | | | |
| England..... | 4,199 | 8.3 | 1,302 | 7.7 | 2,897 | 8.6 | 1,135 | 1,078 | 684 | 789 | 1,853 | 124 | 241 | 380 | 803 |
| Scotland..... | 1,380 | 2.7 | 562 | 3.3 | 818 | 2.4 | 330 | 227 | 205 | 328 | 522 | 36 | 46 | 198 | 250 |
| Wales..... | 214 | 0.4 | 45 | 0.3 | 169 | 0.5 | 70 | 68 | 31 | 30 | 111 | 2 | 12 | 13 | 46 |
| Northern Ireland..... | 3,473 | 6.9 | 900 | 5.3 | 2,573 | 7.6 | 1,620 | 482 | 471 | 731 | 2,058 | 80 | 121 | 133 | 304 |
| Irish Free State..... | 6,175 | 12.2 | 1,364 | 8.1 | 4,811 | 14.2 | 3,201 | 772 | 838 | 1,109 | 3,861 | 63 | 185 | 192 | 765 |
| Norway..... | 223 | 0.4 | 141 | 0.8 | 82 | 0.2 | 47 | 15 | 20 | 107 | 48 | 6 | 17 | 28 | 17 |
| Sweden..... | 718 | 1.4 | 294 | 1.7 | 424 | 1.3 | 260 | 83 | 81 | 180 | 281 | 44 | 36 | 70 | 107 |
| Denmark..... | 205 | 0.4 | 99 | 0.6 | 106 | 0.3 | 53 | 32 | 21 | 61 | 46 | 16 | 17 | 22 | 44 |
| Netherlands..... | 133 | 0.3 | 56 | 0.3 | 77 | 0.2 | 35 | 30 | 12 | 40 | 42 | 7 | 8 | 9 | 27 |
| Belgium..... | 52 | 0.1 | 20 | 0.2 | 23 | 0.1 | 6 | 5 | 12 | 13 | 5 | 15 | 12 | 1 | 6 |
| Luxemburg..... | | | | | | | | | | | | | | | |
| Switzerland..... | 213 | 0.4 | 75 | 0.4 | 138 | 0.4 | 68 | 36 | 9 | 51 | 89 | 20 | 20 | 4 | 29 |
| France..... | 543 | 1.1 | 147 | 0.9 | 306 | 1.2 | 184 | 128 | 84 | 91 | 260 | 26 | 26 | 80 | 110 |
| Germany..... | 5,560 | 11.0 | 1,459 | 8.6 | 4,101 | 12.1 | 2,593 | 1,065 | 443 | 886 | 2,606 | 222 | 402 | 351 | 1,003 |
| Poland..... | 8,939 | 17.6 | 2,954 | 17.5 | 5,985 | 17.7 | 5,056 | 718 | 211 | 2,676 | 5,464 | 107 | 220 | 171 | 301 |
| Czechoslovakia..... | 855 | 0.7 | 169 | 0.9 | 190 | 0.6 | 174 | 17 | 5 | 45 | 50 | 79 | 104 | 35 | 42 |
| Austria..... | 1,192 | 2.4 | 435 | 2.6 | 757 | 2.2 | 605 | 120 | 32 | 344 | 637 | 29 | 39 | 62 | 81 |
| Hungary..... | 351 | 0.7 | 167 | 0.9 | 184 | 0.6 | 145 | 34 | 15 | 80 | 118 | 50 | 52 | 21 | 24 |
| Yugoslavia..... | 10 | | 7 | | 3 | | 3 | | | 1 | | 3 | 3 | 3 | |
| Russia..... | 3,488 | 6.9 | 1,450 | 8.6 | 2,038 | 6.0 | 1,736 | 238 | 65 | 1,803 | 1,822 | 36 | 48 | 111 | 168 |
| Latvia..... | 44 | 0.1 | 29 | 0.2 | 15 | | 15 | | | 21 | 3 | 3 | 1 | 5 | 4 |
| Lithuania..... | 217 | 0.4 | 90 | 0.5 | 127 | 0.4 | 105 | 13 | 9 | 80 | 103 | 7 | 11 | 3 | 13 |
| Finland..... | 85 | 0.2 | 50 | 0.3 | 35 | 0.1 | 20 | 2 | 7 | 23 | 10 | 14 | 8 | 13 | 17 |
| Rumania..... | 220 | 0.4 | 91 | 0.5 | 129 | 0.4 | 101 | 25 | 3 | 82 | 122 | 1 | 8 | 7 | |
| Bulgaria..... | 2 | | 2 | | 2 | | 2 | | | 2 | | | | | |
| Turkey in Europe..... | 7 | | 4 | | 3 | | 3 | | | 3 | | 1 | | | |
| Greece..... | 604 | 1.2 | 339 | 2.0 | 265 | 0.8 | 189 | 75 | 1 | 310 | 231 | 1 | 2 | 28 | 32 |
| Italy..... | 10,285 | 20.3 | 3,709 | 22.3 | 6,576 | 19.3 | 5,355 | 1,079 | 82 | 3,210 | 5,566 | 212 | 356 | 347 | 595 |
| Spain..... | 158 | 0.3 | 121 | 0.7 | 37 | 0.1 | 12 | 23 | 2 | 90 | 24 | 1 | | 21 | 13 |
| Portugal..... | 14 | | 7 | | 7 | | 4 | 3 | | 6 | 3 | | | 1 | 3 |
| Other Europe..... | 94 | 0.2 | 45 | 0.3 | 49 | 0.1 | 40 | 8 | 1 | 43 | 41 | | | 2 | 7 |
| Asia: | | | | | | | | | | | | | | | |
| Syria..... | 11 | | 5 | | 6 | | 1 | 2 | 3 | 1 | 1 | 1 | | 3 | 5 |
| Turkey in Asia..... | 26 | 0.1 | 21 | 0.1 | 15 | | 13 | 2 | | 18 | 14 | 1 | | 2 | 5 |
| Other Asia..... | 30 | 0.1 | 13 | 0.1 | 17 | 0.1 | 7 | 6 | 4 | 8 | 11 | | | 1 | 5 |
| America: | | | | | | | | | | | | | | | |
| Canada—French..... | 177 | 0.3 | 61 | 0.4 | 116 | 0.3 | 41 | 49 | 26 | 95 | 58 | 6 | 4 | 20 | 54 |
| Canada—Other..... | 909 | 1.9 | 399 | 2.4 | 570 | 1.7 | 142 | 200 | 228 | 214 | 270 | 70 | 114 | 115 | 186 |
| Newfoundland..... | 14 | | 8 | | 6 | | 3 | 3 | | 4 | 1 | 3 | 2 | 3 | 3 |
| West Indies..... | 66 | 0.1 | 43 | 0.3 | 23 | 0.1 | 9 | 9 | 5 | 30 | 12 | 4 | 2 | 9 | 9 |
| Mexico..... | 23 | | 14 | | 9 | | 4 | 4 | 1 | 7 | 2 | | | 7 | 7 |
| Central and South America..... | 110 | 0.2 | 84 | 0.5 | 26 | 0.1 | 1 | 18 | 7 | 73 | 18 | | 1 | 11 | 7 |
| All other..... | 81 | 0.2 | 55 | 0.3 | 26 | 0.1 | 5 | 13 | 8 | 47 | 12 | 2 | 2 | 6 | 12 |
| Maryland..... | 314,374 | 100.0 | 95,093 | 100.0 | 219,281 | 100.0 | 144,418 | 49,991 | 24,872 | 78,540 | 173,572 | 3,884 | 10,352 | 12,869 | 35,357 |
| Europe: | | | | | | | | | | | | | | | |
| England..... | 17,495 | 5.6 | 5,067 | 5.3 | 12,428 | 5.7 | 4,239 | 5,113 | 3,076 | 3,401 | 7,769 | 298 | 894 | 1,368 | 3,775 |
| Scotland..... | 7,035 | 2.2 | 1,920 | 2.0 | 5,115 | 2.3 | 2,260 | 1,742 | 1,113 | 1,125 | 2,765 | 91 | 256 | 704 | 2,004 |
| Wales..... | 2,029 | 0.6 | 477 | 0.5 | 1,552 | 0.7 | 693 | 553 | 270 | 299 | 902 | 16 | 75 | 162 | 575 |
| Northern Ireland..... | 4,792 | 1.5 | 813 | 0.9 | 3,979 | 1.8 | 2,217 | 1,017 | 745 | 612 | 2,940 | 34 | 183 | 167 | 552 |
| Irish Free State..... | 23,508 | 7.5 | 4,032 | 4.2 | 19,476 | 8.9 | 11,228 | 4,422 | 3,826 | 3,234 | 14,854 | 121 | 808 | 677 | 3,754 |
| Norway..... | 1,493 | 0.5 | 703 | 0.7 | 790 | 0.4 | 412 | 291 | 87 | 493 | 511 | 13 | 23 | 209 | 371 |
| Sweden..... | 2,038 | 0.7 | 704 | 0.8 | 1,324 | 0.6 | 732 | 444 | 148 | 504 | 843 | 51 | 117 | 104 | 210 |
| Denmark..... | 1,194 | 0.4 | 464 | 0.5 | 730 | 0.3 | 359 | 301 | 73 | 325 | 473 | 35 | 47 | 70 | 101 |
| Netherlands..... | 1,043 | 0.3 | 343 | 0.4 | 700 | 0.3 | 338 | 259 | 103 | 240 | 477 | 33 | 62 | 70 | 161 |
| Belgium..... | 314 | 0.1 | 152 | 0.2 | 162 | 0.1 | 73 | 53 | 86 | 112 | 110 | 4 | 10 | 35 | 86 |
| Luxemburg..... | 54 | | 10 | | 35 | | 22 | 13 | | 8 | 23 | | 4 | 7 | 8 |
| Switzerland..... | 1,500 | 0.5 | 497 | 0.5 | 1,003 | 0.5 | 498 | 354 | 151 | 276 | 695 | 86 | 126 | 135 | 282 |
| France..... | 2,878 | 0.9 | 773 | 0.8 | 2,105 | 1.0 | 921 | 795 | 389 | 498 | 1,375 | 58 | 136 | 217 | 594 |
| Germany..... | 94,892 | 30.2 | 18,925 | 19.9 | 75,967 | 34.6 | 46,508 | 20,338 | 9,121 | 14,173 | 57,696 | 1,411 | 4,074 | 3,341 | 13,297 |
| Poland..... | 35,845 | 11.4 | 12,027 | 12.6 | 23,818 | 10.9 | 10,529 | 3,043 | 1,215 | 10,939 | 21,007 | 332 | 623 | 756 | 1,588 |
| Czechoslovakia..... | 9,455 | 3.0 | 3,344 | 3.6 | 6,111 | 2.8 | 4,657 | 850 | 604 | 2,654 | 4,900 | 211 | 368 | 479 | 807 |
| Austria..... | 7,216 | 2.3 | 2,634 | 2.8 | 4,582 | 2.1 | 3,319 | 831 | 432 | 1,006 | 3,421 | 234 | 408 | 494 | 753 |
| Hungary..... | 2,743 | 0.9 | 1,219 | 1.3 | 1,524 | 0.7 | 1,258 | 159 | 107 | 760 | 941 | 204 | 252 | 379 | 503 |
| Yugoslavia..... | 557 | 0.2 | 275 | 0.3 | 282 | 0.1 | 197 | 61 | 24 | 104 | 139 | 24 | 30 | 37 | 113 |
| Russia..... | 45,708 | 14.5 | 18,782 | 19.8 | 26,926 | 12.3 | 23,010 | 2,372 | 1,043 | 17,917 | 25,637 | 138 | 201 | 727 | 1,086 |
| Latvia..... | 1,227 | 0.4 | 624 | 0.7 | 603 | 0.3 | 513 | 65 | 22 | 597 | 563 | 3 | 5 | 24 | 35 |
| Lithuania..... | 7,443 | 2.4 | 3,422 | 3.6 | 4,021 | 1.8 | 3,535 | 369 | 117 | 3,174 | 3,715 | 60 | 73 | 170 | 233 |
| Finland..... | 621 | 0.2 | 376 | 0.4 | 245 | 0.1 | 195 | 36 | 14 | 189 | 113 | 14 | 15 | 173 | 117 |
| Rumania..... | 1,720 | 0.5 | 811 | 0.9 | 909 | 0.4 | 778 | 90 | 41 | 702 | 700 | 17 | 34 | 62 | 115 |
| Bulgaria..... | 34 | | 16 | | 18 | | 9 | 9 | | 14 | 17 | | | 2 | 1 |
| Turkey in Europe..... | 7 | | 6 | | 1 | | 1 | | | 5 | | | | 1 | |
| Greece..... | 2,895 | 0.9 | 1,017 | 1.7 | 1,248 | 0.6 | 980 | 259 | 9 | 1,439 | 1,071 | 4 | 6 | 174 | 171 |
| Italy..... | 28,337 | 9.0 | 10,872 | 11.4 | 17,465 | 8.0 | 13,814 | 3,362 | 289 | 9,065 | 15,355 | 130 | 278 | 1,077 | 1,832 |
| Spain..... | 504 | 0.2 | 281 | 0.3 | 223 | 0.1 | 110 | 79 | 34 | 215 | 154 | 3 | 9 | 63 | 71 |
| Portugal..... | 82 | | 33 | | 49 | | 21 | 25 | 3 | 22 | 32 | | | 11 | 17 |
| Other Europe..... | 864 | 0.3 | 237 | 0.2 | 627 | 0.3 | 464 | 108 | 55 | 194 | 434 | 6 | 24 | 37 | 110 |
| Asia: | | | | | | | | | | | | | | | |
| Syria..... | 172 | 0.1 | 68 | 0.1 | 104 | | 70 | 32 | 2 | 52 | 86 | | | 16 | 18 |
| Turkey in Asia..... | 316 | 0.1 | 180 | 0.2 | 136 | 0.1 | 86 | 42 | 8 | 164 | 121 | 3 | 2 | 13 | 13 |
| Other Asia..... | 335 | 0.1 | 163 | 0.2 | 172 | 0.1 | 85 | 50 | 37 | 181 | 135 | 8 | 17 | 24 | 20 |
| America: | | | | | | | | | | | | | | | |
| Canada—French..... | 908 | | | | | | | | | | | | | | |

TABLE 10.—COUNTRY OF ORIGIN OF THE FOREIGN WHITE STOCK IN THE URBAN, RURAL-FARM, AND RURAL-NONFARM POPULATION, BY NATIVITY AND PARENTAGE, BY DIVISIONS AND STATES: 1930—Con.

| DIVISION OR STATE OF RESIDENCE AND COUNTRY OF ORIGIN | TOTAL FOREIGN WHITE STOCK | | FOREIGN-BORN WHITE | | NATIVE WHITE—FOREIGN OR MIXED PARENTAGE | | | URBAN | | RURAL-FARM | | RURAL-NONFARM | | | |
|--|---------------------------|----------|--------------------|----------|---|----------|----------------------|----------------|----------------|--------------------|---|--------------------|---|--------------------|---|
| | Number | Per cent | Number | Per cent | Total | | Both parents foreign | Father foreign | Mother foreign | Foreign-born white | Native white—Foreign or mixed parentage | Foreign-born white | Native white—Foreign or mixed parentage | Foreign-born white | Native white—Foreign or mixed parentage |
| | | | | | Number | Per cent | | | | | | | | | |
| District of Columbia..... | 91,487 | 100.0 | 29,932 | 100.0 | 61,555 | 100.0 | 36,809 | 15,820 | 8,926 | 29,932 | 61,555 | | | | |
| Europe: | | | | | | | | | | | | | | | |
| England..... | 9,398 | 10.3 | 2,835 | 9.5 | 6,563 | 10.7 | 2,277 | 2,614 | 1,672 | 2,835 | 6,563 | | | | |
| Scotland..... | 2,870 | 3.1 | 884 | 3.0 | 1,986 | 3.2 | 879 | 721 | 356 | 884 | 1,986 | | | | |
| Wales..... | 536 | 0.6 | 116 | 0.4 | 420 | 0.7 | 176 | 166 | 89 | 116 | 420 | | | | |
| Northern Ireland..... | 2,470 | 2.7 | 493 | 1.6 | 1,986 | 3.2 | 1,093 | 469 | 424 | 493 | 1,986 | | | | |
| Irish Free State..... | 14,805 | 16.2 | 3,026 | 10.1 | 11,779 | 19.1 | 6,775 | 2,708 | 2,298 | 3,026 | 11,779 | | | | |
| Norway..... | 761 | 0.8 | 228 | 0.8 | 533 | 0.9 | 314 | 129 | 90 | 228 | 533 | | | | |
| Sweden..... | 1,358 | 1.5 | 435 | 1.5 | 923 | 1.5 | 609 | 175 | 139 | 435 | 923 | | | | |
| Denmark..... | 610 | 0.7 | 229 | 0.8 | 381 | 0.6 | 212 | 127 | 42 | 229 | 381 | | | | |
| Netherlands..... | 464 | 0.5 | 151 | 0.5 | 313 | 0.5 | 121 | 141 | 51 | 151 | 313 | | | | |
| Belgium..... | 173 | 0.2 | 92 | 0.3 | 81 | 0.1 | 31 | 43 | 7 | 92 | 81 | | | | |
| Luxemburg..... | 28 | | 8 | | 20 | | 10 | 0 | 1 | 8 | 20 | | | | |
| Switzerland..... | 948 | 1.0 | 360 | 1.2 | 588 | 1.0 | 314 | 193 | 81 | 360 | 588 | | | | |
| France..... | 1,790 | 2.0 | 707 | 2.4 | 1,082 | 1.8 | 479 | 407 | 206 | 707 | 1,082 | | | | |
| Germany..... | 15,779 | 17.2 | 3,411 | 11.4 | 12,368 | 20.1 | 7,246 | 3,752 | 1,370 | 3,411 | 12,368 | | | | |
| Poland..... | 3,356 | 3.7 | 1,562 | 5.2 | 1,794 | 2.9 | 1,516 | 209 | 69 | 1,562 | 1,794 | | | | |
| Czechoslovakia..... | 461 | 0.5 | 193 | 0.6 | 268 | 0.4 | 200 | 38 | 30 | 193 | 268 | | | | |
| Austria..... | 1,322 | 1.4 | 493 | 1.6 | 829 | 1.3 | 697 | 155 | 77 | 493 | 829 | | | | |
| Hungary..... | 521 | 0.6 | 228 | 0.8 | 293 | 0.5 | 193 | 69 | 31 | 228 | 293 | | | | |
| Yugoslavia..... | 112 | 0.1 | 55 | 0.2 | 57 | 0.1 | 33 | 22 | 2 | 55 | 57 | | | | |
| Russia..... | 11,717 | 12.8 | 4,914 | 16.4 | 6,803 | 11.1 | 5,779 | 750 | 208 | 4,914 | 6,803 | | | | |
| Latvia..... | 203 | 0.3 | 142 | 0.5 | 126 | 0.2 | 105 | 9 | 12 | 142 | 126 | | | | |
| Lithuania..... | 575 | 0.6 | 256 | 0.9 | 319 | 0.5 | 268 | 43 | 10 | 256 | 319 | | | | |
| Finland..... | 144 | 0.2 | 69 | 0.2 | 75 | 0.1 | 56 | 14 | 5 | 69 | 75 | | | | |
| Rumania..... | 340 | 0.4 | 160 | 0.5 | 180 | 0.3 | 144 | 24 | 12 | 160 | 180 | | | | |
| Bulgaria..... | 24 | | 16 | 0.1 | 8 | | 5 | 3 | | 16 | 8 | | | | |
| Turkey in Europe..... | 37 | | 25 | 0.1 | 12 | | 11 | 1 | | 25 | 12 | | | | |
| Greece..... | 2,039 | 2.9 | 1,347 | 4.5 | 1,342 | 2.2 | 1,119 | 219 | 4 | 1,347 | 1,342 | | | | |
| Italy..... | 10,170 | 11.1 | 4,330 | 14.5 | 5,840 | 9.5 | 4,598 | 1,104 | 140 | 4,330 | 5,840 | | | | |
| Spain..... | 306 | 0.3 | 148 | 0.5 | 158 | 0.3 | 68 | 54 | 36 | 148 | 158 | | | | |
| Portugal..... | 51 | 0.1 | 23 | 0.1 | 28 | | 13 | 10 | 5 | 23 | 28 | | | | |
| Other Europe..... | 262 | 0.3 | 93 | 0.3 | 169 | 0.3 | 111 | 36 | 22 | 93 | 169 | | | | |
| Asia: | | | | | | | | | | | | | | | |
| Syria..... | 601 | 0.7 | 259 | 0.9 | 342 | 0.6 | 297 | 31 | 14 | 259 | 342 | | | | |
| Turkey in Asia..... | 310 | 0.3 | 198 | 0.7 | 112 | 0.2 | 87 | 22 | 3 | 198 | 112 | | | | |
| Other Asia..... | 319 | 0.3 | 178 | 0.6 | 141 | 0.2 | 69 | 47 | 25 | 178 | 141 | | | | |
| America: | | | | | | | | | | | | | | | |
| Canada—French..... | 745 | 0.8 | 223 | 0.7 | 522 | 0.8 | 224 | 179 | 110 | 223 | 522 | | | | |
| Canada—Other..... | 4,119 | 4.5 | 1,458 | 4.9 | 2,661 | 4.3 | 977 | 961 | 1,023 | 1,458 | 2,661 | | | | |
| Newfoundland..... | 70 | 0.1 | 33 | 0.1 | 37 | 0.1 | 15 | 15 | 7 | 33 | 37 | | | | |
| West Indies..... | 250 | 0.3 | 129 | 0.4 | 121 | 0.2 | 22 | 47 | 52 | 129 | 121 | | | | |
| Mexico..... | 98 | 0.1 | 61 | 0.2 | 37 | 0.1 | 11 | 18 | 8 | 61 | 37 | | | | |
| Central and South America..... | 335 | 0.4 | 231 | 0.8 | 104 | 0.2 | 16 | 38 | 50 | 231 | 104 | | | | |
| All other..... | 277 | 0.3 | 133 | 0.4 | 144 | 0.2 | 44 | 54 | 46 | 133 | 144 | | | | |
| Virginia..... | 77,702 | 100.0 | 23,820 | 100.0 | 53,882 | 100.0 | 23,552 | 17,918 | 7,414 | 15,299 | 33,288 | 3,108 | 7,009 | 5,413 | 13,585 |
| Europe: | | | | | | | | | | | | | | | |
| England..... | 10,865 | 14.0 | 3,088 | 13.0 | 7,777 | 14.4 | 2,390 | 3,570 | 1,808 | 1,637 | 4,211 | 473 | 1,070 | 928 | 2,406 |
| Scotland..... | 4,020 | 5.2 | 1,239 | 5.2 | 2,781 | 5.2 | 1,094 | 1,135 | 552 | 774 | 1,715 | 140 | 335 | 325 | 731 |
| Wales..... | 857 | 0.8 | 132 | 0.6 | 465 | 0.8 | 188 | 193 | 74 | 71 | 267 | 17 | 41 | 44 | 167 |
| Northern Ireland..... | 1,805 | 2.3 | 375 | 1.6 | 1,430 | 2.7 | 664 | 535 | 231 | 240 | 971 | 24 | 132 | 111 | 432 |
| Irish Free State..... | 6,182 | 8.0 | 739 | 3.3 | 5,303 | 10.0 | 2,684 | 1,839 | 870 | 481 | 3,495 | 69 | 493 | 239 | 1,405 |
| Norway..... | 894 | 1.2 | 318 | 1.3 | 576 | 1.1 | 281 | 207 | 88 | 175 | 265 | 54 | 124 | 89 | 187 |
| Sweden..... | 1,359 | 1.7 | 467 | 2.0 | 892 | 1.7 | 407 | 309 | 116 | 240 | 408 | 110 | 159 | 333 | 158 |
| Denmark..... | 835 | 1.1 | 339 | 1.4 | 496 | 0.9 | 261 | 190 | 45 | 167 | 234 | 96 | 104 | 76 | 158 |
| Netherlands..... | 660 | 0.8 | 264 | 1.1 | 396 | 0.7 | 183 | 135 | 73 | 150 | 220 | 51 | 75 | 63 | 92 |
| Belgium..... | 175 | 0.2 | 101 | 0.4 | 74 | 0.1 | 31 | 34 | 9 | 55 | 30 | 22 | 21 | 24 | 23 |
| Luxemburg..... | 19 | | 3 | | 16 | | 13 | 3 | | 1 | 10 | | 2 | 2 | 4 |
| Switzerland..... | 639 | 0.9 | 191 | 0.8 | 498 | 0.9 | 208 | 203 | 82 | 72 | 251 | 53 | 90 | 66 | 157 |
| France..... | 1,485 | 1.9 | 365 | 1.5 | 1,120 | 2.1 | 427 | 445 | 243 | 185 | 639 | 55 | 120 | 125 | 361 |
| Germany..... | 12,959 | 16.7 | 2,505 | 10.5 | 10,454 | 19.4 | 5,275 | 4,036 | 1,143 | 1,388 | 6,303 | 430 | 1,400 | 687 | 2,601 |
| Poland..... | 3,005 | 3.9 | 1,221 | 5.1 | 1,784 | 3.3 | 1,510 | 211 | 63 | 793 | 939 | 184 | 363 | 244 | 432 |
| Czechoslovakia..... | 2,641 | 3.4 | 927 | 3.9 | 1,714 | 3.2 | 1,403 | 202 | 109 | 145 | 312 | 609 | 1,074 | 173 | 328 |
| Austria..... | 1,458 | 1.9 | 492 | 2.1 | 964 | 1.8 | 691 | 204 | 69 | 231 | 476 | 121 | 216 | 140 | 272 |
| Hungary..... | 1,394 | 1.8 | 560 | 2.4 | 834 | 1.5 | 706 | 100 | 28 | 117 | 192 | 131 | 188 | 312 | 454 |
| Yugoslavia..... | 167 | 0.2 | 67 | 0.3 | 100 | 0.2 | 64 | 23 | 13 | 20 | 32 | 56 | 15 | 25 | 25 |
| Russia..... | 7,806 | 10.0 | 2,989 | 12.5 | 4,817 | 8.9 | 3,945 | 617 | 255 | 2,679 | 4,177 | 86 | 215 | 224 | 425 |
| Latvia..... | 600 | 0.8 | 261 | 1.1 | 339 | 0.6 | 287 | 40 | 12 | 230 | 293 | 12 | 15 | 19 | 31 |
| Lithuania..... | 873 | 1.1 | 400 | 1.7 | 478 | 0.9 | 391 | 50 | 28 | 328 | 389 | 1 | 4 | 73 | 85 |
| Finland..... | 146 | 0.2 | 68 | 0.3 | 78 | 0.1 | 36 | 21 | 21 | 54 | 60 | 3 | 1 | 11 | 17 |
| Rumania..... | 437 | 0.6 | 172 | 0.7 | 265 | 0.5 | 190 | 49 | 26 | 128 | 193 | 19 | 30 | 25 | 42 |
| Bulgaria..... | 28 | | 9 | | 19 | | 6 | 13 | | 2 | 4 | | 2 | 5 | 15 |
| Turkey in Europe..... | 39 | 0.1 | 23 | 0.1 | 16 | | 11 | 5 | | 20 | 14 | | 3 | 3 | 2 |
| Greece..... | 2,254 | 2.9 | 1,285 | 5.4 | 969 | 1.8 | 603 | 365 | 1 | 1,157 | 814 | 14 | 17 | 114 | 138 |
| Italy..... | 5,496 | 7.1 | 1,853 | 7.3 | 3,643 | 6.8 | 2,265 | 1,257 | 121 | 1,455 | 2,722 | 63 | 195 | 355 | 726 |
| Spain..... | 293 | 0.4 | 111 | 0.5 | 182 | 0.3 | 75 | 78 | 29 | 87 | 111 | 8 | 20 | 16 | 51 |
| Portugal..... | 163 | 0.2 | 57 | 0.2 | 106 | 0.2 | 36 | 52 | 18 | 46 | 74 | 6 | 9 | 5 | 23 |
| Other Europe..... | 447 | 0.6 | 120 | 0.5 | 327 | 0.6 | 239 | 62 | 20 | 74 | 135 | 15 | 20 | 31 | 122 |
| Asia: | | | | | | | | | | | | | | | |
| Syria..... | 1,524 | 2.0 | 536 | 2.3 | 988 | 1.8 | 774 | 193 | 21 | 493 | 928 | 6 | 2 | 37 | 58 |
| Turkey in Asia..... | 375 | 0.5 | 230 | 1.0 | 145 | 0.3 | 112 | 32 | 1 | 199 | 122 | 3 | 2 | 23 | 21 |
| Other Asia..... | 500 | 0.6 | 256 | 1.1 | 244 | 0.5 | 145 | 71 | 23 | 219 | 241 | 7 | 17 | 30 | 26 |
| America: | | | | | | | | | | | | | | | |
| Canada—French..... | 574 | 0.7 | 157 | 0.7 | 417 | 0.8 | 151 | 165 | 101 | 99 | 258 | 21 | 26 | 37 | 133 |
| Canada—Other..... | 4,097 | 5.3 | 1,460 | 6.1 | 2,637 | 4.9 | 618 | 1,031 | 933 | 326 | 1,383 | 183 | 358 | 451 | 896 |
| Newfoundland..... | 69 | 0.1 | 27 | 0.1 | 42 | 0.1 | 13 | 11 | 18 | | | | | | |

COUNTRY OF ORIGIN OF THE FOREIGN WHITE STOCK

TABLE 10.—COUNTRY OF ORIGIN OF THE FOREIGN WHITE STOCK IN THE URBAN, RURAL-FARM, AND RURAL-NONFARM POPULATION, BY NATIVITY AND PARENTAGE, BY DIVISIONS AND STATES: 1930—Con.

| DIVISION OR STATE OF RESIDENCE AND COUNTRY OF ORIGIN | TOTAL FOREIGN WHITE STOCK | | FOREIGN-BORN WHITE | | NATIVE WHITE—FOREIGN OR MIXED PARENTAGE | | | URBAN | | RURAL-FARM | | RURAL-NONFARM | | | |
|--|---------------------------|----------|--------------------|----------|---|----------|----------------------|----------------|----------------|--------------------|---|--------------------|---|--------------------|---|
| | Number | Per cent | Number | Per cent | Total | | Both parents foreign | Father foreign | Mother foreign | Foreign-born white | Native white—Foreign or mixed parentage | Foreign-born white | Native white—Foreign or mixed parentage | Foreign-born white | Native white—Foreign or mixed parentage |
| | | | | | Number | Per cent | | | | | | | | | |
| West Virginia..... | 152,380 | 100.0 | 51,520 | 100.0 | 100,870 | 100.0 | 66,864 | 25,729 | 8,287 | 20,229 | 47,655 | 1,739 | 6,310 | 29,552 | 46,905 |
| Europe: | | | | | | | | | | | | | | | |
| England..... | 11,910 | 7.8 | 3,282 | 6.4 | 8,628 | 8.6 | 3,126 | 3,518 | 1,084 | 1,000 | 4,450 | 120 | 611 | 1,562 | 3,567 |
| Scotland..... | 4,316 | 2.8 | 1,267 | 2.5 | 3,049 | 3.0 | 1,291 | 1,169 | 689 | 672 | 1,524 | 38 | 172 | 657 | 1,353 |
| Wales..... | 2,312 | 1.5 | 607 | 1.2 | 1,705 | 1.7 | 815 | 545 | 345 | 408 | 1,030 | 19 | 83 | 180 | 692 |
| Northern Ireland..... | 1,803 | 1.2 | 222 | 0.4 | 1,581 | 1.6 | 775 | 509 | 237 | 136 | 979 | 18 | 167 | 68 | 435 |
| Irish Free State..... | 7,310 | 4.8 | 650 | 1.3 | 6,661 | 6.6 | 3,443 | 2,371 | 837 | 468 | 4,276 | 28 | 698 | 163 | 1,077 |
| Norway..... | 194 | 0.1 | 57 | 0.1 | 137 | 0.1 | 62 | 52 | 33 | 31 | 6 | 5 | 9 | 21 | 38 |
| Sweden..... | 924 | 0.6 | 303 | 0.6 | 621 | 0.6 | 320 | 238 | 63 | 175 | 344 | 12 | 27 | 116 | 260 |
| Denmark..... | 270 | 0.2 | 75 | 0.1 | 195 | 0.2 | 98 | 80 | 17 | 53 | 120 | 4 | 10 | 13 | 50 |
| Netherlands..... | 249 | 0.2 | 42 | 0.1 | 207 | 0.2 | 76 | 101 | 30 | 29 | 116 | 3 | 24 | 10 | 67 |
| Belgium..... | 1,480 | 1.0 | 690 | 1.3 | 790 | 0.8 | 450 | 224 | 116 | 571 | 599 | 11 | 17 | 103 | 174 |
| Luxemburg..... | 31 | | 11 | | 20 | | 8 | 8 | 4 | 6 | 4 | | 3 | 5 | 13 |
| Switzerland..... | 1,819 | 1.2 | 395 | 0.8 | 1,421 | 1.4 | 625 | 501 | 205 | 170 | 723 | 100 | 369 | 123 | 329 |
| France..... | 1,979 | 1.3 | 546 | 1.1 | 1,433 | 1.4 | 675 | 532 | 220 | 333 | 651 | 28 | 96 | 185 | 586 |
| Germany..... | 19,804 | 13.0 | 3,129 | 6.1 | 16,675 | 16.5 | 8,961 | 5,763 | 1,951 | 2,028 | 11,160 | 217 | 1,785 | 884 | 8,740 |
| Poland..... | 14,857 | 9.7 | 5,545 | 10.8 | 9,312 | 9.2 | 8,074 | 1,071 | 187 | 1,632 | 3,318 | 179 | 940 | 3,794 | 5,654 |
| Czechoslovakia..... | 7,381 | 4.8 | 2,831 | 5.5 | 4,550 | 4.5 | 3,972 | 398 | 180 | 834 | 1,468 | 80 | 190 | 1,011 | 2,892 |
| Austria..... | 5,909 | 3.9 | 2,254 | 4.4 | 3,715 | 3.7 | 2,942 | 618 | 155 | 738 | 1,298 | 121 | 237 | 1,395 | 2,180 |
| Hungary..... | 8,275 | 5.4 | 3,083 | 7.1 | 4,502 | 4.6 | 4,088 | 382 | 122 | 382 | 546 | 108 | 176 | 3,103 | 3,870 |
| Yugoslavia..... | 5,225 | 3.4 | 2,440 | 4.7 | 2,785 | 2.8 | 2,387 | 384 | 14 | 288 | 302 | 109 | 186 | 2,046 | 2,287 |
| Russia..... | 5,388 | 3.5 | 2,209 | 4.3 | 3,179 | 3.2 | 2,480 | 603 | 96 | 932 | 1,504 | 51 | 80 | 1,220 | 1,595 |
| Latvia..... | 150 | 0.1 | 71 | 0.1 | 79 | 0.1 | 72 | 7 | 1 | 64 | 60 | | 17 | 19 | 19 |
| Lithuania..... | 2,023 | 1.3 | 1,009 | 2.0 | 1,014 | 1.0 | 880 | 119 | 15 | 282 | 352 | 48 | 49 | 684 | 613 |
| Finland..... | 271 | 0.2 | 144 | 0.3 | 127 | 0.1 | 115 | 6 | 0 | 54 | 6 | 0 | 13 | 83 | 60 |
| Rumania..... | 1,311 | 0.9 | 667 | 1.3 | 644 | 0.6 | 511 | 123 | 5 | 201 | 244 | 0 | 4 | 460 | 396 |
| Bulgaria..... | 109 | 0.1 | 121 | 0.2 | 78 | 0.1 | 22 | 56 | | 28 | 6 | 1 | 4 | 92 | 68 |
| Turkey in Europe..... | 24 | | 12 | | 12 | | 11 | 1 | | 7 | 2 | | 10 | 10 | |
| Greece..... | 4,197 | 2.8 | 2,479 | 4.8 | 1,718 | 1.7 | 1,202 | 450 | 0 | 1,065 | 732 | 16 | 17 | 1,308 | 990 |
| Italy..... | 32,190 | 21.1 | 12,088 | 23.5 | 20,102 | 19.9 | 15,812 | 4,118 | 172 | 4,826 | 7,956 | 280 | 601 | 0,977 | 11,485 |
| Spain..... | 2,397 | 1.6 | 1,372 | 2.7 | 1,025 | 1.0 | 842 | 178 | 5 | 274 | 240 | 38 | 57 | 1,000 | 722 |
| Portugal..... | 59 | | 49 | 0.1 | 10 | | 1 | 8 | | 4 | 3 | | 4 | 45 | 7 |
| Other Europe..... | 559 | 0.4 | 178 | 0.3 | 381 | 0.4 | 277 | 84 | 20 | 49 | 150 | 4 | 16 | 125 | 206 |
| Asia: | | | | | | | | | | | | | | | |
| Syria..... | 3,385 | 2.2 | 1,300 | 2.5 | 2,085 | 2.0 | 1,634 | 387 | 14 | 1,042 | 1,014 | 11 | 30 | 247 | 391 |
| Turkey in Asia..... | 647 | 0.4 | 369 | 0.7 | 278 | 0.3 | 216 | 61 | 1 | 178 | 134 | 6 | 1 | 185 | 144 |
| Other Asia..... | 105 | 0.1 | 112 | 0.2 | 83 | 0.1 | 40 | 32 | 5 | 42 | 37 | | 4 | 69 | 42 |
| America: | | | | | | | | | | | | | | | |
| Canada—French..... | 371 | 0.2 | 118 | 0.2 | 253 | 0.3 | 61 | 121 | 71 | 73 | 158 | 6 | 15 | 39 | 85 |
| Canada—Other..... | 2,287 | 1.5 | 839 | 1.6 | 1,448 | 1.4 | 277 | 723 | 448 | 522 | 878 | 47 | 124 | 270 | 446 |
| Newfoundland..... | 21 | | 15 | | 6 | | 3 | 3 | | 11 | 4 | | 2 | 2 | 2 |
| West Indies..... | 77 | 0.1 | 35 | 0.1 | 42 | | 16 | 19 | 7 | 20 | 20 | | 1 | 15 | 22 |
| Mexico..... | 191 | 0.1 | 101 | 0.2 | 90 | 0.1 | 53 | 25 | 12 | 14 | 29 | | | 87 | 60 |
| Central and South America..... | 102 | 0.1 | 96 | 0.2 | 66 | 0.1 | 13 | 33 | 20 | 53 | 45 | 2 | 7 | 41 | 14 |
| All other..... | 223 | 0.1 | 95 | 0.2 | 133 | 0.1 | 62 | 44 | 27 | 44 | 66 | 7 | 12 | 44 | 55 |
| North Carolina..... | 26,385 | 100.0 | 8,788 | 100.0 | 17,597 | 100.0 | 7,919 | 6,907 | 2,771 | 6,693 | 11,344 | 776 | 2,015 | 1,979 | 4,288 |
| Europe: | | | | | | | | | | | | | | | |
| England..... | 4,185 | 15.9 | 1,208 | 13.7 | 2,977 | 16.9 | 860 | 1,485 | 632 | 740 | 1,731 | 107 | 355 | 361 | 801 |
| Scotland..... | 1,652 | 6.3 | 477 | 5.4 | 1,175 | 6.7 | 400 | 550 | 225 | 297 | 680 | 42 | 177 | 138 | 318 |
| Wales..... | 153 | 0.6 | 35 | 0.4 | 118 | 0.7 | 36 | 52 | 30 | 21 | 73 | 2 | 15 | 12 | 30 |
| Northern Ireland..... | 468 | 1.5 | 63 | 0.7 | 388 | 1.9 | 110 | 148 | 74 | 40 | 196 | 4 | 48 | 10 | 96 |
| Irish Free State..... | 1,490 | 5.7 | 253 | 2.9 | 1,243 | 7.1 | 460 | 534 | 249 | 172 | 807 | 10 | 162 | 71 | 284 |
| Norway..... | 266 | 1.0 | 95 | 1.1 | 171 | 1.0 | 72 | 63 | 36 | 59 | 84 | 6 | 19 | 30 | 68 |
| Sweden..... | 515 | 2.0 | 160 | 1.8 | 355 | 2.0 | 160 | 138 | 68 | 107 | 198 | 16 | 38 | 37 | 119 |
| Denmark..... | 212 | 0.8 | 65 | 0.7 | 147 | 0.8 | 44 | 79 | 24 | 46 | 75 | 8 | 44 | 12 | 28 |
| Netherlands..... | 380 | 1.4 | 201 | 2.3 | 179 | 1.0 | 87 | 68 | 24 | 38 | 76 | 79 | 56 | 84 | 47 |
| Belgium..... | 78 | 0.3 | 19 | 0.2 | 59 | 0.3 | 26 | 10 | 23 | 10 | 29 | 1 | 10 | 8 | 20 |
| Luxemburg..... | 7 | | 4 | | 3 | | 2 | | | 3 | 2 | | 1 | 1 | 1 |
| Switzerland..... | 293 | 1.1 | 87 | 1.0 | 206 | 1.2 | 75 | 88 | 43 | 89 | 103 | 28 | 48 | 25 | 55 |
| France..... | 570 | 2.2 | 156 | 1.8 | 423 | 2.4 | 141 | 179 | 103 | 109 | 287 | 13 | 41 | 34 | 95 |
| Germany..... | 4,122 | 15.6 | 903 | 10.3 | 3,219 | 18.3 | 1,491 | 1,359 | 369 | 580 | 2,178 | 98 | 377 | 225 | 664 |
| Poland..... | 788 | 3.0 | 319 | 3.6 | 469 | 2.7 | 340 | 71 | 40 | 238 | 339 | 51 | 77 | 35 | 63 |
| Czechoslovakia..... | 133 | 0.5 | 50 | 0.6 | 83 | 0.5 | 54 | 15 | 14 | 80 | 53 | 12 | 17 | 8 | 13 |
| Austria..... | 384 | 1.5 | 146 | 1.7 | 238 | 1.4 | 164 | 50 | 24 | 80 | 150 | 43 | 68 | 28 | 30 |
| Hungary..... | 175 | 0.7 | 70 | 0.8 | 105 | 0.6 | 75 | 18 | 12 | 27 | 33 | 34 | 6 | 18 | 9 |
| Yugoslavia..... | 17 | 0.1 | 9 | 0.1 | 8 | | 8 | | | | | | 2 | 0 | 6 |
| Russia..... | 2,063 | 7.8 | 758 | 8.6 | 1,305 | 7.4 | 935 | 310 | 60 | 635 | 1,082 | 14 | 27 | 109 | 196 |
| Latvia..... | 89 | 0.3 | 31 | 0.4 | 58 | 0.3 | 49 | 7 | 2 | 24 | 53 | 4 | 3 | 4 | 4 |
| Lithuania..... | 276 | 1.0 | 121 | 1.4 | 155 | 0.9 | 113 | 35 | 7 | 95 | 128 | 1 | 3 | 25 | 24 |
| Finland..... | 26 | 0.1 | 9 | 0.1 | 17 | 0.1 | 9 | 5 | 3 | 5 | 7 | | 3 | 5 | 7 |
| Rumania..... | 69 | 0.3 | 33 | 0.4 | 36 | 0.2 | 27 | 6 | 3 | 28 | 31 | | 6 | 3 | 5 |
| Bulgaria..... | 21 | 0.1 | 7 | 0.1 | 14 | 0.1 | 5 | 9 | | 3 | 5 | | 3 | 1 | 1 |
| Turkey in Europe..... | 14 | 0.1 | 6 | 0.1 | 8 | | 1 | 7 | | 5 | 5 | | 1 | 1 | 1 |
| Greece..... | 1,818 | 6.9 | 1,006 | 11.4 | 812 | 4.6 | 546 | 262 | 4 | 934 | 781 | 5 | 14 | 67 | 87 |
| Italy..... | 1,148 | 4.4 | 438 | 5.0 | 710 | 4.0 | 371 | 314 | 25 | 177 | 260 | 102 | 164 | 159 | 286 |
| Spain..... | 60 | 0.2 | 21 | 0.2 | 39 | 0.2 | 8 | 28 | 3 | 12 | 22 | | 3 | 6 | 6 |
| Portugal..... | 39 | 0.1 | 9 | 0.1 | 30 | 0.2 | 2 | 28 | | 5 | 17 | | 3 | 7 | 12 |
| Other Europe..... | 129 | 0.5 | 42 | 0.5 | 87 | 0.5 | 58 | 25 | 4 | 84 | 72 | | 8 | 7 | 12 |
| Asia: | | | | | | | | | | | | | | | |
| Syria..... | 1,522 | 5.8 | 669 | 7.6 | 853 | 4.8 | 689 | 142 | 22 | 508 | 627 | 4 | 12 | 157 | 214 |
| Turkey in Asia..... | 179 | 0.7 | 108 | 1.2 | 71 | 0.4 | 42 | 28 | 1 | 100 | 61 | | 8 | 6 | 10 |
| Other Asia..... | 186 | 0.7 | 95 | 1.1 | 91 | 0.5 | 45 | 28 | 18 | 79 | 66 | | 5 | 11 | 17 |
| America: | | | | | | | | | | | | | | | |

POPULATION

TABLE 10.—COUNTRY OF ORIGIN OF THE FOREIGN WHITE STOCK IN THE URBAN, RURAL-FARM, AND RURAL-NONFARM POPULATION, BY NATIVITY AND PARENTAGE, BY DIVISIONS AND STATES: 1930—Con.

| DIVISION OR STATE OF RESIDENCE AND COUNTRY OF ORIGIN | TOTAL FOREIGN WHITE STOCK | | FOREIGN-BORN WHITE | | NATIVE WHITE—FOREIGN OR MIXED PARENTAGE | | | | URBAN | | RURAL-FARM | | RURAL-NONFARM | | |
|--|---------------------------|----------|--------------------|----------|---|----------|----------------------|----------------|----------------|--------------------|---|--------------------|---|--------------------|---|
| | Number | Per cent | Number | Per cent | Total | | Both parents foreign | Father foreign | Mother foreign | Foreign-born white | Native white—Foreign or mixed parentage | Foreign-born white | Native white—Foreign or mixed parentage | Foreign-born white | Native white—Foreign or mixed parentage |
| | | | | | Number | Per cent | | | | | | | | | |
| South Carolina..... | 18,601 | 100.0 | 5,266 | 100.0 | 13,335 | 100.0 | 6,477 | 5,174 | 1,684 | 3,807 | 8,976 | 290 | 1,105 | 1,169 | 3,255 |
| Europe: | | | | | | | | | | | | | | | |
| England..... | 1,872 | 10.1 | 479 | 9.1 | 1,393 | 10.4 | 358 | 703 | 302 | 309 | 867 | 39 | 117 | 131 | 409 |
| Scotland..... | 705 | 4.8 | 179 | 3.4 | 616 | 4.6 | 207 | 284 | 125 | 118 | 389 | 8 | 50 | 53 | 177 |
| Wales..... | 63 | 0.3 | 13 | 0.2 | 50 | 0.4 | 14 | 25 | 11 | 7 | 28 | | 9 | 6 | 13 |
| Northern Ireland..... | 605 | 3.3 | 90 | 1.7 | 515 | 3.9 | 204 | 221 | 90 | 53 | 312 | 15 | 85 | 22 | 118 |
| Irish Free State..... | 1,596 | 8.6 | 185 | 3.5 | 1,411 | 10.6 | 623 | 578 | 210 | 137 | 979 | 13 | 144 | 35 | 238 |
| Norway..... | 141 | 0.8 | 65 | 1.2 | 76 | 0.6 | 28 | 39 | 9 | 42 | 50 | 2 | 2 | 21 | 24 |
| Sweden..... | 364 | 2.0 | 106 | 2.0 | 258 | 1.9 | 107 | 131 | 20 | 69 | 156 | 8 | 23 | 20 | 79 |
| Denmark..... | 143 | 0.8 | 39 | 0.7 | 104 | 0.8 | 36 | 63 | 5 | 18 | 63 | 0 | 13 | 12 | 28 |
| Netherlands..... | 63 | 0.3 | 24 | 0.5 | 39 | 0.3 | 11 | 25 | 3 | 12 | 22 | 4 | 5 | 8 | 12 |
| Belgium..... | 124 | 0.7 | 52 | 1.0 | 72 | 0.5 | 19 | 34 | 19 | 17 | 29 | 2 | 4 | 33 | 30 |
| Luxemburg..... | 9 | | 1 | | 8 | 0.1 | 1 | 2 | 5 | | 1 | 1 | 6 | | 1 |
| Switzerland..... | 89 | 0.5 | 26 | 0.5 | 63 | 0.5 | 23 | 33 | 7 | 15 | 33 | 3 | 10 | 8 | 20 |
| France..... | 378 | 2.0 | 76 | 1.4 | 302 | 2.3 | 103 | 137 | 57 | 41 | 196 | 6 | 24 | 20 | 82 |
| Germany..... | 4,368 | 23.6 | 747 | 14.2 | 3,651 | 27.4 | 1,764 | 1,466 | 421 | 504 | 2,462 | 82 | 419 | 161 | 770 |
| Poland..... | 1,156 | 6.2 | 510 | 9.7 | 646 | 4.8 | 501 | 125 | 20 | 410 | 477 | 4 | 4 | 96 | 165 |
| Czechoslovakia..... | 132 | 0.7 | 52 | 1.0 | 80 | 0.6 | 38 | 35 | 7 | 31 | 43 | 9 | 19 | 12 | 18 |
| Austria..... | 253 | 1.4 | 74 | 1.4 | 179 | 1.3 | 102 | 61 | 16 | 53 | 127 | 5 | 8 | 10 | 44 |
| Hungary..... | 87 | 0.5 | 32 | 0.6 | 55 | 0.4 | 36 | 17 | 2 | 20 | 23 | 7 | 13 | 6 | 19 |
| Yugoslavia..... | 32 | 0.2 | 13 | 0.2 | 19 | 0.1 | 12 | 3 | 4 | 3 | 6 | 7 | 11 | 3 | 2 |
| Russia..... | 1,516 | 8.2 | 556 | 10.6 | 960 | 7.2 | 702 | 223 | 35 | 426 | 713 | 0 | 8 | 121 | 239 |
| Latvia..... | 127 | 0.7 | 49 | 0.9 | 78 | 0.6 | 48 | 28 | 2 | 33 | 55 | | | 16 | 23 |
| Lithuania..... | 144 | 0.8 | 60 | 1.1 | 84 | 0.6 | 62 | 20 | 2 | 39 | 57 | 2 | | 19 | 27 |
| Finland..... | 93 | 0.5 | 38 | 0.7 | 55 | 0.4 | 31 | 18 | 6 | 6 | 22 | 2 | 5 | 30 | 28 |
| Rumania..... | 59 | 0.3 | 21 | 0.4 | 38 | 0.3 | 30 | 5 | 3 | 17 | 31 | | | 4 | 7 |
| Bulgaria..... | 2 | | 1 | | 1 | | 1 | 1 | | 1 | 1 | | | 1 | |
| Turkey in Europe..... | 10 | 0.1 | 6 | 0.1 | 4 | | 4 | | | 5 | | | | 1 | |
| Greece..... | 1,137 | 6.1 | 627 | 11.9 | 510 | 3.8 | 370 | 138 | 2 | 577 | 455 | | 4 | 50 | 51 |
| Italy..... | 611 | 3.3 | 188 | 3.6 | 423 | 3.2 | 239 | 174 | 10 | 142 | 295 | 6 | 18 | 40 | 110 |
| Spain..... | 78 | 0.4 | 19 | 0.4 | 59 | 0.4 | 8 | 49 | 2 | 14 | 47 | | 2 | 6 | 10 |
| Portugal..... | 18 | 0.1 | 3 | 0.1 | 15 | 0.1 | 6 | 9 | | 1 | 3 | 1 | 6 | 1 | 6 |
| Other Europe..... | 93 | 0.5 | 32 | 0.6 | 61 | 0.5 | 31 | 18 | 12 | 25 | 40 | | | 7 | 21 |
| Asia: | | | | | | | | | | | | | | | |
| Syria..... | 1,000 | 5.4 | 401 | 7.6 | 599 | 4.5 | 456 | 120 | 14 | 311 | 458 | 3 | 10 | 87 | 131 |
| Turkey in Asia..... | 193 | 1.0 | 93 | 1.8 | 100 | 0.7 | 71 | 28 | 1 | 84 | 18 | 1 | 7 | 8 | 9 |
| Other Asia..... | 93 | 0.5 | 46 | 0.9 | 47 | 0.4 | 25 | 18 | 4 | 27 | 13 | 12 | 18 | 7 | 11 |
| America: | | | | | | | | | | | | | | | |
| Canada—French..... | 132 | 0.7 | 31 | 0.6 | 101 | 0.8 | 44 | 31 | 26 | 24 | 58 | 2 | 6 | 5 | 37 |
| Canada—Other..... | 764 | 4.1 | 247 | 4.7 | 517 | 3.9 | 102 | 243 | 172 | 164 | 288 | 22 | 51 | 61 | 178 |
| Newfoundland..... | 22 | 0.1 | 7 | 0.1 | 15 | 0.1 | 4 | 2 | 9 | 5 | 10 | | | 2 | 5 |
| West Indies..... | 75 | 0.4 | 30 | 0.6 | 45 | 0.3 | 6 | 18 | 21 | 19 | 34 | 8 | 2 | 8 | 8 |
| Mexico..... | 21 | 0.1 | 6 | 0.1 | 15 | 0.1 | | 4 | 11 | 4 | 4 | 1 | 1 | 1 | 10 |
| Central and South America..... | 38 | 0.2 | 12 | 0.2 | 26 | 0.2 | | 12 | 14 | 6 | 11 | | | 6 | 15 |
| All other..... | 75 | 0.4 | 30 | 0.6 | 45 | 0.3 | 16 | 24 | 5 | 10 | 24 | 2 | | 9 | 21 |
| Georgia..... | 44,475 | 100.0 | 13,917 | 100.0 | 30,558 | 100.0 | 15,215 | 11,487 | 3,876 | 10,817 | 23,125 | 664 | 2,077 | 2,436 | 5,566 |
| Europe: | | | | | | | | | | | | | | | |
| England..... | 5,015 | 11.3 | 1,328 | 9.5 | 3,687 | 12.1 | 1,027 | 1,903 | 757 | 952 | 2,503 | 96 | 361 | 280 | 823 |
| Scotland..... | 1,937 | 4.5 | 534 | 3.8 | 1,453 | 4.8 | 459 | 752 | 242 | 363 | 1,005 | 43 | 124 | 128 | 324 |
| Wales..... | 326 | 0.7 | 83 | 0.6 | 243 | 0.8 | 98 | 107 | 38 | 40 | 147 | 7 | 13 | 36 | 83 |
| Northern Ireland..... | 926 | 2.1 | 147 | 1.1 | 779 | 2.5 | 298 | 366 | 115 | 96 | 502 | 15 | 113 | 30 | 164 |
| Irish Free State..... | 4,417 | 9.9 | 546 | 3.9 | 3,871 | 12.7 | 1,793 | 1,531 | 547 | 447 | 3,002 | 18 | 287 | 81 | 582 |
| Norway..... | 411 | 0.9 | 125 | 0.9 | 286 | 0.9 | 133 | 119 | 34 | 92 | 183 | 4 | 27 | 29 | 76 |
| Sweden..... | 835 | 1.9 | 266 | 1.9 | 569 | 1.9 | 270 | 219 | 71 | 183 | 382 | 21 | 38 | 62 | 149 |
| Denmark..... | 348 | 0.8 | 108 | 0.8 | 240 | 0.8 | 84 | 136 | 20 | 73 | 152 | 9 | 27 | 26 | 61 |
| Netherlands..... | 246 | 0.6 | 67 | 0.5 | 179 | 0.6 | 67 | 95 | 17 | 48 | 130 | 3 | 10 | 16 | 39 |
| Belgium..... | 113 | 0.3 | 45 | 0.3 | 68 | 0.2 | 19 | 41 | 8 | 32 | 51 | 1 | 5 | 12 | 12 |
| Luxemburg..... | 8 | | | | 8 | | 3 | 3 | 2 | | 7 | | 1 | | |
| Switzerland..... | 409 | 0.9 | 114 | 0.8 | 295 | 1.0 | 132 | 123 | 35 | 70 | 190 | 21 | 46 | 23 | 59 |
| France..... | 1,204 | 2.7 | 278 | 2.0 | 926 | 3.0 | 343 | 393 | 190 | 189 | 674 | 17 | 67 | 72 | 185 |
| Germany..... | 8,265 | 18.6 | 1,632 | 12.1 | 6,583 | 21.5 | 3,264 | 2,609 | 710 | 1,222 | 4,873 | 148 | 569 | 312 | 1,141 |
| Poland..... | 2,403 | 5.4 | 1,156 | 8.3 | 1,247 | 4.1 | 994 | 223 | 30 | 1,001 | 1,078 | 4 | 3 | 151 | 166 |
| Czechoslovakia..... | 289 | 0.6 | 115 | 0.8 | 174 | 0.6 | 71 | 85 | 18 | 69 | 95 | 28 | 41 | 18 | 38 |
| Austria..... | 690 | 1.6 | 225 | 1.6 | 465 | 1.5 | 248 | 173 | 44 | 163 | 356 | 12 | 34 | 50 | 75 |
| Hungary..... | 353 | 0.8 | 136 | 1.0 | 217 | 0.7 | 153 | 35 | 29 | 86 | 151 | 9 | 22 | 41 | 44 |
| Yugoslavia..... | 81 | 0.2 | 39 | 0.3 | 42 | 0.1 | 9 | 27 | 6 | 16 | 14 | 5 | 7 | 18 | 21 |
| Russia..... | 5,444 | 12.2 | 2,200 | 15.8 | 3,244 | 10.6 | 2,639 | 467 | 138 | 1,932 | 2,914 | 6 | 9 | 262 | 321 |
| Latvia..... | 230 | 0.5 | 115 | 0.8 | 115 | 0.4 | 82 | 30 | 3 | 110 | 109 | | | 5 | 6 |
| Lithuania..... | 302 | 0.7 | 155 | 1.1 | 147 | 0.5 | 119 | 25 | 8 | 126 | 120 | 5 | | 24 | 18 |
| Finland..... | 174 | 0.4 | 104 | 0.7 | 70 | 0.2 | 47 | 22 | 1 | 34 | 28 | 33 | 20 | 37 | 22 |
| Rumania..... | 318 | 0.7 | 143 | 1.0 | 175 | 0.6 | 121 | 37 | 17 | 118 | 151 | 3 | 3 | 22 | 21 |
| Bulgaria..... | 9 | | 8 | 0.1 | 1 | | 1 | 1 | | 4 | 1 | | | 4 | |
| Turkey in Europe..... | 18 | | 12 | 0.1 | 6 | | 5 | 1 | | 8 | 3 | | | 1 | |
| Greece..... | 2,257 | 5.1 | 1,197 | 8.6 | 1,060 | 3.5 | 782 | 272 | 6 | 1,079 | 993 | 20 | 19 | 98 | 48 |
| Italy..... | 1,717 | 3.9 | 712 | 5.1 | 1,005 | 3.3 | 603 | 362 | 40 | 503 | 708 | 15 | 27 | 194 | 210 |
| Spain..... | 247 | 0.6 | 79 | 0.6 | 168 | 0.5 | 60 | 78 | 30 | 62 | 128 | 1 | 4 | 16 | 36 |
| Portugal..... | 135 | 0.3 | 90 | 0.6 | 45 | 0.1 | 31 | 14 | | 81 | 35 | 1 | 2 | 8 | 8 |
| Other Europe..... | 232 | 0.5 | 52 | 0.4 | 180 | 0.6 | 116 | 53 | 6 | 30 | 124 | 12 | 17 | 10 | 39 |
| Asia: | | | | | | | | | | | | | | | |
| Syria..... | 1,028 | 2.3 | 388 | 2.8 | 640 | 2.1 | 524 | 110 | 6 | 350 | 573 | 4 | 6 | 34 | 61 |
| Turkey in Asia..... | 312 | 0.7 | 135 | 1.3 | 127 | 0.4 | 112 | 12 | 3 | 172 | 122 | 1 | | 12 | 5 |
| Other Asia..... | 165 | 0.4 | 83 | 0.6 | 82 | 0.3 | 22 | 39 | 21 | 68 | 54 | 5 | 9 | 10 | 19 |
| America: | | | | | | | | | | | | | | | |
| Canada—French..... | 343 | 0.8 | 109 | 0.8 | 234 | 0.8 | 83 | 94 | 57 | 77 | 160 | 4 | 19 | 28 | 55 |
| Canada—Other..... | 2,558 | 5.8 | 985 | 7.1 | 1,573 | 5.1 | 313 | 764 | 506 | 711 | 1,096 | 77 | 126 | 197 | 361 |
| Newfoundland..... | 41 | 0. | | | | | | | | | | | | | |

COUNTRY OF ORIGIN OF THE FOREIGN WHITE STOCK

303

TABLE 10.—COUNTRY OF ORIGIN OF THE FOREIGN WHITE STOCK IN THE URBAN, RURAL-FARM, AND RURAL-NONFARM POPULATION, BY NATIVITY AND PARENTAGE, BY DIVISIONS AND STATES: 1930—Con.

| DIVISION OR STATE OF RESIDENCE AND COUNTRY OF ORIGIN | TOTAL FOREIGN WHITE STOCK | | FOREIGN-BORN WHITE | | NATIVE WHITE—FOREIGN OR MIXED PARENTAGE | | | | URBAN | | RURAL-FARM | | RURAL-NONFARM | | |
|--|---------------------------|----------|--------------------|----------|---|----------|----------------------|----------------|----------------|--------------------|---|--------------------|---|--------------------|---|
| | Number | Per cent | Number | Per cent | Total | | Both parents foreign | Father foreign | Mother foreign | Foreign-born white | Native white—Foreign or mixed parentage | Foreign-born white | Native white—Foreign or mixed parentage | Foreign-born white | Native white—Foreign or mixed parentage |
| | | | | | Number | Per cent | | | | | | | | | |
| Florida..... | 160,832 | 100.0 | 59,057 | 100.0 | 101,775 | 100.0 | 55,110 | 31,398 | 15,261 | 45,086 | 77,499 | 4,617 | 7,160 | 9,354 | 17,126 |
| Europe: | | | | | | | | | | | | | | | |
| England..... | 20,220 | 12.6 | 7,084 | 12.0 | 13,136 | 12.9 | 4,045 | 5,271 | 2,020 | 4,751 | 9,070 | 664 | 1,030 | 1,069 | 3,030 |
| Scotland..... | 5,504 | 3.4 | 1,797 | 3.0 | 3,707 | 3.6 | 1,531 | 1,458 | 718 | 1,255 | 2,559 | 156 | 342 | 386 | 806 |
| Wales..... | 1,032 | 0.6 | 289 | 0.5 | 743 | 0.7 | 329 | 268 | 156 | 204 | 518 | 27 | 60 | 58 | 166 |
| Northern Ireland..... | 2,407 | 1.5 | 534 | 0.9 | 1,873 | 1.8 | 944 | 580 | 349 | 386 | 1,348 | 51 | 128 | 97 | 397 |
| Irish Free State..... | 7,195 | 4.5 | 1,309 | 2.2 | 5,886 | 5.8 | 2,946 | 1,828 | 1,112 | 936 | 4,369 | 89 | 369 | 284 | 1,148 |
| Norway..... | 2,340 | 1.5 | 859 | 1.5 | 1,481 | 1.5 | 762 | 527 | 102 | 586 | 978 | 93 | 156 | 180 | 347 |
| Sweden..... | 5,238 | 3.3 | 2,145 | 3.6 | 3,093 | 3.0 | 1,813 | 867 | 413 | 1,191 | 1,882 | 376 | 423 | 578 | 738 |
| Denmark..... | 2,303 | 1.4 | 921 | 1.6 | 1,382 | 1.4 | 722 | 514 | 146 | 543 | 828 | 131 | 177 | 247 | 377 |
| Netherlands..... | 1,327 | 0.8 | 476 | 0.8 | 851 | 0.8 | 428 | 300 | 123 | 304 | 565 | 54 | 93 | 118 | 193 |
| Belgium..... | 478 | 0.3 | 217 | 0.4 | 261 | 0.3 | 107 | 91 | 63 | 118 | 178 | 40 | 34 | 50 | 49 |
| Luxemburg..... | 101 | 0.1 | 39 | 0.1 | 62 | 0.1 | 35 | 19 | 8 | 20 | 37 | 12 | 7 | 13 | 13 |
| Switzerland..... | 1,047 | 1.0 | 500 | 0.8 | 1,147 | 1.1 | 500 | 411 | 146 | 204 | 750 | 70 | 159 | 127 | 238 |
| France..... | 3,097 | 1.9 | 902 | 1.5 | 2,195 | 2.2 | 1,030 | 790 | 375 | 583 | 1,534 | 100 | 152 | 219 | 509 |
| Germany..... | 22,548 | 14.0 | 5,464 | 9.3 | 17,084 | 16.8 | 9,708 | 5,513 | 1,803 | 3,570 | 11,827 | 715 | 1,062 | 1,179 | 3,595 |
| Poland..... | 2,094 | 1.3 | 945 | 1.6 | 1,149 | 1.1 | 894 | 209 | 46 | 656 | 770 | 47 | 170 | 143 | 200 |
| Czechoslovakia..... | 1,430 | 0.9 | 638 | 1.1 | 792 | 0.8 | 592 | 112 | 83 | 307 | 337 | 183 | 223 | 148 | 227 |
| Austria..... | 1,942 | 1.2 | 825 | 1.4 | 1,117 | 1.1 | 724 | 270 | 123 | 536 | 777 | 135 | 126 | 154 | 214 |
| Hungary..... | 1,347 | 0.8 | 552 | 1.1 | 695 | 0.7 | 501 | 119 | 75 | 370 | 423 | 190 | 172 | 92 | 100 |
| Yugoslavia..... | 804 | 0.2 | 100 | 0.3 | 144 | 0.1 | 102 | 25 | 17 | 00 | 59 | 71 | 61 | 20 | 24 |
| Russia..... | 4,954 | 3.1 | 2,012 | 3.4 | 2,942 | 2.9 | 2,340 | 441 | 155 | 1,796 | 2,623 | 83 | 97 | 133 | 222 |
| Latvia..... | 114 | 0.1 | 62 | 0.1 | 52 | 0.1 | 35 | 10 | 1 | 46 | 42 | 5 | 4 | 11 | 6 |
| Lithuania..... | 363 | 0.2 | 168 | 0.3 | 195 | 0.2 | 144 | 44 | 7 | 161 | 174 | 1 | 1 | 16 | 20 |
| Finland..... | 637 | 0.4 | 333 | 0.6 | 304 | 0.3 | 232 | 51 | 21 | 160 | 165 | 62 | 43 | 121 | 96 |
| Rumania..... | 1,405 | 0.9 | 645 | 1.1 | 760 | 0.7 | 611 | 127 | 22 | 574 | 664 | 22 | 20 | 40 | 70 |
| Bulgaria..... | 79 | 0.1 | 38 | 0.1 | 41 | 0.1 | 19 | 22 | 2 | 20 | 18 | 10 | 13 | 8 | 10 |
| Turkey in Europe..... | 22 | 0.0 | 12 | 0.0 | 10 | 0.0 | 8 | 2 | 0 | 0 | 3 | 3 | 0 | 1 | 1 |
| Greece..... | 2,811 | 1.7 | 1,552 | 2.6 | 1,259 | 1.2 | 708 | 477 | 14 | 1,402 | 1,114 | 47 | 36 | 103 | 169 |
| Italy..... | 13,315 | 8.3 | 5,262 | 8.9 | 8,053 | 7.9 | 6,309 | 1,395 | 349 | 4,752 | 7,231 | 199 | 273 | 311 | 549 |
| Spain..... | 10,100 | 6.3 | 4,125 | 7.0 | 5,975 | 5.9 | 4,250 | 1,640 | 179 | 3,010 | 5,519 | 40 | 76 | 175 | 380 |
| Portugal..... | 273 | 0.2 | 122 | 0.2 | 151 | 0.1 | 80 | 59 | 12 | 78 | 81 | 7 | 27 | 37 | 40 |
| Other Europe..... | 354 | 0.2 | 115 | 0.2 | 239 | 0.2 | 149 | 60 | 30 | 81 | 175 | 18 | 18 | 16 | 40 |
| Asia: | | | | | | | | | | | | | | | |
| Syria..... | 2,057 | 1.3 | 912 | 1.5 | 1,145 | 1.1 | 987 | 144 | 14 | 872 | 1,080 | 9 | 18 | 31 | 41 |
| Turkey in Asia..... | 244 | 0.2 | 163 | 0.3 | 81 | 0.1 | 60 | 14 | 8 | 140 | 70 | 7 | 1 | 10 | 10 |
| Other Asia..... | 435 | 0.3 | 231 | 0.4 | 204 | 0.2 | 117 | 70 | 17 | 180 | 164 | 12 | 22 | 39 | 18 |
| America: | | | | | | | | | | | | | | | |
| Canada—French..... | 2,358 | 1.5 | 985 | 1.7 | 1,373 | 1.3 | 548 | 530 | 265 | 674 | 984 | 103 | 103 | 208 | 286 |
| Canada—Other..... | 14,836 | 9.2 | 7,171 | 12.1 | 7,665 | 7.5 | 2,038 | 2,948 | 2,081 | 4,980 | 5,204 | 542 | 582 | 1,049 | 1,879 |
| Newfoundland..... | 193 | 0.1 | 104 | 0.2 | 89 | 0.1 | 50 | 23 | 16 | 81 | 66 | 5 | 4 | 18 | 19 |
| West Indies..... | 21,891 | 13.6 | 8,418 | 14.3 | 13,473 | 13.2 | 7,285 | 3,883 | 2,305 | 7,840 | 12,686 | 79 | 104 | 499 | 723 |
| Mexico..... | 369 | 0.2 | 99 | 0.2 | 210 | 0.2 | 83 | 64 | 63 | 80 | 152 | 4 | 13 | 15 | 35 |
| Central and South America..... | 739 | 0.5 | 388 | 0.7 | 351 | 0.3 | 100 | 181 | 120 | 298 | 261 | 16 | 28 | 74 | 62 |
| All other..... | 789 | 0.5 | 384 | 0.7 | 405 | 0.4 | 120 | 197 | 79 | 266 | 261 | 25 | 31 | 63 | 53 |
| Kentucky..... | 118,824 | 100.0 | 21,840 | 100.0 | 96,984 | 100.0 | 54,320 | 31,435 | 11,229 | 16,330 | 74,037 | 1,488 | 9,541 | 4,022 | 13,406 |
| Europe: | | | | | | | | | | | | | | | |
| England..... | 7,406 | 6.2 | 1,478 | 6.8 | 5,928 | 6.1 | 1,902 | 2,834 | 1,192 | 1,077 | 4,016 | 102 | 730 | 299 | 1,182 |
| Scotland..... | 2,377 | 2.0 | 524 | 2.4 | 1,853 | 1.9 | 740 | 770 | 343 | 318 | 1,170 | 53 | 229 | 153 | 454 |
| Wales..... | 668 | 0.6 | 114 | 0.5 | 554 | 0.6 | 210 | 232 | 106 | 68 | 331 | 0 | 43 | 40 | 175 |
| Northern Ireland..... | 2,134 | 1.8 | 191 | 0.9 | 1,943 | 2.0 | 1,020 | 651 | 200 | 156 | 1,433 | 16 | 300 | 19 | 210 |
| Irish Free State..... | 15,835 | 13.3 | 1,650 | 7.6 | 14,179 | 14.6 | 8,558 | 3,754 | 1,897 | 1,388 | 11,219 | 68 | 1,391 | 200 | 1,590 |
| Norway..... | 219 | 0.2 | 40 | 0.2 | 173 | 0.2 | 80 | 70 | 23 | 27 | 119 | 8 | 16 | 11 | 38 |
| Sweden..... | 631 | 0.5 | 170 | 0.8 | 461 | 0.5 | 218 | 158 | 85 | 117 | 314 | 10 | 44 | 37 | 103 |
| Denmark..... | 322 | 0.3 | 72 | 0.3 | 250 | 0.3 | 91 | 115 | 44 | 49 | 185 | 9 | 23 | 14 | 42 |
| Netherlands..... | 701 | 0.6 | 112 | 0.5 | 589 | 0.6 | 300 | 231 | 58 | 75 | 424 | 15 | 60 | 60 | 105 |
| Belgium..... | 237 | 0.2 | 59 | 0.3 | 178 | 0.2 | 54 | 80 | 44 | 35 | 123 | 10 | 22 | 24 | 24 |
| Luxemburg..... | 15 | 0.0 | 4 | 0.0 | 11 | 0.0 | 7 | 3 | 1 | 2 | 10 | 1 | 1 | 1 | 1 |
| Switzerland..... | 3,977 | 3.3 | 915 | 4.2 | 3,062 | 3.2 | 1,491 | 1,128 | 443 | 591 | 2,110 | 209 | 592 | 115 | 390 |
| France..... | 4,102 | 3.5 | 583 | 2.7 | 3,519 | 3.6 | 1,767 | 1,380 | 422 | 433 | 2,745 | 58 | 387 | 94 | 417 |
| Germany..... | 58,573 | 49.3 | 7,552 | 34.6 | 51,021 | 52.6 | 29,997 | 15,925 | 5,099 | 5,945 | 40,298 | 657 | 5,116 | 650 | 5,607 |
| Poland..... | 2,009 | 1.7 | 899 | 4.1 | 1,110 | 1.1 | 850 | 226 | 34 | 657 | 563 | 12 | 24 | 200 | 233 |
| Czechoslovakia..... | 524 | 0.4 | 194 | 0.9 | 330 | 0.3 | 231 | 68 | 31 | 102 | 186 | 6 | 10 | 86 | 134 |
| Austria..... | 1,443 | 1.2 | 484 | 2.2 | 959 | 1.0 | 529 | 320 | 110 | 329 | 713 | 52 | 84 | 103 | 162 |
| Hungary..... | 1,301 | 1.1 | 557 | 2.6 | 744 | 0.8 | 610 | 113 | 21 | 190 | 209 | 19 | 28 | 507 | 507 |
| Yugoslavia..... | 437 | 0.4 | 201 | 0.9 | 236 | 0.2 | 160 | 67 | 9 | 60 | 73 | 4 | 5 | 137 | 158 |
| Russia..... | 4,057 | 3.4 | 1,629 | 7.5 | 2,428 | 2.5 | 1,888 | 427 | 113 | 1,443 | 2,189 | 12 | 43 | 169 | 196 |
| Latvia..... | 73 | 0.1 | 40 | 0.2 | 33 | 0.0 | 24 | 6 | 3 | 36 | 30 | 3 | 3 | 20 | 20 |
| Lithuania..... | 405 | 0.3 | 186 | 0.9 | 219 | 0.2 | 185 | 28 | 6 | 160 | 188 | 1 | 3 | 6 | 11 |
| Finland..... | 56 | 0.0 | 27 | 0.1 | 29 | 0.0 | 6 | 12 | 11 | 23 | 15 | 1 | 3 | 30 | 40 |
| Rumania..... | 465 | 0.4 | 202 | 0.9 | 263 | 0.3 | 190 | 61 | 0 | 171 | 220 | 4 | 3 | 8 | 18 |
| Bulgaria..... | 47 | 0.0 | 20 | 0.1 | 27 | 0.0 | 23 | 4 | 0 | 8 | 6 | 1 | 5 | 1 | 1 |
| Turkey in Europe..... | 16 | 0.0 | 14 | 0.1 | 2 | 0.0 | 2 | 0 | 0 | 13 | 0 | 0 | 0 | 0 | 0 |
| Greece..... | 851 | 0.7 | 466 | 2.1 | 385 | 0.4 | 140 | 242 | 3 | 305 | 287 | 4 | 17 | 67 | 81 |
| Italy..... | 4,553 | 3.8 | 1,589 | 7.3 | 2,964 | 3.1 | 1,762 | 1,106 | 96 | 1,076 | 1,995 | 45 | 145 | 468 | 824 |
| Spain..... | 190 | 0.2 | 97 | 0.4 | 93 | 0.1 | 33 | 40 | 20 | 30 | 5 | 2 | 2 | 34 | 34 |
| Portugal..... | 34 | 0.0 | 26 | 0.1 | 8 | 0.0 | 6 | 1 | 1 | 3 | 2 | 0 | 2 | 4 | 4 |
| Other Europe..... | 369 | 0.3 | 75 | 0.3 | 294 | 0.3 | 192 | 76 | 26 | 50 | 227 | 3 | 30 | 17 | 37 |
| Asia: | | | | | | | | | | | | | | | |
| Syria..... | 1,075 | 0.9 | | | | | | | | | | | | | |

POPULATION

TABLE 10.—COUNTRY OF ORIGIN OF THE FOREIGN WHITE STOCK IN THE URBAN, RURAL-FARM, AND RURAL-NONFARM POPULATION, BY NATIVITY AND PARENTAGE, BY DIVISIONS AND STATES: 1930—Con.

| DIVISION OR STATE OF RESIDENCE AND COUNTRY OF ORIGIN | TOTAL FOREIGN WHITE STOCK | | FOREIGN-BORN WHITE | | NATIVE WHITE—FOREIGN OR MIXED PARENTAGE | | | | URBAN | | RURAL-FARM | | RURAL-NONFARM | | |
|--|---------------------------|----------|--------------------|----------|---|----------|----------------------|----------------|----------------|--------------------|---|--------------------|---|--------------------|---|
| | Number | Per cent | Number | Per cent | Total | | Both parents foreign | Father foreign | Mother foreign | Foreign-born white | Native white—Foreign or mixed parentage | Foreign-born white | Native white—Foreign or mixed parentage | Foreign-born white | Native white—Foreign or mixed parentage |
| | | | | | Number | Per cent | | | | | | | | | |
| Tennessee..... | 51,238 | 100.0 | 13,068 | 100.0 | 38,170 | 100.0 | 19,303 | 14,199 | 4,668 | 10,674 | 29,174 | 1,213 | 4,471 | 1,279 | 4,525 |
| Europe: | | | | | | | | | | | | | | | |
| England..... | 5,843 | 11.4 | 1,351 | 10.3 | 4,492 | 11.8 | 1,415 | 2,165 | 912 | 1,029 | 3,151 | 114 | 594 | 208 | 747 |
| Scotland..... | 1,799 | 3.5 | 433 | 3.3 | 1,366 | 3.6 | 535 | 225 | 206 | 330 | 980 | 27 | 124 | 76 | 262 |
| Wales..... | 639 | 1.2 | 104 | 0.8 | 535 | 1.4 | 224 | 194 | 117 | 65 | 387 | 6 | 31 | 33 | 117 |
| Northern Ireland..... | 1,263 | 2.5 | 160 | 1.2 | 1,103 | 2.9 | 502 | 441 | 100 | 138 | 685 | 11 | 112 | 11 | 106 |
| Irish Free State..... | 5,069 | 11.1 | 491 | 3.8 | 4,578 | 13.6 | 2,402 | 2,026 | 750 | 432 | 4,094 | 30 | 534 | 29 | 560 |
| Norway..... | 207 | 0.6 | 68 | 0.5 | 229 | 0.6 | 113 | 76 | 40 | 41 | 124 | 17 | 56 | 10 | 49 |
| Sweden..... | 875 | 1.7 | 232 | 1.8 | 643 | 1.7 | 304 | 245 | 94 | 176 | 515 | 31 | 70 | 25 | 68 |
| Denmark..... | 431 | 0.8 | 123 | 0.9 | 308 | 0.8 | 161 | 117 | 30 | 73 | 191 | 25 | 34 | 25 | 53 |
| Netherlands..... | 280 | 0.5 | 56 | 0.4 | 224 | 0.6 | 103 | 88 | 33 | 46 | 155 | 1 | 03 | 0 | 36 |
| Belgium..... | 72 | 0.1 | 28 | 0.2 | 44 | 0.1 | 26 | 10 | 8 | 29 | 30 | 6 | 8 | 1 | 6 |
| Luxemburg..... | 13 | | 3 | | 10 | | 4 | 5 | 1 | 2 | 9 | | 1 | | |
| Switzerland..... | 1,988 | 3.9 | 443 | 3.4 | 1,545 | 4.0 | 712 | 661 | 172 | 190 | 774 | 138 | 428 | 115 | 343 |
| France..... | 1,846 | 2.6 | 217 | 1.7 | 1,129 | 3.0 | 440 | 500 | 189 | 171 | 883 | 23 | 144 | 23 | 102 |
| Germany..... | 11,008 | 21.5 | 1,783 | 13.6 | 9,225 | 24.2 | 4,795 | 3,566 | 864 | 1,425 | 6,940 | 170 | 1,153 | 138 | 1,126 |
| Poland..... | 2,087 | 4.1 | 900 | 7.3 | 1,187 | 3.0 | 920 | 177 | 30 | 375 | 943 | 58 | 123 | 27 | 61 |
| Czechoslovakia..... | 343 | 0.7 | 131 | 1.0 | 212 | 0.6 | 163 | 37 | 12 | 82 | 122 | 40 | 66 | 0 | 24 |
| Austria..... | 684 | 1.3 | 223 | 1.7 | 461 | 1.2 | 297 | 137 | 27 | 183 | 393 | 17 | 33 | 23 | 35 |
| Hungary..... | 589 | 1.1 | 208 | 1.6 | 381 | 1.0 | 269 | 92 | 20 | 191 | 344 | 10 | 13 | 7 | 22 |
| Yugoslavia..... | 55 | 0.1 | 25 | 0.2 | 30 | 0.1 | 13 | 10 | 1 | 22 | 23 | 1 | 2 | 4 | 4 |
| Russia..... | 4,341 | 8.5 | 1,803 | 13.8 | 2,538 | 6.6 | 2,038 | 387 | 113 | 1,719 | 2,398 | 12 | 24 | 72 | 116 |
| Latvia..... | 137 | 0.3 | 60 | 0.5 | 77 | 0.2 | 60 | 5 | 1 | 62 | 70 | 3 | | 1 | 1 |
| Lithuania..... | 225 | 0.4 | 100 | 0.8 | 119 | 0.3 | 96 | 18 | 5 | 96 | 107 | | 1 | 10 | 12 |
| Finland..... | 62 | 0.1 | 24 | 0.2 | 38 | 0.1 | 14 | 16 | 8 | 15 | 31 | 3 | 1 | 0 | 6 |
| Rumania..... | 216 | 0.4 | 98 | 0.8 | 118 | 0.3 | 86 | 29 | 3 | 89 | 107 | 3 | 2 | 0 | 9 |
| Bulgaria..... | 6 | | 3 | | 3 | | 3 | | | 3 | 3 | | | 2 | |
| Turkey in Europe..... | 4 | | 3 | | 1 | | 1 | | | 3 | 3 | | | | |
| Greece..... | 697 | 1.9 | 528 | 4.0 | 469 | 1.2 | 277 | 192 | 30 | 483 | 403 | 11 | 28 | 34 | 36 |
| Italy..... | 5,635 | 11.0 | 1,946 | 14.9 | 3,689 | 9.7 | 2,499 | 1,048 | 142 | 1,472 | 2,891 | 354 | 555 | 120 | 243 |
| Spain..... | 80 | 0.2 | 17 | 0.1 | 63 | 0.2 | 22 | 34 | 7 | 11 | 48 | 2 | 9 | 4 | 0 |
| Portugal..... | 13 | | 3 | | 10 | | 5 | 3 | 2 | 3 | 9 | | | 1 | 1 |
| Other Europe..... | 324 | 0.6 | 94 | 0.7 | 230 | 0.6 | 157 | 61 | 12 | 91 | 204 | 1 | 10 | 2 | 16 |
| Asia: | | | | | | | | | | | | | | | |
| Syria..... | 281 | 0.5 | 109 | 0.8 | 172 | 0.5 | 179 | 62 | 1 | 86 | 116 | 4 | 15 | 14 | 48 |
| Turkey in Asia..... | 50 | 0.1 | 30 | 0.2 | 20 | 0.1 | 9 | 11 | | 28 | 20 | 3 | 14 | 2 | 2 |
| Other Asia..... | 128 | 0.2 | 63 | 0.5 | 65 | 0.2 | 28 | 29 | 8 | 53 | 38 | 5 | 19 | 5 | 8 |
| America: | | | | | | | | | | | | | | | |
| Canada—French..... | 850 | 0.7 | 92 | 0.7 | 258 | 0.7 | 76 | 100 | 73 | 74 | 105 | 4 | 15 | 14 | 48 |
| Canada—Other..... | 2,607 | 5.1 | 847 | 6.5 | 1,760 | 4.6 | 368 | 882 | 510 | 640 | 1,341 | 72 | 183 | 126 | 236 |
| Newfoundland..... | 31 | 0.1 | 12 | 0.1 | 19 | | 3 | 9 | | 9 | 17 | | 3 | 2 | 2 |
| West Indies..... | 92 | 0.2 | 37 | 0.3 | 55 | 0.1 | 6 | 26 | 23 | 20 | 49 | 1 | 2 | 1 | 4 |
| Mexico..... | 93 | 0.2 | 27 | 0.2 | 66 | 0.2 | 8 | 31 | 27 | 22 | 50 | 2 | 4 | 3 | 12 |
| Central and South America..... | 113 | 0.2 | 56 | 0.4 | 57 | 0.1 | 5 | 25 | 27 | 45 | 49 | 3 | 3 | 8 | 5 |
| All other..... | 170 | 0.3 | 63 | 0.5 | 107 | 0.3 | 32 | 43 | 32 | 43 | 76 | 9 | 12 | 11 | 19 |
| Alabama..... | 54,486 | 100.0 | 15,710 | 100.0 | 38,726 | 100.0 | 19,700 | 14,671 | 4,355 | 10,729 | 26,144 | 2,240 | 5,330 | 2,741 | 7,252 |
| Europe: | | | | | | | | | | | | | | | |
| England..... | 7,001 | 12.9 | 1,760 | 11.2 | 5,241 | 13.5 | 1,684 | 2,494 | 1,063 | 1,239 | 3,372 | 112 | 514 | 409 | 1,355 |
| Scotland..... | 3,658 | 6.5 | 800 | 5.5 | 2,858 | 7.0 | 1,280 | 1,008 | 407 | 634 | 1,830 | 49 | 209 | 177 | 647 |
| Wales..... | 616 | 1.1 | 141 | 0.9 | 475 | 1.2 | 209 | 200 | 77 | 101 | 344 | 5 | 30 | 35 | 103 |
| Northern Ireland..... | 1,140 | 2.1 | 162 | 1.0 | 978 | 2.5 | 418 | 447 | 122 | 127 | 727 | 12 | 113 | 23 | 147 |
| Irish Free State..... | 3,636 | 6.5 | 413 | 2.6 | 3,223 | 8.1 | 1,270 | 1,446 | 407 | 316 | 2,149 | 31 | 365 | 66 | 609 |
| Norway..... | 713 | 1.3 | 205 | 1.7 | 448 | 1.2 | 187 | 226 | 35 | 171 | 253 | 40 | 79 | 54 | 116 |
| Sweden..... | 1,690 | 3.1 | 638 | 4.1 | 1,052 | 2.7 | 595 | 357 | 99 | 252 | 526 | 235 | 200 | 151 | 236 |
| Denmark..... | 676 | 1.1 | 182 | 1.2 | 394 | 1.0 | 182 | 153 | 29 | 88 | 210 | 46 | 58 | 48 | 126 |
| Netherlands..... | 341 | 0.6 | 95 | 0.6 | 246 | 0.6 | 109 | 126 | 20 | 63 | 130 | 24 | 60 | 8 | 56 |
| Belgium..... | 158 | 0.3 | 60 | 0.4 | 98 | 0.3 | 39 | 38 | 24 | 30 | 46 | 8 | 12 | 22 | 40 |
| Luxemburg..... | 20 | | 7 | | 13 | | 5 | 2 | | 6 | 4 | | 2 | 2 | 3 |
| Switzerland..... | 679 | 1.2 | 150 | 1.0 | 529 | 1.4 | 247 | 214 | 68 | 62 | 314 | 57 | 108 | 31 | 107 |
| France..... | 1,918 | 3.5 | 466 | 3.0 | 1,452 | 3.7 | 578 | 637 | 237 | 303 | 970 | 49 | 167 | 114 | 315 |
| Germany..... | 10,237 | 18.8 | 2,114 | 13.5 | 8,123 | 21.0 | 4,088 | 3,203 | 832 | 1,068 | 5,012 | 557 | 1,721 | 489 | 1,300 |
| Poland..... | 1,946 | 2.5 | 556 | 3.5 | 790 | 2.0 | 628 | 127 | 35 | 441 | 688 | 49 | 107 | 66 | 95 |
| Czechoslovakia..... | 1,180 | 2.2 | 483 | 3.1 | 703 | 1.8 | 522 | 140 | 41 | 50 | 293 | 392 | 140 | 221 | 221 |
| Austria..... | 1,180 | 2.2 | 386 | 2.5 | 800 | 2.1 | 479 | 259 | 62 | 204 | 534 | 67 | 143 | 85 | 123 |
| Hungary..... | 708 | 1.3 | 284 | 1.8 | 424 | 1.1 | 301 | 116 | 7 | 119 | 223 | 144 | 165 | 21 | 86 |
| Yugoslavia..... | 310 | 0.6 | 135 | 0.9 | 175 | 0.5 | 104 | 71 | 19 | 19 | 16 | 62 | 78 | 54 | 31 |
| Russia..... | 2,607 | 4.8 | 1,067 | 6.8 | 1,540 | 4.0 | 1,198 | 954 | 58 | 934 | 1,339 | 31 | 39 | 102 | 162 |
| Latvia..... | 92 | 0.2 | 40 | 0.3 | 43 | 0.1 | 31 | 9 | | 29 | 13 | | 20 | 20 | 30 |
| Lithuania..... | 179 | 0.3 | 88 | 0.6 | 91 | 0.2 | 79 | 12 | 3 | 62 | 68 | 14 | 11 | 12 | 13 |
| Finland..... | 119 | 0.2 | 51 | 0.3 | 68 | 0.2 | 42 | 21 | 5 | 10 | 25 | 21 | 35 | 11 | 8 |
| Rumania..... | 272 | 0.5 | 133 | 0.8 | 139 | 0.4 | 117 | 22 | | 108 | 109 | 13 | 10 | 12 | 20 |
| Bulgaria..... | 53 | 0.1 | 16 | 0.1 | 37 | 0.1 | 3 | 37 | | 6 | 2 | | 9 | 8 | 26 |
| Turkey in Europe..... | 5 | | 5 | | 5 | | 5 | | | 5 | 3 | | | | |
| Greece..... | 1,761 | 3.2 | 968 | 6.2 | 793 | 2.0 | 517 | 5 | | 888 | 688 | 33 | 20 | 47 | 76 |
| Italy..... | 6,686 | 12.1 | 2,140 | 13.6 | 4,446 | 11.5 | 3,313 | 1,057 | 76 | 1,810 | 3,687 | 93 | 237 | 237 | 522 |
| Spain..... | 346 | 0.6 | 68 | 0.4 | 278 | 0.7 | 62 | 197 | 19 | 59 | 226 | 2 | 15 | 7 | 37 |
| Portugal..... | 23 | | 7 | | 16 | | 4 | 12 | | 6 | 16 | | | 1 | 1 |
| Other Europe..... | 250 | 0.5 | 69 | 0.4 | 187 | 0.5 | 112 | 64 | 11 | 54 | 142 | 4 | 8 | 11 | 37 |
| Asia: | | | | | | | | | | | | | | | |
| Syria..... | 1,405 | 2.6 | 487 | 3.1 | 918 | 2.4 | 725 | 178 | 15 | 457 | 820 | 10 | 33 | 20 | 56 |
| Turkey in Asia..... | 104 | 0.2 | 62 | 0.4 | 42 | 0.1 | 32 | 3 | | 59 | 38 | 3 | 4 | 4 | 14 |
| Other Asia..... | 137 | 0.3 | 55 | 0.4 | 82 | 0.2 | 38 | 41 | 3 | 46 | 66 | | 2 | 8 | 11 |
| America: | | | | | | | | | | | | | | | |
| Canada—French..... | 342 | 0.6 | 117 | 0.7 | 225 | 0.6 | 67 | 99 | 59 | | | | | | |

COUNTRY OF ORIGIN OF THE FOREIGN WHITE STOCK

305

TABLE 10.—COUNTRY OF ORIGIN OF THE FOREIGN WHITE STOCK IN THE URBAN, RURAL-FARM, AND RURAL-NONFARM POPULATION, BY NATIVITY AND PARENTAGE, BY DIVISIONS AND STATES: 1930—Con.

| DIVISION OR STATE OF RESIDENCE AND COUNTRY OF ORIGIN | TOTAL FOREIGN WHITE STOCK | | FOREIGN-BORN WHITE | | NATIVE WHITE—FOREIGN OR MIXED PARENTAGE | | | | URBAN | | RURAL-FARM | | RURAL-NONFARM | | |
|--|---------------------------|----------|--------------------|----------|---|----------|----------------------|----------------|----------------|--------------------|---|--------------------|---|--------------------|---|
| | Number | Per cent | Number | Per cent | Total | | Both parents foreign | Father foreign | Mother foreign | Foreign-born white | Native white—Foreign or mixed parentage | Foreign-born white | Native white—Foreign or mixed parentage | Foreign-born white | Native white—Foreign or mixed parentage |
| | | | | | Number | Per cent | | | | | | | | | |
| Mississippi..... | 28,181 | 100.0 | 7,049 | 100.0 | 21,132 | 100.0 | 10,010 | 9,035 | 2,087 | 4,179 | 12,245 | 1,308 | 4,308 | 1,562 | 4,519 |
| Europe: | | | | | | | | | | | | | | | |
| England..... | 2,419 | 8.6 | 470 | 6.7 | 1,949 | 9.2 | 485 | 1,106 | 359 | 273 | 1,048 | 82 | 437 | 115 | 464 |
| Scotland..... | 708 | 2.7 | 124 | 1.8 | 644 | 3.0 | 220 | 315 | 109 | 77 | 342 | 27 | 161 | 20 | 141 |
| Wales..... | 95 | 0.3 | 18 | 0.3 | 77 | 0.4 | 35 | 33 | 0 | 10 | 45 | 5 | 17 | 3 | 15 |
| Northern Ireland..... | 717 | 2.5 | 54 | 0.8 | 663 | 3.1 | 223 | 358 | 82 | 33 | 202 | 13 | 259 | 8 | 112 |
| Irish Free State..... | 2,354 | 8.4 | 198 | 2.8 | 2,156 | 10.2 | 778 | 1,000 | 282 | 180 | 1,194 | 35 | 540 | 33 | 413 |
| Norway..... | 285 | 1.0 | 68 | 1.0 | 217 | 1.0 | 58 | 135 | 24 | 42 | 137 | 9 | 36 | 17 | 44 |
| Sweden..... | 716 | 2.5 | 209 | 2.9 | 510 | 2.4 | 211 | 262 | 37 | 118 | 270 | 57 | 130 | 31 | 110 |
| Denmark..... | 372 | 1.3 | 99 | 1.4 | 273 | 1.3 | 89 | 167 | 17 | 50 | 146 | 21 | 66 | 28 | 71 |
| Netherlands..... | 136 | 0.5 | 32 | 0.5 | 104 | 0.5 | 39 | 62 | 3 | 21 | 54 | 7 | 20 | 4 | 21 |
| Belgium..... | 116 | 0.4 | 37 | 0.5 | 79 | 0.4 | 17 | 45 | 17 | 19 | 40 | 8 | 29 | 10 | 10 |
| Luxemburg..... | 12 | | 5 | 0.1 | 7 | | 3 | 4 | | 1 | 3 | 3 | 3 | 1 | 1 |
| Switzerland..... | 356 | 1.3 | 53 | 0.8 | 303 | 1.4 | 106 | 162 | 36 | 26 | 151 | 17 | 74 | 10 | 78 |
| France..... | 1,380 | 4.9 | 196 | 2.8 | 1,184 | 5.6 | 430 | 607 | 147 | 120 | 754 | 10 | 162 | 57 | 208 |
| Germany..... | 4,898 | 17.4 | 739 | 10.5 | 4,159 | 19.7 | 1,981 | 1,865 | 333 | 406 | 2,435 | 161 | 791 | 172 | 933 |
| Poland..... | 745 | 2.6 | 296 | 4.2 | 449 | 2.1 | 123 | 123 | 20 | 192 | 810 | 10 | 24 | 94 | 109 |
| Czechoslovakia..... | 182 | 0.6 | 70 | 1.0 | 112 | 0.5 | 65 | 30 | 17 | 36 | 50 | 19 | 34 | 15 | 22 |
| Austria..... | 600 | 2.2 | 146 | 2.1 | 463 | 2.2 | 170 | 265 | 22 | 109 | 353 | 19 | 29 | 18 | 81 |
| Hungary..... | 117 | 0.4 | 44 | 0.6 | 73 | 0.3 | 40 | 27 | 6 | 21 | 27 | 13 | 31 | 10 | 15 |
| Yugoslavia..... | 583 | 1.9 | 189 | 2.7 | 344 | 1.6 | 237 | 100 | 1 | 171 | 313 | 11 | 10 | 7 | 21 |
| Russia..... | 1,287 | 4.4 | 524 | 7.4 | 713 | 3.4 | 504 | 182 | 27 | 302 | 309 | 18 | 27 | 204 | 287 |
| Latvia..... | 71 | 0.3 | 27 | 0.4 | 44 | 0.2 | 31 | 13 | | 21 | 31 | | 6 | 13 | 6 |
| Lithuania..... | 110 | 0.4 | 44 | 0.6 | 66 | 0.3 | 55 | 11 | | 28 | 51 | | 2 | 16 | 13 |
| Finland..... | 151 | 0.5 | 52 | 0.7 | 99 | 0.5 | 51 | 35 | 13 | 14 | 10 | 12 | 22 | 26 | 61 |
| Rumania..... | 99 | 0.4 | 31 | 0.4 | 68 | 0.3 | 31 | 31 | 0 | 21 | 48 | 4 | 11 | 6 | 9 |
| Bulgaria..... | 13 | | 4 | 0.1 | 9 | | 7 | | | 1 | 6 | 2 | 2 | 1 | 1 |
| Turkey in Europe..... | | | | | | | | | | | | | | | |
| Greece..... | 567 | 2.0 | 342 | 4.9 | 225 | 1.1 | 128 | 65 | 2 | 289 | 107 | 2 | 4 | 51 | 24 |
| Italy..... | 5,016 | 17.8 | 1,613 | 22.9 | 3,403 | 16.1 | 2,400 | 808 | 135 | 671 | 1,040 | 603 | 1,119 | 644 | 644 |
| Spain..... | 299 | 1.1 | 31 | 0.4 | 268 | 1.3 | 77 | 179 | 12 | 23 | 177 | 3 | 5 | 5 | 65 |
| Portugal..... | 10 | | 3 | | 7 | | 2 | 5 | | 1 | 3 | 1 | 1 | 3 | 3 |
| Other Europe..... | 103 | 0.6 | 37 | 0.5 | 126 | 0.6 | 68 | 52 | 6 | 20 | 81 | 5 | 9 | 12 | 36 |
| Asia: | | | | | | | | | | | | | | | |
| Syria..... | 1,773 | 6.3 | 693 | 9.8 | 1,080 | 5.1 | 838 | 223 | 19 | 574 | 880 | 11 | 20 | 108 | 174 |
| Turkey in Asia..... | 45 | 0.2 | 17 | 0.2 | 28 | 0.1 | 15 | 13 | | 17 | 28 | | 2 | 6 | 2 |
| Other Asia..... | 85 | 0.3 | 43 | 0.6 | 42 | 0.2 | 31 | 9 | 2 | 34 | 38 | 3 | 2 | 6 | 2 |
| America: | | | | | | | | | | | | | | | |
| Canada—French..... | 196 | 0.7 | 42 | 0.6 | 154 | 0.7 | 46 | 71 | 37 | 21 | 100 | 7 | 21 | 14 | 33 |
| Canada—Other..... | 1,026 | 3.6 | 309 | 4.4 | 717 | 3.4 | 129 | 370 | 218 | 192 | 419 | 45 | 135 | 72 | 163 |
| Newfoundland..... | 7 | | 2 | | 5 | | 1 | 1 | 3 | 1 | 3 | 1 | 1 | 2 | 2 |
| West Indies..... | 107 | 0.4 | 33 | 0.5 | 74 | 0.4 | 27 | 29 | 18 | 20 | 39 | 5 | 22 | 8 | 13 |
| Mexico..... | 118 | 0.4 | 44 | 0.6 | 74 | 0.4 | 30 | 22 | 22 | 20 | 31 | 18 | 31 | 6 | 12 |
| Central and South America..... | 157 | 0.6 | 78 | 1.1 | 79 | 0.4 | 31 | 18 | 30 | 30 | 28 | 28 | 40 | 20 | 16 |
| All other..... | 121 | 0.4 | 36 | 0.5 | 85 | 0.4 | 8 | 6 | 8 | 24 | 53 | 4 | 13 | 8 | 19 |
| Arkansas..... | 46,701 | 100.0 | 10,173 | 100.0 | 35,528 | 100.0 | 16,130 | 14,660 | 4,738 | 4,894 | 15,873 | 3,305 | 12,784 | 1,974 | 8,871 |
| Europe: | | | | | | | | | | | | | | | |
| England..... | 4,546 | 9.9 | 800 | 7.9 | 3,746 | 10.5 | 1,029 | 1,962 | 755 | 419 | 1,008 | 193 | 1,250 | 188 | 898 |
| Scotland..... | 1,385 | 3.0 | 229 | 2.3 | 1,156 | 3.3 | 404 | 479 | 206 | 120 | 516 | 47 | 327 | 62 | 313 |
| Wales..... | 339 | 0.7 | 51 | 0.5 | 288 | 0.8 | 105 | 127 | 66 | 31 | 129 | 5 | 74 | 15 | 85 |
| Northern Ireland..... | 714 | 1.6 | 100 | 1.0 | 614 | 1.7 | 221 | 309 | 84 | 50 | 291 | 10 | 175 | 31 | 148 |
| Irish Free State..... | 3,385 | 7.4 | 354 | 3.5 | 3,031 | 8.5 | 1,158 | 1,475 | 400 | 243 | 1,652 | 53 | 516 | 58 | 568 |
| Norway..... | 279 | 0.6 | 72 | 0.7 | 207 | 0.6 | 100 | 72 | 26 | 100 | 88 | 18 | 71 | 41 | 48 |
| Sweden..... | 931 | 2.0 | 249 | 2.4 | 682 | 1.9 | 209 | 315 | 98 | 118 | 291 | 86 | 241 | 150 | 150 |
| Denmark..... | 517 | 1.1 | 138 | 1.4 | 379 | 1.1 | 131 | 197 | 51 | 56 | 163 | 47 | 135 | 35 | 81 |
| Netherlands..... | 421 | 0.9 | 80 | 0.8 | 341 | 1.0 | 127 | 163 | 51 | 33 | 111 | 29 | 157 | 17 | 75 |
| Belgium..... | 246 | 0.5 | 78 | 0.8 | 168 | 0.5 | 71 | 68 | 29 | 33 | 81 | 26 | 57 | 10 | 30 |
| Luxemburg..... | 27 | 0.1 | 7 | 0.1 | 20 | 0.1 | 6 | 13 | 1 | 4 | 4 | 2 | 2 | 2 | 2 |
| Switzerland..... | 1,088 | 4.3 | 518 | 5.1 | 1,470 | 4.1 | 767 | 408 | 205 | 214 | 500 | 217 | 682 | 87 | 228 |
| France..... | 1,621 | 3.5 | 254 | 2.5 | 1,367 | 3.8 | 487 | 677 | 208 | 120 | 612 | 34 | 466 | 20 | 289 |
| Germany..... | 16,815 | 36.8 | 2,989 | 29.4 | 13,826 | 38.9 | 6,792 | 5,426 | 1,608 | 1,843 | 6,166 | 1,139 | 5,325 | 507 | 2,335 |
| Poland..... | 1,139 | 2.5 | 394 | 3.9 | 745 | 2.1 | 213 | 213 | 53 | 200 | 125 | 125 | 220 | 71 | 109 |
| Czechoslovakia..... | 1,230 | 2.7 | 404 | 4.0 | 826 | 2.3 | 596 | 155 | 75 | 52 | 92 | 308 | 631 | 44 | 103 |
| Austria..... | 942 | 2.1 | 293 | 2.9 | 649 | 1.8 | 334 | 254 | 61 | 137 | 292 | 103 | 230 | 53 | 127 |
| Hungary..... | 148 | 0.3 | 67 | 0.7 | 81 | 0.2 | 36 | 37 | 8 | 31 | 39 | 14 | 19 | 22 | 23 |
| Yugoslavia..... | 258 | 0.6 | 118 | 1.2 | 140 | 0.4 | 114 | 14 | 12 | 18 | 12 | 34 | 61 | 66 | 67 |
| Russia..... | 1,083 | 2.4 | 401 | 3.9 | 682 | 1.9 | 469 | 171 | 42 | 290 | 447 | 32 | 84 | 79 | 151 |
| Latvia..... | 26 | 0.1 | 10 | 0.1 | 16 | | 13 | 3 | | 2 | 6 | | 6 | 10 | 11 |
| Lithuania..... | 103 | 0.2 | 52 | 0.5 | 51 | 0.1 | 37 | 14 | | 28 | 18 | | 7 | 3 | 3 |
| Finland..... | 31 | 0.1 | 10 | 0.1 | 21 | 0.1 | 8 | 11 | 2 | 5 | 11 | 3 | 4 | 15 | 24 |
| Rumania..... | 85 | 0.2 | 36 | 0.4 | 49 | 0.1 | 20 | 20 | 3 | 18 | 18 | | 5 | 1 | 5 |
| Bulgaria..... | 61 | 0.1 | 33 | 0.3 | 28 | 0.1 | 17 | 11 | | 15 | 17 | | 5 | 1 | 5 |
| Turkey in Europe..... | 8 | | 2 | | 6 | | 6 | | | 2 | 2 | | 2 | 2 | 2 |
| Greece..... | 572 | 1.3 | 312 | 3.1 | 260 | 0.7 | 141 | 117 | 2 | 282 | 226 | 7 | 12 | 23 | 22 |
| Italy..... | 2,899 | 6.3 | 952 | 9.4 | 1,947 | 5.5 | 1,407 | 377 | 78 | 324 | 628 | 463 | 987 | 165 | 332 |
| Spain..... | 61 | 0.1 | 7 | 0.1 | 54 | 0.2 | 12 | 34 | 8 | 2 | 23 | | 2 | 1 | 21 |
| Portugal..... | 5 | | 4 | | 1 | | 2 | 2 | | 1 | 1 | | 1 | 1 | 1 |
| Other Europe..... | 139 | 0.3 | 33 | 0.3 | 106 | 0.3 | 58 | 43 | 10 | 19 | 62 | 5 | 25 | 9 | 19 |
| Asia: | | | | | | | | | | | | | | | |
| Syria..... | 579 | 1.3 | 221 | 2.2 | 358 | 1.0 | 237 | 111 | 10 | 149 | 228 | 9 | 17 | 63 | 113 |
| Turkey in Asia..... | 27 | 0.1 | 18 | 0.2 | 9 | | 6 | 1 | | 15 | 8 | | 3 | 1 | 1 |
| Other Asia..... | 55 | 0.1 | 17 | 0.2 | 38 | 0.1 | 10 | 25 | 3 | 10 | 28 | 2 | 4 | 5 | 6 |
| America: | | | | | | | | | | | | | | | |
| Canada—French..... | 380 | 0.8 | 77 | 0.8 | 303 | 0.9 | 82 | 153 | 68 | 49 | 153 | 13 | 83 | 15 | 67 |
| Canada—Other..... | 2,202 | 4.8 | 618 | 6.1 | 1,584 | 4.5 | 23 | | | | | | | | |

POPULATION

TABLE 10.—COUNTRY OF ORIGIN OF THE FOREIGN WHITE STOCK IN THE URBAN, RURAL-FARM, AND RURAL-NONFARM POPULATION, BY NATIVITY AND PARENTAGE, BY DIVISIONS AND STATES: 1930—Con.

| DIVISION OR STATE OF RESIDENCE AND COUNTRY OF ORIGIN | TOTAL FOREIGN WHITE STOCK | | FOREIGN-BORN WHITE | | NATIVE WHITE—FOREIGN OR MIXED PARENTAGE | | | URBAN | | RURAL-FARM | | RURAL-NONFARM | | | |
|--|---------------------------|----------|--------------------|----------|---|----------|----------------------|----------------|----------------|--------------------|---|--------------------|---|--------------------|---|
| | Number | Per cent | Number | Per cent | Total | | Both parents foreign | Father foreign | Mother foreign | Foreign-born white | Native white—Foreign or mixed parentage | Foreign-born white | Native white—Foreign or mixed parentage | Foreign-born white | Native white—Foreign or mixed parentage |
| | | | | | Number | Per cent | | | | | | | | | |
| Louisiana..... | 145,588 | 100.0 | 34,910 | 100.0 | 110,678 | 100.0 | 61,797 | 38,847 | 10,084 | 26,284 | 84,894 | 4,065 | 12,875 | 4,561 | 13,309 |
| Europe: | | | | | | | | | | | | | | | |
| England..... | 7,046 | 4.8 | 1,512 | 4.3 | 5,534 | 5.0 | 1,595 | 2,872 | 1,067 | 1,279 | 4,335 | 70 | 403 | 103 | 736 |
| Scotland..... | 1,970 | 1.4 | 435 | 1.2 | 1,535 | 1.4 | 655 | 648 | 232 | 333 | 1,184 | 52 | 160 | 50 | 192 |
| Wales..... | 2,879 | 0.2 | 60 | 0.2 | 2,238 | 0.2 | 103 | 90 | 30 | 55 | 167 | 6 | 28 | 5 | 38 |
| Northern Ireland..... | 2,206 | 1.6 | 234 | 0.7 | 2,032 | 1.8 | 1,013 | 686 | 333 | 207 | 1,758 | 4 | 107 | 23 | 167 |
| Irish Free State..... | 9,346 | 6.4 | 970 | 2.8 | 8,376 | 7.6 | 4,373 | 2,655 | 1,348 | 850 | 7,215 | 38 | 455 | 82 | 700 |
| Norway..... | 1,082 | 0.7 | 487 | 1.4 | 595 | 0.5 | 262 | 285 | 48 | 405 | 477 | 10 | 43 | 72 | 75 |
| Sweden..... | 1,341 | 0.9 | 433 | 1.2 | 908 | 0.8 | 360 | 468 | 80 | 313 | 646 | 40 | 86 | 80 | 176 |
| Denmark..... | 1,016 | 0.7 | 315 | 0.9 | 701 | 0.6 | 311 | 351 | 30 | 250 | 530 | 23 | 65 | 42 | 106 |
| Netherlands..... | 659 | 0.5 | 220 | 0.6 | 439 | 0.4 | 171 | 215 | 53 | 156 | 330 | 19 | 42 | 45 | 67 |
| Belgium..... | 1,057 | 0.7 | 307 | 0.9 | 750 | 0.7 | 307 | 346 | 97 | 165 | 317 | 102 | 335 | 40 | 98 |
| Luxemburg..... | 30 | | 10 | | 20 | | 4 | 14 | 2 | 7 | 2 | 0 | 1 | 5 | |
| Switzerland..... | 1,271 | 0.9 | 260 | 0.7 | 1,011 | 0.9 | 418 | 489 | 104 | 194 | 819 | 31 | 71 | 35 | 121 |
| France..... | 17,813 | 11.9 | 2,935 | 8.4 | 14,378 | 13.0 | 6,094 | 6,776 | 1,508 | 2,317 | 11,701 | 174 | 929 | 444 | 1,748 |
| Germany..... | 26,745 | 18.4 | 3,616 | 10.4 | 23,129 | 20.9 | 12,956 | 7,992 | 2,181 | 2,792 | 19,489 | 370 | 1,540 | 454 | 2,094 |
| Poland..... | 1,556 | 1.1 | 655 | 1.9 | 901 | 0.8 | 632 | 232 | 37 | 597 | 804 | 24 | 43 | 34 | 54 |
| Czechoslovakia..... | 865 | 0.6 | 332 | 1.0 | 533 | 0.5 | 340 | 136 | 57 | 130 | 242 | 143 | 208 | 59 | 83 |
| Austria..... | 1,641 | 1.1 | 407 | 1.3 | 1,174 | 1.1 | 507 | 591 | 76 | 380 | 993 | 40 | 83 | 47 | 98 |
| Hungary..... | 969 | 0.7 | 361 | 1.0 | 608 | 0.5 | 487 | 88 | 33 | 90 | 145 | 253 | 421 | 18 | 42 |
| Yugoslavia..... | 934 | 0.6 | 397 | 1.1 | 537 | 0.5 | 248 | 277 | 12 | 169 | 251 | 61 | 109 | 167 | 177 |
| Russia..... | 3,405 | 2.4 | 1,375 | 3.9 | 2,090 | 1.9 | 1,467 | 491 | 142 | 1,304 | 1,979 | 13 | 40 | 58 | 77 |
| Latvia..... | 48 | | 23 | 0.1 | 25 | | 13 | 12 | | 18 | 19 | | 5 | 6 | |
| Lithuania..... | 75 | 0.1 | 31 | 0.1 | 44 | | 33 | 9 | | 24 | 37 | | 7 | 7 | |
| Finland..... | 188 | 0.1 | 82 | 0.2 | 106 | 0.1 | 49 | 51 | 6 | 57 | 56 | 8 | 25 | 17 | 25 |
| Rumania..... | 291 | 0.2 | 127 | 0.4 | 164 | 0.1 | 90 | 59 | 15 | 116 | 142 | 6 | 13 | 5 | 9 |
| Bulgaria..... | 58 | | 29 | 0.1 | 29 | | 16 | 12 | 1 | 18 | 14 | 4 | 6 | 7 | 9 |
| Turkey in Europe..... | 19 | | 12 | | 7 | | 7 | 7 | | 10 | 4 | 2 | 3 | | |
| Greece..... | 1,006 | 0.7 | 574 | 1.6 | 492 | 0.4 | 261 | 224 | 7 | 523 | 463 | 3 | 8 | 48 | 32 |
| Italy..... | 48,438 | 33.3 | 13,526 | 38.7 | 34,912 | 31.5 | 25,467 | 8,276 | 1,169 | 9,297 | 23,061 | 2,413 | 6,875 | 1,816 | 4,976 |
| Spain..... | 2,690 | 1.8 | 666 | 1.9 | 2,024 | 1.8 | 677 | 1,200 | 147 | 507 | 1,724 | 13 | 52 | 140 | 248 |
| Portugal..... | 193 | 0.1 | 52 | 0.1 | 146 | 0.1 | 67 | 76 | 3 | 41 | 120 | 5 | 5 | 11 | 12 |
| Other Europe..... | 922 | 0.6 | 169 | 0.5 | 763 | 0.7 | 466 | 240 | 51 | 138 | 671 | 1 | 24 | 20 | 68 |
| Asia: | | | | | | | | | | | | | | | |
| Syria..... | 2,538 | 1.7 | 929 | 2.7 | 1,607 | 1.5 | 1,153 | 403 | 51 | 690 | 1,162 | 20 | 45 | 219 | 400 |
| Turkey in Asia..... | 233 | 0.2 | 117 | 0.3 | 116 | 0.1 | 58 | 50 | 2 | 106 | 93 | 3 | 10 | 8 | 13 |
| Other Asia..... | 178 | 0.1 | 88 | 0.3 | 90 | 0.1 | 33 | 42 | 15 | 65 | 63 | 11 | 12 | 12 | 15 |
| America: | | | | | | | | | | | | | | | |
| Canada—French..... | 805 | 0.6 | 222 | 0.6 | 673 | 0.6 | 192 | 371 | 110 | 134 | 430 | 17 | 65 | 71 | 178 |
| Canada—Other..... | 2,688 | 1.8 | 750 | 2.2 | 1,929 | 1.7 | 416 | 1,091 | 422 | 577 | 1,452 | 60 | 193 | 122 | 270 |
| Newfoundland..... | 48 | | 18 | 0.1 | 30 | | 15 | 13 | 2 | 16 | 23 | | 1 | 2 | 6 |
| West Indies..... | 909 | 0.7 | 359 | 1.0 | 640 | 0.6 | 168 | 310 | 162 | 328 | 581 | 8 | 11 | 23 | 48 |
| Mexico..... | 1,209 | 0.8 | 557 | 1.6 | 652 | 0.6 | 146 | 317 | 189 | 514 | 559 | 5 | 35 | 38 | 58 |
| Central and South America..... | 1,523 | 1.0 | 1,023 | 2.9 | 505 | 0.5 | 108 | 241 | 156 | 977 | 445 | 6 | 21 | 40 | 30 |
| All other..... | 420 | 0.3 | 170 | 0.5 | 250 | 0.2 | 76 | 129 | 45 | 135 | 198 | 10 | 25 | 25 | 27 |
| Oklahoma..... | 129,119 | 100.0 | 26,753 | 100.0 | 102,366 | 100.0 | 48,465 | 38,202 | 15,999 | 11,878 | 44,288 | 9,085 | 37,984 | 5,790 | 20,094 |
| Europe: | | | | | | | | | | | | | | | |
| England..... | 13,249 | 10.3 | 2,099 | 7.8 | 11,150 | 10.9 | 3,175 | 5,510 | 2,465 | 1,177 | 5,661 | 397 | 2,063 | 525 | 2,520 |
| Scotland..... | 4,685 | 3.6 | 866 | 3.2 | 3,819 | 3.7 | 1,402 | 1,641 | 778 | 1,115 | 2,114 | 120 | 782 | 231 | 923 |
| Wales..... | 1,323 | 1.0 | 235 | 0.9 | 1,088 | 1.1 | 429 | 459 | 200 | 110 | 611 | 34 | 199 | 52 | 278 |
| Northern Ireland..... | 2,369 | 1.8 | 262 | 1.0 | 2,107 | 2.1 | 877 | 925 | 305 | 163 | 1,218 | 52 | 427 | 47 | 463 |
| Irish Free State..... | 8,384 | 6.5 | 690 | 2.6 | 7,694 | 7.5 | 3,353 | 3,225 | 1,117 | 447 | 4,427 | 121 | 1,753 | 122 | 1,511 |
| Norway..... | 1,291 | 1.0 | 243 | 0.9 | 1,048 | 1.0 | 518 | 333 | 116 | 131 | 457 | 70 | 372 | 42 | 192 |
| Sweden..... | 3,777 | 2.9 | 835 | 3.1 | 2,942 | 2.9 | 1,455 | 1,059 | 428 | 449 | 1,641 | 236 | 757 | 150 | 544 |
| Denmark..... | 2,062 | 1.6 | 516 | 1.9 | 1,546 | 1.5 | 702 | 636 | 208 | 210 | 670 | 190 | 563 | 110 | 304 |
| Netherlands..... | 905 | 0.7 | 160 | 0.6 | 739 | 0.7 | 334 | 291 | 124 | 82 | 334 | 45 | 252 | 30 | 159 |
| Belgium..... | 635 | 0.5 | 217 | 0.8 | 418 | 0.4 | 206 | 146 | 64 | 114 | 196 | 49 | 121 | 54 | 89 |
| Luxemburg..... | 151 | 0.1 | 31 | 0.1 | 120 | 0.1 | 64 | 36 | 20 | 10 | 33 | 18 | 65 | 3 | 22 |
| Switzerland..... | 2,769 | 2.1 | 493 | 1.8 | 2,276 | 2.2 | 1,048 | 860 | 368 | 143 | 799 | 250 | 1,046 | 100 | 431 |
| France..... | 3,803 | 2.9 | 717 | 2.7 | 3,086 | 3.0 | 1,347 | 1,235 | 504 | 319 | 1,450 | 105 | 380 | 233 | 726 |
| Germany..... | 37,990 | 29.4 | 5,893 | 22.0 | 32,097 | 31.4 | 15,020 | 11,977 | 4,101 | 2,201 | 12,807 | 2,614 | 13,607 | 988 | 5,593 |
| Poland..... | 3,888 | 3.0 | 1,162 | 4.3 | 2,726 | 2.7 | 1,852 | 673 | 171 | 417 | 686 | 406 | 1,506 | 240 | 534 |
| Czechoslovakia..... | 6,291 | 4.9 | 1,897 | 7.0 | 4,424 | 4.3 | 2,848 | 987 | 580 | 467 | 1,066 | 1,107 | 2,763 | 293 | 595 |
| Austria..... | 1,937 | 1.5 | 530 | 2.0 | 1,407 | 1.4 | 854 | 325 | 228 | 217 | 596 | 186 | 679 | 127 | 232 |
| Hungary..... | 581 | 0.4 | 191 | 0.7 | 390 | 0.4 | 210 | 114 | 57 | 100 | 178 | 57 | 151 | 34 | 61 |
| Yugoslavia..... | 369 | 0.3 | 162 | 0.6 | 207 | 0.2 | 148 | 47 | 12 | 47 | 60 | 67 | 65 | 61 | 61 |
| Russia..... | 12,849 | 10.0 | 3,613 | 13.5 | 9,236 | 9.0 | 6,132 | 2,176 | 928 | 1,023 | 1,943 | 1,901 | 6,000 | 689 | 1,287 |
| Latvia..... | 144 | 0.1 | 74 | 0.3 | 70 | 0.1 | 61 | 9 | | 69 | 69 | | 5 | 6 | 6 |
| Lithuania..... | 473 | 0.4 | 189 | 0.7 | 284 | 0.3 | 192 | 81 | 11 | 127 | 166 | 21 | 53 | 41 | 65 |
| Finland..... | 60 | 0.1 | 25 | 0.1 | 41 | | 25 | 10 | 6 | 17 | 27 | 3 | 6 | 5 | 8 |
| Rumania..... | 398 | 0.3 | 140 | 0.5 | 258 | 0.3 | 161 | 66 | 31 | 67 | 109 | 59 | 134 | 14 | 15 |
| Bulgaria..... | 202 | 0.2 | 109 | 0.4 | 93 | 0.1 | 36 | 54 | 3 | 48 | 19 | 49 | 48 | 12 | 26 |
| Turkey in Europe..... | 1 | | 1 | | 1 | | 1 | 1 | | 1 | 1 | | 1 | | |
| Greece..... | 1,194 | 0.9 | 642 | 2.4 | 492 | 0.5 | 277 | 213 | 2 | 596 | 440 | 14 | 27 | 32 | 25 |
| Italy..... | 3,427 | 2.7 | 1,157 | 4.3 | 2,270 | 2.2 | 1,507 | 575 | 98 | 305 | 751 | 199 | 430 | 653 | 1,089 |
| Spain..... | 171 | 0.1 | 50 | 0.2 | 121 | 0.1 | 53 | 45 | 23 | 37 | 83 | 3 | 11 | 10 | 27 |
| Portugal..... | 30 | | 12 | | 27 | | 18 | 9 | | 5 | 16 | 5 | 5 | 2 | 8 |
| Other Europe..... | 420 | 0.3 | 72 | 0.3 | 348 | 0.3 | 202 | 103 | 43 | 30 | 149 | 25 | 133 | 17 | 66 |
| Asia: | | | | | | | | | | | | | | | |
| Syria..... | 2,064 | 1.6 | 809 | 3.0 | 1,255 | 1.2 | 1,042 | 204 | 9 | 495 | 683 | 45 | 121 | 209 | 451 |
| Turkey in Asia..... | 35 | 0 | | | | | | | | | | | | | |

COUNTRY OF ORIGIN OF THE FOREIGN WHITE STOCK

307

TABLE 10.—COUNTRY OF ORIGIN OF THE FOREIGN WHITE STOCK IN THE URBAN, RURAL-FARM, AND RURAL-NONFARM POPULATION, BY NATIVITY AND PARENTAGE, BY DIVISIONS AND STATES: 1930—Con.

| DIVISION OR STATE OF RESIDENCE AND COUNTRY OF ORIGIN | TOTAL FOREIGN WHITE STOCK | | FOREIGN-BORN WHITE | | NATIVE WHITE—FOREIGN OR MIXED PARENTAGE | | | | URBAN | | RURAL-FARM | | RURAL-NONFARM | | |
|--|---------------------------|----------|--------------------|----------|---|----------|----------------------|----------------|----------------|--------------------|---|--------------------|---|--------------------|---|
| | Number | Per cent | Number | Per cent | Total | | Both parents foreign | Father foreign | Mother foreign | Foreign-born white | Native white—Foreign or mixed parentage | Foreign-born white | Native white—Foreign or mixed parentage | Foreign-born white | Native white—Foreign or mixed parentage |
| | | | | | Number | Per cent | | | | | | | | | |
| Texas..... | 426,293 | 100.0 | 96,396 | 100.0 | 327,897 | 100.0 | 173,886 | 109,144 | 44,867 | 55,124 | 155,438 | 29,875 | 124,783 | 13,397 | 47,676 |
| Europe: | | | | | | | | | | | | | | | |
| England..... | 20,603 | 6.9 | 6,782 | 6.9 | 22,821 | 7.0 | 6,068 | 11,652 | 4,501 | 5,023 | 16,170 | 702 | 3,799 | 967 | 3,852 |
| Scotland..... | 8,068 | 1.9 | 1,711 | 1.7 | 6,357 | 1.9 | 2,367 | 2,034 | 1,056 | 1,239 | 4,153 | 214 | 1,048 | 258 | 1,161 |
| Wales..... | 1,299 | 0.3 | 260 | 0.3 | 1,039 | 0.3 | 386 | 468 | 185 | 194 | 727 | 32 | 141 | 34 | 171 |
| Northern Ireland..... | 4,256 | 1.0 | 616 | 0.6 | 3,640 | 1.1 | 1,453 | 1,656 | 531 | 473 | 2,576 | 62 | 479 | 91 | 586 |
| Irish Free State..... | 18,665 | 4.4 | 2,907 | 3.0 | 15,758 | 4.8 | 6,636 | 6,855 | 2,207 | 2,325 | 11,024 | 181 | 2,230 | 401 | 2,504 |
| Norway..... | 5,543 | 1.3 | 1,490 | 1.5 | 4,053 | 1.2 | 2,256 | 1,256 | 532 | 916 | 2,053 | 336 | 1,230 | 238 | 770 |
| Sweden..... | 14,365 | 3.4 | 4,017 | 4.1 | 10,348 | 3.2 | 6,217 | 3,040 | 1,091 | 2,047 | 5,262 | 1,387 | 3,668 | 583 | 1,428 |
| Denmark..... | 4,908 | 1.2 | 1,350 | 1.4 | 3,558 | 1.1 | 1,834 | 1,449 | 275 | 771 | 1,969 | 364 | 1,005 | 215 | 584 |
| Netherlands..... | 1,997 | 0.5 | 578 | 0.6 | 1,419 | 0.4 | 674 | 591 | 154 | 330 | 790 | 139 | 341 | 109 | 288 |
| Belgium..... | 1,233 | 0.3 | 407 | 0.4 | 826 | 0.3 | 434 | 294 | 98 | 107 | 402 | 147 | 286 | 63 | 138 |
| Luxemburg..... | 145 | | 45 | | 100 | | 57 | 34 | 9 | 24 | 38 | 10 | 36 | 11 | 26 |
| Switzerland..... | 6,314 | 1.5 | 1,410 | 1.4 | 4,904 | 1.5 | 2,255 | 1,992 | 657 | 754 | 2,485 | 455 | 1,655 | 201 | 764 |
| France..... | 10,185 | 2.4 | 1,792 | 1.8 | 8,393 | 2.6 | 3,731 | 3,473 | 1,189 | 1,254 | 5,708 | 230 | 1,407 | 308 | 1,278 |
| Germany..... | 153,362 | 36.0 | 25,913 | 26.3 | 127,449 | 38.9 | 70,202 | 41,774 | 15,413 | 10,719 | 40,360 | 10,999 | 58,505 | 4,195 | 19,524 |
| Poland..... | 14,369 | 3.4 | 4,589 | 4.7 | 9,780 | 3.0 | 6,846 | 2,184 | 750 | 2,959 | 4,423 | 1,145 | 4,493 | 485 | 894 |
| Czechoslovakia..... | 48,200 | 11.5 | 12,282 | 12.5 | 36,918 | 11.2 | 23,102 | 9,108 | 4,338 | 1,887 | 4,088 | 8,630 | 28,264 | 1,766 | 4,285 |
| Austria..... | 11,217 | 2.6 | 3,300 | 3.4 | 7,917 | 2.4 | 4,674 | 2,252 | 991 | 1,728 | 3,399 | 1,050 | 3,316 | 522 | 1,202 |
| Hungary..... | 1,029 | 0.4 | 622 | 0.6 | 1,004 | 0.3 | 660 | 237 | 107 | 407 | 605 | 131 | 269 | 84 | 130 |
| Yugoslavia..... | 1,120 | 0.3 | 464 | 0.5 | 656 | 0.2 | 461 | 165 | 30 | 315 | 386 | 108 | 205 | 41 | 65 |
| Russia..... | 14,455 | 3.4 | 5,467 | 5.6 | 8,988 | 2.7 | 6,708 | 1,688 | 692 | 4,334 | 6,227 | 672 | 2,003 | 401 | 768 |
| Latvia..... | 254 | 0.1 | 140 | 0.1 | 114 | | 87 | 25 | 2 | 110 | 65 | 4 | 20 | 15 | 20 |
| Lithuania..... | 702 | 0.2 | 308 | 0.3 | 394 | 0.1 | 292 | 84 | 18 | 277 | 320 | 10 | 36 | 21 | 29 |
| Finland..... | 391 | 0.1 | 180 | 0.2 | 211 | 0.1 | 134 | 52 | 25 | 134 | 165 | 10 | 24 | 30 | 22 |
| Rumania..... | 1,256 | 0.3 | 544 | 0.6 | 712 | 0.2 | 503 | 150 | 59 | 479 | 690 | 37 | 86 | 28 | 30 |
| Bulgaria..... | 81 | | 49 | | 32 | | 13 | 18 | 1 | 34 | 23 | 9 | 10 | | 1 |
| Turkey in Europe..... | 36 | | 23 | | 13 | | 11 | 2 | | 22 | 12 | | | | |
| Greece..... | 3,350 | 0.8 | 1,803 | 1.8 | 1,547 | 0.5 | 887 | 944 | 16 | 1,682 | 1,395 | 43 | 52 | 78 | 100 |
| Italy..... | 21,651 | 5.1 | 6,550 | 6.7 | 15,101 | 4.6 | 10,979 | 3,603 | 519 | 4,897 | 10,007 | 1,215 | 3,342 | 438 | 1,062 |
| Spain..... | 1,788 | 0.4 | 714 | 0.7 | 1,074 | 0.3 | 495 | 469 | 110 | 613 | 869 | 28 | 84 | 73 | 121 |
| Portugal..... | 158 | | 39 | | 119 | | 54 | 61 | 4 | 29 | 97 | 4 | 27 | 6 | 19 |
| Other Europe..... | 2,398 | 0.6 | 409 | 0.4 | 1,989 | 0.6 | 1,238 | 470 | 281 | 256 | 783 | 96 | 683 | 57 | 319 |
| Asia: | | | | | | | | | | | | | | | |
| Syria..... | 4,278 | 1.0 | 1,070 | 1.7 | 2,608 | 0.8 | 2,092 | 480 | 30 | 1,442 | 2,282 | 33 | 72 | 105 | 254 |
| Turkey in Asia..... | 511 | 0.1 | 268 | 0.3 | 243 | 0.1 | 155 | 74 | 14 | 212 | 193 | 13 | 20 | 43 | 30 |
| Other Asia..... | 695 | 0.2 | 317 | 0.3 | 378 | 0.1 | 203 | 128 | 47 | 200 | 278 | 16 | 46 | 32 | 55 |
| America: | | | | | | | | | | | | | | | |
| Canada—French..... | 1,797 | 0.4 | 462 | 0.5 | 1,335 | 0.4 | 442 | 613 | 290 | 325 | 949 | 29 | 105 | 68 | 291 |
| Canada—Other..... | 12,960 | 3.0 | 4,073 | 4.1 | 8,886 | 2.7 | 1,805 | 4,447 | 2,644 | 2,020 | 6,566 | 545 | 1,075 | 602 | 1,465 |
| Newfoundland..... | 131 | | 63 | | 78 | | 28 | 24 | 26 | 44 | 71 | 1 | 8 | 6 | 6 |
| West Indies..... | 655 | 0.2 | 302 | 0.3 | 353 | 0.1 | 80 | 161 | 112 | 207 | 202 | 13 | 47 | 22 | 44 |
| Mexico..... | 10,483 | 4.6 | 3,692 | 3.8 | 15,791 | 4.8 | 6,228 | 4,004 | 5,559 | 2,634 | 8,199 | 684 | 4,394 | 474 | 3,105 |
| Central and South America..... | 675 | 0.2 | 320 | 0.3 | 355 | 0.1 | 66 | 147 | 142 | 207 | 257 | 14 | 44 | 39 | 54 |
| All other..... | 1,334 | 0.3 | 488 | 0.5 | 896 | 0.3 | 323 | 371 | 202 | 312 | 496 | 96 | 243 | 80 | 157 |
| Montana..... | 283,788 | 100.0 | 72,961 | 100.0 | 169,827 | 100.0 | 94,580 | 43,197 | 23,050 | 27,303 | 57,694 | 25,950 | 60,140 | 10,702 | 42,993 |
| Europe: | | | | | | | | | | | | | | | |
| England..... | 19,815 | 8.5 | 6,020 | 8.3 | 13,795 | 8.6 | 6,385 | 4,041 | 2,760 | 2,880 | 6,004 | 1,060 | 3,215 | 2,092 | 4,516 |
| Scotland..... | 8,174 | 3.5 | 2,721 | 3.7 | 5,453 | 3.4 | 2,686 | 1,744 | 1,023 | 1,071 | 2,161 | 930 | 1,743 | 714 | 1,549 |
| Wales..... | 2,262 | 1.0 | 580 | 0.8 | 1,682 | 1.0 | 827 | 577 | 278 | 298 | 744 | 118 | 405 | 164 | 473 |
| Northern Ireland..... | 4,628 | 2.0 | 1,095 | 1.5 | 3,533 | 2.2 | 2,040 | 998 | 495 | 617 | 1,780 | 260 | 888 | 222 | 865 |
| Irish Free State..... | 17,940 | 7.7 | 3,950 | 5.4 | 13,990 | 8.7 | 6,068 | 3,810 | 1,622 | 2,948 | 7,074 | 555 | 2,440 | 1,052 | 3,870 |
| Norway..... | 29,386 | 12.6 | 8,091 | 12.3 | 20,395 | 12.7 | 12,596 | 5,025 | 2,774 | 2,191 | 4,865 | 4,546 | 10,029 | 2,254 | 5,501 |
| Sweden..... | 16,226 | 6.0 | 5,655 | 7.8 | 10,571 | 6.8 | 6,719 | 2,357 | 1,495 | 2,286 | 4,070 | 2,012 | 3,839 | 1,407 | 2,602 |
| Denmark..... | 8,109 | 3.5 | 2,541 | 3.5 | 5,568 | 3.5 | 3,377 | 1,661 | 630 | 485 | 1,194 | 1,601 | 3,041 | 455 | 1,393 |
| Netherlands..... | 3,752 | 1.6 | 1,253 | 1.7 | 2,499 | 1.6 | 1,546 | 666 | 287 | 184 | 354 | 863 | 1,682 | 206 | 463 |
| Belgium..... | 1,211 | 0.5 | 509 | 0.7 | 702 | 0.4 | 491 | 175 | 30 | 163 | 163 | 318 | 345 | 38 | 143 |
| Luxemburg..... | 386 | 0.2 | 108 | 0.1 | 278 | 0.2 | 171 | 90 | 17 | 98 | 64 | 23 | 25 | 11 | 51 |
| Switzerland..... | 3,032 | 1.3 | 901 | 1.2 | 2,131 | 1.3 | 1,179 | 650 | 302 | 293 | 691 | 413 | 963 | 196 | 477 |
| France..... | 2,578 | 1.1 | 653 | 0.9 | 1,925 | 1.2 | 1,034 | 609 | 232 | 260 | 749 | 221 | 634 | 172 | 542 |
| Germany..... | 30,377 | 13.0 | 6,155 | 8.4 | 24,222 | 15.1 | 14,011 | 6,916 | 3,295 | 2,153 | 8,104 | 10,002 | 1,362 | 6,116 | |
| Poland..... | 3,244 | 1.4 | 1,144 | 1.6 | 2,100 | 1.3 | 1,582 | 308 | 150 | 392 | 656 | 493 | 1,079 | 259 | 865 |
| Czechoslovakia..... | 5,078 | 2.2 | 1,714 | 2.3 | 3,364 | 2.1 | 2,398 | 631 | 335 | 660 | 777 | 909 | 1,802 | 445 | 785 |
| Austria..... | 4,163 | 1.8 | 1,435 | 2.0 | 2,728 | 1.7 | 2,011 | 467 | 250 | 548 | 1,138 | 439 | 891 | 448 | 699 |
| Hungary..... | 890 | 0.4 | 360 | 0.5 | 530 | 0.3 | 403 | 69 | 58 | 151 | 262 | 142 | 170 | 67 | 98 |
| Yugoslavia..... | 9,278 | 4.0 | 3,877 | 5.3 | 5,401 | 3.4 | 4,708 | 636 | 69 | 1,788 | 2,167 | 526 | 890 | 1,563 | 2,335 |
| Russia..... | 13,761 | 5.9 | 4,212 | 5.8 | 9,549 | 5.9 | 7,248 | 1,650 | 761 | 921 | 1,773 | 2,731 | 6,626 | 560 | 1,150 |
| Latvia..... | 42 | | 19 | | 23 | | 14 | 4 | 5 | 5 | 9 | 0 | 11 | 5 | 6 |
| Lithuania..... | 369 | 0.2 | 175 | 0.2 | 194 | 0.1 | 169 | 24 | 1 | 143 | 161 | 320 | 1,016 | 633 | 719 |
| Finland..... | 6,051 | 2.6 | 2,700 | 3.7 | 3,351 | 2.1 | 2,820 | 357 | 174 | 1,438 | 1,616 | 620 | 1,016 | 106 | 106 |
| Rumania..... | 1,450 | 0.6 | 641 | 0.9 | 809 | 0.5 | 577 | 155 | 77 | 150 | 171 | 358 | 538 | 106 | 100 |
| Bulgaria..... | 278 | 0.1 | 107 | 0.3 | 81 | 0.1 | 38 | 43 | | 68 | 81 | 62 | 25 | 67 | 25 |
| Turkey in Europe..... | 1 | | 1 | | | | | | | | | | | | |
| Greece..... | 1,220 | 0.5 | 840 | 1.2 | 380 | 0.2 | 162 | 215 | 3 | 551 | 233 | 53 | 35 | 236 | 112 |
| Italy..... | 6,325 | 2.7 | 2,840 | 3.9 | 3,485 | 2.2 | 2,798 | 697 | 90 | 1,080 | 1,344 | 463 | 612 | 1,297 | 1,529 |
| Spain..... | 169 | 0.1 | 67 | 0.1 | 102 | 0.1 | 58 | 30 | 14 | 30 | 51 | 21 | 21 | 8 | 9 |
| Portugal..... | | | | | | | | | | | | | | | |

POPULATION

TABLE 10.—COUNTRY OF ORIGIN OF THE FOREIGN WHITE STOCK IN THE URBAN, RURAL-FARM, AND RURAL-NONFARM POPULATION, BY NATIVITY AND PARENTAGE, BY DIVISIONS AND STATES: 1930—Con.

| DIVISION OR STATE OF RESIDENCE AND COUNTRY OF ORIGIN | TOTAL FOREIGN WHITE STOCK | | FOREIGN-BORN WHITE | | NATIVE WHITE—FOREIGN OR MIXED PARENTAGE | | | | URBAN | | RURAL-FARM | | RURAL-NONFARM | | |
|--|---------------------------|----------|--------------------|----------|---|----------|----------------------|----------------|----------------|--------------------|---|--------------------|---|--------------------|---|
| | Number | Per cent | Number | Per cent | Total | | Both parents foreign | Father foreign | Mother foreign | Foreign-born white | Native white—Foreign or mixed parentage | Foreign-born white | Native white—Foreign or mixed parentage | Foreign-born white | Native white—Foreign or mixed parentage |
| | | | | | Number | Per cent | | | | | | | | | |
| Idaho..... | 117,373 | 100.0 | 30,464 | 100.0 | 86,919 | 100.0 | 42,888 | 27,887 | 16,104 | 0,186 | 25,849 | 10,815 | 36,398 | 10,503 | 24,072 |
| Europe: | | | | | | | | | | | | | | | |
| England..... | 20,227 | 17.2 | 3,252 | 10.7 | 16,975 | 19.5 | 6,553 | 0,150 | 4,272 | 1,151 | 5,023 | 1,045 | 7,224 | 1,056 | 4,728 |
| Scotland..... | 4,901 | 4.3 | 1,025 | 3.4 | 3,876 | 4.6 | 1,721 | 1,464 | 781 | 308 | 358 | 1,587 | 209 | 1,077 | 544 |
| Wales..... | 2,689 | 2.3 | 355 | 1.2 | 2,334 | 2.7 | 1,121 | 752 | 461 | 149 | 852 | 107 | 938 | 99 | 461 |
| Northern Ireland..... | 1,619 | 1.4 | 284 | 0.9 | 1,335 | 1.5 | 705 | 430 | 191 | 102 | 456 | 87 | 418 | 95 | 1,125 |
| Irish Free State..... | 4,003 | 3.4 | 616 | 2.0 | 3,387 | 3.9 | 1,753 | 1,150 | 834 | 252 | 1,382 | 145 | 880 | 219 | 1,064 |
| Norway..... | 7,226 | 6.2 | 2,148 | 7.1 | 5,078 | 5.8 | 2,886 | 1,404 | 838 | 1,099 | 2,280 | 1,521 | 3,590 | 1,680 | 2,258 |
| Sweden..... | 12,328 | 10.5 | 4,200 | 13.8 | 8,128 | 9.4 | 4,711 | 2,173 | 1,244 | 1,099 | 1,616 | 790 | 3,479 | 438 | 1,732 |
| Denmark..... | 8,494 | 7.2 | 1,667 | 5.5 | 6,827 | 7.9 | 3,341 | 2,203 | 1,283 | 430 | 1,616 | 181 | 437 | 75 | 189 |
| Netherlands..... | 1,152 | 1.0 | 341 | 1.1 | 811 | 0.9 | 385 | 245 | 151 | 85 | 185 | 50 | 70 | 130 | 20 |
| Belgium..... | 330 | 0.3 | 118 | 0.4 | 212 | 0.2 | 109 | 67 | 36 | 12 | 36 | 21 | 61 | 8 | 29 |
| Luxemburg..... | 167 | 0.1 | 41 | 0.1 | 126 | 0.1 | 57 | 39 | 30 | 12 | 36 | 21 | 61 | 3 | 29 |
| Switzerland..... | 4,220 | 3.6 | 1,038 | 3.4 | 3,182 | 3.7 | 1,093 | 921 | 568 | 189 | 643 | 520 | 1,734 | 829 | 805 |
| France..... | 1,594 | 1.4 | 381 | 1.3 | 1,213 | 1.4 | 597 | 420 | 196 | 130 | 449 | 145 | 410 | 106 | 345 |
| Germany..... | 17,468 | 14.9 | 3,427 | 11.3 | 14,041 | 16.2 | 7,586 | 4,406 | 2,049 | 941 | 3,933 | 1,585 | 6,405 | 901 | 3,703 |
| Poland..... | 463 | 0.4 | 227 | 0.7 | 236 | 0.3 | 134 | 82 | 20 | 65 | 71 | 62 | 92 | 100 | 73 |
| Czechoslovakia..... | 1,575 | 1.3 | 541 | 1.8 | 1,034 | 1.2 | 683 | 211 | 140 | 110 | 254 | 302 | 623 | 129 | 167 |
| Austria..... | 1,033 | 0.9 | 399 | 1.3 | 634 | 0.7 | 404 | 159 | 71 | 103 | 183 | 154 | 254 | 142 | 197 |
| Hungary..... | 213 | 0.2 | 106 | 0.3 | 107 | 0.1 | 76 | 24 | 7 | 21 | 20 | 54 | 74 | 31 | 13 |
| Yugoslavia..... | 913 | 0.8 | 489 | 1.6 | 424 | 0.5 | 337 | 64 | 3 | 157 | 92 | 103 | 186 | 229 | 149 |
| Russia..... | 3,730 | 3.2 | 1,153 | 3.8 | 2,577 | 3.0 | 1,808 | 531 | 238 | 177 | 306 | 075 | 1,644 | 301 | 567 |
| Latvia..... | 11 | 0.0 | 4 | 0.0 | 7 | 0.0 | 6 | 2 | 0 | 3 | 7 | 1 | 5 | 1 | 3 |
| Lithuania..... | 27 | 0.0 | 18 | 0.1 | 9 | 0.0 | 9 | 0 | 0 | 3 | 1 | 1 | 5 | 11 | 3 |
| Finland..... | 1,898 | 1.6 | 858 | 2.8 | 1,040 | 1.2 | 894 | 129 | 77 | 92 | 139 | 331 | 525 | 435 | 370 |
| Rumania..... | 285 | 0.2 | 110 | 0.4 | 175 | 0.2 | 146 | 21 | 8 | 18 | 61 | 132 | 31 | 27 | 1 |
| Bulgaria..... | 45 | 0.0 | 29 | 0.1 | 16 | 0.0 | 9 | 7 | 1 | 11 | 10 | 9 | 5 | 9 | 1 |
| Turkey in Europe..... | 2 | 0.0 | 1 | 0.0 | 1 | 0.0 | 1 | 1 | 0 | 1 | 1 | 0 | 1 | 1 | 1 |
| Greece..... | 704 | 0.6 | 414 | 1.4 | 290 | 0.3 | 180 | 109 | 1 | 187 | 180 | 72 | 62 | 155 | 48 |
| Italy..... | 2,737 | 2.3 | 1,153 | 3.8 | 1,584 | 1.8 | 1,243 | 297 | 44 | 452 | 628 | 263 | 492 | 438 | 464 |
| Spain..... | 2,128 | 1.8 | 1,086 | 3.6 | 1,042 | 1.2 | 957 | 55 | 30 | 303 | 358 | 357 | 277 | 426 | 407 |
| Portugal..... | 125 | 0.1 | 18 | 0.1 | 27 | 0.0 | 10 | 14 | 3 | 2 | 4 | 13 | 15 | 3 | 8 |
| Other Europe..... | 135 | 0.1 | 33 | 0.1 | 102 | 0.1 | 48 | 26 | 28 | 13 | 36 | 14 | 43 | 6 | 23 |
| Asia: | | | | | | | | | | | | | | | |
| Syria..... | 116 | 0.1 | 43 | 0.1 | 72 | 0.1 | 43 | 18 | 11 | 11 | 13 | 17 | 30 | 15 | 29 |
| Turkey in Asia..... | 23 | 0.0 | 11 | 0.0 | 12 | 0.0 | 5 | 7 | 0 | 2 | 3 | 5 | 6 | 1 | 1 |
| Other Asia..... | 82 | 0.1 | 33 | 0.1 | 49 | 0.1 | 19 | 21 | 9 | 15 | 20 | 1 | 13 | 17 | 16 |
| America: | | | | | | | | | | | | | | | |
| Canada—French..... | 2,075 | 1.8 | 571 | 1.9 | 1,504 | 1.7 | 617 | 603 | 284 | 222 | 547 | 118 | 389 | 231 | 568 |
| Canada—Other..... | 11,640 | 9.9 | 3,931 | 12.9 | 7,709 | 8.9 | 1,970 | 3,355 | 2,384 | 1,446 | 2,763 | 927 | 2,256 | 1,558 | 2,690 |
| Newfoundland..... | 87 | 0.1 | 41 | 0.1 | 46 | 0.1 | 24 | 14 | 8 | 9 | 7 | 4 | 13 | 28 | 26 |
| West Indies..... | 10 | 0.0 | 7 | 0.0 | 12 | 0.0 | 3 | 2 | 0 | 4 | 3 | 1 | 2 | 2 | 7 |
| Mexico..... | 198 | 0.2 | 68 | 0.2 | 130 | 0.1 | 17 | 67 | 46 | 14 | 43 | 19 | 52 | 35 | 35 |
| Central and South America..... | 54 | 0.0 | 30 | 0.1 | 24 | 0.0 | 10 | 7 | 7 | 9 | 2 | 7 | 13 | 14 | 9 |
| All other..... | 628 | 0.5 | 187 | 0.6 | 441 | 0.5 | 112 | 205 | 124 | 61 | 141 | 68 | 212 | 58 | 88 |
| Wyoming..... | 65,686 | 100.0 | 19,658 | 100.0 | 46,028 | 100.0 | 26,439 | 12,648 | 7,041 | 7,043 | 16,379 | 4,804 | 13,589 | 7,751 | 18,080 |
| Europe: | | | | | | | | | | | | | | | |
| England..... | 8,988 | 13.7 | 2,105 | 10.7 | 6,883 | 15.0 | 2,971 | 2,343 | 1,599 | 898 | 2,406 | 413 | 1,926 | 794 | 2,551 |
| Scotland..... | 4,541 | 6.9 | 1,424 | 7.2 | 3,117 | 6.8 | 1,592 | 929 | 596 | 534 | 1,154 | 331 | 698 | 559 | 1,295 |
| Wales..... | 1,111 | 1.7 | 222 | 1.1 | 889 | 1.9 | 431 | 272 | 186 | 112 | 347 | 31 | 170 | 70 | 363 |
| Northern Ireland..... | 888 | 1.4 | 179 | 0.9 | 709 | 1.5 | 345 | 243 | 121 | 77 | 325 | 43 | 148 | 59 | 236 |
| Irish Free State..... | 3,449 | 5.3 | 584 | 3.0 | 2,865 | 6.2 | 1,588 | 827 | 450 | 314 | 1,392 | 113 | 611 | 157 | 862 |
| Norway..... | 2,127 | 3.2 | 647 | 3.3 | 1,480 | 3.2 | 814 | 413 | 263 | 205 | 591 | 150 | 387 | 220 | 502 |
| Sweden..... | 5,157 | 7.9 | 1,783 | 9.1 | 3,374 | 7.3 | 2,082 | 786 | 506 | 641 | 1,336 | 486 | 1,075 | 656 | 963 |
| Denmark..... | 2,968 | 4.5 | 775 | 3.9 | 2,193 | 4.8 | 1,256 | 661 | 276 | 327 | 787 | 275 | 799 | 173 | 607 |
| Netherlands..... | 404 | 0.6 | 101 | 0.5 | 303 | 0.7 | 134 | 119 | 50 | 26 | 91 | 45 | 138 | 30 | 74 |
| Belgium..... | 322 | 0.5 | 139 | 0.7 | 183 | 0.4 | 111 | 49 | 23 | 20 | 31 | 39 | 65 | 80 | 87 |
| Luxemburg..... | 36 | 0.1 | 7 | 0.0 | 29 | 0.1 | 13 | 14 | 2 | 1 | 3 | 4 | 14 | 2 | 12 |
| Switzerland..... | 1,036 | 1.6 | 250 | 1.3 | 786 | 1.7 | 381 | 234 | 171 | 43 | 196 | 136 | 361 | 71 | 229 |
| France..... | 1,179 | 1.8 | 359 | 1.8 | 820 | 1.8 | 441 | 226 | 163 | 77 | 269 | 120 | 191 | 162 | 360 |
| Germany..... | 9,201 | 14.0 | 1,714 | 8.7 | 7,487 | 16.3 | 4,149 | 2,249 | 1,089 | 604 | 2,614 | 603 | 2,722 | 507 | 2,151 |
| Poland..... | 1,674 | 2.5 | 604 | 3.1 | 1,070 | 2.3 | 886 | 164 | 30 | 133 | 232 | 192 | 359 | 279 | 470 |
| Czechoslovakia..... | 1,640 | 2.3 | 521 | 2.7 | 1,019 | 2.2 | 733 | 177 | 109 | 194 | 416 | 140 | 289 | 147 | 314 |
| Austria..... | 1,239 | 1.9 | 457 | 2.3 | 782 | 1.7 | 566 | 155 | 61 | 91 | 178 | 121 | 234 | 245 | 370 |
| Hungary..... | 424 | 0.6 | 175 | 0.9 | 249 | 0.5 | 207 | 27 | 15 | 42 | 56 | 55 | 87 | 78 | 106 |
| Yugoslavia..... | 3,024 | 4.6 | 1,322 | 6.7 | 1,702 | 3.7 | 1,486 | 187 | 29 | 487 | 715 | 60 | 92 | 805 | 895 |
| Russia..... | 4,146 | 6.3 | 1,375 | 7.0 | 2,771 | 6.0 | 2,271 | 321 | 179 | 354 | 608 | 816 | 1,804 | 205 | 359 |
| Latvia..... | 14 | 0.0 | 6 | 0.0 | 8 | 0.0 | 2 | 1 | 0 | 4 | 7 | 0 | 2 | 1 | 1 |
| Lithuania..... | 81 | 0.1 | 35 | 0.2 | 46 | 0.1 | 39 | 7 | 0 | 7 | 10 | 3 | 7 | 25 | 20 |
| Finland..... | 1,417 | 2.2 | 633 | 3.2 | 784 | 1.7 | 600 | 92 | 32 | 165 | 240 | 62 | 86 | 400 | 458 |
| Rumania..... | 114 | 0.2 | 55 | 0.3 | 59 | 0.1 | 45 | 13 | 1 | 21 | 35 | 16 | 18 | 18 | 6 |
| Bulgaria..... | 111 | 0.2 | 68 | 0.3 | 43 | 0.1 | 29 | 13 | 1 | 17 | 17 | 10 | 8 | 41 | 18 |
| Turkey in Europe..... | 2 | 0.0 | 1 | 0.0 | 1 | 0.0 | 1 | 1 | 0 | 1 | 1 | 0 | 1 | 1 | 1 |
| Greece..... | 1,454 | 2.2 | 888 | 4.5 | 566 | 1.2 | 392 | 174 | 528 | 313 | 23 | 22 | 337 | 231 | 231 |
| Italy..... | 3,737 | 5.7 | 1,653 | 8.4 | 2,084 | 4.5 | 1,714 | 305 | 65 | 526 | 712 | 150 | 198 | 977 | 1,174 |
| Spain..... | 230 | 0.4 | 119 | 0.6 | 111 | 0.2 | 63 | 38 | 10 | 27 | 37 | 46 | 34 | 46 | 40 |
| Portugal..... | 51 | 0.1 | 23 | 0.1 | 28 | 0.1 | 12 | 16 | 0 | 4 | 5 | 13 | 17 | 6 | 6 |
| Other Europe..... | 126 | 0.2 | 29 | 0.1 | 97 | 0.2 | 69 | 22 | 6 | 6 | 21 | 10 | 37 | 13 | 39 |
| Asia: | | | | | | | | | | | | | | | |
| Syria..... | 103 | 0.2 | 45 | 0.2 | 58 | 0.1 | 52 | 6 | 0 | 16 | 21 | 13 | 14 | 1 | |

COUNTRY OF ORIGIN OF THE FOREIGN WHITE STOCK

309

TABLE 10.—COUNTRY OF ORIGIN OF THE FOREIGN WHITE STOCK IN THE URBAN, RURAL-FARM, AND RURAL-NONFARM POPULATION, BY NATIVITY AND PARENTAGE, BY DIVISIONS AND STATES: 1930—Con.

| DIVISION OR STATE OF RESIDENCE AND COUNTRY OF ORIGIN | TOTAL FOREIGN WHITE STOCK | | FOREIGN-BORN WHITE | | NATIVE WHITE—FOREIGN OR MIXED PARENTAGE | | | URBAN | | RURAL-FARM | | RURAL-NONFARM | | | |
|--|---------------------------|----------|--------------------|----------|---|----------|----------------------|----------------|----------------|--------------------|---|--------------------|---|--------------------|---|
| | Number | Per cent | Number | Per cent | Total | | Both parents foreign | Father foreign | Mother foreign | Foreign-born white | Native white—Foreign or mixed parentage | Foreign-born white | Native white—Foreign or mixed parentage | Foreign-born white | Native white—Foreign or mixed parentage |
| | | | | | Number | Per cent | | | | | | | | | |
| Colorado..... | 202,011 | 100.0 | 85,408 | 100.0 | 206,605 | 100.0 | 125,681 | 55,148 | 25,528 | 48,039 | 113,820 | 18,878 | 51,701 | 18,480 | 41,084 |
| Europe: | | | | | | | | | | | | | | | |
| England..... | 28,538 | 9.8 | 6,891 | 8.1 | 21,407 | 10.5 | 8,885 | 3,256 | 4,508 | 4,263 | 12,444 | 906 | 3,975 | 1,722 | 5,228 |
| Scotland..... | 10,443 | 3.0 | 2,877 | 3.4 | 7,566 | 3.7 | 3,675 | 1,319 | 1,799 | 1,769 | 4,467 | 375 | 1,203 | 743 | 1,896 |
| Wales..... | 4,187 | 1.4 | 1,081 | 1.2 | 3,126 | 1.5 | 1,564 | 1,107 | 465 | 585 | 1,736 | 132 | 500 | 344 | 890 |
| Northern Ireland..... | 4,937 | 1.7 | 900 | 1.1 | 4,037 | 2.0 | 2,086 | 1,298 | 688 | 671 | 2,819 | 92 | 570 | 137 | 639 |
| Irish Free State..... | 18,148 | 6.2 | 3,184 | 3.7 | 14,964 | 7.2 | 8,851 | 3,003 | 2,210 | 2,420 | 10,904 | 301 | 1,747 | 454 | 2,318 |
| Norway..... | 4,415 | 1.5 | 1,261 | 1.5 | 3,154 | 1.5 | 1,851 | 784 | 519 | 738 | 1,755 | 208 | 772 | 255 | 627 |
| Sweden..... | 23,730 | 8.1 | 8,328 | 9.8 | 15,402 | 7.5 | 10,406 | 3,243 | 1,753 | 4,950 | 8,830 | 1,886 | 4,075 | 1,488 | 2,497 |
| Denmark..... | 7,412 | 2.5 | 2,374 | 2.8 | 5,038 | 2.4 | 3,074 | 1,361 | 603 | 1,151 | 2,304 | 730 | 1,731 | 493 | 1,088 |
| Netherlands..... | 2,871 | 1.0 | 810 | 0.9 | 2,061 | 1.0 | 1,186 | 684 | 291 | 553 | 1,310 | 107 | 445 | 90 | 306 |
| Belgium..... | 1,088 | 0.4 | 390 | 0.5 | 678 | 0.3 | 374 | 211 | 99 | 123 | 229 | 200 | 42 | 67 | 107 |
| Luxemburg..... | 202 | 0.1 | 51 | 0.1 | 151 | 0.1 | 92 | 47 | 12 | 28 | 85 | 19 | 978 | 254 | 629 |
| Switzerland..... | 4,396 | 1.5 | 1,202 | 1.4 | 3,194 | 1.5 | 1,659 | 1,075 | 460 | 615 | 1,687 | 333 | 285 | 790 | 790 |
| France..... | 4,682 | 1.6 | 1,072 | 1.3 | 3,610 | 1.7 | 1,820 | 1,229 | 561 | 500 | 2,071 | 227 | 740 | 363 | 790 |
| Germany..... | 50,355 | 17.2 | 9,988 | 11.7 | 40,367 | 19.5 | 23,353 | 12,019 | 4,995 | 5,697 | 22,299 | 2,473 | 11,183 | 1,818 | 6,855 |
| Poland..... | 5,711 | 2.0 | 2,488 | 2.9 | 3,223 | 1.6 | 2,531 | 494 | 198 | 1,965 | 2,402 | 183 | 401 | 350 | 420 |
| Czechoslovakia..... | 5,210 | 1.8 | 1,714 | 2.0 | 3,496 | 1.7 | 2,604 | 574 | 318 | 828 | 1,701 | 535 | 1,203 | 351 | 592 |
| Austria..... | 7,207 | 2.5 | 2,468 | 2.9 | 4,739 | 2.3 | 3,441 | 1,001 | 297 | 1,249 | 2,410 | 504 | 1,129 | 715 | 1,194 |
| Hungary..... | 1,614 | 0.6 | 690 | 0.8 | 924 | 0.4 | 699 | 143 | 82 | 443 | 570 | 95 | 140 | 152 | 214 |
| Yugoslavia..... | 10,473 | 3.6 | 3,650 | 4.3 | 6,823 | 3.3 | 5,850 | 802 | 81 | 1,674 | 3,103 | 410 | 887 | 1,557 | 2,823 |
| Russia..... | 36,095 | 12.4 | 12,979 | 15.2 | 23,116 | 11.2 | 19,315 | 2,509 | 1,292 | 5,906 | 8,631 | 6,436 | 11,681 | 1,637 | 2,504 |
| Latvia..... | 117 | 0.04 | 61 | 0.1 | 56 | 0.03 | 49 | 4 | 3 | 48 | 5 | 1 | 1 | 1 | 8 |
| Lithuania..... | 496 | 0.2 | 262 | 0.3 | 234 | 0.1 | 185 | 40 | 9 | 182 | 154 | 23 | 35 | 47 | 47 |
| Finland..... | 1,252 | 0.4 | 563 | 0.7 | 689 | 0.3 | 533 | 104 | 52 | 239 | 355 | 77 | 120 | 247 | 214 |
| Rumania..... | 949 | 0.3 | 450 | 0.5 | 499 | 0.2 | 380 | 80 | 30 | 336 | 364 | 38 | 72 | 70 | 63 |
| Bulgaria..... | 403 | 0.1 | 271 | 0.3 | 132 | 0.1 | 73 | 59 | 30 | 60 | 30 | 33 | 17 | 178 | 85 |
| Turkey in Europe..... | 14 | 0.005 | 9 | 0.01 | 5 | 0.002 | 4 | 1 | 1 | 8 | 5 | 1 | 1 | 1 | 1 |
| Greece..... | 1,178 | 0.4 | 1,230 | 1.4 | 748 | 0.4 | 417 | 331 | 1 | 829 | 483 | 63 | 64 | 333 | 171 |
| Italy..... | 31,353 | 10.7 | 10,670 | 12.5 | 20,683 | 10.0 | 15,884 | 4,277 | 522 | 5,205 | 10,691 | 2,257 | 4,550 | 3,208 | 5,442 |
| Spain..... | 604 | 0.2 | 210 | 0.2 | 394 | 0.2 | 176 | 176 | 42 | 125 | 205 | 22 | 67 | 69 | 122 |
| Portugal..... | 53 | 0.02 | 15 | 0.02 | 38 | 0.02 | 19 | 17 | 2 | 3 | 11 | 6 | 12 | 6 | 15 |
| Other Europe..... | 417 | 0.1 | 91 | 0.1 | 326 | 0.2 | 240 | 59 | 18 | 50 | 212 | 14 | 61 | 21 | 53 |
| Asia: | | | | | | | | | | | | | | | |
| Syria..... | 630 | 0.2 | 254 | 0.3 | 376 | 0.2 | 295 | 70 | 11 | 178 | 257 | 7 | 18 | 69 | 101 |
| Turkey in Asia..... | 128 | 0.04 | 78 | 0.1 | 50 | 0.02 | 26 | 22 | 2 | 53 | 24 | 6 | 12 | 19 | 14 |
| Other Asia..... | 252 | 0.1 | 135 | 0.2 | 117 | 0.1 | 67 | 40 | 20 | 99 | 75 | 17 | 32 | 19 | 10 |
| America: | | | | | | | | | | | | | | | |
| Canada—French..... | 2,568 | 0.9 | 572 | 0.7 | 1,996 | 1.0 | 627 | 867 | 502 | 356 | 1,213 | 98 | 377 | 118 | 400 |
| Canada—Other..... | 16,688 | 5.7 | 5,244 | 6.1 | 11,444 | 5.5 | 2,833 | 5,008 | 3,543 | 3,523 | 6,923 | 757 | 2,183 | 904 | 2,838 |
| Newfoundland..... | 69 | 0.02 | 27 | 0.03 | 42 | 0.02 | 10 | 12 | 10 | 21 | 28 | 1 | 1 | 6 | 3 |
| West Indies..... | 146 | 0.05 | 61 | 0.1 | 85 | 0.04 | 13 | 34 | 38 | 49 | 62 | 3 | 9 | 0 | 14 |
| Mexico..... | 1,073 | 0.4 | 336 | 0.4 | 737 | 0.4 | 274 | 359 | 104 | 186 | 331 | 60 | 134 | 60 | 272 |
| Central and South America..... | 425 | 0.1 | 213 | 0.2 | 212 | 0.1 | 71 | 78 | 63 | 105 | 112 | 73 | 56 | 35 | 44 |
| All other..... | 712 | 0.2 | 276 | 0.3 | 436 | 0.2 | 177 | 151 | 108 | 105 | 274 | 87 | 81 | 44 | 81 |
| New Mexico..... | 29,002 | 100.0 | 7,797 | 100.0 | 21,205 | 100.0 | 10,741 | 7,281 | 3,183 | 3,423 | 9,728 | 1,394 | 4,462 | 2,980 | 7,015 |
| Europe: | | | | | | | | | | | | | | | |
| England..... | 2,812 | 9.7 | 648 | 8.3 | 2,164 | 10.2 | 760 | 931 | 473 | 287 | 1,004 | 100 | 416 | 255 | 744 |
| Scotland..... | 1,295 | 4.5 | 354 | 4.5 | 941 | 4.4 | 404 | 332 | 205 | 137 | 449 | 50 | 177 | 167 | 315 |
| Wales..... | 300 | 1.0 | 99 | 1.3 | 201 | 0.9 | 83 | 80 | 38 | 36 | 110 | 6 | 81 | 57 | 54 |
| Northern Ireland..... | 532 | 1.8 | 91 | 1.2 | 441 | 2.1 | 207 | 163 | 71 | 56 | 248 | 20 | 64 | 15 | 129 |
| Irish Free State..... | 1,705 | 5.9 | 218 | 2.8 | 1,487 | 7.0 | 690 | 594 | 233 | 109 | 743 | 28 | 255 | 51 | 489 |
| Norway..... | 431 | 1.5 | 119 | 1.5 | 312 | 1.5 | 177 | 93 | 42 | 43 | 159 | 21 | 50 | 103 | 201 |
| Sweden..... | 895 | 3.1 | 263 | 3.4 | 632 | 2.9 | 368 | 167 | 87 | 118 | 309 | 68 | 112 | 78 | 21 |
| Denmark..... | 372 | 1.3 | 101 | 1.3 | 271 | 1.3 | 144 | 83 | 44 | 55 | 115 | 26 | 45 | 26 | 84 |
| Netherlands..... | 273 | 0.9 | 64 | 0.8 | 209 | 1.0 | 103 | 76 | 30 | 30 | 80 | 8 | 15 | 10 | 20 |
| Belgium..... | 114 | 0.4 | 34 | 0.4 | 80 | 0.4 | 34 | 39 | 7 | 14 | 42 | 10 | 18 | 10 | 5 |
| Luxemburg..... | 21 | 0.1 | 5 | 0.1 | 16 | 0.1 | 5 | 11 | 1 | 2 | 6 | 1 | 5 | 2 | 5 |
| Switzerland..... | 510 | 1.8 | 117 | 1.5 | 393 | 1.9 | 203 | 128 | 62 | 44 | 149 | 49 | 149 | 24 | 95 |
| France..... | 924 | 3.2 | 259 | 3.3 | 665 | 3.1 | 248 | 317 | 100 | 119 | 320 | 67 | 141 | 73 | 204 |
| Germany..... | 4,953 | 17.1 | 936 | 12.0 | 4,017 | 18.9 | 2,027 | 1,527 | 463 | 420 | 1,600 | 208 | 982 | 305 | 1,126 |
| Poland..... | 272 | 0.9 | 97 | 1.2 | 175 | 0.8 | 142 | 25 | 8 | 49 | 95 | 17 | 32 | 31 | 48 |
| Czechoslovakia..... | 443 | 1.5 | 143 | 1.8 | 300 | 1.4 | 195 | 76 | 29 | 42 | 97 | 87 | 145 | 44 | 58 |
| Austria..... | 903 | 3.1 | 316 | 4.1 | 587 | 2.8 | 425 | 113 | 49 | 117 | 190 | 68 | 160 | 131 | 281 |
| Hungary..... | 131 | 0.5 | 59 | 0.8 | 72 | 0.3 | 46 | 14 | 12 | 22 | 32 | 13 | 12 | 24 | 28 |
| Yugoslavia..... | 1,278 | 4.4 | 490 | 6.3 | 788 | 3.7 | 734 | 45 | 9 | 197 | 327 | 45 | 104 | 249 | 357 |
| Russia..... | 688 | 2.4 | 219 | 2.8 | 469 | 2.2 | 340 | 82 | 47 | 80 | 165 | 87 | 229 | 52 | 75 |
| Latvia..... | 6 | 0.002 | 4 | 0.1 | 2 | 0.01 | 2 | 2 | 1 | 1 | 1 | 1 | 1 | 1 | 1 |
| Lithuania..... | 41 | 0.1 | 24 | 0.3 | 17 | 0.1 | 7 | 10 | 1 | 11 | 6 | 3 | 4 | 10 | 7 |
| Finland..... | 74 | 0.3 | 41 | 0.5 | 33 | 0.2 | 21 | 11 | 1 | 2 | 8 | 5 | 9 | 34 | 21 |
| Rumania..... | 32 | 0.1 | 20 | 0.3 | 12 | 0.1 | 7 | 1 | 4 | 10 | 10 | 3 | 7 | 7 | 2 |
| Bulgaria..... | 25 | 0.1 | 11 | 0.1 | 14 | 0.1 | 12 | 1 | 1 | 4 | 3 | 3 | 11 | 4 | 4 |
| Turkey in Europe..... | 494 | 1.7 | 292 | 3.7 | 202 | 1.0 | 129 | 73 | 70 | 140 | 62 | 25 | 38 | 121 | 102 |
| Greece..... | 3,377 | 11.6 | 1,259 | 16.1 | 2,118 | 10.0 | 1,012 | 439 | 70 | 586 | 983 | 180 | 288 | 523 | 847 |
| Italy..... | 261 | 0.9 | 152 | 1.9 | 209 | 1.0 | 99 | 95 | 15 | 40 | 72 | 38 | 63 | 74 | 8 |
| Spain..... | 39 | 0.1 | 4 | 0.1 | 25 | 0.1 | 25 | 25 | 1 | 1 | 6 | 1 | 11 | 7 | 8 |
| Portugal..... | 63 | 0.2 | 20 | 0.3 | 43 | 0.2 | 37 | 5 | 1 | 1 | 13 | 2 | 11 | 17 | 19 |
| Other Europe..... | 53 | 0.2 | 9 | 0.1 | 44 | 0.2 | 37 | 5 | 1 | 1 | 13 | 2 | 11 | 17 | 19 |
| Asia: | | | | | | | | | | | | | | | |
| Syria..... | 583 | 2.0 | | | | | | | | | | | | | |

POPULATION

TABLE 10.—COUNTRY OF ORIGIN OF THE FOREIGN WHITE STOCK IN THE URBAN, RURAL-FARM, AND RURAL-NONFARM POPULATION, BY NATIVITY AND PARENTAGE, BY DIVISIONS AND STATES: 1930—Con.

| DIVISION OR STATE OF RESIDENCE AND COUNTRY OF ORIGIN | TOTAL FOREIGN WHITE STOCK | | FOREIGN-BORN WHITE | | NATIVE WHITE—FOREIGN OR MIXED PARENTAGE | | | | URBAN | | RURAL-FARM | | RURAL-NONFARM | | |
|--|---------------------------|----------|--------------------|----------|---|----------|----------------------|----------------|----------------|--------------------|---|--------------------|---|--------------------|---|
| | Number | Per cent | Number | Per cent | Total | | Both parents foreign | Father foreign | Mother foreign | Foreign-born white | Native white—Foreign or mixed parentage | Foreign-born white | Native white—Foreign or mixed parentage | Foreign-born white | Native white—Foreign or mixed parentage |
| | | | | | Number | Per cent | | | | | | | | | |
| Arizona..... | 54,131 | 100.0 | 15,591 | 100.0 | 38,540 | 100.0 | 18,902 | 11,786 | 7,852 | 7,556 | 18,187 | 1,638 | 4,994 | 6,307 | 15,379 |
| Europe: | | | | | | | | | | | | | | | |
| England..... | 8,133 | 15.0 | 2,300 | 14.8 | 5,824 | 15.1 | 2,296 | 2,099 | 1,420 | 1,166 | 2,546 | 105 | 837 | 978 | 2,441 |
| Scotland..... | 2,209 | 4.1 | 579 | 3.7 | 1,630 | 4.2 | 711 | 611 | 308 | 257 | 692 | 49 | 183 | 273 | 755 |
| Wales..... | 609 | 1.1 | 139 | 0.9 | 470 | 1.2 | 202 | 171 | 97 | 72 | 208 | 17 | 61 | 50 | 201 |
| Northern Ireland..... | 1,180 | 2.2 | 235 | 1.5 | 945 | 2.5 | 474 | 810 | 152 | 112 | 472 | 13 | 87 | 110 | 386 |
| Irish Free State..... | 3,906 | 7.2 | 653 | 4.2 | 3,253 | 8.4 | 1,723 | 991 | 539 | 350 | 1,676 | 42 | 286 | 261 | 1,291 |
| Norway..... | 1,160 | 2.1 | 295 | 1.9 | 865 | 2.2 | 483 | 215 | 107 | 135 | 433 | 22 | 65 | 138 | 367 |
| Sweden..... | 2,605 | 4.6 | 778 | 5.0 | 1,727 | 4.5 | 1,027 | 405 | 295 | 201 | 729 | 76 | 212 | 411 | 786 |
| Denmark..... | 1,522 | 2.8 | 364 | 2.3 | 1,158 | 3.0 | 599 | 406 | 153 | 113 | 380 | 105 | 299 | 140 | 470 |
| Netherlands..... | 360 | 0.7 | 100 | 0.6 | 260 | 0.7 | 126 | 88 | 46 | 41 | 115 | 16 | 45 | 43 | 100 |
| Belgium..... | 159 | 0.3 | 50 | 0.3 | 109 | 0.3 | 53 | 35 | 21 | 10 | 40 | 12 | 18 | 19 | 61 |
| Luxemburg..... | 43 | 0.1 | 12 | 0.1 | 31 | 0.1 | 12 | 14 | 5 | 9 | 15 | 1 | 2 | 2 | 14 |
| Switzerland..... | 987 | 1.8 | 279 | 1.8 | 708 | 1.8 | 368 | 211 | 120 | 84 | 299 | 89 | 182 | 106 | 227 |
| France..... | 1,389 | 2.6 | 303 | 1.9 | 1,086 | 2.8 | 488 | 303 | 205 | 147 | 527 | 34 | 125 | 122 | 434 |
| Germany..... | 7,932 | 14.7 | 1,433 | 9.2 | 6,499 | 16.9 | 3,568 | 2,128 | 803 | 632 | 3,104 | 222 | 891 | 579 | 2,504 |
| Poland..... | 581 | 1.1 | 253 | 1.6 | 328 | 0.9 | 255 | 39 | 34 | 138 | 185 | 11 | 13 | 104 | 130 |
| Czechoslovakia..... | 486 | 0.9 | 178 | 1.1 | 308 | 0.8 | 192 | 59 | 57 | 95 | 153 | 29 | 42 | 54 | 113 |
| Austria..... | 913 | 1.7 | 341 | 2.2 | 572 | 1.5 | 373 | 149 | 60 | 153 | 300 | 29 | 45 | 169 | 227 |
| Hungary..... | 201 | 0.4 | 64 | 0.4 | 137 | 0.3 | 82 | 16 | 9 | 47 | 50 | 14 | 28 | 33 | 29 |
| Yugoslavia..... | 1,604 | 3.0 | 784 | 5.0 | 820 | 2.1 | 700 | 111 | 9 | 397 | 349 | 71 | 124 | 316 | 347 |
| Russia..... | 1,204 | 2.3 | 463 | 3.0 | 801 | 2.1 | 641 | 105 | 55 | 275 | 438 | 64 | 109 | 134 | 104 |
| Latvia..... | 26 | 0.0 | 18 | 0.1 | 8 | 0.0 | 5 | 2 | 1 | 15 | 7 | 1 | 3 | 1 | 1 |
| Lithuania..... | 120 | 0.2 | 58 | 0.4 | 62 | 0.2 | 40 | 11 | 5 | 23 | 26 | 8 | 8 | 27 | 28 |
| Finland..... | 633 | 1.2 | 300 | 1.9 | 333 | 0.9 | 261 | 36 | 36 | 111 | 118 | 16 | 86 | 173 | 179 |
| Rumania..... | 137 | 0.3 | 75 | 0.5 | 62 | 0.2 | 40 | 11 | 5 | 52 | 49 | 5 | 3 | 18 | 10 |
| Bulgaria..... | 25 | 0.0 | 18 | 0.1 | 7 | 0.0 | 2 | 5 | 6 | 8 | 5 | 1 | 10 | 2 | 2 |
| Turkey in Europe..... | 3 | 0.0 | 2 | 0.0 | 1 | 0.0 | 1 | 1 | 1 | 1 | 1 | 1 | 1 | 1 | 1 |
| Greece..... | 694 | 1.1 | 360 | 2.3 | 238 | 0.6 | 155 | 78 | 5 | 240 | 146 | 23 | 15 | 98 | 77 |
| Italy..... | 2,107 | 3.9 | 822 | 5.3 | 1,285 | 3.3 | 1,008 | 218 | 59 | 863 | 620 | 112 | 142 | 847 | 523 |
| Spain..... | 1,043 | 1.9 | 473 | 3.0 | 570 | 1.5 | 445 | 80 | 45 | 249 | 308 | 68 | 68 | 106 | 109 |
| Portugal..... | 71 | 0.1 | 21 | 0.1 | 50 | 0.1 | 23 | 22 | 5 | 12 | 16 | 4 | 19 | 5 | 15 |
| Other Europe..... | 133 | 0.2 | 40 | 0.3 | 93 | 0.2 | 75 | 9 | 9 | 16 | 39 | 3 | 9 | 21 | 45 |
| Asia: | | | | | | | | | | | | | | | |
| Syria..... | 654 | 1.2 | 285 | 1.8 | 369 | 1.0 | 317 | 50 | 2 | 212 | 240 | 7 | 5 | 66 | 115 |
| Turkey in Asia..... | 30 | 0.1 | 29 | 0.2 | 10 | 0.0 | 5 | 5 | 3 | 14 | 3 | 3 | 7 | 12 | 7 |
| Other Asia..... | 183 | 0.3 | 81 | 0.5 | 102 | 0.3 | 59 | 30 | 13 | 43 | 40 | 10 | 27 | 28 | 26 |
| America: | | | | | | | | | | | | | | | |
| Canada—French..... | 652 | 1.2 | 158 | 1.0 | 494 | 1.3 | 176 | 193 | 125 | 70 | 211 | 21 | 60 | 58 | 214 |
| Canada—Other..... | 5,220 | 9.6 | 1,800 | 11.9 | 3,360 | 8.7 | 800 | 1,444 | 1,056 | 928 | 1,592 | 156 | 385 | 776 | 1,383 |
| Newfoundland..... | 31 | 0.1 | 15 | 0.1 | 16 | 0.0 | 7 | 2 | 2 | 7 | 8 | 1 | 2 | 7 | 6 |
| West Indies..... | 92 | 0.2 | 40 | 0.3 | 52 | 0.1 | 9 | 23 | 20 | 16 | 17 | 3 | 2 | 21 | 33 |
| Mexico..... | 4,636 | 8.6 | 1,086 | 7.0 | 3,550 | 9.2 | 958 | 838 | 1,754 | 638 | 1,808 | 111 | 387 | 437 | 1,295 |
| Central and South America..... | 161 | 0.3 | 58 | 0.4 | 103 | 0.3 | 15 | 36 | 52 | 35 | 46 | 2 | 2 | 21 | 55 |
| All other..... | 428 | 0.8 | 154 | 1.0 | 274 | 0.7 | 57 | 128 | 89 | 61 | 83 | 23 | 101 | 70 | 90 |
| Utah..... | 177,485 | 100.0 | 43,772 | 100.0 | 133,713 | 100.0 | 69,625 | 37,378 | 26,810 | 28,410 | 76,607 | 5,232 | 24,817 | 10,124 | 32,289 |
| Europe: | | | | | | | | | | | | | | | |
| England..... | 59,177 | 33.3 | 10,851 | 24.8 | 48,326 | 36.1 | 22,675 | 14,737 | 10,914 | 7,220 | 27,502 | 1,360 | 10,178 | 2,265 | 10,640 |
| Scotland..... | 9,005 | 5.6 | 1,069 | 3.8 | 8,236 | 6.2 | 4,253 | 2,613 | 1,560 | 1,205 | 5,149 | 135 | 1,323 | 329 | 1,854 |
| Wales..... | 5,600 | 3.2 | 862 | 2.0 | 4,798 | 3.6 | 2,340 | 1,527 | 925 | 553 | 2,830 | 111 | 1,163 | 198 | 1,163 |
| Northern Ireland..... | 1,122 | 0.6 | 234 | 0.5 | 888 | 0.7 | 463 | 300 | 125 | 184 | 688 | 10 | 68 | 40 | 142 |
| Irish Free State..... | 3,520 | 2.0 | 584 | 1.3 | 2,936 | 2.2 | 1,692 | 943 | 401 | 455 | 2,143 | 26 | 271 | 103 | 522 |
| Norway..... | 6,193 | 3.5 | 1,698 | 3.9 | 4,500 | 3.4 | 2,334 | 1,080 | 1,086 | 1,166 | 2,708 | 179 | 662 | 353 | 1,040 |
| Sweden..... | 16,838 | 8.9 | 4,889 | 10.0 | 11,449 | 8.6 | 6,450 | 2,658 | 2,332 | 2,705 | 6,331 | 648 | 2,234 | 1,086 | 2,884 |
| Denmark..... | 24,895 | 14.0 | 4,883 | 11.2 | 20,012 | 15.0 | 10,480 | 5,335 | 4,191 | 2,693 | 9,011 | 798 | 4,363 | 1,492 | 6,638 |
| Netherlands..... | 5,201 | 2.9 | 2,325 | 5.3 | 2,876 | 2.2 | 1,821 | 454 | 601 | 1,935 | 2,139 | 104 | 304 | 226 | 373 |
| Belgium..... | 261 | 0.1 | 79 | 0.2 | 172 | 0.1 | 52 | 55 | 65 | 46 | 88 | 20 | 45 | 13 | 39 |
| Luxemburg..... | 25 | 0.0 | 9 | 0.0 | 16 | 0.0 | 10 | 4 | 2 | 9 | 12 | 1 | 1 | 3 | 3 |
| Switzerland..... | 5,201 | 2.9 | 1,419 | 3.2 | 3,782 | 2.8 | 2,040 | 925 | 817 | 934 | 2,074 | 215 | 800 | 270 | 848 |
| France..... | 1,204 | 0.7 | 261 | 0.6 | 943 | 0.7 | 484 | 188 | 188 | 180 | 649 | 36 | 132 | 45 | 162 |
| Germany..... | 12,338 | 7.0 | 4,104 | 9.4 | 8,234 | 6.2 | 4,613 | 2,109 | 1,512 | 3,199 | 5,874 | 374 | 1,023 | 531 | 1,337 |
| Poland..... | 487 | 0.3 | 230 | 0.5 | 257 | 0.2 | 195 | 40 | 13 | 186 | 211 | 11 | 16 | 33 | 30 |
| Czechoslovakia..... | 340 | 0.2 | 119 | 0.3 | 221 | 0.2 | 148 | 50 | 28 | 59 | 134 | 19 | 42 | 41 | 45 |
| Austria..... | 1,163 | 0.7 | 410 | 0.9 | 753 | 0.6 | 572 | 135 | 46 | 215 | 384 | 40 | 81 | 155 | 288 |
| Hungary..... | 200 | 0.1 | 72 | 0.2 | 128 | 0.1 | 90 | 22 | 16 | 51 | 94 | 6 | 11 | 15 | 23 |
| Yugoslavia..... | 2,443 | 1.4 | 989 | 2.3 | 1,459 | 1.1 | 1,285 | 100 | 14 | 381 | 534 | 75 | 174 | 533 | 751 |
| Russia..... | 853 | 0.5 | 342 | 0.8 | 511 | 0.4 | 373 | 112 | 26 | 293 | 433 | 14 | 33 | 35 | 45 |
| Latvia..... | 24 | 0.0 | 15 | 0.0 | 9 | 0.0 | 7 | 1 | 1 | 13 | 9 | 1 | 2 | 1 | 1 |
| Lithuania..... | 70 | 0.0 | 36 | 0.1 | 34 | 0.0 | 24 | 10 | 10 | 24 | 19 | 4 | 10 | 8 | 5 |
| Finland..... | 1,130 | 0.6 | 507 | 1.2 | 623 | 0.5 | 523 | 79 | 16 | 300 | 336 | 54 | 84 | 153 | 203 |
| Rumania..... | 141 | 0.1 | 64 | 0.1 | 77 | 0.1 | 54 | 19 | 4 | 53 | 56 | 1 | 10 | 10 | 21 |
| Bulgaria..... | 66 | 0.0 | 37 | 0.1 | 29 | 0.0 | 21 | 8 | 8 | 11 | 11 | 8 | 13 | 18 | 5 |
| Turkey in Europe..... | 6 | 0.0 | 5 | 0.0 | 1 | 0.0 | 1 | 1 | 1 | 5 | 1 | 1 | 1 | 1 | 1 |
| Greece..... | 3,973 | 2.2 | 2,197 | 5.0 | 1,781 | 1.3 | 1,277 | 502 | 2 | 1,148 | 963 | 235 | 247 | 814 | 571 |
| Italy..... | 6,980 | 3.9 | 2,814 | 6.4 | 4,166 | 3.1 | 3,336 | 763 | 77 | 1,580 | 2,238 | 432 | 741 | 852 | 1,157 |
| Spain..... | 507 | 0.3 | 274 | 0.6 | 233 | 0.2 | 139 | 52 | 12 | 151 | 147 | 20 | 14 | 103 | 72 |
| Portugal..... | 26 | 0.0 | 8 | 0.0 | 18 | 0.0 | 2 | 15 | 1 | 6 | 1 | 1 | 2 | 4 | 10 |
| Other Europe..... | 493 | 0.3 | 136 | 0.3 | 357 | 0.3 | 187 | 103 | 67 | 87 | 220 | 26 | 67 | 23 | 70 |
| Asia: | | | | | | | | | | | | | | | |
| Syria..... | 313 | 0.2 | 141 | 0.3 | 172 | 0.1 | 152 | 20 | 3 | 104 | 146 | 23 | 18 | 14 | 8 |
| Turkey in Asia..... | 57 | 0.0 | 34 | 0. | | | | | | | | | | | |

COUNTRY OF ORIGIN OF THE FOREIGN WHITE STOCK

311

TABLE 10.—COUNTRY OF ORIGIN OF THE FOREIGN WHITE STOCK IN THE URBAN, RURAL-FARM, AND RURAL-NONFARM POPULATION, BY NATIVITY AND PARENTAGE, BY DIVISIONS AND STATES: 1930—Con.

| DIVISION OR STATE OF RESIDENCE AND COUNTRY OF ORIGIN | TOTAL FOREIGN WHITE STOCK | | FOREIGN-BORN WHITE | | NATIVE WHITE—FOREIGN OR MIXED PARENTAGE | | | | URBAN | | RURAL-FARM | | RURAL-NONFARM | | |
|--|---------------------------|----------|--------------------|----------|---|----------|----------------------|----------------|----------------|--------------------|---|--------------------|---|--------------------|---|
| | Number | Per cent | Number | Per cent | Total | | Both parents foreign | Father foreign | Mother foreign | Foreign-born white | Native white—Foreign or mixed parentage | Foreign-born white | Native white—Foreign or mixed parentage | Foreign-born white | Native white—Foreign or mixed parentage |
| | | | | | Number | Per cent | | | | | | | | | |
| Nevada..... | 33,855 | 100.0 | 12,275 | 100.0 | 21,580 | 100.0 | 12,365 | 6,068 | 3,157 | 4,400 | 8,445 | 2,605 | 4,080 | 5,270 | 9,055 |
| Europe: | | | | | | | | | | | | | | | |
| England..... | 4,353 | 12.9 | 994 | 8.1 | 3,359 | 15.6 | 1,477 | 1,128 | 754 | 420 | 1,348 | 107 | 470 | 407 | 1,541 |
| Scotland..... | 1,182 | 3.5 | 285 | 2.3 | 897 | 4.2 | 426 | 276 | 195 | 135 | 368 | 25 | 125 | 125 | 404 |
| Wales..... | 395 | 1.2 | 67 | 0.5 | 328 | 1.5 | 130 | 117 | 72 | 28 | 132 | 5 | 29 | 34 | 167 |
| Northern Ireland..... | 783 | 2.3 | 155 | 1.3 | 628 | 2.9 | 309 | 220 | 90 | 51 | 264 | 21 | 98 | 83 | 270 |
| Irish Free State..... | 2,389 | 7.1 | 463 | 3.8 | 1,926 | 8.9 | 1,112 | 580 | 284 | 198 | 825 | 38 | 209 | 227 | 392 |
| Norway..... | 542 | 1.6 | 191 | 1.6 | 351 | 1.6 | 212 | 68 | 71 | 82 | 154 | 48 | 104 | 77 | 352 |
| Sweden..... | 1,235 | 3.7 | 443 | 3.6 | 795 | 3.7 | 470 | 207 | 118 | 170 | 362 | 45 | 145 | 219 | 339 |
| Denmark..... | 1,770 | 5.3 | 541 | 4.4 | 1,233 | 5.7 | 665 | 318 | 255 | 252 | 408 | 10 | 245 | 183 | 528 |
| Netherlands..... | 146 | 0.4 | 44 | 0.4 | 102 | 0.5 | 43 | 35 | 24 | 17 | 61 | 4 | 10 | 23 | 31 |
| Belgium..... | 52 | 0.2 | 24 | 0.2 | 28 | 0.1 | 19 | 8 | 3 | 1 | 13 | 5 | 3 | 13 | 14 |
| Luxemburg..... | 10 | | 3 | | 7 | | 5 | 1 | 1 | 1 | 3 | | 2 | 2 | 1 |
| Switzerland..... | 1,093 | 3.2 | 387 | 3.2 | 681 | 3.2 | 453 | 181 | 47 | 107 | 292 | 159 | 227 | 121 | 252 |
| France..... | 1,587 | 4.7 | 783 | 6.4 | 804 | 3.7 | 561 | 176 | 67 | 238 | 323 | 318 | 140 | 227 | 332 |
| Germany..... | 3,852 | 11.4 | 974 | 7.9 | 2,878 | 13.3 | 1,731 | 791 | 356 | 323 | 1,159 | 228 | 503 | 423 | 1,126 |
| Poland..... | 182 | 0.5 | 82 | 0.7 | 100 | 0.5 | 77 | 22 | 1 | 45 | 66 | 10 | 7 | 27 | 27 |
| Czechoslovakia..... | 185 | 0.5 | 88 | 0.7 | 97 | 0.4 | 75 | 11 | 11 | 25 | 30 | 8 | 7 | 55 | 51 |
| Austria..... | 354 | 1.0 | 176 | 1.4 | 178 | 0.8 | 124 | 40 | 14 | 34 | 82 | 10 | 15 | 78 | 81 |
| Hungary..... | 40 | 0.1 | 16 | 0.1 | 24 | 0.1 | 11 | 12 | 1 | 7 | 10 | 2 | 11 | 7 | 3 |
| Yugoslavia..... | 1,050 | 3.1 | 532 | 4.3 | 518 | 2.4 | 479 | 15 | 4 | 1 | 75 | 53 | 24 | 41 | 433 |
| Russia..... | 253 | 0.7 | 122 | 1.0 | 131 | 0.6 | 98 | 21 | 12 | 85 | 85 | 5 | 5 | 32 | 41 |
| Latvia..... | 14 | | 8 | 0.1 | 6 | | 1 | 3 | 2 | 2 | 3 | 4 | 2 | 1 | 2 |
| Lithuania..... | 13 | | 6 | | 7 | | 7 | 1 | 1 | 1 | 2 | 1 | 1 | 4 | 4 |
| Finland..... | 217 | 0.7 | 163 | 1.3 | 84 | 0.4 | 69 | 10 | 5 | 25 | 11 | 28 | 22 | 110 | 51 |
| Rumania..... | 26 | 0.1 | 20 | 0.2 | 6 | | 4 | 1 | 2 | 12 | 2 | 2 | 6 | 4 | 4 |
| Bulgaria..... | 10 | | 9 | 0.1 | 1 | | 1 | | | 4 | | | 5 | 1 | 1 |
| Turkey in Europe..... | | | | | | | | | | | | | | | |
| Greece..... | 694 | 2.0 | 409 | 4.1 | 195 | 0.9 | 128 | 67 | 1 | 148 | 65 | 14 | 12 | 337 | 118 |
| Italy..... | 5,371 | 15.9 | 2,503 | 20.9 | 2,868 | 13.0 | 2,090 | 591 | 118 | 1,015 | 1,128 | 614 | 841 | 934 | 830 |
| Spain..... | 1,897 | 5.6 | 1,090 | 9.0 | 798 | 3.7 | 680 | 75 | 34 | 222 | 192 | 518 | 262 | 359 | 344 |
| Portugal..... | 286 | 0.8 | 121 | 1.0 | 165 | 0.8 | 95 | 50 | 14 | 25 | 51 | 67 | 71 | 20 | 43 |
| Other Europe..... | 44 | 0.1 | 16 | 0.1 | 28 | 0.1 | 13 | 5 | 10 | 3 | 6 | 13 | 11 | 0 | 0 |
| Asia: | | | | | | | | | | | | | | | |
| Syria..... | 38 | 0.1 | 21 | 0.2 | 17 | 0.1 | 8 | 9 | | 13 | 10 | 2 | 5 | 6 | 2 |
| Turkey in Asia..... | 56 | 0.2 | 46 | 0.4 | 10 | | 10 | | | 17 | 4 | | 29 | 6 | 6 |
| Other Asia..... | 53 | 0.2 | 42 | 0.3 | 11 | 0.1 | 6 | 1 | 4 | 17 | 8 | 2 | 23 | 3 | 3 |
| America: | | | | | | | | | | | | | | | |
| Canada—French..... | 483 | 1.4 | 134 | 1.1 | 349 | 1.6 | 139 | 145 | 65 | 59 | 137 | 15 | 53 | 60 | 159 |
| Canada—Other..... | 2,386 | 7.0 | 818 | 6.7 | 1,568 | 7.3 | 419 | 735 | 414 | 380 | 700 | 71 | 222 | 367 | 646 |
| Newfoundland..... | 6 | | 4 | | 2 | | 2 | 2 | 2 | 2 | 2 | | 2 | 2 | 2 |
| West Indies..... | 20 | 0.1 | 12 | 0.1 | 8 | | 4 | 4 | | 6 | 3 | | 3 | 0 | 2 |
| Mexico..... | 171 | 0.5 | 72 | 0.6 | 99 | 0.5 | 27 | 31 | 41 | 10 | 84 | 7 | 13 | 46 | 52 |
| Central and South America..... | 83 | 0.2 | 40 | 0.3 | 43 | 0.2 | 31 | 7 | 5 | 15 | 17 | 8 | 7 | 17 | 19 |
| All other..... | 517 | 1.5 | 212 | 1.7 | 305 | 1.4 | 131 | 120 | 54 | 50 | 76 | 80 | 160 | 64 | 69 |
| Washington..... | 647,472 | 100.0 | 244,256 | 100.0 | 403,216 | 100.0 | 229,063 | 110,782 | 63,371 | 148,834 | 237,672 | 43,684 | 78,725 | 51,738 | 86,819 |
| Europe: | | | | | | | | | | | | | | | |
| England..... | 57,989 | 9.0 | 20,304 | 8.3 | 37,685 | 9.3 | 15,440 | 13,674 | 8,571 | 13,021 | 23,808 | 2,243 | 5,436 | 4,140 | 8,391 |
| Scotland..... | 21,811 | 3.4 | 5,024 | 3.3 | 13,787 | 3.4 | 6,708 | 4,616 | 2,463 | 5,693 | 8,757 | 867 | 1,928 | 1,464 | 3,102 |
| Wales..... | 5,991 | 0.9 | 1,694 | 0.7 | 4,297 | 1.1 | 2,034 | 1,498 | 705 | 1,095 | 2,061 | 210 | 592 | 389 | 1,044 |
| Northern Ireland..... | 8,812 | 1.4 | 2,154 | 0.9 | 6,658 | 1.7 | 3,523 | 2,060 | 1,069 | 1,495 | 4,279 | 284 | 966 | 375 | 1,413 |
| Irish Free State..... | 25,433 | 3.9 | 4,942 | 2.0 | 20,491 | 5.1 | 11,489 | 5,702 | 3,300 | 8,514 | 14,253 | 542 | 2,602 | 886 | 3,730 |
| Norway..... | 77,450 | 12.0 | 31,420 | 12.9 | 46,031 | 11.4 | 21,032 | 9,672 | 5,317 | 19,112 | 27,531 | 5,095 | 8,871 | 6,022 | 10,619 |
| Sweden..... | 76,843 | 11.9 | 34,084 | 14.0 | 42,759 | 10.6 | 20,788 | 8,516 | 4,455 | 19,777 | 25,571 | 6,419 | 8,229 | 7,888 | 8,059 |
| Denmark..... | 20,004 | 3.1 | 7,175 | 2.9 | 12,829 | 3.2 | 8,019 | 3,474 | 1,336 | 3,910 | 6,954 | 1,727 | 2,956 | 1,538 | 2,910 |
| Netherlands..... | 9,562 | 1.5 | 3,484 | 1.4 | 6,078 | 1.5 | 3,422 | 1,686 | 792 | 1,090 | 2,094 | 1,614 | 2,679 | 780 | 1,305 |
| Belgium..... | 2,792 | 0.4 | 1,242 | 0.5 | 1,550 | 0.4 | 942 | 402 | 206 | 788 | 801 | 224 | 340 | 230 | 349 |
| Luxemburg..... | 799 | 0.1 | 263 | 0.1 | 536 | 0.1 | 294 | 191 | 51 | 130 | 311 | 83 | 145 | 41 | 80 |
| Switzerland..... | 10,645 | 1.6 | 3,678 | 1.5 | 7,067 | 1.8 | 4,206 | 2,053 | 808 | 1,295 | 3,262 | 1,582 | 2,427 | 701 | 1,878 |
| France..... | 7,787 | 1.2 | 1,986 | 0.8 | 5,751 | 1.4 | 2,770 | 1,933 | 1,048 | 1,203 | 3,500 | 888 | 444 | 1,363 | 1,363 |
| Germany..... | 87,130 | 13.5 | 20,542 | 8.4 | 66,588 | 16.5 | 30,524 | 18,691 | 8,373 | 11,045 | 37,335 | 5,103 | 14,328 | 4,394 | 14,425 |
| Poland..... | 9,811 | 1.5 | 3,942 | 1.6 | 5,869 | 1.5 | 4,402 | 1,957 | 410 | 2,247 | 3,119 | 679 | 1,570 | 806 | 1,180 |
| Czechoslovakia..... | 6,135 | 0.9 | 2,202 | 0.9 | 3,933 | 1.0 | 2,745 | 810 | 378 | 1,113 | 2,029 | 583 | 1,036 | 516 | 868 |
| Austria..... | 8,285 | 1.3 | 3,128 | 1.3 | 5,157 | 1.3 | 3,552 | 1,017 | 588 | 1,729 | 3,008 | 636 | 1,077 | 763 | 1,072 |
| Hungary..... | 1,203 | 0.2 | 679 | 0.2 | 624 | 0.2 | 404 | 115 | 110 | 377 | 410 | 72 | 67 | 130 | 152 |
| Yugoslavia..... | 9,842 | 1.5 | 4,761 | 1.9 | 5,081 | 1.3 | 4,296 | 715 | 70 | 2,875 | 2,741 | 512 | 783 | 1,374 | 1,557 |
| Russia..... | 22,976 | 3.5 | 9,229 | 3.8 | 13,747 | 3.4 | 10,299 | 2,078 | 1,370 | 5,267 | 6,327 | 1,092 | 4,042 | 1,970 | 2,778 |
| Latvia..... | 458 | 0.1 | 276 | 0.1 | 182 | 0.2 | 149 | 27 | 6 | 217 | 140 | 25 | 27 | 34 | 15 |
| Lithuania..... | 1,577 | 0.2 | 898 | 0.4 | 709 | 0.2 | 626 | 69 | 14 | 622 | 512 | 108 | 87 | 140 | 110 |
| Finland..... | 22,048 | 3.4 | 11,002 | 4.5 | 11,046 | 2.7 | 9,247 | 1,057 | 742 | 5,286 | 4,717 | 3,253 | 4,068 | 2,463 | 2,261 |
| Rumania..... | 1,661 | 0.3 | 787 | 0.3 | 874 | 0.2 | 688 | 127 | 50 | 372 | 339 | 212 | 310 | 203 | 225 |
| Bulgaria..... | 371 | 0.1 | 247 | 0.1 | 124 | | 47 | 76 | 1 | 88 | 58 | 63 | 31 | 96 | 35 |
| Turkey in Europe..... | 150 | | 76 | | 74 | | 74 | 2 | 1 | 73 | 1 | | 1 | 2 | |
| Greece..... | 4,090 | 0.6 | 2,881 | 1.2 | 1,209 | 0.3 | 768 | 438 | 8 | 2,017 | 895 | 128 | 149 | 736 | 165 |
| Italy..... | 22,372 | 3.5 | 10,274 | 4.2 | 12,098 | 3.0 | 9,797 | 2,054 | 247 | 6,890 | 8,258 | 1,879 | 1,990 | 1,061 | 1,061 |
| Spain..... | 694 | 0.1 | 280 | 0.1 | 414 | 0.1 | 243 | 107 | 66 | 148 | 204 | 60 | 43 | 72 | 77 |
| Portugal..... | 387 | 0.1 | 114 | | 273 | 0.1 | 171 | 86 | 14 | 61 | 159 | 27 | 58 | 26 | 56 |
| Other Europe..... | 2,364 | 0.4 | 1,109 | 0.5 | 1,255 | 0.3 | 932 | 193 | 130 | 564 | 736 | 260 | 234 | 276 | 285 |
| Asia: | | | | | | | | | | | | | | | |
| Syria..... | 573 | 0.1 | 272 | 0.1 | 301 | 0.1 | 238 | 52 | 11 | 192 | 196 | 14 | 20 | 66 | 85 |
| Turkey in Asia..... | 1,157 | 0.2 | 646 | 0.3 | 511 | 0.1 | 483 | 25 | 3 | 532 | | | | | |

POPULATION

TABLE 10.—COUNTRY OF ORIGIN OF THE FOREIGN WHITE STOCK IN THE URBAN, RURAL-FARM, AND RURAL-NONFARM POPULATION, BY NATIVITY AND PARENTAGE, BY DIVISIONS AND STATES: 1930—Con.

| DIVISION OR STATE OF RESIDENCE AND COUNTRY OF ORIGIN | TOTAL FOREIGN WHITE STOCK | | FOREIGN-BORN WHITE | | NATIVE WHITE—FOREIGN OR MIXED PARENTAGE | | | URBAN | | RURAL-FARM | | RURAL-NONFARM | | | |
|--|---------------------------|----------|--------------------|----------|---|----------|----------------------|----------------|----------------|--------------------|---|--------------------|---|--------------------|---|
| | Number | Per cent | Number | Per cent | Total | | Both parents foreign | Father foreign | Mother foreign | Foreign-born white | Native white—Foreign or mixed parentage | Foreign-born white | Native white—Foreign or mixed parentage | Foreign-born white | Native white—Foreign or mixed parentage |
| | | | | | Number | Per cent | | | | | | | | | |
| Oregon | 307,056 | 100.0 | 105,475 | 100.0 | 201,580 | 100.0 | 108,797 | 60,841 | 81,942 | 64,438 | 110,492 | 19,802 | 43,583 | 21,235 | 41,505 |
| Europe: | | | | | | | | | | | | | | | |
| England | 28,063 | 0.1 | 8,077 | 7.7 | 10,986 | 0.9 | 7,230 | 8,320 | 4,430 | 5,326 | 11,710 | 1,105 | 3,708 | 1,040 | 4,478 |
| Scotland | 11,964 | 3.8 | 3,820 | 3.6 | 7,844 | 3.9 | 3,552 | 2,915 | 1,377 | 2,464 | 4,673 | 530 | 1,459 | 827 | 1,812 |
| Wales | 2,370 | 0.8 | 592 | 0.6 | 1,787 | 0.9 | 806 | 602 | 379 | 350 | 1,054 | 112 | 362 | 124 | 371 |
| Northern Ireland | 4,634 | 1.5 | 1,039 | 1.0 | 3,595 | 1.8 | 1,803 | 1,208 | 584 | 693 | 2,361 | 174 | 557 | 202 | 687 |
| Irish Free State | 18,254 | 5.9 | 2,802 | 2.7 | 10,452 | 5.2 | 5,481 | 3,437 | 1,634 | 1,450 | 6,543 | 689 | 1,806 | 657 | 2,103 |
| Norway | 20,778 | 6.8 | 7,450 | 7.1 | 13,732 | 6.8 | 8,713 | 3,155 | 1,804 | 4,600 | 8,047 | 1,213 | 2,052 | 1,031 | 3,033 |
| Sweden | 10,710 | 3.5 | 11,032 | 10.5 | 16,746 | 7.8 | 10,350 | 3,559 | 1,831 | 6,532 | 9,370 | 1,837 | 2,025 | 2,003 | 3,451 |
| Denmark | 3,123 | 1.0 | 3,551 | 3.4 | 7,159 | 3.6 | 4,175 | 2,110 | 865 | 1,802 | 3,763 | 890 | 1,770 | 709 | 1,026 |
| Netherlands | 1,871 | 0.6 | 1,002 | 0.9 | 2,121 | 1.1 | 1,191 | 629 | 301 | 520 | 1,077 | 207 | 605 | 200 | 430 |
| Belgium | 1,372 | 0.4 | 681 | 0.6 | 1,150 | 0.6 | 703 | 333 | 114 | 340 | 563 | 210 | 300 | 125 | 227 |
| Luxemburg | 1,871 | 0.6 | 122 | 0.1 | 250 | 0.1 | 170 | 65 | 15 | 55 | 131 | 41 | 60 | 20 | 53 |
| Switzerland | 11,871 | 3.8 | 4,034 | 3.8 | 7,537 | 3.7 | 4,564 | 2,136 | 837 | 1,507 | 3,159 | 1,082 | 2,048 | 755 | 1,430 |
| France | 4,870 | 1.6 | 1,144 | 1.1 | 3,726 | 1.8 | 1,814 | 1,294 | 618 | 630 | 2,127 | 245 | 764 | 200 | 835 |
| Germany | 50,540 | 18.4 | 12,913 | 12.2 | 43,633 | 21.6 | 25,251 | 12,760 | 5,592 | 7,100 | 23,040 | 3,338 | 11,055 | 2,460 | 8,932 |
| Poland | 4,886 | 1.6 | 2,080 | 2.0 | 2,600 | 1.3 | 1,000 | 534 | 166 | 1,491 | 1,730 | 330 | 540 | 205 | 324 |
| Czechoslovakia | 4,592 | 1.4 | 1,601 | 1.6 | 2,701 | 1.3 | 1,808 | 543 | 200 | 805 | 1,169 | 570 | 1,052 | 307 | 480 |
| Austria | 4,201 | 1.4 | 1,094 | 1.0 | 2,537 | 1.3 | 1,610 | 602 | 295 | 1,050 | 1,431 | 342 | 580 | 206 | 417 |
| Hungary | 2,902 | 0.9 | 404 | 0.4 | 558 | 0.3 | 364 | 109 | 94 | 237 | 294 | 101 | 178 | 66 | 86 |
| Yugoslavia | 2,860 | 0.9 | 1,541 | 1.5 | 1,319 | 0.7 | 1,108 | 178 | 33 | 1,031 | 902 | 138 | 225 | 372 | 192 |
| Russia | 14,050 | 4.6 | 6,278 | 6.0 | 8,678 | 4.3 | 6,563 | 1,317 | 708 | 4,048 | 6,282 | 633 | 1,235 | 697 | 1,161 |
| Latvia | 280 | 0.1 | 107 | 0.2 | 112 | 0.1 | 93 | 10 | 10 | 97 | 68 | 24 | 11 | 46 | 34 |
| Lithuania | 573 | 0.2 | 310 | 0.3 | 254 | 0.1 | 218 | 29 | 7 | 210 | 169 | 58 | 60 | 51 | 25 |
| Finland | 12,020 | 3.9 | 5,507 | 5.2 | 6,519 | 3.2 | 5,201 | 871 | 447 | 3,310 | 3,486 | 1,205 | 1,025 | 923 | 1,108 |
| Rumania | 1,720 | 0.6 | 843 | 0.8 | 856 | 0.4 | 261 | 153 | 82 | 477 | 449 | 211 | 272 | 155 | 165 |
| Bulgaria | 239 | 0.1 | 174 | 0.2 | 95 | 0.0 | 65 | 37 | 2 | 91 | 44 | 13 | 5 | 70 | 16 |
| Turkey in Europe | 20 | 0.0 | 17 | 0.0 | 12 | 0.0 | 10 | 2 | 3 | 16 | 10 | 0 | 1 | 2 | 2 |
| Greece | 2,194 | 0.7 | 1,575 | 1.5 | 610 | 0.3 | 358 | 258 | 3 | 1,014 | 469 | 71 | 40 | 490 | 101 |
| Italy | 9,569 | 3.2 | 4,723 | 4.5 | 5,141 | 2.6 | 4,121 | 892 | 128 | 3,268 | 3,730 | 614 | 728 | 846 | 674 |
| Spain | 991 | 0.3 | 497 | 0.5 | 497 | 0.2 | 353 | 82 | 62 | 87 | 133 | 219 | 131 | 191 | 233 |
| Portugal | 355 | 0.1 | 101 | 0.1 | 254 | 0.1 | 135 | 105 | 14 | 30 | 98 | 86 | 87 | 26 | 69 |
| Other Europe | 636 | 0.2 | 217 | 0.2 | 410 | 0.2 | 274 | 96 | 49 | 125 | 243 | 62 | 92 | 40 | 84 |
| Asia: | | | | | | | | | | | | | | | |
| Syria | 461 | 0.2 | 180 | 0.2 | 275 | 0.1 | 220 | 42 | 13 | 154 | 220 | 5 | 7 | 27 | 30 |
| Turkey in Asia | 208 | 0.1 | 154 | 0.1 | 112 | 0.1 | 80 | 26 | 0 | 124 | 11 | 7 | 0 | 23 | 11 |
| Other Asia | 400 | 0.1 | 203 | 0.2 | 192 | 0.1 | 82 | 83 | 47 | 148 | 110 | 2 | 35 | 38 | 42 |
| America: | | | | | | | | | | | | | | | |
| Canada—French | 4,930 | 1.6 | 1,345 | 1.3 | 3,585 | 1.8 | 1,232 | 1,540 | 804 | 705 | 2,091 | 213 | 541 | 337 | 613 |
| Canada—Other | 40,729 | 13.3 | 10,571 | 15.7 | 24,158 | 12.0 | 6,104 | 10,288 | 7,768 | 10,792 | 14,208 | 2,308 | 4,381 | 3,411 | 5,500 |
| Newfoundland | 150 | 0.0 | 67 | 0.1 | 83 | 0.0 | 22 | 32 | 8 | 61 | 11 | 8 | 18 | 14 | 14 |
| West Indies | 109 | 0.0 | 43 | 0.0 | 66 | 0.0 | 16 | 33 | 17 | 29 | 45 | 7 | 11 | 7 | 10 |
| Mexico | 207 | 0.1 | 61 | 0.1 | 146 | 0.1 | 36 | 30 | 74 | 27 | 76 | 6 | 20 | 29 | 41 |
| Central and South America | 308 | 0.1 | 151 | 0.1 | 155 | 0.1 | 61 | 43 | 51 | 104 | 95 | 21 | 30 | 20 | 21 |
| All other | 1,539 | 0.5 | 621 | 0.6 | 918 | 0.5 | 236 | 375 | 307 | 305 | 650 | 100 | 171 | 117 | 197 |
| California | 2,110,112 | 100.0 | 810,034 | 100.0 | 1,300,078 | 100.0 | 780,480 | 339,235 | 180,383 | 617,976 | 988,565 | 86,723 | 137,220 | 105,335 | 174,284 |
| Europe: | | | | | | | | | | | | | | | |
| England | 220,802 | 10.9 | 85,019 | 10.5 | 144,583 | 11.1 | 60,825 | 52,094 | 31,034 | 60,081 | 114,535 | 4,036 | 0,157 | 11,302 | 20,801 |
| Scotland | 71,998 | 3.4 | 27,803 | 3.4 | 44,195 | 3.4 | 21,001 | 14,099 | 7,332 | 23,150 | 35,230 | 1,154 | 2,727 | 3,403 | 0,238 |
| Wales | 16,262 | 0.7 | 4,111 | 0.5 | 11,151 | 0.9 | 5,340 | 3,840 | 1,959 | 3,802 | 5,526 | 237 | 712 | 612 | 1,013 |
| Northern Ireland | 42,071 | 2.0 | 10,892 | 1.3 | 32,079 | 2.5 | 17,915 | 8,715 | 5,449 | 8,798 | 25,097 | 807 | 2,226 | 1,287 | 3,860 |
| Irish Free State | 143,310 | 7.0 | 34,493 | 4.3 | 113,817 | 8.8 | 70,302 | 25,399 | 15,026 | 20,339 | 95,431 | 1,307 | 5,423 | 3,847 | 12,593 |
| Norway | 43,606 | 2.3 | 17,094 | 2.2 | 30,992 | 2.4 | 19,381 | 7,000 | 4,591 | 14,132 | 24,565 | 1,153 | 2,052 | 2,319 | 4,845 |
| Sweden | 103,603 | 4.9 | 41,734 | 5.2 | 61,869 | 4.8 | 42,328 | 12,085 | 7,456 | 31,236 | 47,046 | 4,406 | 6,350 | 5,052 | 8,427 |
| Denmark | 60,815 | 2.9 | 23,175 | 2.9 | 37,600 | 2.9 | 24,212 | 9,595 | 3,833 | 10,027 | 26,253 | 3,843 | 5,040 | 3,305 | 5,741 |
| Netherlands | 20,759 | 1.0 | 8,897 | 1.1 | 11,862 | 0.9 | 7,189 | 3,100 | 1,673 | 5,505 | 8,107 | 1,032 | 1,032 | 1,374 | 1,823 |
| Belgium | 6,490 | 0.3 | 3,110 | 0.4 | 3,377 | 0.3 | 1,955 | 980 | 402 | 2,355 | 2,601 | 335 | 380 | 399 | 487 |
| Luxemburg | 1,357 | 0.1 | 437 | 0.1 | 920 | 0.1 | 545 | 262 | 113 | 318 | 63 | 191 | 56 | 106 | 100 |
| Switzerland | 49,698 | 2.4 | 20,063 | 2.5 | 29,635 | 2.3 | 19,009 | 7,745 | 2,881 | 10,515 | 17,553 | 6,459 | 7,004 | 3,089 | 4,478 |
| France | 50,218 | 2.8 | 21,319 | 2.6 | 37,899 | 2.9 | 22,313 | 10,577 | 6,099 | 10,400 | 20,550 | 2,130 | 3,273 | 2,693 | 5,007 |
| Germany | 310,409 | 14.7 | 81,840 | 10.1 | 228,569 | 17.6 | 140,550 | 62,900 | 25,119 | 64,153 | 180,161 | 7,455 | 10,134 | 10,232 | 20,274 |
| Poland | 30,704 | 1.5 | 14,290 | 1.8 | 16,414 | 1.3 | 12,895 | 2,563 | 956 | 12,901 | 14,027 | 410 | 532 | 979 | 1,255 |
| Czechoslovakia | 14,825 | 0.7 | 6,212 | 0.8 | 8,613 | 0.7 | 5,925 | 1,696 | 991 | 4,795 | 6,018 | 603 | 801 | 814 | 1,104 |
| Austria | 31,383 | 1.5 | 13,243 | 1.6 | 18,140 | 1.4 | 12,034 | 3,804 | 1,792 | 10,611 | 14,074 | 852 | 1,155 | 1,780 | 2,011 |
| Hungary | 13,548 | 0.6 | 6,896 | 0.9 | 9,452 | 0.7 | 4,890 | 1,010 | 546 | 5,732 | 5,460 | 206 | 268 | 668 | 724 |
| Yugoslavia | 24,263 | 1.2 | 12,743 | 1.6 | 11,525 | 0.9 | 7,077 | 1,677 | 222 | 9,472 | 8,340 | 1,448 | 1,560 | 1,823 | 1,025 |
| Russia | 97,012 | 4.6 | 44,047 | 5.4 | 62,965 | 4.9 | 43,102 | 6,457 | 3,406 | 37,428 | 42,260 | 3,270 | 0,234 | 3,340 | 4,465 |
| Latvia | 1,801 | 0.1 | 1,180 | 0.1 | 702 | 0.1 | 537 | 131 | 34 | 1,044 | 627 | 49 | 20 | 96 | 55 |
| Lithuania | 3,395 | 0.2 | 1,776 | 0.2 | 1,620 | 0.1 | 1,372 | 209 | 39 | 1,025 | 1,493 | 36 | 31 | 115 | 96 |
| Finland | 16,426 | 0.8 | 8,495 | 1.0 | 7,931 | 0.6 | 6,443 | 788 | 700 | 6,172 | 5,824 | 830 | 609 | 1,493 | 1,298 |
| Rumania | 9,604 | 0.5 | 5,141 | 0.6 | 4,763 | 0.4 | 3,724 | 712 | 327 | 4,048 | 4,245 | 169 | 180 | 332 | 332 |
| Bulgaria | 671 | 0.0 | 469 | 0.0 | 202 | 0.0 | 117 | 64 | 21 | 350 | 160 | 13 | 69 | 20 | 20 |
| Turkey in Europe | 258 | 0.0 | 167 | 0.0 | 91 | 0.0 | 73 | 16 | 2 | 140 | 81 | 0 | 12 | 10 | 10 |
| Greece | 20,394 | 1.0 | 12,875 | 1.6 | 7,690 | 0.6 | 5,450 | 2,167 | 66 | 10,457 | 6,448 | 684 | 429 | 1,534 | 812 |
| Italy | 236,622 | 11.2 | 107,249 | 13.2 | 129,373 | 10.0 | | | | | | | | | |

COUNTRY OF ORIGIN OF THE FOREIGN WHITE STOCK

313

TABLE 11.—COUNTRY OF ORIGIN OF THE FOREIGN WHITE STOCK, BY NATIVITY AND PARENTAGE, FOR CITIES HAVING 100,000 INHABITANTS OR MORE: 1930

[Per cent not shown where less than 0.1]

| COUNTRY OF ORIGIN | TOTAL FOREIGN WHITE STOCK | | Foreign-born white | NATIVE WHITE—FOREIGN OR MIXED PARENTAGE | | | | TOTAL FOREIGN WHITE STOCK | | Foreign-born white | NATIVE WHITE—FOREIGN OR MIXED PARENTAGE | | | |
|--------------------------------|---------------------------|----------|--------------------|---|----------------------|----------------|----------------|---------------------------|----------|--------------------|---|----------------------|----------------|----------------|
| | Number | Per cent | | Total | Both parents foreign | Father foreign | Mother foreign | Number | Per cent | | Total | Both parents foreign | Father foreign | Mother foreign |
| AKRON, OHIO | | | | | | | | | | | | | | |
| All countries..... | 81,045 | 100.0 | 31,568 | 49,477 | 35,167 | 9,416 | 4,894 | 58,394 | 100.0 | 17,918 | 40,476 | 27,903 | 7,603 | 4,970 |
| Europe: | | | | | | | | | | | | | | |
| England..... | 6,769 | 8.4 | 2,537 | 4,232 | 1,973 | 1,340 | 919 | 3,552 | 0.1 | 909 | 2,553 | 1,055 | 833 | 615 |
| Scotland..... | 2,772 | 3.4 | 1,292 | 1,480 | 806 | 336 | 338 | 1,209 | 2.2 | 440 | 853 | 449 | 239 | 165 |
| Wales..... | 1,318 | 1.6 | 336 | 982 | 493 | 295 | 194 | 250 | 0.4 | 81 | 169 | 82 | 54 | 33 |
| Northern Ireland..... | 700 | 0.9 | 141 | 619 | 340 | 170 | 100 | 1,187 | 2.0 | 239 | 948 | 593 | 166 | 189 |
| Irish Free State..... | 2,878 | 3.5 | 470 | 2,397 | 1,416 | 619 | 362 | 11,663 | 20.0 | 2,106 | 9,567 | 6,441 | 1,518 | 1,508 |
| Norway..... | 323 | 0.4 | 115 | 211 | 137 | 40 | 34 | 104 | 0.2 | 40 | 68 | 37 | 13 | 8 |
| Sweden..... | 1,579 | 1.9 | 577 | 1,002 | 734 | 157 | 111 | 398 | 0.7 | 158 | 240 | 167 | 39 | 34 |
| Denmark..... | 368 | 0.5 | 128 | 240 | 174 | 41 | 25 | 217 | 0.4 | 70 | 147 | 78 | 54 | 15 |
| Netherlands..... | 210 | 0.3 | 89 | 121 | 61 | 41 | 19 | 724 | 1.2 | 238 | 491 | 300 | 148 | 43 |
| Belgium..... | 180 | 0.2 | 67 | 113 | 65 | 24 | 24 | 61 | 0.1 | 21 | 40 | 21 | 13 | 6 |
| Luxemburg..... | 4 | | 4 | | | | | 18 | | 3 | 15 | 6 | 4 | 5 |
| Switzerland..... | 1,283 | 1.6 | 308 | 982 | 551 | 290 | 141 | 213 | 0.4 | 63 | 150 | 102 | 27 | 21 |
| France..... | 1,738 | 2.1 | 474 | 1,264 | 678 | 386 | 200 | 503 | 0.9 | 138 | 363 | 212 | 106 | 46 |
| Germany..... | 12,049 | 14.9 | 2,712 | 9,337 | 5,584 | 2,465 | 1,288 | 11,043 | 20.5 | 2,513 | 9,430 | 6,414 | 1,959 | 1,057 |
| Poland..... | 4,280 | 5.3 | 1,750 | 2,521 | 2,101 | 270 | 60 | 5,100 | 8.7 | 1,978 | 3,122 | 2,775 | 250 | 97 |
| Czechoslovakia..... | 4,074 | 5.0 | 1,566 | 2,508 | 2,178 | 273 | 57 | 204 | 0.3 | 83 | 121 | 104 | 10 | 7 |
| Austria..... | 3,373 | 4.2 | 1,321 | 2,052 | 1,693 | 257 | 192 | 708 | 1.2 | 206 | 442 | 319 | 79 | 44 |
| Hungary..... | 7,300 | 9.1 | 3,360 | 3,940 | 3,240 | 187 | 73 | 181 | 0.3 | 81 | 100 | 72 | 21 | 5 |
| Yugoslavia..... | 6,307 | 7.8 | 3,238 | 3,069 | 2,320 | 206 | 43 | 54 | 0.1 | 29 | 25 | 18 | 5 | 2 |
| Russia..... | 3,400 | 4.2 | 1,491 | 1,909 | 1,691 | 105 | 53 | 4,300 | 7.5 | 1,758 | 2,602 | 2,108 | 301 | 103 |
| Latvia..... | 41 | 0.1 | 20 | 21 | 14 | 7 | | 2 | | 1 | 1 | | | |
| Lithuania..... | 792 | 1.0 | 371 | 421 | 302 | 25 | 4 | 416 | 0.7 | 161 | 255 | 235 | 13 | 7 |
| Finland..... | 55 | 0.1 | 24 | 31 | 25 | 2 | 4 | 118 | 0.2 | 79 | 39 | 30 | 0 | 3 |
| Rumania..... | 1,838 | 2.3 | 1,000 | 829 | 704 | 47 | 18 | 138 | 0.2 | 58 | 80 | 73 | 5 | 2 |
| Bulgaria..... | 140 | 0.2 | 87 | 53 | 48 | 5 | | 21 | | 13 | 8 | 7 | | 1 |
| Turkey in Europe..... | 25 | | 17 | 8 | 8 | | | 28 | | 17 | 11 | 4 | | 3 |
| Greece..... | 1,573 | 1.9 | 994 | 579 | 432 | 147 | | 610 | 1.1 | 372 | 247 | 209 | 55 | 101 |
| Italy..... | 10,398 | 12.8 | 4,345 | 6,053 | 5,109 | 840 | 104 | 0,642 | 16.5 | 4,015 | 5,027 | 4,725 | 801 | 101 |
| Spain..... | 168 | 0.2 | 95 | 71 | 53 | 15 | 3 | 137 | 0.2 | 95 | 42 | 22 | 14 | 6 |
| Portugal..... | 20 | | 10 | 9 | 9 | | | 17 | | 7 | 7 | 3 | | |
| Other Europe..... | 482 | 0.6 | 199 | 283 | 230 | 32 | 12 | 135 | 0.2 | 65 | 70 | 48 | 9 | 13 |
| Asia: | | | | | | | | | | | | | | |
| Syria..... | 1,140 | 1.4 | 464 | 676 | 597 | 67 | 12 | 221 | 0.4 | 86 | 135 | 110 | 16 | 3 |
| Turkey in Asia..... | 271 | 0.3 | 172 | 99 | 72 | 27 | | 129 | 0.2 | 31 | 43 | 41 | 4 | 3 |
| Other Asia..... | 145 | 0.2 | 80 | 65 | 50 | 13 | 2 | 117 | 0.2 | 56 | 61 | 29 | 22 | 10 |
| America: | | | | | | | | | | | | | | |
| Canada—French..... | 369 | 0.5 | 104 | 265 | 117 | 83 | 65 | 1,464 | 2.5 | 572 | 892 | 410 | 261 | 221 |
| Canada—Other..... | 2,264 | 2.8 | 939 | 1,325 | 331 | 495 | 490 | 2,233 | 3.8 | 828 | 1,405 | 494 | 473 | 468 |
| Newfoundland..... | 84 | | 21 | 13 | 6 | 7 | | 43 | 0.1 | 19 | 24 | 10 | 6 | 8 |
| West Indies..... | 25 | | 13 | 12 | 5 | 2 | 5 | 47 | 0.1 | 20 | 27 | 23 | | 4 |
| Mexico..... | 29 | | 10 | 19 | 6 | 12 | 1 | 13 | | 6 | 7 | 4 | | 4 |
| Central and South America..... | 67 | 0.1 | 41 | 26 | 18 | 7 | 1 | 52 | 0.1 | 28 | 24 | 9 | 3 | 12 |
| All other..... | 140 | 0.2 | 61 | 79 | 38 | 21 | 20 | 65 | 0.1 | 28 | 37 | 11 | 15 | 11 |
| BALTIMORE, MD. | | | | | | | | | | | | | | |
| All countries..... | 13,734 | 100.0 | 4,727 | 9,007 | 5,109 | 2,846 | 1,055 | 234,752 | 100.0 | 74,410 | 180,342 | 112,250 | 32,055 | 16,037 |
| Europe: | | | | | | | | | | | | | | |
| England..... | 1,874 | 10.0 | 406 | 908 | 233 | 475 | 210 | 8,895 | 3.8 | 2,882 | 6,013 | 2,060 | 2,448 | 1,595 |
| Scotland..... | 519 | 3.8 | 153 | 366 | 121 | 170 | 75 | 2,715 | 1.2 | 893 | 1,822 | 757 | 690 | 73 |
| Wales..... | 87 | 0.6 | 17 | 70 | 30 | 31 | 9 | 667 | 0.3 | 201 | 466 | 215 | 178 | 49 |
| Northern Ireland..... | 179 | 1.3 | 32 | 147 | 63 | 54 | 30 | 3,176 | 1.4 | 568 | 2,608 | 1,534 | 614 | 409 |
| Irish Free State..... | 906 | 6.6 | 131 | 775 | 359 | 206 | 120 | 16,420 | 7.0 | 3,076 | 13,344 | 8,054 | 2,694 | 2,590 |
| Norway..... | 79 | 0.6 | 26 | 53 | 24 | 16 | 13 | 894 | 0.4 | 463 | 431 | 221 | 172 | 38 |
| Sweden..... | 267 | 1.9 | 78 | 189 | 122 | 49 | 18 | 1,110 | 0.5 | 451 | 659 | 383 | 223 | 53 |
| Denmark..... | 63 | 0.5 | 23 | 40 | 15 | 20 | 5 | 634 | 0.3 | 270 | 364 | 174 | 145 | 45 |
| Netherlands..... | 59 | 0.4 | 15 | 44 | 23 | 17 | 4 | 637 | 0.3 | 213 | 424 | 204 | 149 | 71 |
| Belgium..... | 41 | 0.3 | 16 | 25 | 8 | 16 | 1 | 181 | 0.1 | 89 | 92 | 54 | 19 | 19 |
| Luxemburg..... | 2 | | 2 | | 1 | 1 | | 17 | | 5 | 12 | 10 | | |
| Switzerland..... | 130 | 1.0 | 35 | 104 | 56 | 40 | 8 | 733 | 0.3 | 237 | 496 | 259 | 184 | 62 |
| France..... | 354 | 2.6 | 102 | 252 | 86 | 124 | 42 | 1,877 | 0.7 | 462 | 1,215 | 573 | 427 | 215 |
| Germany..... | 2,100 | 15.3 | 398 | 1,702 | 899 | 611 | 192 | 67,052 | 28.6 | 13,568 | 53,484 | 33,367 | 13,271 | 6,346 |
| Poland..... | 995 | 7.2 | 473 | 522 | 440 | 76 | 8 | 32,323 | 13.8 | 10,563 | 21,460 | 17,652 | 2,078 | 1,130 |
| Czechoslovakia..... | 86 | 0.6 | 38 | 48 | 26 | 14 | 3 | 7,492 | 3.2 | 2,621 | 4,841 | 3,091 | 633 | 467 |
| Austria..... | 210 | 1.5 | 68 | 142 | 80 | 44 | 18 | 5,137 | 2.2 | 1,857 | 3,280 | 2,411 | 570 | 299 |
| Hungary..... | 134 | 1.0 | 45 | 89 | 64 | 19 | 6 | 6,637 | 0.7 | 733 | 904 | 754 | 77 | 73 |
| Yugoslavia..... | 5 | | 4 | 1 | | | | 1,281 | 0.1 | 155 | 126 | 87 | 29 | 10 |
| Russia..... | 2,536 | 18.5 | 1,019 | 1,517 | 1,273 | 298 | 90 | 42,504 | 18.1 | 17,531 | 24,973 | 21,470 | 2,532 | 902 |
| Latvia..... | 113 | 0.8 | 56 | 57 | 41 | 14 | 2 | 1,136 | 0.5 | 555 | 551 | 407 | 64 | 20 |
| Lithuania..... | 157 | 1.1 | 84 | 73 | 63 | 9 | 1 | 6,711 | 2.9 | 3,105 | 3,606 | 3,174 | 321 | 111 |
| Finland..... | 34 | 0.2 | 17 | 17 | 10 | 7 | | 261 | 0.1 | 166 | 95 | 70 | 15 | 10 |
| Rumania..... | 109 | 0.8 | 48 | 61 | 41 | 15 | 5 | 1,441 | 0.6 | 692 | 749 | 643 | 70 | 36 |
| Bulgaria..... | 4 | | 3 | 1 | | | | 31 | | 14 | 17 | 8 | | |
| Turkey in Europe..... | 7 | 0.1 | 4 | 3 | 2 | 1 | | 6 | | 1 | 1 | 1 | | |
| Greece..... | 853 | 6.2 | 437 | 416 | 322 | 89 | 5 | 2,069 | 0.9 | 1,201 | 893 | 709 | 152 | 7 |
| Italy..... | 513 | 3.7 | 233 | 280 | 132 | 90 | 8 | 23,305 | 9.9 | 9,022 | 14,283 | 11,473 | 2,556 | 249 |
| Spain..... | 49 | 0.4 | 16 | 33 | 12 | 17 | 4 | 347 | 0.1 | 207 | 140 | 60 | 87 | 23 |
| Portugal..... | 4 | | 3 | 1 | | 1 | | 48 | | 19 | 29 | 10 | 16 | 3 |
| Other Europe..... | 59 | 0.4 | 12 | 47 | 38 | 7 | 2 | 639 | 0.3 | 186 | 453 | 336 | 75 | 42 |
| Asia: | | | | | | | | | | | | | | |
| Syria..... | 341 | 2.5 | 121 | 220 | 178 | 38 | 4 | 48 | | 10 | 32 | 16 | 15 | 1 |
| Turkey in Asia..... | 173 | 1.3 | 95 | 78 | 72 | 6 | | 251 | 0.1 | 143 | 108 | 74 | 20 | 5 |
| Other Asia..... | 77 | 0.6 | 42 | 35 | 11 | 17 | 7 | 225 | 0.1 | 111 | 114 | 70 | 27 | 17 |
| America: | | | | | | | | | | | | | | |
| Canada—French..... | 96 | 0.7 | 34 | 62 | 16 | 25 | 21 | 464 | 0.2 | 176 | 283 | 130 | 89 | 69 |
| Canada—Other..... | 815 | 5.9 | 335 | 480 | 119 | 193 | 168 | 2,425 | 1.0 | 1,035 | 1,393 | 367 | 538 | 485 |
| Newfoundland..... | 18 | 0.1 | 11 | 7 | 4 | 3 | | 71 | | 20 | 42 | 14 | 9 | 9 |
| West Indies..... | 62 | 0.5 | 33 | 29 | 3 | 13 | 2 | 335 | 0.1 | 162 | 173 | 28 | 113 | 32 |
| Mexico..... | 12 | 0.1 | 5 | 7 | 2 | 3 | 3 | | | | | | | |

POPULATION

TABLE 11.—COUNTRY OF ORIGIN OF THE FOREIGN WHITE STOCK, BY NATIVITY AND PARENTAGE, FOR CITIES HAVING 100,000 INHABITANTS OR MORE: 1930—Continued

| COUNTRY OF ORIGIN | TOTAL FOREIGN WHITE STOCK | | Foreign-born white | NATIVE WHITE—FOREIGN OR MIXED PARENTAGE | | | | TOTAL FOREIGN WHITE STOCK | | Foreign-born white | NATIVE WHITE—FOREIGN OR MIXED PARENTAGE | | | | | | |
|--------------------------------|---------------------------|----------|--------------------|---|----------------------|----------------|----------------|---------------------------|----------|--------------------|---|----------------------|-----------------------|----------------|--|--|--|
| | Number | Per cent | | Total | Both parents foreign | Father foreign | Mother foreign | Number | Per cent | | Total | Both parents foreign | Father foreign | Mother foreign | | | |
| BIRMINGHAM, ALA. | | | | | | | | | | | | | BOSTON, MASS. | | | | |
| All countries..... | 19,058 | 100.0 | 5,867 | 13,191 | 7,969 | 3,820 | 1,402 | 568,826 | 100.0 | 229,366 | 329,270 | 248,663 | 41,963 | 38,664 | | | |
| Europe: | | | | | | | | | | | | | | | | | |
| England..... | 2,545 | 13.4 | 785 | 1,810 | 679 | 719 | 412 | 26,217 | 4.7 | 10,316 | 15,901 | 8,470 | 3,873 | 3,552 | | | |
| Scotland..... | 1,588 | 8.3 | 436 | 1,152 | 706 | 290 | 156 | 11,874 | 2.1 | 5,637 | 6,237 | 3,845 | 1,180 | 1,212 | | | |
| Wales..... | 303 | 1.6 | 73 | 230 | 101 | 86 | 43 | 603 | 0.1 | 251 | 357 | 146 | 111 | 100 | | | |
| Northern Ireland..... | 399 | 2.1 | 73 | 326 | 141 | 147 | 38 | 19,265 | 3.4 | 6,449 | 12,816 | 9,490 | 1,611 | 1,815 | | | |
| Irish Free State..... | 854 | 4.5 | 115 | 739 | 353 | 300 | 86 | 140,083 | 25.1 | 43,932 | 96,151 | 74,476 | 9,184 | 12,491 | | | |
| Norway..... | 87 | 0.5 | 27 | 60 | 27 | 28 | 5 | 2,917 | 0.5 | 1,508 | 1,409 | 1,054 | 203 | 162 | | | |
| Sweden..... | 296 | 1.6 | 86 | 210 | 118 | 77 | 16 | 10,555 | 1.9 | 5,432 | 5,123 | 4,132 | 580 | 411 | | | |
| Denmark..... | 97 | 0.5 | 26 | 71 | 38 | 25 | 8 | 1,568 | 0.3 | 681 | 887 | 635 | 194 | 58 | | | |
| Netherlands..... | 71 | 0.4 | 18 | 53 | 25 | 27 | 1 | 1,056 | 0.2 | 463 | 593 | 446 | 109 | 38 | | | |
| Belgium..... | 30 | 0.2 | 10 | 20 | 11 | 5 | 4 | 756 | 0.1 | 427 | 329 | 199 | 93 | 37 | | | |
| Luxemburg..... | 4 | | | 4 | 2 | 1 | 1 | 25 | | 6 | 19 | 13 | 4 | 2 | | | |
| Switzerland..... | 156 | 0.8 | 28 | 128 | 67 | 43 | 18 | 730 | 0.1 | 306 | 424 | 284 | 103 | 37 | | | |
| France..... | 601 | 3.2 | 183 | 418 | 180 | 148 | 90 | 2,771 | 0.5 | 1,068 | 1,713 | 1,032 | 408 | 273 | | | |
| Germany..... | 2,384 | 12.5 | 400 | 1,984 | 1,021 | 705 | 258 | 17,085 | 3.1 | 5,381 | 11,704 | 8,314 | 2,378 | 1,017 | | | |
| Poland..... | 636 | 3.3 | 257 | 379 | 311 | 54 | 14 | 21,522 | 3.9 | 9,903 | 11,619 | 10,605 | 728 | 286 | | | |
| Czechoslovakia..... | 44 | 0.2 | 16 | 28 | 17 | 5 | 6 | 940 | 0.2 | 412 | 528 | 466 | 33 | 29 | | | |
| Austria..... | 346 | 1.8 | 100 | 246 | 152 | 71 | 23 | 3,314 | 0.6 | 1,380 | 1,934 | 1,621 | 212 | 101 | | | |
| Hungary..... | 173 | 0.9 | 68 | 105 | 66 | 36 | 3 | 618 | 0.1 | 273 | 345 | 270 | 48 | 18 | | | |
| Yugoslavia..... | 10 | 0.1 | 6 | 4 | 4 | | | 121 | | 55 | 66 | 37 | 19 | 10 | | | |
| Russia..... | 1,384 | 7.0 | 551 | 783 | 663 | 93 | 27 | 68,173 | 12.2 | 31,359 | 36,814 | 32,399 | 3,115 | 1,300 | | | |
| Latvia..... | 32 | 0.2 | 23 | 9 | 9 | | | 1,784 | 0.3 | 1,059 | 725 | 653 | 45 | 27 | | | |
| Lithuania..... | 66 | 0.3 | 31 | 35 | 29 | 3 | 3 | 12,351 | 2.2 | 5,869 | 6,482 | 6,029 | 344 | 109 | | | |
| Finland..... | 12 | 0.1 | 4 | 8 | 2 | 4 | 2 | 1,028 | 0.2 | 459 | 569 | 503 | 24 | 42 | | | |
| Rumania..... | 107 | 0.6 | 49 | 58 | 51 | 7 | | 1,392 | 0.2 | 683 | 709 | 611 | 69 | 20 | | | |
| Bulgaria..... | 6 | | 5 | 1 | 1 | | | 40 | | 22 | 18 | 17 | | 1 | | | |
| Turkey in Europe..... | 7 | | 4 | 3 | 3 | | | 30 | | 24 | 6 | 4 | | | | | |
| Greece..... | 845 | 4.4 | 462 | 383 | 323 | 57 | 3 | 5,928 | 1.1 | 3,416 | 2,512 | 2,248 | 247 | 17 | | | |
| Italy..... | 4,168 | 21.8 | 1,418 | 2,740 | 2,201 | 509 | 30 | 90,819 | 16.3 | 36,274 | 54,545 | 48,189 | 5,580 | 776 | | | |
| Spain..... | 51 | 0.3 | 10 | 41 | 10 | 25 | 6 | 613 | 0.1 | 300 | 313 | 218 | 78 | 17 | | | |
| Portugal..... | | | | | | | | 2,574 | 0.5 | 970 | 1,604 | 1,166 | 341 | 97 | | | |
| Other Europe..... | 50 | 0.3 | 12 | 38 | 29 | 9 | | 1,464 | 0.3 | 903 | 561 | 511 | 46 | 4 | | | |
| Asia: | | | | | | | | | | | | | | | | | |
| Syria..... | 850 | 4.5 | 307 | 552 | 475 | 68 | 0 | 4,929 | 0.9 | 2,258 | 2,671 | 2,490 | 160 | 21 | | | |
| Turkey in Asia..... | 22 | 0.1 | 15 | 7 | 7 | | | 1,799 | 0.3 | 1,130 | 669 | 611 | 51 | 7 | | | |
| Other Asia..... | 45 | 0.2 | 24 | 21 | 13 | 7 | 1 | 2,447 | 0.4 | 1,466 | 981 | 833 | 124 | 24 | | | |
| America: | | | | | | | | | | | | | | | | | |
| Canada—French..... | 65 | 0.3 | 15 | 50 | 10 | 30 | 10 | 9,774 | 1.7 | 4,083 | 5,691 | 3,191 | 1,243 | 1,257 | | | |
| Canada—Other..... | 635 | 3.3 | 214 | 421 | 95 | 208 | 118 | 34,220 | 15.1 | 41,475 | 42,745 | 21,166 | 9,000 | 12,570 | | | |
| Newfoundland..... | 2 | | 2 | | | | | 5,427 | 1.0 | 2,769 | 2,668 | 1,810 | 305 | 553 | | | |
| West Indies..... | 39 | 0.2 | 20 | 19 | 11 | 7 | | 428 | 0.1 | 220 | 208 | 96 | 55 | 57 | | | |
| Mexico..... | 26 | 0.1 | 10 | 16 | 2 | 11 | 3 | 37 | | 30 | 7 | 5 | | 2 | | | |
| Central and South America..... | 33 | 0.2 | 17 | 16 | | 14 | 2 | 422 | 0.1 | 270 | 152 | 66 | 57 | 29 | | | |
| All other..... | 40 | 0.2 | 17 | 23 | 17 | 6 | | 922 | 0.2 | 457 | 465 | 287 | 111 | 67 | | | |
| BRIDGEPORT, CONN. | | | | | | | | | | | | | BUFFALO, N. Y. | | | | |
| All countries..... | 105,738 | 100.0 | 40,769 | 64,979 | 51,062 | 8,495 | 5,392 | 346,282 | 100.0 | 118,316 | 227,967 | 159,399 | 45,492 | 23,166 | | | |
| Europe: | | | | | | | | | | | | | | | | | |
| England..... | 7,005 | 6.7 | 2,937 | 4,128 | 2,051 | 1,120 | 951 | 17,541 | 5.1 | 7,145 | 10,396 | 4,975 | 3,112 | 2,309 | | | |
| Scotland..... | 2,106 | 2.0 | 1,008 | 1,098 | 658 | 244 | 196 | 7,167 | 2.1 | 3,716 | 3,451 | 2,085 | 783 | 583 | | | |
| Wales..... | 104 | 0.1 | 37 | 67 | 37 | 10 | 11 | 770 | 0.2 | 242 | 528 | 264 | 182 | 82 | | | |
| Northern Ireland..... | 1,672 | 1.6 | 475 | 1,197 | 807 | 193 | 197 | 3,560 | 1.0 | 912 | 2,648 | 1,632 | 548 | 468 | | | |
| Irish Free State..... | 11,828 | 11.2 | 2,709 | 9,119 | 6,511 | 1,236 | 1,372 | 23,092 | 6.7 | 5,103 | 17,989 | 12,111 | 3,376 | 2,502 | | | |
| Norway..... | 330 | 0.3 | 150 | 180 | 103 | 35 | 37 | 904 | 0.3 | 413 | 491 | 294 | 125 | 72 | | | |
| Sweden..... | 3,308 | 3.1 | 1,637 | 1,671 | 1,195 | 111 | 62 | 2,063 | 0.8 | 1,035 | 1,028 | 1,133 | 317 | 178 | | | |
| Denmark..... | 752 | 0.7 | 335 | 417 | 312 | 76 | 29 | 759 | 0.2 | 284 | 475 | 270 | 148 | 57 | | | |
| Netherlands..... | 150 | 0.1 | 67 | 83 | 48 | 22 | 13 | 1,141 | 0.3 | 353 | 788 | 487 | 216 | 85 | | | |
| Belgium..... | 69 | 0.1 | 36 | 33 | 20 | 6 | 7 | 167 | 0.1 | 61 | 136 | 78 | 42 | 16 | | | |
| Luxemburg..... | 5 | | 2 | 3 | 2 | 1 | | 48 | | 16 | 32 | 20 | 11 | 1 | | | |
| Switzerland..... | 306 | 0.3 | 119 | 187 | 105 | 51 | 31 | 1,724 | 0.5 | 477 | 1,247 | 734 | 341 | 172 | | | |
| France..... | 621 | 0.5 | 160 | 361 | 104 | 118 | 49 | 6,260 | 1.8 | 1,241 | 5,010 | 2,921 | 1,563 | 545 | | | |
| Germany..... | 6,559 | 6.2 | 2,100 | 4,459 | 3,106 | 873 | 480 | 78,702 | 22.7 | 18,816 | 59,886 | 40,441 | 13,067 | 6,373 | | | |
| Poland..... | 9,026 | 8.5 | 3,004 | 5,422 | 5,021 | 262 | 139 | 85,040 | 24.6 | 26,616 | 58,424 | 47,127 | 8,072 | 2,325 | | | |
| Czechoslovakia..... | 11,870 | 11.2 | 4,371 | 7,499 | 6,696 | 619 | 284 | 2,168 | 0.6 | 907 | 1,261 | 1,029 | 129 | 103 | | | |
| Austria..... | 1,857 | 1.8 | 599 | 1,258 | 1,007 | 180 | 91 | 4,974 | 1.4 | 1,992 | 2,982 | 2,202 | 499 | 281 | | | |
| Hungary..... | 8,777 | 8.3 | 3,983 | 4,794 | 4,286 | 291 | 217 | 4,120 | 1.2 | 1,957 | 2,163 | 1,639 | 165 | 69 | | | |
| Yugoslavia..... | 778 | 0.7 | 377 | 401 | 383 | 16 | 2 | 566 | 0.2 | 266 | 300 | 244 | 44 | 12 | | | |
| Russia..... | 6,202 | 5.9 | 2,648 | 3,554 | 3,093 | 334 | 127 | 11,297 | 3.3 | 5,045 | 6,252 | 5,308 | 722 | 222 | | | |
| Latvia..... | 76 | 0.1 | 46 | 30 | 28 | 2 | | 87 | | 47 | 40 | 32 | 5 | 3 | | | |
| Lithuania..... | 1,767 | 1.7 | 810 | 951 | 878 | 56 | 17 | 501 | 0.1 | 223 | 278 | 234 | 38 | 6 | | | |
| Finland..... | 115 | 0.1 | 71 | 44 | 36 | 6 | 2 | 314 | 0.1 | 174 | 140 | 103 | 22 | 15 | | | |
| Rumania..... | 524 | 0.5 | 241 | 283 | 250 | 31 | 2 | 1,625 | 0.5 | 906 | 719 | 656 | 48 | 15 | | | |
| Bulgaria..... | 5 | | 3 | 2 | 2 | | | 87 | | 50 | 37 | 23 | 14 | | | | |
| Turkey in Europe..... | 13 | | 5 | 8 | 8 | | | 17 | | 9 | 8 | 5 | | 3 | | | |
| Greece..... | 921 | 0.9 | 468 | 453 | 397 | 55 | 1 | 1,148 | 0.3 | 689 | 459 | 335 | 124 | | | | |
| Italy..... | 21,837 | 20.7 | 8,603 | 13,174 | 11,525 | 1,426 | 223 | 51,361 | 14.8 | 19,471 | 31,890 | 26,337 | 5,010 | 543 | | | |
| Spain..... | 263 | 0.2 | 143 | 120 | 98 | 10 | 6 | 332 | 0.1 | 181 | 151 | 91 | 40 | 20 | | | |
| Portugal..... | 435 | 0.4 | 235 | 200 | 177 | 22 | 1 | 51 | | 13 | 38 | 19 | 18 | 1 | | | |
| Other Europe..... | 453 | 0.4 | 210 | 243 | 215 | 15 | 13 | 259 | 0.1 | 88 | 171 | 113 | 47 | 11 | | | |
| Asia: | | | | | | | | | | | | | | | | | |
| Syria..... | 270 | 0.3 | 139 | 131 | 116 | 15 | | 675 | 0.2 | 302 | 373 | 344 | 26 | 3 | | | |
| Turkey in Asia..... | 251 | 0.2 | 146 | 105 | 99 | 6 | | 109 | | 73 | 36 | 17 | 18 | 1 | | | |
| Other Asia..... | 256 | 0.2 | 153 | 103 | 85 | 10 | 8 | 377 | 0.1 | 278 | 99 | 42 | 41 | 16 | | | |
| America: | | | | | | | | | | | | | | | | | |
| Canada—French..... | 2,587 | 2.4 | 935 | 1,652 | 918 | 416 | 318 | 2,035 | 0.6 | 851 | 1,184 | 522 | 323 | 339 | | | |
| Canada—Other..... | 2,330 | 2.2 | 974 | 1,356 | 461 | 472 | 423 | 33,739 | 9.7 | 17,884 | 15,855 | 5,008 | 5,199 | 5,65 | | | |

COUNTRY OF ORIGIN OF THE FOREIGN WHITE STOCK

315

TABLE 11.—COUNTRY OF ORIGIN OF THE FOREIGN WHITE STOCK, BY NATIVITY AND PARENTAGE, FOR CITIES HAVING 100,000 INHABITANTS OR MORE: 1930—Continued

| COUNTRY OF ORIGIN | TOTAL FOREIGN WHITE STOCK | | Foreign-born white | NATIVE WHITE—FOREIGN OR MIXED PARENTAGE | | | | TOTAL FOREIGN WHITE STOCK | | Foreign-born white | NATIVE WHITE—FOREIGN OR MIXED PARENTAGE | | | | | | | | | | | | | | | | |
|--------------------------------|---------------------------|----------|--------------------|---|----------------------|----------------|----------------|---------------------------|----------|--------------------|---|----------------------|----------------|--------------------|--|--|--|--|--|--|--|--|--|--|--|--|--|
| | Number | Per cent | | Total | Both parents foreign | Father foreign | Mother foreign | Number | Per cent | | Total | Both parents foreign | Father foreign | Mother foreign | | | | | | | | | | | | | |
| CAMBRIDGE, MASS. | | | | | | | | | | | | | | CAMDEN, N. J. | | | | | | | | | | | | | |
| All countries..... | 76,946 | 100.0 | 32,330 | 44,616 | 32,631 | 6,089 | 5,886 | 54,371 | 100.0 | 18,615 | 35,766 | 26,044 | 6,068 | 3,654 | | | | | | | | | | | | | |
| Europe: | | | | | | | | | | | | | | | | | | | | | | | | | | | |
| England..... | 3,073 | 4.8 | 1,373 | 2,300 | 1,189 | 581 | 630 | 4,167 | 7.7 | 1,370 | 2,788 | 1,051 | 1,023 | 714 | | | | | | | | | | | | | |
| Scotland..... | 1,885 | 2.4 | 924 | 961 | 593 | 109 | 199 | 1,061 | 2.0 | 403 | 658 | 330 | 160 | 178 | | | | | | | | | | | | | |
| Wales..... | 154 | 0.2 | 55 | 99 | 51 | 25 | 23 | 180 | 0.3 | 54 | 120 | 65 | 32 | 29 | | | | | | | | | | | | | |
| Northern Ireland..... | 1,760 | 2.3 | 569 | 1,201 | 880 | 128 | 187 | 1,510 | 2.8 | 360 | 1,141 | 675 | 193 | 273 | | | | | | | | | | | | | |
| Irish Free State..... | 20,044 | 26.8 | 6,701 | 13,943 | 10,947 | 1,363 | 1,633 | 3,017 | 6.7 | 747 | 2,870 | 1,703 | 445 | 722 | | | | | | | | | | | | | |
| Norway..... | 243 | 0.3 | 118 | 125 | 102 | 8 | 15 | 370 | 0.7 | 164 | 148 | 63 | 10 | 10 | | | | | | | | | | | | | |
| Sweden..... | 1,552 | 2.0 | 797 | 755 | 611 | 62 | 82 | 855 | 0.7 | 162 | 223 | 148 | 54 | 21 | | | | | | | | | | | | | |
| Denmark..... | 167 | 0.2 | 67 | 100 | 64 | 31 | 5 | 127 | 0.2 | 47 | 80 | 39 | 33 | 8 | | | | | | | | | | | | | |
| Netherlands..... | 73 | 0.1 | 31 | 42 | 31 | 9 | 2 | 62 | 0.2 | 20 | 63 | 34 | 18 | 11 | | | | | | | | | | | | | |
| Belgium..... | 47 | 0.1 | 25 | 22 | 17 | 4 | 1 | 40 | 0.1 | 27 | 18 | 7 | 3 | 3 | | | | | | | | | | | | | |
| Luxemburg..... | 1 | | | 1 | 1 | | | 3 | | | 3 | 1 | 1 | 1 | | | | | | | | | | | | | |
| Switzerland..... | 65 | 0.1 | 27 | 38 | 23 | 7 | 8 | 234 | 0.4 | 73 | 161 | 94 | 27 | 40 | | | | | | | | | | | | | |
| France..... | 352 | 0.5 | 132 | 220 | 102 | 70 | 48 | 533 | 1.0 | 122 | 411 | 210 | 120 | 81 | | | | | | | | | | | | | |
| Germany..... | 1,196 | 1.6 | 320 | 867 | 562 | 217 | 88 | 7,335 | 13.5 | 1,789 | 5,546 | 3,647 | 1,127 | 772 | | | | | | | | | | | | | |
| Poland..... | 2,837 | 3.7 | 1,181 | 1,656 | 1,648 | 83 | 25 | 9,737 | 17.9 | 3,528 | 6,209 | 5,438 | 579 | 192 | | | | | | | | | | | | | |
| Czechoslovakia..... | 53 | 0.1 | 24 | 29 | 27 | | | 488 | 0.9 | 191 | 297 | 242 | 33 | 22 | | | | | | | | | | | | | |
| Austria..... | 200 | 0.3 | 70 | 139 | 98 | | | 1,002 | 1.8 | 371 | 631 | 478 | 99 | 54 | | | | | | | | | | | | | |
| Hungary..... | 59 | 0.1 | 22 | 37 | 21 | 13 | 3 | 309 | 0.7 | 152 | 217 | 185 | 19 | 13 | | | | | | | | | | | | | |
| Yugoslavia..... | 8 | | 6 | 2 | 2 | | | 249 | 0.5 | 128 | 121 | 105 | 16 | | | | | | | | | | | | | | |
| Russia..... | 2,478 | 3.2 | 1,181 | 1,297 | 1,140 | 98 | 60 | 4,477 | 8.2 | 1,777 | 2,700 | 2,317 | 281 | 102 | | | | | | | | | | | | | |
| Latvia..... | 127 | 0.2 | 62 | 65 | 57 | 6 | 2 | 37 | 0.1 | 15 | 22 | 11 | 11 | | | | | | | | | | | | | | |
| Lithuania..... | 2,445 | 3.2 | 1,160 | 1,285 | 1,255 | 19 | 11 | 667 | 1.2 | 274 | 393 | 341 | 45 | 7 | | | | | | | | | | | | | |
| Finland..... | 84 | 0.1 | 33 | 46 | 41 | 5 | | 149 | 0.3 | 74 | 75 | 61 | 6 | 8 | | | | | | | | | | | | | |
| Rumania..... | 159 | 0.2 | 73 | 86 | 82 | 2 | 2 | 271 | 0.5 | 111 | 160 | 135 | 16 | 9 | | | | | | | | | | | | | |
| Bulgaria..... | 6 | | 2 | 4 | | | | 13 | | 6 | 8 | 6 | 2 | | | | | | | | | | | | | | |
| Turkey in Europe..... | 6 | | 2 | 4 | | | | 233 | 0.4 | 146 | 87 | 74 | 13 | | | | | | | | | | | | | | |
| Greece..... | 1,281 | 1.7 | 628 | 653 | 611 | 36 | 6 | 14,806 | 27.2 | 5,608 | 9,208 | 7,774 | 1,362 | 172 | | | | | | | | | | | | | |
| Italy..... | 8,595 | 11.2 | 3,428 | 5,167 | 4,616 | 471 | 80 | 46 | 0.1 | 12 | 34 | 18 | 8 | 8 | | | | | | | | | | | | | |
| Spain..... | 65 | 0.1 | 24 | 41 | 29 | 7 | 5 | 20 | | 7 | 19 | 7 | 11 | 1 | | | | | | | | | | | | | |
| Portugal..... | 3,861 | 5.0 | 1,811 | 2,040 | 1,637 | 307 | 96 | 122 | 0.2 | 47 | 75 | 64 | 10 | 1 | | | | | | | | | | | | | |
| Other Europe..... | 121 | 0.2 | 67 | 54 | 44 | 5 | 5 | | | | | | | | | | | | | | | | | | | | |
| Asia: | | | | | | | | | | | | | | | | | | | | | | | | | | | |
| Syria..... | 120 | 0.2 | 55 | 65 | 61 | 3 | 1 | 21 | | 6 | 15 | 13 | 2 | | | | | | | | | | | | | | |
| Turkey in Asia..... | 239 | 0.3 | 143 | 96 | 83 | 12 | 1 | 228 | 0.4 | 161 | 77 | 72 | 5 | | | | | | | | | | | | | | |
| Other Asia..... | 687 | 0.9 | 375 | 312 | 273 | 18 | 21 | 94 | 0.2 | 46 | 48 | 42 | 6 | | | | | | | | | | | | | | |
| America: | | | | | | | | | | | | | | | | | | | | | | | | | | | |
| Canada—French..... | 4,266 | 5.5 | 1,072 | 2,504 | 1,595 | 594 | 405 | 110 | 0.2 | 36 | 74 | 30 | 26 | 18 | | | | | | | | | | | | | |
| Canada—Other..... | 14,425 | 18.7 | 7,582 | 6,843 | 3,280 | 1,481 | 2,076 | 777 | 1.4 | 337 | 440 | 183 | 126 | 131 | | | | | | | | | | | | | |
| Newfoundland..... | 1,940 | 2.5 | 1,084 | 856 | 647 | 120 | 180 | 538 | 1.0 | 222 | 316 | 260 | 36 | 20 | | | | | | | | | | | | | |
| West Indies..... | 92 | 0.1 | 67 | 35 | 17 | 8 | 10 | 55 | 0.1 | 13 | 42 | 10 | 27 | 5 | | | | | | | | | | | | | |
| Mexico..... | 8 | | 1 | 7 | 2 | 4 | 1 | 4 | | 2 | 2 | 1 | 1 | 1 | | | | | | | | | | | | | |
| Central and South America..... | 122 | 0.2 | 59 | 63 | 35 | 21 | 7 | 105 | 0.2 | 63 | 42 | 12 | 21 | 9 | | | | | | | | | | | | | |
| All other..... | 857 | 1.1 | 387 | 470 | 345 | 81 | 44 | 84 | 0.2 | 38 | 46 | 15 | 19 | 12 | | | | | | | | | | | | | |
| CANTON, OHIO | | | | | | | | | | | | | | CHATTAHOOGA, TENN. | | | | | | | | | | | | | |
| All countries..... | 36,747 | 100.0 | 13,213 | 23,534 | 16,144 | 5,125 | 2,265 | 5,283 | 100.0 | 1,404 | 3,819 | 1,986 | 1,388 | 445 | | | | | | | | | | | | | |
| Europe: | | | | | | | | | | | | | | | | | | | | | | | | | | | |
| England..... | 2,286 | 6.2 | 684 | 1,602 | 661 | 531 | 410 | 664 | 12.6 | 163 | 501 | 158 | 257 | 86 | | | | | | | | | | | | | |
| Scotland..... | 777 | 2.1 | 267 | 520 | 206 | 177 | 138 | 191 | 3.6 | 55 | 136 | 57 | 64 | 15 | | | | | | | | | | | | | |
| Wales..... | 863 | 2.3 | 249 | 614 | 296 | 203 | 115 | 136 | 2.6 | 19 | 117 | 56 | 37 | 24 | | | | | | | | | | | | | |
| Northern Ireland..... | 274 | 0.7 | 48 | 226 | 107 | 77 | 42 | 78 | 1.5 | 11 | 67 | 20 | 35 | 12 | | | | | | | | | | | | | |
| Irish Free State..... | 985 | 2.7 | 131 | 854 | 453 | 249 | 152 | 399 | 7.3 | 43 | 350 | 164 | 147 | 45 | | | | | | | | | | | | | |
| Norway..... | 70 | 0.2 | 20 | 50 | 34 | 3 | 3 | 15 | 0.3 | 2 | 13 | 7 | 0 | | | | | | | | | | | | | | |
| Sweden..... | 304 | 0.8 | 107 | 197 | 127 | 42 | 28 | 80 | 1.5 | 17 | 98 | 35 | 20 | 8 | | | | | | | | | | | | | |
| Denmark..... | 200 | 0.5 | 65 | 135 | 83 | 42 | 10 | 37 | 0.7 | 6 | 31 | 7 | 21 | 3 | | | | | | | | | | | | | |
| Netherlands..... | 44 | 0.1 | 11 | 33 | 18 | 10 | 5 | 21 | 0.4 | 3 | 18 | 5 | 10 | 3 | | | | | | | | | | | | | |
| Belgium..... | 111 | 0.3 | 24 | 87 | 57 | 16 | 14 | 19 | 0.4 | 6 | 13 | 9 | 4 | | | | | | | | | | | | | | |
| Luxemburg..... | 5 | | 1 | 4 | 2 | | | 2 | | 1 | 1 | | | | | | | | | | | | | | | | |
| Switzerland..... | 1,423 | 3.9 | 323 | 1,095 | 687 | 342 | 166 | 187 | 3.5 | 29 | 158 | 62 | 86 | 10 | | | | | | | | | | | | | |
| France..... | 1,056 | 2.9 | 192 | 864 | 401 | 338 | 125 | 129 | 2.4 | 15 | 114 | 50 | 43 | 21 | | | | | | | | | | | | | |
| Germany..... | 7,372 | 20.1 | 1,619 | 5,753 | 3,342 | 1,688 | 723 | 1,110 | 21.0 | 177 | 933 | 475 | 361 | 97 | | | | | | | | | | | | | |
| Poland..... | 1,664 | 4.5 | 697 | 967 | 866 | 81 | 20 | 262 | 5.0 | 147 | 115 | 101 | 10 | 4 | | | | | | | | | | | | | |
| Czechoslovakia..... | 1,605 | 4.4 | 607 | 998 | 860 | 114 | 24 | 25 | 0.5 | 11 | 14 | 12 | 2 | | | | | | | | | | | | | | |
| Austria..... | 1,259 | 3.4 | 489 | 770 | 612 | 100 | 58 | 40 | 0.8 | 17 | 23 | 10 | 12 | 1 | | | | | | | | | | | | | |
| Hungary..... | 1,156 | 3.1 | 531 | 625 | 478 | 37 | 10 | 33 | 0.6 | 12 | 21 | 11 | 10 | | | | | | | | | | | | | | |
| Yugoslavia..... | 863 | 2.4 | 436 | 427 | 406 | 27 | | 681 | 18.6 | 407 | 674 | 508 | 43 | 23 | | | | | | | | | | | | | |
| Russia..... | 1,438 | 3.9 | 649 | 789 | 659 | 107 | 35 | 63 | 1.2 | 22 | 41 | 41 | | | | | | | | | | | | | | | |
| Latvia..... | 16 | | 9 | 7 | 7 | | | 90 | 1.7 | 48 | 42 | 39 | 1 | 2 | | | | | | | | | | | | | |
| Lithuania..... | 96 | 0.3 | 38 | 58 | 51 | 7 | 1 | 11 | 0.2 | 2 | 9 | 1 | 8 | | | | | | | | | | | | | | |
| Finland..... | 12 | | 7 | 5 | | | | 7 | 0.1 | 2 | 5 | 1 | 4 | | | | | | | | | | | | | | |
| Rumania..... | 2,538 | 6.9 | 1,275 | 1,263 | 1,173 | 69 | 21 | | | | | | | | | | | | | | | | | | | | |
| Bulgaria..... | 45 | 0.1 | 35 | 10 | 6 | 5 | | 1 | | 1 | 1 | | | | | | | | | | | | | | | | |
| Turkey in Europe..... | 20 | 0.1 | 10 | 10 | 7 | 3 | | | | | | | | | | | | | | | | | | | | | |
| Greece..... | 1,832 | 5.0 | 1,036 | 746 | 637 | 106 | 30 | 107 | 2.0 | 50 | 57 | 39 | 18 | | | | | | | | | | | | | | |
| Italy..... | 5,725 | 15.6 | 2,268 | 3,457 | 2,655 | 472 | 30 | 114 | 2.2 | 37 | 77 | 34 | 42 | 1 | | | | | | | | | | | | | |
| Spain..... | 753 | 2.0 | 436 | 317 | 286 | 25 | 3 | 4 | 0.1 | 1 | 3 | 1 | 2 | | | | | | | | | | | | | | |
| Portugal..... | 25 | 0.1 | 17 | 8 | 5 | 3 | | 1 | | 1 | 1 | | | | | | | | | | | | | | | | |
| Other Europe..... | 142 | 0.4 | 60 | 82 | 61 | 17 | 4 | 23 | 0.4 | 4 | 19 | 18 | | 1 | | | | | | | | | | | | | |
| Asia: | | | | | | | | | | | | | | | | | | | | | | | | | | | |
| Syria..... | 703 | 1.9 | 367 | 401 | 379 | 21 | 1 | 21 | 0.4 | 6 | 15 | 12 | 3 | | | | | | | | | | | | | | |
| Turkey in Asia..... | 215 | 0.6 | 135 | 80 | 73 | 7 | | 7 | 0.1 | 4 | 3 | 2 | 1 | | | | | | | | | | | | | | |
| Other Asia..... | 107 | 0.3 | 69 | 38 | 23 | 14 | 1 | 25 | 0.5 | 11 | 14 | 7 | 7 | | | | | | | | | | | | | | |
| America: | | | | | | | | | | | | | | | | | | | | | | | | | | | |
| Canada—French..... | 79 | 0.2 | 31 | 48 | 22 | 15 | 11 | 37 | 0.7 | 11 | 26 | 12 | 10 | 4 | | | | | | | | | | | | | |
| Canada—Other..... | 625 | 1.7 | 260 | 365 | 96 | 166 | 103 | 301 | 5.7 | 99 | 202 | 26 | 105 | 71 | | | | | | | | | | | | | |
| Newfoundland..... | 1 | | | | | | | 1 | | 1 | | | | | | | | | | | | | | | | | |
| West Indies..... | 14 | | 10 | 4 | 1 | 3 | | 15 | 0.3 | 7 | 8 | 2 | 3 | 3 | | | | | | | | | | | | | |
| Mexico..... | 8 | | 6 | 2 | 1 | 1 | | 10 | 0.2 | 3 | 7 | | 3 | 4 | | | | | | | | | | | | | |
| Central and South America..... | 10 | | 8 | 2 | 2 | | | 18 | 0.3 | 5 | 13 | 1 | 8 | 4 | | | | | | | | | | | | | |
| All other..... | 16 | | 9 | 7 | 6 | 1 | | 18 | 0.3 | 10 | 8 | 1 | 5 | 2 | | | | | | | | | | | | | |

POPULATION

TABLE 11.—COUNTRY OF ORIGIN OF THE FOREIGN WHITE STOCK, BY NATIVITY AND PARENTAGE, FOR CITIES HAVING 100,000 INHABITANTS OR MORE: 1930—Continued

| COUNTRY OF ORIGIN | TOTAL FOREIGN WHITE STOCK | | NATIVE WHITE—FOREIGN OR MIXED PARENTAGE | | | | TOTAL FOREIGN WHITE STOCK | | NATIVE WHITE—FOREIGN OR MIXED PARENTAGE | | | | | |
|--------------------------------|---------------------------|----------|---|-----------|----------------------|----------------|---------------------------|---------|---|--------------------|---------|----------------------|----------------|----------------|
| | Number | Per cent | Foreign-born white | Total | Both parents foreign | Father foreign | Mother foreign | Number | Per cent | Foreign-born white | Total | Both parents foreign | Father foreign | Mother foreign |
| CHICAGO, ILL. | | | | | | | | | | | | | | |
| All countries..... | 2,174,430 | 100.0 | 842,037 | 1,332,373 | 1,006,920 | 215,721 | 109,732 | 138,989 | 100.0 | 34,835 | 104,164 | 66,513 | 26,936 | 10,703 |
| Europe: | | | | | | | | | | | | | | |
| England..... | 70,787 | 3.3 | 26,237 | 44,550 | 20,967 | 14,652 | 3,931 | 5,397 | 3.9 | 1,266 | 4,131 | 1,563 | 1,051 | 917 |
| Scotland..... | 31,948 | 1.5 | 14,264 | 17,684 | 10,203 | 4,787 | 2,094 | 1,545 | 1.1 | 451 | 1,094 | 511 | 393 | 190 |
| Wales..... | 4,888 | 0.2 | 1,576 | 3,312 | 1,735 | 1,027 | 550 | 513 | 0.4 | 84 | 429 | 237 | 128 | 64 |
| Northern Ireland..... | 23,987 | 1.1 | 7,404 | 16,583 | 10,704 | 3,544 | 2,335 | 1,930 | 1.4 | 300 | 1,630 | 1,030 | 310 | 281 |
| Irish Free State..... | 169,598 | 7.8 | 47,385 | 122,183 | 85,481 | 21,194 | 15,508 | 13,891 | 9.6 | 2,054 | 11,337 | 7,880 | 2,228 | 1,729 |
| Norway..... | 52,708 | 2.4 | 21,740 | 80,968 | 22,341 | 5,276 | 3,351 | 141 | 0.1 | 48 | 93 | 59 | 26 | 8 |
| Sweden..... | 140,913 | 6.5 | 65,735 | 75,178 | 59,527 | 9,604 | 6,047 | 480 | 0.3 | 173 | 307 | 192 | 75 | 40 |
| Denmark..... | 28,695 | 1.3 | 12,602 | 16,193 | 11,610 | 3,204 | 1,379 | 298 | 0.2 | 97 | 201 | 112 | 73 | 16 |
| Netherlands..... | 25,620 | 1.2 | 9,185 | 16,444 | 10,911 | 3,754 | 1,770 | 886 | 0.6 | 180 | 706 | 422 | 219 | 65 |
| Belgium..... | 7,880 | 0.4 | 4,106 | 3,780 | 2,521 | 844 | 415 | 79 | 0.1 | 35 | 44 | 13 | 18 | 13 |
| Luxemburg..... | 5,273 | 0.2 | 1,763 | 3,510 | 2,303 | 859 | 288 | 32 | 0.1 | 11 | 21 | 14 | 7 | 1 |
| Switzerland..... | 10,020 | 0.5 | 3,671 | 6,349 | 3,971 | 1,020 | 758 | 1,089 | 1.2 | 444 | 1,245 | 661 | 429 | 155 |
| France..... | 15,352 | 0.7 | 4,655 | 10,797 | 6,163 | 3,077 | 1,557 | 3,077 | 2.9 | 726 | 3,251 | 1,672 | 1,142 | 437 |
| Germany..... | 377,975 | 17.4 | 111,366 | 266,609 | 184,337 | 54,512 | 27,760 | 75,546 | 54.4 | 13,944 | 61,602 | 39,102 | 16,850 | 5,641 |
| Poland..... | 401,316 | 18.5 | 149,622 | 251,694 | 217,701 | 25,114 | 8,879 | 2,096 | 1.5 | 955 | 1,141 | 901 | 181 | 69 |
| Czechoslovakia..... | 122,089 | 5.6 | 48,814 | 73,275 | 60,842 | 7,601 | 4,332 | 643 | 0.4 | 245 | 288 | 210 | 52 | 30 |
| Austria..... | 55,402 | 2.6 | 24,640 | 80,816 | 24,368 | 3,898 | 2,500 | 1,218 | 2.0 | 1,218 | 1,505 | 1,193 | 242 | 130 |
| Hungary..... | 30,427 | 1.4 | 15,337 | 15,900 | 12,801 | 1,468 | 831 | 2,001 | 2.1 | 1,567 | 1,394 | 1,233 | 106 | 55 |
| Yugoslavia..... | 32,201 | 1.5 | 16,183 | 16,108 | 14,376 | 1,477 | 255 | 703 | 0.5 | 459 | 244 | 222 | 11 | 11 |
| Russia..... | 169,736 | 7.8 | 78,462 | 91,274 | 70,223 | 8,788 | 3,268 | 3,700 | 6.3 | 3,896 | 4,813 | 3,971 | 871 | 171 |
| Latvia..... | 3,966 | 0.2 | 2,260 | 1,706 | 1,388 | 239 | 79 | 61 | 0.1 | 40 | 21 | 16 | 5 | 1 |
| Lithuania..... | 63,918 | 2.9 | 31,430 | 32,488 | 29,742 | 2,171 | 575 | 602 | 0.4 | 305 | 297 | 248 | 35 | 14 |
| Finland..... | 4,993 | 0.2 | 2,261 | 2,732 | 2,327 | 204 | 201 | 49 | 0.1 | 22 | 27 | 21 | 5 | 1 |
| Rumania..... | 20,408 | 0.9 | 11,033 | 9,375 | 8,271 | 769 | 345 | 2,168 | 1.6 | 1,194 | 974 | 834 | 95 | 45 |
| Bulgaria..... | 758 | 0.03 | 494 | 204 | 175 | 84 | 6 | 83 | 0.1 | 39 | 44 | 27 | 17 | 2 |
| Turkey in Europe..... | 110 | 0.005 | 67 | 43 | 38 | 5 | 5 | 14 | 0.001 | 5 | 9 | 7 | 2 | 1 |
| Greece..... | 26,384 | 1.2 | 14,815 | 11,569 | 9,649 | 1,883 | 37 | 845 | 0.6 | 617 | 328 | 208 | 120 | 88 |
| Italy..... | 181,891 | 8.4 | 73,960 | 107,001 | 90,159 | 15,801 | 1,941 | 7,432 | 5.3 | 3,015 | 4,417 | 3,400 | 932 | 85 |
| Spain..... | 1,357 | 0.1 | 627 | 730 | 416 | 236 | 78 | 83 | 0.1 | 23 | 60 | 25 | 31 | 4 |
| Portugal..... | 156 | 0.007 | 48 | 108 | 65 | 21 | 22 | 15 | 0.001 | 10 | 5 | 4 | 1 | 1 |
| Other Europe..... | 3,727 | 0.2 | 1,193 | 2,534 | 2,014 | 340 | 180 | 245 | 0.2 | 75 | 170 | 112 | 52 | 6 |
| Asia: | | | | | | | | | | | | | | |
| Syria..... | 1,096 | 0.1 | 489 | 607 | 503 | 90 | 14 | 506 | 0.4 | 208 | 298 | 258 | 39 | 1 |
| Turkey in Asia..... | 2,453 | 0.1 | 1,580 | 873 | 729 | 121 | 23 | 223 | 0.2 | 127 | 96 | 84 | 9 | 3 |
| Other Asia..... | 5,678 | 0.3 | 3,507 | 2,171 | 1,794 | 316 | 61 | 180 | 0.1 | 101 | 79 | 44 | 24 | 11 |
| America: | | | | | | | | | | | | | | |
| Canada—French..... | 14,259 | 0.7 | 4,211 | 10,048 | 4,899 | 3,086 | 2,063 | 300 | 0.2 | 69 | 231 | 77 | 98 | 61 |
| Canada—Other..... | 59,524 | 2.7 | 25,620 | 33,904 | 11,247 | 13,170 | 9,487 | 2,046 | 1.5 | 704 | 1,342 | 351 | 580 | 411 |
| Newfoundland..... | 576 | 0.027 | 262 | 314 | 137 | 85 | 92 | 16 | 0.001 | 6 | 10 | 4 | 4 | 2 |
| West Indies..... | 701 | 0.032 | 383 | 318 | 110 | 128 | 80 | 80 | 0.1 | 48 | 32 | 9 | 10 | 13 |
| Mexico..... | 1,537 | 0.1 | 967 | 570 | 322 | 165 | 83 | 42 | 0.01 | 19 | 23 | 6 | 14 | 3 |
| Central and South America..... | 1,716 | 0.1 | 1,130 | 586 | 270 | 170 | 146 | 129 | 0.1 | 80 | 49 | 16 | 18 | 15 |
| All other..... | 2,302 | 0.1 | 1,167 | 1,135 | 530 | 357 | 248 | 171 | 0.1 | 75 | 96 | 55 | 31 | 10 |
| CINCINNATI, OHIO | | | | | | | | | | | | | | |
| All countries..... | 584,258 | 100.0 | 229,487 | 354,771 | 278,045 | 50,815 | 26,111 | 55,817 | 100.0 | 15,279 | 40,598 | 24,107 | 11,068 | 5,363 |
| Europe: | | | | | | | | | | | | | | |
| England..... | 24,901 | 4.2 | 9,006 | 15,085 | 7,612 | 4,521 | 2,952 | 4,423 | 7.9 | 1,106 | 3,317 | 1,172 | 1,330 | 815 |
| Scotland..... | 9,754 | 1.7 | 5,145 | 4,699 | 2,670 | 1,152 | 787 | 1,379 | 2.5 | 391 | 988 | 431 | 312 | 245 |
| Wales..... | 3,425 | 0.6 | 1,114 | 2,310 | 1,810 | 662 | 338 | 1,638 | 3.0 | 236 | 1,402 | 678 | 474 | 250 |
| Northern Ireland..... | 6,145 | 0.9 | 1,372 | 3,773 | 2,488 | 713 | 507 | 1,242 | 2.2 | 246 | 990 | 549 | 276 | 171 |
| Irish Free State..... | 25,908 | 4.4 | 6,842 | 19,156 | 13,379 | 2,983 | 2,794 | 5,447 | 9.8 | 670 | 4,777 | 2,856 | 1,240 | 651 |
| Norway..... | 1,216 | 0.2 | 516 | 700 | 471 | 159 | 70 | 162 | 0.3 | 95 | 127 | 68 | 37 | 22 |
| Sweden..... | 4,422 | 0.8 | 1,922 | 2,500 | 1,901 | 349 | 190 | 382 | 0.7 | 96 | 280 | 165 | 76 | 45 |
| Denmark..... | 1,105 | 0.2 | 448 | 657 | 503 | 171 | 73 | 147 | 0.3 | 42 | 105 | 53 | 41 | 11 |
| Netherlands..... | 2,395 | 0.4 | 800 | 1,595 | 946 | 454 | 195 | 176 | 0.3 | 48 | 128 | 57 | 53 | 18 |
| Belgium..... | 360 | 0.1 | 145 | 215 | 125 | 69 | 69 | 196 | 0.4 | 89 | 110 | 59 | 32 | 19 |
| Luxemburg..... | 76 | 0.013 | 29 | 47 | 22 | 16 | 9 | 1 | 0.001 | 1 | 10 | 7 | 1 | 2 |
| Switzerland..... | 3,273 | 0.6 | 972 | 2,301 | 1,389 | 648 | 264 | 1,163 | 2.1 | 278 | 885 | 424 | 295 | 166 |
| France..... | 3,220 | 0.6 | 846 | 2,383 | 1,370 | 634 | 379 | 1,201 | 2.2 | 209 | 992 | 482 | 373 | 137 |
| Germany..... | 82,404 | 14.1 | 22,522 | 59,872 | 42,613 | 11,139 | 6,120 | 13,378 | 33.8 | 3,582 | 15,296 | 8,963 | 4,389 | 1,944 |
| Poland..... | 84,912 | 14.5 | 32,608 | 52,304 | 45,250 | 5,036 | 1,358 | 1,080 | 1.9 | 478 | 602 | 492 | 82 | 28 |
| Czechoslovakia..... | 91,683 | 15.7 | 34,695 | 56,988 | 47,312 | 6,269 | 3,417 | 451 | 0.8 | 184 | 267 | 209 | 39 | 22 |
| Austria..... | 17,093 | 2.9 | 6,774 | 10,289 | 8,337 | 1,201 | 751 | 1,376 | 2.5 | 540 | 856 | 569 | 175 | 92 |
| Hungary..... | 39,545 | 6.8 | 19,073 | 20,472 | 17,939 | 1,621 | 912 | 1,362 | 2.4 | 638 | 724 | 624 | 96 | 54 |
| Yugoslavia..... | 40,781 | 7.0 | 18,326 | 22,455 | 20,477 | 1,614 | 364 | 871 | 1.0 | 308 | 263 | 242 | 17 | 4 |
| Russia..... | 32,688 | 5.6 | 15,193 | 17,495 | 15,362 | 1,565 | 568 | 3,006 | 5.4 | 1,368 | 1,693 | 1,373 | 197 | 68 |
| Latvia..... | 672 | 0.1 | 371 | 301 | 259 | 32 | 10 | 69 | 0.1 | 32 | 31 | 20 | 16 | 1 |
| Lithuania..... | 10,008 | 1.7 | 4,698 | 5,370 | 4,925 | 343 | 102 | 213 | 0.4 | 82 | 137 | 114 | 9 | 8 |
| Finland..... | 1,881 | 0.3 | 684 | 917 | 751 | 61 | 75 | 76 | 0.1 | 35 | 41 | 27 | 2 | 12 |
| Rumania..... | 12,001 | 2.1 | 6,672 | 5,320 | 4,757 | 418 | 154 | 713 | 1.3 | 376 | 337 | 290 | 39 | 8 |
| Bulgaria..... | 323 | 0.1 | 227 | 101 | 69 | 31 | 1 | 68 | 0.1 | 30 | 32 | 14 | 18 | 1 |
| Turkey in Europe..... | 18 | 0.003 | 12 | 6 | 6 | 1 | 1 | 1 | 0.001 | 1 | 1 | 1 | 1 | 1 |
| Greece..... | 3,647 | 0.6 | 2,261 | 1,386 | 1,150 | 233 | 3 | 746 | 1.3 | 436 | 221 | 88 | 1 | 1 |
| Italy..... | 59,317 | 10.2 | 23,524 | 32,793 | 28,437 | 4,007 | 349 | 6,018 | 12.4 | 2,738 | 4,180 | 3,368 | 729 | 83 |
| Spain..... | 543 | 0.1 | 343 | 205 | 126 | 54 | 15 | 54 | 0.1 | 20 | 31 | 14 | 7 | 13 |
| Portugal..... | 74 | 0.013 | 49 | 37 | 12 | 12 | 3 | 3 | 0.001 | 2 | 2 | 2 | 2 | 1 |
| Other Europe..... | 1,586 | 0.3 | 439 | 1,147 | 953 | 118 | 76 | 101 | 0.2 | 18 | 83 | 58 | 15 | 10 |
| Asia: | | | | | | | | | | | | | | |
| Syria..... | 2,372 | 0.4 | 1,052 | 1,320 | 1,174 | 122 | 24 | 131 | 0.2 | 61 | 70 | 64 | 2 | 4 |
| Turkey in Asia..... | 68 | | | | | | | | | | | | | |

COUNTRY OF ORIGIN OF THE FOREIGN WHITE STOCK

317

TABLE 11.—COUNTRY OF ORIGIN OF THE FOREIGN WHITE STOCK, BY NATIVITY AND PARENTAGE, FOR CITIES HAVING 100,000 INHABITANTS OR MORE: 1930—Continued

| COUNTRY OF ORIGIN | TOTAL FOREIGN WHITE STOCK | | Foreign-born white | NATIVE WHITE—FOREIGN OR MIXED PARENTAGE | | | | TOTAL FOREIGN WHITE STOCK | | Foreign-born white | NATIVE WHITE—FOREIGN OR MIXED PARENTAGE | | | | | | | | | | | | | | | |
|--------------------------------|---------------------------|----------|--------------------|---|----------------------|----------------|----------------|---------------------------|----------|--------------------|---|----------------------|----------------|------------------|--|--|--|--|--|--|--|--|--|--|--|--|
| | Number | Per cent | | Total | Both parents foreign | Father foreign | Mother foreign | Number | Per cent | | Total | Both parents foreign | Father foreign | Mother foreign | | | | | | | | | | | | |
| | DALLAS, TEX. | | | | | | | | | | | | | DAYTON, OHIO | | | | | | | | | | | | |
| All countries..... | 23,140 | 100.0 | 6,473 | 18,667 | 8,809 | 5,640 | 2,136 | 41,772 | 100.0 | 12,014 | 29,758 | 18,661 | 7,548 | 3,549 | | | | | | | | | | | | |
| Europe: | | | | | | | | | | | | | | | | | | | | | | | | | | |
| England..... | 2,523 | 10.9 | 687 | 1,836 | 615 | 832 | 389 | 2,100 | 5.0 | 577 | 1,523 | 527 | 645 | 851 | | | | | | | | | | | | |
| Scotland..... | 712 | 3.1 | 178 | 534 | 235 | 218 | 81 | 639 | 1.5 | 225 | 414 | 183 | 147 | 84 | | | | | | | | | | | | |
| Wales..... | 109 | 0.5 | 21 | 88 | 28 | 45 | 15 | 261 | 0.6 | 24 | 177 | 86 | 50 | 35 | | | | | | | | | | | | |
| Northern Ireland..... | 353 | 1.5 | 47 | 306 | 142 | 129 | 35 | 609 | 1.4 | 108 | 501 | 268 | 134 | 90 | | | | | | | | | | | | |
| Irish Free State..... | 1,589 | 6.9 | 207 | 1,382 | 588 | 585 | 209 | 3,088 | 7.4 | 308 | 2,690 | 1,748 | 554 | 360 | | | | | | | | | | | | |
| Norway..... | 365 | 1.6 | 97 | 268 | 154 | 79 | 35 | 110 | 0.3 | 31 | 79 | 42 | 17 | 20 | | | | | | | | | | | | |
| Sweden..... | 610 | 2.6 | 154 | 456 | 260 | 144 | 62 | 268 | 0.6 | 87 | 179 | 112 | 48 | 19 | | | | | | | | | | | | |
| Denmark..... | 355 | 1.5 | 101 | 254 | 127 | 112 | 15 | 78 | 0.2 | 22 | 56 | 33 | 23 | 1 | | | | | | | | | | | | |
| Netherlands..... | 115 | 0.5 | 22 | 93 | 41 | 43 | 9 | 234 | 0.6 | 56 | 178 | 116 | 50 | 12 | | | | | | | | | | | | |
| Belgium..... | 44 | 0.2 | 14 | 30 | 10 | 13 | 7 | 42 | 0.1 | 12 | 30 | 14 | 9 | 7 | | | | | | | | | | | | |
| Luxemburg..... | 9 | 0.0 | 3 | 6 | 3 | 3 | 0 | 16 | 0.0 | 2 | 14 | 7 | 1 | 6 | | | | | | | | | | | | |
| Switzerland..... | 578 | 2.5 | 158 | 420 | 215 | 164 | 41 | 416 | 1.0 | 106 | 310 | 166 | 104 | 40 | | | | | | | | | | | | |
| France..... | 712 | 3.1 | 131 | 581 | 201 | 210 | 71 | 1,008 | 2.4 | 190 | 818 | 424 | 274 | 118 | | | | | | | | | | | | |
| Germany..... | 5,807 | 25.1 | 1,178 | 4,629 | 2,566 | 1,481 | 582 | 19,026 | 45.5 | 3,933 | 15,093 | 9,018 | 4,212 | 1,868 | | | | | | | | | | | | |
| Poland..... | 1,037 | 4.5 | 462 | 575 | 446 | 95 | 34 | 1,665 | 4.0 | 632 | 1,033 | 419 | 158 | 26 | | | | | | | | | | | | |
| Czechoslovakia..... | 704 | 3.0 | 279 | 425 | 294 | 92 | 39 | 807 | 1.9 | 380 | 427 | 370 | 33 | 24 | | | | | | | | | | | | |
| Austria..... | 531 | 2.3 | 181 | 350 | 214 | 93 | 43 | 928 | 2.2 | 382 | 546 | 404 | 110 | 32 | | | | | | | | | | | | |
| Hungary..... | 101 | 0.4 | 43 | 58 | 45 | 11 | 2 | 2,571 | 0.2 | 1,245 | 1,326 | 1,203 | 91 | 32 | | | | | | | | | | | | |
| Yugoslavia..... | 71 | 0.3 | 34 | 37 | 15 | 17 | 5 | 800 | 2.1 | 409 | 391 | 367 | 20 | 4 | | | | | | | | | | | | |
| Russia..... | 1,967 | 8.5 | 801 | 1,166 | 910 | 205 | 61 | 1,887 | 4.6 | 884 | 1,053 | 890 | 136 | 27 | | | | | | | | | | | | |
| Latvia..... | 17 | 0.1 | 8 | 9 | 0 | 0 | 0 | 55 | 0.1 | 25 | 30 | 20 | 1 | 0 | | | | | | | | | | | | |
| Lithuania..... | 68 | 0.4 | 37 | 31 | 43 | 8 | 0 | 800 | 1.9 | 311 | 489 | 414 | 62 | 23 | | | | | | | | | | | | |
| Finland..... | 25 | 0.1 | 14 | 11 | 10 | 1 | 0 | 17 | 0.0 | 7 | 10 | 4 | 6 | 0 | | | | | | | | | | | | |
| Rumania..... | 242 | 1.0 | 98 | 144 | 108 | 29 | 7 | 504 | 1.2 | 271 | 233 | 210 | 17 | 0 | | | | | | | | | | | | |
| Bulgaria..... | 10 | 0.1 | 16 | 3 | 0 | 3 | 0 | 47 | 0.1 | 28 | 19 | 6 | 13 | 0 | | | | | | | | | | | | |
| Turkey in Europe..... | 1 | 0.0 | 1 | 0 | 0 | 0 | 0 | 35 | 0.1 | 22 | 13 | 13 | 0 | 0 | | | | | | | | | | | | |
| Greece..... | 431 | 1.9 | 231 | 200 | 116 | 84 | 0 | 460 | 1.1 | 207 | 183 | 106 | 77 | 0 | | | | | | | | | | | | |
| Italy..... | 1,013 | 8.3 | 563 | 1,350 | 954 | 351 | 45 | 1,465 | 3.5 | 612 | 863 | 662 | 159 | 32 | | | | | | | | | | | | |
| Spain..... | 9 | 0.0 | 20 | 04 | 25 | 33 | 0 | 16 | 0.0 | 3 | 13 | 3 | 0 | 4 | | | | | | | | | | | | |
| Portugal..... | 3 | 0.0 | 3 | 3 | 2 | 1 | 0 | 1 | 0.0 | 1 | 1 | 0 | 0 | 1 | | | | | | | | | | | | |
| Other Europe..... | 99 | 0.4 | 17 | 82 | 49 | 17 | 16 | 53 | 0.1 | 12 | 41 | 26 | 13 | 2 | | | | | | | | | | | | |
| Asia: | | | | | | | | | | | | | | | | | | | | | | | | | | |
| Syria..... | 196 | 0.8 | 69 | 127 | 104 | 23 | 0 | 96 | 0.2 | 42 | 54 | 52 | 2 | 0 | | | | | | | | | | | | |
| Turkey in Asia..... | 21 | 0.1 | 13 | 8 | 7 | 1 | 0 | 217 | 0.5 | 130 | 87 | 84 | 3 | 0 | | | | | | | | | | | | |
| Other Asia..... | 52 | 0.2 | 30 | 22 | 11 | 9 | 2 | 49 | 0.1 | 30 | 19 | 7 | 11 | 1 | | | | | | | | | | | | |
| America: | | | | | | | | | | | | | | | | | | | | | | | | | | |
| Canada—French..... | 163 | 0.7 | 45 | 118 | 40 | 54 | 24 | 179 | 0.4 | 48 | 131 | 40 | 42 | 40 | | | | | | | | | | | | |
| Canada—Other..... | 1,116 | 4.8 | 348 | 768 | 156 | 858 | 254 | 1,140 | 2.7 | 450 | 690 | 144 | 306 | 240 | | | | | | | | | | | | |
| Newfoundland..... | 23 | 0.1 | 10 | 13 | 8 | 5 | 5 | 6 | 0.0 | 5 | 5 | 0 | 5 | 0 | | | | | | | | | | | | |
| West Indies..... | 53 | 0.2 | 28 | 25 | 7 | 0 | 0 | 7 | 0.0 | 3 | 4 | 3 | 1 | 0 | | | | | | | | | | | | |
| Mexico..... | 184 | 0.8 | 83 | 101 | 31 | 81 | 39 | 13 | 0.0 | 3 | 10 | 1 | 5 | 4 | | | | | | | | | | | | |
| Central and South America..... | 37 | 0.2 | 16 | 21 | 5 | 12 | 4 | 19 | 0.0 | 15 | 4 | 1 | 2 | 1 | | | | | | | | | | | | |
| All other..... | 75 | 0.3 | 22 | 53 | 13 | 29 | 11 | 54 | 0.1 | 21 | 33 | 24 | 4 | 5 | | | | | | | | | | | | |
| | DENVER, COLO. | | | | | | | | | | | | | DES MOINES, IOWA | | | | | | | | | | | | |
| All countries..... | 103,520 | 100.0 | 31,235 | 72,285 | 44,273 | 18,489 | 9,518 | 36,488 | 100.0 | 9,310 | 27,178 | 15,494 | 7,710 | 3,974 | | | | | | | | | | | | |
| Europe: | | | | | | | | | | | | | | | | | | | | | | | | | | |
| England..... | 10,533 | 10.2 | 2,800 | 7,733 | 3,261 | 2,737 | 1,035 | 4,301 | 11.8 | 1,077 | 3,224 | 1,223 | 1,281 | 720 | | | | | | | | | | | | |
| Scotland..... | 3,040 | 3.0 | 1,042 | 2,598 | 1,260 | 881 | 437 | 1,861 | 5.1 | 321 | 1,040 | 439 | 304 | 237 | | | | | | | | | | | | |
| Wales..... | 1,244 | 1.2 | 316 | 928 | 474 | 300 | 164 | 876 | 2.4 | 160 | 716 | 344 | 250 | 122 | | | | | | | | | | | | |
| Northern Ireland..... | 2,429 | 2.3 | 480 | 1,949 | 1,089 | 541 | 819 | 609 | 1.7 | 81 | 528 | 274 | 168 | 86 | | | | | | | | | | | | |
| Irish Free State..... | 9,462 | 9.1 | 1,774 | 7,688 | 4,333 | 1,729 | 1,126 | 3,098 | 8.5 | 330 | 2,768 | 1,646 | 836 | 357 | | | | | | | | | | | | |
| Norway..... | 1,622 | 1.6 | 493 | 1,129 | 679 | 248 | 202 | 1,068 | 4.0 | 359 | 1,309 | 652 | 337 | 270 | | | | | | | | | | | | |
| Sweden..... | 9,420 | 9.1 | 3,500 | 5,920 | 4,285 | 1,011 | 682 | 5,203 | 14.3 | 1,510 | 3,693 | 2,607 | 682 | 404 | | | | | | | | | | | | |
| Denmark..... | 2,326 | 2.2 | 804 | 1,522 | 851 | 155 | 107 | 1,414 | 3.9 | 407 | 1,007 | 647 | 261 | 109 | | | | | | | | | | | | |
| Netherlands..... | 1,452 | 1.4 | 439 | 1,013 | 636 | 251 | 126 | 1,549 | 4.3 | 87 | 462 | 219 | 164 | 89 | | | | | | | | | | | | |
| Belgium..... | 176 | 0.2 | 57 | 119 | 61 | 37 | 21 | 86 | 0.2 | 22 | 64 | 34 | 19 | 11 | | | | | | | | | | | | |
| Luxemburg..... | 74 | 0.1 | 19 | 55 | 38 | 9 | 8 | 25 | 0.1 | 2 | 24 | 11 | 9 | 4 | | | | | | | | | | | | |
| Switzerland..... | 1,487 | 1.4 | 437 | 1,050 | 554 | 386 | 160 | 362 | 1.0 | 62 | 300 | 146 | 114 | 40 | | | | | | | | | | | | |
| France..... | 1,718 | 1.7 | 387 | 1,331 | 662 | 461 | 218 | 487 | 1.3 | 116 | 371 | 176 | 131 | 64 | | | | | | | | | | | | |
| Germany..... | 18,075 | 18.0 | 3,969 | 14,706 | 9,020 | 4,018 | 1,668 | 5,955 | 16.3 | 905 | 5,050 | 2,795 | 1,504 | 751 | | | | | | | | | | | | |
| Poland..... | 3,610 | 3.5 | 1,632 | 1,978 | 1,599 | 266 | 113 | 984 | 2.7 | 411 | 573 | 487 | 57 | 19 | | | | | | | | | | | | |
| Czechoslovakia..... | 1,301 | 1.3 | 447 | 854 | 641 | 144 | 69 | 360 | 1.0 | 87 | 273 | 201 | 35 | 37 | | | | | | | | | | | | |
| Austria..... | 2,182 | 2.1 | 743 | 1,439 | 1,018 | 321 | 100 | 465 | 1.2 | 145 | 310 | 218 | 60 | 32 | | | | | | | | | | | | |
| Hungary..... | 704 | 0.7 | 305 | 399 | 300 | 82 | 37 | 37 | 0.1 | 17 | 20 | 8 | 10 | 2 | | | | | | | | | | | | |
| Yugoslavia..... | 1,226 | 1.2 | 604 | 722 | 602 | 103 | 17 | 235 | 0.6 | 75 | 160 | 139 | 19 | 2 | | | | | | | | | | | | |
| Russia..... | 9,882 | 9.5 | 3,885 | 5,997 | 4,894 | 755 | 348 | 1,724 | 4.7 | 751 | 973 | 806 | 127 | 40 | | | | | | | | | | | | |
| Latvia..... | 89 | 0.1 | 45 | 44 | 39 | 2 | 3 | 9 | 0.0 | 4 | 5 | 5 | 0 | 0 | | | | | | | | | | | | |
| Lithuania..... | 289 | 0.3 | 164 | 125 | 107 | 13 | 5 | 644 | 1.8 | 284 | 360 | 297 | 56 | 7 | | | | | | | | | | | | |
| Finland..... | 265 | 0.3 | 112 | 153 | 116 | 15 | 22 | 15 | 0.0 | 5 | 10 | 9 | 1 | 0 | | | | | | | | | | | | |
| Rumania..... | 649 | 0.6 | 309 | 340 | 278 | 38 | 24 | 142 | 0.4 | 70 | 66 | 50 | 9 | 7 | | | | | | | | | | | | |
| Bulgaria..... | 56 | 0.1 | 42 | 14 | 9 | 5 | 0 | 1 | 0.0 | 1 | 1 | 0 | 0 | 0 | | | | | | | | | | | | |
| Turkey in Europe..... | 12 | 0.0 | 7 | 5 | 4 | 1 | 0 | 0 | 0.0 | 0 | 0 | 0 | 0 | 0 | | | | | | | | | | | | |
| Greece..... | 732 | 0.7 | 460 | 272 | 145 | 127 | 0 | 805 | 0.8 | 165 | 140 | 70 | 61 | 0 | | | | | | | | | | | | |
| Italy..... | 9,071 | 8.8 | 2,874 | 6,197 | 4,663 | 1,841 | 193 | 3,133 | 8.6 | 1,207 | 1,926 | 1,680 | 315 | 22 | | | | | | | | | | | | |
| Spain..... | 203 | 0.2 | 73 | 130 | 75 | 39 | 10 | 13 | 0.0 | 4 | 9 | 1 | 4 | 0 | | | | | | | | | | | | |
| Portugal..... | 12 | 0.0 | 3 | 9 | 6 | 2 | 1 | 1 | 0.0 | 1 | 1 | 0 | 0 | 0 | | | | | | | | | | | | |
| Other Europe..... | 176 | 0.2 | 31 | 145 | 110 | 29 | 6 | 62 | 0.2 | 7 | 55 | 43 | 10 | 2 | | | | | | | | | | | | |
| Asia: | | | | | | | | | | | | | | | | | | | | | | | | | | |
| Syria..... | 79 | 0.1 | 36 | 43 | 33 | 6 | 4 | 165 | 0.5 | 64 | 101 | 98 | 3 | 0 | | | | | | | | | | | | |
| Turkey in Asia..... | 60 | 0.1 | 40 | 20 | 9 | 10 | 1 | 12 | 0.0 | 6 | 6 | 5 | 1 | 0 | | | | | | | | | | | | |
| Other Asia..... | 122 | 0.1 | 76 | 46 | 21 | 14 | 11 | 53 | 0.1 | 23 | 30 | 10 | 12 | 8 | | | | | | | | | | | | |
| America: | | | | | | | | | | | | | | | | | | | | | | | | | | |
| Canada—French..... | 1,055 | 1.0 | 243 | 812 | 270 | 318 | 224 | 1,023 | 0.5 | 26 | 167 | 87 | 73 | 57 | | | | | | | | | | | | |
| Canada—Other..... | 6,595 | 6.4 | 2,303 | 4,292 | 1,150 | 1,806 | 1,356 | 1,825 | 5.0 | 462 | 1,363 | 264 | 675 | 424 | | | | | | | | | | | | |
| Newfoundland..... | 35 | 0.0 | 19 | 7 | 7 | 0 | 0 | 3 | 0.0 | 0 | 3 | 0 | 3 | 0 | | | | | | | | | | | | |
| West Indies..... | 78 | 0.1 | 37 | 41 | 10 | 18 | 13 | 31 | 0.1 | 8 | 23 | 6 | 12 | 5 | | | | | | | | | | | | |
| Mexico..... | 3 | | | | | | | | | | | | | | | | | | | | | | | | | |

TABLE 11.—COUNTRY OF ORIGIN OF THE FOREIGN WHITE STOCK, BY NATIVITY AND PARENTAGE, FOR CITIES HAVING 100,000 INHABITANTS OR MORE: 1930—Continued

| COUNTRY OF ORIGIN | TOTAL FOREIGN WHITE STOCK | | Foreign-born white | NATIVE WHITE—FOREIGN OR MIXED PARENTAGE | | | | TOTAL FOREIGN WHITE STOCK | | Foreign-born white | NATIVE WHITE—FOREIGN OR MIXED PARENTAGE | | | |
|--------------------------------|---------------------------|----------|--------------------|---|----------------------|----------------|----------------|---------------------------|----------|--------------------|---|----------------------|----------------|----------------|
| | Number | Per cent | | Total | Both parents foreign | Father foreign | Mother foreign | Number | Per cent | | Total | Both parents foreign | Father foreign | Mother foreign |
| DETROIT, MICH. | | | | | | | | | | | | | | |
| All countries..... | 902,297 | 100.0 | 399,281 | 503,016 | 353,378 | 91,886 | 57,752 | 70,234 | 100.0 | 24,929 | 45,305 | 30,827 | 9,669 | 4,819 |
| Europe: | | | | | | | | | | | | | | |
| England..... | 57,452 | 0.4 | 28,036 | 28,816 | 15,152 | 8,396 | 5,208 | 2,181 | 3.1 | 690 | 1,491 | 775 | 488 | 228 |
| Scotland..... | 36,323 | 4.0 | 23,646 | 12,777 | 8,203 | 2,647 | 1,922 | 1,158 | 1.6 | 398 | 762 | 463 | 212 | 82 |
| Wales..... | 2,866 | 0.3 | 1,260 | 1,605 | 835 | 494 | 276 | 117 | 0.2 | 28 | 89 | 44 | 28 | 17 |
| Northern Ireland..... | 9,375 | 1.1 | 3,524 | 6,351 | 3,817 | 1,485 | 1,048 | 513 | 0.7 | 112 | 401 | 236 | 132 | 33 |
| Irish Free State..... | 24,516 | 2.7 | 0,293 | 18,223 | 11,507 | 8,700 | 2,926 | 1,393 | 2.0 | 216 | 1,177 | 712 | 296 | 169 |
| Norway..... | 4,845 | 0.5 | 1,696 | 3,249 | 2,116 | 672 | 461 | 11,732 | 16.7 | 4,163 | 7,569 | 5,389 | 1,400 | 720 |
| Sweden..... | 11,603 | 1.3 | 4,318 | 7,285 | 5,407 | 1,186 | 692 | 16,068 | 24.2 | 6,489 | 10,479 | 8,088 | 1,585 | 806 |
| Denmark..... | 4,369 | 0.5 | 1,930 | 2,439 | 1,677 | 563 | 190 | 952 | 1.4 | 324 | 628 | 432 | 131 | 65 |
| Netherlands..... | 4,928 | 0.5 | 2,092 | 2,836 | 1,824 | 685 | 327 | 160 | 0.2 | 44 | 116 | 79 | 21 | 10 |
| Belgium..... | 14,930 | 1.7 | 8,069 | 5,961 | 4,657 | 834 | 470 | 224 | 0.3 | 95 | 129 | 84 | 21 | 24 |
| Luxemburg..... | 255 | | 75 | 180 | 101 | 60 | 19 | 34 | | 6 | 29 | 23 | 4 | 2 |
| Switzerland..... | 3,338 | 0.4 | 1,048 | 2,290 | 1,313 | 679 | 298 | 248 | 0.4 | 60 | 192 | 91 | 68 | 33 |
| France..... | 7,696 | 0.8 | 2,353 | 5,292 | 3,059 | 1,404 | 799 | 263 | 0.4 | 45 | 218 | 126 | 46 | 46 |
| Germany..... | 126,715 | 14.0 | 32,710 | 93,009 | 64,159 | 18,812 | 11,028 | 5,373 | 7.7 | 1,070 | 4,303 | 2,671 | 1,048 | 584 |
| Poland..... | 171,894 | 19.0 | 66,113 | 105,991 | 89,522 | 12,734 | 8,485 | 3,772 | 5.4 | 1,280 | 2,492 | 1,897 | 407 | 188 |
| Czechoslovakia..... | 15,310 | 1.7 | 0,291 | 9,019 | 7,339 | 1,180 | 500 | 384 | 0.5 | 110 | 274 | 207 | 46 | 22 |
| Austria..... | 14,889 | 1.7 | 5,808 | 8,991 | 7,193 | 1,214 | 584 | 634 | 0.9 | 217 | 417 | 317 | 80 | 20 |
| Hungary..... | 22,811 | 2.5 | 11,162 | 11,149 | 10,080 | 790 | 339 | 71 | 0.1 | 21 | 50 | 32 | 9 | 9 |
| Yugoslavia..... | 16,249 | 1.8 | 0,014 | 7,235 | 6,578 | 517 | 140 | 1,840 | 2.6 | 782 | 1,064 | 926 | 131 | 7 |
| Russia..... | 46,823 | 5.1 | 21,781 | 24,042 | 20,768 | 2,393 | 891 | 1,060 | 2.8 | 888 | 1,072 | 880 | 102 | 30 |
| Latvia..... | 659 | 0.1 | 399 | 260 | 217 | 36 | 7 | 11 | | 0 | 5 | 4 | 1 | |
| Lithuania..... | 10,605 | 1.2 | 4,879 | 5,726 | 5,069 | 514 | 143 | 440 | 0.5 | 195 | 245 | 215 | 17 | 13 |
| Finland..... | 7,996 | 0.9 | 2,811 | 5,185 | 4,350 | 500 | 335 | 6,178 | 8.8 | 3,040 | 3,138 | 2,620 | 299 | 210 |
| Rumania..... | 13,254 | 1.5 | 7,676 | 5,678 | 5,107 | 461 | 120 | 120 | 0.2 | 61 | 69 | 63 | 7 | 4 |
| Bulgaria..... | 1,141 | 0.1 | 818 | 323 | 252 | 68 | 3 | 32 | | 15 | 17 | 6 | 11 | |
| Turkey in Europe..... | 189 | | 140 | 49 | 42 | 7 | | | | | | | | |
| Greece..... | 9,969 | 1.1 | 6,385 | 3,584 | 2,922 | 654 | 8 | 297 | 0.4 | 108 | 129 | 55 | 74 | |
| Italy..... | 61,968 | 6.9 | 28,681 | 33,387 | 28,564 | 4,387 | 436 | 2,225 | 3.2 | 787 | 1,438 | 1,116 | 290 | 32 |
| Spain..... | 1,491 | 0.2 | 945 | 546 | 412 | 97 | 37 | 10 | | 5 | 2 | 2 | 1 | |
| Portugal..... | 133 | | 68 | 65 | 49 | 10 | 6 | | | | | | | |
| Other Europe..... | 5,116 | 0.6 | 3,152 | 1,964 | 1,047 | 241 | 76 | 77 | 0.1 | 31 | 46 | 41 | 2 | 3 |
| Asia: | | | | | | | | | | | | | | |
| Syria..... | 7,203 | 0.8 | 3,061 | 4,202 | 3,024 | 477 | 101 | 121 | 0.2 | 45 | 76 | 68 | 6 | 2 |
| Turkey in Asia..... | 3,431 | 0.4 | 2,843 | 1,088 | 976 | 112 | | 24 | | 9 | 15 | 11 | 4 | 2 |
| Other Asia..... | 4,498 | 0.5 | 2,801 | 1,637 | 1,451 | 150 | 27 | 17 | | 10 | 5 | 3 | | |
| America: | | | | | | | | | | | | | | |
| Canada—French..... | 26,644 | 3.0 | 12,477 | 14,167 | 7,155 | 3,616 | 3,906 | 3,219 | 4.6 | 872 | 2,347 | 1,276 | 747 | 324 |
| Canada—Other..... | 147,972 | 16.4 | 81,807 | 66,185 | 25,271 | 19,774 | 21,120 | 7,365 | 10.5 | 2,607 | 4,748 | 1,833 | 1,803 | 1,112 |
| Newfoundland..... | 1,042 | 0.1 | 720 | 322 | 204 | 38 | 80 | 41 | 0.1 | 12 | 29 | 19 | 8 | 2 |
| West Indies..... | 406 | | 217 | 189 | 80 | 76 | 33 | 1 | | 1 | 1 | 1 | | |
| Mexico..... | 826 | 0.1 | 471 | 355 | 189 | 98 | 68 | 10 | | 7 | 8 | 2 | 6 | |
| Central and South America..... | 696 | 0.1 | 459 | 237 | 128 | 63 | 46 | 12 | | 2 | 5 | 1 | 2 | 2 |
| All other..... | 1,003 | 0.1 | 516 | 487 | 267 | 132 | 88 | 61 | 0.1 | 20 | 32 | 19 | 8 | 5 |
| ELIZABETH, N. J. | | | | | | | | | | | | | | |
| All countries..... | 76,127 | 100.0 | 29,158 | 46,971 | 36,309 | 6,797 | 3,885 | 9,155 | 100.0 | 2,844 | 6,311 | 3,176 | 1,971 | 1,184 |
| Europe: | | | | | | | | | | | | | | |
| England..... | 3,549 | 4.7 | 1,232 | 2,317 | 1,035 | 768 | 514 | 1,065 | 11.6 | 290 | 775 | 292 | 327 | 156 |
| Scotland..... | 2,250 | 3.0 | 1,289 | 961 | 589 | 232 | 140 | 305 | 3.3 | 63 | 242 | 121 | 88 | 33 |
| Wales..... | 205 | 0.3 | 54 | 151 | 54 | 56 | 41 | 71 | 0.8 | 17 | 54 | 19 | 19 | 10 |
| Northern Ireland..... | 1,196 | 1.6 | 367 | 829 | 559 | 149 | 121 | 270 | 3.0 | 53 | 225 | 115 | 78 | 33 |
| Irish Free State..... | 8,697 | 11.4 | 2,176 | 6,521 | 4,479 | 874 | 1,168 | 740 | 8.1 | 94 | 646 | 324 | 218 | 104 |
| Norway..... | 514 | 0.7 | 236 | 265 | 205 | 52 | 21 | 100 | 1.1 | 26 | 74 | 34 | 20 | 20 |
| Sweden..... | 688 | 0.9 | 299 | 389 | 295 | 54 | 40 | 261 | 2.9 | 60 | 192 | 129 | 39 | 24 |
| Denmark..... | 450 | 0.6 | 190 | 260 | 187 | 54 | 19 | 163 | 1.8 | 39 | 124 | 60 | 48 | 16 |
| Netherlands..... | 141 | 0.2 | 84 | 107 | 53 | 40 | 14 | 57 | 0.6 | 22 | 35 | 17 | 14 | 4 |
| Belgium..... | 45 | 0.1 | 18 | 27 | 13 | 4 | | 38 | 0.4 | 14 | 24 | 10 | 6 | 8 |
| Luxemburg..... | 5 | | 3 | 2 | | | | 2 | | 2 | 2 | | | |
| Switzerland..... | 336 | 0.4 | 120 | 216 | 180 | 67 | 19 | 89 | 1.0 | 27 | 62 | 36 | 16 | 10 |
| France..... | 629 | 0.8 | 183 | 446 | 253 | 120 | 73 | 256 | 2.8 | 59 | 197 | 91 | 59 | 47 |
| Germany..... | 11,375 | 14.9 | 4,040 | 7,335 | 4,887 | 1,721 | 727 | 1,742 | 19.0 | 360 | 1,373 | 787 | 478 | 128 |
| Poland..... | 13,913 | 18.3 | 5,226 | 8,687 | 8,066 | 410 | 211 | 213 | 2.3 | 92 | 121 | 89 | 28 | 4 |
| Czechoslovakia..... | 2,661 | 3.5 | 1,081 | 1,580 | 1,324 | 144 | 112 | 77 | 0.8 | 37 | 40 | 23 | 16 | 1 |
| Austria..... | 2,304 | 3.0 | 841 | 1,463 | 1,247 | 128 | 88 | 153 | 1.7 | 54 | 99 | 75 | 16 | 8 |
| Hungary..... | 1,991 | 2.6 | 971 | 1,020 | 878 | 83 | 59 | 101 | 1.1 | 37 | 64 | 46 | 14 | 4 |
| Yugoslavia..... | 244 | 0.3 | 148 | 96 | 81 | 14 | 1 | 13 | | 5 | 8 | 7 | 1 | |
| Russia..... | 5,284 | 6.9 | 2,179 | 3,105 | 2,725 | 280 | 94 | 423 | 4.6 | 175 | 248 | 209 | 25 | 14 |
| Latvia..... | 79 | 0.1 | 38 | 43 | 35 | 7 | 1 | 3 | | 3 | 3 | 2 | 1 | |
| Lithuania..... | 3,843 | 5.0 | 1,635 | 2,208 | 2,086 | 97 | 25 | 78 | 0.9 | 42 | 86 | 27 | 8 | 1 |
| Finland..... | 23 | | 15 | 8 | 6 | 1 | 1 | 13 | | 4 | 9 | 4 | 1 | 4 |
| Rumania..... | 720 | 0.9 | 413 | 307 | 270 | 25 | 6 | 36 | 0.4 | 17 | 19 | 17 | 1 | 1 |
| Bulgaria..... | 6 | | 6 | | | | | 2 | | 1 | 1 | | | |
| Turkey in Europe..... | 1 | | 1 | | | | | | | | | | | |
| Greece..... | 293 | 0.4 | 169 | 129 | 104 | 25 | | 134 | 1.5 | 77 | 57 | 46 | 11 | |
| Italy..... | 11,217 | 14.7 | 4,187 | 7,030 | 5,913 | 1,005 | 112 | 216 | 2.4 | 85 | 131 | 95 | 30 | 6 |
| Spain..... | 564 | 0.7 | 380 | 184 | 154 | 26 | 4 | 174 | 1.9 | 113 | 61 | 37 | 21 | 3 |
| Portugal..... | 784 | 1.0 | 610 | 174 | 146 | 21 | 7 | 3 | | 3 | 3 | | | |
| Other Europe..... | 213 | 0.3 | 87 | 156 | 139 | 11 | 6 | 37 | 0.4 | 9 | 28 | 18 | 7 | 3 |
| Asia: | | | | | | | | | | | | | | |
| Syria..... | 2 | | 2 | | | | | 394 | 4.3 | 182 | 212 | 187 | 17 | 8 |
| Turkey in Asia..... | 24 | | 17 | 7 | 6 | | 1 | 5 | 0.1 | 4 | 1 | 3 | | |
| Other Asia..... | 158 | 0.2 | 94 | 64 | 51 | 11 | 2 | 16 | 0.2 | 5 | 11 | 6 | 2 | |
| America: | | | | | | | | | | | | | | |
| Canada—French..... | 183 | 0.2 | 54 | 129 | 68 | 41 | 20 | 94 | 1.0 | 23 | 71 | 24 | 31 | 16 |
| Canada—Other..... | 1,058 | 1.4 | 505 | 553 | 167 | 208 | 178 | 722 | 7.9 | 272 | 450 | 117 | 210 | 123 |
| Newfoundland..... | 97 | 0.1 | 70 | 27 | 14 | 8 | 5 | 9 | 0.1 | 3 | 6 | 1 | | 5 |
| West Indies..... | 140 | 0.2 | 71 | 69 | 39 | 23 | 7 | 17 | 0.2 | 11 | 6 | 1 | | 5 |

COUNTRY OF ORIGIN OF THE FOREIGN WHITE STOCK

TABLE 11.—COUNTRY OF ORIGIN OF THE FOREIGN WHITE STOCK, BY NATIVITY AND PARENTAGE, FOR CITIES HAVING 100,000 INHABITANTS OR MORE: 1930—Continued

| COUNTRY OF ORIGIN | TOTAL FOREIGN WHITE STOCK | | Foreign-born white | NATIVE WHITE—FOREIGN OR MIXED PARENTAGE | | | | TOTAL FOREIGN WHITE STOCK | | Foreign-born white | NATIVE WHITE—FOREIGN OR MIXED PARENTAGE | | | | | | | | | | | | | | | | |
|--------------------------------|---------------------------|----------|--------------------|---|----------------------|----------------|----------------|---------------------------|----------|--------------------|---|----------------------|----------------|------------------|--|--|--|--|--|--|--|--|--|--|--|--|--|
| | Number | Per cent | | Total | Both parents foreign | Father foreign | Mother foreign | Number | Per cent | | Total | Both parents foreign | Father foreign | Mother foreign | | | | | | | | | | | | | |
| ERIE, PA. | | | | | | | | | | | | | | EVANSVILLE, IND. | | | | | | | | | | | | | |
| All countries..... | 59,400 | 100.0 | 17,241 | 42,159 | 29,137 | 9,085 | 3,987 | 15,385 | 100.0 | 2,082 | 13,303 | 7,184 | 4,575 | 1,594 | | | | | | | | | | | | | |
| Europe: | | | | | | | | | | | | | | | | | | | | | | | | | | | |
| England..... | 2,377 | 4.0 | 624 | 1,753 | 697 | 951 | 405 | 1,011 | 6.6 | 131 | 880 | 321 | 386 | 173 | | | | | | | | | | | | | |
| Scotland..... | 905 | 1.5 | 297 | 608 | 311 | 171 | 126 | 168 | 1.1 | 26 | 142 | 50 | 60 | 32 | | | | | | | | | | | | | |
| Wales..... | 169 | 0.3 | 35 | 134 | 60 | 49 | 25 | 30 | 0.2 | 8 | 22 | 8 | 11 | 3 | | | | | | | | | | | | | |
| Northern Ireland..... | 865 | 1.5 | 154 | 711 | 422 | 177 | 112 | 111 | 0.7 | 8 | 103 | 65 | 28 | 10 | | | | | | | | | | | | | |
| Irish Free State..... | 3,092 | 5.2 | 392 | 2,700 | 1,682 | 591 | 427 | 546 | 3.5 | 48 | 498 | 267 | 170 | 61 | | | | | | | | | | | | | |
| Norway..... | 174 | 0.3 | 78 | 96 | 64 | 21 | 11 | 28 | 0.2 | 5 | 23 | 20 | 3 | — | | | | | | | | | | | | | |
| Sweden..... | 2,525 | 4.3 | 860 | 1,665 | 1,180 | 309 | 176 | 63 | 0.4 | 15 | 48 | 26 | 16 | 6 | | | | | | | | | | | | | |
| Denmark..... | 569 | 1.0 | 230 | 339 | 235 | 78 | 28 | 27 | 0.2 | 6 | 21 | 12 | 8 | 1 | | | | | | | | | | | | | |
| Netherlands..... | 104 | 0.2 | 36 | 68 | 42 | 20 | 6 | 122 | 0.8 | 17 | 105 | 56 | 32 | 17 | | | | | | | | | | | | | |
| Belgium..... | 25 | — | 8 | 17 | 9 | 5 | 3 | 14 | 0.1 | 6 | 9 | 7 | 1 | 1 | | | | | | | | | | | | | |
| Luxemburg..... | 8 | — | 3 | 5 | 3 | — | 2 | 4 | — | — | 4 | 3 | 1 | — | | | | | | | | | | | | | |
| Switzerland..... | 408 | 0.7 | 96 | 312 | 169 | 89 | 54 | 334 | 2.2 | 48 | 286 | 141 | 100 | 45 | | | | | | | | | | | | | |
| France..... | 571 | 1.0 | 112 | 459 | 247 | 142 | 70 | 524 | 3.4 | 62 | 462 | 211 | 186 | 65 | | | | | | | | | | | | | |
| Germany..... | 14,821 | 25.0 | 2,059 | 11,862 | 7,402 | 3,125 | 1,335 | 11,320 | 73.6 | 1,285 | 10,035 | 5,579 | 3,356 | 1,100 | | | | | | | | | | | | | |
| Poland..... | 14,099 | 23.7 | 4,200 | 9,899 | 8,022 | 1,483 | 328 | 91 | 0.6 | 20 | 62 | 37 | 17 | 8 | | | | | | | | | | | | | |
| Czechoslovakia..... | 2,156 | 3.6 | 753 | 1,403 | 1,196 | 152 | 55 | 35 | 0.2 | 15 | 20 | 11 | 3 | 6 | | | | | | | | | | | | | |
| Austria..... | 1,065 | 1.8 | 374 | 691 | 502 | 123 | 66 | 71 | 0.5 | 20 | 51 | 20 | 17 | 5 | | | | | | | | | | | | | |
| Hungary..... | 597 | 1.0 | 285 | 312 | 202 | 26 | 14 | 30 | 0.2 | 19 | 11 | 8 | 1 | 2 | | | | | | | | | | | | | |
| Yugoslavia..... | 188 | 0.3 | 67 | 121 | 74 | 17 | — | 2 | — | 1 | 1 | — | — | — | | | | | | | | | | | | | |
| Russia..... | 1,358 | 2.3 | 530 | 828 | 728 | 81 | 13 | 336 | 2.2 | 139 | 197 | 148 | 43 | 6 | | | | | | | | | | | | | |
| Latvia..... | 45 | 0.1 | 17 | 28 | 28 | — | — | 17 | 0.1 | 8 | 9 | 9 | — | — | | | | | | | | | | | | | |
| Lithuania..... | 240 | 0.4 | 84 | 156 | 126 | 26 | 4 | 14 | 0.1 | 7 | 7 | 5 | 2 | — | | | | | | | | | | | | | |
| Finland..... | 393 | 0.7 | 169 | 224 | 172 | 40 | 12 | 4 | — | 2 | 2 | 2 | — | — | | | | | | | | | | | | | |
| Rumania..... | 662 | 1.1 | 341 | 321 | 280 | 31 | 10 | 9 | 0.1 | 6 | 3 | — | 3 | — | | | | | | | | | | | | | |
| Bulgaria..... | 4 | — | 1 | 3 | 3 | — | — | — | — | — | — | — | — | — | | | | | | | | | | | | | |
| Turkey in Europe..... | 1 | — | — | — | — | — | — | — | — | — | — | — | — | — | | | | | | | | | | | | | |
| Greece..... | 320 | 0.5 | 100 | 154 | 111 | 43 | — | 33 | 0.2 | 18 | 15 | 6 | 9 | — | | | | | | | | | | | | | |
| Italy..... | 8,357 | 14.1 | 3,129 | 5,228 | 4,339 | 810 | 73 | 105 | 0.7 | 43 | 62 | 40 | 22 | — | | | | | | | | | | | | | |
| Spain..... | 42 | 0.1 | 14 | 28 | 18 | 4 | — | 13 | 0.1 | 2 | 11 | 2 | 9 | — | | | | | | | | | | | | | |
| Portugal..... | 331 | 0.6 | 120 | 211 | 136 | 62 | 13 | — | — | — | — | — | — | — | | | | | | | | | | | | | |
| Other Europe..... | 185 | 0.3 | 40 | 130 | 110 | 23 | 3 | 31 | 0.2 | 4 | 27 | 18 | 8 | 1 | | | | | | | | | | | | | |
| Asia: | | | | | | | | | | | | | | | | | | | | | | | | | | | |
| Syria..... | 36 | 0.1 | 13 | 23 | 14 | 0 | — | 7 | — | 4 | 3 | 3 | — | — | | | | | | | | | | | | | |
| Turkey in Asia..... | 47 | 0.1 | 27 | 20 | 14 | 0 | — | — | — | — | — | — | — | — | | | | | | | | | | | | | |
| Other Asia..... | 41 | 0.1 | 23 | 18 | 13 | 4 | 1 | — | — | — | — | — | — | — | | | | | | | | | | | | | |
| America: | | | | | | | | | | | | | | | | | | | | | | | | | | | |
| Canada—French..... | 242 | 0.4 | 73 | 169 | 56 | 52 | 61 | 20 | 0.2 | 9 | 20 | 4 | 12 | 4 | | | | | | | | | | | | | |
| Canada—Other..... | 2,239 | 3.8 | 800 | 1,439 | 840 | 580 | 519 | 216 | 1.4 | 72 | 144 | 30 | 66 | 42 | | | | | | | | | | | | | |
| Newfoundland..... | 40 | 0.1 | 0 | 31 | 7 | 6 | 18 | — | — | — | — | — | — | — | | | | | | | | | | | | | |
| West Indies..... | 6 | — | 0 | — | — | — | — | 3 | — | 2 | 1 | 1 | — | — | | | | | | | | | | | | | |
| Mexico..... | 17 | — | 2 | — | — | — | — | 6 | — | 2 | 4 | 2 | — | — | | | | | | | | | | | | | |
| Central and South America..... | 44 | 0.1 | 23 | 21 | 12 | 7 | 2 | 11 | 0.1 | 0 | 6 | 1 | 1 | 3 | | | | | | | | | | | | | |
| All other..... | 62 | 0.1 | 16 | 46 | 21 | 18 | 7 | 0 | — | 3 | 3 | 3 | — | — | | | | | | | | | | | | | |
| FALL RIVER, MASS. | | | | | | | | | | | | | | FLINT, MICH. | | | | | | | | | | | | | |
| All countries..... | 90,899 | 100.0 | 32,078 | 58,321 | 42,713 | 8,718 | 6,890 | 58,466 | 100.0 | 20,934 | 37,532 | 20,871 | 10,197 | 8,464 | | | | | | | | | | | | | |
| Europe: | | | | | | | | | | | | | | | | | | | | | | | | | | | |
| England..... | 15,370 | 17.0 | 5,636 | 9,734 | 5,559 | 2,090 | 2,116 | 7,121 | 12.2 | 3,208 | 3,913 | 1,898 | 1,274 | 741 | | | | | | | | | | | | | |
| Scotland..... | 1,190 | 1.3 | 423 | 767 | 414 | 217 | 185 | 2,407 | 4.2 | 1,322 | 1,145 | 630 | 311 | 204 | | | | | | | | | | | | | |
| Wales..... | 168 | 0.2 | 46 | 122 | 63 | 16 | 48 | 223 | 0.4 | 88 | 136 | 48 | 50 | 23 | | | | | | | | | | | | | |
| Northern Ireland..... | 770 | 0.9 | 205 | 574 | 386 | 84 | 104 | 723 | 1.2 | 210 | 507 | 286 | 143 | 78 | | | | | | | | | | | | | |
| Irish Free State..... | 8,204 | 9.1 | 1,821 | 6,383 | 4,655 | 866 | 862 | 1,551 | 2.7 | 243 | 1,308 | 792 | 306 | 210 | | | | | | | | | | | | | |
| Norway..... | 65 | 0.1 | 21 | 44 | 21 | 17 | 6 | 790 | 1.4 | 175 | 615 | 342 | 174 | 99 | | | | | | | | | | | | | |
| Sweden..... | 138 | 0.2 | 62 | 76 | 49 | 7 | 20 | 1,557 | 2.7 | 413 | 1,144 | 804 | 217 | 123 | | | | | | | | | | | | | |
| Denmark..... | 58 | 0.1 | 23 | 35 | 20 | 7 | 2 | 409 | 0.7 | 194 | 275 | 143 | 100 | 32 | | | | | | | | | | | | | |
| Netherlands..... | 15 | — | 2 | 13 | 6 | 5 | 2 | 450 | 0.8 | 118 | 332 | 188 | 98 | 46 | | | | | | | | | | | | | |
| Belgium..... | 42 | — | 17 | 25 | 21 | 3 | 1 | 219 | 0.4 | 102 | 117 | 78 | 14 | 25 | | | | | | | | | | | | | |
| Luxemburg..... | 3 | — | 1 | 2 | — | — | — | 17 | — | 2 | 15 | 13 | 2 | — | | | | | | | | | | | | | |
| Switzerland..... | 8 | — | 1 | 7 | 4 | 3 | — | 261 | 0.4 | 68 | 193 | 95 | 67 | 31 | | | | | | | | | | | | | |
| France..... | 231 | 0.3 | 110 | 121 | 70 | 19 | 26 | 451 | 0.8 | 108 | 343 | 158 | 130 | 55 | | | | | | | | | | | | | |
| Germany..... | 315 | 0.3 | 77 | 238 | 144 | 61 | 33 | 6,273 | 10.7 | 1,116 | 5,157 | 3,087 | 1,284 | 786 | | | | | | | | | | | | | |
| Poland..... | 5,834 | 6.5 | 2,015 | 3,819 | 3,612 | 112 | 95 | 4,052 | 6.9 | 1,432 | 2,620 | 2,194 | 353 | 103 | | | | | | | | | | | | | |
| Czechoslovakia..... | 28 | — | 15 | 13 | 10 | 3 | — | 1,835 | 3.1 | 711 | 1,124 | 809 | 193 | 62 | | | | | | | | | | | | | |
| Austria..... | 365 | 0.4 | 120 | 245 | 204 | 16 | 25 | 1,016 | 1.7 | 330 | 686 | 565 | 88 | 33 | | | | | | | | | | | | | |
| Hungary..... | 11 | — | 4 | 7 | 2 | 2 | 3 | 2,109 | 3.6 | 1,031 | 1,078 | 971 | 92 | 15 | | | | | | | | | | | | | |
| Yugoslavia..... | — | — | — | — | — | — | — | 758 | 1.3 | 361 | 397 | 347 | 42 | 8 | | | | | | | | | | | | | |
| Russia..... | 2,409 | 2.7 | 1,049 | 1,360 | 1,160 | 144 | 56 | 2,846 | 4.0 | 935 | 1,911 | 1,176 | 127 | 58 | | | | | | | | | | | | | |
| Latvia..... | 18 | — | 7 | 11 | 8 | 3 | — | 35 | 0.1 | 18 | 17 | 17 | — | — | | | | | | | | | | | | | |
| Lithuania..... | 65 | 0.1 | 23 | 42 | 41 | 1 | — | 132 | 0.2 | 48 | 84 | 71 | 13 | — | | | | | | | | | | | | | |
| Finland..... | 19 | — | 13 | 6 | 5 | 1 | — | 330 | 0.6 | 103 | 227 | 169 | 24 | 34 | | | | | | | | | | | | | |
| Rumania..... | 80 | 0.1 | 28 | 52 | 43 | 6 | 3 | 381 | 0.7 | 204 | 177 | 169 | 16 | 2 | | | | | | | | | | | | | |
| Bulgaria..... | — | — | — | — | — | — | — | 70 | 0.1 | 55 | 21 | 9 | 12 | — | | | | | | | | | | | | | |
| Turkey in Europe..... | 1 | — | — | 1 | 1 | — | — | — | — | — | — | — | — | — | | | | | | | | | | | | | |
| Greece..... | 293 | 0.3 | 148 | 145 | 115 | 30 | — | 371 | 0.6 | 245 | 126 | 93 | 32 | 1 | | | | | | | | | | | | | |
| Italy..... | 2,153 | 2.4 | 757 | 1,396 | 1,188 | 186 | 22 | 1,297 | 2.2 | 517 | 780 | 612 | 152 | 16 | | | | | | | | | | | | | |
| Spain..... | 22 | — | 11 | 11 | 11 | — | — | 10 | — | 2 | 8 | 3 | — | — | | | | | | | | | | | | | |
| Portugal..... | 12,597 | 13.9 | 5,264 | 7,333 | 6,477 | 634 | 213 | 4 | — | 1 | 3 | — | — | — | | | | | | | | | | | | | |
| Other Europe..... | 13 | — | 6 | 7 | 7 | — | — | 210 | 0.4 | 65 | 151 | 130 | 12 | 3 | | | | | | | | | | | | | |
| Asia: | | | | | | | | | | | | | | | | | | | | | | | | | | | |
| Syria..... | 1,176 | 1.3 | 517 | 659 | 624 | 30 | 5 | 597 | 1.0 | 246 | 321 | 256 | 65 | — | | | | | | | | | | | | | |
| Turkey in Asia..... | 41 | — | 16 | 25 | 9 | 16 | — | 58 | 0.1 | 40 | 18 | 16 | 2 | — | | | | | | | | | | | | | |
| Other Asia..... | 42 | — | 22 | 20 | 9 | 11 | — | 423 | 0.7 | 259 | 164 | 142 | 16 | 6 | | | | | | | | | | | | | |
| America: | | | | | | | | | | | | | | | | | | | | | | | | | | | |
| Canada—French..... | 25,899 | 28.6 | 8,477 | 17,422 | 11,580 | 3,227 | 2,615 | 3,185 | 5.4 | 798 | 2,387 | 1,031 | 821 | 535 | | | | | | | | | | | | | |
| Canada—Other..... | 1,388 | 1.5 | 496 | 892 | 355 | 264 | 273 | 16,483 | 28.2 | 6,039 | 10,444 | 3,442 | 3,910 | 3,083 | | | | | | | | | | | | | |
| Newfoundland..... | 47 | 0.1 | 17 | 30 | 11 | 3 | 16 | 41 | 0.1 | 20 | 21 | 8 | 1 | 12 | | | | | | | | | | | | | |
| West Indies..... | 16 | — | 3 | 13 | 5 | 3 | 5 | 21 | — | 10 | 10 | 9 | — | — | | | | | | | | | | | | | |
| Mexico..... | — | — | — | — | — | — | — | 59 | 0.1 | 20 | 30 | 8 | 9 | 13 | | | | | | | | | | | | | |
| Central and South America..... | 311 | 0.3 | 144 | 167 | 143 | 21 | 3 | 35 | 0.1 | 21 | 14 | 7 | 7 | — | | | | | | | | | | | | | |
| All other..... | 10,986 | 12.2 | 4,481 | 6,505 | 5,070 | 634 | 201 | | | | | | | | | | | | | | | | | | | | |

POPULATION

TABLE 11.—COUNTRY OF ORIGIN OF THE FOREIGN WHITE STOCK, BY NATIVITY AND PARENTAGE, FOR CITIES HAVING 100,000 INHABITANTS OR MORE: 1930—Continued

| COUNTRY OF ORIGIN | TOTAL FOREIGN WHITE STOCK | | Foreign-born white | NATIVE WHITE—FOREIGN OR MIXED PARENTAGE | | | | TOTAL FOREIGN WHITE STOCK | | Foreign-born white | NATIVE WHITE—FOREIGN OR MIXED PARENTAGE | | | |
|--------------------------------|---------------------------|----------|--------------------|---|----------------------|----------------|----------------|---------------------------|----------|--------------------|---|----------------------|----------------|----------------|
| | Number | Per cent | | Total | Both parents foreign | Father foreign | Mother foreign | Number | Per cent | | Total | Both parents foreign | Father foreign | Mother foreign |
| | FORT WAYNE, IND. | | | | | | | FORT WORTH, TEX. | | | | | | |
| All countries..... | 26,309 | 100.0 | 5,729 | 20,580 | 11,207 | 6,566 | 2,817 | 11,081 | 100.0 | 2,918 | 8,163 | 4,071 | 2,889 | 1,203 |
| Europe: | | | | | | | | | | | | | | |
| England..... | 1,290 | 4.9 | 321 | 969 | 349 | 384 | 236 | 1,356 | 12.2 | 321 | 1,035 | 294 | 508 | 233 |
| Scotland..... | 380 | 1.4 | 85 | 295 | 149 | 102 | 44 | 446 | 4.0 | 95 | 351 | 136 | 164 | 51 |
| Wales..... | 98 | 0.4 | 20 | 78 | 40 | 28 | 10 | 52 | 0.5 | 6 | 46 | 20 | 17 | 9 |
| Northern Ireland..... | 266 | 1.0 | 27 | 239 | 100 | 86 | 53 | 280 | 2.5 | 52 | 228 | 112 | 82 | 34 |
| Irish Free State..... | 1,426 | 5.4 | 151 | 1,275 | 671 | 417 | 187 | 1,069 | 9.6 | 175 | 894 | 411 | 345 | 138 |
| Norway..... | 99 | 0.4 | 23 | 76 | 39 | 22 | 15 | 209 | 1.9 | 52 | 157 | 72 | 39 | 40 |
| Sweden..... | 320 | 1.2 | 77 | 243 | 138 | 75 | 30 | 505 | 4.5 | 171 | 334 | 239 | 106 | 49 |
| Denmark..... | 103 | 0.4 | 27 | 76 | 54 | 19 | 3 | 95 | 0.9 | 15 | 80 | 41 | 28 | 11 |
| Netherlands..... | 198 | 0.8 | 39 | 159 | 81 | 40 | 32 | 37 | 0.3 | 10 | 27 | 11 | 13 | 3 |
| Belgium..... | 36 | 0.1 | 8 | 28 | 10 | 17 | 1 | 23 | 0.2 | 6 | 17 | 9 | 7 | 1 |
| Luxemburg..... | 9 | | 1 | 8 | 3 | 5 | | 1 | | 1 | 1 | | | |
| Switzerland..... | 987 | 3.8 | 142 | 845 | 353 | 330 | 153 | 141 | 1.3 | 31 | 110 | 40 | 38 | 23 |
| France..... | 1,180 | 4.5 | 126 | 1,054 | 548 | 303 | 152 | 327 | 3.0 | 61 | 266 | 106 | 109 | 51 |
| Germany..... | 15,438 | 58.7 | 2,889 | 12,549 | 7,022 | 3,065 | 1,562 | 2,465 | 22.2 | 418 | 2,047 | 1,116 | 706 | 225 |
| Poland..... | 706 | 2.7 | 287 | 419 | 351 | 54 | 14 | 651 | 5.9 | 271 | 380 | 275 | 85 | 20 |
| Czechoslovakia..... | 74 | 0.3 | 29 | 45 | 27 | 12 | 6 | 335 | 3.0 | 116 | 219 | 173 | 28 | 18 |
| Austria..... | 216 | 0.8 | 85 | 131 | 89 | 33 | 9 | 207 | 1.9 | 77 | 130 | 67 | 37 | 26 |
| Hungary..... | 98 | 0.4 | 38 | 58 | 43 | 8 | 7 | 22 | 0.2 | 11 | 11 | 5 | 6 | |
| Yugoslavia..... | 56 | 0.2 | 27 | 29 | 21 | 8 | | 56 | 0.5 | 26 | 30 | 23 | 7 | |
| Russia..... | 424 | 1.6 | 169 | 255 | 187 | 55 | 13 | 782 | 7.1 | 308 | 474 | 306 | 66 | 42 |
| Latvia..... | 14 | | 7 | 7 | 6 | 2 | | 8 | 0.1 | 3 | 5 | 4 | 1 | |
| Lithuania..... | 48 | 0.2 | 15 | 33 | 26 | 4 | 3 | 49 | 0.4 | 21 | 28 | 25 | 3 | |
| Finland..... | 17 | | 6 | 11 | 6 | | 5 | 18 | 0.2 | 5 | 13 | 6 | 5 | 2 |
| Rumania..... | 293 | 1.1 | 151 | 142 | 118 | 23 | 1 | 43 | 0.4 | 25 | 18 | 13 | 2 | 3 |
| Bulgaria..... | 42 | 0.2 | 29 | 13 | 12 | 1 | | 9 | 0.1 | 6 | 3 | 2 | 1 | |
| Turkey in Europe..... | | | | | | | | | | | | | | |
| Greece..... | 484 | 1.8 | 204 | 190 | 143 | 47 | | 203 | 1.8 | 103 | 100 | 59 | 41 | |
| Italy..... | 610 | 2.4 | 230 | 380 | 320 | 63 | 6 | 376 | 3.4 | 121 | 255 | 154 | 87 | 14 |
| Spain..... | 9 | | 5 | 4 | 2 | 1 | 1 | 35 | 0.3 | 12 | 23 | 12 | 9 | 2 |
| Portugal..... | 3 | | 2 | 1 | 1 | 1 | | | | | | | | |
| Other Europe..... | 20 | 0.1 | | 20 | 10 | 9 | 1 | 54 | 0.5 | 5 | 49 | 31 | 15 | 3 |
| Asia: | | | | | | | | | | | | | | |
| Syria..... | 193 | 0.7 | 68 | 125 | 112 | 12 | 1 | 88 | 0.8 | 37 | 51 | 45 | 6 | |
| Turkey in Asia..... | 5 | | 5 | | | | | 62 | 0.6 | 33 | 29 | 24 | 5 | |
| Other Asia..... | 24 | 0.1 | 12 | 12 | 8 | 2 | 2 | 34 | 0.3 | 16 | 18 | 6 | 7 | 5 |
| America: | | | | | | | | | | | | | | |
| Canada—French..... | 150 | 0.6 | 23 | 127 | 88 | 56 | 33 | 70 | 0.6 | 18 | 52 | 15 | 20 | 17 |
| Canada—Other..... | 913 | 3.5 | 284 | 629 | 119 | 278 | 232 | 709 | 6.4 | 202 | 507 | 107 | 264 | 136 |
| Newfoundland..... | 1 | | 1 | | | | | 12 | 0.1 | 3 | 9 | 3 | 6 | |
| West Indies..... | 3 | | | 3 | 1 | 2 | | 8 | 0.1 | 2 | 6 | 3 | 3 | 3 |
| Mexico..... | 7 | | 1 | 6 | 4 | 1 | 1 | 119 | 1.1 | 52 | 67 | 31 | 15 | 21 |
| Central and South America..... | 12 | | 6 | 6 | 2 | 2 | 2 | 17 | 0.2 | 12 | 5 | 2 | 1 | 2 |
| All other..... | 41 | 0.2 | 19 | 22 | 6 | 14 | 2 | 48 | 0.4 | 20 | 28 | 9 | 11 | 8 |
| | GARY, IND. | | | | | | | GRAND RAPIDS, MICH. | | | | | | |
| All countries..... | 45,357 | 100.0 | 19,345 | 26,012 | 16,976 | 4,273 | 1,763 | 86,105 | 100.0 | 27,240 | 58,865 | 37,895 | 13,638 | 7,332 |
| Europe: | | | | | | | | | | | | | | |
| England..... | 1,684 | 3.7 | 615 | 1,069 | 465 | 392 | 212 | 3,241 | 3.8 | 843 | 2,398 | 879 | 963 | 556 |
| Scotland..... | 1,132 | 2.5 | 688 | 444 | 257 | 111 | 76 | 881 | 1.0 | 232 | 649 | 322 | 204 | 123 |
| Wales..... | 342 | 0.8 | 137 | 205 | 101 | 69 | 35 | 97 | 0.1 | 20 | 77 | 27 | 20 | 21 |
| Northern Ireland..... | 233 | 0.5 | 85 | 148 | 77 | 45 | 26 | 580 | 0.7 | 116 | 464 | 259 | 130 | 76 |
| Irish Free State..... | 1,495 | 3.3 | 302 | 1,193 | 725 | 301 | 167 | 2,307 | 2.7 | 309 | 1,998 | 1,193 | 470 | 326 |
| Norway..... | 417 | 0.9 | 141 | 276 | 165 | 65 | 46 | 549 | 0.6 | 151 | 398 | 237 | 111 | 50 |
| Sweden..... | 1,601 | 3.5 | 588 | 1,013 | 707 | 198 | 100 | 2,896 | 3.4 | 1,006 | 1,890 | 1,343 | 332 | 215 |
| Denmark..... | 219 | 0.5 | 86 | 133 | 10 | 32 | 11 | 931 | 1.1 | 238 | 693 | 458 | 136 | 99 |
| Netherlands..... | 152 | 0.3 | 37 | 115 | 50 | 41 | 24 | 32,107 | 37.3 | 10,773 | 21,334 | 14,136 | 4,725 | 2,473 |
| Belgium..... | 60 | 0.1 | 26 | 34 | 11 | 14 | 9 | 103 | 0.2 | 69 | 102 | 50 | 42 | 10 |
| Luxemburg..... | 5 | | 1 | 4 | 4 | | | 15 | | 11 | 8 | | | |
| Switzerland..... | 83 | 0.2 | 10 | 73 | 37 | 20 | 10 | 247 | 0.3 | 48 | 199 | 119 | 38 | 42 |
| France..... | 224 | 0.5 | 50 | 165 | 98 | 46 | 21 | 387 | 0.4 | 70 | 317 | 102 | 90 | 56 |
| Germany..... | 3,797 | 8.4 | 856 | 2,941 | 1,862 | 699 | 380 | 9,815 | 11.4 | 2,124 | 7,691 | 4,859 | 1,889 | 943 |
| Poland..... | 6,848 | 15.1 | 2,792 | 4,146 | 3,619 | 413 | 114 | 13,959 | 16.2 | 4,090 | 9,269 | 7,735 | 1,216 | 318 |
| Czechoslovakia..... | 5,779 | 12.7 | 2,266 | 3,513 | 3,081 | 364 | 118 | 428 | 0.5 | 174 | 254 | 179 | 54 | 21 |
| Austria..... | 1,040 | 2.3 | 366 | 674 | 372 | 73 | 29 | 471 | 0.5 | 172 | 299 | 205 | 73 | 21 |
| Hungary..... | 1,947 | 4.3 | 851 | 1,096 | 975 | 85 | 36 | 246 | 0.3 | 113 | 133 | 111 | 20 | 2 |
| Yugoslavia..... | 5,115 | 11.3 | 2,571 | 2,544 | 2,258 | 284 | 32 | 41 | | 22 | 19 | 16 | 2 | 1 |
| Russia..... | 2,041 | 4.5 | 991 | 1,050 | 887 | 130 | 24 | 956 | 1.1 | 426 | 530 | 450 | 80 | 30 |
| Latvia..... | 15 | | 12 | 3 | 3 | | | 30 | | 20 | 10 | 8 | 2 | |
| Lithuania..... | 1,215 | 2.7 | 544 | 671 | 615 | 50 | 6 | 2,952 | 3.4 | 1,328 | 1,624 | 1,480 | 159 | 35 |
| Finland..... | 74 | 0.2 | 29 | 45 | 38 | 11 | 1 | 426 | 0.5 | 179 | 247 | 198 | 37 | 14 |
| Rumania..... | 1,260 | 2.8 | 670 | 596 | 530 | 52 | 5 | 110 | 0.1 | 63 | 47 | 40 | 1 | 6 |
| Bulgaria..... | 142 | 0.3 | 85 | 57 | 47 | 9 | | 5 | | 4 | 1 | 1 | | |
| Turkey in Europe..... | | | | | | | | 7 | | 2 | 5 | 4 | | |
| Greece..... | 2,074 | 4.6 | 1,344 | 730 | 608 | 126 | 1 | 274 | 0.3 | 151 | 123 | 90 | 33 | |
| Italy..... | 2,684 | 5.9 | 1,206 | 1,478 | 1,285 | 220 | 23 | 1,895 | 2.2 | 742 | 1,153 | 968 | 171 | 14 |
| Spain..... | 685 | 1.5 | 511 | 174 | 147 | 27 | | 12 | | 10 | 4 | 3 | | 3 |
| Portugal..... | 4 | | 2 | 2 | 1 | 1 | | 3 | | 2 | 2 | | | |
| Other Europe..... | 411 | 0.9 | 141 | 270 | 232 | 23 | 15 | 67 | 0.1 | 17 | 50 | 34 | 15 | 1 |
| Asia: | | | | | | | | | | | | | | |
| Syria..... | 91 | 0.2 | 39 | 52 | 43 | 6 | 3 | 923 | 1.1 | 394 | 529 | 464 | 65 | |
| Turkey in Asia..... | 122 | 0.3 | 85 | 37 | 28 | 9 | | 111 | 0.1 | 66 | 45 | 2 | | |
| Other Asia..... | 282 | 0.6 | 184 | 98 | 83 | 15 | | 145 | 0.2 | 73 | 72 | 57 | 14 | 1 |
| America: | | | | | | | | | | | | | | |
| Canada—French..... | 253 | 0.6 | 92 | 161 | 56 | 75 | 30 | 1,022 | 1.2 | 214 | 808 | 312 | 303 | 193 |
| Canada—Other..... | 1,541 | 3.4 | 830 | 711 | 252 | 260 | 199 | 7,566 | 8.8 | 2,315 | 5,251 | 1,455 | 2,167 | 1,650 |
| Newfoundland..... | 41 | 0.1 | 22 | 19 | 9 | 10 | | 24 | | 7 | 17 | 6 | 9 | 2 |
| West Indies..... | 11 | | 8 | 3 | 1 | 1 | | 20 | | 7 | 13 | 10 | 3 | |
| Mexico..... | 114 | 0.3 | 85 | 29 | 20 | 7 | 2 | 12 | | 9 | 3 | 2 | 1 | |
| Central and South America..... | 37 | 0.1 | 29 | 8 | 3 | 4 | 1 | 21 | | 8 | 13 | 5 | 4 | 4 |
| All other..... | 51 | 0.2 | 33 | 48 | 35 | 8 | 5 | 98 | 0.1 | 41 | 57 | 19 | 24 | 14 |

POPULATION

TABLE 11.—COUNTRY OF ORIGIN OF THE FOREIGN WHITE STOCK, BY NATIVITY AND PARENTAGE, FOR CITIES HAVING 100,000 INHABITANTS OR MORE: 1930—Continued

| COUNTRY OF ORIGIN | TOTAL FOREIGN WHITE STOCK | | Foreign-born white | NATIVE WHITE—FOREIGN OR MIXED PARENTAGE | | | | TOTAL FOREIGN WHITE STOCK | | Foreign-born white | NATIVE WHITE—FOREIGN OR MIXED PARENTAGE | | | |
|--------------------------------|---------------------------|----------|--------------------|---|----------------------|----------------|----------------|---------------------------|----------|--------------------|---|----------------------|----------------|----------------|
| | Number | Per cent | | Total | Both parents foreign | Father foreign | Mother foreign | Number | Per cent | | Total | Both parents foreign | Father foreign | Mother foreign |
| JERSEY CITY, N. J. | | | | | | | | | | | | | | |
| All countries..... | 203,786 | 100.0 | 70,313 | 133,473 | 102,395 | 19,694 | 11,384 | 20,905 | 100.0 | 7,593 | 19,312 | 12,272 | 4,969 | 2,041 |
| Europe: | | | | | | | | | | | | | | |
| England..... | 8,776 | 4.3 | 2,807 | 5,909 | 2,659 | 1,865 | 1,445 | 1,717 | 6.4 | 398 | 1,319 | 442 | 612 | 265 |
| Scotland..... | 4,358 | 2.1 | 2,080 | 2,328 | 1,331 | 603 | 404 | 538 | 2.0 | 112 | 420 | 181 | 101 | 84 |
| Wales..... | 871 | 0.2 | 97 | 274 | 133 | 88 | 53 | 202 | 1.0 | 70 | 102 | 86 | 57 | 49 |
| Northern Ireland..... | 6,510 | 3.2 | 1,822 | 4,688 | 3,274 | 712 | 702 | 663 | 2.5 | 159 | 504 | 265 | 182 | 57 |
| Irish Free State..... | 34,618 | 17.0 | 8,741 | 25,877 | 18,912 | 3,381 | 3,584 | 2,450 | 0.1 | 361 | 2,095 | 1,209 | 617 | 209 |
| Norway..... | 2,171 | 1.1 | 1,051 | 1,120 | 873 | 154 | 88 | 141 | 0.5 | 33 | 108 | 59 | 32 | 17 |
| Sweden..... | 2,158 | 1.1 | 889 | 1,269 | 913 | 240 | 130 | 1,045 | 6.1 | 545 | 1,100 | 733 | 232 | 135 |
| Denmark..... | 807 | 0.4 | 327 | 480 | 346 | 119 | 15 | 487 | 1.8 | 170 | 317 | 199 | 96 | 22 |
| Netherlands..... | 653 | 0.3 | 281 | 372 | 232 | 81 | 59 | 182 | 0.6 | 33 | 119 | 61 | 46 | 9 |
| Belgium..... | 316 | 0.2 | 143 | 173 | 73 | 58 | 42 | 207 | 1.0 | 101 | 166 | 106 | 29 | 31 |
| Luxemburg..... | 13 | | 6 | 7 | 2 | 2 | 2 | 25 | 0.1 | 3 | 22 | 18 | 4 | |
| Switzerland..... | 885 | 0.4 | 342 | 543 | 372 | 121 | 80 | 333 | 1.3 | 66 | 272 | 130 | 97 | 45 |
| France..... | 1,725 | 0.8 | 426 | 1,299 | 746 | 373 | 150 | 307 | 1.4 | 68 | 299 | 132 | 112 | 55 |
| Germany..... | 31,020 | 15.2 | 9,631 | 21,389 | 15,280 | 4,135 | 1,974 | 5,580 | 20.7 | 1,022 | 4,558 | 2,599 | 1,400 | 550 |
| Poland..... | 33,821 | 16.6 | 12,432 | 21,389 | 19,240 | 1,550 | 599 | 2,251 | 8.4 | 850 | 1,401 | 1,114 | 229 | 58 |
| Czechoslovakia..... | 3,314 | 1.6 | 1,413 | 1,901 | 1,656 | 133 | 112 | 685 | 2.5 | 239 | 446 | 371 | 43 | 32 |
| Austria..... | 4,940 | 2.4 | 1,774 | 3,175 | 2,639 | 319 | 217 | 1,103 | 4.4 | 371 | 822 | 626 | 151 | 45 |
| Hungary..... | 1,669 | 0.8 | 739 | 930 | 778 | 98 | 64 | 117 | 0.4 | 58 | 62 | 40 | 12 | 1 |
| Yugoslavia..... | 2,283 | 1.1 | 123 | 140 | 128 | 9 | 3 | 4,770 | 17.7 | 1,796 | 2,974 | 2,703 | 226 | 45 |
| Russia..... | 10,062 | 5.4 | 4,415 | 5,647 | 5,725 | 613 | 209 | 1,072 | 4.0 | 433 | 639 | 510 | 99 | 24 |
| Latvia..... | 179 | 0.1 | 84 | 95 | 88 | 7 | 4 | 6 | | 2 | 4 | 4 | | |
| Lithuania..... | 832 | 0.4 | 374 | 458 | 415 | 32 | 11 | 204 | 1.0 | 104 | 160 | 152 | 8 | |
| Finland..... | 1,280 | 0.6 | 670 | 601 | 560 | 19 | 23 | 19 | 0.1 | 8 | 11 | 4 | 4 | 3 |
| Rumania..... | 813 | 0.4 | 309 | 414 | 354 | 53 | 7 | 41 | 0.2 | 18 | 23 | 23 | | |
| Bulgaria..... | 39 | | 17 | 22 | 13 | 6 | 3 | 20 | 0.1 | 15 | 5 | 1 | 4 | |
| Turkey in Europe..... | 6 | | 6 | | | | | | | | | | | |
| Greece..... | 1,015 | 0.5 | 590 | 425 | 368 | 53 | 4 | 293 | 1.1 | 154 | 139 | 94 | 44 | 1 |
| Italy..... | 44,914 | 22.0 | 10,097 | 28,817 | 23,889 | 4,104 | 824 | 326 | 1.2 | 91 | 285 | 198 | 36 | 1 |
| Spain..... | 543 | 0.3 | 347 | 196 | 128 | 55 | 13 | 27 | 0.1 | 19 | 8 | 2 | 5 | 1 |
| Portugal..... | 93 | | 41 | 52 | 39 | 12 | 1 | 2 | | 2 | 2 | | | |
| Other Europe..... | 311 | 0.2 | 97 | 214 | 190 | 17 | 7 | 53 | 0.2 | 16 | 37 | 19 | 16 | 2 |
| Asia: | | | | | | | | | | | | | | |
| Syria..... | 70 | | 35 | 35 | 30 | 4 | 1 | 11 | | 7 | 4 | 1 | 1 | 2 |
| Turkey in Asia..... | 389 | 0.2 | 241 | 143 | 137 | 0 | 2 | 10 | | 6 | 4 | 4 | | |
| Other Asia..... | 182 | 0.1 | 102 | 80 | 64 | 11 | 5 | 7 | | 8 | 4 | 2 | 1 | 1 |
| America: | | | | | | | | | | | | | | |
| Canada—French..... | 535 | 0.3 | 184 | 351 | 155 | 112 | 84 | 160 | 0.6 | 19 | 141 | 34 | 81 | 26 |
| Canada—Other..... | 2,309 | 1.1 | 1,043 | 1,266 | 454 | 431 | 381 | 825 | 3.1 | 105 | 630 | 119 | 325 | 186 |
| Newfoundland..... | 197 | 0.1 | 103 | 94 | 60 | 15 | 19 | 1 | | 1 | 1 | 1 | | |
| West Indies..... | 218 | 0.1 | 117 | 101 | 29 | 41 | 31 | 9 | | 5 | 4 | 1 | | 3 |
| Mexico..... | 38 | | 23 | 15 | 7 | 7 | 1 | 41 | 0.2 | 23 | 18 | 3 | 14 | 1 |
| Central and South America..... | 274 | 0.1 | 101 | 83 | 41 | 29 | 13 | 18 | 0.1 | 7 | 11 | 7 | 2 | 2 |
| All other..... | 190 | 0.1 | 74 | 116 | 57 | 33 | 26 | 46 | 0.2 | 13 | 33 | 10 | 13 | 10 |
| KANSAS CITY, MO. | | | | | | | | | | | | | | |
| All countries..... | 86,556 | 100.0 | 24,278 | 62,278 | 36,253 | 18,383 | 7,922 | 3,273 | 100.0 | 824 | 2,449 | 1,135 | 955 | 369 |
| Europe: | | | | | | | | | | | | | | |
| England..... | 6,982 | 8.0 | 1,627 | 5,355 | 1,716 | 2,363 | 1,276 | 539 | 16.5 | 130 | 409 | 130 | 186 | 93 |
| Scotland..... | 2,299 | 2.6 | 627 | 1,722 | 684 | 337 | 207 | 150 | 4.0 | 40 | 110 | 49 | 41 | 20 |
| Wales..... | 955 | 0.8 | 112 | 543 | 236 | 188 | 119 | 146 | 4.5 | 20 | 126 | 53 | 45 | 23 |
| Northern Ireland..... | 1,807 | 2.1 | 304 | 1,503 | 739 | 544 | 220 | 58 | 1.8 | 6 | 62 | 27 | 18 | 7 |
| Irish Free State..... | 10,608 | 12.3 | 1,638 | 9,030 | 5,305 | 2,612 | 1,113 | 331 | 10.1 | 81 | 300 | 147 | 114 | 39 |
| Norway..... | 736 | 0.8 | 181 | 555 | 288 | 167 | 101 | 9 | 0.3 | 1 | 7 | 7 | | |
| Sweden..... | 5,200 | 6.1 | 1,650 | 3,640 | 2,475 | 745 | 420 | 54 | 1.6 | 12 | 42 | 25 | 15 | 2 |
| Denmark..... | 1,337 | 1.5 | 450 | 887 | 558 | 240 | 89 | 12 | 0.4 | 3 | 9 | 6 | 3 | |
| Netherlands..... | 451 | 0.5 | 103 | 348 | 187 | 129 | 32 | 3 | 0.1 | 2 | 1 | 1 | | |
| Belgium..... | 745 | 0.9 | 286 | 459 | 275 | 140 | 44 | 2 | 0.1 | 1 | 2 | 1 | | 1 |
| Luxemburg..... | 40 | | 10 | 30 | 17 | 11 | 2 | | | | | | | |
| Switzerland..... | 1,328 | 1.5 | 278 | 1,050 | 499 | 402 | 149 | 207 | 6.3 | 42 | 105 | 64 | 78 | 23 |
| France..... | 1,676 | 1.9 | 346 | 1,330 | 633 | 470 | 227 | 65 | 2.0 | 10 | 55 | 14 | 28 | 13 |
| Germany..... | 19,743 | 22.7 | 3,082 | 16,661 | 9,168 | 5,017 | 1,876 | 584 | 17.8 | 81 | 503 | 246 | 202 | 55 |
| Poland..... | 3,463 | 4.0 | 1,046 | 1,817 | 1,489 | 684 | 337 | 67 | 2.0 | 41 | 26 | 22 | 4 | |
| Czechoslovakia..... | 557 | 0.7 | 198 | 369 | 244 | 85 | 40 | 19 | 0.6 | 9 | 10 | 8 | | |
| Austria..... | 1,977 | 2.3 | 722 | 1,255 | 856 | 267 | 142 | 48 | 1.5 | 15 | 33 | 22 | 10 | 1 |
| Hungary..... | 435 | 0.5 | 202 | 233 | 180 | 37 | 16 | 32 | 2.5 | 38 | 44 | 38 | 6 | |
| Yugoslavia..... | 317 | 0.4 | 183 | 179 | 173 | 6 | 6 | 2 | 0.1 | 1 | 1 | | | 1 |
| Russia..... | 7,692 | 8.9 | 3,415 | 4,277 | 3,562 | 523 | 192 | 245 | 7.5 | 95 | 160 | 124 | 24 | 2 |
| Latvia..... | 149 | 0.2 | 72 | 77 | 71 | 6 | | | | | | | | |
| Lithuania..... | 325 | 0.4 | 151 | 174 | 146 | 25 | 3 | 11 | 0.3 | 5 | 6 | 5 | 1 | |
| Finland..... | 82 | 0.1 | 39 | 43 | 27 | 10 | 6 | | | | | | | |
| Rumania..... | 472 | 0.5 | 217 | 255 | 202 | 28 | 25 | 15 | 0.5 | 8 | 7 | 6 | 1 | |
| Bulgaria..... | 62 | 0.1 | 35 | 27 | 14 | 13 | | 1 | | 1 | | | | |
| Turkey in Europe..... | 2 | | 1 | 1 | | | | | | | | | | |
| Greece..... | 806 | 0.9 | 425 | 381 | 214 | 167 | | 121 | 3.7 | 72 | 49 | 21 | 28 | |
| Italy..... | 9,941 | 11.4 | 3,723 | 6,218 | 4,855 | 1,268 | 105 | 148 | 4.5 | 44 | 104 | 50 | 51 | 3 |
| Spain..... | 118 | 0.1 | 42 | 76 | 34 | 30 | 7 | 9 | 0.3 | 1 | 8 | 4 | 2 | 2 |
| Portugal..... | 12 | | 5 | 7 | 5 | 1 | 1 | 2 | 0.1 | 2 | 1 | 1 | | |
| Other Europe..... | 288 | 0.3 | 61 | 227 | 171 | 33 | 23 | 33 | 1.0 | 6 | 27 | 15 | 10 | 2 |
| Asia: | | | | | | | | | | | | | | |
| Syria..... | 410 | 0.5 | 173 | 237 | 183 | 36 | 15 | 18 | 0.5 | 10 | 8 | | 8 | |
| Turkey in Asia..... | 48 | 0.1 | 33 | 15 | 9 | 4 | 2 | 1 | | 1 | | | | |
| Other Asia..... | 98 | 0.1 | 54 | 44 | 29 | 8 | 7 | 6 | 0.2 | 5 | 1 | 1 | | |
| America: | | | | | | | | | | | | | | |
| Canada—French..... | 703 | 0.8 | 159 | 544 | 144 | 248 | 162 | 32 | 1.0 | 11 | 21 | 5 | 7 | 9 |
| Canada—Other..... | 4,612 | 5.2 | 1,265 | 3,347 | 651 | 1,539 | 1,067 | 213 | 6.5 | 69 | 144 | 38 | 60 | 46 |
| Newfoundland..... | 23 | | 14 | 9 | 3 | 3 | | 8 | 0.2 | 2 | 6 | 5 | 1 | 1 |
| West Indies..... | 55 | 0.1 | 32 | 26 | 9 | 9 | 8 | 8 | 0.2 | 2 | 6 | | 6 | |
| Mexico..... | 180 | 0.2 | 106 | 74 | 35 | 21 | 18 | | | | | | | |
| Central and South America..... | 101 | 0.1 | 59 | 42 | 16 | 13 | 13 | 19 | 0.6 | 8 | 11 | 2 | 4 | 5 |
| All other..... | 258 | 0.3 | 102 | 156 | 75 | 54 | 27 | 5 | 0.2 | 2 | 3 | 3 | | |
| KANSAS CITY, TENN. | | | | | | | | | | | | | | |
| All countries..... | 86,556 | 100.0 | 24,278 | | | | | | | | | | | |

POPULATION

TABLE 11.—COUNTRY OF ORIGIN OF THE FOREIGN WHITE STOCK, BY NATIVITY AND PARENTAGE, FOR CITIES HAVING 100,000 INHABITANTS OR MORE: 1930—Continued

| COUNTRY OF ORIGIN | TOTAL FOREIGN WHITE STOCK | | Foreign-born white | NATIVE WHITE—FOREIGN OR MIXED PARENTAGE | | | | TOTAL FOREIGN WHITE STOCK | | Foreign-born white | NATIVE WHITE—FOREIGN OR MIXED PARENTAGE | | | |
|--------------------------------|---------------------------|----------|--------------------|---|----------------------|----------------|----------------|---------------------------|----------|--------------------|---|----------------------|----------------|----------------|
| | Number | Per cent | | Total | Both parents foreign | Father foreign | Mother foreign | Number | Per cent | | Total | Both parents foreign | Father foreign | Mother foreign |
| LYNN, MASS. | | | | | | | | | | | | | | |
| All countries..... | 87,045 | 100.0 | 27,091 | 39,954 | 26,828 | 6,380 | 6,786 | 19,464 | 100.0 | 5,262 | 14,192 | 7,904 | 4,665 | 1,563 |
| Europe: | | | | | | | | | | | | | | |
| England..... | 4,096 | 0.1 | 1,030 | 2,466 | 1,251 | 636 | 579 | 1,060 | 8.6 | 421 | 1,245 | 442 | 540 | 263 |
| Scotland..... | 1,333 | 2.7 | 872 | 966 | 579 | 208 | 179 | 513 | 2.6 | 140 | 373 | 168 | 166 | 49 |
| Wales..... | 82 | 0.1 | 28 | 54 | 19 | 20 | 15 | 65 | 0.3 | 18 | 47 | 18 | 19 | 10 |
| Northern Ireland..... | 2,236 | 3.3 | 728 | 1,508 | 1,070 | 190 | 248 | 429 | 2.2 | 69 | 370 | 176 | 132 | 63 |
| Irish Free State..... | 11,498 | 17.1 | 2,942 | 8,556 | 6,162 | 1,061 | 1,343 | 2,116 | 10.9 | 200 | 1,916 | 933 | 670 | 313 |
| Norway..... | 250 | 0.4 | 118 | 132 | 95 | 14 | 23 | 80 | 0.4 | 19 | 61 | 28 | 18 | 15 |
| Sweden..... | 2,043 | 3.1 | 962 | 1,086 | 883 | 122 | 81 | 392 | 2.0 | 107 | 285 | 126 | 114 | 45 |
| Denmark..... | 119 | 0.2 | 44 | 75 | 42 | 13 | 20 | 153 | 0.8 | 38 | 115 | 70 | 36 | 9 |
| Netherlands..... | 26 | | 12 | 14 | 6 | 6 | 2 | 95 | 0.5 | 20 | 75 | 32 | 37 | 6 |
| Belgium..... | 23 | | 8 | 16 | 11 | 3 | 1 | 25 | 0.1 | 12 | 13 | 6 | 5 | 2 |
| Luxemburg..... | 40 | | 1 | | | | | 6 | | 1 | 5 | 2 | | |
| Switzerland..... | 1 | 0.1 | 15 | 25 | 15 | 4 | 6 | 254 | 1.3 | 49 | 205 | 107 | 69 | 29 |
| France..... | 193 | 0.3 | 56 | 137 | 97 | 27 | 13 | 576 | 3.0 | 85 | 491 | 190 | 204 | 91 |
| Germany..... | 814 | 1.2 | 215 | 590 | 401 | 127 | 71 | 4,035 | 20.7 | 682 | 3,353 | 1,848 | 1,221 | 284 |
| Poland..... | 3,417 | 5.1 | 1,496 | 1,921 | 1,313 | 86 | 22 | 980 | 5.0 | 457 | 523 | 428 | 80 | 15 |
| Czechoslovakia..... | 127 | 0.2 | 56 | 71 | 56 | 7 | 8 | 96 | 0.5 | 31 | 65 | 30 | 17 | 12 |
| Austria..... | 235 | 0.4 | 95 | 140 | 95 | 17 | 28 | 334 | 1.7 | 96 | 238 | 160 | 65 | 13 |
| Hungary..... | 18 | | 9 | 9 | 9 | | | 185 | 1.0 | 60 | 125 | 87 | 27 | 11 |
| Yugoslavia..... | 3 | | 2 | 1 | 1 | | | 28 | 0.1 | 15 | 13 | 8 | 5 | |
| Russia..... | 5,134 | 7.7 | 2,467 | 2,667 | 2,448 | 151 | 68 | 1,830 | 9.4 | 758 | 1,072 | 867 | 150 | 55 |
| Latvia..... | 86 | 0.1 | 43 | 43 | 39 | 3 | 1 | 53 | 0.3 | 32 | 21 | 21 | | |
| Lithuania..... | 1,090 | 1.6 | 498 | 592 | 564 | 26 | 3 | 76 | 0.4 | 33 | 43 | 34 | 8 | 1 |
| Finland..... | 87 | 0.1 | 38 | 49 | 40 | 3 | 3 | 16 | 0.1 | 7 | 9 | 5 | 1 | 3 |
| Rumania..... | 49 | 0.1 | 23 | 26 | 17 | 7 | 2 | 90 | 0.5 | 42 | 48 | 33 | 14 | 1 |
| Bulgaria..... | 13 | | 5 | 8 | 8 | | | | | | | | | |
| Turkey in Europe..... | 13 | | 8 | 5 | 5 | | | | | | | | | |
| Greece..... | 2,708 | 4.1 | 1,352 | 1,416 | 1,334 | 76 | 6 | 446 | 2.3 | 243 | 203 | 140 | 63 | |
| Italy..... | 5,248 | 7.8 | 2,094 | 3,164 | 2,635 | 454 | 65 | 3,596 | 18.5 | 1,218 | 2,378 | 1,727 | 573 | 78 |
| Spain..... | 20 | | 4 | 16 | 14 | 1 | 1 | 36 | 0.2 | 7 | 29 | 9 | 17 | 3 |
| Portugal..... | 78 | 0.1 | 24 | 54 | 42 | 7 | 5 | 7 | | 3 | 4 | 1 | 1 | 2 |
| Other Europe..... | 131 | 0.2 | 98 | 33 | 32 | 1 | | 115 | 0.6 | 32 | 83 | 68 | 20 | 6 |
| Asia: | | | | | | | | | | | | | | |
| Syria..... | 101 | 0.2 | 51 | 50 | 44 | 6 | | 27 | 0.1 | 13 | 14 | 11 | 3 | |
| Turkey in Asia..... | 328 | 0.5 | 209 | 119 | 100 | 19 | | 15 | 0.1 | 12 | 3 | 3 | | |
| Other Asia..... | 417 | 0.6 | 241 | 176 | 150 | 25 | 1 | 22 | 0.1 | 14 | 8 | 2 | 2 | 4 |
| America: | | | | | | | | | | | | | | |
| Canada—French..... | 7,222 | 10.8 | 2,930 | 4,292 | 2,688 | 893 | 711 | 107 | 0.6 | 31 | 76 | 20 | 41 | 9 |
| Canada—Other..... | 15,359 | 22.9 | 6,797 | 8,562 | 3,515 | 2,021 | 3,026 | 826 | 4.2 | 249 | 577 | 146 | 304 | 127 |
| Newfoundland..... | 1,083 | 2.5 | 850 | 898 | 515 | 109 | 214 | 5 | | | 5 | 2 | 1 | 1 |
| West Indies..... | 29 | | 15 | 14 | 6 | 5 | 3 | 41 | 0.2 | 16 | 25 | 2 | 15 | 8 |
| Mexico..... | 7 | | 3 | 4 | 2 | 1 | 1 | 40 | 0.2 | 13 | 27 | 8 | 4 | 15 |
| Central and South America..... | 36 | 0.1 | 20 | 16 | 3 | 8 | 5 | 32 | 0.2 | 10 | 16 | 1 | 7 | 8 |
| All other..... | 77 | 0.1 | 32 | 45 | 26 | 7 | 12 | 46 | 0.2 | 13 | 33 | 8 | 12 | 13 |
| MIAMI, FLA. | | | | | | | | | | | | | | |
| All countries..... | 21,389 | 100.0 | 8,218 | 13,171 | 7,310 | 3,639 | 2,222 | 351,078 | 100.0 | 109,893 | 241,695 | 166,650 | 51,493 | 23,613 |
| Europe: | | | | | | | | | | | | | | |
| England..... | 2,954 | 13.8 | 1,111 | 1,843 | 762 | 661 | 420 | 6,678 | 1.9 | 1,940 | 4,738 | 2,194 | 1,048 | 890 |
| Scotland..... | 944 | 4.4 | 375 | 569 | 256 | 192 | 121 | 2,096 | 0.6 | 622 | 1,474 | 785 | 493 | 196 |
| Wales..... | 182 | 0.9 | 45 | 137 | 67 | 37 | 33 | 724 | 0.2 | 175 | 549 | 308 | 188 | 57 |
| Northern Ireland..... | 416 | 1.9 | 112 | 304 | 178 | 76 | 50 | 1,298 | 0.4 | 197 | 1,101 | 640 | 303 | 168 |
| Irish Free State..... | 1,299 | 6.1 | 234 | 1,065 | 596 | 249 | 220 | 7,681 | 2.2 | 860 | 6,812 | 4,216 | 1,797 | 799 |
| Norway..... | 329 | 1.5 | 135 | 199 | 109 | 50 | 29 | 7,295 | 2.1 | 1,965 | 5,330 | 3,360 | 1,320 | 650 |
| Sweden..... | 750 | 3.5 | 301 | 458 | 292 | 98 | 68 | 4,321 | 1.2 | 1,256 | 3,065 | 2,145 | 600 | 320 |
| Denmark..... | 315 | 1.5 | 140 | 175 | 111 | 46 | 18 | 2,690 | 0.8 | 739 | 1,950 | 1,252 | 530 | 178 |
| Netherlands..... | 211 | 1.0 | 83 | 128 | 81 | 27 | 20 | 2,163 | 0.6 | 488 | 1,675 | 1,027 | 445 | 203 |
| Belgium..... | 63 | 0.3 | 37 | 26 | 15 | 4 | 7 | 583 | 0.2 | 137 | 446 | 263 | 128 | 55 |
| Luxemburg..... | 24 | 0.1 | 10 | 14 | 13 | 1 | | 381 | 0.1 | 88 | 293 | 167 | 93 | 33 |
| Switzerland..... | 207 | 1.0 | 49 | 158 | 92 | 47 | 19 | 3,333 | 0.9 | 1,137 | 2,196 | 1,329 | 616 | 251 |
| France..... | 417 | 1.9 | 116 | 301 | 157 | 83 | 61 | 1,932 | 0.6 | 328 | 1,604 | 902 | 508 | 194 |
| Germany..... | 3,438 | 16.1 | 897 | 2,541 | 1,601 | 685 | 255 | 158,249 | 45.1 | 40,787 | 117,462 | 77,383 | 26,225 | 13,854 |
| Poland..... | 285 | 1.3 | 134 | 151 | 125 | 23 | 3 | 64,432 | 18.4 | 19,593 | 44,839 | 34,462 | 8,062 | 2,315 |
| Czechoslovakia..... | 126 | 0.6 | 62 | 64 | 39 | 13 | 12 | 11,041 | 3.1 | 4,393 | 6,648 | 5,255 | 945 | 448 |
| Austria..... | 390 | 1.8 | 164 | 226 | 152 | 52 | 22 | 13,203 | 3.8 | 6,827 | 7,376 | 5,201 | 1,408 | 677 |
| Hungary..... | 242 | 1.1 | 106 | 136 | 100 | 18 | 18 | 6,848 | 2.0 | 3,789 | 3,059 | 2,606 | 316 | 137 |
| Yugoslavia..... | 30 | 0.1 | 19 | 11 | 9 | 1 | 1 | 10,473 | 3.0 | 5,647 | 4,826 | 4,346 | 385 | 95 |
| Russia..... | 1,461 | 6.8 | 637 | 874 | 710 | 128 | 36 | 15,649 | 4.5 | 7,443 | 8,206 | 6,836 | 983 | 387 |
| Latvia..... | 25 | 0.1 | 12 | 13 | 8 | 5 | | 324 | 0.1 | 194 | 130 | 118 | 15 | 2 |
| Lithuania..... | 71 | 0.3 | 33 | 38 | 33 | 5 | | 1,127 | 0.3 | 543 | 584 | 491 | 75 | 18 |
| Finland..... | 57 | 0.3 | 33 | 24 | 10 | 9 | 5 | 848 | 0.2 | 213 | 635 | 538 | 67 | 30 |
| Rumania..... | 285 | 1.3 | 136 | 149 | 112 | 30 | 7 | 1,471 | 0.4 | 787 | 684 | 599 | 60 | 25 |
| Bulgaria..... | 6 | | 4 | 2 | 2 | | | 129 | | 88 | 41 | 26 | 16 | |
| Turkey in Europe..... | 6 | | 2 | 4 | 4 | | | 6 | | 5 | 1 | 1 | | |
| Greece..... | 403 | 1.9 | 239 | 164 | 107 | 56 | 1 | 2,709 | 0.8 | 1,455 | 1,254 | 972 | 280 | 2 |
| Italy..... | 694 | 3.2 | 232 | 462 | 295 | 88 | 10 | 12,444 | 3.5 | 4,986 | 7,458 | 6,152 | 1,229 | 77 |
| Spain..... | 218 | 1.0 | 94 | 124 | 45 | 58 | 21 | 87 | | 35 | 52 | 24 | 22 | |
| Portugal..... | 25 | 0.1 | 14 | 11 | 7 | 3 | 1 | 45 | | 20 | 19 | 16 | 3 | |
| Other Europe..... | 40 | 0.2 | 18 | 31 | 27 | 2 | 2 | 537 | 0.2 | 186 | 351 | 247 | 74 | 30 |
| Asia: | | | | | | | | | | | | | | |
| Syria..... | 306 | 1.4 | 138 | 168 | 134 | 31 | 3 | 349 | 0.1 | 134 | 215 | 176 | 35 | 4 |
| Turkey in Asia..... | 47 | 0.2 | 38 | 9 | 5 | 1 | 3 | 156 | | 109 | 47 | 31 | 16 | |
| Other Asia..... | 96 | 0.4 | 48 | 48 | 36 | 11 | 1 | 263 | 0.1 | 140 | 123 | 80 | 31 | 12 |
| America: | | | | | | | | | | | | | | |
| Canada—French..... | 376 | 1.8 | 161 | 215 | 111 | 58 | 46 | 2,384 | 0.7 | 456 | 1,928 | 922 | 671 | 335 |
| Canada—Other..... | 2,224 | 10.4 | 1,140 | 1,084 | 331 | 355 | 308 | 6,358 | 1.8 | 2,206 | 4,152 | 1,353 | 1,698 | 1,101 |
| Newfoundland..... | 47 | 0.2 | 27 | 20 | 9 | 6 | 5 | 57 | | 23 | 34 | 8 | 16 | 10 |
| West Indies..... | 2,150 | 10.1 | 961 | 1,189 | 633 | 385 | 271 | 76 | | 30 | 46 | 12 | 20 | 14 |
| Mexico..... | 16 | 0.1 | 7 | 9 | 5 | 2 | 2 | 102 | | 111 | 51 | 28 | 16 | 7 |
| Central and South America..... | 89 | 0.4 | 48 | 41 | 10 | 14 | 17 | 141 | | 85 | | | | |

COUNTRY OF ORIGIN OF THE FOREIGN WHITE STOCK

TABLE 11.—COUNTRY OF ORIGIN OF THE FOREIGN WHITE STOCK, BY NATIVITY AND PARENTAGE, FOR CITIES HAVING 100,000 INHABITANTS OR MORE: 1930—Continued

| COUNTRY OF ORIGIN | TOTAL FOREIGN WHITE STOCK | | Foreign-born white | NATIVE WHITE—FOREIGN OR MIXED PARENTAGE | | | | TOTAL FOREIGN WHITE STOCK | | Foreign-born white | NATIVE WHITE—FOREIGN OR MIXED PARENTAGE | | | |
|--------------------------------|---------------------------|----------|--------------------|---|----------------------|----------------|----------------|---------------------------|----------|--------------------|---|----------------------|----------------|----------------|
| | Number | Per cent | | Total | Both parents foreign | Father foreign | Mother foreign | Number | Per cent | | Total | Both parents foreign | Father foreign | Mother foreign |
| MINNEAPOLIS, MINN. | | | | | | | | | | | | | | |
| All countries..... | 284,776 | 100.0 | 80,834 | 183,941 | 121,280 | 41,629 | 21,022 | 7,268 | 100.0 | 1,788 | 5,480 | 3,003 | 1,868 | 609 |
| Europe: | | | | | | | | | | | | | | |
| England..... | 8,591 | 3.2 | 2,453 | 6,138 | 2,517 | 2,309 | 1,312 | 688 | 9.5 | 173 | 515 | 166 | 254 | 95 |
| Scotland..... | 3,622 | 1.4 | 1,081 | 2,541 | 1,234 | 890 | 417 | 282 | 3.9 | 65 | 217 | 85 | 100 | 32 |
| Wales..... | 840 | 0.3 | 170 | 670 | 311 | 236 | 123 | 28 | 0.4 | 2 | 26 | 9 | 10 | 7 |
| Northern Ireland..... | 2,191 | 0.8 | 346 | 1,845 | 1,086 | 506 | 263 | 314 | 4.3 | 41 | 273 | 167 | 70 | 36 |
| Irish Free State..... | 0,783 | 3.7 | 1,116 | 8,687 | 5,489 | 2,060 | 1,118 | 1,153 | 15.0 | 103 | 1,050 | 607 | 305 | 138 |
| Norway..... | 49,409 | 18.7 | 15,492 | 33,917 | 23,062 | 7,131 | 3,724 | 23 | 0.3 | 8 | 15 | 9 | 5 | 1 |
| Sweden..... | 70,463 | 26.6 | 24,866 | 46,597 | 33,611 | 8,389 | 3,697 | 54 | 0.7 | 11 | 43 | 24 | 16 | 3 |
| Denmark..... | 7,416 | 2.8 | 2,418 | 4,998 | 3,337 | 1,212 | 449 | 35 | 0.5 | 12 | 23 | 8 | 14 | 1 |
| Netherlands..... | 1,245 | 0.5 | 355 | 800 | 448 | 327 | 115 | 34 | 0.5 | 6 | 28 | 16 | 8 | 4 |
| Belgium..... | 414 | 0.2 | 114 | 300 | 176 | 60 | 55 | 3 | | 2 | 1 | | | 1 |
| Luxemburg..... | 356 | 0.1 | 68 | 288 | 167 | 83 | 38 | 3 | | 3 | 2 | 1 | | |
| Switzerland..... | 1,460 | 0.6 | 288 | 1,172 | 668 | 321 | 183 | 247 | 3.4 | 48 | 190 | 107 | 75 | 17 |
| France..... | 1,536 | 0.6 | 270 | 1,267 | 668 | 393 | 196 | 170 | 2.5 | 38 | 141 | 63 | 59 | 19 |
| Germany..... | 35,539 | 13.4 | 5,969 | 29,570 | 18,347 | 7,422 | 3,801 | 1,569 | 21.6 | 221 | 1,348 | 735 | 508 | 105 |
| Poland..... | 12,880 | 4.9 | 4,555 | 8,325 | 7,153 | 708 | 374 | 341 | 4.7 | 146 | 105 | 171 | 23 | 1 |
| Czechoslovakia..... | 7,610 | 2.9 | 2,308 | 5,302 | 4,124 | 806 | 312 | 44 | 0.6 | 21 | 23 | 10 | 4 | |
| Austria..... | 3,849 | 1.5 | 1,202 | 2,557 | 1,843 | 456 | 258 | 93 | 1.3 | 34 | 59 | 48 | 6 | 5 |
| Hungary..... | 778 | 0.3 | 343 | 435 | 337 | 43 | 55 | 201 | 2.8 | 68 | 133 | 89 | 37 | 7 |
| Yugoslavia..... | 254 | 0.1 | 123 | 131 | 97 | 22 | 12 | 10 | 0.1 | 5 | 5 | 2 | 3 | |
| Russia..... | 10,612 | 4.0 | 4,846 | 5,766 | 4,875 | 654 | 237 | 826 | 11.4 | 361 | 465 | 360 | 87 | 18 |
| Latvia..... | 230 | 0.1 | 119 | 111 | 98 | 7 | 6 | | | | | | | |
| Lithuania..... | 1,262 | 0.5 | 538 | 724 | 582 | 124 | 18 | 11 | 0.2 | 5 | 6 | 1 | 5 | |
| Finland..... | 3,614 | 1.4 | 1,154 | 2,460 | 1,859 | 329 | 272 | 3 | | 2 | 1 | 1 | 1 | |
| Rumania..... | 3,356 | 1.3 | 1,509 | 1,767 | 1,523 | 180 | 74 | 56 | 0.8 | 26 | 30 | 24 | 4 | 2 |
| Bulgaria..... | 131 | | 81 | 50 | 10 | 40 | | | | | | | | |
| Turkey in Europe..... | 3 | | 3 | | | | | | | | | | | |
| Greece..... | 1,310 | 0.5 | 709 | 601 | 323 | 273 | | 156 | 2.1 | 32 | 74 | 43 | 26 | |
| Italy..... | 2,200 | 0.8 | 785 | 1,415 | 1,077 | 209 | 30 | 304 | 4.2 | 98 | 206 | 120 | 75 | 11 |
| Spain..... | 59 | | 20 | 39 | 15 | 18 | 6 | 6 | 0.1 | 1 | 5 | 2 | 3 | |
| Portugal..... | 8 | | 1 | 7 | 3 | 2 | 2 | 1 | | 1 | 1 | 1 | 1 | |
| Other Europe..... | 437 | 0.2 | 80 | 351 | 254 | 56 | 41 | 41 | 0.6 | 10 | 31 | 25 | 4 | 2 |
| Asia: | | | | | | | | | | | | | | |
| Syria..... | 511 | 0.2 | 104 | 317 | 284 | 31 | 2 | 75 | 1.0 | 31 | 44 | 32 | 12 | |
| Turkey in Asia..... | 50 | | 27 | 23 | 10 | 5 | 8 | 7 | 0.1 | 2 | 5 | 5 | 5 | |
| Other Asia..... | 195 | 0.1 | 118 | 77 | 32 | 26 | 19 | 27 | 0.4 | 13 | 14 | 5 | 6 | 3 |
| America: | | | | | | | | | | | | | | |
| Canada—French..... | 6,182 | 2.3 | 1,373 | 4,809 | 2,232 | 1,650 | 927 | 50 | 0.8 | 14 | 45 | 14 | 14 | 17 |
| Canada—Other..... | 16,946 | 6.0 | 5,358 | 10,588 | 3,441 | 4,327 | 2,820 | 339 | 4.7 | 116 | 223 | 38 | 111 | 74 |
| Newfoundland..... | 32 | | 12 | 20 | 10 | 10 | 3 | 1 | | 1 | 1 | | 1 | |
| West Indies..... | 45 | | 13 | 32 | 13 | 12 | 7 | 6 | 0.1 | 2 | 4 | | 4 | |
| Mexico..... | 49 | | 22 | 27 | 4 | 13 | 10 | 18 | 0.2 | 5 | 13 | | 12 | 1 |
| Central and South America..... | 58 | | 42 | 16 | 5 | 5 | 6 | 10 | 0.1 | 6 | 4 | | 1 | 3 |
| All other..... | 249 | 0.1 | 98 | 151 | 65 | 53 | 33 | 21 | 0.3 | 10 | 11 | 7 | 3 | 1 |
| NEWARK, N. J. | | | | | | | | | | | | | | |
| All countries..... | 294,022 | 100.0 | 115,204 | 178,818 | 140,534 | 24,984 | 13,300 | 86,704 | 100.0 | 37,333 | 49,371 | 36,444 | 6,850 | 6,077 |
| Europe: | | | | | | | | | | | | | | |
| England..... | 11,403 | 3.9 | 4,261 | 7,142 | 3,363 | 2,107 | 1,672 | 15,213 | 17.5 | 8,164 | 7,049 | 4,478 | 1,205 | 1,366 |
| Scotland..... | 6,337 | 2.2 | 3,561 | 2,776 | 1,614 | 625 | 537 | 1,103 | 1.3 | 442 | 661 | 425 | 117 | 119 |
| Wales..... | 430 | 0.1 | 128 | 302 | 144 | 88 | 70 | 68 | 0.1 | 23 | 45 | 16 | 11 | 12 |
| Northern Ireland..... | 4,304 | 1.5 | 1,301 | 3,003 | 2,150 | 439 | 474 | 810 | 0.9 | 23 | 67 | 16 | 11 | 18 |
| Irish Free State..... | 23,456 | 8.0 | 6,279 | 17,177 | 11,841 | 2,393 | 2,643 | 4,284 | 4.9 | 1,174 | 3,110 | 2,137 | 402 | 571 |
| Norway..... | 461 | 0.2 | 250 | 211 | 163 | 53 | 25 | 129 | 0.1 | 64 | 65 | 40 | 19 | 6 |
| Sweden..... | 1,370 | 0.5 | 670 | 700 | 501 | 121 | 78 | 448 | 0.5 | 176 | 272 | 182 | 37 | 53 |
| Denmark..... | 649 | 0.2 | 295 | 354 | 224 | 103 | 78 | 96 | 0.1 | 36 | 60 | 36 | 8 | 13 |
| Netherlands..... | 642 | 0.2 | 278 | 364 | 220 | 94 | 48 | 16 | | 4 | 12 | 8 | 3 | 1 |
| Belgium..... | 195 | 0.1 | 87 | 108 | 45 | 37 | 26 | 208 | 0.2 | 103 | 105 | 84 | 7 | 14 |
| Luxemburg..... | 4 | | 2 | 2 | 1 | 1 | | | | | | | | |
| Switzerland..... | 1,114 | 0.4 | 431 | 683 | 442 | 86 | 56 | 68 | 0.1 | 36 | 30 | 17 | 7 | 6 |
| France..... | 2,356 | 0.8 | 697 | 1,658 | 1,018 | 414 | 226 | 554 | 0.6 | 298 | 256 | 158 | 50 | 48 |
| Germany..... | 36,929 | 12.6 | 12,508 | 24,421 | 16,056 | 4,953 | 2,512 | 615 | 1.1 | 340 | 575 | 413 | 90 | 72 |
| Poland..... | 35,616 | 12.1 | 15,669 | 19,947 | 18,260 | 1,079 | 608 | 5,730 | 6.6 | 2,249 | 3,481 | 3,277 | 124 | 80 |
| Czechoslovakia..... | 6,564 | 2.2 | 2,851 | 3,713 | 3,217 | 301 | 195 | 247 | 0.3 | 115 | 132 | 108 | 13 | 11 |
| Austria..... | 12,648 | 4.3 | 4,923 | 7,725 | 6,399 | 887 | 434 | 298 | 0.3 | 125 | 173 | 162 | 15 | 6 |
| Hungary..... | 5,641 | 1.9 | 2,543 | 3,098 | 2,645 | 240 | 204 | 34 | | 13 | 21 | 15 | 6 | |
| Yugoslavia..... | 461 | 0.2 | 231 | 230 | 200 | 16 | 5 | 3 | | 3 | | | | |
| Russia..... | 36,397 | 12.4 | 16,131 | 20,216 | 17,609 | 1,739 | 818 | 2,061 | 2.4 | 837 | 1,224 | 1,050 | 123 | 51 |
| Latvia..... | 378 | 0.1 | 170 | 199 | 153 | 30 | 10 | 14 | | 2 | 12 | | | |
| Lithuania..... | 3,320 | 1.1 | 1,445 | 1,881 | 1,717 | 124 | 40 | 196 | 0.2 | 79 | 117 | 107 | 5 | 5 |
| Finland..... | 137 | | 70 | 67 | 47 | 11 | 9 | 26 | | 7 | 19 | 3 | 8 | 8 |
| Rumania..... | 3,044 | 1.0 | 1,410 | 1,628 | 1,373 | 130 | 75 | 32 | | 19 | 13 | 12 | | 1 |
| Bulgaria..... | 21 | | 8 | 13 | 5 | 1 | | 8 | | 2 | 6 | | | |
| Turkey in Europe..... | 17 | | 6 | 11 | 7 | | | 4 | | 2 | 2 | | | |
| Greece..... | 2,694 | 0.9 | 1,438 | 1,256 | 1,157 | 84 | 15 | 685 | 0.8 | 326 | 359 | 323 | 36 | |
| Italy..... | 85,398 | 29.0 | 30,537 | 54,811 | 45,990 | 7,584 | 1,237 | 1,889 | 1.6 | 563 | 826 | 713 | 100 | 13 |
| Spain..... | 1,844 | 0.6 | 1,369 | 475 | 408 | 47 | 20 | 69 | 0.1 | 26 | 43 | 31 | 10 | 2 |
| Portugal..... | 2,820 | 1.0 | 2,032 | 788 | 671 | 96 | 21 | 11,190 | 12.8 | 5,242 | 5,853 | 5,150 | 461 | 247 |
| Other Europe..... | 625 | 0.2 | 176 | 449 | 373 | 36 | 35 | 132 | 0.2 | 61 | 71 | 60 | 10 | 11 |
| Asia: | | | | | | | | | | | | | | |
| Syria..... | 290 | 0.1 | 144 | 146 | 125 | 20 | 1 | 373 | 0.4 | 182 | 191 | 181 | 8 | 2 |
| Turkey in Asia..... | 295 | 0.1 | 173 | 122 | 100 | 14 | 8 | 194 | 0.2 | 99 | 95 | 95 | | |
| Other Asia..... | 475 | 0.2 | 276 | 199 | 159 | 28 | 12 | 13 | | 6 | 7 | 7 | | |
| America: | | | | | | | | | | | | | | |
| Canada—French..... | 1,337 | 0.5 | 498 | 839 | 430 | 202 | 207 | 20,384 | 23.5 | 7,643 | 12,741 | 8,028 | 2,448 | 2,265 |
| Canada—Other..... | 2,984 | 1.0 | 1,448 | 1,536 | 528 | 436 | 522 | 2,023 | 2.3 | 819 | 1,209 | 524 | 236 | 399 |
| Newfoundland..... | 130 | | 70 | 59 | 26 | 13 | 20 | 132 | 0.2 | 62 | 70 | 61 | 1 | 8 |
| West Indies..... | 223 | 0.1 | 145 | 83 | 32 | 37 | 14 | 60 | 0.1 | 14 | 46 | 15 | 22 | 9 |
| Mexico..... | 55 | | 33 | 22 | 15 | 5 | 2 | 3 | | 1 | 2 | | 2 | 2 |
| Central and South America..... | 571 | 0.2 | 375 | 196 | | | | | | | | | | |

POPULATION

TABLE 11.—COUNTRY OF ORIGIN OF THE FOREIGN WHITE STOCK, BY NATIVITY AND PARENTAGE, FOR CITIES HAVING 100,000 INHABITANTS OR MORE: 1930—Continued

| COUNTRY OF ORIGIN | TOTAL FOREIGN WHITE STOCK | | Foreign-born white | NATIVE WHITE—FOREIGN OR MIXED PARENTAGE | | | | TOTAL FOREIGN WHITE STOCK | | Foreign-born white | NATIVE WHITE—FOREIGN OR MIXED PARENTAGE | | | | | | | | | | | | | | | | |
|--------------------------------|---------------------------|----------|--------------------|---|----------------------|----------------|----------------|---------------------------|----------|--------------------|---|----------------------|----------------|------------------|--|--|--|--|--|--|--|--|--|--|--|--|--|
| | Number | Per cent | | Total | Both parents foreign | Father foreign | Mother foreign | Number | Per cent | | Total | Both parents foreign | Father foreign | Mother foreign | | | | | | | | | | | | | |
| NEW HAVEN, CONN. | | | | | | | | | | | | | | NEW ORLEANS, LA. | | | | | | | | | | | | | |
| All countries..... | 112,484 | 100.0 | 40,091 | 72,393 | 57,269 | 9,557 | 5,597 | 85,447 | 100.0 | 19,691 | 65,766 | 36,928 | 22,531 | 6,407 | | | | | | | | | | | | | |
| Europe: | | | | | | | | | | | | | | | | | | | | | | | | | | | |
| England..... | 4,276 | 3.8 | 1,528 | 2,748 | 1,262 | 863 | 623 | 3,079 | 4.7 | 947 | 3,032 | 1,015 | 1,458 | 569 | | | | | | | | | | | | | |
| Scotland..... | 1,850 | 1.6 | 844 | 1,006 | 568 | 235 | 203 | 1,122 | 1.3 | 261 | 861 | 415 | 391 | 115 | | | | | | | | | | | | | |
| Wales..... | 119 | 0.1 | 32 | 87 | 40 | 28 | 10 | 120 | 0.1 | 30 | 84 | 43 | 32 | 9 | | | | | | | | | | | | | |
| Northern Ireland..... | 1,766 | 1.6 | 557 | 1,209 | 825 | 167 | 217 | 1,705 | 2.0 | 184 | 1,521 | 830 | 443 | 248 | | | | | | | | | | | | | |
| Irish Free State..... | 18,351 | 16.3 | 5,028 | 13,323 | 9,879 | 1,534 | 1,010 | 6,762 | 7.9 | 647 | 6,115 | 3,487 | 1,630 | 998 | | | | | | | | | | | | | |
| Norway..... | 301 | 0.3 | 132 | 169 | 128 | 26 | 15 | 752 | 0.9 | 374 | 378 | 184 | 172 | 22 | | | | | | | | | | | | | |
| Sweden..... | 2,346 | 2.1 | 1,021 | 1,325 | 1,105 | 114 | 108 | 675 | 0.8 | 246 | 429 | 173 | 214 | 42 | | | | | | | | | | | | | |
| Denmark..... | 467 | 0.4 | 205 | 262 | 208 | 36 | 18 | 575 | 0.7 | 201 | 374 | 165 | 181 | 18 | | | | | | | | | | | | | |
| Netherlands..... | 104 | 0.1 | 35 | 60 | 54 | 12 | 3 | 320 | 0.4 | 103 | 226 | 103 | 96 | 27 | | | | | | | | | | | | | |
| Belgium..... | 203 | 0.2 | 100 | 103 | 57 | 30 | 10 | 231 | 0.3 | 75 | 156 | 66 | 74 | 26 | | | | | | | | | | | | | |
| Luxemburg..... | 2 | | 1 | 1 | 1 | | | 12 | | 6 | 6 | 2 | 2 | | | | | | | | | | | | | | |
| Switzerland..... | 232 | 0.2 | 85 | 147 | 100 | 23 | 15 | 784 | 0.9 | 144 | 640 | 265 | 304 | 71 | | | | | | | | | | | | | |
| France..... | 508 | 0.5 | 166 | 342 | 221 | 69 | 52 | 11,486 | 13.4 | 1,838 | 9,648 | 4,635 | 4,021 | 992 | | | | | | | | | | | | | |
| Germany..... | 7,620 | 6.8 | 2,182 | 5,438 | 3,910 | 1,044 | 484 | 18,112 | 21.2 | 2,159 | 15,953 | 9,407 | 4,078 | 1,478 | | | | | | | | | | | | | |
| Poland..... | 8,104 | 7.2 | 3,140 | 4,964 | 4,588 | 271 | 105 | 956 | 1.1 | 408 | 548 | 389 | 138 | 21 | | | | | | | | | | | | | |
| Czechoslovakia..... | 306 | 0.3 | 124 | 182 | 146 | 21 | 15 | 241 | 0.3 | 85 | 156 | 86 | 45 | 25 | | | | | | | | | | | | | |
| Austria..... | 1,330 | 1.2 | 523 | 807 | 669 | 80 | 40 | 1,170 | 1.4 | 314 | 855 | 382 | 423 | 60 | | | | | | | | | | | | | |
| Hungary..... | 564 | 0.5 | 240 | 324 | 287 | 23 | 14 | 160 | 0.2 | 53 | 107 | 69 | 43 | 5 | | | | | | | | | | | | | |
| Yugoslavia..... | 37 | | 19 | 18 | 14 | 4 | | 351 | 0.4 | 130 | 221 | 85 | 127 | 9 | | | | | | | | | | | | | |
| Russia..... | 13,051 | 12.1 | 5,987 | 7,064 | 6,663 | 670 | 322 | 2,440 | 2.9 | 985 | 1,464 | 1,014 | 339 | 111 | | | | | | | | | | | | | |
| Latvia..... | 120 | 0.1 | 57 | 63 | 62 | 1 | | 34 | | 17 | 17 | 6 | 11 | | | | | | | | | | | | | | |
| Lithuania..... | 1,861 | 1.7 | 823 | 1,038 | 969 | 67 | 12 | 23 | | 12 | 11 | 5 | 5 | 1 | | | | | | | | | | | | | |
| Finland..... | 97 | 0.1 | 49 | 48 | 39 | 4 | 5 | 70 | 0.1 | 43 | 33 | 12 | 20 | 1 | | | | | | | | | | | | | |
| Rumania..... | 303 | 0.3 | 170 | 228 | 191 | 13 | 10 | 207 | 0.2 | 95 | 112 | 72 | 34 | 6 | | | | | | | | | | | | | |
| Bulgaria..... | 7 | | 5 | 2 | 2 | | | 15 | | 8 | 7 | 2 | 4 | 1 | | | | | | | | | | | | | |
| Turkey in Europe..... | 10 | | 9 | 7 | 4 | | | 11 | | 9 | 2 | 3 | 2 | | | | | | | | | | | | | | |
| Greece..... | 747 | 0.7 | 388 | 350 | 322 | 37 | | 652 | 0.8 | 341 | 311 | 157 | 148 | 0 | | | | | | | | | | | | | |
| Italy..... | 41,858 | 37.2 | 14,510 | 27,348 | 23,493 | 3,240 | 615 | 24,011 | 28.1 | 6,821 | 17,190 | 11,773 | 4,094 | 723 | | | | | | | | | | | | | |
| Spain..... | 70 | 0.1 | 28 | 42 | 14 | 26 | 2 | 2,105 | 2.5 | 479 | 1,626 | 567 | 616 | 113 | | | | | | | | | | | | | |
| Portugal..... | 241 | 0.2 | 117 | 124 | 96 | 23 | 5 | 153 | 0.2 | 37 | 116 | 60 | 53 | 3 | | | | | | | | | | | | | |
| Other Europe..... | 47 | | 19 | 28 | 20 | 6 | 2 | 722 | 0.8 | 117 | 605 | 381 | 182 | 42 | | | | | | | | | | | | | |
| Asia: | | | | | | | | | | | | | | | | | | | | | | | | | | | |
| Syria..... | 54 | | 31 | 23 | 15 | 3 | 5 | 290 | 0.3 | 100 | 199 | 134 | 46 | 10 | | | | | | | | | | | | | |
| Turkey in Asia..... | 126 | 0.1 | 72 | 54 | 42 | 10 | 2 | 87 | 0.1 | 47 | 40 | 20 | 18 | 2 | | | | | | | | | | | | | |
| Other Asia..... | 210 | 0.2 | 106 | 104 | 70 | 24 | 10 | 83 | 0.1 | 48 | 35 | 17 | 16 | 2 | | | | | | | | | | | | | |
| America: | | | | | | | | | | | | | | | | | | | | | | | | | | | |
| Canada—French..... | 1,705 | 1.5 | 581 | 1,124 | 602 | 286 | 236 | 370 | 0.4 | 102 | 277 | 93 | 142 | 42 | | | | | | | | | | | | | |
| Canada—Other..... | 2,321 | 2.1 | 914 | 1,407 | 506 | 472 | 429 | 1,179 | 1.4 | 366 | 813 | 193 | 441 | 179 | | | | | | | | | | | | | |
| Newfoundland..... | 114 | 0.1 | 63 | 51 | 23 | 19 | 9 | 33 | | 15 | 18 | 6 | 10 | 2 | | | | | | | | | | | | | |
| West Indies..... | 86 | 0.1 | 44 | 42 | 16 | 17 | 9 | 328 | 1.0 | 303 | 525 | 148 | 252 | 126 | | | | | | | | | | | | | |
| Mexico..... | 4 | | 1 | 3 | 1 | 1 | 1 | 950 | 1.1 | 467 | 483 | 120 | 208 | 155 | | | | | | | | | | | | | |
| Central and South America..... | 188 | 0.2 | 118 | 70 | 34 | 25 | 11 | 1,357 | 1.6 | 948 | 409 | 103 | 191 | 115 | | | | | | | | | | | | | |
| All other..... | 82 | 0.1 | 37 | 45 | 16 | 20 | 9 | 263 | 0.3 | 110 | 153 | 44 | 77 | 32 | | | | | | | | | | | | | |
| NEW YORK, N. Y. | | | | | | | | | | | | | | BRONX BOROUGH | | | | | | | | | | | | | |
| All countries..... | 5,082,025 | 100.0 | 2,298,400 | 2,788,625 | 2,211,761 | 374,035 | 202,929 | 1,038,323 | 100.0 | 477,342 | 580,981 | 456,812 | 67,342 | 36,827 | | | | | | | | | | | | | |
| Europe: | | | | | | | | | | | | | | | | | | | | | | | | | | | |
| England..... | 178,708 | 3.5 | 78,003 | 100,700 | 49,205 | 29,357 | 22,048 | 28,270 | 2.7 | 12,732 | 15,538 | 7,740 | 4,347 | 3,442 | | | | | | | | | | | | | |
| Scotland..... | 71,187 | 1.4 | 38,536 | 32,652 | 18,761 | 7,852 | 6,049 | 10,963 | 1.1 | 5,892 | 5,071 | 2,969 | 1,193 | 909 | | | | | | | | | | | | | |
| Wales..... | 5,000 | 0.1 | 1,903 | 3,097 | 1,661 | 879 | 567 | 652 | 0.1 | 208 | 384 | 195 | 138 | 56 | | | | | | | | | | | | | |
| Northern Ireland..... | 77,972 | 1.5 | 27,821 | 50,151 | 34,702 | 7,475 | 7,974 | 12,398 | 1.2 | 4,278 | 8,120 | 5,607 | 1,223 | 1,290 | | | | | | | | | | | | | |
| Irish Free State..... | 535,034 | 10.5 | 192,810 | 342,224 | 245,514 | 45,345 | 51,365 | 96,000 | 9.3 | 34,638 | 62,371 | 45,165 | 8,204 | 9,002 | | | | | | | | | | | | | |
| Norway..... | 62,015 | 1.2 | 38,130 | 24,785 | 20,123 | 2,893 | 1,769 | 3,000 | 0.3 | 1,590 | 1,419 | 1,077 | 211 | 181 | | | | | | | | | | | | | |
| Sweden..... | 66,078 | 1.3 | 37,267 | 29,711 | 23,488 | 3,488 | 2,735 | 9,027 | 0.9 | 4,662 | 4,365 | 3,464 | 501 | 400 | | | | | | | | | | | | | |
| Denmark..... | 20,200 | 0.4 | 11,096 | 9,104 | 6,442 | 1,046 | 716 | 2,478 | 0.2 | 1,268 | 1,210 | 880 | 218 | 112 | | | | | | | | | | | | | |
| Netherlands..... | 11,620 | 0.2 | 5,335 | 6,285 | 4,073 | 1,599 | 613 | 1,804 | 0.2 | 748 | 1,116 | 709 | 234 | 113 | | | | | | | | | | | | | |
| Belgium..... | 5,641 | 0.1 | 3,854 | 2,037 | 1,210 | 505 | 372 | 713 | 0.1 | 443 | 270 | 161 | 71 | 38 | | | | | | | | | | | | | |
| Luxemburg..... | 19,595 | 0.4 | 9,895 | 9,700 | 6,141 | 2,207 | 1,262 | 3,242 | 0.3 | 1,561 | 1,681 | 1,107 | 374 | 200 | | | | | | | | | | | | | |
| Switzerland..... | 47,078 | 0.9 | 23,285 | 24,603 | 15,264 | 5,694 | 3,735 | 6,317 | 0.6 | 2,763 | 3,554 | 2,226 | 823 | 505 | | | | | | | | | | | | | |
| Germany..... | 600,084 | 11.8 | 237,588 | 362,496 | 267,765 | 72,954 | 31,777 | 106,574 | 10.3 | 43,340 | 63,225 | 46,264 | 11,608 | 5,353 | | | | | | | | | | | | | |
| Poland..... | 458,381 | 9.0 | 253,330 | 220,042 | 199,269 | 14,206 | 6,567 | 101,713 | 9.8 | 55,969 | 45,744 | 41,350 | 3,042 | 1,352 | | | | | | | | | | | | | |
| Czechoslovakia..... | 72,282 | 1.4 | 35,318 | 30,964 | 30,933 | 3,076 | 2,955 | 11,013 | 1.1 | 5,485 | 5,528 | 4,714 | 438 | 376 | | | | | | | | | | | | | |
| Austria..... | 288,978 | 5.7 | 127,100 | 161,899 | 137,805 | 10,229 | 7,776 | 83,648 | 8.1 | 36,899 | 46,749 | 40,359 | 4,332 | 2,058 | | | | | | | | | | | | | |
| Hungary..... | 115,093 | 2.3 | 59,883 | 65,215 | 46,839 | 5,153 | 3,223 | 38,140 | 3.7 | 19,871 | 18,269 | 15,732 | 1,514 | 1,023 | | | | | | | | | | | | | |
| Yugoslavia..... | 10,634 | 0.2 | 6,450 | 4,184 | 3,092 | 293 | 199 | 1,167 | 0.1 | 726 | 431 | 380 | 33 | 18 | | | | | | | | | | | | | |
| Russia..... | 945,072 | 18.8 | 442,431 | 502,641 | 439,146 | 44,876 | 18,620 | 279,243 | 26.9 | 135,210 | 144,033 | 120,798 | 11,889 | 5,346 | | | | | | | | | | | | | |
| Latvia..... | 9,013 | 0.2 | 5,172 | 3,841 | 3,350 | 365 | 136 | 2,763 | 0.3 | 1,630 | 1,123 | 1,015 | 90 | 18 | | | | | | | | | | | | | |
| Lithuania..... | 31,173 | 0.6 | 15,005 | 10,108 | 14,730 | 1,127 | 311 | 3,031 | 0.4 | 1,972 | 1,959 | 1,700 | 148 | 51 | | | | | | | | | | | | | |
| Finland..... | 20,043 | 0.4 | 13,224 | 6,819 | 5,950 | 367 | 502 | 5,204 | 0.5 | 3,149 | 2,055 | 1,770 | 132 | 153 | | | | | | | | | | | | | |
| Rumania..... | 98,479 | 1.8 | 40,750 | 40,729 | 40,416 | 4,335 | 1,978 | 30,514 | 2.9 | 15,661 | 14,853 | 12,049 | 1,251 | 663 | | | | | | | | | | | | | |
| Bulgaria..... | 900 | | 578 | 322 | 279 | 30 | 13 | 218 | | 115 | 93 | 90 | 9 | 4 | | | | | | | | | | | | | |
| Turkey in Europe..... | 1,216 | | 747 | 469 | 426 | 31 | 12 | 261 | | 164 | 87 | 79 | 5 | 3 | | | | | | | | | | | | | |
| Greece..... | 43,833 | 0.9 | 27,182 | 10,651 | 15,036 | 1,525 | 90 | 5,434 | 0.5 | 3,054 | 2,380 | 2,110 | 248 | 160 | | | | | | | | | | | | | |
| Italy..... | 1,070,355 | 21.1 | 440,250 | 630,105 | 537,059 | 79,010 | 14,036 | 165,004 | 15.9 | 67,732 | 97,272 | 82,888 | 12,264 | 2,120 | | | | | | | | | | | | | |
| Spain..... | 22,501 | 0.4 | 13,992 | 8,509 | 6,000 | 2,124 | 485 | 1,385 | 0.1 | 727 | 658 | 407 | 201 | 60 | | | | | | | | | | | | | |
| Portugal..... | 3,494 | 0.1 | 2,231 | 1,263 | 803 | 297 | 58 | 429 | | 276 | 163 | 126 | 22 | 5 | | | | | | | | | | | | | |
| Other Europe..... | 8,344 | 0.2 | 4,844 | 3,500 | 2,897 | 383 | 220 | 1,165 | 0.1 | 612 | 543 | 439 | 44 | 60 | | | | | | | | | | | | | |
| Asia: | | | | | | | | | | | | | | | | | | | | | | | | | | | |
| Syria..... | 11,799 | 0.2 | 6,065 | 5,734 | 5,291 | 362 | 81 | 150 | | 87 | 69 | 46 | 22 | 1 | | | | | | | | | | | | | |
| Turkey in Asia..... | 23,462 | 0.5 | 14,368 | 9,094 | 8,526 | 454 | 114 | 5,208 | 0.5 | 3,176 | 2,302 | 1,894 | 105 | 33 | | | | | | | | | | | | | |
| Other Asia..... | 12,763 | 0.3 | 8,252 | 4,511 | 3,616 | 626 | | | | | | | | | | | | | | | | | | | | | |

COUNTRY OF ORIGIN OF THE FOREIGN WHITE STOCK

327

TABLE 11.—COUNTRY OF ORIGIN OF THE FOREIGN WHITE STOCK, BY NATIVITY AND PARENTAGE, FOR CITIES HAVING 100,000 INHABITANTS OR MORE: 1930—Continued

| COUNTRY OF ORIGIN | TOTAL FOREIGN WHITE STOCK | | Foreign-born white | NATIVE WHITE—FOREIGN OR MIXED PARENTAGE | | | | TOTAL FOREIGN WHITE STOCK | | Foreign-born white | NATIVE WHITE—FOREIGN OR MIXED PARENTAGE | | | | | | | | | | | | | | | | |
|--------------------------------|---------------------------|----------|--------------------|---|----------------------|----------------|----------------|---------------------------|----------|--------------------|---|----------------------|----------------|--------------------------|--|--|--|--|--|--|--|--|--|--|--|--|--|
| | Number | Per cent | | Total | Both parents foreign | Father foreign | Mother foreign | Number | Per cent | | Total | Both parents foreign | Father foreign | Mother foreign | | | | | | | | | | | | | |
| BROOKLYN BOROUGH | | | | | | | | | | | | | | MANHATTAN BOROUGH | | | | | | | | | | | | | |
| All countries..... | 1,995,723 | 100.0 | 868,770 | 1,126,953 | 911,412 | 144,468 | 71,075 | 1,260,492 | 100.0 | 641,618 | 608,874 | 488,830 | 76,155 | 43,889 | | | | | | | | | | | | | |
| Europe: | | | | | | | | | | | | | | | | | | | | | | | | | | | |
| England..... | 61,031 | 3.1 | 25,410 | 35,621 | 17,007 | 10,745 | 7,860 | 47,602 | 3.8 | 23,675 | 23,927 | 12,450 | 6,455 | 5,022 | | | | | | | | | | | | | |
| Scotland..... | 24,205 | 1.2 | 13,316 | 10,970 | 6,210 | 2,670 | 2,098 | 17,134 | 1.4 | 9,894 | 7,240 | 4,250 | 1,742 | 1,248 | | | | | | | | | | | | | |
| Wales..... | 1,393 | 0.1 | 460 | 933 | 481 | 287 | 165 | 1,710 | 0.1 | 770 | 940 | 526 | 228 | 189 | | | | | | | | | | | | | |
| Northern Ireland..... | 25,649 | 1.3 | 8,272 | 17,377 | 11,939 | 2,083 | 2,755 | 22,902 | 1.8 | 10,313 | 12,589 | 9,274 | 1,560 | 1,755 | | | | | | | | | | | | | |
| Irish Free State..... | 152,269 | 7.6 | 45,290 | 106,970 | 75,492 | 15,139 | 10,339 | 187,282 | 15.0 | 80,548 | 100,734 | 76,266 | 11,070 | 13,389 | | | | | | | | | | | | | |
| Norway..... | 41,266 | 2.1 | 20,142 | 15,124 | 12,631 | 1,507 | 926 | 5,610 | 0.4 | 3,037 | 1,582 | 1,131 | 253 | 198 | | | | | | | | | | | | | |
| Sweden..... | 20,429 | 1.5 | 16,147 | 13,282 | 10,754 | 1,491 | 1,037 | 13,727 | 1.1 | 9,498 | 4,229 | 3,234 | 488 | 507 | | | | | | | | | | | | | |
| Denmark..... | 8,525 | 0.4 | 4,844 | 3,681 | 2,681 | 739 | 261 | 4,177 | 0.3 | 2,772 | 1,405 | 993 | 202 | 120 | | | | | | | | | | | | | |
| Netherlands..... | 3,539 | 0.2 | 1,559 | 1,980 | 1,235 | 525 | 220 | 3,547 | 0.3 | 1,912 | 1,635 | 1,149 | 353 | 133 | | | | | | | | | | | | | |
| Belgium..... | 1,483 | 0.1 | 884 | 599 | 342 | 149 | 108 | 2,380 | 0.2 | 1,702 | 588 | 385 | 122 | 81 | | | | | | | | | | | | | |
| Luxemburg..... | 88 | | 36 | 52 | 37 | 14 | 2 | 206 | | 130 | 67 | 40 | 26 | 1 | | | | | | | | | | | | | |
| Switzerland..... | 3,612 | 0.2 | 1,492 | 2,120 | 1,312 | 568 | 240 | 6,431 | 0.5 | 4,234 | 2,197 | 1,471 | 400 | 260 | | | | | | | | | | | | | |
| France..... | 10,055 | 0.5 | 3,580 | 6,475 | 3,817 | 1,506 | 1,002 | 10,600 | 0.8 | 12,231 | 7,369 | 4,716 | 1,509 | 1,054 | | | | | | | | | | | | | |
| Germany..... | 152,008 | 7.6 | 56,134 | 95,874 | 63,204 | 10,413 | 8,317 | 141,719 | 11.3 | 69,111 | 72,608 | 52,280 | 15,060 | 5,259 | | | | | | | | | | | | | |
| Poland..... | 210,895 | 10.6 | 106,714 | 104,181 | 94,521 | 6,059 | 3,001 | 104,470 | 8.4 | 50,120 | 45,350 | 41,090 | 2,273 | 1,087 | | | | | | | | | | | | | |
| Czechoslovakia..... | 8,737 | 0.4 | 4,110 | 4,627 | 3,775 | 509 | 343 | 32,873 | 2.6 | 17,222 | 15,351 | 13,194 | 1,002 | 1,155 | | | | | | | | | | | | | |
| Austria..... | 113,220 | 5.7 | 47,471 | 65,755 | 56,406 | 6,575 | 2,774 | 65,762 | 5.3 | 32,120 | 33,623 | 29,047 | 3,128 | 1,448 | | | | | | | | | | | | | |
| Hungary..... | 24,893 | 1.2 | 11,198 | 13,695 | 11,426 | 1,448 | 821 | 34,677 | 2.8 | 19,651 | 15,026 | 12,854 | 1,401 | 771 | | | | | | | | | | | | | |
| Yugoslavia..... | 2,350 | 0.1 | 1,331 | 1,025 | 904 | 67 | 54 | 3,821 | 0.3 | 2,513 | 1,308 | 1,108 | 93 | 47 | | | | | | | | | | | | | |
| Russia..... | 470,963 | 24.0 | 219,483 | 260,480 | 227,579 | 23,010 | 9,801 | 141,817 | 11.3 | 69,085 | 72,132 | 63,278 | 6,667 | 2,197 | | | | | | | | | | | | | |
| Latvia..... | 4,020 | 0.2 | 2,187 | 1,833 | 1,602 | 161 | 70 | 1,657 | 0.1 | 1,040 | 608 | 496 | 73 | 39 | | | | | | | | | | | | | |
| Lithuania..... | 18,367 | 0.9 | 8,940 | 9,427 | 8,085 | 166 | 106 | 3,089 | 0.3 | 1,888 | 1,801 | 1,611 | 144 | 40 | | | | | | | | | | | | | |
| Finland..... | 6,589 | 0.3 | 3,409 | 2,120 | 1,894 | 89 | 137 | 6,273 | 0.5 | 4,910 | 1,863 | 1,203 | 59 | 101 | | | | | | | | | | | | | |
| Rumania..... | 41,029 | 2.1 | 19,240 | 21,789 | 18,906 | 1,997 | 886 | 16,943 | 1.4 | 7,459 | 7,488 | 6,461 | 729 | 298 | | | | | | | | | | | | | |
| Bulgaria..... | 254 | | 147 | 107 | 88 | 15 | 4 | 321 | | 244 | 77 | 74 | 1 | 2 | | | | | | | | | | | | | |
| Turkey in Europe..... | 380 | | 191 | 189 | 182 | 6 | 2 | 426 | | 204 | 132 | 113 | 12 | 7 | | | | | | | | | | | | | |
| Greece..... | 10,682 | 0.5 | 6,073 | 4,509 | 4,025 | 458 | 26 | 21,217 | 1.7 | 14,193 | 7,024 | 6,486 | 514 | 24 | | | | | | | | | | | | | |
| Italy..... | 487,344 | 24.4 | 193,435 | 293,909 | 249,273 | 38,051 | 6,585 | 280,702 | 20.8 | 117,740 | 142,962 | 125,755 | 14,311 | 2,806 | | | | | | | | | | | | | |
| Spain..... | 6,400 | 0.3 | 3,040 | 2,751 | 1,948 | 706 | 97 | 12,220 | 1.0 | 8,273 | 3,953 | 2,802 | 891 | 260 | | | | | | | | | | | | | |
| Portugal..... | 1,498 | 0.1 | 872 | 626 | 444 | 161 | 21 | 1,126 | 0.1 | 849 | 277 | 199 | 55 | 23 | | | | | | | | | | | | | |
| Other Europe..... | 2,250 | 0.1 | 1,100 | 1,150 | 967 | 123 | 60 | 3,677 | 0.3 | 2,539 | 1,138 | 941 | 143 | 54 | | | | | | | | | | | | | |
| Asia: | | | | | | | | | | | | | | | | | | | | | | | | | | | |
| Syria..... | 10,472 | 0.5 | 5,353 | 5,119 | 4,783 | 278 | 58 | 944 | 0.1 | 508 | 430 | 387 | 33 | 10 | | | | | | | | | | | | | |
| Turkey in Asia..... | 5,607 | 0.3 | 3,156 | 2,411 | 2,226 | 153 | 32 | 9,702 | 0.8 | 6,084 | 3,618 | 3,464 | 119 | 35 | | | | | | | | | | | | | |
| Other Asia..... | 3,032 | 0.2 | 2,475 | 1,457 | 1,161 | 200 | 90 | 4,798 | 0.4 | 3,388 | 1,410 | 1,163 | 165 | 82 | | | | | | | | | | | | | |
| America: | | | | | | | | | | | | | | | | | | | | | | | | | | | |
| Canada—French..... | 4,314 | 0.2 | 1,798 | 2,516 | 1,245 | 633 | 588 | 5,002 | 0.4 | 2,732 | 2,270 | 1,258 | 493 | 519 | | | | | | | | | | | | | |
| Canada—Other..... | 20,002 | 1.0 | 10,460 | 9,530 | 3,570 | 3,069 | 2,897 | 19,992 | 1.6 | 11,539 | 8,453 | 3,284 | 2,569 | 2,010 | | | | | | | | | | | | | |
| Newfoundland..... | 5,540 | 0.3 | 3,600 | 1,934 | 1,343 | 295 | 296 | 781 | 0.1 | 519 | 202 | 147 | 62 | 58 | | | | | | | | | | | | | |
| West Indies..... | 5,073 | 0.3 | 3,152 | 1,921 | 932 | 603 | 326 | 6,747 | 0.5 | 7,132 | 2,615 | 1,563 | 687 | 835 | | | | | | | | | | | | | |
| Mexico..... | 722 | | 496 | 226 | 87 | 92 | 47 | 2,076 | 0.2 | 1,561 | 515 | 262 | 143 | 110 | | | | | | | | | | | | | |
| Central and South America..... | 4,855 | 0.2 | 3,440 | 1,406 | 681 | 491 | 234 | 9,570 | 0.8 | 7,809 | 1,761 | 1,010 | 480 | 271 | | | | | | | | | | | | | |
| All other..... | 2,761 | 0.1 | 1,034 | 1,127 | 617 | 340 | 170 | 2,577 | 0.2 | 1,760 | 811 | 446 | 231 | 134 | | | | | | | | | | | | | |
| QUEENS BOROUGH | | | | | | | | | | | | | | RICHMOND BOROUGH | | | | | | | | | | | | | |
| All countries..... | 693,890 | 100.0 | 266,150 | 427,740 | 308,464 | 75,358 | 43,918 | 103,597 | 100.0 | 39,520 | 64,077 | 46,243 | 10,714 | 7,120 | | | | | | | | | | | | | |
| Europe: | | | | | | | | | | | | | | | | | | | | | | | | | | | |
| England..... | 85,842 | 5.2 | 13,809 | 21,973 | 10,434 | 6,670 | 4,800 | 5,958 | 5.8 | 2,317 | 3,641 | 1,655 | 1,140 | 846 | | | | | | | | | | | | | |
| Scotland..... | 15,744 | 2.3 | 7,801 | 7,833 | 4,478 | 1,924 | 1,481 | 3,051 | 2.9 | 1,572 | 1,479 | 844 | 317 | 318 | | | | | | | | | | | | | |
| Wales..... | 1,009 | 0.1 | 310 | 699 | 377 | 199 | 133 | 236 | 0.2 | 95 | 141 | 72 | 42 | 27 | | | | | | | | | | | | | |
| Northern Ireland..... | 15,618 | 2.3 | 4,480 | 11,138 | 7,356 | 1,830 | 1,952 | 1,405 | 1.4 | 478 | 927 | 526 | 179 | 222 | | | | | | | | | | | | | |
| Irish Free State..... | 84,409 | 12.2 | 22,659 | 61,750 | 41,844 | 9,495 | 10,600 | 14,165 | 13.7 | 8,766 | 10,399 | 6,747 | 1,517 | 2,135 | | | | | | | | | | | | | |
| Norway..... | 6,431 | 0.9 | 2,959 | 3,472 | 2,669 | 602 | 301 | 6,690 | 6.5 | 3,502 | 3,183 | 2,615 | 360 | 213 | | | | | | | | | | | | | |
| Sweden..... | 12,194 | 1.8 | 5,646 | 6,548 | 5,094 | 860 | 684 | 2,001 | 2.5 | 1,314 | 1,287 | 1,032 | 148 | 107 | | | | | | | | | | | | | |
| Denmark..... | 3,915 | 0.6 | 1,796 | 2,209 | 1,453 | 575 | 181 | 1,105 | 1.1 | 600 | 599 | 435 | 122 | 42 | | | | | | | | | | | | | |
| Netherlands..... | 2,319 | 0.3 | 940 | 1,379 | 814 | 433 | 132 | 351 | 0.3 | 176 | 175 | 106 | 54 | 15 | | | | | | | | | | | | | |
| Belgium..... | 1,174 | 0.2 | 624 | 550 | 276 | 153 | 122 | 191 | 0.2 | 111 | 80 | 47 | 10 | 23 | | | | | | | | | | | | | |
| Luxemburg..... | 173 | | 81 | 92 | 61 | 21 | 10 | 5 | | 1 | 4 | 3 | 1 | 79 | | | | | | | | | | | | | |
| Switzerland..... | 5,609 | 0.8 | 2,828 | 3,281 | 2,014 | 790 | 477 | 701 | 0.7 | 280 | 431 | 237 | 105 | 70 | | | | | | | | | | | | | |
| France..... | 10,825 | 1.6 | 4,227 | 6,598 | 4,097 | 1,533 | 968 | 1,181 | 1.1 | 484 | 697 | 408 | 143 | 146 | | | | | | | | | | | | | |
| Germany..... | 184,643 | 26.6 | 64,007 | 120,636 | 84,155 | 24,789 | 11,692 | 15,030 | 14.0 | 4,987 | 10,093 | 6,853 | 2,084 | 1,156 | | | | | | | | | | | | | |
| Poland..... | 35,390 | 5.1 | 14,344 | 21,046 | 18,153 | 1,951 | 942 | 5,913 | 5.7 | 2,192 | 3,721 | 3,255 | 281 | 185 | | | | | | | | | | | | | |
| Czechoslovakia..... | 13,790 | 2.7 | 8,659 | 10,731 | 8,681 | 1,061 | 1,019 | 1,109 | 1.1 | 442 | 727 | 599 | 66 | 62 | | | | | | | | | | | | | |
| Austria..... | 24,323 | 3.5 | 9,885 | 14,438 | 11,069 | 2,046 | 1,328 | 2,029 | 2.0 | 785 | 1,244 | 924 | 148 | 172 | | | | | | | | | | | | | |
| Hungary..... | 15,849 | 2.3 | 8,484 | 7,365 | 6,080 | 742 | 537 | 1,539 | 1.5 | 679 | 860 | 741 | 48 | 71 | | | | | | | | | | | | | |
| Yugoslavia..... | 2,026 | 0.4 | 1,683 | 1,243 | 1,082 | 85 | 76 | 374 | 0.4 | 197 | 177 | 158 | 15 | 4 | | | | | | | | | | | | | |
| Russia..... | 40,426 | 5.8 | 16,571 | 23,855 | 19,720 | 3,043 | 1,086 | 3,623 | 3.5 | 1,482 | 2,141 | 1,765 | 276 | 100 | | | | | | | | | | | | | |
| Latvia..... | 518 | 0.1 | 269 | 249 | 214 | 26 | 9 | 65 | 0.1 | 37 | 28 | 23 | 6 | 6 | | | | | | | | | | | | | |
| Lithuania..... | 4,901 | 0.7 | 2,085 | 2,816 | 2,547 | 226 | 43 | 285 | 0.3 | 129 | 165 | 127 | 33 | 5 | | | | | | | | | | | | | |
| Finland..... | 2,117 | 0.3 | 1,193 | 919 | 764 | 70 | 65 | 860 | 0.8 | 408 | 362 | 329 | 17 | 16 | | | | | | | | | | | | | |
| Rumania..... | 4,753 | 0.7 | 2,280 | 2,473 | 1,990 | 350 | 193 | 240 | 0.2 | 114 | 126 | 110 | 8 | 8 | | | | | | | | | | | | | |
| Bulgaria..... | 98 | | 66 | 32 | 25 | 4 | 3 | 9 | | 3 | 2 | 1 | 1 | 1 | | | | | | | | | | | | | |
| Turkey in Europe..... | 156 | | 96 | 59 | 51 | 8 | 5 | 4 | | 2 | 2 | 1 | 1 | 1 | | | | | | | | | | | | | |
| Greece..... | 6,119 | 0.9 | 3,611 | 2,698 | 2,212 | 278 | 23 | 481 | 0.5 | 251 | 230 | 197 | 32 | 1 | | | | | | | | | | | | | |
| Italy..... | 127,381 | 18.4 | 50,307 | 77,074 | 63,672 | 11,504 | 1,893 | 29,924 | 28.0 | 11,036 | 18,888 | 15,471 | 2,880 | 537 | | | | | | | | | | | | | |
| Spain..... | 2,154 | 0.3 | 1,146 | 1,008 | 655 | 282 | 71 | 336 | 0.3 | 107 | 139 | 88 | 44 | 7 | | | | | | | | | | | | | |
| Portugal..... | 382 | 0.1 | 187 | 175 | 117 | 49 | 9 | 79 | 0.1 | 47 | 32 | 22 | 10 | 7 | | | | | | | | | | | | | |
| Other Europe..... | 1,137 | 0.2 | 556 | 581 | 470 | 63 | 39 | 125 | 0.1 | 37 | 88 | | | | | | | | | | | | | | | | |

POPULATION

TABLE 11.—COUNTRY OF ORIGIN OF THE FOREIGN WHITE STOCK, BY NATIVITY AND PARENTAGE, FOR CITIES HAVING 100,000 INHABITANTS OR MORE: 1930—Continued

| COUNTRY OF ORIGIN | TOTAL FOREIGN WHITE STOCK | | Foreign-born white | NATIVE WHITE—FOREIGN OR MIXED PARENTAGE | | | | TOTAL FOREIGN WHITE STOCK | | Foreign-born white | NATIVE WHITE—FOREIGN OR MIXED PARENTAGE | | | | | | |
|--------------------------------|---------------------------|----------|--------------------|---|----------------------|----------------|----------------|---------------------------|----------|--------------------|---|----------------------|-----------------|----------------|--|--|--|
| | Number | Per cent | | Total | Both parents foreign | Father foreign | Mother foreign | Number | Per cent | | Total | Both parents foreign | Father foreign | Mother foreign | | | |
| NORFOLK, VA. | | | | | | | | | | | | | OAKLAND, CALIF. | | | | |
| All countries..... | 12,827 | 100.0 | 4,339 | 8,488 | 5,099 | 2,389 | 1,000 | 135,718 | 100.0 | 49,488 | 86,230 | 52,856 | 23,119 | 11,255 | | | |
| Europe: | | | | | | | | | | | | | | | | | |
| England..... | 1,352 | 10.5 | 401 | 951 | 295 | 412 | 244 | 14,638 | 10.8 | 5,236 | 9,402 | 4,185 | 3,276 | 1,941 | | | |
| Scotland..... | 438 | 3.4 | 147 | 291 | 127 | 115 | 49 | 5,703 | 4.2 | 2,483 | 3,220 | 1,747 | 989 | 520 | | | |
| Wales..... | 53 | 0.4 | 9 | 44 | 20 | 20 | 4 | 1,165 | 0.9 | 350 | 806 | 420 | 254 | 132 | | | |
| Northern Ireland..... | 186 | 1.5 | 42 | 144 | 68 | 47 | 29 | 2,697 | 2.0 | 680 | 2,017 | 1,150 | 559 | 308 | | | |
| Irish Free State..... | 1,033 | 8.1 | 151 | 882 | 472 | 260 | 144 | 10,594 | 7.8 | 2,495 | 8,099 | 5,091 | 1,671 | 1,337 | | | |
| Norway..... | 214 | 1.7 | 99 | 115 | 45 | 47 | 23 | 3,063 | 2.9 | 1,564 | 2,399 | 1,530 | 543 | 317 | | | |
| Sweden..... | 268 | 2.1 | 102 | 160 | 88 | 68 | 10 | 7,787 | 5.7 | 3,184 | 4,603 | 3,283 | 816 | 504 | | | |
| Denmark..... | 123 | 1.0 | 54 | 69 | 40 | 25 | 4 | 5,024 | 3.7 | 1,840 | 3,184 | 2,271 | 670 | 243 | | | |
| Netherlands..... | 141 | 1.1 | 63 | 78 | 45 | 18 | 15 | 907 | 0.7 | 378 | 529 | 200 | 175 | 85 | | | |
| Belgium..... | 18 | 0.1 | 13 | 5 | 4 | 1 | --- | 325 | 0.2 | 140 | 176 | 92 | 62 | 22 | | | |
| Luxemburg..... | 7 | 0.1 | 1 | 6 | 4 | --- | --- | 65 | --- | 21 | 44 | 17 | 13 | 14 | | | |
| Switzerland..... | 47 | 0.4 | 14 | 33 | 19 | 5 | 0 | 2,075 | 1.5 | 681 | 1,394 | 861 | 363 | 170 | | | |
| France..... | 185 | 1.4 | 46 | 139 | 55 | 49 | 35 | 3,809 | 2.8 | 1,334 | 2,475 | 1,516 | 663 | 296 | | | |
| Germany..... | 1,027 | 12.7 | 316 | 1,311 | 730 | 472 | 109 | 18,156 | 13.4 | 4,778 | 13,378 | 8,343 | 3,661 | 1,374 | | | |
| Poland..... | 498 | 3.9 | 213 | 285 | 248 | 25 | 12 | 1,417 | 1.0 | 617 | 800 | 618 | 131 | 51 | | | |
| Czechoslovakia..... | 57 | 0.4 | 13 | 44 | 32 | 6 | 6 | 649 | 0.5 | 245 | 404 | 293 | 79 | 32 | | | |
| Austria..... | 173 | 1.3 | 40 | 124 | 81 | 36 | 7 | 2,096 | 1.5 | 858 | 1,238 | 928 | 249 | 61 | | | |
| Hungary..... | 52 | 0.4 | 23 | 29 | 18 | 6 | 5 | 731 | 0.5 | 341 | 390 | 324 | 30 | 36 | | | |
| Yugoslavia..... | 5 | --- | 4 | 1 | --- | --- | --- | 1,813 | 1.3 | 923 | 890 | 736 | 137 | 17 | | | |
| Russia..... | 2,518 | 19.6 | 999 | 1,519 | 1,317 | 189 | 63 | 2,709 | 2.0 | 1,156 | 1,544 | 1,205 | 226 | 113 | | | |
| Latvia..... | 250 | 1.9 | 110 | 131 | 116 | 9 | 6 | 1,103 | 0.1 | 71 | 32 | 25 | 8 | 1 | | | |
| Lithuania..... | 221 | 1.7 | 103 | 118 | 101 | 9 | 8 | 143 | 0.1 | 78 | 65 | 57 | 8 | --- | | | |
| Finland..... | 60 | 0.5 | 37 | 23 | 17 | 4 | 2 | 893 | 0.7 | 385 | 508 | 381 | 74 | 53 | | | |
| Rumania..... | 70 | 0.5 | 27 | 43 | 38 | 4 | 1 | 360 | 0.3 | 184 | 176 | 130 | 30 | 16 | | | |
| Bulgaria..... | 5 | --- | 5 | --- | --- | --- | --- | 21 | --- | 12 | 9 | 3 | --- | --- | | | |
| Turkey in Europe..... | 5 | --- | 5 | --- | --- | --- | --- | 10 | --- | 7 | 3 | --- | --- | --- | | | |
| Greece..... | 600 | 4.7 | 345 | 255 | 201 | 54 | --- | 1,293 | 1.0 | 772 | 521 | 340 | 174 | 7 | | | |
| Italy..... | 1,078 | 8.4 | 373 | 705 | 501 | 191 | 13 | 14,302 | 10.5 | 6,850 | 7,952 | 6,255 | 1,430 | 267 | | | |
| Spain..... | 85 | 0.7 | 49 | 36 | 10 | 18 | 2 | 1,033 | 0.8 | 433 | 600 | 300 | 118 | 92 | | | |
| Portugal..... | 55 | 0.4 | 21 | 34 | 9 | 23 | 2 | 12,351 | 9.1 | 3,333 | 8,518 | 6,148 | 1,802 | 568 | | | |
| Other Europe..... | 90 | 0.7 | 21 | 69 | 46 | 13 | 10 | 126 | 0.1 | 50 | 76 | 51 | 18 | 7 | | | |
| Asia: | | | | | | | | | | | | | | | | | |
| Syria..... | 238 | 1.9 | 86 | 152 | 125 | 21 | 6 | 174 | 0.1 | 73 | 101 | 78 | 18 | 5 | | | |
| Turkey in Asia..... | 69 | 0.5 | 33 | 26 | 19 | 7 | --- | 163 | 0.1 | 94 | 69 | 54 | 13 | 2 | | | |
| Other Asia..... | 66 | 0.5 | 38 | 28 | 14 | 11 | 3 | 596 | 0.4 | 294 | 302 | 229 | 44 | 20 | | | |
| America: | | | | | | | | | | | | | | | | | |
| Canada—French..... | 129 | 1.0 | 24 | 105 | 37 | 48 | 20 | 1,380 | 1.0 | 404 | 976 | 409 | 346 | 221 | | | |
| Canada—Other..... | 650 | 5.1 | 213 | 446 | 127 | 189 | 130 | 11,062 | 8.2 | 4,823 | 6,239 | 1,915 | 2,569 | 1,755 | | | |
| Newfoundland..... | 17 | 0.1 | 6 | 11 | 4 | 7 | --- | 81 | 0.1 | 40 | 41 | 18 | 10 | 13 | | | |
| West Indies..... | 41 | 0.3 | 20 | 21 | 7 | 6 | --- | 77 | 0.1 | 36 | 41 | 13 | 15 | 13 | | | |
| Mexico..... | 22 | 0.2 | 4 | 18 | --- | 10 | 8 | 709 | 0.5 | 318 | 391 | 151 | 122 | 118 | | | |
| Central and South America..... | 31 | 0.2 | 24 | 7 | 2 | 3 | 2 | 628 | 0.5 | 347 | 281 | 101 | 100 | 71 | | | |
| All other..... | 50 | 0.4 | 32 | 24 | 9 | 12 | 3 | 3,899 | 2.9 | 1,607 | 2,292 | 1,217 | 642 | 483 | | | |
| OKLAHOMA CITY, OKLA. | | | | | | | | | | | | | OMAHA, NEBR. | | | | |
| All countries..... | 14,854 | 100.0 | 3,143 | 11,711 | 5,519 | 4,288 | 1,904 | 93,224 | 100.0 | 28,788 | 64,436 | 42,802 | 14,126 | 7,508 | | | |
| Europe: | | | | | | | | | | | | | | | | | |
| England..... | 1,709 | 11.5 | 317 | 1,392 | 410 | 663 | 310 | 4,343 | 4.7 | 1,083 | 3,260 | 1,209 | 1,232 | 759 | | | |
| Scotland..... | 548 | 3.7 | 100 | 448 | 182 | 179 | 87 | 1,637 | 1.8 | 434 | 1,203 | 557 | 416 | 230 | | | |
| Wales..... | 138 | 0.9 | 17 | 121 | 48 | 48 | 25 | 313 | 0.3 | 47 | 266 | 121 | 90 | 46 | | | |
| Northern Ireland..... | 379 | 2.6 | 43 | 336 | 150 | 144 | 42 | 1,417 | 1.5 | 266 | 1,151 | 613 | 342 | 196 | | | |
| Irish Free State..... | 1,262 | 8.4 | 103 | 1,149 | 550 | 430 | 169 | 6,765 | 7.3 | 993 | 5,772 | 3,468 | 1,533 | 78 | | | |
| Norway..... | 208 | 1.4 | 32 | 171 | 93 | 45 | 33 | 1,335 | 1.4 | 307 | 1,028 | 629 | 212 | 187 | | | |
| Sweden..... | 584 | 3.9 | 138 | 446 | 258 | 138 | 50 | 3,886 | 9.5 | 2,977 | 5,909 | 4,138 | 1,778 | 593 | | | |
| Denmark..... | 232 | 1.6 | 59 | 173 | 80 | 69 | 24 | 7,057 | 7.6 | 2,591 | 4,496 | 3,201 | 876 | 419 | | | |
| Netherlands..... | 101 | 0.7 | 19 | 82 | 37 | 31 | 14 | 357 | 0.4 | 85 | 272 | 123 | 99 | 50 | | | |
| Belgium..... | 42 | 0.3 | 17 | 25 | 15 | 7 | 3 | 540 | 0.6 | 268 | 272 | 206 | 36 | 30 | | | |
| Luxemburg..... | 8 | 0.1 | 1 | 7 | 5 | 2 | --- | 117 | 0.1 | 14 | 103 | 55 | 35 | 13 | | | |
| Switzerland..... | 245 | 1.6 | 30 | 215 | 88 | 93 | 34 | 681 | 0.7 | 147 | 534 | 277 | 181 | 76 | | | |
| France..... | 404 | 3.1 | 65 | 339 | 155 | 155 | 84 | 759 | 0.8 | 151 | 608 | 297 | 205 | 106 | | | |
| Germany..... | 4,300 | 28.9 | 673 | 3,627 | 1,859 | 1,280 | 488 | 16,143 | 17.3 | 3,700 | 12,443 | 7,866 | 3,052 | 1,525 | | | |
| Poland..... | 278 | 1.9 | 100 | 178 | 141 | 20 | 17 | 7,578 | 8.1 | 2,546 | 5,032 | 3,071 | 817 | 244 | | | |
| Czechoslovakia..... | 815 | 5.5 | 256 | 559 | 367 | 123 | 69 | 11,723 | 12.6 | 3,946 | 7,777 | 5,716 | 1,175 | 886 | | | |
| Austria..... | 229 | 1.5 | 51 | 178 | 103 | 38 | 37 | 1,591 | 1.7 | 520 | 1,071 | 748 | 204 | 119 | | | |
| Hungary..... | 82 | 0.6 | 22 | 60 | 36 | 17 | 7 | 684 | 0.7 | 241 | 435 | 359 | 34 | 42 | | | |
| Yugoslavia..... | 37 | 0.2 | 15 | 22 | 4 | 14 | 4 | 1,536 | 1.6 | 646 | 890 | 749 | 130 | 11 | | | |
| Russia..... | 647 | 4.4 | 233 | 414 | 284 | 92 | 38 | 4,574 | 4.9 | 2,084 | 2,490 | 2,097 | 263 | 130 | | | |
| Latvia..... | 11 | 0.1 | 6 | 5 | 3 | 2 | --- | 247 | 0.3 | 127 | 120 | 113 | 7 | --- | | | |
| Lithuania..... | 35 | 0.2 | 17 | 18 | 9 | 9 | --- | 1,080 | 1.2 | 439 | 641 | 559 | 71 | 11 | | | |
| Finland..... | 7 | --- | 3 | 4 | 4 | --- | --- | 38 | --- | 13 | 25 | 17 | 1 | --- | | | |
| Rumania..... | 52 | 0.4 | 18 | 34 | 25 | 8 | 1 | 496 | 0.5 | 250 | 246 | 185 | 39 | 22 | | | |
| Bulgaria..... | 20 | 0.1 | 10 | 10 | 2 | 8 | --- | 35 | --- | 17 | 18 | 7 | 10 | 1 | | | |
| Turkey in Europe..... | 5 | --- | 5 | --- | --- | --- | --- | 5 | --- | 3 | 2 | --- | --- | --- | | | |
| Greece..... | 290 | 2.0 | 157 | 133 | 79 | 54 | --- | 515 | 0.6 | 301 | 214 | 128 | 83 | 3 | | | |
| Italy..... | 175 | 1.2 | 38 | 137 | 78 | 50 | 9 | 7,860 | 8.4 | 3,221 | 4,639 | 4,105 | 491 | 43 | | | |
| Spain..... | 50 | 0.3 | 15 | 35 | 17 | 8 | 10 | 24 | --- | 6 | 18 | 9 | 6 | 3 | | | |
| Portugal..... | 4 | --- | 2 | 2 | 2 | --- | --- | 1 | --- | 1 | 1 | --- | --- | --- | | | |
| Other Europe..... | 53 | 0.4 | 5 | 48 | 26 | 13 | 9 | 327 | 0.4 | 88 | 239 | 163 | 32 | 44 | | | |
| Asia: | | | | | | | | | | | | | | | | | |
| Syria..... | 209 | 1.4 | 92 | 117 | 113 | 4 | --- | 402 | 0.4 | 144 | 258 | 221 | 80 | 7 | | | |
| Turkey in Asia..... | 18 | 0.1 | 8 | 10 | 5 | 4 | 1 | 28 | --- | 14 | 14 | 10 | 4 | --- | | | |
| Other Asia..... | 33 | 0.2 | 16 | 17 | 8 | 9 | --- | 66 | --- | 33 | 33 | 15 | 12 | 6 | | | |
| America: | | | | | | | | | | | | | | | | | |
| Canada—French..... | 228 | 1.5 | 54 | 174 | 62 | 69 | 43 | 544 | 0.6 | 109 | 435 | 155 | 161 | 119 | | | |
| Canada—Other..... | 1,201 | 8.1 | 307 | 894 | 196 | 429 | 269 | 3,142 | 3.4 | 859 | 2,303 | 536 | 1,003 | 704 | | | |
| Newfoundland..... | 3 | --- | 2 | 1 | 1 | --- | --- | 61 | 0.1 | 24 | 37 | 12 | 14 | 11 | | | |
| West Indies..... | 26 | 0.2 | 10 | 16 | --- | 12 | --- | 14 | --- | 4 | 10 | 1 | 5 | 4 | | | |
| Mexico..... | 76 | 0.5 | 59 | 17 | 3 | 6 | --- | 1 | | | | | | | | | |

COUNTRY OF ORIGIN OF THE FOREIGN WHITE STOCK

TABLE 11.—COUNTRY OF ORIGIN OF THE FOREIGN WHITE STOCK, BY NATIVITY AND PARENTAGE, FOR CITIES HAVING 100,000 INHABITANTS OR MORE: 1930—Continued

| COUNTRY OF ORIGIN | TOTAL FOREIGN WHITE STOCK | | Foreign-born white | NATIVE WHITE—FOREIGN OR MIXED PARENTAGE | | | | TOTAL FOREIGN WHITE STOCK | | Foreign-born white | NATIVE WHITE—FOREIGN OR MIXED PARENTAGE | | | | | |
|--------------------------------|---------------------------|----------|--------------------|---|----------------------|----------------|----------------|---------------------------|-----------------|--------------------|---|----------------------|----------------|----------------|--|--|
| | Number | Per cent | | Total | Both parents foreign | Father foreign | Mother foreign | Number | Per cent | | Total | Both parents foreign | Father foreign | Mother foreign | | |
| | | | | | | | | | | | | | | | | |
| | PATERSON, N. J. | | | | | | | | PEORIA, ILL. | | | | | | | |
| All countries..... | 101,586 | 100.0 | 42,609 | 58,977 | 48,180 | 8,541 | 5,277 | 27,977 | 100.0 | 6,788 | 21,241 | 12,644 | 5,718 | 2,879 | | |
| Europe: | | | | | | | | | | | | | | | | |
| England..... | 7,027 | 7.5 | 2,727 | 4,900 | 2,558 | 1,328 | 1,014 | 2,815 | 10.1 | 685 | 2,130 | 870 | 782 | 478 | | |
| Scotland..... | 4,175 | 4.1 | 1,804 | 2,371 | 1,891 | 468 | 512 | 907 | 3.2 | 242 | 605 | 291 | 231 | 143 | | |
| Wales..... | 83 | 0.1 | 25 | 58 | 35 | 15 | 8 | 194 | 0.7 | 27 | 197 | 77 | 55 | 35 | | |
| Northern Ireland..... | 3,071 | 3.0 | 993 | 2,078 | 1,325 | 348 | 405 | 458 | 1.6 | 63 | 305 | 231 | 93 | 71 | | |
| Irish Free State..... | 6,076 | 6.0 | 1,438 | 4,638 | 3,171 | 733 | 734 | 2,923 | 10.4 | 344 | 2,579 | 1,665 | 604 | 350 | | |
| Norway..... | 53 | 0.1 | 19 | 34 | 26 | 6 | 2 | 180 | 0.6 | 38 | 142 | 79 | 33 | 30 | | |
| Sweden..... | 250 | 0.2 | 92 | 158 | 117 | 19 | 22 | 1,637 | 5.5 | 449 | 1,088 | 757 | 226 | 105 | | |
| Denmark..... | 126 | 0.1 | 54 | 72 | 49 | 18 | 5 | 282 | 1.0 | 96 | 186 | 98 | 52 | 36 | | |
| Netherlands..... | 7,505 | 7.4 | 2,713 | 4,852 | 3,303 | 922 | 627 | 145 | 0.5 | 30 | 115 | 66 | 38 | 11 | | |
| Belgium..... | 1,301 | 1.3 | 705 | 656 | 467 | 107 | 82 | 213 | 0.8 | 97 | 110 | 80 | 31 | 5 | | |
| Luxemburg..... | 12 | | 8 | 4 | 4 | | | 4 | | 1 | 3 | 3 | | | | |
| Switzerland..... | 2,122 | 2.1 | 911 | 1,211 | 847 | 232 | 182 | 885 | 3.2 | 223 | 662 | 387 | 199 | 76 | | |
| France..... | 2,045 | 2.0 | 1,121 | 924 | 691 | 212 | 121 | 950 | 3.4 | 201 | 749 | 409 | 231 | 109 | | |
| Germany..... | 8,571 | 8.4 | 3,402 | 5,109 | 3,540 | 988 | 576 | 11,401 | 40.8 | 2,244 | 9,157 | 5,600 | 2,424 | 1,133 | | |
| Poland..... | 11,107 | 11.0 | 5,710 | 5,481 | 5,094 | 335 | 142 | 376 | 1.3 | 154 | 222 | 184 | 31 | 7 | | |
| Czechoslovakia..... | 512 | 0.5 | 230 | 282 | 235 | 14 | 33 | 169 | 0.6 | 55 | 114 | 73 | 25 | 16 | | |
| Austria..... | 1,577 | 1.6 | 652 | 925 | 750 | 98 | 71 | 439 | 1.6 | 100 | 279 | 193 | 51 | 35 | | |
| Hungary..... | 1,318 | 1.3 | 598 | 720 | 631 | 52 | 37 | 236 | 0.8 | 113 | 123 | 90 | 19 | 14 | | |
| Yugoslavia..... | 7 | | 7 | | | | | 498 | 1.8 | 213 | 289 | 258 | 27 | 1 | | |
| Russia..... | 7,655 | 7.5 | 3,392 | 4,263 | 3,011 | 452 | 200 | 540 | 1.9 | 214 | 326 | 294 | 54 | 8 | | |
| Latvia..... | 96 | 0.1 | 47 | 48 | 43 | 5 | | 8 | | 5 | 5 | | | | | |
| Lithuania..... | 1,308 | 1.3 | 613 | 696 | 637 | 38 | 15 | 173 | 0.6 | 79 | 94 | 82 | 12 | 1 | | |
| Finland..... | 22 | | 14 | 8 | 0 | | | 12 | | 9 | 0 | | | | | |
| Rumania..... | 129 | 0.1 | 67 | 62 | 47 | 7 | 8 | 65 | 0.3 | 61 | 34 | 28 | 5 | 1 | | |
| Bulgaria..... | 1 | | | 1 | | | | 25 | 0.1 | 17 | 8 | 4 | | | | |
| Turkey in Europe..... | | | | | | | | | | | | | | | | |
| Greece..... | 760 | 0.7 | 385 | 362 | 338 | 21 | 3 | 320 | 1.2 | 108 | 131 | 81 | 50 | | | |
| Italy..... | 29,393 | 28.9 | 12,404 | 16,929 | 14,790 | 1,823 | 310 | 781 | 2.8 | 288 | 493 | 380 | 96 | 8 | | |
| Spain..... | 511 | 0.5 | 403 | 108 | 78 | 27 | 3 | 14 | 0.1 | 3 | 11 | 6 | | | | |
| Portugal..... | 49 | | 32 | 17 | 14 | 2 | 1 | | | | | | | | | |
| Other Europe..... | 66 | 0.1 | 21 | 45 | 36 | 3 | 0 | 47 | 0.2 | 12 | 35 | 25 | 10 | | | |
| Asia: | | | | | | | | | | | | | | | | |
| Syria..... | 2,085 | 2.0 | 997 | 1,038 | 986 | 30 | 13 | 268 | 1.0 | 111 | 157 | 130 | 22 | 5 | | |
| Turkey in Asia..... | 346 | 0.3 | 223 | 123 | 117 | 5 | 1 | 8 | | 6 | 2 | 2 | | | | |
| Other Asia..... | 387 | 0.4 | 225 | 162 | 146 | 15 | 1 | 41 | 0.1 | 18 | 23 | 10 | 12 | 1 | | |
| America: | | | | | | | | | | | | | | | | |
| Canada—French..... | 177 | 0.2 | 61 | 110 | 65 | 23 | 28 | 142 | 0.5 | 20 | 113 | 30 | 54 | 23 | | |
| Canada—Other..... | 596 | 0.6 | 244 | 352 | 106 | 118 | 128 | 803 | 2.9 | 231 | 572 | 144 | 256 | 172 | | |
| Newfoundland..... | 18 | | 6 | 7 | 6 | 1 | 1 | 8 | | 2 | 7 | | | | | |
| West Indies..... | 49 | | 29 | 20 | 6 | 11 | 3 | | | 2 | 4 | 2 | 2 | | | |
| Mexico..... | 8 | | 3 | 5 | | 2 | 3 | 21 | 0.1 | 11 | 10 | | | | | |
| Central and South America..... | 207 | 0.2 | 106 | 101 | 58 | 25 | 18 | 14 | 0.1 | 9 | 5 | | 3 | 2 | | |
| All other..... | 106 | 0.1 | 59 | 47 | 17 | 25 | 5 | 44 | 0.2 | 14 | 30 | 9 | 19 | 2 | | |
| | PHILADELPHIA, PA. | | | | | | | | PITTSBURGH, PA. | | | | | | | |
| All countries..... | 987,869 | 100.0 | 368,624 | 619,235 | 464,274 | 95,722 | 59,239 | 342,136 | 100.0 | 109,072 | 233,063 | 167,267 | 43,946 | 21,850 | | |
| Europe: | | | | | | | | | | | | | | | | |
| England..... | 70,120 | 7.1 | 24,415 | 45,705 | 21,500 | 13,752 | 10,453 | 20,932 | 6.1 | 6,293 | 14,639 | 6,478 | 4,417 | 3,749 | | |
| Scotland..... | 25,184 | 2.5 | 11,313 | 13,871 | 7,181 | 3,498 | 3,192 | 8,753 | 2.6 | 3,130 | 5,623 | 2,857 | 1,682 | 1,184 | | |
| Wales..... | 3,453 | 0.3 | 805 | 2,648 | 1,256 | 700 | 632 | 4,697 | 1.4 | 1,117 | 3,580 | 1,783 | 1,041 | 726 | | |
| Northern Ireland..... | 99,104 | 7.0 | 20,532 | 48,522 | 33,173 | 7,421 | 7,923 | 16,710 | 4.6 | 3,931 | 11,785 | 7,508 | 2,685 | 1,532 | | |
| Irish Free State..... | 115,252 | 11.7 | 31,359 | 83,893 | 58,369 | 11,611 | 13,883 | 81,110 | 9.1 | 7,815 | 23,795 | 16,003 | 4,074 | 3,118 | | |
| Norway..... | 2,612 | 0.3 | 1,309 | 1,303 | 820 | 324 | 150 | 401 | 0.1 | 171 | 230 | 120 | 61 | 43 | | |
| Sweden..... | 5,003 | 0.5 | 2,245 | 2,758 | 1,902 | 567 | 280 | 2,049 | 0.8 | 986 | 1,063 | 1,140 | 302 | 212 | | |
| Denmark..... | 2,331 | 0.2 | 970 | 1,361 | 858 | 306 | 187 | 220 | 0.1 | 99 | 127 | 71 | 40 | 16 | | |
| Netherlands..... | 1,186 | 0.1 | 399 | 787 | 438 | 221 | 78 | 329 | 0.1 | 78 | 251 | 140 | 90 | 15 | | |
| Belgium..... | 891 | 0.1 | 467 | 424 | 229 | 117 | 68 | 308 | 0.1 | 128 | 180 | 102 | 46 | 32 | | |
| Luxemburg..... | 97 | | 38 | 59 | 39 | 11 | 9 | 50 | | 41 | 30 | 29 | | 10 | | |
| Switzerland..... | 4,205 | 0.4 | 1,487 | 2,718 | 1,668 | 602 | 388 | 2,487 | 0.7 | 640 | 1,847 | 1,031 | 485 | 331 | | |
| France..... | 8,834 | 0.9 | 2,928 | 5,906 | 3,371 | 1,547 | 958 | 4,872 | 1.4 | 1,096 | 3,776 | 2,155 | 1,069 | 552 | | |
| Germany..... | 131,328 | 13.3 | 37,923 | 93,405 | 64,070 | 10,422 | 9,313 | 68,592 | 20.0 | 14,400 | 54,193 | 35,038 | 12,885 | 6,200 | | |
| Poland..... | 77,994 | 7.9 | 30,532 | 47,462 | 42,500 | 3,625 | 1,287 | 48,833 | 12.8 | 16,261 | 28,582 | 24,158 | 3,649 | 375 | | |
| Czechoslovakia..... | 9,042 | 0.9 | 3,868 | 5,174 | 4,461 | 518 | 195 | 16,062 | 5.6 | 6,070 | 11,082 | 10,355 | 1,168 | 459 | | |
| Austria..... | 26,920 | 2.6 | 10,707 | 15,213 | 12,647 | 1,648 | 913 | 11,033 | 3.2 | 3,937 | 7,096 | 5,787 | 824 | 485 | | |
| Hungary..... | 14,321 | 1.4 | 7,102 | 7,219 | 5,310 | 510 | 399 | 9,334 | 1.6 | 2,235 | 3,099 | 2,607 | 275 | 127 | | |
| Yugoslavia..... | 2,539 | 0.3 | 1,394 | 1,145 | 1,012 | 87 | 46 | 9,974 | 2.9 | 4,132 | 5,842 | 5,168 | 585 | 89 | | |
| Russia..... | 170,083 | 17.8 | 80,950 | 95,129 | 83,912 | 7,095 | 3,606 | 21,704 | 6.3 | 9,224 | 12,480 | 10,680 | 1,352 | 448 | | |
| Latvia..... | 1,953 | 0.2 | 1,030 | 923 | 794 | 93 | 36 | 218 | 0.1 | 105 | 110 | 103 | 6 | 1 | | |
| Lithuania..... | 14,606 | 1.5 | 6,514 | 8,092 | 7,450 | 453 | 189 | 7,773 | 2.3 | 3,258 | 4,515 | 4,032 | 300 | 93 | | |
| Finland..... | 759 | 0.1 | 414 | 345 | 277 | 49 | 19 | 100 | | 79 | 81 | 68 | 10 | 3 | | |
| Rumania..... | 15,343 | 1.6 | 7,639 | 7,707 | 6,678 | 642 | 387 | 3,681 | 1.1 | 1,732 | 1,940 | 1,701 | 101 | 87 | | |
| Bulgaria..... | 90 | | 55 | 35 | 29 | 4 | 2 | 68 | | 60 | 48 | 34 | 14 | | | |
| Turkey in Europe..... | 136 | | 71 | 65 | 57 | 4 | 4 | 18 | | 10 | 8 | 7 | | | | |
| Greece..... | 3,415 | 0.3 | 2,052 | 1,363 | 1,192 | 166 | 5 | 2,841 | 0.8 | 1,018 | 1,223 | 900 | 307 | 7 | | |
| Italy..... | 182,368 | 18.5 | 68,156 | 114,212 | 96,237 | 16,804 | 2,171 | 47,940 | 14.0 | 18,154 | 29,786 | 24,118 | 5,176 | 492 | | |
| Spain..... | 1,366 | 0.1 | 733 | 633 | 429 | 103 | 41 | 104 | | 84 | 80 | 48 | 22 | 10 | | |
| Portugal..... | 331 | | 215 | 116 | 89 | 20 | 12 | 9 | | 3 | 5 | 4 | | | | |
| Other Europe..... | 2,166 | 0.2 | 979 | 1,177 | 980 | 144 | 53 | 863 | 0.2 | 205 | 648 | 560 | 61 | 27 | | |
| Asia: | | | | | | | | | | | | | | | | |
| Syria..... | 805 | 0.1 | 346 | 459 | 380 | 48 | 31 | 1,430 | 0.4 | 565 | 865 | 745 | 85 | 35 | | |
| Turkey in Asia..... | 1,773 | 0.2 | 1,166 | 607 | 594 | 35 | 8 | 151 | | 102 | 49 | 40 | 8 | 1 | | |
| Other Asia..... | 3,059 | 0.3 | 1,780 | 1,279 | 1,113 | 113 | 53 | 242 | 0.1 | 139 | 103 | 61 | 20 | 22 | | |
| America: | | | | | | | | | | | | | | | | |
| Canada—French..... | 1,718 | 0.2 | 636 | 1,082 | 433 | 356 | 293 | 483 | 0.1 | 154 | 329 | 109 | 131 | 89 | | |
| Canada—Other..... | 7,971 | 0.8 | 3,593 | 4,378 | 1,305 | 1,527 | 1,545 | 3,618 | 1.1 | 1,529</ | | | | | | |

POPULATION

TABLE 11.—COUNTRY OF ORIGIN OF THE FOREIGN WHITE STOCK, BY NATIVITY AND PARENTAGE, FOR CITIES HAVING 100,000 INHABITANTS OR MORE: 1930—Continued

| COUNTRY OF ORIGIN | TOTAL FOREIGN WHITE STOCK | | Foreign-born white | NATIVE WHITE—FOREIGN OR MIXED PARENTAGE | | | | TOTAL FOREIGN WHITE STOCK | | Foreign-born white | NATIVE WHITE—FOREIGN OR MIXED PARENTAGE | | | |
|--------------------------------|---------------------------|----------|--------------------|---|----------------------|----------------|----------------|---------------------------|----------|--------------------|---|----------------------|----------------|----------------|
| | Number | Per cent | | Total | Both parents foreign | Father foreign | Mother foreign | Number | Per cent | | Total | Both parents foreign | Father foreign | Mother foreign |
| PORTLAND, OREG. | | | | | | | | | | | | | | |
| All countries..... | 129,303 | 100.0 | 48,836 | 80,987 | 47,125 | 21,845 | 11,997 | 178,489 | 100.0 | 84,608 | 111,894 | 82,610 | 16,702 | 12,582 |
| Europe: | | | | | | | | | | | | | | |
| England..... | 11,879 | 9.2 | 4,092 | 7,787 | 3,052 | 3,055 | 1,680 | 18,000 | 10.2 | 6,989 | 11,011 | 5,823 | 2,667 | 2,521 |
| Scotland..... | 5,015 | 3.9 | 1,922 | 3,093 | 1,534 | 1,534 | 513 | 4,482 | 2.5 | 1,813 | 2,669 | 1,492 | 615 | 502 |
| Wales..... | 989 | 0.7 | 275 | 694 | 305 | 242 | 147 | 1,197 | 0.7 | 74 | 123 | 66 | 29 | 35 |
| Northern Ireland..... | 2,281 | 1.8 | 531 | 1,750 | 987 | 633 | 260 | 6,368 | 3.6 | 1,709 | 4,657 | 3,300 | 559 | 801 |
| Irish Free State..... | 5,768 | 4.5 | 1,053 | 4,715 | 2,671 | 1,861 | 683 | 28,897 | 16.4 | 7,922 | 20,975 | 15,353 | 2,450 | 3,142 |
| Norway..... | 8,188 | 6.3 | 3,026 | 5,163 | 3,379 | 1,121 | 668 | 5,688 | 3.3 | 260 | 308 | 213 | 70 | 25 |
| Sweden..... | 11,559 | 8.9 | 4,885 | 6,674 | 4,783 | 1,181 | 710 | 4,794 | 2.7 | 2,813 | 2,481 | 1,991 | 243 | 247 |
| Denmark..... | 3,806 | 2.9 | 1,338 | 2,468 | 1,560 | 625 | 288 | 1,194 | 0.7 | 81 | 113 | 74 | 21 | 18 |
| Netherlands..... | 1,131 | 0.9 | 399 | 732 | 394 | 221 | 117 | 130 | 0.1 | 55 | 76 | 52 | 20 | 3 |
| Belgium..... | 615 | 0.5 | 238 | 377 | 232 | 91 | 54 | 202 | 0.1 | 129 | 79 | 39 | 25 | 9 |
| Luxemburg..... | 145 | 0.1 | 43 | 102 | 65 | 31 | 6 | 6 | | 2 | 4 | 4 | | |
| Switzerland..... | 3,469 | 2.7 | 1,238 | 2,231 | 1,420 | 528 | 283 | 198 | 0.1 | 79 | 119 | 82 | 28 | 9 |
| France..... | 1,853 | 1.4 | 436 | 1,417 | 706 | 473 | 238 | 887 | 0.5 | 403 | 484 | 104 | 122 | |
| Germany..... | 21,531 | 16.7 | 5,283 | 16,248 | 10,007 | 4,334 | 1,907 | 4,127 | 2.3 | 1,841 | 2,786 | 1,908 | 567 | 311 |
| Poland..... | 2,823 | 2.2 | 1,333 | 1,490 | 1,173 | 232 | 85 | 6,465 | 3.7 | 2,780 | 3,735 | 3,415 | 230 | 90 |
| Czechoslovakia..... | 1,579 | 1.2 | 685 | 894 | 626 | 166 | 102 | 206 | 0.2 | 110 | 159 | 130 | 10 | 10 |
| Austria..... | 1,957 | 1.5 | 827 | 1,130 | 784 | 244 | 102 | 1,343 | 0.8 | 657 | 791 | 651 | 107 | 83 |
| Hungary..... | 431 | 0.3 | 190 | 235 | 152 | 61 | 22 | 166 | 0.1 | 70 | 96 | 83 | 13 | |
| Yugoslavia..... | 1,390 | 1.1 | 760 | 636 | 534 | 90 | 12 | 23 | | 6 | 17 | 6 | 3 | |
| Russia..... | 9,955 | 7.7 | 4,472 | 5,483 | 4,422 | 651 | 410 | 10,502 | 6.0 | 4,539 | 5,960 | 5,172 | 509 | 225 |
| Latvia..... | 153 | 0.1 | 89 | 64 | 54 | 3 | 7 | 132 | 0.1 | 59 | 73 | 64 | | |
| Lithuania..... | 303 | 0.2 | 169 | 134 | 105 | 23 | 6 | 1,676 | 0.9 | 709 | 907 | 622 | 24 | 21 |
| Finland..... | 2,860 | 2.2 | 1,396 | 1,464 | 1,207 | 156 | 101 | 144 | 0.1 | 76 | 68 | 50 | 5 | 13 |
| Rumania..... | 852 | 0.7 | 445 | 407 | 307 | 54 | 46 | 860 | 0.5 | 395 | 465 | 412 | 41 | 12 |
| Bulgaria..... | 115 | 0.1 | 81 | 34 | 15 | 10 | | 19 | | 12 | 7 | 5 | | |
| Turkey in Europe..... | 26 | | 16 | 10 | 10 | | | 39 | | 18 | 21 | 16 | | |
| Greece..... | 1,181 | 0.9 | 800 | 381 | 268 | 110 | 3 | 1,027 | 0.6 | 530 | 401 | 438 | 52 | 1 |
| Italy..... | 6,429 | 5.0 | 2,988 | 3,441 | 2,841 | 519 | 51 | 53,635 | 30.4 | 10,181 | 34,454 | 20,552 | 4,107 | 705 |
| Spain..... | 129 | 0.1 | 62 | 77 | 24 | 24 | 29 | 127 | 0.1 | 36 | 61 | 53 | 23 | 10 |
| Portugal..... | 70 | 0.1 | 15 | 55 | 32 | 21 | 2 | 2,573 | 1.5 | 1,028 | 1,545 | 1,234 | 224 | 87 |
| Other Europe..... | 259 | 0.2 | 91 | 168 | 115 | 29 | 24 | 108 | 0.1 | 56 | 52 | 47 | 2 | 3 |
| Asia: | | | | | | | | | | | | | | |
| Syria..... | 335 | 0.3 | 130 | 199 | 165 | 30 | 4 | 507 | 0.3 | 231 | 270 | 250 | 13 | 4 |
| Turkey in Asia..... | 198 | 0.2 | 111 | 87 | 70 | 12 | 5 | 1,185 | 0.7 | 704 | 481 | 438 | 36 | 7 |
| Other Asia..... | 197 | 0.2 | 113 | 84 | 70 | 31 | 23 | 2,478 | 1.4 | 1,305 | 1,113 | 1,013 | 78 | 22 |
| America: | | | | | | | | | | | | | | |
| Canada—French..... | 1,884 | 1.5 | 537 | 1,347 | 475 | 555 | 317 | 12,172 | 6.9 | 3,837 | 8,335 | 4,793 | 1,805 | 1,647 |
| Canada—Other..... | 16,950 | 13.1 | 7,814 | 9,136 | 2,517 | 3,742 | 2,877 | 8,704 | 4.9 | 3,767 | 4,947 | 1,832 | 1,414 | 1,701 |
| Newfoundland..... | 77 | 0.1 | 31 | 46 | 10 | 22 | 8 | 220 | 0.1 | 96 | 124 | 87 | 34 | 33 |
| West Indies..... | 61 | | 24 | 37 | 8 | 23 | 6 | 153 | 0.1 | 50 | 97 | 53 | 20 | 15 |
| Mexico..... | 58 | | 21 | 37 | 7 | 7 | 22 | 12 | | 5 | 7 | 6 | | 1 |
| Central and South America..... | 128 | 0.1 | 72 | 56 | 22 | 12 | 22 | 309 | 0.2 | 175 | 134 | 72 | 40 | 22 |
| All other..... | 688 | 0.5 | 304 | 384 | 80 | 167 | 137 | 2,601 | 1.5 | 1,094 | 1,507 | 1,168 | 230 | 100 |
| READING, PA. | | | | | | | | | | | | | | |
| All countries..... | 29,376 | 100.0 | 9,563 | 19,813 | 14,528 | 3,893 | 1,392 | 14,335 | 100.0 | 4,046 | 10,289 | 5,583 | 3,496 | 1,330 |
| Europe: | | | | | | | | | | | | | | |
| England..... | 1,081 | 3.7 | 288 | 793 | 300 | 317 | 176 | 1,628 | 11.4 | 407 | 1,221 | 308 | 577 | 276 |
| Scotland..... | 295 | 1.0 | 124 | 171 | 70 | 60 | 41 | 685 | 4.8 | 164 | 521 | 183 | 262 | 76 |
| Wales..... | 225 | 0.8 | 87 | 138 | 94 | 64 | 30 | 94 | 0.7 | 20 | 74 | 32 | 28 | 14 |
| Northern Ireland..... | 300 | 1.0 | 66 | 234 | 110 | 72 | 52 | 370 | 2.6 | 45 | 325 | 160 | 120 | 46 |
| Irish Free State..... | 800 | 2.9 | 125 | 775 | 422 | 207 | 108 | 1,090 | 7.6 | 109 | 981 | 508 | 320 | 158 |
| Norway..... | 42 | 0.1 | 19 | 23 | 21 | 1 | 1 | 48 | 0.3 | 9 | 39 | 19 | 15 | 5 |
| Sweden..... | 73 | 0.2 | 30 | 43 | 32 | 7 | 4 | 128 | 0.9 | 38 | 90 | 48 | 32 | 10 |
| Denmark..... | 30 | 0.1 | 13 | 17 | 8 | 6 | 3 | 96 | 0.7 | 34 | 62 | 40 | 19 | 3 |
| Netherlands..... | 52 | 0.2 | 21 | 31 | 16 | 11 | 4 | 85 | 0.6 | 24 | 61 | 34 | 15 | 12 |
| Belgium..... | 14 | | 7 | 7 | | | | 26 | 0.2 | 13 | 13 | 4 | 6 | 3 |
| Luxemburg..... | 3 | | 3 | | | | | 2 | | 2 | 2 | | | |
| Switzerland..... | 129 | 0.4 | 33 | 96 | 38 | 40 | 18 | 97 | 0.7 | 26 | 71 | 27 | 31 | 13 |
| France..... | 271 | 0.9 | 67 | 204 | 95 | 79 | 30 | 307 | 2.1 | 67 | 240 | 95 | 100 | 36 |
| Germany..... | 5,612 | 19.1 | 1,311 | 4,301 | 2,471 | 1,308 | 527 | 3,163 | 22.1 | 480 | 2,683 | 1,414 | 997 | 272 |
| Poland..... | 7,950 | 27.1 | 2,465 | 5,485 | 4,522 | 810 | 153 | 595 | 4.2 | 289 | 306 | 269 | 41 | 6 |
| Czechoslovakia..... | 1,486 | 5.1 | 515 | 971 | 804 | 94 | 73 | 147 | 1.0 | 45 | 102 | 77 | 10 | 6 |
| Austria..... | 767 | 2.6 | 241 | 466 | 362 | 71 | 33 | 246 | 1.7 | 80 | 166 | 112 | 41 | 13 |
| Hungary..... | 167 | 0.6 | 88 | 79 | 71 | 7 | 1 | 43 | 0.3 | 17 | 26 | 18 | 6 | 2 |
| Yugoslavia..... | 444 | 1.5 | 199 | 245 | 230 | 10 | 5 | 8 | 0.1 | 2 | 6 | 1 | 4 | 1 |
| Russia..... | 1,598 | 5.4 | 609 | 989 | 868 | 90 | 31 | 1,730 | 12.1 | 687 | 1,043 | 860 | 131 | 62 |
| Latvia..... | 32 | 0.1 | 15 | 17 | 17 | | | 72 | 0.5 | 26 | 46 | 42 | 3 | 1 |
| Lithuania..... | 443 | 1.5 | 102 | 281 | 239 | 41 | 1 | 110 | 0.8 | 52 | 58 | 50 | 7 | 1 |
| Finland..... | 1 | | | 1 | 1 | | | 12 | 0.1 | 4 | 8 | 2 | 4 | 2 |
| Rumania..... | 51 | 0.2 | 24 | 27 | 20 | 6 | 1 | 131 | 0.9 | 55 | 76 | 52 | 19 | 5 |
| Bulgaria..... | 3 | | 1 | 2 | | | | 1 | | 1 | 1 | | | |
| Turkey in Europe..... | | | | | | | | 6 | | 4 | 2 | 2 | | |
| Greece..... | 984 | 3.3 | 509 | 475 | 410 | 65 | 35 | 305 | 2.1 | 174 | 131 | 90 | 41 | |
| Italy..... | 5,914 | 20.1 | 2,282 | 3,632 | 3,152 | 445 | 35 | 1,489 | 10.4 | 539 | 950 | 586 | 338 | 26 |
| Spain..... | 12 | | 9 | 3 | | | | 32 | 0.2 | 3 | 29 | 9 | 19 | 1 |
| Portugal..... | 6 | | 3 | 3 | | | | 19 | 0.1 | 4 | 15 | 1 | 10 | 4 |
| Other Europe..... | 76 | 0.3 | 34 | 42 | 29 | 5 | 8 | 25 | 0.2 | 3 | 22 | 18 | 1 | 3 |
| Asia: | | | | | | | | | | | | | | |
| Syria..... | 0 | | 4 | 2 | | | | 446 | 3.1 | 153 | 293 | 228 | 56 | 9 |
| Turkey in Asia..... | 90 | 0.3 | 58 | 32 | 29 | 3 | | 161 | 1.1 | 97 | 64 | 62 | 2 | |
| Other Asia..... | 33 | 0.1 | 25 | 8 | 6 | 2 | | 221 | 1.5 | 107 | 114 | 98 | 10 | 6 |
| America: | | | | | | | | | | | | | | |
| Canada—French..... | 90 | 0.3 | 41 | 58 | 33 | 18 | 7 | 72 | 0.5 | 22 | 50 | 18 | 12 | 20 |
| Canada—Other..... | 229 | 0.8 | 103 | 126 | 39 | 41 | 46 | 526 | 3.7 | 200 | 326 | 54 | 162 | 110 |
| Newfoundland..... | 7 | | 2 | 5 | | | | 8 | 0.1 | 3 | 5 | | | 5 |
| West Indies..... | 18 | 0.1 | 14 | 4 | 1 | 3 | | 23 | 0.2 | 7 | 16 | | 11 | 5 |
| Mexico..... | 6 | | 3 | 3 | | | | 6 | | 4 | 2 | | 1 | 1 |
| Central and South America..... | 14 | | 7 | 7 | 1 | 6 | | 28 | 0.2 | 10 | 18 | | | |

COUNTRY OF ORIGIN OF THE FOREIGN WHITE STOCK

TABLE 11.—COUNTRY OF ORIGIN OF THE FOREIGN WHITE STOCK, BY NATIVITY AND PARENTAGE, FOR CITIES HAVING 100,000 INHABITANTS OR MORE: 1930—Continued

| COUNTRY OF ORIGIN | TOTAL FOREIGN WHITE STOCK | | Foreign-born white | NATIVE WHITE—FOREIGN OR MIXED PARENTAGE | | | | TOTAL FOREIGN WHITE STOCK | | Foreign-born white | NATIVE WHITE—FOREIGN OR MIXED PARENTAGE | | | |
|--------------------------------|---------------------------|----------|--------------------|---|----------------------|----------------|----------------|---------------------------|----------|--------------------|---|----------------------|----------------|----------------|
| | Number | Per cent | | Total | Both parents foreign | Father foreign | Mother foreign | Number | Per cent | | Total | Both parents foreign | Father foreign | Mother foreign |
| | ROCHESTER, N. Y. | | | | | | | ST. LOUIS, MO. | | | | | | |
| All countries..... | 197,859 | 100.0 | 74,696 | 123,163 | 87,139 | 22,475 | 13,549 | 288,287 | 100.0 | 80,386 | 207,901 | 134,216 | 53,799 | 19,888 |
| Europe: | | | | | | | | | | | | | | |
| England..... | 14,371 | 7.3 | 5,064 | 8,707 | 4,177 | 2,729 | 1,801 | 11,027 | 3.8 | 2,651 | 8,376 | 3,307 | 3,240 | 1,820 |
| Scotland..... | 3,804 | 1.9 | 1,753 | 2,051 | 1,075 | 642 | 434 | 3,003 | 1.1 | 766 | 2,237 | 1,126 | 851 | 350 |
| Wales..... | 364 | 0.2 | 92 | 272 | 130 | 84 | 58 | 543 | 0.2 | 92 | 451 | 182 | 101 | 78 |
| Northern Ireland..... | 963 | 0.5 | 770 | 2,024 | 1,045 | 495 | 433 | 3,520 | 1.2 | 555 | 2,965 | 1,791 | 801 | 373 |
| Irish Free State..... | 14,072 | 7.1 | 2,972 | 11,100 | 7,438 | 1,910 | 1,752 | 28,353 | 9.8 | 5,057 | 23,296 | 15,107 | 5,292 | 2,897 |
| Norway..... | 223 | 0.1 | 95 | 83 | 25 | 15 | 6 | 505 | 0.2 | 148 | 357 | 191 | 112 | 54 |
| Sweden..... | 1,086 | 0.5 | 421 | 655 | 465 | 140 | 60 | 2,051 | 0.7 | 629 | 1,422 | 864 | 372 | 186 |
| Denmark..... | 516 | 0.3 | 186 | 330 | 172 | 108 | 50 | 1,055 | 0.4 | 292 | 763 | 394 | 285 | 84 |
| Netherlands..... | 4,835 | 2.4 | 1,826 | 3,009 | 1,970 | 889 | 341 | 1,207 | 0.4 | 243 | 964 | 474 | 349 | 141 |
| Belgium..... | 839 | 0.4 | 459 | 380 | 246 | 85 | 49 | 770 | 0.3 | 240 | 530 | 283 | 194 | 63 |
| Luxembourg..... | 33 | 0.0 | 10 | 23 | 11 | 1 | 1 | 60 | 0.0 | 19 | 31 | 21 | 8 | 2 |
| Switzerland..... | 1,340 | 0.7 | 309 | 941 | 614 | 208 | 110 | 5,890 | 2.0 | 1,423 | 4,467 | 2,822 | 1,601 | 524 |
| France..... | 2,760 | 1.4 | 637 | 2,123 | 1,200 | 605 | 318 | 0,191 | 2.1 | 1,027 | 5,164 | 2,627 | 1,860 | 608 |
| Germany..... | 39,321 | 19.9 | 10,287 | 20,034 | 19,592 | 6,484 | 2,088 | 119,415 | 41.4 | 22,315 | 97,100 | 59,192 | 28,789 | 9,119 |
| Poland..... | 14,109 | 7.1 | 5,878 | 8,231 | 7,077 | 902 | 252 | 13,573 | 4.7 | 5,198 | 8,375 | 7,005 | 1,055 | 315 |
| Czechoslovakia..... | 447 | 0.2 | 203 | 244 | 174 | 44 | 20 | 8,428 | 2.9 | 2,978 | 5,450 | 3,259 | 928 | 563 |
| Austria..... | 2,194 | 1.1 | 932 | 1,262 | 1,050 | 108 | 104 | 12,458 | 4.3 | 5,405 | 6,953 | 5,084 | 1,286 | 623 |
| Hungary..... | 567 | 0.3 | 297 | 270 | 234 | 24 | 12 | 4,860 | 1.7 | 2,697 | 2,163 | 1,890 | 229 | 188 |
| Yugoslavia..... | 495 | 0.3 | 275 | 220 | 215 | 2 | 3 | 3,894 | 1.4 | 1,972 | 2,022 | 1,695 | 180 | 47 |
| Russia..... | 10,307 | 5.2 | 4,551 | 5,756 | 5,000 | 540 | 216 | 21,000 | 7.3 | 9,914 | 11,086 | 6,540 | 1,147 | 390 |
| Latvia..... | 216 | 0.1 | 110 | 108 | 103 | 2 | 1 | 1,091 | 0.4 | 69 | 30 | 3 | 3 | 1 |
| Lithuania..... | 2,321 | 1.2 | 1,133 | 1,188 | 1,086 | 84 | 18 | 485 | 0.2 | 600 | 534 | 56 | 16 | 2 |
| Finland..... | 85 | 0.0 | 62 | 33 | 25 | 3 | 5 | 61 | 0.0 | 21 | 30 | 18 | 10 | 5 |
| Rumania..... | 509 | 0.3 | 227 | 282 | 222 | 51 | 0 | 3,142 | 1.1 | 1,636 | 1,506 | 1,238 | 197 | 71 |
| Bulgaria..... | 46 | 0.0 | 35 | 11 | 8 | 2 | 1 | 150 | 0.1 | 92 | 35 | 31 | 1 | 1 |
| Turkey in Europe..... | 13 | 0.0 | 7 | 6 | 5 | 1 | 1 | 18 | 0.0 | 14 | 1 | 1 | 1 | 1 |
| Greece..... | 767 | 0.4 | 450 | 307 | 250 | 56 | 1 | 2,627 | 0.9 | 1,673 | 1,054 | 790 | 338 | 7 |
| Italy..... | 55,413 | 28.0 | 23,035 | 31,478 | 28,519 | 2,673 | 286 | 23,817 | 8.3 | 0,480 | 14,328 | 11,724 | 2,360 | 235 |
| Spain..... | 92 | 0.0 | 24 | 38 | 14 | 14 | 10 | 806 | 0.3 | 378 | 428 | 330 | 51 | 38 |
| Portugal..... | 271 | 0.1 | 135 | 136 | 130 | 4 | 2 | 25 | 0.0 | 19 | 9 | 8 | 2 | 2 |
| Other Europe..... | 145 | 0.1 | 71 | 74 | 61 | 12 | 1 | 1,241 | 0.4 | 414 | 827 | 625 | 139 | 63 |
| Asia: | | | | | | | | | | | | | | |
| Syria..... | 337 | 0.2 | 140 | 197 | 176 | 19 | 2 | 1,195 | 0.4 | 425 | 770 | 650 | 102 | 12 |
| Turkey in Asia..... | 381 | 0.2 | 194 | 187 | 179 | 0 | 2 | 206 | 0.1 | 156 | 110 | 78 | 32 | 16 |
| Other Asia..... | 160 | 0.1 | 86 | 74 | 45 | 22 | 7 | 272 | 0.1 | 155 | 117 | 61 | 40 | 16 |
| America: | | | | | | | | | | | | | | |
| Canada—French..... | 2,044 | 1.0 | 993 | 1,351 | 560 | 412 | 370 | 786 | 0.3 | 172 | 564 | 178 | 255 | 131 |
| Canada—Other..... | 19,493 | 9.9 | 9,420 | 10,073 | 3,000 | 3,282 | 3,781 | 3,730 | 1.3 | 1,202 | 2,528 | 630 | 1,155 | 737 |
| Newfoundland..... | 35 | 0.0 | 35 | 60 | 25 | 17 | 8 | 33 | 0.0 | 13 | 20 | 8 | 10 | 2 |
| West Indies..... | 39 | 0.0 | 19 | 20 | 5 | 11 | 4 | 151 | 0.1 | 67 | 84 | 18 | 40 | 20 |
| Mexico..... | 7 | 0.0 | 6 | 1 | 1 | 1 | 1 | 350 | 0.1 | 182 | 174 | 55 | 61 | 28 |
| Central and South America..... | 136 | 0.1 | 89 | 47 | 14 | 28 | 5 | 238 | 0.1 | 117 | 121 | 30 | 48 | 34 |
| All other..... | 263 | 0.1 | 119 | 134 | 61 | 39 | 34 | 362 | 0.1 | 149 | 203 | 90 | 70 | 37 |
| | ST. PAUL, MINN. | | | | | | | SALT LAKE CITY, UTAH | | | | | | |
| All countries..... | 155,028 | 100.0 | 44,143 | 110,885 | 71,908 | 20,058 | 12,921 | 59,119 | 100.0 | 17,235 | 41,884 | 22,556 | 10,873 | 8,455 |
| Europe: | | | | | | | | | | | | | | |
| England..... | 5,021 | 3.2 | 1,497 | 3,524 | 1,515 | 1,340 | 669 | 19,286 | 32.6 | 4,400 | 14,826 | 7,170 | 4,114 | 3,542 |
| Scotland..... | 2,086 | 1.3 | 599 | 1,487 | 776 | 467 | 244 | 3,727 | 6.3 | 797 | 2,930 | 1,545 | 846 | 539 |
| Wales..... | 310 | 0.2 | 55 | 255 | 101 | 102 | 52 | 1,780 | 3.0 | 318 | 1,462 | 722 | 406 | 274 |
| Northern Ireland..... | 1,807 | 1.2 | 341 | 1,466 | 921 | 334 | 211 | 520 | 0.9 | 109 | 411 | 225 | 116 | 70 |
| Irish Free State..... | 11,287 | 7.3 | 1,901 | 9,386 | 6,015 | 2,236 | 1,135 | 1,004 | 2.7 | 267 | 1,337 | 743 | 410 | 184 |
| Norway..... | 12,437 | 8.0 | 3,414 | 9,023 | 5,773 | 2,046 | 1,204 | 2,523 | 4.3 | 794 | 1,729 | 1,000 | 335 | 865 |
| Sweden..... | 25,430 | 16.4 | 8,404 | 17,026 | 12,597 | 3,024 | 1,406 | 5,614 | 9.5 | 1,824 | 3,790 | 2,289 | 713 | 788 |
| Denmark..... | 3,821 | 2.5 | 1,164 | 2,657 | 1,807 | 601 | 240 | 5,627 | 9.5 | 1,322 | 4,305 | 2,404 | 1,056 | 845 |
| Netherlands..... | 748 | 0.5 | 181 | 567 | 315 | 176 | 70 | 2,331 | 3.9 | 1,248 | 1,083 | 750 | 140 | 103 |
| Belgium..... | 248 | 0.2 | 63 | 185 | 118 | 40 | 27 | 42 | 0.1 | 15 | 27 | 6 | 6 | 13 |
| Luxembourg..... | 803 | 0.5 | 196 | 607 | 377 | 178 | 52 | 18 | 0.0 | 9 | 5 | 3 | 3 | 1 |
| Switzerland..... | 1,817 | 1.2 | 421 | 1,396 | 881 | 372 | 143 | 1,681 | 2.8 | 579 | 1,102 | 592 | 296 | 214 |
| France..... | 1,354 | 0.9 | 256 | 1,098 | 591 | 348 | 159 | 406 | 0.7 | 74 | 332 | 167 | 100 | 65 |
| Germany..... | 37,638 | 24.3 | 7,478 | 30,160 | 19,178 | 7,307 | 3,075 | 6,055 | 11.3 | 2,681 | 4,074 | 2,498 | 918 | 658 |
| Poland..... | 7,527 | 4.9 | 2,610 | 4,917 | 3,740 | 876 | 301 | 304 | 0.5 | 139 | 165 | 137 | 19 | 9 |
| Czechoslovakia..... | 5,064 | 3.3 | 1,513 | 3,551 | 2,478 | 674 | 401 | 128 | 0.2 | 83 | 93 | 57 | 23 | 13 |
| Austria..... | 7,443 | 4.8 | 2,536 | 4,907 | 3,484 | 873 | 550 | 288 | 0.5 | 101 | 187 | 143 | 30 | 14 |
| Hungary..... | 1,997 | 1.3 | 857 | 1,140 | 924 | 134 | 82 | 121 | 0.2 | 41 | 80 | 52 | 17 | 11 |
| Yugoslavia..... | 389 | 0.3 | 200 | 189 | 154 | 24 | 11 | 138 | 0.2 | 69 | 67 | 55 | 6 | 5 |
| Russia..... | 7,504 | 4.8 | 3,537 | 3,967 | 3,290 | 497 | 180 | 548 | 0.9 | 222 | 326 | 239 | 72 | 15 |
| Latvia..... | 121 | 0.1 | 61 | 60 | 48 | 10 | 2 | 17 | 0.0 | 11 | 6 | 5 | 1 | 1 |
| Lithuania..... | 447 | 0.3 | 206 | 241 | 202 | 35 | 4 | 19 | 0.0 | 11 | 8 | 5 | 3 | 5 |
| Finland..... | 318 | 0.2 | 87 | 231 | 185 | 10 | 27 | 169 | 0.3 | 70 | 90 | 87 | 7 | 5 |
| Rumania..... | 1,096 | 0.7 | 580 | 597 | 420 | 71 | 16 | 79 | 0.1 | 39 | 40 | 29 | 7 | 4 |
| Bulgaria..... | 27 | 0.0 | 10 | 17 | 4 | 13 | 1 | 1 | 0.0 | 1 | 1 | 1 | 1 | 1 |
| Turkey in Europe..... | 1 | 0.0 | 1 | 1 | 1 | 1 | 1 | 4 | 0.0 | 3 | 1 | 1 | 1 | 1 |
| Greece..... | 446 | 0.3 | 277 | 169 | 99 | 69 | 1 | 1,026 | 1.7 | 545 | 481 | 324 | 156 | 13 |
| Italy..... | 4,683 | 3.0 | 1,722 | 2,961 | 2,258 | 672 | 31 | 1,341 | 2.3 | 536 | 628 | 194 | 13 | 1 |
| Spain..... | 23 | 0.0 | 10 | 13 | 2 | 8 | 3 | 99 | 0.2 | 52 | 47 | 29 | 14 | 4 |
| Portugal..... | 3 | 0.0 | 1 | 2 | 1 | 1 | 1 | 4 | 0.0 | 1 | 1 | 1 | 1 | 1 |
| Other Europe..... | 271 | 0.2 | 50 | 221 | 166 | 30 | 25 | 98 | 0.2 | 26 | 72 | 35 | 28 | 9 |
| Asia: | | | | | | | | | | | | | | |
| Syria..... | 706 | 0.5 | 259 | 447 | 350 | 90 | 7 | 192 | 0.3 | 85 | 107 | 100 | 7 | 1 |
| Turkey in Asia..... | 53 | 0.0 | 24 | 29 | 23 | 6 | 8 | 21 | 0.0 | 10 | 5 | 3 | 3 | 0 |
| Other Asia..... | 128 | 0.1 | 59 | 69 | 41 | 20 | 8 | 69 | 0.1 | 22 | 47 | 30 | 11 | 6 |
| America: | | | | | | | | | | | | | | |
| Canada—French..... | 3,727 | 2.4 | 720 | 3,007 | 1,389 | 1,105 | 513 | 259 | 0.4 | 45 | 21 | | | |

TABLE 11.—COUNTRY OF ORIGIN OF THE FOREIGN WHITE STOCK, BY NATIVITY AND PARENTAGE, FOR CITIES HAVING 100,000 INHABITANTS OR MORE: 1930—Continued

| COUNTRY OF ORIGIN | TOTAL FOREIGN WHITE STOCK | | Foreign-born white | NATIVE WHITE—FOREIGN OR MIXED PARENTAGE | | | | TOTAL FOREIGN WHITE STOCK | | Foreign-born white | NATIVE WHITE—FOREIGN OR MIXED PARENTAGE | | | |
|--------------------------------|---------------------------|----------|--------------------|---|----------------------|----------------|----------------|---------------------------|----------|--------------------|---|----------------------|----------------|----------------|
| | Number | Per cent | | Total | Both parents foreign | Father foreign | Mother foreign | Number | Per cent | | Total | Both parents foreign | Father foreign | Mother foreign |
| | | | | | | | | | | | | | | |
| SAN ANTONIO, TEX. | | | | | | | | | | | | | | |
| All countries..... | 31,136 | 100.0 | 8,039 | 23,096 | 12,143 | 7,374 | 3,579 | 47,091 | 100.0 | 16,366 | 30,725 | 16,308 | 8,842 | 5,575 |
| Europe: | | | | | | | | | | | | | | |
| England..... | 2,490 | 8.0 | 687 | 1,812 | 622 | 795 | 395 | 7,400 | 15.7 | 2,802 | 4,598 | 1,790 | 1,098 | 1,104 |
| Scotland..... | 566 | 1.8 | 126 | 440 | 160 | 196 | 84 | 2,060 | 4.4 | 740 | 1,310 | 651 | 406 | 253 |
| Wales..... | 89 | 0.3 | 17 | 72 | 30 | 30 | 12 | 473 | 1.0 | 136 | 337 | 144 | 127 | 66 |
| Northern Ireland..... | 300 | 1.0 | 49 | 251 | 112 | 87 | 52 | 1,215 | 2.6 | 269 | 956 | 525 | 262 | 169 |
| Irish Free State..... | 2,038 | 6.5 | 385 | 1,648 | 802 | 583 | 283 | 3,094 | 6.6 | 609 | 2,485 | 1,381 | 622 | 482 |
| Norway..... | 162 | 0.5 | 32 | 130 | 68 | 32 | 30 | 1,563 | 3.3 | 488 | 1,075 | 683 | 231 | 161 |
| Sweden..... | 452 | 1.5 | 113 | 330 | 173 | 118 | 48 | 2,813 | 6.0 | 1,102 | 1,711 | 1,141 | 341 | 229 |
| Denmark..... | 237 | 0.8 | 67 | 170 | 93 | 63 | 14 | 1,187 | 2.5 | 445 | 742 | 429 | 205 | 108 |
| Netherlands..... | 144 | 0.5 | 42 | 102 | 58 | 32 | 12 | 418 | 0.9 | 148 | 270 | 150 | 63 | 57 |
| Belgium..... | 114 | 0.4 | 41 | 73 | 38 | 26 | 9 | 120 | 0.3 | 50 | 70 | 46 | 13 | 11 |
| Luxemburg..... | 6 | | 3 | 3 | 1 | 1 | 1 | 46 | 0.1 | 11 | 35 | 26 | 7 | 2 |
| Switzerland..... | 467 | 1.5 | 103 | 364 | 192 | 125 | 47 | 683 | 1.5 | 214 | 469 | 245 | 172 | 52 |
| France..... | 1,495 | 4.8 | 296 | 1,199 | 591 | 427 | 181 | 1,225 | 2.6 | 323 | 908 | 490 | 285 | 128 |
| Germany..... | 11,560 | 37.1 | 2,132 | 9,428 | 5,306 | 2,968 | 1,159 | 8,218 | 17.5 | 1,010 | 6,308 | 3,753 | 1,823 | 732 |
| Poland..... | 1,009 | 3.2 | 319 | 690 | 487 | 154 | 49 | 602 | 1.3 | 243 | 359 | 270 | 70 | 19 |
| Czechoslovakia..... | 443 | 1.4 | 138 | 305 | 175 | 63 | 67 | 533 | 1.1 | 202 | 331 | 225 | 74 | 31 |
| Austria..... | 707 | 2.3 | 228 | 479 | 290 | 120 | 69 | 570 | 1.2 | 198 | 378 | 223 | 81 | 64 |
| Hungary..... | 129 | 0.4 | 55 | 74 | 52 | 13 | 9 | 183 | 0.4 | 96 | 87 | 57 | 22 | 8 |
| Yugoslavia..... | 47 | 0.2 | 24 | 23 | 9 | 11 | 3 | 370 | 0.8 | 191 | 179 | 157 | 20 | 2 |
| Russia..... | 1,540 | 5.0 | 670 | 879 | 680 | 170 | 23 | 932 | 2.0 | 386 | 546 | 435 | 82 | 29 |
| Latvia..... | 26 | 0.1 | 15 | 11 | 8 | 8 | | 54 | 0.1 | 32 | 22 | 16 | 3 | 3 |
| Lithuania..... | 92 | 0.3 | 48 | 44 | 32 | 12 | | 80 | 0.2 | 33 | 47 | 36 | 8 | 3 |
| Finland..... | 23 | 0.1 | 9 | 14 | 13 | | 1 | 177 | 0.4 | 77 | 100 | 72 | 15 | 13 |
| Rumania..... | 180 | 0.6 | 82 | 98 | 74 | 18 | 6 | 175 | 0.4 | 83 | 92 | 67 | 20 | 5 |
| Bulgaria..... | 4 | | 1 | 3 | 1 | 2 | | 11 | | 6 | 5 | 2 | 2 | 1 |
| Turkey in Europe..... | 5 | | 3 | 2 | | | | 3 | | 2 | 1 | 1 | | |
| Greece..... | 282 | 0.9 | 137 | 145 | 93 | 52 | | 463 | 1.0 | 252 | 211 | 138 | 70 | 3 |
| Italy..... | 1,577 | 5.1 | 535 | 1,042 | 716 | 296 | 30 | 2,491 | 5.3 | 1,027 | 1,464 | 1,187 | 227 | 50 |
| Spain..... | 284 | 0.9 | 125 | 159 | 87 | 51 | 21 | 269 | 0.5 | 103 | 168 | 90 | 40 | 26 |
| Portugal..... | 19 | 0.1 | 7 | 12 | 8 | 3 | 1 | 868 | 1.8 | 368 | 505 | 346 | 126 | 33 |
| Other Europe..... | 153 | 0.5 | 24 | 129 | 78 | 36 | 15 | 143 | 0.3 | 63 | 80 | 60 | 17 | 3 |
| Asia: | | | | | | | | | | | | | | |
| Syria..... | 293 | 0.9 | 117 | 176 | 142 | 28 | 0 | 78 | 0.2 | 29 | 44 | 40 | 3 | 1 |
| Turkey in Asia..... | 37 | 0.1 | 16 | 21 | 5 | 16 | | 45 | 0.1 | 30 | 15 | 9 | 3 | 3 |
| Other Asia..... | 65 | 0.2 | 33 | 32 | 27 | 6 | | 125 | 0.3 | 70 | 55 | 17 | 20 | 18 |
| America: | | | | | | | | | | | | | | |
| Canada—French..... | 171 | 0.5 | 59 | 112 | 48 | 38 | 26 | 840 | 1.8 | 230 | 610 | 255 | 208 | 147 |
| Canada—Other..... | 1,128 | 3.6 | 395 | 733 | 180 | 334 | 219 | 6,118 | 13.0 | 2,774 | 3,344 | 890 | 1,234 | 1,220 |
| Newfoundland..... | 4 | | 2 | 2 | 1 | 1 | | 35 | 0.1 | 21 | 14 | 10 | 3 | 1 |
| West Indies..... | 94 | 0.3 | 46 | 48 | 9 | 27 | 12 | 86 | 0.2 | 42 | 44 | 11 | 29 | 4 |
| Mexico..... | 2,510 | 8.1 | 765 | 1,745 | 656 | 398 | 691 | 785 | 1.7 | 298 | 487 | 132 | 126 | 220 |
| Central and South America..... | 77 | 0.2 | 55 | 22 | 4 | 7 | 11 | 140 | 0.3 | 73 | 67 | 16 | 20 | 31 |
| All other..... | 103 | 0.3 | 38 | 65 | 22 | 30 | 13 | 423 | 0.9 | 210 | 213 | 75 | 64 | 74 |
| SAN FRANCISCO, CALIF. | | | | | | | | | | | | | | |
| All countries..... | 359,971 | 100.0 | 153,386 | 206,285 | 137,355 | 45,957 | 22,973 | 87,318 | 100.0 | 25,430 | 61,888 | 44,602 | 11,892 | 5,394 |
| Europe: | | | | | | | | | | | | | | |
| England..... | 27,181 | 7.5 | 10,774 | 16,357 | 7,574 | 5,050 | 3,133 | 6,487 | 7.4 | 1,914 | 4,573 | 2,251 | 1,384 | 938 |
| Scotland..... | 10,152 | 2.8 | 4,413 | 5,739 | 3,169 | 1,678 | 887 | 1,779 | 2.0 | 730 | 1,043 | 505 | 297 | 151 |
| Wales..... | 1,515 | 0.4 | 504 | 1,011 | 502 | 337 | 172 | 8,216 | 9.4 | 2,424 | 5,792 | 3,393 | 1,349 | 1,000 |
| Northern Ireland..... | 9,593 | 2.7 | 2,096 | 6,807 | 4,562 | 1,438 | 1,078 | 1,013 | 1.2 | 169 | 854 | 514 | 198 | 142 |
| Irish Free State..... | 49,747 | 13.8 | 13,902 | 35,845 | 25,155 | 6,038 | 4,652 | 12,618 | 14.5 | 2,061 | 10,557 | 7,118 | 2,114 | 1,335 |
| Norway..... | 7,908 | 2.2 | 4,087 | 3,911 | 2,691 | 805 | 415 | 14 | | 6 | 8 | 4 | 2 | 2 |
| Sweden..... | 14,410 | 4.0 | 7,152 | 7,258 | 5,894 | 1,145 | 725 | 182 | 0.2 | 73 | 109 | 75 | 12 | 22 |
| Denmark..... | 8,091 | 2.2 | 3,777 | 4,314 | 2,890 | 1,030 | 394 | 33 | | 15 | 18 | 13 | 4 | 1 |
| Netherlands..... | 1,890 | 0.5 | 962 | 928 | 568 | 259 | 101 | 30 | | 0 | 30 | 16 | 10 | 4 |
| Belgium..... | 1,002 | 0.3 | 578 | 424 | 244 | 128 | 52 | 29 | | 11 | 18 | 3 | 10 | 6 |
| Luxemburg..... | 15 | | 40 | 99 | 42 | 15 | 12 | 2 | | 1 | 1 | 1 | | |
| Switzerland..... | 6,061 | 1.9 | 3,120 | 3,541 | 2,528 | 728 | 285 | 514 | 0.6 | 131 | 383 | 228 | 104 | 51 |
| France..... | 13,921 | 3.9 | 6,461 | 7,460 | 5,047 | 1,652 | 701 | 343 | 0.4 | 80 | 263 | 144 | 78 | 41 |
| Germany..... | 55,316 | 15.4 | 18,608 | 36,708 | 24,548 | 9,139 | 3,021 | 9,749 | 11.2 | 2,076 | 7,673 | 4,815 | 2,001 | 857 |
| Poland..... | 6,546 | 1.8 | 2,933 | 3,613 | 2,858 | 592 | 163 | 14,760 | 16.9 | 4,530 | 10,214 | 8,631 | 1,325 | 258 |
| Czechoslovakia..... | 2,094 | 0.6 | 1,047 | 1,047 | 766 | 108 | 83 | 3,532 | 4.1 | 1,182 | 2,400 | 2,021 | 280 | 93 |
| Austria..... | 6,333 | 1.8 | 2,540 | 3,224 | 2,281 | 732 | 207 | 2,622 | 3.0 | 701 | 1,921 | 1,547 | 304 | 70 |
| Hungary..... | 2,032 | 0.6 | 1,070 | 982 | 724 | 183 | 75 | 861 | 1.0 | 329 | 532 | 436 | 72 | 24 |
| Yugoslavia..... | 4,057 | 1.1 | 2,208 | 1,840 | 1,470 | 382 | 47 | 74 | 0.1 | 20 | 48 | 40 | 6 | 2 |
| Russia..... | 13,334 | 3.8 | 7,455 | 6,379 | 5,101 | 865 | 415 | 4,086 | 4.7 | 1,459 | 2,607 | 2,266 | 287 | 54 |
| Latvia..... | 496 | 0.1 | 262 | 146 | 102 | 31 | 8 | 48 | 0.1 | 21 | 27 | 21 | 3 | 3 |
| Lithuania..... | 482 | 0.1 | 262 | 220 | 181 | 31 | 8 | 7,087 | 8.1 | 2,541 | 4,546 | 4,055 | 449 | 42 |
| Finland..... | 3,580 | 1.0 | 2,068 | 1,501 | 1,317 | 102 | 82 | 10 | | 5 | 5 | 3 | 2 | |
| Rumania..... | 1,871 | 0.5 | 1,000 | 871 | 708 | 113 | 55 | 200 | 0.2 | 96 | 113 | 93 | 9 | 11 |
| Bulgaria..... | 120 | | 68 | 28 | 9 | 8 | 2 | 7 | | 2 | 5 | | | |
| Turkey in Europe..... | 38 | | 28 | 10 | 1 | 1 | | 1 | | 1 | 1 | | | |
| Greece..... | 5,022 | 1.6 | 3,833 | 2,069 | 1,637 | 428 | 24 | 373 | 0.4 | 104 | 179 | 135 | 44 | |
| Italy..... | 68,021 | 19.1 | 27,311 | 30,710 | 24,790 | 4,982 | 988 | 10,775 | 12.3 | 3,920 | 6,855 | 5,525 | 1,242 | 88 |
| Spain..... | 4,000 | 1.1 | 2,478 | 2,432 | 1,556 | 350 | 216 | 92 | | 22 | 9 | 10 | 11 | 3 |
| Portugal..... | 2,604 | 0.7 | 831 | 1,773 | 1,169 | 493 | 111 | 104 | 0.2 | 125 | 39 | 24 | 15 | |
| Other Europe..... | 1,625 | 0.5 | 939 | 696 | 509 | 65 | 32 | 231 | 0.3 | 55 | 176 | 136 | 38 | 2 |
| Asia: | | | | | | | | | | | | | | |
| Syria..... | 474 | 0.1 | 247 | 227 | 186 | 36 | 5 | 510 | 0.6 | 173 | 346 | 307 | 34 | 5 |
| Turkey in Asia..... | 806 | 0.2 | 494 | 312 | 254 | 48 | 10 | 21 | | 9 | 4 | 4 | 1 | |
| Other Asia..... | 2,468 | 0.7 | 1,068 | 800 | 592 | 138 | 70 | 35 | | 17 | 10 | 4 | 3 | |
| America: | | | | | | | | | | | | | | |
| Canada—French..... | 2,506 | 0.7 | 909 | 1,597 | 684 | 562 | 351 | 81 | 0.1 | 20 | 61 | 26 | 24 | 11 |
| Canada—Other..... | 18,791 | 5.2 | 8,692 | 10,099 | 3,264 | 4,016 | 2,810 | 554 | 0.6 | 201 | 353 | 119 | 134 | 100 |
| Newfoundland..... | 192 | 0.1 | 70 | 113 | 63 | 36 | 14 | 13 | | | | | | |

COUNTRY OF ORIGIN OF THE FOREIGN WHITE STOCK

TABLE II.—COUNTRY OF ORIGIN OF THE FOREIGN WHITE STOCK, BY NATIVITY AND PARENTAGE, FOR CITIES HAVING 100,000 INHABITANTS OR MORE: 1930—Continued

| COUNTRY OF ORIGIN | TOTAL FOREIGN WHITE STOCK | | Foreign-born white | NATIVE WHITE—FOREIGN OR MIXED PARENTAGE | | | | TOTAL FOREIGN WHITE STOCK | | Foreign-born white | NATIVE WHITE—FOREIGN OR MIXED PARENTAGE | | | |
|--------------------------------|---------------------------|----------|--------------------|---|----------------------|----------------|-------------------|---------------------------|----------|--------------------|---|----------------------|----------------|----------------|
| | Number | Per cent | | Total | Both parents foreign | Father foreign | Mother foreign | Number | Per cent | | Total | Both parents foreign | Father foreign | Mother foreign |
| | SEATTLE, WASH. | | | | | | SOMERVILLE, MASS. | | | | | | | |
| All countries..... | 176,226 | 100.0 | 72,975 | 103,251 | 60,721 | 26,227 | 16,303 | 72,234 | 100.0 | 29,645 | 42,689 | 26,966 | 6,562 | 6,161 |
| Europe: | | | | | | | | | | | | | | |
| England..... | 18,653 | 10.6 | 7,496 | 11,157 | 5,001 | 3,776 | 2,380 | 3,639 | 5.0 | 1,268 | 2,381 | 1,274 | 624 | 433 |
| Scotland..... | 7,424 | 4.2 | 3,221 | 4,203 | 2,192 | 1,336 | 675 | 2,400 | 3.3 | 1,164 | 1,252 | 811 | 214 | 227 |
| Wales..... | 1,956 | 1.1 | 805 | 1,351 | 658 | 419 | 244 | 120 | 0.2 | 39 | 81 | 32 | 28 | 23 |
| Northern Ireland..... | 3,004 | 1.7 | 847 | 2,157 | 1,178 | 686 | 393 | 2,272 | 3.1 | 678 | 1,694 | 1,097 | 216 | 281 |
| Irish Free State..... | 8,875 | 5.0 | 2,003 | 6,872 | 4,012 | 1,751 | 1,104 | 16,654 | 23.1 | 5,122 | 11,632 | 9,000 | 1,010 | 1,462 |
| Norway..... | 21,862 | 12.4 | 9,745 | 12,117 | 8,562 | 2,186 | 1,369 | 20,541 | 0.3 | 111 | 138 | 92 | 40 | 6 |
| Sweden..... | 21,001 | 11.9 | 9,634 | 11,367 | 8,497 | 1,753 | 1,117 | 1,358 | 1.9 | 604 | 764 | 670 | 84 | 91 |
| Denmark..... | 5,100 | 2.9 | 1,987 | 3,113 | 2,106 | 706 | 301 | 217 | 0.3 | 98 | 119 | 94 | 14 | 11 |
| Netherlands..... | 1,271 | 0.7 | 491 | 780 | 467 | 228 | 95 | 52 | 0.1 | 16 | 36 | 25 | 8 | 3 |
| Belgium..... | 912 | 0.5 | 464 | 448 | 291 | 95 | 62 | 36 | ----- | 19 | 17 | 13 | 1 | 3 |
| Luxemburg..... | 150 | 0.1 | 53 | 108 | 66 | 25 | 15 | ----- | ----- | ----- | ----- | ----- | ----- | ----- |
| Switzerland..... | 1,658 | 0.9 | 518 | 1,140 | 636 | 327 | 177 | 50 | 0.1 | 10 | 34 | 17 | 7 | 10 |
| France..... | 2,046 | 1.2 | 549 | 1,497 | 725 | 448 | 324 | 288 | 0.4 | 90 | 189 | 118 | 43 | 28 |
| Germany..... | 10,110 | 10.8 | 4,608 | 14,603 | 8,903 | 3,848 | 1,757 | 1,133 | 1.6 | 270 | 854 | 567 | 190 | 88 |
| Poland..... | 2,156 | 1.2 | 976 | 1,181 | 890 | 191 | 100 | 500 | 0.8 | 233 | 328 | 278 | 41 | 9 |
| Czechoslovakia..... | 913 | 0.5 | 326 | 587 | 422 | 93 | 72 | 72 | 0.1 | 35 | 37 | 30 | 7 | ----- |
| Austria..... | 2,207 | 1.3 | 842 | 1,365 | 958 | 262 | 145 | 92 | 0.1 | 31 | 61 | 43 | 11 | 7 |
| Hungary..... | 396 | 0.2 | 207 | 189 | 129 | 32 | 28 | 45 | 0.1 | 19 | 26 | 24 | 2 | ----- |
| Yugoslavia..... | 1,454 | 0.8 | 783 | 671 | 563 | 102 | 6 | 34 | ----- | 16 | 18 | 18 | ----- | ----- |
| Russia..... | 6,099 | 2.9 | 2,640 | 2,429 | 1,884 | 351 | 194 | 1,325 | 1.8 | 553 | 772 | 648 | 70 | 46 |
| Latvia..... | 231 | 0.1 | 142 | 89 | 76 | 8 | 5 | 30 | 0.1 | 19 | 20 | 10 | 1 | ----- |
| Lithuania..... | 460 | 0.3 | 264 | 196 | 102 | 25 | 9 | 300 | 0.5 | 149 | 211 | 202 | 7 | 2 |
| Finland..... | 3,753 | 2.1 | 1,950 | 1,803 | 1,543 | 145 | 115 | 61 | 0.1 | 20 | 41 | 32 | 4 | 5 |
| Rumania..... | 291 | 0.2 | 172 | 119 | 93 | 20 | 6 | 61 | 0.1 | 30 | 31 | 25 | ----- | ----- |
| Bulgaria..... | 67 | ----- | 42 | 25 | 3 | 2 | ----- | 2 | ----- | ----- | ----- | ----- | ----- | ----- |
| Turkey in Europe..... | 128 | 0.1 | 64 | 64 | 32 | 2 | ----- | 5 | ----- | 5 | ----- | ----- | ----- | ----- |
| Greece..... | 1,301 | 0.7 | 888 | 413 | 272 | 139 | 2 | 789 | 1.1 | 421 | 368 | 350 | 17 | 1 |
| Italy..... | 7,441 | 4.2 | 3,457 | 3,984 | 3,323 | 556 | 105 | 12,848 | 17.8 | 5,030 | 7,809 | 6,593 | 1,079 | 107 |
| Spain..... | 281 | 0.2 | 101 | 180 | 118 | 39 | 23 | 35 | ----- | 11 | 24 | 13 | 9 | 2 |
| Portugal..... | 58 | ----- | 17 | 41 | 28 | 11 | 2 | 2,550 | 3.5 | 1,240 | 1,310 | 1,042 | 194 | 74 |
| Other Europe..... | 764 | 0.4 | 373 | 391 | 302 | 61 | 23 | 205 | 0.3 | 120 | 85 | 79 | 5 | 1 |
| Asia: | | | | | | | | | | | | | | |
| Syria..... | 192 | 0.1 | 101 | 91 | 77 | 9 | 5 | 134 | 0.2 | 55 | 79 | 72 | 6 | 1 |
| Turkey in Asia..... | 870 | 0.5 | 446 | 424 | 413 | 10 | 1 | 537 | 0.7 | 298 | 239 | 223 | 15 | 1 |
| Other Asia..... | 442 | 0.3 | 318 | 124 | 58 | 45 | 21 | 564 | 0.8 | 308 | 240 | 213 | 26 | 3 |
| America: | | | | | | | | | | | | | | |
| Canada—French..... | 3,359 | 1.9 | 1,116 | 2,243 | 917 | 831 | 405 | 2,373 | 3.3 | 905 | 1,468 | 818 | 361 | 289 |
| Canada—Other..... | 29,652 | 16.8 | 14,629 | 15,023 | 4,850 | 5,497 | 4,070 | 18,253 | 25.3 | 9,104 | 9,989 | 4,477 | 2,009 | 2,603 |
| Newfoundland..... | 808 | 0.2 | 141 | 165 | 77 | 51 | 87 | 1,945 | 2.7 | 980 | 966 | 666 | 111 | 188 |
| West Indies..... | 74 | ----- | 33 | 41 | 20 | 11 | 10 | 87 | 0.1 | 47 | 40 | 17 | 12 | 11 |
| Mexico..... | 97 | 0.1 | 46 | 51 | 9 | 19 | 23 | 8 | ----- | 1 | 7 | 3 | 2 | 2 |
| Central and South America..... | 237 | 0.1 | 144 | 93 | 27 | 38 | 28 | 60 | 0.1 | 34 | 26 | 11 | 13 | 2 |
| All other..... | 990 | 0.6 | 532 | 458 | 125 | 173 | 160 | 720 | 1.0 | 312 | 408 | 316 | 66 | 20 |
| | SOUTH BEND, IND. | | | | | | SPOKANE, WASH. | | | | | | | |
| All countries..... | 43,071 | 100.0 | 14,020 | 29,051 | 20,446 | 5,801 | 2,806 | 48,893 | 100.0 | 16,190 | 30,703 | 16,800 | 5,881 | 5,072 |
| Europe: | | | | | | | | | | | | | | |
| England..... | 1,115 | 2.6 | 342 | 773 | 270 | 321 | 182 | 4,254 | 9.1 | 1,432 | 2,822 | 1,115 | 1,075 | 632 |
| Scotland..... | 386 | 0.9 | 114 | 272 | 118 | 93 | 61 | 1,561 | 3.3 | 554 | 1,007 | 482 | 331 | 194 |
| Wales..... | 63 | 0.1 | 13 | 50 | 31 | 13 | 6 | 382 | 0.8 | 93 | 289 | 132 | 114 | 43 |
| Northern Ireland..... | 134 | 0.3 | 23 | 111 | 45 | 42 | 24 | 571 | 1.2 | 118 | 463 | 249 | 147 | 57 |
| Irish Free State..... | 935 | 2.2 | 127 | 808 | 456 | 234 | 118 | 2,870 | 6.1 | 478 | 2,392 | 1,391 | 641 | 360 |
| Norway..... | 270 | 0.6 | 65 | 205 | 118 | 58 | 20 | 4,035 | 8.7 | 1,440 | 2,045 | 1,737 | 535 | 373 |
| Sweden..... | 1,459 | 3.4 | 510 | 949 | 678 | 189 | 82 | 5,802 | 12.4 | 2,495 | 3,307 | 2,270 | 877 | 351 |
| Denmark..... | 266 | 0.6 | 96 | 170 | 102 | 48 | 20 | 1,248 | 2.7 | 308 | 860 | 478 | 263 | 109 |
| Netherlands..... | 236 | 0.5 | 88 | 148 | 79 | 53 | 16 | 402 | 0.9 | 148 | 264 | 135 | 81 | 38 |
| Belgium..... | 1,590 | 3.7 | 757 | 833 | 644 | 147 | 42 | 1,233 | 0.3 | 50 | 73 | 41 | 20 | 12 |
| Luxemburg..... | 9 | ----- | 3 | 6 | 2 | 4 | ----- | 84 | 0.2 | 21 | 63 | 26 | 26 | 12 |
| Switzerland..... | 239 | 0.6 | 41 | 198 | 100 | 61 | 37 | 982 | 1.5 | 163 | 519 | 288 | 162 | 69 |
| France..... | 289 | 0.7 | 68 | 221 | 104 | 80 | 37 | 592 | 1.3 | 117 | 475 | 242 | 147 | 86 |
| Germany..... | 7,292 | 16.9 | 1,559 | 5,733 | 3,510 | 1,428 | 795 | 8,463 | 18.0 | 1,908 | 6,555 | 4,030 | 1,731 | 788 |
| Poland..... | 14,267 | 33.1 | 10,283 | 7,762 | 1,745 | 701 | 442 | 442 | 0.9 | 184 | 258 | 166 | 56 | 36 |
| Czechoslovakia..... | 291 | 0.7 | 134 | 157 | 118 | 27 | 12 | 295 | 0.6 | 103 | 187 | 123 | 52 | 12 |
| Austria..... | 1,633 | 3.8 | 732 | 901 | 730 | 112 | 69 | 551 | 1.2 | 230 | 821 | 198 | 73 | 60 |
| Hungary..... | 7,154 | 16.6 | 3,049 | 4,105 | 3,642 | 338 | 125 | 100 | 0.2 | 49 | 60 | 45 | 8 | 7 |
| Yugoslavia..... | 711 | 1.7 | 323 | 383 | 345 | 31 | 7 | 339 | 0.7 | 210 | 129 | 101 | 28 | ----- |
| Russia..... | 1,192 | 2.8 | 540 | 652 | 555 | 73 | 24 | 1,142 | 2.4 | 436 | 700 | 492 | 120 | 94 |
| Latvia..... | 35 | 0.1 | 13 | 22 | 20 | 2 | ----- | 6 | ----- | 3 | ----- | ----- | ----- | ----- |
| Lithuania..... | 192 | 0.4 | 82 | 110 | 97 | 7 | 6 | 45 | 0.1 | 21 | 22 | 14 | 8 | ----- |
| Finland..... | 22 | 0.1 | 5 | 17 | 15 | 2 | ----- | 328 | 0.7 | 176 | 162 | 122 | 18 | 12 |
| Rumania..... | 125 | 0.3 | 65 | 60 | 49 | 11 | ----- | 100 | 0.2 | 54 | 46 | 30 | 3 | 4 |
| Bulgaria..... | 56 | 0.1 | 35 | 21 | 13 | 3 | ----- | 35 | 0.1 | 17 | 18 | 3 | 10 | ----- |
| Turkey in Europe..... | 1 | ----- | 1 | ----- | ----- | ----- | ----- | 3 | ----- | 2 | ----- | ----- | ----- | ----- |
| Greece..... | 345 | 0.8 | 223 | 125 | 99 | 25 | 1 | 307 | 0.8 | 273 | 94 | 48 | 40 | ----- |
| Italy..... | 633 | 1.5 | 262 | 371 | 303 | 61 | 7 | 2,302 | 5.0 | 980 | 1,382 | 1,114 | 250 | 12 |
| Spain..... | 12 | ----- | 4 | 8 | 2 | 6 | ----- | 36 | 0.1 | 11 | 25 | 7 | 9 | 9 |
| Portugal..... | 18 | ----- | 11 | 7 | 4 | 2 | 1 | 13 | ----- | 2 | 11 | 10 | 1 | ----- |
| Other Europe..... | 75 | 0.2 | 12 | 63 | 56 | 4 | 3 | 20 | 0.1 | 17 | 42 | 30 | 8 | 4 |
| Asia: | | | | | | | | | | | | | | |
| Syria..... | 21 | ----- | 8 | 13 | 10 | 3 | ----- | 52 | 0.1 | 24 | 28 | 23 | 4 | 1 |
| Turkey in Asia..... | 34 | 0.1 | 21 | 13 | 13 | ----- | ----- | 5 | ----- | 3 | 2 | ----- | ----- | ----- |
| Other Asia..... | 29 | 0.1 | 17 | 12 | 9 | 8 | ----- | 54 | 0.1 | 23 | 31 | 14 | 10 | 7 |
| America: | | | | | | | | | | | | | | |
| Canada—French..... | 328 | 0.8 | 66 | 260 | 88 | 122 | 50 | 1,097 | 2.3 | 391 | 706 | 262 | 262 | 182 |
| Canada—Other..... | 1,513 | 3.5 | 554 | 964 | 239 | 439 | 286 | 8,130 | 17.3 | 3,404 | 4,666 | 1,823 | 1,863 | 1,480 |
| Newfoundland..... | 14 | ----- | 6 | 8 | 2 | 2 | 4 | 20 | ----- | 5 | 15 | 6 | 4 | 4 |
| West Indies..... | 3 | ----- | 1 | 2 | ----- | | | | | | | | | |

POPULATION

TABLE 11.—COUNTRY OF ORIGIN OF THE FOREIGN WHITE STOCK, BY NATIVITY AND PARENTAGE, FOR CITIES HAVING 100,000 INHABITANTS OR MORE: 1930—Continued

| COUNTRY OF ORIGIN | TOTAL FOREIGN WHITE STOCK | | Foreign-born white | NATIVE WHITE—FOREIGN OR MIXED PARENTAGE | | | | TOTAL FOREIGN WHITE STOCK | | Foreign-born white | NATIVE WHITE—FOREIGN OR MIXED PARENTAGE | | | |
|--------------------------------|---------------------------|----------|--------------------|---|----------------------|----------------|----------------|---------------------------|----------|--------------------|---|----------------------|----------------|----------------|
| | Number | Per cent | | Total | Both parents foreign | Father foreign | Mother foreign | Number | Per cent | | Total | Both parents foreign | Father foreign | Mother foreign |
| SPRINGFIELD, MASS. | | | | | | | | | | | | | | |
| All countries..... | 88,809 | 100.0 | 32,842 | 55,967 | 33,500 | 9,301 | 8,166 | 105,264 | 100.0 | 35,010 | 70,244 | 48,133 | 13,515 | 8,598 |
| Europe: | | | | | | | | | | | | | | |
| England..... | 5,460 | 6.2 | 1,955 | 3,505 | 1,670 | 991 | 844 | 7,737 | 7.4 | 2,444 | 5,293 | 2,254 | 1,843 | 1,196 |
| Scotland..... | 3,907 | 4.4 | 1,816 | 2,091 | 1,256 | 416 | 419 | 1,953 | 1.9 | 714 | 1,239 | 609 | 312 | 318 |
| Wales..... | 120 | 0.1 | 25 | 95 | 45 | 26 | 24 | 466 | 0.4 | 108 | 358 | 154 | 131 | 73 |
| Northern Ireland..... | 1,894 | 2.1 | 492 | 1,402 | 836 | 270 | 296 | 1,609 | 1.4 | 371 | 1,138 | 615 | 278 | 245 |
| Irish Free State..... | 17,269 | 19.5 | 4,777 | 12,492 | 9,020 | 1,415 | 2,057 | 14,458 | 13.7 | 2,869 | 11,589 | 7,802 | 1,957 | 1,830 |
| Norway..... | 498 | 0.2 | 79 | 119 | 80 | 16 | 23 | 192 | 0.2 | 89 | 103 | 64 | 30 | 9 |
| Sweden..... | 2,663 | 3.0 | 1,156 | 1,512 | 1,180 | 153 | 179 | 574 | 0.5 | 213 | 361 | 234 | 80 | 47 |
| Denmark..... | 204 | 0.2 | 78 | 120 | 86 | 29 | 11 | 244 | 0.2 | 70 | 165 | 106 | 49 | 10 |
| Netherlands..... | 75 | 0.1 | 31 | 44 | 21 | 18 | 5 | 234 | 0.2 | 64 | 170 | 96 | 52 | 22 |
| Belgium..... | 89 | 0.1 | 34 | 46 | 31 | 7 | 8 | 78 | 0.1 | 29 | 49 | 22 | 20 | 7 |
| Luxemburg..... | 8 | | | 8 | | | | 12 | | 3 | 9 | 3 | 2 | 4 |
| Switzerland..... | 179 | 0.2 | 62 | 117 | 69 | 31 | 17 | 901 | 0.9 | 280 | 621 | 333 | 186 | 102 |
| France..... | 433 | 0.5 | 133 | 295 | 173 | 66 | 56 | 1,035 | 1.0 | 200 | 835 | 474 | 223 | 133 |
| Germany..... | 3,610 | 4.1 | 1,148 | 2,462 | 1,629 | 533 | 300 | 18,581 | 17.7 | 4,560 | 14,021 | 9,493 | 2,966 | 1,562 |
| Poland..... | 7,042 | 9.0 | 3,176 | 4,767 | 4,443 | 199 | 125 | 13,498 | 12.8 | 5,037 | 8,461 | 7,604 | 617 | 210 |
| Czechoslovakia..... | 389 | 0.4 | 151 | 235 | 172 | 27 | 35 | 378 | 0.8 | 321 | 57 | 466 | 65 | 26 |
| Austria..... | 531 | 0.6 | 178 | 353 | 245 | 67 | 41 | 1,033 | 1.0 | 372 | 661 | 517 | 99 | 45 |
| Hungary..... | 104 | 0.1 | 49 | 55 | 48 | 2 | 5 | 220 | 0.2 | 82 | 138 | 108 | 10 | 11 |
| Yugoslavia..... | 37 | | 15 | 22 | 20 | 2 | | 134 | 0.1 | 66 | 68 | 62 | 6 | |
| Russia..... | 5,597 | 6.3 | 2,398 | 3,199 | 2,734 | 338 | 127 | 4,968 | 4.7 | 2,040 | 2,928 | 2,460 | 349 | 119 |
| Latvia..... | 61 | 0.1 | 37 | 24 | 24 | | | 72 | 0.1 | 36 | 36 | 31 | 2 | 3 |
| Lithuania..... | 733 | 0.8 | 314 | 419 | 377 | 18 | 24 | 460 | 0.4 | 207 | 253 | 222 | 26 | 5 |
| Finland..... | 331 | 0.4 | 172 | 159 | 139 | 9 | 11 | 107 | 0.1 | 45 | 62 | 51 | 5 | 6 |
| Rumania..... | 110 | 0.1 | 63 | 52 | 42 | 2 | 8 | 298 | 0.3 | 136 | 162 | 132 | 25 | 5 |
| Bulgaria..... | 16 | | 7 | 9 | 6 | 3 | | 28 | | 21 | 7 | 5 | 2 | |
| Turkey in Europe..... | 29 | | 15 | 14 | 10 | 4 | | 14 | | 10 | 4 | 4 | | |
| Greece..... | 1,572 | 1.8 | 332 | 740 | 671 | 68 | 1 | 677 | 0.6 | 400 | 277 | 235 | 41 | 1 |
| Italy..... | 12,095 | 13.6 | 5,217 | 6,873 | 5,967 | 785 | 126 | 21,792 | 20.6 | 8,617 | 13,085 | 11,132 | 1,807 | 146 |
| Spain..... | 48 | 0.1 | 18 | 30 | 19 | 8 | 3 | 64 | 0.1 | 40 | 24 | 10 | 1 | 7 |
| Portugal..... | 76 | 0.1 | 28 | 48 | 40 | 6 | 2 | 11 | | 5 | 6 | 5 | 1 | 1 |
| Other Europe..... | 52 | 0.1 | 18 | 34 | 22 | 8 | 4 | 289 | 0.3 | 119 | 170 | 140 | 9 | 21 |
| Asia: | | | | | | | | | | | | | | |
| Syria..... | 798 | 0.9 | 333 | 465 | 389 | 59 | 17 | 335 | 0.3 | 161 | 174 | 153 | 20 | 1 |
| Turkey in Asia..... | 500 | 0.6 | 293 | 207 | 180 | 20 | 14 | 407 | 0.4 | 260 | 131 | 14 | 2 | 2 |
| Other Asia..... | 318 | 0.4 | 170 | 148 | 124 | 11 | 13 | 322 | 0.3 | 176 | 146 | 116 | 21 | 9 |
| America: | | | | | | | | | | | | | | |
| Canada—French..... | 14,832 | 16.8 | 4,018 | 9,964 | 5,480 | 2,502 | 1,982 | 2,958 | 2.8 | 1,026 | 1,932 | 832 | 581 | 519 |
| Canada—Other..... | 5,904 | 6.7 | 2,270 | 3,623 | 1,150 | 1,121 | 1,367 | 8,541 | 8.1 | 3,667 | 4,874 | 1,411 | 1,594 | 1,869 |
| Newfoundland..... | 107 | 0.1 | 44 | 63 | 15 | 30 | 18 | 30 | | 17 | 13 | 3 | 5 | 5 |
| West Indies..... | 95 | 0.1 | 45 | 50 | 27 | 22 | 1 | 38 | | 20 | 13 | 4 | 9 | 5 |
| Mexico..... | 4 | | 2 | 2 | 2 | | | 22 | | 10 | 12 | 1 | 7 | 4 |
| Central and South America..... | 68 | 0.1 | 40 | 28 | 18 | 4 | 6 | 71 | 0.1 | 39 | 32 | 8 | 17 | 7 |
| All other..... | 113 | 0.1 | 48 | 65 | 33 | 15 | 17 | 103 | 0.1 | 57 | 46 | 25 | 15 | 9 |
| TACOMA, WASH. | | | | | | | | | | | | | | |
| All countries..... | 52,342 | 100.0 | 19,796 | 32,546 | 19,834 | 8,138 | 4,574 | 36,726 | 100.0 | 14,430 | 22,296 | 15,066 | 5,169 | 2,121 |
| Europe: | | | | | | | | | | | | | | |
| England..... | 4,038 | 8.9 | 1,705 | 2,933 | 1,292 | 1,020 | 621 | 1,044 | 2.8 | 381 | 713 | 225 | 307 | 181 |
| Scotland..... | 1,767 | 3.4 | 689 | 1,078 | 353 | 108 | 108 | 340 | 0.9 | 17 | 243 | 93 | 101 | 49 |
| Wales..... | 415 | 0.8 | 131 | 284 | 142 | 102 | 40 | 60 | 0.1 | 37 | 33 | 12 | 14 | 7 |
| Northern Ireland..... | 717 | 1.4 | 226 | 491 | 278 | 144 | 69 | 170 | 0.5 | 17 | 33 | 12 | 14 | 7 |
| Irish Free State..... | 2,003 | 3.8 | 396 | 1,607 | 957 | 434 | 216 | 403 | 1.1 | 38 | 137 | 68 | 42 | 27 |
| Norway..... | 8,309 | 15.9 | 3,443 | 4,866 | 3,477 | 900 | 489 | 3,477 | 9.3 | 70 | 333 | 174 | 86 | 73 |
| Sweden..... | 6,498 | 12.4 | 2,778 | 3,720 | 2,655 | 689 | 396 | 190 | 0.5 | 29 | 68 | 39 | 20 | 9 |
| Denmark..... | 1,603 | 3.1 | 589 | 1,014 | 742 | 202 | 70 | 122 | 0.3 | 48 | 74 | 73 | 26 | 26 |
| Netherlands..... | 255 | 0.5 | 88 | 187 | 107 | 55 | 25 | 115 | 0.3 | 39 | 76 | 42 | 29 | 3 |
| Belgium..... | 136 | 0.3 | 48 | 88 | 61 | 16 | 11 | 29 | 0.1 | 13 | 16 | 3 | 9 | 4 |
| Luxemburg..... | 52 | 0.1 | 11 | 41 | 18 | 20 | 3 | 20 | 0.1 | 13 | 16 | 3 | 9 | 4 |
| Switzerland..... | 331 | 1.6 | 253 | 578 | 322 | 169 | 87 | 128 | 0.3 | 40 | 88 | 39 | 37 | 12 |
| France..... | 585 | 1.1 | 150 | 435 | 214 | 162 | 59 | 313 | 0.9 | 106 | 207 | 105 | 63 | 39 |
| Germany..... | 6,152 | 11.8 | 1,520 | 4,632 | 2,903 | 1,120 | 609 | 1,404 | 3.8 | 342 | 1,062 | 582 | 348 | 192 |
| Poland..... | 1,001 | 1.9 | 380 | 621 | 472 | 120 | 29 | 98 | 0.3 | 48 | 50 | 39 | 6 | 5 |
| Czechoslovakia..... | 1,065 | 2.0 | 346 | 719 | 519 | 157 | 43 | 46 | 0.1 | 23 | 23 | 14 | 5 | 4 |
| Austria..... | 777 | 1.5 | 287 | 540 | 413 | 92 | 35 | 111 | 0.3 | 52 | 59 | 45 | 8 | 6 |
| Hungary..... | 107 | 0.2 | 44 | 63 | 45 | 9 | 9 | 64 | 0.2 | 25 | 39 | 25 | 8 | 6 |
| Yugoslavia..... | 1,249 | 2.4 | 619 | 630 | 543 | 83 | 4 | 1 | | 1 | 1 | 1 | 1 | |
| Russia..... | 1,914 | 3.7 | 779 | 1,135 | 885 | 162 | 88 | 328 | 0.9 | 121 | 207 | 171 | 26 | 10 |
| Latvia..... | 46 | 0.1 | 30 | 16 | 15 | | 1 | 8 | | 6 | 2 | 2 | | |
| Lithuania..... | 202 | 0.4 | 111 | 91 | 85 | 6 | | 23 | 0.1 | 8 | 15 | 2 | | |
| Finland..... | 659 | 1.3 | 317 | 342 | 283 | 25 | 34 | 12 | | 8 | 4 | 1 | | |
| Rumania..... | 49 | 0.1 | 22 | 27 | 13 | 6 | 8 | 280 | 0.8 | 117 | 163 | 135 | 28 | 1 |
| Bulgaria..... | 16 | | 11 | 5 | 5 | | | 1 | | 1 | 1 | 1 | | |
| Turkey in Europe..... | 6 | | 4 | 2 | 2 | | | 1 | | 1 | 1 | 1 | | |
| Greece..... | 381 | 0.7 | 237 | 144 | 99 | 45 | | 143 | 0.4 | 87 | 56 | 23 | | |
| Italy..... | 2,697 | 5.2 | 1,186 | 1,511 | 1,214 | 270 | 27 | 8,477 | 23.1 | 3,298 | 5,179 | 4,424 | 543 | 212 |
| Spain..... | 25 | | 6 | 19 | 8 | 5 | 6 | 8,386 | 22.8 | 3,457 | 4,929 | 3,759 | 1,068 | 112 |
| Portugal..... | 23 | | 9 | 14 | 11 | 3 | | 6 | | 1 | 5 | 2 | | |
| Other Europe..... | 86 | 0.2 | 28 | 57 | 43 | 9 | 5 | 33 | 0.1 | 12 | 21 | 17 | 3 | 2 |
| Asia: | | | | | | | | | | | | | | |
| Syria..... | 52 | 0.1 | 21 | 31 | 25 | 5 | 1 | 71 | 0.2 | 36 | 35 | 28 | 7 | |
| Turkey in Asia..... | 114 | 0.2 | 76 | 39 | 35 | 3 | 1 | 7 | | 5 | 2 | 2 | | |
| Other Asia..... | 41 | 0.1 | 19 | 22 | 9 | 10 | 3 | 49 | 0.1 | 26 | 23 | 15 | 6 | 2 |
| America: | | | | | | | | | | | | | | |
| Canada—French..... | 864 | 1.7 | 238 | 626 | 255 | 233 | 138 | 147 | 0.4 | 60 | 87 | 29 | 33 | 25 |
| Canada—Other..... | 6,720 | 12.8 | 2,917 | 3,803 | 1,117 | 1,480 | 1,200 | 539 | 2.3 | 429 | 410 | 115 | 147 | 148 |
| Newfoundland..... | 30 | 0.1 | 19 | 11 | 7 | 2 | 2 | 4 | | 1 | 3 | 1 | | |
| West Indies..... | 17 | | 5 | 12 | 2 | 5 | 5 | 12,661 | 34.5 | 5,108 | 7,553 | 4,534 | 2,057 | 902 |
| Mexico..... | 15 | | 7 | 8 | 3 | 2 | 3 | 152 | 0.4 | 45 | 107 | 59 | 33 | 15 |
| Central and South America..... | 64 | 0.1 | 34 | 30 | 13 | 8 | 9 | 274 | 0.7 | 170 | 104 | 40 | 41 | |

COUNTRY OF ORIGIN OF THE FOREIGN WHITE STOCK

TABLE 11.—COUNTRY OF ORIGIN OF THE FOREIGN WHITE STOCK, BY NATIVITY AND PARENTAGE, FOR CITIES HAVING 100,000 INHABITANTS OR MORE: 1930—Continued

| COUNTRY OF ORIGIN | TOTAL FOREIGN WHITE STOCK | | Foreign-born white | NATIVE WHITE—FOREIGN OR MIXED PARENTAGE | | | | TOTAL FOREIGN WHITE STOCK | | Foreign-born white | NATIVE WHITE—FOREIGN OR MIXED PARENTAGE | | | |
|--------------------------------|---------------------------|----------|--------------------|---|----------------------|----------------|----------------|---------------------------|----------|--------------------|---|----------------------|----------------|----------------|
| | Number | Per cent | | Total | Both parents foreign | Father foreign | Mother foreign | Number | Per cent | | Total | Both parents foreign | Father foreign | Mother foreign |
| | | | | | | | | | | | | | | |
| | TOLEDO, OHIO | | | | | | | TRENTON, N. J. | | | | | | |
| All countries..... | 111,569 | 100.0 | 33,474 | 78,085 | 51,021 | 18,105 | 8,958 | 72,889 | 100.0 | 20,757 | 46,082 | 35,515 | 7,042 | 3,595 |
| Europe: | | | | | | | | | | | | | | |
| England..... | 5,884 | 5.3 | 1,069 | 4,215 | 1,725 | 1,502 | 928 | 5,843 | 8.0 | 2,008 | 3,775 | 1,770 | 1,150 | 846 |
| Scotland..... | 1,750 | 1.6 | 676 | 1,083 | 555 | 513 | 215 | 1,864 | 1.0 | 613 | 751 | 372 | 218 | 163 |
| Wales..... | 334 | 0.3 | 67 | 267 | 114 | 96 | 57 | 187 | 0.2 | 33 | 104 | 49 | 28 | 27 |
| Northern Ireland..... | 1,287 | 1.2 | 201 | 1,026 | 609 | 241 | 176 | 733 | 1.1 | 133 | 600 | 366 | 117 | 117 |
| Irish Free State..... | 5,005 | 5.1 | 932 | 4,733 | 2,930 | 1,086 | 717 | 5,592 | 7.7 | 1,140 | 4,452 | 2,968 | 648 | 836 |
| Norway..... | 358 | 0.3 | 129 | 229 | 140 | 48 | 32 | 26 | 0.1 | 12 | 14 | 8 | 1 | 5 |
| Sweden..... | 801 | 0.8 | 281 | 580 | 395 | 133 | 52 | 108 | 0.3 | 60 | 132 | 74 | 31 | 27 |
| Denmark..... | 404 | 0.4 | 107 | 297 | 179 | 77 | 41 | 108 | 0.1 | 38 | 70 | 46 | 20 | 4 |
| Netherlands..... | 308 | 0.3 | 78 | 290 | 187 | 61 | 42 | 77 | 0.1 | 16 | 61 | 35 | 14 | 12 |
| Belgium..... | 340 | 0.3 | 105 | 175 | 106 | 49 | 20 | 36 | 0.1 | 20 | 10 | 7 | 7 | 2 |
| Luxemburg..... | 76 | 0.1 | 19 | 57 | 36 | 21 | 10 | 13 | 0.0 | 4 | 9 | 5 | 2 | 2 |
| Switzerland..... | 2,372 | 2.1 | 524 | 1,848 | 1,089 | 530 | 229 | 151 | 0.2 | 57 | 94 | 62 | 26 | 6 |
| France..... | 2,081 | 1.9 | 412 | 1,669 | 915 | 555 | 160 | 320 | 0.5 | 121 | 208 | 113 | 55 | 40 |
| Germany..... | 34,855 | 31.2 | 7,512 | 27,343 | 17,442 | 6,502 | 3,330 | 7,208 | 9.9 | 1,033 | 5,275 | 3,569 | 1,148 | 558 |
| Poland..... | 26,213 | 23.5 | 8,360 | 17,853 | 13,935 | 3,059 | 359 | 10,810 | 14.9 | 3,840 | 6,973 | 6,152 | 646 | 175 |
| Czechoslovakia..... | 1,650 | 1.5 | 699 | 951 | 787 | 104 | 60 | 5,003 | 7.0 | 1,801 | 3,172 | 2,074 | 304 | 104 |
| Austria..... | 1,301 | 1.2 | 617 | 784 | 559 | 133 | 62 | 1,121 | 1.5 | 480 | 641 | 517 | 64 | 60 |
| Hungary..... | 5,027 | 5.3 | 2,399 | 3,628 | 3,071 | 331 | 120 | 6,367 | 8.7 | 2,974 | 3,393 | 3,051 | 205 | 137 |
| Yugoslavia..... | 202 | 0.2 | 132 | 190 | 104 | 19 | 7 | 873 | 1.2 | 403 | 380 | 367 | 8 | 5 |
| Russia..... | 3,483 | 3.1 | 1,468 | 2,015 | 1,028 | 297 | 90 | 4,300 | 5.9 | 1,784 | 2,522 | 2,140 | 299 | 74 |
| Latvia..... | 49 | 0.0 | 20 | 29 | 0 | 0 | 0 | 58 | 0.1 | 24 | 34 | 27 | 7 | 7 |
| Lithuania..... | 224 | 0.2 | 98 | 126 | 103 | 0 | 0 | 545 | 0.7 | 213 | 332 | 200 | 39 | 3 |
| Finland..... | 64 | 0.1 | 20 | 35 | 20 | 0 | 0 | 10 | 0.0 | 7 | 3 | 1 | 2 | 2 |
| Rumania..... | 614 | 0.6 | 285 | 326 | 200 | 28 | 8 | 960 | 1.3 | 510 | 450 | 425 | 17 | 8 |
| Bulgaria..... | 845 | 0.8 | 633 | 212 | 147 | 64 | 1 | 8 | 0.0 | 5 | 3 | 3 | 0 | 0 |
| Turkey in Europe..... | 1,294 | 1.2 | 820 | 474 | 335 | 141 | 0 | 301 | 0.4 | 185 | 116 | 103 | 13 | 13 |
| Greece..... | 2,193 | 2.0 | 968 | 1,225 | 970 | 240 | 0 | 10,284 | 20.5 | 7,522 | 11,760 | 9,888 | 1,601 | 181 |
| Italy..... | 42 | 0.0 | 2 | 22 | 1 | 4 | 4 | 41 | 0.1 | 19 | 6 | 6 | 12 | 1 |
| Spain..... | 9 | 0.0 | 2 | 7 | 1 | 2 | 1 | 24 | 0.0 | 16 | 0 | 6 | 3 | 1 |
| Portugal..... | 151 | 0.1 | 48 | 103 | 75 | 20 | 8 | 208 | 0.3 | 35 | 173 | 154 | 17 | 2 |
| Other Europe..... | | | | | | | | | | | | | | |
| Asia: | | | | | | | | | | | | | | |
| Syria..... | 1,308 | 1.2 | 509 | 739 | 621 | 105 | 13 | 82 | 0.1 | 42 | 40 | 32 | 4 | 4 |
| Turkey in Asia..... | 355 | 0.3 | 217 | 138 | 124 | 11 | 3 | 38 | 0.1 | 29 | 9 | 7 | 2 | 2 |
| Other Asia..... | 109 | 0.1 | 67 | 42 | 31 | 0 | 2 | 91 | 0.1 | 45 | 40 | 35 | 7 | 4 |
| America: | | | | | | | | | | | | | | |
| Canada—French..... | 1,882 | 1.7 | 534 | 1,348 | 521 | 477 | 350 | 230 | 0.3 | 75 | 155 | 84 | 39 | 32 |
| Canada—Other..... | 6,527 | 5.9 | 2,497 | 4,030 | 1,118 | 1,044 | 1,268 | 393 | 0.5 | 170 | 217 | 98 | 79 | 70 |
| Newfoundland..... | 50 | 0.0 | 27 | 23 | 1 | 3 | 0 | 14 | 0.0 | 5 | 0 | 3 | 4 | 2 |
| West Indies..... | 43 | 0.0 | 19 | 24 | 7 | 10 | 7 | 19 | 0.0 | 10 | 0 | 1 | 2 | 6 |
| Mexico..... | 91 | 0.1 | 60 | 31 | 10 | 17 | 4 | 0 | 0.0 | 2 | 7 | 1 | 6 | 6 |
| Central and South America..... | 48 | 0.0 | 35 | 13 | 7 | 6 | 0 | 60 | 0.1 | 36 | 3 | 10 | 17 | 6 |
| All other..... | 121 | 0.1 | 50 | 65 | 36 | 17 | 12 | 41 | 0.1 | 25 | 16 | 4 | 4 | 8 |
| | TULSA, OKLA. | | | | | | | UTICA, N. Y. | | | | | | |
| All countries..... | 11,865 | 100.0 | 2,690 | 9,275 | 4,357 | 3,382 | 1,538 | 62,961 | 100.0 | 21,809 | 41,643 | 30,882 | 6,951 | 3,809 |
| Europe: | | | | | | | | | | | | | | |
| England..... | 1,635 | 12.8 | 270 | 1,266 | 411 | 508 | 277 | 3,524 | 5.6 | 1,097 | 2,427 | 1,095 | 805 | 527 |
| Scotland..... | 544 | 4.5 | 120 | 424 | 100 | 170 | 85 | 702 | 1.1 | 244 | 458 | 232 | 114 | 112 |
| Wales..... | 148 | 1.2 | 18 | 130 | 49 | 55 | 26 | 3,031 | 4.8 | 1,180 | 1,885 | 1,168 | 453 | 224 |
| Northern Ireland..... | 361 | 3.0 | 43 | 318 | 146 | 110 | 62 | 700 | 1.1 | 125 | 575 | 318 | 132 | 125 |
| Irish Free State..... | 1,204 | 10.1 | 112 | 1,092 | 593 | 388 | 171 | 5,464 | 8.7 | 889 | 4,575 | 2,951 | 905 | 719 |
| Norway..... | 159 | 1.3 | 34 | 125 | 87 | 27 | 11 | 31 | 0.2 | 13 | 18 | 10 | 4 | 4 |
| Sweden..... | 660 | 4.7 | 119 | 441 | 242 | 131 | 68 | 142 | 0.2 | 43 | 99 | 59 | 23 | 17 |
| Denmark..... | 196 | 1.6 | 36 | 160 | 90 | 57 | 13 | 150 | 0.2 | 57 | 93 | 50 | 20 | 17 |
| Netherlands..... | 102 | 0.9 | 20 | 76 | 32 | 34 | 10 | 118 | 0.2 | 27 | 91 | 46 | 33 | 12 |
| Belgium..... | 43 | 0.4 | 15 | 28 | 19 | 3 | 0 | 20 | 0.0 | 8 | 18 | 13 | 2 | 3 |
| Luxemburg..... | 7 | 0.1 | 7 | 0 | 3 | 4 | 0 | 10 | 0.0 | 4 | 6 | 5 | 1 | 1 |
| Switzerland..... | 171 | 1.4 | 27 | 144 | 59 | 55 | 30 | 574 | 0.9 | 162 | 412 | 245 | 96 | 71 |
| France..... | 376 | 3.1 | 70 | 306 | 124 | 122 | 60 | 692 | 1.1 | 117 | 575 | 316 | 165 | 94 |
| Germany..... | 2,699 | 21.7 | 357 | 2,242 | 1,130 | 847 | 205 | 7,407 | 11.9 | 1,691 | 5,800 | 3,792 | 1,421 | 593 |
| Poland..... | 243 | 2.0 | 109 | 134 | 98 | 23 | 13 | 10,563 | 16.8 | 3,871 | 6,692 | 6,081 | 415 | 196 |
| Czechoslovakia..... | 115 | 1.0 | 31 | 84 | 56 | 20 | 8 | 145 | 0.2 | 61 | 84 | 59 | 16 | 9 |
| Austria..... | 228 | 1.9 | 60 | 169 | 110 | 33 | 16 | 430 | 0.7 | 186 | 244 | 189 | 37 | 18 |
| Hungary..... | 82 | 0.7 | 32 | 50 | 23 | 18 | 9 | 32 | 0.1 | 18 | 14 | 10 | 2 | 2 |
| Yugoslavia..... | 21 | 0.2 | 11 | 10 | 8 | 2 | 0 | 17 | 0.0 | 15 | 2 | 2 | 0 | 0 |
| Russia..... | 850 | 7.1 | 341 | 509 | 302 | 86 | 31 | 1,588 | 2.5 | 562 | 1,026 | 838 | 120 | 68 |
| Latvia..... | 95 | 0.8 | 46 | 49 | 47 | 2 | 0 | 37 | 0.1 | 14 | 23 | 22 | 1 | 1 |
| Lithuania..... | 62 | 0.5 | 39 | 23 | 17 | 0 | 0 | 680 | 1.1 | 270 | 416 | 881 | 28 | 7 |
| Finland..... | 15 | 0.1 | 6 | 9 | 0 | 0 | 0 | 25 | 0.0 | 18 | 7 | 3 | 4 | 4 |
| Rumania..... | 66 | 0.6 | 26 | 40 | 26 | 12 | 2 | 63 | 0.1 | 26 | 37 | 34 | 3 | 3 |
| Bulgaria..... | 36 | 0.3 | 31 | 5 | 3 | 2 | 0 | 7 | 0.0 | 4 | 3 | 3 | 0 | 0 |
| Turkey in Europe..... | 1 | 0.0 | 1 | 0 | 1 | 1 | 0 | 157 | 0.2 | 95 | 62 | 60 | 2 | 2 |
| Greece..... | 205 | 2.2 | 154 | 111 | 73 | 38 | 0 | 21,091 | 33.5 | 8,311 | 12,780 | 11,164 | 1,429 | 197 |
| Italy..... | 230 | 1.9 | 73 | 157 | 85 | 60 | 12 | 26 | 0.0 | 10 | 16 | 8 | 4 | 4 |
| Spain..... | 23 | 0.2 | 6 | 17 | 9 | 8 | 0 | 71 | 0.1 | 34 | 37 | 29 | 2 | 6 |
| Portugal..... | 8 | 0.0 | 1 | 7 | 2 | 1 | 0 | 30 | 0.0 | 8 | 22 | 17 | 5 | 5 |
| Other Europe..... | 41 | 0.3 | 8 | 33 | 23 | 6 | 4 | | | | | | | |
| Asia: | | | | | | | | | | | | | | |
| Syria..... | 67 | 0.6 | 33 | 34 | 27 | 6 | 1 | 1,886 | 3.0 | 849 | 1,037 | 973 | 56 | 8 |
| Turkey in Asia..... | 4 | 0.0 | 3 | 1 | 1 | 1 | 0 | 69 | 0.1 | 35 | 34 | 33 | 1 | 1 |
| Other Asia..... | 29 | 0.2 | 22 | 7 | 4 | 3 | 0 | 63 | 0.1 | 36 | 27 | 16 | 6 | 6 |
| America: | | | | | | | | | | | | | | |
| Canada—French..... | 172 | 1.4 | 31 | 141 | 43 | 60 | 38 | 980 | 1.6 | 315 | 665 | 293 | 198 | 174 |
| Canada—Other..... | 1,166 | 9.7 | 307 | 859 | 209 | 380 | 270 | 2,205 | 3.5 | 841 | 1,364 | 864 | 429 | 571 |
| Newfoundland..... | 10 | 0.1 | 5 | 5 | 0 | 0 | 0 | 15 | 0.0 | 11 | 4 | 1 | 1 | 3 |
| West Indies..... | 11 | 0.1 | 4 | 7 | 1 | 2 | 0 | 7 | 0.0 | 4 | 8 | 2 | 2 | 4 |
| Mexico..... | 40 | 0.3 | 13 | 27 | 6 | 12 | 9 | 41 | 0.1 | 24 | 17 | 7 | 8 | 8 |
| Central and South America..... | | | | | | | | | | | | | | |

TABLE 11.—COUNTRY OF ORIGIN OF THE FOREIGN WHITE STOCK, BY NATIVITY AND PARENTAGE, FOR CITIES HAVING 100,000 INHABITANTS OR MORE: 1930—Continued

| COUNTRY OF ORIGIN | TOTAL FOREIGN WHITE STOCK | | Foreign-born white | NATIVE WHITE—FOREIGN OR MIXED PARENTAGE | | | | TOTAL FOREIGN WHITE STOCK | | Foreign-born white | NATIVE WHITE—FOREIGN OR MIXED PARENTAGE | | | |
|--------------------------------|---------------------------|----------|--------------------|---|----------------------|----------------|----------------|---------------------------|----------|--------------------|---|----------------------|----------------|----------------|
| | Number | Per cent | | Total | Both parents foreign | Father foreign | Mother foreign | Number | Per cent | | Total | Both parents foreign | Father foreign | Mother foreign |
| WASHINGTON, D. C. | | | | | | | | | | | | | | |
| All countries..... | 91,487 | 100.0 | 29,932 | 61,555 | 36,809 | 15,820 | 8,928 | 12,723 | 100.0 | 2,263 | 10,460 | 4,878 | 3,793 | 1,799 |
| Europe: | | | | | | | | | | | | | | |
| England..... | 9,398 | 10.3 | 2,835 | 6,563 | 2,277 | 2,614 | 1,672 | 1,721 | 13.5 | 267 | 1,454 | 426 | 668 | 360 |
| Scotland..... | 2,870 | 3.1 | 884 | 1,985 | 879 | 721 | 386 | 516 | 4.1 | 99 | 417 | 174 | 173 | 70 |
| Wales..... | 536 | 0.6 | 110 | 420 | 175 | 158 | 89 | 143 | 1.1 | 25 | 118 | 61 | 40 | 27 |
| Northern Ireland..... | 2,479 | 2.7 | 493 | 1,986 | 1,093 | 469 | 424 | 673 | 5.3 | 205 | 623 | 208 | 239 | 86 |
| Irish Free State..... | 14,805 | 16.2 | 3,026 | 11,779 | 6,775 | 2,706 | 2,208 | 737 | 5.8 | 74 | 663 | 300 | 245 | 118 |
| Norway..... | 761 | 0.8 | 228 | 533 | 314 | 129 | 90 | 189 | 1.6 | 37 | 152 | 73 | 83 | 46 |
| Sweden..... | 1,358 | 1.5 | 435 | 923 | 609 | 175 | 139 | 614 | 4.8 | 108 | 506 | 265 | 159 | 82 |
| Denmark..... | 610 | 0.7 | 229 | 381 | 212 | 127 | 42 | 195 | 1.5 | 37 | 158 | 80 | 61 | 17 |
| Netherlands..... | 464 | 0.5 | 151 | 313 | 121 | 141 | 51 | 122 | 1.0 | 23 | 99 | 40 | 44 | 15 |
| Belgium..... | 173 | 0.2 | 92 | 81 | 10 | 9 | 7 | 33 | 0.3 | 9 | 24 | 15 | 7 | 2 |
| Luxemburg..... | 28 | | 8 | 20 | 3 | 3 | 2 | 15 | 0.1 | 3 | 12 | 11 | 90 | 47 |
| Switzerland..... | 948 | 1.0 | 300 | 588 | 314 | 193 | 81 | 288 | 2.3 | 35 | 253 | 116 | 145 | 41 |
| France..... | 1,790 | 2.0 | 707 | 1,082 | 470 | 407 | 206 | 330 | 2.7 | 32 | 307 | 121 | 145 | 41 |
| Germany..... | 15,779 | 17.2 | 3,411 | 12,368 | 7,246 | 3,752 | 1,370 | 4,110 | 32.3 | 606 | 3,504 | 1,854 | 1,108 | 452 |
| Poland..... | 3,356 | 3.7 | 1,562 | 1,794 | 1,516 | 209 | 69 | 110 | 0.9 | 46 | 64 | 40 | 15 | 9 |
| Czechoslovakia..... | 461 | 0.5 | 193 | 268 | 200 | 38 | 30 | 160 | 1.3 | 44 | 125 | 72 | 30 | 23 |
| Austria..... | 1,322 | 1.4 | 493 | 829 | 597 | 155 | 77 | 189 | 1.5 | 47 | 142 | 92 | 26 | 24 |
| Hungary..... | 621 | 0.6 | 228 | 393 | 193 | 69 | 31 | 36 | 0.3 | 18 | 18 | 9 | 4 | 5 |
| Yugoslavia..... | 112 | 0.1 | 55 | 57 | 33 | 22 | 9 | 19 | 0.1 | 10 | 9 | 4 | 1 | 2 |
| Russia..... | 11,717 | 12.8 | 4,914 | 6,803 | 5,779 | 755 | 295 | 600 | 5.4 | 108 | 407 | 348 | 109 | 40 |
| Latvia..... | 268 | 0.3 | 142 | 126 | 105 | 43 | 12 | 4 | 0.1 | 1 | 4 | 1 | 2 | |
| Lithuania..... | 575 | 0.6 | 256 | 319 | 266 | 49 | 10 | 14 | 0.1 | 10 | 4 | 2 | 2 | |
| Finland..... | 144 | 0.2 | 69 | 75 | 50 | 24 | 5 | 12 | 0.1 | 5 | 7 | 7 | 7 | |
| Rumania..... | 340 | 0.4 | 160 | 180 | 144 | 24 | 12 | 17 | 0.1 | 10 | 7 | 6 | 6 | 1 |
| Bulgaria..... | 24 | | 16 | 8 | 5 | 3 | 3 | 2 | | 2 | 2 | 2 | 2 | |
| Turkey in Europe..... | 37 | | 25 | 12 | 11 | 1 | 1 | | | | | | | |
| Greece..... | 2,689 | 2.9 | 1,347 | 1,342 | 1,110 | 219 | 4 | 172 | 1.4 | 83 | 80 | 51 | 38 | |
| Italy..... | 10,170 | 11.1 | 4,330 | 5,840 | 4,690 | 1,104 | 140 | 64 | 0.5 | 13 | 51 | 35 | 12 | 4 |
| Spain..... | 306 | 0.3 | 148 | 158 | 68 | 54 | 30 | 9 | 0.1 | 7 | 7 | 3 | 3 | |
| Portugal..... | 51 | 0.1 | 23 | 28 | 10 | 10 | 5 | 2 | | 2 | 2 | 2 | 2 | |
| Other Europe..... | 202 | 0.3 | 93 | 169 | 111 | 33 | 22 | 39 | 0.3 | 7 | 33 | 17 | 7 | 8 |
| Asia: | | | | | | | | | | | | | | |
| Syria..... | 601 | 0.7 | 250 | 342 | 207 | 31 | 14 | 266 | 2.1 | 99 | 167 | 151 | 15 | 1 |
| Turkey in Asia..... | 310 | 0.3 | 198 | 112 | 87 | 22 | 3 | 2 | | 2 | 2 | 2 | 2 | |
| Other Asia..... | 319 | 0.3 | 178 | 141 | 69 | 47 | 25 | 13 | 0.1 | 8 | 6 | 1 | 3 | 1 |
| America: | | | | | | | | | | | | | | |
| Canada—French..... | 745 | 0.8 | 223 | 522 | 224 | 179 | 119 | 198 | 1.6 | 28 | 170 | 43 | 74 | 53 |
| Canada—Other..... | 4,119 | 4.5 | 1,458 | 2,661 | 677 | 961 | 1,023 | 910 | 7.2 | 189 | 721 | 164 | 314 | 233 |
| Newfoundland..... | 70 | 0.1 | 33 | 37 | 15 | 15 | 7 | 2 | | 2 | 2 | 1 | 1 | |
| West Indies..... | 250 | 0.3 | 129 | 121 | 22 | 47 | 52 | 14 | 0.1 | 3 | 1 | 2 | 2 | |
| Mexico..... | 98 | 0.1 | 61 | 37 | 11 | 18 | 8 | 16 | 0.1 | 7 | 9 | 1 | 0 | 2 |
| Central and South America..... | 335 | 0.4 | 231 | 104 | 16 | 38 | 50 | 11 | 0.1 | 5 | 6 | 6 | 6 | 2 |
| All other..... | 277 | 0.3 | 133 | 144 | 44 | 54 | 46 | 48 | 0.4 | 18 | 30 | 11 | 15 | 4 |
| WILMINGTON, DEL. | | | | | | | | | | | | | | |
| All countries..... | 37,621 | 100.0 | 12,592 | 25,029 | 18,223 | 4,538 | 2,263 | 135,119 | 100.0 | 51,047 | 84,072 | 61,832 | 12,215 | 10,025 |
| Europe: | | | | | | | | | | | | | | |
| England..... | 2,376 | 6.3 | 721 | 1,655 | 663 | 610 | 332 | 7,518 | 5.6 | 2,914 | 4,604 | 2,370 | 1,216 | 1,018 |
| Scotland..... | 702 | 2.1 | 318 | 474 | 224 | 137 | 113 | 2,640 | 2.0 | 1,224 | 1,416 | 812 | 347 | 257 |
| Wales..... | 127 | 0.3 | 25 | 102 | 43 | 44 | 15 | 131 | 0.1 | 37 | 94 | 55 | 23 | 16 |
| Northern Ireland..... | 2,748 | 7.3 | 721 | 2,027 | 1,319 | 373 | 335 | 1,628 | 1.2 | 428 | 1,200 | 700 | 170 | 240 |
| Irish Free State..... | 4,658 | 12.4 | 1,059 | 3,599 | 2,445 | 548 | 608 | 26,968 | 20.0 | 7,305 | 10,663 | 15,038 | 2,050 | 2,560 |
| Norway..... | 143 | 0.4 | 103 | 40 | 24 | 11 | 5 | 691 | 0.5 | 319 | 372 | 263 | 67 | 42 |
| Sweden..... | 443 | 1.2 | 175 | 268 | 171 | 51 | 46 | 16,002 | 11.8 | 7,579 | 8,423 | 0,893 | 830 | 700 |
| Denmark..... | 97 | 0.3 | 55 | 42 | 20 | 10 | 12 | 574 | 0.4 | 230 | 344 | 204 | 29 | 21 |
| Netherlands..... | 56 | 0.1 | 31 | 25 | 11 | 8 | 6 | 156 | 0.1 | 69 | 87 | 61 | 12 | 14 |
| Belgium..... | 18 | | 13 | 5 | 1 | 4 | 4 | 52 | | 20 | 32 | 17 | 7 | 8 |
| Luxemburg..... | | | | | | | | 4 | | 2 | 2 | 2 | 2 | |
| Switzerland..... | 129 | 0.3 | 47 | 82 | 51 | 26 | 5 | 68 | 0.1 | 22 | 46 | 20 | 8 | 9 |
| France..... | 326 | 0.9 | 84 | 242 | 118 | 69 | 55 | 355 | 0.3 | 150 | 205 | 115 | 40 | 44 |
| Germany..... | 3,257 | 8.7 | 844 | 2,413 | 1,585 | 616 | 212 | 1,823 | 1.4 | 497 | 1,331 | 878 | 295 | 158 |
| Poland..... | 8,068 | 21.4 | 2,647 | 5,421 | 4,002 | 634 | 185 | 5,409 | 7.0 | 3,604 | 5,805 | 5,390 | 316 | 90 |
| Czechoslovakia..... | 83 | 0.2 | 42 | 41 | 35 | 2 | 4 | 103 | 0.1 | 41 | 62 | 43 | 14 | 9 |
| Austria..... | 949 | 2.5 | 331 | 618 | 493 | 98 | 27 | 271 | 0.2 | 90 | 172 | 120 | 26 | 25 |
| Hungary..... | 108 | 0.3 | 83 | 115 | 77 | 25 | 13 | 43 | | 19 | 24 | 17 | 4 | 3 |
| Yugoslavia..... | 1 | | 1 | 1 | 1 | 1 | 1 | 52 | | 21 | 31 | 28 | 3 | |
| Russia..... | 2,941 | 7.8 | 1,226 | 1,715 | 1,485 | 178 | 52 | 5,666 | 4.2 | 2,543 | 3,113 | 2,779 | 214 | 120 |
| Latvia..... | 31 | 0.1 | 21 | 10 | 10 | 10 | 8 | 77 | 0.1 | 27 | 50 | 41 | 6 | 3 |
| Lithuania..... | 182 | 0.5 | 79 | 103 | 82 | 13 | 8 | 10,600 | 7.8 | 4,549 | 6,051 | 5,764 | 231 | 56 |
| Finland..... | 33 | 0.1 | 23 | 10 | 7 | 1 | 2 | 3,517 | 2.6 | 1,698 | 1,819 | 1,665 | 75 | 79 |
| Rumania..... | 188 | 0.5 | 76 | 112 | 87 | 22 | 3 | 169 | 0.1 | 88 | 81 | 75 | 10 | 3 |
| Bulgaria..... | 1 | | 1 | 1 | 1 | 1 | 1 | 9 | | 2 | 2 | 2 | 2 | |
| Turkey in Europe..... | 6 | | 3 | 3 | 3 | 3 | 3 | 25 | | 10 | 9 | 8 | 1 | |
| Greece..... | 504 | 1.3 | 290 | 214 | 165 | 49 | 73 | 898 | 0.7 | 669 | 329 | 297 | 32 | |
| Italy..... | 8,946 | 23.2 | 3,041 | 5,905 | 4,309 | 803 | 212 | 12,341 | 9.1 | 4,489 | 7,852 | 6,855 | 877 | 120 |
| Spain..... | 123 | 0.3 | 99 | 24 | 9 | 13 | 2 | 41 | | 21 | 20 | 9 | 9 | 2 |
| Portugal..... | 9 | | 6 | 3 | 2 | 3 | 2 | 137 | 0.1 | 65 | 72 | 37 | 24 | 11 |
| Other Europe..... | 73 | 0.2 | 40 | 33 | 28 | 5 | 5 | 988 | 0.7 | 626 | 362 | 323 | 38 | 1 |
| Asia: | | | | | | | | | | | | | | |
| Syria..... | 2 | | 1 | 1 | 1 | 1 | 1 | 1,897 | 1.4 | 665 | 1,232 | 1,080 | 107 | 39 |
| Turkey in Asia..... | 29 | 0.1 | 15 | 14 | 13 | 1 | 2 | 1,214 | 0.9 | 693 | 521 | 463 | 56 | 2 |
| Other Asia..... | 17 | | 7 | 10 | 4 | 4 | 2 | 1,980 | 1.5 | 1,050 | 930 | 818 | 104 | 8 |
| America: | | | | | | | | | | | | | | |
| Canada—French..... | 78 | 0.2 | 32 | 46 | 17 | 17 | 12 | 17,076 | 12.6 | 4,947 | 12,129 | 6,312 | 3,251 | 2,563 |
| Canada—Other..... | 303 | 1.0 | 178 | 215 | 53 | 31 | 70 | 9,603 | 7.1 | 4,199 | 5,404 | 2,001 | 1,660 | 1,743 |
| Newfoundland..... | 5 | | 4 | 1 | 1 | 1 | 1 | 172 | 0.1 | 101 | 71 | 40 | 13 | 18 |
| West Indies..... | 32 | 0.1 | 23 | 9 | 3 | 4 | 2 | 46 | | 26 | 20 | 7 | 4 | 9 |
| Mexico..... | 91 | | 7 | 2 | 1 | 1 | 1 | 4 | | 3 | 1 | 1 | 1 | |
| Central and South America..... | 91 | 0.2 | 73 | 18 | 15 | 3 | 3 | 62 | | 33 | 29 | 19 | 5 | 5 |
| All other..... | 59 | | | | | | | | | | | | | |

COUNTRY OF ORIGIN OF THE FOREIGN WHITE STOCK

TABLE 11.—COUNTRY OF ORIGIN OF THE FOREIGN WHITE STOCK, BY NATIVITY AND PARENTAGE, FOR CITIES HAVING 100,000 INHABITANTS OR MORE: 1930—Continued

| COUNTRY OF ORIGIN | TOTAL FOREIGN WHITE STOCK | | Foreign-born white | NATIVE WHITE—FOREIGN OR MIXED PARENTAGE | | | | TOTAL FOREIGN WHITE STOCK | | Foreign-born white | NATIVE WHITE—FOREIGN OR MIXED PARENTAGE | | | |
|--------------------------------|---------------------------|----------|--------------------|---|----------------------|----------------|------------------|---------------------------|----------|--------------------|---|----------------------|----------------|----------------|
| | Number | Per cent | | Total | Both parents foreign | Father foreign | Mother foreign | Number | Per cent | | Total | Both parents foreign | Father foreign | Mother foreign |
| | YONKERS, N. Y. | | | | | | YOUNGSTOWN, OHIO | | | | | | | |
| All countries..... | 89,446 | 100.0 | 34,065 | 55,381 | 40,886 | 8,897 | 5,598 | 92,503 | 100.0 | 32,988 | 59,565 | 44,577 | 10,276 | 4,712 |
| Europe: | | | | | | | | | | | | | | |
| England..... | 5,598 | 6.3 | 1,989 | 3,609 | 1,680 | 1,132 | 797 | 7,285 | 7.9 | 2,284 | 5,001 | 2,365 | 1,472 | 1,164 |
| Scotland..... | 5,192 | 5.7 | 3,030 | 2,072 | 1,313 | 470 | 289 | 3,502 | 3.8 | 1,877 | 2,125 | 1,164 | 540 | 421 |
| Wales..... | 257 | 0.3 | 82 | 155 | 75 | 50 | 30 | 3,832 | 4.1 | 1,097 | 2,735 | 1,600 | 629 | 508 |
| Northern Ireland..... | 2,577 | 2.9 | 701 | 1,876 | 1,218 | 302 | 356 | 1,740 | 1.9 | 378 | 1,362 | 875 | 290 | 197 |
| Irish Free State..... | 13,213 | 14.8 | 3,029 | 9,584 | 6,313 | 1,405 | 1,800 | 4,837 | 5.2 | 852 | 3,985 | 2,729 | 363 | 453 |
| Norway..... | 709 | 0.8 | 322 | 387 | 278 | 73 | 36 | 155 | 0.2 | 61 | 104 | 63 | 24 | 17 |
| Sweden..... | 1,160 | 1.3 | 534 | 626 | 454 | 106 | 66 | 2,059 | 2.2 | 771 | 1,288 | 969 | 212 | 107 |
| Denmark..... | 303 | 0.3 | 138 | 165 | 115 | 40 | 10 | 109 | 0.1 | 32 | 68 | 44 | 14 | 10 |
| Netherlands..... | 340 | 0.4 | 125 | 215 | 194 | 70 | 17 | 108 | 0.1 | 40 | 68 | 33 | 25 | 11 |
| Belgium..... | 64 | 0.1 | 26 | 38 | 21 | 11 | 0 | 69 | 0.1 | 15 | 44 | 19 | 14 | 2 |
| Luxemburg..... | 10 | | 6 | 4 | | | | 20 | | 4 | 8 | 4 | 2 | |
| Switzerland..... | 392 | 0.4 | 158 | 234 | 135 | 61 | 38 | 458 | 0.5 | 111 | 347 | 201 | 103 | 43 |
| France..... | 704 | 0.8 | 224 | 480 | 302 | 105 | 73 | 434 | 0.5 | 74 | 360 | 188 | 116 | 56 |
| Germany..... | 8,535 | 9.5 | 2,804 | 5,731 | 3,006 | 1,278 | 547 | 6,654 | 7.2 | 1,333 | 5,321 | 3,260 | 1,400 | 571 |
| Poland..... | 10,552 | 11.8 | 4,022 | 6,530 | 5,020 | 355 | 225 | 6,120 | 6.6 | 2,238 | 3,881 | 3,455 | 365 | 71 |
| Czechoslovakia..... | 7,165 | 8.0 | 2,063 | 4,502 | 3,795 | 470 | 237 | 12,418 | 13.4 | 4,454 | 7,964 | 6,030 | 744 | 260 |
| Austria..... | 2,807 | 3.2 | 901 | 1,906 | 1,381 | 232 | 153 | 2,347 | 2.5 | 848 | 1,499 | 1,242 | 176 | 81 |
| Hungary..... | 1,954 | 2.2 | 865 | 1,089 | 894 | 135 | 69 | 4,800 | 5.2 | 2,052 | 2,748 | 2,433 | 205 | 60 |
| Yugoslavia..... | 1,106 | 0.1 | 48 | 58 | 50 | 5 | 3 | 4,014 | 5.3 | 2,195 | 2,719 | 2,445 | 236 | 38 |
| Russia..... | 4,130 | 4.6 | 1,593 | 2,536 | 2,147 | 309 | 90 | 4,392 | 4.7 | 1,872 | 2,430 | 2,152 | 225 | 53 |
| Latvia..... | 28 | | 20 | 8 | 6 | 2 | | 27 | | 15 | 12 | 11 | 1 | |
| Lithuania..... | 702 | 0.8 | 324 | 378 | 354 | 10 | 5 | 534 | 0.6 | 233 | 301 | 285 | 16 | |
| Finland..... | 154 | 0.2 | 93 | 61 | 50 | 2 | 0 | 110 | 0.1 | 50 | 63 | 67 | 5 | 1 |
| Rumania..... | 290 | 0.3 | 139 | 151 | 132 | 15 | 4 | 2,545 | 2.8 | 1,367 | 1,178 | 1,064 | 95 | 19 |
| Bulgaria..... | 8 | | 4 | 4 | 3 | 1 | | 68 | 0.1 | 39 | 20 | 20 | 9 | |
| Turkey in Europe..... | 10 | | 0 | 4 | 4 | | | 3 | | 3 | | | | |
| Greece..... | 324 | 0.4 | 180 | 144 | 110 | 34 | | 1,382 | 1.5 | 782 | 600 | 501 | 93 | 3 |
| Italy..... | 17,396 | 19.3 | 6,930 | 10,376 | 8,720 | 1,450 | 206 | 18,588 | 20.1 | 6,977 | 11,611 | 9,494 | 1,907 | 210 |
| Spain..... | 492 | 0.5 | 365 | 97 | 80 | 10 | 7 | 286 | 0.3 | 214 | 72 | 62 | 3 | 2 |
| Portugal..... | 577 | 0.6 | 403 | 174 | 149 | 19 | 6 | 14 | | 10 | 4 | 4 | | |
| Other Europe..... | 299 | 0.2 | 51 | 158 | 134 | 18 | 0 | 160 | 0.2 | 55 | 111 | 93 | 13 | 6 |
| Asia: | | | | | | | | | | | | | | |
| Syria..... | 198 | 0.2 | 93 | 105 | 92 | 12 | 1 | 793 | 0.9 | 345 | 448 | 404 | 40 | 4 |
| Turkey in Asia..... | 151 | 0.1 | 79 | 52 | 47 | 5 | | 134 | 0.1 | 59 | 45 | 39 | 0 | |
| Other Asia..... | 497 | 0.6 | 323 | 174 | 142 | 18 | 14 | 62 | 0.1 | 34 | 28 | 20 | 1 | 7 |
| America: | | | | | | | | | | | | | | |
| Canada—French..... | 343 | 0.4 | 92 | 251 | 105 | 84 | 92 | 134 | 0.1 | 34 | 100 | 30 | 42 | 28 |
| Canada—Other..... | 1,897 | 2.1 | 733 | 1,079 | 284 | 419 | 376 | 1,393 | 1.4 | 512 | 791 | 215 | 324 | 252 |
| Newfoundland..... | 48 | | 24 | 24 | 13 | 8 | 5 | 17 | | 10 | 7 | 3 | 3 | 1 |
| West Indies..... | 256 | 0.3 | 116 | 140 | 61 | 50 | 29 | 19 | | 11 | 8 | 3 | 3 | 5 |
| Mexico..... | 12 | | 6 | 6 | 3 | 3 | | 28 | | 8 | 29 | 7 | 13 | |
| Central and South America..... | 158 | 0.2 | 98 | 60 | 32 | 15 | 13 | 40 | | 24 | 16 | 11 | 1 | 4 |
| All other..... | 133 | 0.1 | 71 | 62 | 30 | 10 | 13 | 88 | 0.1 | 34 | 54 | 33 | 11 | 10 |