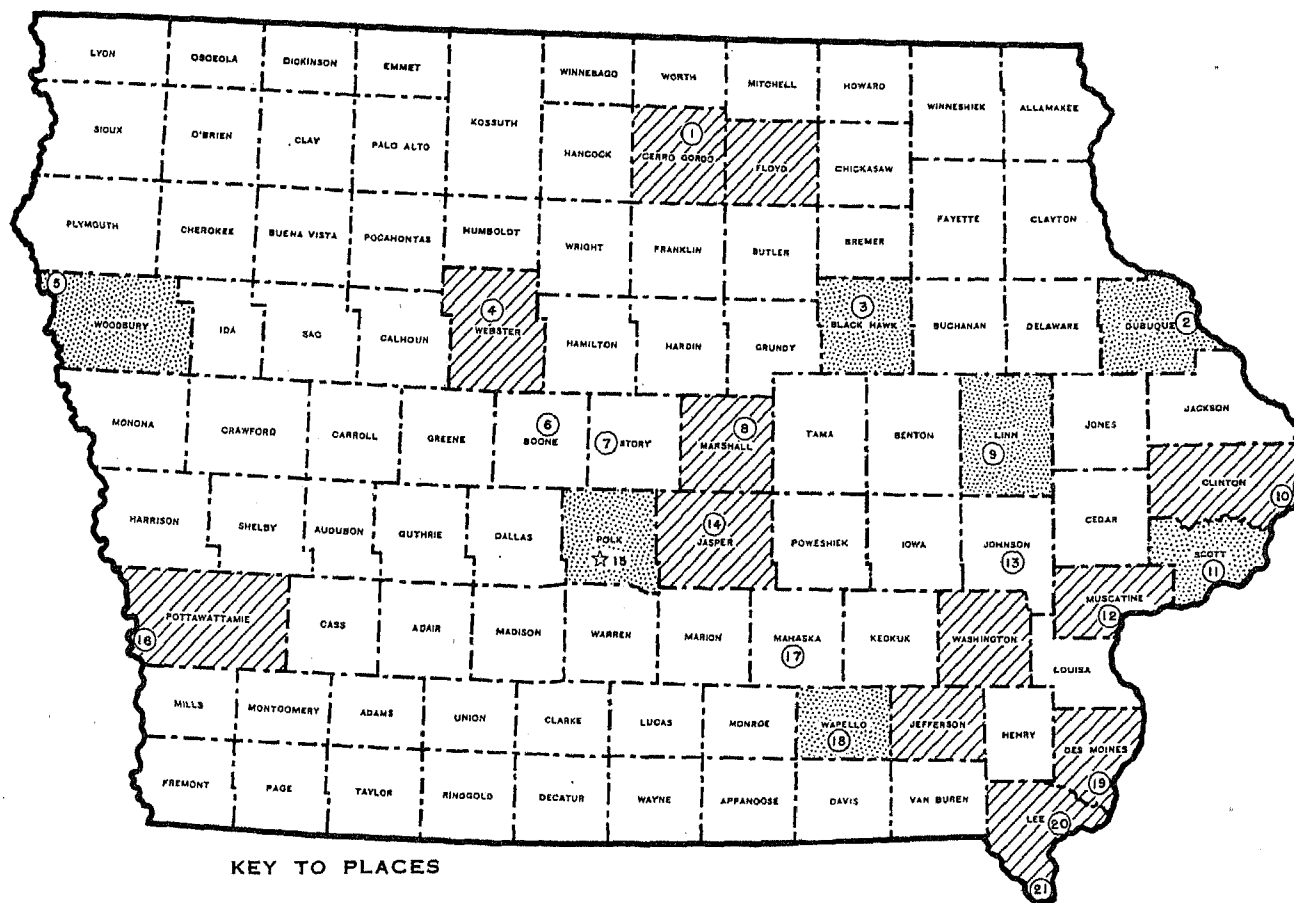


# IOWA

DENSITY OF WAGE-EARNER EMPLOYMENT, BY COUNTIES: 1939



## KEY TO PLACES

AMES	7	IOWA CITY	13
BOONE	6	KEOKUK	21
BURLINGTON	19	MARSHALLTOWN	8
CEDAR RAPIDS	9	MASON CITY	1
CLINTON	10	MUSCATINE	12
COUNCIL BLUFFS	16	NEWTON	14
DAVENPORT	11	OSKALOOSA	17
DES MOINES	15	OTTUMWA	18
DUBUQUE	2	SIOUX CITY	5
FORT DODGE	4	WATERLOO	3
FORT MADISON	20		

- UNDER 500 WAGE EARNERS
- 500 TO 2,499 WAGE EARNERS
- 2,500 OR MORE WAGE EARNERS
- PLACES OF 10,000 TO 99,999 POPULATION
- PLACES OF 100,000 OR MORE POPULATION

Prepared by the Bureau of the Census, Department of Commerce

# IOWA

TABLE 1.—SUMMARY FOR THE STATE: 1939, 1937, AND 1929

CENSUS YEAR	Number of establishments	Proprietors and firm members	Number of persons employed in manufacturing <sup>1</sup>	Salaries and wages <sup>1</sup>	Cost of materials, supplies, fuel, purchased electric energy, and contract work <sup>2</sup>	Value of products <sup>2</sup>	Value added by manufacture <sup>3</sup>
1939	2,670	2,036	76,815	\$96,908,205	\$473,736,522	\$718,531,801	\$244,795,279
1937	2,454	1,532	81,764	101,683,609	473,394,825	709,458,428	236,063,603
1929	3,178	1,895	85,101	117,511,360	550,198,880	858,429,423	290,230,537

<sup>1</sup> Figure for 1939 does not include data for employees of manufacturing establishments (except salaried officers of corporations) who were engaged in distribution, construction, and other nonmanufacturing work. For detail, see table 8. It is not known to what extent data for such nonmanufacturing employees were included in figures reported for earlier years. See GENERAL EXPLANATIONS—Persons engaged—general classification.

<sup>2</sup> The aggregates for cost of materials, etc., and value of products include large amounts of duplication due to the use of the products of some industries as materials by others. See GENERAL EXPLANATIONS—Duplication in cost of materials and value of products.

<sup>3</sup> Value of products less cost of materials, supplies, fuel, purchased electric energy, and contract work. See GENERAL EXPLANATIONS—Value added by manufacture.

TABLE 2.—SUMMARY FOR COUNTIES AND PLACES: 1939

	Population, 1940	Number of establishments	Wage earners (average for year) <sup>1</sup>	Wages <sup>2</sup>	Cost of materials, supplies, fuel, purchased electric energy, and contract work <sup>3</sup>	Value of products <sup>2</sup>	Value added by manufacture <sup>4</sup>
The State	2,538,268	2,670	65,314	\$73,466,119	\$473,736,522	\$718,531,801	\$244,795,279
COUNTIES <sup>5</sup>							
Adair <sup>6</sup>	13,196	4	14				
Adams <sup>6</sup>	10,156	4	11				
Allamakee	17,184	19	42	38,729	763,314	867,527	104,213
Appanoose	24,245	17	158	121,027	1,212,281	1,666,871	454,590
Audubon	11,790	13	154	126,598	1,152,014	1,431,405	278,491
Benton	22,879	15	209	132,105	943,194	1,277,007	333,813
Black Hawk	79,946	102	8,086	10,715,352	64,243,758	104,124,437	39,880,679
Boone	29,782	18	175	178,845	1,004,344	1,693,765	589,421
Bremer	17,932	43	231	203,777	2,600,381	3,286,928	786,547
Buchanan	20,991	18	153	117,368	1,672,150	1,039,810	207,660
Buena Vista	19,838	25	343	203,585	4,195,655	4,888,515	692,860
Butler	17,986	18	49	38,979	833,432	1,005,463	172,031
Calhoun	17,584	21	84	63,383	628,201	804,178	175,977
Carroll	22,770	22	211	152,908	1,781,174	2,274,991	493,817
Cass	18,647	18	144	100,346	821,204	1,396,895	575,601
Cedar	16,884	13	28	30,965	752,735	848,834	90,099
Cerro Gordo	43,845	55	2,153	2,785,183	23,805,144	32,620,307	8,815,163
Cherokee	19,268	11	66	53,976	555,933	742,868	186,936
Chickasaw	15,227	17	60	56,269	1,042,202	1,204,673	162,471
Clarke	10,233	4	34	15,667	263,103	325,484	62,381
Clay	17,762	18	102	88,705	451,933	815,041	363,108
Clayton	24,354	36	171	131,623	2,015,114	2,412,332	397,218
Clinton	44,722	56	2,479	2,633,267	12,174,955	20,529,479	8,354,524
Crawford	20,538	8	23	22,767	99,398	200,699	101,271
Dallas	24,649	19	282	238,101	2,216,369	2,919,275	702,906
Davis <sup>6</sup>	11,136	2					
Decatur	14,012	10	48	32,907	440,644	577,931	131,287
Delaware	18,487	18	63	60,566	1,208,238	1,373,963	165,725
Des Moines	36,804	70	2,400	2,190,074	6,740,815	12,527,840	5,780,525
Dickinson	12,185	7	20	17,472	174,082	329,486	155,404
Dubuque	63,768	92	4,537	4,724,406	15,220,130	26,175,572	10,955,442
Emmet <sup>6</sup>	13,406	16	124				
Fayette	29,151	38	171	148,645	2,208,313	2,963,098	755,685
Floyd <sup>6</sup>	20,169	24	1,072				
Franklin	16,379	19	115	120,837	841,675	1,209,345	367,670
Fremont	14,645	7	21	18,416	32,729	111,473	78,744
Greene	16,599	9	59	56,991	228,369	406,987	178,618
Grundy	13,518	16	129	76,914	918,493	1,152,022	233,529
Guthrie	17,210	11	43	25,294	448,165	532,736	84,571
Hamilton	19,922	19	328	290,103	2,632,290	3,466,376	834,086
Hancock	15,402	13	44	44,869	765,707	910,084	144,377
Hardin	22,536	25	105	92,462	1,834,266	2,198,757	364,491
Harrison <sup>6</sup>	22,767	7	16				
Henry	17,994	11	90	55,658	229,807	412,736	182,929
Howard	13,531	16	34	32,997	694,295	822,465	128,170
Humboldt	13,459	13	59	54,996	720,045	1,054,888	334,843
Ida	11,047	9	56	55,329	390,513	535,795	145,282
Iowa	17,016	18	190	147,535	1,071,926	1,391,183	319,257
Jackson	19,181	22	67	66,548	947,974	1,137,475	189,501
Jasper <sup>6</sup>	31,496	24	1,575				
Jefferson	15,762	19	604	579,037	1,561,877	3,332,857	1,770,980
Johnson	33,191	24	168	205,706	962,183	1,727,124	764,941
Jones	19,950	23	378	251,077	1,094,981	2,694,397	699,416
Keokuk	18,496	8	105	97,115	144,409	406,838	262,429
Kossuth	26,030	22	85	80,820	1,131,799	1,360,921	229,122

See footnotes at end of table.

TABLE 2.—SUMMARY FOR COUNTIES AND PLACES: 1939—Continued

	Population, 1940	Number of establish- ments	Wage earners (average for year) <sup>1</sup>	Wages <sup>2</sup>	Cost of materi- als, supplies, fuel, purchased electric energy, and contract work <sup>3</sup>	Value of products <sup>4</sup>	Value added by manu- facture <sup>5</sup>
COUNTIES <sup>6</sup> —continued							
Lee.....	41,074	59	2,492	\$2,815,310	\$11,116,530	\$22,700,509	\$11,093,060
Linn.....	89,142	147	5,246	6,763,237	51,518,473	80,314,261	28,705,788
Louis.....	11,384	11	90	59,267	150,531	300,143	149,012
Lucas.....	14,871	6	43	31,310	353,245	480,062	116,817
Lyon.....	15,374	9	38	28,098	297,213	433,076	135,803
Madison.....	14,525	10	30	26,616	330,718	480,930	150,212
Mahaska.....	26,485	24	380	334,763	1,101,733	1,981,321	879,588
Marion.....	27,019	17	261	108,344	664,120	1,181,138	517,018
Marshall.....	35,400	51	1,459	1,540,900	10,415,510	15,084,325	5,268,815
Mills.....	15,004	7	55				
Mitchell.....	14,121	17	76	61,152	919,830	1,079,485	159,655
Monona.....	18,238	9	81	54,303	697,021	882,472	185,451
Monroe.....	14,553	6	28	20,946	46,795	102,476	55,081
Montgomery.....	15,697	16	219	181,560	763,610	1,811,270	1,047,080
Muscatine.....	31,206	57	2,377	1,712,486	5,602,580	10,514,104	4,011,524
O'Brien.....	19,293	19	99	76,415	1,116,852	1,455,638	338,786
Osceola.....	10,607	7	52				
Page.....	24,887	28	195	164,527	1,083,121	1,759,193	676,072
Palo Alto.....	16,170	13	53	41,526	671,803	819,401	147,598
Plymouth.....	23,502	14	66	56,066	489,265	702,082	212,817
Pocahontas.....	16,266	11	68	66,989	792,038	952,749	160,711
Polk.....	195,835	270	7,109	8,680,836	46,030,572	76,207,567	30,176,905
Pottawattamie.....	66,756	56	506	562,246	2,785,393	4,736,198	1,950,805
Poweshiek.....	18,758	11	250	155,046	772,481	1,112,019	339,538
Ringgold.....	11,137	2					
Sac.....	17,639	14	72	62,020	474,482	658,867	184,385
Scott.....	84,748	130	4,616	5,232,598	18,318,479	34,853,913	16,535,434
Shelby.....	16,720	9	68	44,072	273,322	450,224	185,902
Sioux.....	27,209	22	117	123,747	1,924,211	2,374,261	450,050
Story.....	33,434	36	280	238,075	2,593,601	3,371,412	777,811
Tama.....	22,428	15	241	210,977	1,850,672	2,438,818	588,146
Taylor.....	14,258	10	48	44,087	507,614	620,450	112,836
Union.....	16,280	16	102	72,018	924,539	1,221,766	297,227
Van Buren.....	12,053	4	28	21,375	544,657	636,059	91,402
Wapello.....	44,280	43	2,983				
Warren.....	17,695	8	52	44,093	124,678	260,976	136,298
Washington.....	20,055	17	506	254,477	1,607,146	2,398,587	791,441
Wayne.....	13,308	8	43	28,606	252,487	366,353	113,866
Webster.....	41,521	49	1,673	1,894,071	11,479,196	19,271,019	7,791,823
Winnebago.....	13,972	18	135	99,141	1,100,010	1,288,142	188,132
Winneshiek.....	22,263	28	172	133,450	1,618,720	2,028,045	409,925
Woodbury.....	103,627	129	4,533	5,727,954	64,617,461	81,079,808	10,462,407
Worth.....	11,449	13	25	26,247	509,107	572,326	63,219
Wright.....	20,038	18	77	59,393	741,542	994,448	252,906
Undistributed <sup>7</sup> .....		140	5,912	7,685,556	57,866,452	79,857,655	21,091,203
PLACES HAVING 10,000 OR MORE INHABITANTS							
Ames.....	12,555	14	87	94,715	212,270	508,628	200,358
Boone.....	12,373	15	160	164,552	971,370	1,622,175	550,805
Hurlington.....	25,852	66	2,390				
Cedar Rapids.....	62,120	129	5,113	6,655,808	50,368,319	78,794,432	28,436,113
Clinton.....	26,270	47	2,371	2,539,830	11,889,365	20,024,704	8,135,339
Council Bluffs.....	41,439	50	563				
Davenport.....	66,039	117	3,522	3,860,344	16,720,453	28,709,324	11,988,871
Des Moines.....	159,819	258	6,760	8,333,790	45,225,819	74,027,168	28,801,349
Dubuque.....	43,892	72	4,411	4,616,787	14,021,021	24,614,914	10,593,893
Fort Dodge.....	22,904	31	746	837,403	9,086,166	12,181,356	3,095,190
Fort Madison.....	14,063	16	880	1,063,447	3,038,412	8,728,593	5,090,181
Iowa City.....	17,182	20	156	192,378	871,543	1,582,636	711,093
Keokuk.....	15,076	37	1,445	1,513,592	7,244,649	12,516,775	5,272,226
Marshalltown.....	19,240	48	1,437				
Mason City.....	27,080	43	1,954	2,649,303	21,878,235	30,085,437	8,207,202
Muscatine.....	18,286	53	2,359	1,701,234	5,362,120	10,233,058	4,870,938
Newton.....	10,462	16	1,422				
Oskaloosa.....	11,024	23	377				
Ottumwa.....	31,570	41	2,957				
Sioux City.....	82,364	127	4,485				
Waterloo.....	51,743	75	7,614	10,212,755	61,873,898	100,043,342	38,169,444

<sup>1</sup> Not including salaried officers and employees nor nonmanufacturing wage earners. The figure for each county or place is an average of the numbers reported for the several months of the year. In calculating it, equal weight must be given to full-time and to part-time wage earners (not reported separately by the manufacturers), and for this reason it exceeds the number that would have been required to perform the work done in the industries if all wage earners had been continuously employed throughout the year. The quotient obtained by dividing the amount of wages by the average number of wage earners cannot, therefore, be accepted as representing the average wage received by full-time wage earners. Each of the averages in this column is correct to the nearest unit, despite the fact that the averages for the several counties do not add exactly to the average for the State. In making comparisons between the figures for 1939 and those for earlier years, the possibility that the proportion of part-time employment varied from year to year should be taken into account.

<sup>2</sup> Profits and losses cannot be calculated from the census figures because no data are collected for certain expense items, such as interest, rent, depreciation, taxes, insurance, and advertising.

<sup>3</sup> See GENERAL EXPLANATIONS—Duplication in cost of materials and value of products.

<sup>4</sup> Value of products less cost of materials, supplies, fuel, purchased electric energy, and contract work. See GENERAL EXPLANATIONS—Value added by manufacture.

<sup>5</sup> For numbers of establishments by "Industry groups," see table 10.

<sup>6</sup> Figures omitted have been withheld to avoid disclosing exact or approximate data for individual establishments; they are included in the "Undistributed" figures.

<sup>7</sup> The "Undistributed" figure for number of establishments and a part of the "Undistributed" figure for number of wage earners are included above in the items for the respective counties. The sums of the figures in these two columns are, therefore, larger than the corresponding State totals.

<sup>8</sup> Figures omitted have been withheld to avoid disclosing exact or approximate data for individual establishments.

## CENSUS OF MANUFACTURES: 1939

TABLE 3.—PERSONS EMPLOYED IN MANUFACTURING ESTABLISHMENTS, BY SEX: 1939 AND 1929

[The 1939 questionnaire, for the first time, called for data on the total number of employees in manufacturing establishments, including those engaged wholly or chiefly in distribution, construction, and other nonmanufacturing activities. It is not known to what extent data for such employees were included in the figures reported for earlier years. This table presents detailed figures for employees receiving pay at any time within the normal pay-roll period ended nearest Oct. 14, 1939, and for such employees on the pay roll on Dec. 14, 1929, or on the nearest representative date. The total for "Wage earners engaged in manufacturing" is not identical with the average for the year (given in other tables), and differs from the number reported for October 1939 or for December 1929, because for both years some manufacturers gave wage-earner figures for months other than those specified. See GENERAL EXPLANATIONS—Persons engaged—general classification]

CLASS AND SEX	1939 (Oct. 14) <sup>1</sup>	1929 (Dec. 14) <sup>1</sup>	CLASS AND SEX	1939 (Oct. 14) <sup>1</sup>	1929 (Dec. 14) <sup>1</sup>
All classes, aggregate <sup>2</sup> .....	94,006	85,384	Salaried officers and employees—Continued.		
Male.....	73,888	68,972	All other employees, etc.—Continued.		
Female.....	20,118	16,412	Engaged in manufacturing:		
Salaried officers and employees, total.....	23,475	14,454	Male.....	7,044	
Male.....	17,809	9,836	Female.....	3,069	
Female.....	5,666	4,618	Engaged in distribution:		
Salaried officers of corporations, total.....	1,388	1,933	Male.....	8,475	
Male.....	1,296	1,846	Female.....	2,425	(2)
Female.....	92	87	Engaged in construction:		
All other employees (except wage earners in manu- facturing), total.....	22,087	12,521	Male.....	398	
Male.....	16,513	7,990	Engaged in other work:		
Female.....	5,574	4,531	Male.....	596	
			Female.....	80	
			Wage earners engaged in manufacturing, total.....	70,531	70,930
			Male.....	50,079	59,136
			Female.....	14,452	11,794

<sup>1</sup> See headnote.

<sup>2</sup> Figures do not include data for 2,036 proprietors and firm members for 1939, which were not reported by sex, and 1,895 for 1929.

<sup>3</sup> No data.

TABLE 4.—WAGE EARNERS ENGAGED IN MANUFACTURING, BY MONTHS: 1939, 1937, AND 1929

[The figures for 1939 relate to wage earners engaged in manufacturing only. It is not known to what extent the figures for earlier years include data for nonmanufacturing wage earners. See headnote to table 3]

CENSUS YEAR	Average number employed during year <sup>1</sup>	NUMBER RECEIVING PAY DURING NORMAL PAY-ROLL PERIOD ENDED NEAREST 15TH OF MONTH—											
		January	February	March	April	May	June	July	August	September	October	November	December
1939.....	65,314	60,401	60,473	61,152	62,410	63,786	64,751	64,818	68,406	69,010	69,423	69,775	69,358
1937.....	67,878	64,728	64,822	65,898	66,682	68,315	69,107	68,131	74,000	75,798	68,560	65,204	63,292
1929.....	70,647	66,135	67,110	66,829	68,150	69,391	70,692	72,282	75,131	79,561	73,077	70,104	69,302

<sup>1</sup> See GENERAL EXPLANATIONS—Wage earners and wages.

TABLE 5.—SUMMARY FOR ESTABLISHMENTS CLASSIFIED AS TO SIZE BY NUMBER OF WAGE EARNERS: 1939 AND 1929

SIZE CLASS	NUMBER OF ESTABLISH- MENTS		WAGE EARNERS (AVERAGE FOR YEAR) <sup>1</sup>		VALUE OF PRODUCTS	VALUE ADDED BY MANUFACTURE <sup>2</sup>
	1939	1929	1939	1929	1939	1939
All establishments.....	2,670	3,178	65,314	70,647	\$718,531,801	\$244,795,279
No wage earners.....	98	110			4,324,579	1,759,935
1 to 5.....	1,512	1,774	3,887	4,612	56,788,400	16,611,947
6 to 20.....	576	759	6,248	8,297	63,949,715	22,353,665
21 to 50.....	243	283	7,940	9,078	59,158,520	23,171,404
51 to 100.....	121	139	8,352	9,963	64,545,475	25,366,720
101 to 250.....	84	75	13,036	11,743	100,038,543	44,871,339
251 to 500.....	19	17	6,678	5,448	57,922,910	23,099,534
501 to 1,000.....	12	12	8,910	8,706	144,522,194	38,839,260
1,001 to 2,500.....	3	8				
2,501 or more.....	2	1	10,263	12,800	167,281,444	48,091,475

<sup>1</sup> See headnotes to tables 3 and 4.

<sup>2</sup> See GENERAL EXPLANATIONS—Value added by manufacture.

<sup>3</sup> Combined to avoid disclosing data for individual establishments.



TABLE 6.—SUMMARY FOR ESTABLISHMENTS CLASSIFIED AS TO SIZE BY VALUE OF PRODUCTS: 1939 AND 1929

SIZE CLASS	NUMBER OF ESTABLISHMENTS		WAGE EARNERS (AVERAGE FOR YEAR) <sup>1</sup>		VALUE OF PRODUCTS		VALUE ADDED BY MANUFACTURE <sup>2</sup>	
	1939	1929	1939	1929	1939	1929	1939	1929
All establishments.....	2,670	3,178	65,314	70,647	\$718,531,801	\$858,429,423	\$244,795,279	\$299,230,537
\$5,000 to \$19,999.....	947	1,137	2,379	2,660	10,423,359	12,955,318	5,971,373	8,044,622
\$20,000 to \$49,999.....	503	657	2,996	3,701	18,490,029	21,171,181	8,487,202	11,738,156
\$50,000 to \$99,999.....	415	470	3,860	4,800	29,317,846	33,630,876	11,559,634	14,303,777
\$100,000 to \$249,999.....	393	405	7,809	8,397	63,068,474	73,094,300	23,071,824	27,417,145
\$250,000 to \$499,999.....	174	237	7,420	8,707	60,034,434	82,597,325	21,533,739	30,820,902
\$500,000 to \$999,999.....	92	122	9,097	9,381	64,083,368	84,253,450	27,647,609	34,644,658
\$1,000,000 to \$2,499,999.....	55	54	10,145	8,400	88,600,438	84,230,660	41,522,838	40,444,208
\$2,500,000 to \$4,999,999.....	13	15	3,434	4,858	46,402,762	51,380,953	14,915,111	21,315,688
\$5,000,000 and over.....	18	21	18,159	19,728	338,085,491	415,079,360	90,105,899	110,405,821

<sup>1</sup> See headnotes to tables 3 and 4.<sup>2</sup> See GENERAL EXPLANATIONS—Value added by manufacture.

TABLE 7.—ESTABLISHMENTS CLASSIFIED AS UNDER CORPORATE OR OTHER FORM OF OWNERSHIP (OR CONTROL) AND AS UNDER CENTRAL-ADMINISTRATIVE-OFFICE OR INDEPENDENT OPERATION: 1939 AND 1929

TYPE OF OWNERSHIP OR CONTROL, AND OF OPERATION	NUMBER OF ESTABLISHMENTS		WAGE EARNERS (AVERAGE FOR YEAR) <sup>1</sup>		VALUE OF PRODUCTS		VALUE ADDED BY MANUFACTURE <sup>2</sup>	
	1939	1929	1939	1929	1939	1929	1939	1929
Total.....	2,670	3,178	65,314	70,647	\$718,531,801	\$858,429,423	\$244,795,279	\$299,230,537
TYPE OF OPERATION								
1939 <sup>3</sup>								
Corporate ownership or control:								
Central-administrative-office (plural-unit).....	429	( <sup>4</sup> )	32,989	( <sup>4</sup> )	400,875,389	( <sup>4</sup> )	124,708,721	( <sup>4</sup> )
Independent (single-unit).....	723	( <sup>4</sup> )	24,718	( <sup>4</sup> )	238,103,787	( <sup>4</sup> )	96,548,026	( <sup>4</sup> )
Noncorporate ownership:								
Central-administrative-office (plural-unit).....	65	( <sup>4</sup> )	1,179	( <sup>4</sup> )	11,186,757	( <sup>4</sup> )	3,231,469	( <sup>4</sup> )
Independent (single-unit).....	1,453	( <sup>4</sup> )	6,428	( <sup>4</sup> )	68,365,868	( <sup>4</sup> )	20,257,063	( <sup>4</sup> )
1939 AND 1929 <sup>3</sup>								
Central-administrative-office (plural-unit), corporate and noncorporate.....	494	366	34,168	28,889	412,062,146	442,026,959	127,990,190	126,228,509
Independent (single-unit), corporate and noncorporate.....	2,176	2,812	31,146	41,758	306,469,655	416,402,464	116,805,089	173,002,028
TYPE OF OWNERSHIP OR CONTROL								
Corporate.....	1,152	1,408	57,707	62,262	638,979,170	788,972,230	231,256,747	271,964,028
Noncorporate, total.....	1,518	1,680	7,607	8,385	79,552,626	69,457,193	23,538,532	27,266,509
Individual.....	889	( <sup>4</sup> )	3,851	( <sup>4</sup> )	25,740,114	( <sup>4</sup> )	10,535,130	( <sup>4</sup> )
Partnership.....	407	( <sup>4</sup> )	3,114	( <sup>4</sup> )	28,084,521	( <sup>4</sup> )	10,620,444	( <sup>4</sup> )
Cooperative.....	220							
Other.....	2		642		25,727,990		2,376,958	

<sup>1</sup> See headnotes to tables 3 and 4.<sup>2</sup> See GENERAL EXPLANATIONS—Value added by manufacture.<sup>3</sup> Because of changes in the questionnaire, no comparable figures for 1929 can be given for the first section of this table. For this reason, the items have been regrouped under "1939 and 1929" to present comparable figures so far as this can be done.<sup>4</sup> No data.<sup>5</sup> Figures for 1939 combined to avoid disclosing data for individual establishments; no data for 1929.

## CENSUS OF MANUFACTURES: 1939

TABLE 8.—GENERAL STATISTICS FOR

[This table presents separate figures for each industry for which it is possible to publish such figures without disclosing exact or approximate data for individual establishments given, however, reported larger numbers of wage earners or

Group No.	INDUSTRY	*PERSONS EMPLOYED IN MANUFACTURING ESTABLISHMENTS <sup>1</sup>								
		*Number of establishments	*Proprietors and firm members	Total <sup>2</sup>	Salaried officers of corporations <sup>2</sup>	Manufacturing		Distribution	Construction	Other
						Salaried employees <sup>2</sup>	Wage earners (average for year) <sup>3</sup>			
1	All industries, total	2,670	2,036	88,789	1,388	10,113	65,314	10,900	398	676
2	17 Agricultural machinery (except tractors)	21	10	1,006	22	168	790	16	10	.....
3	16 Batteries, storage and primary (dry and wet)	5	3	536	2	12	498	24	.....	.....
4	1 Biscuit, crackers, and pretzels	8	.....	1,107	13	77	879	130	6	2
5	8 Book binding and related industries	12	14	211	6	16	141	48	.....	.....
6	8 Books: printing without publishing	6	3	135	9	23	87	16	.....	.....
7	8 Books: publishing without printing	5	3	64	5	52	.....	7	.....	.....
8	1 Bread and other bakery products (except biscuit, crackers, and pretzels)	288	308	3,731	26	240	2,996	388	25	66
9	13 Brick and hollow structural tile	22	12	1,006	23	72	851	57	3	.....
10	20 Brooms	11	16	85	2	4	76	4	.....	.....
11	20 Buttons	31	7	1,795	30	90	1,597	78	.....	.....
12	1 Candy and other confectionery products	13	7	415	9	33	288	83	1	1
13	1 Canned and dried fruits and vegetables (including canned soups)	34	13	1,014	10	78	911	11	2	2
14	4 Canvas products (except bags)	6	5	86	4	15	54	13	.....	.....
15	10 Cars and car equipment—railroad, street, and rapid-transit	5	.....	57	.....	3	54	.....	.....	.....
16	6 Caskets, coffins, burial cases, and other morticians' goods	17	6	345	22	46	224	53	.....	.....
17	13 Cement	5	.....	1,332	6	86	1,183	49	8	.....
18	1 Cereal preparations	7	2	1,343	4	128	1,154	44	7	6
19	1 Cheese	20	17	25	1	5	18	1	.....	.....
20	9 Chemicals not elsewhere classified	3	.....	351	3	46	325	7	.....	.....
21	9 Cleaning and polishing preparations, blackings, and dressings	11	2	71	10	12	23	26	.....	.....
22	9 Compressed and liquefied gases—not made in petroleum refineries or in natural-gasoline plants	5	.....	54	.....	11	31	12	.....	.....
23	13 Concrete products	43	32	475	33	40	335	63	3	1
24	1 Condensed and evaporated milk	10	3	110	.....	10	99	7	.....	.....
25	17 Construction and similar machinery (except mining and oil-field machinery and tools)	9	2	867	16	112	662	77	.....	.....
26	6 Cooperage	11	7	120	2	6	109	3	.....	.....
27	1 Corn sirup, corn sugar, corn oil, and starch	3	.....	2,086	11	245	1,382	250	41	157
28	1 Creamery butter	452	385	2,577	28	529	1,701	291	18	10
29	9 Drugs and medicines (including drug grinding)	24	7	972	34	62	313	560	2	1
30	16 Electrical products not elsewhere classified	4	4	19	.....	3	12	4	.....	.....
31	15 Electroplating, plating, and polishing	4	4	51	.....	3	48	.....	.....	.....
32	17 Elevators, escalators, and conveyors	4	.....	357	9	167	166	13	2	.....
33	14 Fat-ricated structural steel and ornamental metal work, made in plants not operated in connection with rolling mills	13	7	587	13	101	393	79	1	.....
34	9 Fireworks	3	.....	32	3	8	14	7	.....	.....
35	1 Flavoring extracts and flavoring sirups, not elsewhere classified	6	3	33	1	4	26	2	.....	.....
36	1 Flour and other grain-mill products	25	23	388	9	52	271	52	.....	4
37	1 Food preparations, not elsewhere classified	13	12	152	2	15	113	21	1	.....
38	17 Food-products machinery	5	1	372	8	94	232	37	1	.....
39	12 Footwear (except rubber)	4	3	260	6	32	220	11	.....	.....
40	4 Fur coats and other fur garments, accessories, and trimmings	4	2	60	3	9	45	3	.....	.....
41	8 General commercial (job) printing	140	119	1,246	85	198	880	83	.....	.....
42	16 Generating, distribution, and industrial apparatus, and apparatus for incorporation in manufactured products, not elsewhere classified	9	2	480	11	118	304	36	11	.....
43	14 Gray-iron and semisteel castings	23	14	814	27	60	711	14	2	.....
44	9 Grease and tallow (except lubricating greases)	31	22	236	5	23	200	2	6	.....
45	13 Gypsum products	5	.....	535	5	64	451	7	8	.....
46	14 Hardware not elsewhere classified	6	.....	613	13	63	504	33	.....	.....
47	4 House dresses, uniforms, and aprons—made in inside factories or by jobbers engaging contractors	3	1	385	2	21	362	.....	.....	.....
48	6 Household furniture, except upholstered	6	2	434	7	24	393	10	.....	.....
49	1 Ice cream and ices	72	00	632	16	83	261	263	1	3
50	1 Ice, manufactured	52	24	665	35	52	250	290	2	36
51	17 Industrial machinery, not elsewhere classified	9	9	177	7	22	140	8	.....	.....
52	9 Insecticides, fungicides, and related industrial and household chemical compounds	4	3	53	8	1	26	14	3	1
53	17 Laundry equipment, domestic	8	.....	2,352	26	279	1,772	267	5	3
54	12 Leather gloves and mittens	4	.....	240	0	21	179	34	.....	.....
55	15 Lighting fixtures	3	1	52	4	8	30	4	.....	.....
56	8 Lithographing and photo-lithographing (including preparation of stones or plates and dry transfers)	5	.....	121	6	14	80	21	.....	.....
57	9 Lubricating oils and greases—not made in petroleum refineries	3	2	12	1	1	8	2	.....	.....
58	8 Machine and hand typesetting (including advertisement typesetting)	5	4	24	2	2	20	.....	.....	.....
59	17 Machine-shop products, not elsewhere classified	25	19	948	24	131	771	21	1	.....
60	17 Machine-shop repairs	21	24	96	4	8	82	2	.....	.....
61	17 Machine-tool and other metalworking-machinery accessories, metal-cutting and shaping tools, and machinists' precision tools	4	4	83	4	12	66	1	.....	.....
62	1 Malt liquors	4	.....	178	9	15	105	48	.....	1
63	6 Mattresses and bedsprings	8	6	43	2	0	32	3	.....	.....
64	1 Meat packing, wholesale	32	20	15,249	30	1,175	11,027	2,545	160	312
65	4 Men's and boys' suits, coats, and overcoats (except work clothing)—made in inside factories or by jobbers engaging contractors	3	.....	290	3	23	256	8	.....	.....
66	17 Mining machinery and equipment	3	2	103	4	11	87	1	.....	.....

See footnotes at end of table.

and gives statistics for the remaining industries both in combination ("Other industries") and by industry groups. Certain of the industries for which combined figures are larger values of products than some of those shown separately)

SALARIES AND WAGES							COST OF MATERIALS, SUPPLIES, FUEL, PURCHASED ELECTRIC ENERGY, AND CONTRACT WORK								
Total 1	Salaries of officers of corporations 2		Manufacturing		Distribution	Construction	Other	Total	Materials and supplies	Fuel	Purchased electric energy	Contract work	Value of products	Value added by manufacture 4	
	Salaries 3	Wages													
Dollars 114,980,186	Dollars 6,580,677	Dollars 16,951,400	Dollars 73,460,119	Dollars 16,640,150	Dollars 547,146	Dollars 804,670	Dollars 473,736,722	Dollars 459,732,472	Dollars 6,824,085	Dollars 5,034,552	Dollars 2,145,413	Dollars 718,531,801	Dollars 244,795,270		
1,312,281	84,525	250,398	600,£23	32,093	14,742		2,214,180	2,155,592	36,122	22,472		5,499,500	3,285,314		
1,212,394	79,135	113,463	740,008	208,656	18,430	2,702	2,718,936	2,643,803	55,485	19,648		5,089,297	2,370,361		
289,140	20,418	21,498	180,096	66,528			276,300	254,454	3,989	4,944	12,913	793,740	517,410		
230,774	31,205	41,227	136,593	21,749			183,347	174,981	1,585	5,100	1,681	528,821	345,474		
70,274	7,188	55,711		7,375			96,423	7,568	259	41	88,455	188,539	92,116		
4,544,062	100,442	371,749	3,632,700	302,836	24,186	46,149	8,110,110	7,610,668	289,749	200,693		17,326,166	9,216,056		
1,165,631	94,440	108,263	856,633	103,023	3,263		813,103	221,634	466,064	123,917	1,488	2,891,800	2,078,697		
71,043	6,000	1,085	50,138	3,920			122,431	119,470	803	2,158		288,605	166,171		
1,324,390	157,895	130,493	893,006	142,906			1,502,454	1,293,138	20,087	30,926	151,703	3,062,788	1,560,331		
398,392	21,661	46,775	201,517	126,771	600	708	946,731	908,472	17,080	8,822	12,357	1,573,311	620,580		
589,307	20,800	84,278	460,155	21,213	1,400	1,521	2,007,624	2,036,430	45,109	10,085		3,179,456	1,081,832		
80,213	19,208	12,695	30,341	17,069			115,322	113,108	695	1,619		390,236	184,014		
102,153		5,251	90,912				119,042	116,372	2,000			221,506	102,554		
499,774	80,134	69,892	209,119	110,620			613,988	562,456	9,523	10,440	1,569	1,323,638	709,650		
2,002,680	74,591	206,512	1,570,807	129,350	21,329		2,537,538	1,254,009	1,130,022	85,824	66,783	8,529,107	5,991,569		
24,951	3,156	3,343	17,302	150			404,252	393,409	7,493	2,580		469,704	65,452		
605,015	37,000	111,023	439,121	16,971			2,382,908	1,334,461	68,928	978,619	770	3,018,842	1,535,842		
129,847	28,124	16,944	24,410	61,360			144,880	141,977	1,625	1,284		447,294	302,408		
(5)	(5)	(5)	(5)	(5)			(5)	(5)	(5)	(5)		(5)	(5)		
535,362	94,045	49,738	317,906	70,174	2,599	900	947,096	910,913	21,173	14,625	385	1,882,530	935,434		
135,740	17,442	113,496	4,808				1,804,750	1,806,042	42,673	13,383	2,662	2,510,189	645,439		
1,340,843	112,185	187,588	933,217	116,855											

## CENSUS OF MANUFACTURES: 1939

TABLE 8.—GENERAL STATISTICS FOR

Group No.		INDUSTRY	*Number of establishments	*Proprietors and firm members	*PERSONS EMPLOYED IN MANUFACTURING ESTABLISHMENTS <sup>1</sup>						
					Total <sup>2</sup>	Salaried officers of corporations <sup>3</sup>	Manufacturing		Distribution	Construction	Other
							Salaried employees <sup>1</sup>	Wage earners (average for year) <sup>3</sup>			
1	13	Monuments, tombstones, cut-stone, and stone products not elsewhere classified	7	8	65	3	9	43	10		
2	18	Motor vehicles, motor-vehicle bodies, parts and accessories	9	4	151	7	13	120	5		
3	8	Newspapers: publishing and printing	287	325	4,304	113	1,270	2,183	730	2	
4	8	Newspapers: publishing without printing	3	3	2		2				
5	1	Nonalcoholic beverages	89	102	911	35	110	320	430	2	8
6	15	Nonferrous-metal foundries (except aluminum)	5	3	126	3	12	108	3		
7	14	Oil burners, domestic and industrial	4		119	6	35	72	6		
8	9	Paints, varnishes, and lacquers	8	3	70	6	12	35	19		4
9	7	Paperboard containers and boxes not elsewhere classified	12	5	336	18	28	268	22		
10	6	Partitions, shelving, cabinet work, and office and store fixtures	6	3	189	8	15	160	6		
11	9	Perfumes, cosmetics, and other toilet preparations	4	1	303	0	62	167	155		
12	8	Periodicals: publishing and printing	21	17	1,071	17	389	576	89		
13	8	Periodicals: publishing without printing	17	4	352	14	107		231		
14	8	Photoengraving, not done in printing establishments (including preparation of plates)	9	6	77	10	10	44	13		
15	1	Pickled fruits and vegetables and vegetable sauces and seasonings	6	1	343	2	21	320			
16	5	Planing mills not operated in conjunction with sawmills	39	13	4,487	51	390	3,681	340	8	11
17	1	Poultry dressing and packing, wholesale	90	39	3,099	18	264	2,773	34	6	4
18	14	Power boilers and associated products	5		283	13	31	225	13		1
19	1	Prepared feeds (including mineral) for animals and fowls	77	61	1,219	32	90	433	645	10	9
20	17	Pumping equipment and air compressors	10	5	1,833	14	271	1,425	109	14	
21	11	Rubber products not elsewhere classified	3		404	3	27	370	4		
22	12	Saddlery, harness, and whips	6	1	103	9	10	70	8		
23	1	Salad dressings	3	6	40		3	34	3		
24	1	Sausages, prepared meats, and other meat products—not made in meat-packing establishments	14	18	104	4	4	60	29		1
25	5	Sawmills, veneer mills, and cooperage-stock mills, including those combined with logging camps and with planing mills	9	9	56		3	51	2		
26	13	Sewer pipe and kindred products	3		292	8	10	258	16		
27	15	Sheet-metal work not specifically classified	26	12	504	26	68	452	43	5	
28	20	Signs, advertising displays, and advertising novelties	24	20	500	0	50	346	92		3
29	9	Soap and glycerin	3		209	5	23	146	35		
30	9	Soybean oil, cake, and meal	6	4	191	4	23	128	28	7	1
31	14	Stamped and pressed metal products (except automobile stampings)	6	1	286	8	31	240	6	1	
32	14	Stoves, ranges, water heaters, and hot-air furnaces (except electric)	8	2	737	13	46	534	144		
33	20	Surgical supplies and equipment not elsewhere classified; orthopedic appliances	3	3	5		1	4			
34	2	Tobacco (chewing and smoking) and snuff	5	5	13	1	2	9	1		
35	14	Tools (except edge tools, machine tools, files, and saws)	9	7	221	7	19	192	2	1	
36	19	Transportation equipment not elsewhere classified	5	7	46	1	4	30	11		
37	6	Upholstered household furniture	7	5	437	7	18	384	28		
38	14	Wirework not elsewhere classified	7	2	280	7	28	241	8		
39	6	Wooden boxes except cigar boxes	4	8	78	1	3	67	3	1	3
40	6	Wood products not elsewhere classified	3		38	5	5	25	3		
41	17	Woodworking machinery	3	3	25	3	4	18			
42	3	Woolen and worsted manufactures—regular factories or jobbers engaging contractors	3		241	2	11	220	8		
43	4	Work clothing (except work shirts), sport garments (except leather), and other men's and boys' apparel, not elsewhere classified	14	6	986	17	68	826	72	3	
44	4	Work gloves and mittens: cloth, cloth and leather combined	8	1	536	6	25	472	33		
45		Other industries <sup>4</sup>	234	104	18,165	221	2,020	14,181	1,609	29	45
OTHER INDUSTRIES, BY INDUSTRY GROUPS <sup>5</sup>											
46	1	Food and kindred products	21	9	1,980	6	178	1,713	57	7	19
47	3	Textile-mill products and other fiber manufactures	7	4	1,194	6	96	1,026	66		
48	4	Apparel and other finished products made from fabrics and similar materials	19	9	1,649	15	103	1,420	98	2	5
49	6	Furniture and finished lumber products	14	12	761	14	106	605	30	3	3
50	7	Paper and allied products	7		420	6	35	360	19		
51	9	Chemicals and allied products	21	6	451	17	49	308	73	3	1
52	13	Stone, clay, and glass products	7	5	227	3	23	185	14		2
53	14	Iron and steel and their products, except machinery	20	5	1,040	24	139	788	87		2
54	15	Nonferrous metals and their products	8	6	87	5	8	66	8		
55	16	Electrical machinery	18	6	1,173	22	167	886	87	11	
56	17	Machinery (except electrical)	29	6	6,221	51	842	5,059	253	3	13
57	19	Transportation equipment except automobiles	8	9	345	6	25	280	34		
58	20	Miscellaneous industries	16	7	1,634	24	98	922	500		
59	5	Lumber and timber basic products	9	9	56		3	51	2		
	8	Printing, publishing, and allied industries	23	6	460	16	119	79	240		
	11	Rubber products	3		404	3	27	370	4		
	2	Tobacco manufactures	2		2						
	12	Leather and leather products	2	5	62	3	2	56	1		

<sup>1</sup>As the figures for number of establishments and for personnel for those industries for which monetary items are withheld are given for the individual industries and are also included in the "Other industries" figures, the sums of the figures are larger than the totals shown for "All industries."

<sup>2</sup>See headnote to table 3 and GENERAL EXPLANATIONS—Persons engaged—general classification.

<sup>3</sup>Figures do not include data for personnel of central-administrative offices.

<sup>4</sup>Each of the averages in this column is correct to the nearest unit, despite the fact that the averages for the several industries do not add exactly to the 1939 average for all industries. See GENERAL EXPLANATIONS—Wage earners and wages.

## THE STATE, BY INDUSTRIES: 1939—Continued

SALARIES AND WAGES							COST OF MATERIALS, SUPPLIES, FUEL, PURCHASED ELECTRIC ENERGY, AND CONTRACT WORK					Value of products	Value added by manufacture <sup>1</sup>	
Total <sup>2</sup>	Salaries of officers of corporations <sup>3</sup>	Manufacturing		Distribution	Construction	Other	Total	Materials and supplies	Fuel	Purchased electric energy	Contract work			
Dollars	Dollars	Dollars	Dollars	Dollars	Dollars	Dollars	Dollars	Dollars	Dollars	Dollars	Dollars	Dollars	Dollars	
77,846	8,228	11,450	46,036	12,123	11,507	—	87,321	72,232	890	7,934	6,265	237,691	150,370	1
168,708	20,786	18,509	111,906	11,507	—	—	347,158	339,538	2,614	5,136	—	627,782	280,594	2
6,882,126	651,701	2,205,425	3,040,489	975,071	3,380	—	3,758,703	3,305,670	78,404	168,969	205,630	17,130,443	13,371,740	3
2,162	—	2,162	—	—	—	—	9,068	2,361	—	25	7,582	20,200	10,322	4
1,144,447	113,604	150,505	277,041	595,806	1,760	5,781	2,261,492	2,183,432	33,240	44,820	—	5,533,605	3,272,113	5
122,253	15,756	22,078	80,688	2,831	—	—	235,576	210,168	10,140	6,268	—	475,760	240,180	6
( <sup>4</sup> )	( <sup>4</sup> )	( <sup>4</sup> )	( <sup>4</sup> )	( <sup>4</sup> )	—	—	( <sup>4</sup> )	( <sup>4</sup> )	( <sup>4</sup> )	( <sup>4</sup> )	—	( <sup>4</sup> )	( <sup>4</sup> )	7
97,399	13,599	15,116	37,052	30,968	—	604	469,348	463,994	1,459	3,595	—	668,957	229,609	8
308,957	80,679	38,262	210,304	36,772	2,850	—	991,941	970,085	9,881	10,144	1,831	1,682,902	690,961	9
249,197	21,400	28,286	187,348	12,163	—	—	292,926	285,069	3,537	4,320	—	794,312	501,886	10
620,709	138,712	95,659	189,264	189,827	—	7,337	1,196,895	1,183,432	5,217	8,246	—	2,372,367	1,175,472	11
1,851,940	161,875	517,354	813,213	359,498	—	—	1,726,293	1,494,222	25,032	31,651	175,388	6,252,957	4,526,664	12
( <sup>4</sup> )	( <sup>4</sup> )	( <sup>4</sup> )	( <sup>4</sup> )	( <sup>4</sup> )	—	—	( <sup>4</sup> )	( <sup>4</sup> )	( <sup>4</sup> )	( <sup>4</sup> )	( <sup>4</sup> )	( <sup>4</sup> )	( <sup>4</sup> )	13
162,731	26,400	12,222	100,620	23,183	—	—	39,211	34,642	1,560	2,904	105	304,376	265,165	14
( <sup>4</sup> )	( <sup>4</sup> )	( <sup>4</sup> )	( <sup>4</sup> )	( <sup>4</sup> )	—	—	( <sup>4</sup> )	( <sup>4</sup> )	( <sup>4</sup> )	( <sup>4</sup> )	( <sup>4</sup> )	( <sup>4</sup> )	( <sup>4</sup> )	15
5,569,644	203,940	737,251	4,071,151	536,283	9,513	11,506	9,814,131	9,722,229	42,104	42,030	6,868	18,080,414	8,266,283	16
2,123,286	53,706	366,382	1,652,637	44,194	5,891	576	19,821,628	19,641,579	56,529	123,520	—	23,879,337	4,057,709	17
351,705	51,859	43,808	231,603	24,193	—	242	516,166	490,407	10,391	15,358	—	1,065,426	549,270	18
1,310,203	154,157	150,845	433,538	543,236	10,338	9,089	5,711,404	5,575,553	33,906	101,945	—	9,042,560	3,331,159	19
2,811,497	113,621	467,256	1,743,684	248,236	8,700	—	2,409,473	2,221,483	86,250	101,695	45	6,953,142	4,543,669	20
( <sup>4</sup> )	( <sup>4</sup> )	( <sup>4</sup> )	( <sup>4</sup> )	( <sup>4</sup> )	—	—	( <sup>4</sup> )	( <sup>4</sup> )	( <sup>4</sup> )	( <sup>4</sup> )	( <sup>4</sup> )	( <sup>4</sup> )	( <sup>4</sup> )	21
120,225	17,278	13,619	77,596	11,732	—	—	239,105	233,224	3,325	2,556	—	392,893	153,788	22
( <sup>4</sup> )	( <sup>4</sup> )	( <sup>4</sup> )	( <sup>4</sup> )	( <sup>4</sup> )	—	—	( <sup>4</sup> )	( <sup>4</sup> )	( <sup>4</sup> )	( <sup>4</sup> )	( <sup>4</sup> )	( <sup>4</sup> )	( <sup>4</sup> )	23
128,179	16,120	8,030	72,082	31,701	—	236	666,755	649,995	6,915	9,845	—	957,896	291,141	24
( <sup>4</sup> )	( <sup>4</sup> )	( <sup>4</sup> )	( <sup>4</sup> )	( <sup>4</sup> )	—	—	( <sup>4</sup> )	( <sup>4</sup> )	( <sup>4</sup> )	( <sup>4</sup> )	( <sup>4</sup> )	( <sup>4</sup> )	( <sup>4</sup> )	25
371,088	41,995	24,343	267,531	38,119	—	—	240,968	70,097	167,433	3,438	—	803,349	562,381	26
705,312	85,082	104,376	438,248	74,096	3,510	—	1,409,979	1,376,430	14,411	14,061	5,077	2,768,446	1,358,407	27
681,166	74,034	67,760	313,669	121,730	—	3,968	913,228	887,448	9,061	10,620	6,069	2,142,154	1,228,926	28
( <sup>4</sup> )	( <sup>4</sup> )	( <sup>4</sup> )	( <sup>4</sup> )	( <sup>4</sup> )	—	—	( <sup>4</sup> )	( <sup>4</sup> )	( <sup>4</sup> )	( <sup>4</sup> )	( <sup>4</sup> )	( <sup>4</sup> )	( <sup>4</sup> )	29
206,602	11,550	41,861	110,926	33,103	8,500	1,222	3,438,218	3,310,084	44,862	83,282	—	4,246,369	808,151	30
333,334	33,785	42,425	241,995	13,629	1,500	—	759,009	733,818	5,814	10,455	8,022	1,410,653	660,644	31
1,034,393	137,471	89,285	574,642	232,905	—	—	1,267,749	1,233,078	20,111	14,560	—	3,230,248	1,962,499	32
7,878	—	2,346	5,532	—	—	—	5,937	5,739	51	147	—	27,596	21,659	33
9,642	3,000	1,030	4,545	1,067	—	—	42,558	41,900	473	185	—	59,384	16,826	34
256,638	29,900	33,514	190,572	2,320	332	—	336,502	319,046	8,038	9,418	—	944,353	607,851	35
( <sup>4</sup> )	( <sup>4</sup> )	( <sup>4</sup> )	( <sup>4</sup> )	( <sup>4</sup> )	—	—	( <sup>4</sup> )	( <sup>4</sup> )	( <sup>4</sup> )	( <sup>4</sup> )	( <sup>4</sup> )	( <sup>4</sup> )	( <sup>4</sup> )	36
497,605	46,588	38,967	359,463	52,587	—	—	1,156,077	1,143,487	3,159	9,431	—	2,043,271	892,194	37
327,260	35,097	44,045	240,773	5,220	2,125	—	900,115	879,549	7,357	13,209	—	1,516,437	616,322	38
( <sup>4</sup> )	( <sup>4</sup> )	( <sup>4</sup> )	( <sup>4</sup> )	( <sup>4</sup> )	( <sup>4</sup> )	( <sup>4</sup> )	( <sup>4</sup> )	( <sup>4</sup> )	( <sup>4</sup> )	( <sup>4</sup> )	( <sup>4</sup> )	( <sup>4</sup> )	( <sup>4</sup> )	39
( <sup>4</sup> )	( <sup>4</sup> )	( <sup>4</sup> )	( <sup>4</sup> )	( <sup>4</sup> )	—	—	( <sup>4</sup> )	( <sup>4</sup> )	( <sup>4</sup> )	( <sup>4</sup> )	( <sup>4</sup> )	( <sup>4</sup> )	( <sup>4</sup> )	40
37,170	16,884	4,116	16,170	—	—	—	49,752	48,053	628	1,071	—	122,917	73,165	41
( <sup>4</sup> )	( <sup>4</sup> )	( <sup>4</sup> )	( <sup>4</sup> )	( <sup>4</sup> )	—	—	( <sup>4</sup> )	( <sup>4</sup> )	( <sup>4</sup> )	( <sup>4</sup> )	( <sup>4</sup> )	( <sup>4</sup> )	( <sup>4</sup> )	42
709,087	60,678	77,895	485,091	82,318	3,105	—	1,637,796	1,598,660	5,296	12,290	21,550	2,549,179	911,383	43
413,593	17,929	31,165	316,347	48,152	—	—	750,515	740,139	2,962	7,414	—	1,361,498	610,989	44
23,613,874	1,074,326	3,314,328	16,344,063	2,788,525	41,172	51,460	58,917,408	55,889,354	1,192,881	730,126	1,105,047	122,270,365	63,352,957	45
2,433,164	65,005	363,458	1,870,077	96,253	15,284	23,087	15,691,525	15,174,055	277,866	208,604	31,000	26,868,382	11,206,857	46
1,935,473	32,595	118,644	1,147,299	336,935	—	—	1,750,272	1,697,858	24,514	25,980	1,920	3,205,140	1,454,868	47
1,204,680	60,482	115,418	821,452	201,912	1,631	3,785	2,363,286	2,318,915	8,492	16,842	19,017	4,591,583	2,228,317	48
677,682	62,770	127,443	435,761	44,328	4,200	3,180	965,318	939,454	13,004	12,860	—	2,236,458	1,271,140	49
529,123	31,209	66,004	394,500	37,410	—	—	1,468,880	1,273,462	164,191	31,227	—	2,478,623	1,009,743	50
622,965	71,900	84,357	340,594	122,244	3,063	807	2,142,471	2,054,303	37,742	50,426	—	4,315,655	2,173,184	51
257,337	14,915	47,971	175,855	17,066	—	1,580	482,800	460,968	26,311	55,527	—	933,034	450,228	52
1,510,698	151,554	252,060	938,010	173,580	—	1,404	2,569,124	2,428,296	65,834	74,794	200	5,520,059	2,956,935	53
106,723	15,091	17,955	67,322	15,355	—	—	130,429	126,095	2,159	2,175	—	325,174	194,745	54
1,241,140	80,594	220,823	828,016	98,404	13,303	—	2,849,176	2,775,919	28,627	36,058	8,572	5,570,172	2,720,996	55
9,743,221	274,806	1,403,348	7,561,495	482,304	3,691	17,577	23,053,819	22,407,205	485,923	158,955	1,730	52,362,019	29,308,200	56
427,078	22,750	42,501	308,712	53,115	—	—	807,793	761,463	30,725	12,841	2,764	1,400,270	592,477	57
1,959,310	109,318	183,059	993,031	673,902	—	—	1,998,838	1,972,011	8,108	18,469	250	7,361,911	5,363,073	58
1,200,280	81,337	271,287	471,939	435,717	—	—	2,643,691	1,559,350	19,385	25,368	1,039,588	5,065,885	2,422,194	59

<sup>1</sup> Value of products less cost of materials, supplies, fuel, purchased electric energy, and contract work. See GENERAL EXPLANATIONS—Value added by manufacture.  
<sup>2</sup> Figures omitted have been withheld to avoid disclosing exact or approximate data for individual establishments; they are included in the "Other industries" figures.  
<sup>3</sup> For numbers of establishments and of wage earners in individual industries, see table 11.

TABLE 9.—GENERAL STATISTICS FOR DES MOINES, BY INDUSTRIES: 1939

[This table presents separate figures for each industry for which it is possible to publish such figures without disclosing exact or approximate data for individual establishments, and gives statistics for the remaining industries both in combination ("Other industries") and by industry groups. Certain of the industries for which combined figures are given, however, reported larger numbers of wage earners or larger values of products than some of those shown separately. No data for nonmanufacturing personnel, except salaried officers of corporations, are included in this table.]

Group No.	INDUSTRY	*Number of establishments	*Proprietors and firm members	*Salaried officers of corporations <sup>1</sup>	*Salaried employees <sup>1</sup>	*Wage earners (average for year) <sup>2</sup>	Salaries of officers of corporations <sup>1</sup>	Salaries of employees <sup>1</sup>	Wages	Cost of materials, supplies, fuel, purchased electric energy, and contract work	Value of products	Value added by manufacture <sup>3</sup>
	All industries, total.....	258	161	218	1,543	6,760	\$1,248,016	\$2,813,068	\$8,333,790	\$45,225,819	\$74,027,108	\$28,801,349
8	Bookbinding and related industries.....	6	10	3	12	84	8,261	15,578	109,435	128,755	435,557	306,802
1	Bread and other bakery products (except biscuit, crackers, and pretzels).....	25	28	6	43	629	22,883	77,902	876,835	1,753,597	3,800,755	2,047,158
6	Caskets, coffins, burial cases, and other morticians' goods.....	3	.....	8	13	41	25,564	23,907	20,880	158,064	327,868	169,804
9	Cleaning and polishing preparations, blackings, and dressings.....	4	.....	7	5	11	22,124	7,231	12,350	45,779	178,437	132,658
13	Concrete products.....	7	3	7	5	93	21,650	6,957	88,852	402,321	633,704	231,383
9	Drugs and medicines (including drug grinding).....	5	.....	7	13	25	36,785	16,337	21,677	148,163	445,289	297,126
14	Fabricated structural steel and ornamental metal work, made in plants not operated in connection with rolling mills.....	4	3	3	63	226	( <sup>4</sup> )	( <sup>4</sup> )	( <sup>4</sup> )	( <sup>4</sup> )	( <sup>4</sup> )	( <sup>4</sup> )
1	Flour and other grain-mill products.....	29	17	20	23	130	46,049	33,443	165,984	221,810	659,985	418,178
8	General commercial (job) printing.....	9	8	4	18	62	( <sup>4</sup> )	( <sup>4</sup> )	( <sup>4</sup> )	( <sup>4</sup> )	( <sup>4</sup> )	( <sup>4</sup> )
1	Ice cream and ices.....	3	.....	1	.....	37	( <sup>4</sup> )	.....	( <sup>4</sup> )	( <sup>4</sup> )	( <sup>4</sup> )	( <sup>4</sup> )
8	Lithographing and photo-lithographing (including preparation of stones or plates and dry transfers).....	3	.....	5	11	59	25,900	25,284	73,642	217,098	426,004	208,908
8	Machine and hand typesetting (including advertisement typesetting).....	3	2	2	2	14	( <sup>4</sup> )	( <sup>4</sup> )	( <sup>4</sup> )	( <sup>4</sup> )	( <sup>4</sup> )	( <sup>4</sup> )
1	Meat packing, wholesale.....	4	.....	4	109	764	( <sup>4</sup> )	( <sup>4</sup> )	( <sup>4</sup> )	( <sup>4</sup> )	( <sup>4</sup> )	( <sup>4</sup> )
8	Newspapers: publishing and printing.....	5	4	6	307	436	( <sup>4</sup> )	( <sup>4</sup> )	( <sup>4</sup> )	( <sup>4</sup> )	( <sup>4</sup> )	( <sup>4</sup> )
1	Nonalcoholic beverages.....	6	7	1	15	33	4,000	22,224	25,469	237,645	623,540	385,895
8	Periodicals: publishing and printing.....	4	2	6	338	415	( <sup>4</sup> )	( <sup>4</sup> )	( <sup>4</sup> )	( <sup>4</sup> )	( <sup>4</sup> )	( <sup>4</sup> )
8	Periodicals: publishing without printing.....	12	2	10	93	.....	( <sup>4</sup> )	( <sup>4</sup> )	.....	( <sup>4</sup> )	( <sup>4</sup> )	( <sup>4</sup> )
5	Planing mills not operated in conjunction with sawmills.....	3	.....	3	29	128	( <sup>4</sup> )	( <sup>4</sup> )	( <sup>4</sup> )	( <sup>4</sup> )	( <sup>4</sup> )	( <sup>4</sup> )
1	Poultry dressing and packing, wholesale.....	3	1	.....	8	143	.....	( <sup>4</sup> )	( <sup>4</sup> )	( <sup>4</sup> )	( <sup>4</sup> )	( <sup>4</sup> )
1	Prepared feeds (including mineral) for animals and fowls.....	4	.....	8	9	56	44,075	10,920	42,685	679,832	958,797	278,965
15	Sheet-metal work not specifically classified.....	4	1	2	5	48	9,200	7,401	51,957	209,695	420,717	211,022
20	Signs, advertising displays, and advertising novelties.....	6	5	5	11	135	( <sup>4</sup> )	( <sup>4</sup> )	( <sup>4</sup> )	( <sup>4</sup> )	( <sup>4</sup> )	( <sup>4</sup> )
14	Stamped and pressed metal products (except automobile stampings).....	3	.....	4	11	100	( <sup>4</sup> )	( <sup>4</sup> )	( <sup>4</sup> )	( <sup>4</sup> )	( <sup>4</sup> )	( <sup>4</sup> )
14	Stoves, ranges, water heaters, and hot-air furnaces (except electric).....	4	.....	8	23	214	( <sup>4</sup> )	( <sup>4</sup> )	( <sup>4</sup> )	( <sup>4</sup> )	( <sup>4</sup> )	( <sup>4</sup> )
4	Work clothing (except work shirts), sport garments (except leather), and other men's and boy's apparel, not elsewhere classified.....	6	4	10	26	254	36,979	30,341	109,745	506,396	914,517	408,121
	Other industries <sup>5</sup> .....	156	91	134	1,363	5,267	944,546	2,535,483	6,665,279	40,516,664	64,221,998	23,705,334
OTHER INDUSTRIES, BY GROUPS <sup>4</sup>												
1	Food and kindred products.....	36	24	13	186	1,400	55,956	350,869	1,670,480	26,001,531	31,023,142	5,021,611
4	Apparel and other finished products made from fabrics and similar materials.....	4	.....	5	9	38	24,690	13,708	40,224	63,913	150,483	95,570
6	Furniture and finished lumber products.....	6	5	6	6	146	14,400	10,560	142,355	251,422	598,922	347,500
8	Printing, publishing, and allied industries.....	32	15	27	757	915	327,414	1,531,362	1,583,085	5,033,322	14,465,636	9,432,314
9	Chemicals and allied products.....	10	1	14	87	243	149,012	139,017	271,084	2,509,068	4,385,408	1,876,310
12	Leather and leather products.....	4	2	5	14	89	13,780	11,669	76,192	196,502	372,549	170,047
13	Stone, clay, and glass products.....	5	4	7	39	428	38,603	79,864	519,168	733,493	1,968,134	1,234,641
14	Iron and steel and their products, except machinery.....	18	12	17	101	600	137,483	187,454	742,813	2,903,179	5,304,736	2,311,557
15	Nonferrous metals and their products.....	5	3	3	5	46	10,110	7,572	42,292	99,737	190,819	91,082
17	Machinery (except electrical).....	12	10	13	31	154	48,203	42,998	194,503	444,688	1,132,019	683,231
20	Miscellaneous industries.....	13	11	11	17	168	69,114	26,200	154,725	398,839	1,121,122	722,283
5	Lumber and timber basic products.....	3	.....	3	29	128	.....	.....	.....	.....	.....	.....
7	Paper and allied products.....	3	3	1	6	35	.....	.....	.....	.....	.....	.....
3	Textile-mill products and other fiber manufactures.....	2	.....	.....	.....	.....	55,871	134,120	1,219,388	1,790,940	3,499,128	1,708,188
16	Electrical machinery.....	2	.....	.....	.....	.....	.....	.....	.....	.....	.....	.....
18	Automobiles and automobile equipment.....	1	1	9	76	877	.....	.....	.....	.....	.....	.....

\* As the figures for number of establishments and for personnel for those industries for which monetary items are withheld are given for the individual industries and are also included in the "Other industries" figures, the sums of the figures are larger than the totals shown for "All industries" for the city.

<sup>1</sup> Figures do not include data for personnel of central-administrative offices.

<sup>2</sup> Each of the averages in this column is correct to the nearest unit, despite the fact that the averages for the several industries do not add exactly to the 1939 average for all industries. See GENERAL EXPLANATIONS—Wage earners and wages.

<sup>3</sup> Value of products less cost of materials, supplies, fuel, purchased electric energy, and contract work. See GENERAL EXPLANATIONS—Value added by manufacture.

<sup>4</sup> Figures omitted have been withheld to avoid disclosing exact or approximate data for individual establishments; they are included in the "Other industries" figures.

<sup>5</sup> For numbers of establishments and of wage earners in individual industries, see table 11.

TABLE 10.—NUMBER OF ESTABLISHMENTS, BY INDUSTRY GROUPS, BY COUNTIES: 1939

COUNTY	Total	INDUSTRY GROUP																			
		1	2	3	4	5	6	7	8	9	10	11	12	13	14	15	16	17	18	19	20
The State	2,670	1,323	7	10	51	48	69	19	513	108		3	16	92	97	43	22	142	9	13	85
Adair	4	2							2												
Adams	4	3							1												1
Allamakee	19	13			1				4												
Appanoose	17	8							3	1				1	1	1		2			
Audubon	13	8			1				2					2							
Benton	15	10							3					1	1						
Black Hawk	102	28		1	2	3	4		16	4			1	6	9	6		17		1	4
Boone	18	8		1					7	1								1			
Bremer	43	31					2		6	2								2			
Buchanan	18	13							3												
Buena Vista	25	11				1	1		7	1				1				3			
Butler	18	14							3					1							
Calhoun	21	13							6	1							1				
Carroll	22	15					1		4	1										1	
Cass	18	11				1			3						2			1			
Cedar	13	11							2												
Cerro Gordo	55	28			1	1	1	1	11	2				4	2	1		1		1	1
Cherokee	11	5							3	1								2			
Chickasaw	17	13							3									1			
Clarke	4	3							1												
Clay	18	11							4	2				1							
Clayton	30	26				2			6												1
Clinton	66	30		1	2	1	2	1	7	1			1	1	6			2			1
Crawford	8	5		3																	
Dallas	19	9							3	1				3	1			2			
Davis	2	1							1												
Decatur	10	7							3												
Delaware	18	14				1			2						1						
Des Moines	70	28			3	2	11	1	5	4			1	1	1	1	1	6			5
Dickinson	7	4							2											1	
Dubuque	92	41			6	4	6	1	15	2			1	3	5	3	1	2	1	1	
Emmet	16	13							3												
Fayette	38	31							6									1			
Floyd	24	13			1	2			4	1				1				1			1
Franklin	19	12							4					2							
Fremont	7	2							4	1											
Greene	9	4							2	1				1							
Grundy	16	13							3												
Guthrie	11	7							3												
Hamilton	19	8					1		3	1					1	1	1	3			
Hancock	13	8							4	1											
Hardin	25	18							4	1								2			
Harrison	7	4							3												
Henry	11	6							3				1	1							
Howard	16	13							2								1				
Humboldt	13	10							1	1				1							
Ida	9	5							2	2											
Iowa	18	11		2					3	1											1
Jackson	22	16				1			4					1							
Jasper	24	3			1	1	1	1	6						3		1	5			2
Jefferson	19	7			2	1			4							1			3		1
Johnson	24	15							6	1					1						
Jones	23	14			2				4	1								1		1	
Keokuk	8	3							4						1						
Kossuth	22	17							3	1											
Lee	50	25			1		2	3	7	6		1	1			4	2				4
Linn	147	55	2		1	3	1	3	32	7				3	13	2	2	15	2	1	2
Louis	11	4							3	1											1
Lucas	6	4							1												
Lyon	9	5				1			2	1											
Madison	10	5							2	1				1							
Mahaska	24	15			1				5					2			1				
Marion	17	11			1		1		2					1						1	
Marshall	51	22			1				8	1					5	5		8	1		
Mills	7	5							2												
Mitchell	17	13							3	1											
Monona	9	5				1			3												
Monroe	6	3							2	1											
Montgomery	16	9							4	1					1	1					
Muscatine	57	21			1	2	2		6				1					3			21
O'Brien	19	11							6						2						
Osceola	7	3							2						1						1
Page	28	17			1				5	1					1			1	1		
Palo Alto	13	10							2						1						
Plymouth	14	8							4									1	1		
Pocahontas	11	7							3	1											
Polk	270	73		2	10	4	9	3	73	20			4	15	18	10	2	13	1	1	13
Pottawattamie	56	19			2		4		10	7				1	3		2	1			4
Poweshiek	11	4							3	2				2							
Ringgold	2	1							1												
Sac	14	8							3	1				1				1			6
Scott	130	47	4		4	2	4	3	19	5			2	6	8	3		15	1	1	
Shelby	9	5							2	1				1							
Sioux	22	11				1			5	2				2	1						
Story	36	22			2		1		8	1				1		1					

TABLE 10.—NUMBER OF ESTABLISHMENTS, BY INDUSTRY GROUPS, BY COUNTIES: 1939—Continued

COUNTY	Total	INDUSTRY GROUP																			
		1	2	3	4	5	6	7	8	9	10	11	12	13	14	15	16	17	18	19	20
Tama.....	15	7				2		1	5												
Taylor.....	10	7							3												
Union.....	16	12			1				3												
Van Buren.....	4	2							1	1											
Wapello.....	43	18	1		1	1	1	1	6					1	2	2		8		1	
Warren.....	8	4							2					1							
Washington.....	17	7				1			3					1		1		2			1
Wayne.....	8	3							2									1			2
Webster.....	49	21			3	1	2		5	4				9	1			1			2
Winnebago.....	18	15							3												
Winneshiek.....	28	23				1			3												
Woodbury.....	129	55			4	4	9		20	4		1	1	6	5	2	3	6	2	1	5
Worth.....	13	12							1												
Wright.....	18	12							5									1			

TABLE 11.—INDUSTRIES IN "OTHER INDUSTRIES" GROUPS—NUMBER OF ESTABLISHMENTS AND NUMBER OF WAGE EARNERS, FOR THE STATE AND FOR DES MOINES: 1939

[In order to avoid disclosing data for individual establishments, wage-earner figures for industries represented by fewer than three establishments are withheld]

Group No. 1	TITLE	Number of establishments	Wage earners	Group No. 1	TITLE	Number of establishments	Wage earners
STATE OF IOWA				STATE OF IOWA—Continued			
1	Beet sugar.....	1		8	Books: publishing and printing.....	1	
	Blended and prepared flour made from purchased flour.....	1			Electrotyping and stereotyping, not done in printing establishments.....	2	
	Cereal preparations.....	7	1,154		Engraving (steel, copperplate, and wood); plate printing.....	1	
	Pickled fruits and vegetables and vegetable sauces and seasonings.....	6	320		Greeting cards (except hand-painted).....	2	
	Salad dressings.....	3	34		Periodicals: publishing without printing.....	17	
	Sausage casings—not made in meat-packing establishments.....	1		9	Compressed and liquefied gases—not made in petroleum refineries or in natural-gasoline plants.....	5	31
	Vinegar and cider.....	1			Explosives.....	1	
	Wines.....	1			Fireworks.....	3	14
2	Cigars.....	2			Insecticides, fungicides, and related industrial and household chemical compounds.....	4	26
3	Carpets, rugs, and mats made from such materials as paper fiber, grass, jute, flax, sisal, cotton, cocon fiber, and rugs.....	1			Lubricating oils and greases—not made in petroleum refineries.....	3	8
	Hosiery—full-fashioned.....	1			Printing ink.....	1	
	Silk yarn and thread, spun or thrown—regular factories or jobbers engaging contractors.....	1			Soap and glycerin.....	3	146
	Woolen and worsted manufactures—contract factories.....	1			Tanning materials, natural dyestuffs, mordants, assistants, and sizes.....	1	
	Woolen and worsted manufactures—regular factories or jobbers engaging contractors.....	3	220	11	Rubber products not elsewhere classified.....	3	370
4	House dresses, uniforms, and aprons—made in inside factories or by jobbers engaging contractors.....	3	362	12	Small leather goods.....	1	
	Housefurnishings (except curtains, draperies, and bedspreads).....	2			Suitcases, brief cases, bags, trunks, and other luggage.....	1	
	Men's and boys' hats and caps (except felt and straw).....	2		13	Clay products (except pottery) not elsewhere classified.....	2	
	Men's and boys' shirts (except work shirts), collars, and nightwear—made in inside factories or by jobbers engaging contractors.....	2			Mineral wool.....	1	
	Men's and boys' suits, coats, and overcoats (except work clothing)—made in inside factories or by jobbers engaging contractors.....	3	256		Mirrors and other glass products made of purchased glass.....	2	
	Men's neckwear—made in inside factories or by jobbers engaging contractors.....	1			Wallboard and wall plaster (except gypsum), building insulation (except mineral wool), and floor composition.....	2	
	Millinery.....	1		14	Cutlery (except aluminum, silver, and plated cutlery) and edge tools.....	2	
	Miscellaneous fabricated textile products not elsewhere classified.....	1			Doors, window sash, frames, molding, and trim (made of metal).....	2	
	Trimnings (not made in textile mills), stamped art goods, and art needlework—contract factories.....	1			Enameled-iron sanitary ware and other plumbers' supplies (not including pipe and vitreous and semi-vitreous china sanitary ware).....	1	
	Trousers (semidress), wash suits, and washable service apparel.....	1			Files.....	1	
	Women's, children's, and infants' underwear and nightwear of cotton and flannelette woven fabrics.....	1			Forgings, iron and steel—made in plants not operated in connection with rolling mills.....	1	
	Work shirts.....	1			Heating and cooking apparatus, except electric, not elsewhere classified.....	1	
5	Sawmills, veneer mills, and cooperage-stock mills, including those combined with logging camps and with planing mills.....	9	51		Malleable-iron castings.....	1	
6	Baskets for fruits and vegetables.....	1			Oil burners, domestic and industrial.....	4	72
	Laboratory, hospital, and other professional furniture.....	1			Steam fittings, regardless of material.....	2	
	Office furniture.....	1			Steel barrels, kegs, and drums.....	2	
	Public-building furniture.....	1			Steel castings.....	2	
	Rattan and willowware (except furniture) and baskets other than vegetable and fruit baskets.....	1			Wire drawn from purchased rods.....	1	
	Venetian blinds.....	1		15	Aluminum products (including rolling and drawing and extruding), not elsewhere classified.....	2	
	Window and door screens and weather strip.....	1			Jewelry (precious metals).....	3	19
	Wooden boxes except cigar boxes.....	4	67		Lighting fixtures.....	3	36
	Wood products not elsewhere classified.....	3	25	16	Batteries, storage and primary (dry and wet).....	5	498
7	Coated and glazed paper.....	1			Communication equipment.....	1	
	Converted paper products not elsewhere classified.....	2			Generating, distribution, and industrial apparatus, and apparatus for incorporation in manufactured products, not elsewhere classified.....	9	304
	Die-cut paper and paperboard, and converted cardboard.....	1			Radio, radio tubes, and phonographs.....	2	
	Envelopes.....	1			Wiring devices and supplies.....	1	
	Paper and paperboard mills.....	2					

For footnote see end of table.



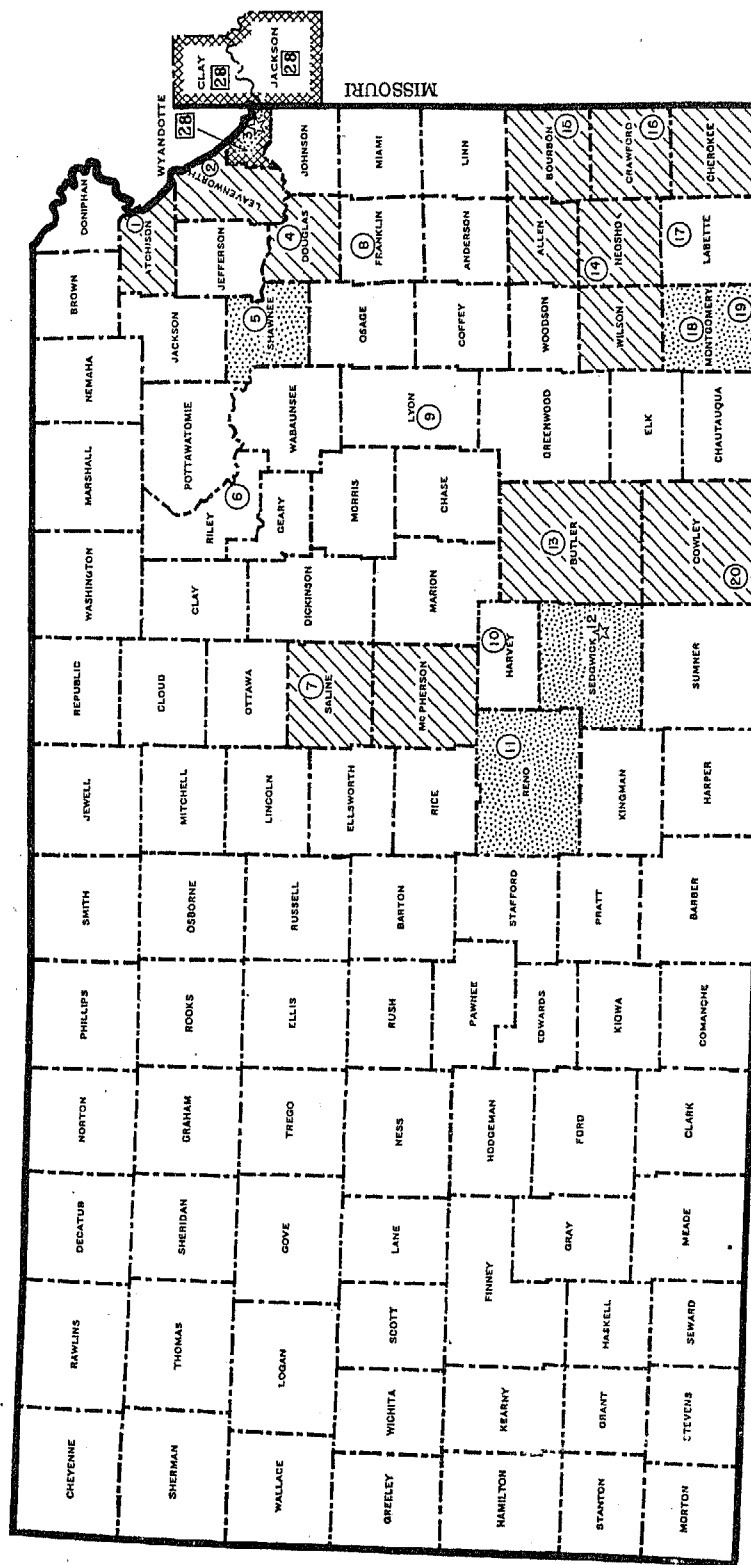
TABLE 11.—INDUSTRIES IN "OTHER INDUSTRIES" GROUPS—NUMBER OF ESTABLISHMENTS AND NUMBER OF WAGE EARNERS, FOR THE STATE AND FOR DES MOINES: 1939—Continued

Group No. <sup>1</sup>	TITLE	Number of establishments	Wage earners	Group No. <sup>1</sup>	TITLE	Number of establishments	Wage earners
STATE OF IOWA—Continued				CITY OF DES MOINES—Continued			
17	Blowers; exhaust and ventilating fans.....	1	-----	8	Books: publishing and printing.....	1	-----
	Cars and trucks, industrial.....	1	-----		Books: publishing without printing.....	1	-----
	Food-products machinery.....	5	232		Electrotyping and stereotyping, not done in printing establishments.....	2	-----
	Internal-combustion engines.....	1	-----		Machine and hand typesetting (including advertisement typesetting).....	3	14
	Machine tools.....	1	-----		Newspapers: publishing and printing.....	5	436
	Measuring and dispensing pumps.....	1	-----		Newspapers: publishing without printing.....	2	-----
	Measuring instruments, mechanical (except electrical measuring instruments, watches, and clocks).....	1	-----		Periodicals: publishing and printing.....	4	415
	Mechanical power-transmission equipment.....	1	-----		Periodicals: publishing without printing.....	12	-----
	Metalworking machinery and equipment, not elsewhere classified.....	2	-----		Photoengraving, not done in printing establishments (including preparation of plates).....	2	-----
	Mining machinery and equipment.....	3	87	9	Compressed and liquefied gases—not made in petroleum refineries or in natural-gasoline plants.....	1	-----
	Office and store machines not elsewhere classified.....	1	-----		Grease and tallow (except lubricating greases).....	1	-----
	Printing-trades machinery and equipment.....	2	-----		Paints, varnishes, and lacquers.....	2	-----
	Refrigerators, domestic (mechanical and absorption), refrigeration machinery and equipment, and complete air-conditioning units.....	2	-----		Perfumes, cosmetics, and other toilet preparations.....	3	166
	Special-industry machinery, not elsewhere classified.....	2	-----		Printing ink.....	1	-----
	Steam engines, turbines, and water wheels.....	2	-----		Soybean oil, cake, and meal.....	1	-----
	Tractors.....	2	-----		Tanning materials, natural dyestuffs, mordants, assistants, and sizes.....	1	-----
	Vending, amusement, and other coin-operated machines.....	1	-----	12	Leather gloves and mittens.....	2	-----
19	Boatbuilding and boatrepairing.....	1	-----		Saddlery, harness, and whips.....	1	-----
	Locomotives (including frames) and parts: railroad, mining, and industrial.....	1	-----		Small leather goods.....	1	-----
	Shipbuilding and ship repairing.....	1	-----	13	Brick and hollow structural tile.....	1	-----
	Transportation equipment not elsewhere classified.....	5	30		Cement.....	1	-----
20	Brushes.....	1	-----		Monuments, tombstones, cut-stone, and stone products not elsewhere classified.....	2	-----
	Carbon paper and inked ribbons.....	1	-----		Sewer pipe and kindred products.....	1	-----
	Feathers, plumes, and artificial flowers.....	2	-----	14	Doors, window sash, frames, molding, and trim (made of metal).....	1	-----
	Games and toys (except dolls and children's vehicles).....	1	-----		Fabricated structural steel and ornamental metal work, made in plants not operated in connection with rolling mills.....	4	226
	Hand stamps, stencils, and brands.....	1	-----		Gray-iron and semisteel castings.....	1	-----
	Miscellaneous fabricated products not elsewhere classified.....	2	-----		Heating and cooking apparatus, except electric, not elsewhere classified.....	1	-----
	Models and patterns (except paper patterns).....	2	-----		Stamped and pressed metal products (except automobile stampings).....	3	100
	Pens, mechanical pencils, and pen points.....	1	-----		Stoves, ranges, water heaters, and hot-air furnaces (except electric).....	4	214
	Photographic apparatus and materials and projection equipment (except lenses).....	2	-----		Tools (except edge tools, machine tools, files, and saws).....	2	-----
	Soda fountains, beer dispensing equipment, and related products.....	1	-----		Wire work not elsewhere classified.....	2	-----
	Sporting and athletic goods not elsewhere classified.....	2	-----	15	Aluminum products (including rolling and drawing and extruding), not elsewhere classified.....	1	-----
CITY OF DES MOINES					Electroplating, plating, and polishing.....	2	-----
1	Biscuit, crackers, and pretzels.....	2	-----		Jewelry (precious metals).....	1	-----
	Candy and other confectionery products.....	2	-----		Lighting fixtures.....	1	-----
	Cheese.....	1	-----	16	Batteries, storage and primary (dry and wet).....	1	-----
	Condensed and evaporated milk.....	1	-----		Generating, distribution, and industrial apparatus, and apparatus for incorporation in manufactured products, not elsewhere classified.....	1	-----
	Creamery butter.....	2	-----	17	Construction and similar machinery (except mining and oil-field machinery and tools).....	1	-----
	Flavoring extracts and flavoring sirups, not elsewhere classified.....	2	-----		Elevators, escalators, and conveyors.....	1	-----
	Flour and other grain-mill products.....	3	74		Industrial machinery, not elsewhere classified.....	1	-----
	Food preparations, not elsewhere classified.....	2	-----		Machine-shop products, not elsewhere classified.....	2	-----
	Ice cream and ices.....	9	62		Machine-shop repairs.....	2	-----
	Ice, manufactured.....	3	37		Machine-tool and other metalworking-machinery accessories, metal-cutting and shaping tools, and machinists' precision tools.....	1	-----
	Meat packing, wholesale.....	4	764		Printing-trades machinery and equipment.....	1	-----
	Pickled fruits and vegetables and vegetable sauces and seasonings.....	1	-----		Pumping equipment and air compressors.....	1	-----
	Poultry dressing and packing, wholesale.....	3	143		Refrigerators, domestic (mechanical and absorption), refrigeration machinery and equipment, and complete air-conditioning units.....	1	-----
	Salad dressings.....	1	-----		Special-industry machinery, not elsewhere classified.....	1	-----
3	Holstery—full-fashioned.....	1	-----	18	Motor vehicles, motor-vehicle bodies, parts and accessories.....	1	-----
	Woolen and worsted manufactures—regular factories or jobbers engaging contractors.....	1	-----	20	Brooms.....	2	-----
4	Fur coats and other fur garments, accessories, and trimmings.....	1	-----		Carbon paper and inked ribbons.....	1	-----
	House dresses, uniforms, and aprons—made in inside factories or by jobbers engaging contractors.....	1	-----		Miscellaneous fabricated products not elsewhere classified.....	1	-----
	Millinery.....	1	-----		Signs, advertising displays, and advertising novelties.....	6	135
	Trimnings (not made in textile mills), stamped art goods, and art needlework—contract factories.....	1	-----		Soda fountains, beer dispensing equipment, and related products.....	1	-----
5	Planing mills not operated in conjunction with sawmills.....	3	128		Surgical supplies and equipment not elsewhere classified; orthopedic appliances.....	2	-----
6	Cooperage.....	1	-----				
	Mattresses and bedsprings.....	1	-----				
	Partitions, shelving, cabinet work, and office and store fixtures.....	2	-----				
	Upholstered household furniture.....	2	-----				
7	Envelopes.....	1	-----				
	Paperboard containers and boxes not elsewhere classified.....	2	-----				

<sup>1</sup> For group titles, see GENERAL EXPLANATIONS—Changes in number of industries and of industry groups, sec. 27.

# KANSAS

DENSITY OF WAGE-EARNER EMPLOYMENT, BY COUNTIES: 1939



## KEY TO PLACES

ARKANSAS CITY	20	LAWRENCE	4
ATCHISON	1	LEAVENWORTH	2
CHANUTE	14	MANHATTAN	6
COFFEYVILLE	19	NEWTON	10
EL DORADO	13	OTTAWA	8
EMPORIA	9	PARSONS	17
FORT SCOTT	15	PITTSBURG	16
HUTCHINSON	11	SALINA	7
INDEPENDENCE	18	TOPEKA	5
KANSAS CITY	3	WICHITA	12

- UNDER 250 WAGE EARNERS
- 250 TO 999 WAGE EARNERS
- 1,000 OR MORE WAGE EARNERS
- PLACES OF 10,000 TO 99,999 POPULATION
- PLACES OF 100,000 OR MORE POPULATION
- INDUSTRIAL AREA:
- KANSAS CITY AREA

Prepared by the Bureau of the Census, Department of Commerce

# KANSAS

TABLE 1.—SUMMARY FOR THE STATE: 1939, 1937, AND 1929

CENSUS YEAR	Number of establishments	Proprietors and firm members	Number of persons employed in manufacturing <sup>1</sup>	Salaries and wages <sup>1</sup>	Cost of materials, supplies, fuel, purchased electric energy, and contract work <sup>2</sup>	Value of products <sup>3</sup>	Value added by manufacture <sup>4</sup>
1939	1,494	1,164	37,688	\$48,922,621	\$345,401,036	\$464,353,506	\$118,952,470
1937	1,526	1,134	42,515	56,106,908	416,459,354	543,807,190	127,347,836
1929	1,855	1,271	47,618	69,176,317	533,368,614	722,403,310	189,034,696

<sup>1</sup> Figure for 1939 does not include data for employees of manufacturing establishments (except salaried officers of corporations) who were engaged in distribution, construction, and other nonmanufacturing work. For detail, see table 8. It is not known to what extent data for such nonmanufacturing employees were included in figures reported for earlier years. See GENERAL EXPLANATIONS—Persons engaged—general classification.

<sup>2</sup> The aggregates for cost of materials, etc., and value of products include large amounts of duplication due to the use of the products of some industries as materials by others. See GENERAL EXPLANATIONS—Duplication in cost of materials and value of products.

<sup>3</sup> Value of products less cost of materials, supplies, fuel, purchased electric energy, and contract work. See GENERAL EXPLANATIONS—Value added by manufacture.

TABLE 2.—SUMMARY FOR THE KANSAS CITY INDUSTRIAL AREA, COUNTIES, AND PLACES: 1939

	Population, 1940	Number of establishments	Wage earners (average for year) <sup>1</sup>	Wages <sup>2</sup>	Cost of materials, supplies, fuel, purchased electric energy, and contract work <sup>3</sup>	Value of products <sup>4</sup>	Value added by manufacture <sup>4</sup>
The State	1,801,028	1,494	31,614	\$36,938,632	\$345,401,036	\$464,353,506	\$118,952,470
Kansas City Industrial Area, total <sup>5</sup>	653,316	1,047	38,378	47,811,019	335,305,534	483,770,597	148,465,063
Portion in Kansas	145,071	133	9,594	12,809,585	143,017,714	176,061,244	33,943,530
Portion in Missouri	508,245	914	28,784	35,001,434	192,287,820	306,809,353	114,521,533
COUNTIES IN KANSAS <sup>6</sup>							
Allen	19,874	15	390	406,276	1,232,872	3,233,264	2,000,392
Anderson <sup>7</sup>	11,658	8	77				
Atchison	22,222	25	876	780,024	6,679,944	9,213,360	2,533,416
Barber <sup>7</sup>	9,073	5	79				
Barton	25,010	27	230	233,248	2,828,728	3,683,045	854,317
Bourbon	20,944	26	336	245,176	1,490,570	2,250,489	759,919
Brown	17,595	10	42	37,857	611,374	745,069	134,295
Butler	32,013	22	854	1,288,195	27,506,570	31,577,525	4,070,555
Chase	6,345	4	8	4,400	12,770	32,665	19,785
Chautauqua	9,233	6	15	13,301	21,191	71,471	50,280
Cherokee <sup>7</sup>	29,817	14	297				
Cheyenne <sup>7</sup>	6,221	1					
Clark <sup>7</sup>	4,051	2					
Clay	13,281	13	83	74,670	933,542	1,188,433	254,591
Cloud	17,247	17	122	107,650	1,420,242	1,838,311	409,069
Coffey <sup>7</sup>	12,278	4	28				
Comanche <sup>7</sup>	4,412	2					
Cowley	38,130	40	606	693,321	9,678,130	12,382,084	2,703,954
Crawford	44,191	31	609	671,719	2,279,242	4,019,264	1,740,022
Decatur	7,434	4	9	7,103	22,019	50,280	28,261
Dickinson	22,929	23	227	218,867	2,270,801	3,136,662	865,561
Doniphan <sup>8</sup>	12,936						
Douglas	25,171	29	482	387,014	2,421,160	4,050,066	1,634,906
Edwards <sup>7</sup>	6,377	4	20				
Elk <sup>7</sup>	8,180	4	9				
Ellis	17,508	11	71	78,915	551,664	773,076	222,312
Ellsworth <sup>7</sup>	9,855	5	24				
Finney	10,062	17	170	162,290	1,132,310	1,609,071	477,661
Ford	17,254	20	125	114,069	926,157	1,385,875	459,718
Franklin	20,889	16	163	159,774	1,389,863	1,883,425	493,562
Geary	15,222	11	51	61,165	517,797	717,859	200,062
Gove <sup>8</sup>	4,793						
Graham <sup>7</sup>	6,071	1					
Grant <sup>7</sup>	1,946	1					
Gray <sup>7</sup>	4,773						
Greeley <sup>7</sup>	1,638	2					
Greenwood	16,495	7	19	13,748	52,150	105,794	53,644
Hamilton <sup>7</sup>	2,645	1					
Harper	12,068	10	31	30,149	328,540	422,250	93,710
Harvey	21,712	22	226	236,420	3,335,703	4,340,410	1,004,707

See footnotes at end of table.

TABLE 2.—SUMMARY FOR THE KANSAS CITY INDUSTRIAL AREA, COUNTIES, AND PLACES: 1939—Continued

	Population, 1940	Number of establish- ments	Wage earners (average for year) <sup>1</sup>	Wages <sup>1</sup>	Cost of materials, supplies, fuel, purchased electric energy, and con- tract work <sup>2</sup>	Value of prod- ucts <sup>3</sup>	Value added by manufacture <sup>4</sup>
COUNTIES IN KANSAS <sup>5</sup> —continued							
Haskell <sup>6</sup> .....	2,088	1					
Hodgeman <sup>7</sup> .....	3,535	1					
Jackson <sup>8</sup> .....	13,382	9	45	\$29,800	\$189,328	\$305,527	\$116,199
Jefferson <sup>9</sup> .....	12,718	4	24				
Jewell <sup>10</sup> .....	11,970	3	9				
Johnson.....	33,327	15	102	103,247	339,958	570,045	230,087
Kearny <sup>11</sup> .....	2,525	1					
Kingman <sup>12</sup> .....	12,001	5	35				
Kiowa <sup>13</sup> .....	5,112	2					
Labette.....	30,352	22	226	180,286	1,894,598	1,993,732	599,134
Lane <sup>14</sup> .....	2,821	2					
Leavenworth.....	41,112	28	581	561,467	2,573,013	4,157,719	1,584,706
Lincoln <sup>15</sup> .....	8,338	6	6				
Linn <sup>16</sup> .....	11,969	3	14				
Logan <sup>17</sup> .....	3,688	2					
Lyon.....	26,424	22	130	133,244	538,768	1,043,986	505,218
Marion.....	18,951	14	50	40,875	561,193	737,273	176,080
Marshall.....	20,986	14	126	95,771	641,811	1,046,462	404,651
McPherson.....	24,152	28	380	494,394	10,758,664	13,232,015	2,473,351
Meade.....	5,522	3	4	1,964	10,798	27,001	16,203
Miami.....	19,459	9	23	25,143	140,545	231,085	91,440
Mitchell.....	11,359	9	46	31,960	177,433	265,639	88,206
Montgomery.....	49,729	58	2,288	2,993,523	17,018,573	26,298,010	9,279,437
Morris <sup>18</sup> .....	10,363	6	36				
Morton <sup>19</sup> .....	2,186	2					
Nemaha <sup>20</sup> .....	16,761	9	76				
Neosho.....	22,210	21	431	379,275	2,029,997	3,816,087	1,786,090
Ness <sup>21</sup> .....	6,864	1					
Norton.....	9,831	11	72	55,449	459,345	660,991	201,646
Osage <sup>22</sup> .....	15,118	8	43				
Osborne.....	9,835	7	16	12,913	16,168	47,311	31,143
Ottawa.....	9,224	6	18	16,655	80,999	136,551	49,552
Pawnee.....	10,300	13	45	38,579	224,789	369,787	144,998
Phillips <sup>23</sup> .....	10,435	4	44				
Pottawatomie.....	14,015	8	17	14,357	80,783	152,342	71,559
Pratt.....	12,348	9	49	48,253	264,491	466,086	201,595
Rawlins.....	6,618	3	6	6,415	21,215	36,296	15,081
Reno.....	52,165	55	1,173	1,262,335	9,950,334	14,336,259	4,346,925
Republic.....	13,124	6	14	9,636	31,537	82,263	50,726
Rice.....	17,213	12	235	243,504	843,113	1,658,239	815,126
Riley.....	20,617	15	92	84,797	511,089	831,392	320,303
Rooks.....	8,497	3	7	6,507	10,217	22,775	12,558
Rush <sup>24</sup> .....	8,285	3	14				
Russell.....	13,464	9	46	54,089	585,542	811,256	225,714
Saline.....	29,535	44	642	648,052	11,464,341	15,722,322	4,257,981
Scott <sup>25</sup> .....	3,773	4	27				
Sedgwick.....	143,311	193	5,074	5,731,104	39,329,297	56,993,055	17,663,758
Seward.....	6,540	8	69	68,130	500,506	857,529	267,023
Shawnee.....	91,247	108	2,493	2,915,425	18,221,172	29,713,268	11,492,096
Sheridan <sup>26</sup> .....	5,312						
Sherman.....	6,421	7	19	17,815	119,589	180,322	60,433
Smith.....	10,582	5	30	18,733	36,336	88,102	51,766
Stafford <sup>27</sup> .....	10,487	3	21				
Stanton <sup>28</sup> .....	1,443						
Stevens <sup>29</sup> .....	3,193	2					
Sumner.....	28,163	18	165	171,790	2,065,142	2,595,727	530,585
Thomas <sup>30</sup> .....	6,425	2					
Trego <sup>31</sup> .....	5,822	2					
Wabaunsee <sup>32</sup> .....	9,219	1					
Wallace <sup>33</sup> .....	2,216	1					
Washington.....	15,921	6	28	23,521	331,476	405,299	73,823
Wichita <sup>34</sup> .....	2,185	3	10				
Wilson.....	17,723	22	549	694,375	3,593,843	5,422,255	1,828,432
Woodson <sup>35</sup> .....	8,014	2					
Wyandotte.....	145,071	133	9,594	12,809,585	143,017,714	176,061,244	33,943,530
Undistributed <sup>36</sup> .....		135	969	888,771	9,484,680	13,365,306	3,880,626
PLACES HAVING 10,000 OR MORE INHABITANTS							
Arkansas City.....	12,752	16	153	169,543	2,782,125	3,732,193	950,068
Atchison <sup>37</sup> .....	12,648	24	816				
Chanute.....	10,142	7	60	32,474	176,072	299,833	123,761
Coffeyville.....	17,355	27	795	916,674	4,417,140	6,809,374	2,392,228
El Dorado.....	10,045	9	64	69,493	168,430	363,981	195,551
Emporia <sup>38</sup> .....	13,188	19	109				
Fort Scott <sup>39</sup> .....	10,557	23	271				
Hutchinson.....	30,013	47	822	851,019	8,433,277	11,251,867	2,818,590
Independence.....	11,695	13	66	82,992	248,678	509,001	325,323
Kansas City.....	121,458	121	8,853	11,814,033	135,460,877	167,228,236	31,707,359
Lawrence <sup>40</sup> .....	14,390	25	424				
Leavenworth <sup>41</sup> .....	19,229	26	456				
Manhattan <sup>42</sup> .....	11,659	13	84				
Newton <sup>43</sup> .....	11,048	17	198				
Ottawa <sup>44</sup> .....	10,193	14	154				

See footnotes at end of table.

## CENSUS OF MANUFACTURES: 1939

TABLE 2.—SUMMARY FOR THE KANSAS CITY INDUSTRIAL AREA, COUNTIES, AND PLACES: 1939—Continued

	Population, 1940	Number of establish- ments	Wage earners (average for year) <sup>1</sup>	Wages <sup>2</sup>	Cost of materials, supplies, fuel, purchased electric energy, and con- tract work <sup>3</sup>	Value of prod- ucts <sup>4</sup>	Value added by manufacture <sup>5</sup>
PLACES HAVING 10,000 OR MORE INHABITANTS—continued							
Parsons.....	14,294	16	200	\$149,482	\$1,224,770	\$1,745,192	\$520,422
Pittsburg.....	17,571	29	531	604,706	2,011,078	3,571,511	1,560,433
Salina <sup>10</sup> .....	21,673	38	561	—	—	—	—
Topeka <sup>10</sup> .....	67,833	104	2,462	—	—	—	—
Wichita.....	114,966	178	3,733	4,091,261	29,067,434	42,509,730	13,442,296

<sup>1</sup> Not including salaried officers and employees nor nonmanufacturing wage earners. The figure for each county or place is an average of the numbers reported for the several months of the year. In calculating it, equal weight must be given to full-time and to part-time wage earners (not reported separately by the manufacturers), and for this reason it exceeds the number that would have been required to perform the work done in the industries if all wage earners had been continuously employed throughout the year. The quotient obtained by dividing the amount of wages by the average number of wage earners cannot, therefore, be accepted as representing the average wage received by full time wage earners. Each of the averages in this column is correct to the nearest unit, despite the fact that the averages for the several counties do not add exactly to the average for the State. In making comparisons between the figures for 1939 and those for earlier years, the possibility that the proportion of part-time employment varied from year to year should be taken into account.

<sup>2</sup> Profits and losses cannot be calculated from the census figures because no data are collected for certain expense items, such as interest, rent, depreciation, taxes, insurance, and advertising.

<sup>3</sup> See GENERAL EXPLANATIONS—Duplication in cost of materials and value of products.

<sup>4</sup> Value of products less cost of materials, supplies, fuel, purchased electric energy, and contract work. See GENERAL EXPLANATIONS—Value added by manufacture.

<sup>5</sup> For numbers of establishments by "Industry groups," see table 11.

<sup>6</sup> The Kansas City Industrial Area comprises Clay and Jackson Counties, Mo., and Wyandotte County, Kans. For statistics by industries for this area, see table 9.

<sup>7</sup> Figures omitted have been withheld to avoid disclosing exact or approximate data for individual establishments; they are included in the "Undistributed" figures.

<sup>8</sup> No manufacturing reported.

<sup>9</sup> The "Undistributed" figure for number of establishments and a part of the "Undistributed" figure for number of wage earners are included above in the items for the respective counties. The sums of the figures in these two columns are, therefore, larger than the corresponding State totals.

<sup>10</sup> Figures omitted have been withheld to avoid disclosing exact or approximate data for individual establishments.

TABLE 3.—PERSONS EMPLOYED IN MANUFACTURING ESTABLISHMENTS, BY SEX: 1939 AND 1929

[The 1939 questionnaire, for the first time, called for data on the total number of employees in manufacturing establishments, including those engaged wholly or chiefly in distribution, construction, and other nonmanufacturing activities. It is not known to what extent data for such employees were included in the figures reported for earlier years. This table presents detailed figures for employees receiving pay at any time within the normal pay-roll period ended nearest Oct. 14, 1939, and for such employees on the pay roll on Dec. 14, 1929, or on the nearest representative date. The total for "Wage earners engaged in manufacturing" is not identical with the average for the year (given in other tables), and differs from the number reported for October 1939 or for December 1929, because for both years some manufacturers gave wage-earner figures for months other than those specified. See GENERAL EXPLANATIONS—Persons engaged—general classification.]

CLASS AND SEX	1939 (Oct. 14) <sup>1</sup>	1929 (Dec. 14) <sup>1</sup>	CLASS AND SEX	1939 (Oct. 14) <sup>1</sup>	1929 (Dec. 14) <sup>1</sup>
All classes, aggregate <sup>2</sup> .....	44,755	47,754	Salaried officers and employees—Continued.		
Male.....	38,882	41,592	All other employees, etc.—Continued.		
Female.....	5,873	6,162	Engaged in manufacturing:		
Salaried officers and employees, total.....	11,884	9,168	Male.....	4,012	
Male.....	9,535	6,923	Female.....	1,362	
Female.....	2,349	2,245	Engaged in distribution:		
Salaried officers of corporations, total.....	709	849	Male.....	4,149	
Male.....	653	786	Female.....	926	(3)
Female.....	47	54	Engaged in construction:		
All other employees (except wage earners in manufac- turing), total.....	11,184	8,328	Male.....	455	
Male.....	8,882	6,137	Engaged in other work:		
Female.....	2,302	2,191	Male.....	266	
			Female.....	14	
			Wage earners engaged in manufacturing, total.....	32,871	38,586
			Male.....	29,347	34,669
			Female.....	3,524	3,917

<sup>1</sup> See headnote.

<sup>2</sup> Figures do not include data for 1,164 proprietors and firm members for 1939 and 1,271 for 1929, which were not reported by sex for 1939.

<sup>3</sup> No data.

TABLE 4.—WAGE EARNERS ENGAGED IN MANUFACTURING, BY MONTHS: 1939, 1937, AND 1929

[The figures for 1939 relate to wage earners engaged in manufacturing only. It is not known to what extent the figures for earlier years include data for nonmanufacturing wage earners. See headnote to table 3.]

CENSUS YEAR	Average number em- ployed during year <sup>1</sup>	NUMBER RECEIVING PAY DURING NORMAL PAY-ROLL PERIOD ENDED NEAREST 15TH OF MONTH—											
		January	February	March	April	May	June	July	August	September	October	November	December
1939.....	31,614	29,275	28,659	29,283	30,303	31,121	32,206	32,591	32,797	33,180	32,869	33,775	33,318
1937.....	34,128	32,797	32,453	33,203	34,043	34,592	35,202	34,978	35,271	34,993	34,224	34,243	33,553
1929.....	38,450	36,569	37,066	36,876	38,234	39,423	40,200	39,775	40,031	39,656	39,002	37,487	37,026

<sup>1</sup> See GENERAL EXPLANATIONS—Wage earners and wages.

TABLE 5.—SUMMARY FOR ESTABLISHMENTS CLASSIFIED AS TO SIZE BY NUMBER OF WAGE EARNERS: 1939 AND 1929

SIZE CLASS	NUMBER OF ESTABLISHMENTS		WAGE EARNERS (AVERAGE FOR YEAR) <sup>1</sup>		VALUE OF PRODUCTS	VALUE ADDED BY MANUFACTURE <sup>2</sup>
	1939	1929	1939	1929	1939	1929
All establishments.....	1,494	1,855	31,614	38,450	\$464,353,506	\$118,952,470
No wage earners.....	46	40			949,687	428,019
1 to 5.....	811	1,055	2,212	2,755	18,280,325	8,256,319
6 to 20.....	308	449	3,880	4,923	45,239,980	14,140,100
21 to 50.....	153	171	4,759	5,320	59,137,292	10,475,477
51 to 100.....	59	65	4,074	4,331	51,683,262	15,472,260
101 to 250.....	38	45	5,016	6,614	80,034,543	26,324,274
251 to 500.....	13	18	4,662	6,538	86,674,754	21,910,095
501 to 1,000.....	3	2	2,304		46,666,745	6,938,032
1,001 to 2,500.....	3	3	4,093		75,686,918	9,007,894
2,501 or more.....		1				

<sup>1</sup> See headnotes to tables 3 and 4.<sup>2</sup> See GENERAL EXPLANATIONS—Value added by manufacture.<sup>3</sup> Combined to avoid disclosing data for individual establishments.

TABLE 6.—SUMMARY FOR ESTABLISHMENTS CLASSIFIED AS TO SIZE BY VALUE OF PRODUCTS: 1939 AND 1929

SIZE CLASS	NUMBER OF ESTABLISHMENTS		WAGE EARNERS (AVERAGE FOR YEAR) <sup>1</sup>		VALUE OF PRODUCTS		VALUE ADDED BY MANUFACTURE <sup>2</sup>	
	1939	1929	1939	1929	1939	1929	1939	1929
All establishments.....	1,494	1,855	31,614	38,450	\$464,353,506	\$722,403,310	\$118,952,470	\$189,034,696
\$5,000 to \$10,000.....	613	800	1,542	1,850	6,509,171	8,853,354	3,892,945	5,500,391
\$20,000 to \$40,000.....	310	386	1,819	2,145	10,062,454	12,465,131	5,333,668	7,235,693
\$50,000 to \$90,000.....	180	199	2,034	2,177	12,708,984	14,120,263	6,264,593	7,257,846
\$100,000 to \$200,000.....	149	170	3,155	3,960	24,335,304	28,162,182	9,569,559	14,814,497
\$250,000 to \$400,000.....	95	102	3,428	3,827	33,902,872	37,150,007	11,829,120	14,926,373
\$500,000 to \$999,999.....	66	75	3,016	3,353	45,847,819	54,270,471	12,721,755	10,856,375
\$1,000,000 to \$2,499,999.....	41	67	4,929	5,813	62,328,307	106,782,645	19,169,124	33,270,721
\$2,500,000 to \$4,999,999.....	14	19	2,020	2,605	50,765,390	66,488,451	13,997,153	18,873,155
\$5,000,000 and over.....	17	22	9,671	12,708	217,773,205	364,090,806	30,174,550	70,730,673

<sup>1</sup> See headnotes to tables 3 and 4.<sup>2</sup> See GENERAL EXPLANATIONS—Value added by manufacture.

TABLE 7.—ESTABLISHMENTS CLASSIFIED AS UNDER CORPORATE OR OTHER FORM OF OWNERSHIP (OR CONTROL) AND AS UNDER CENTRAL-ADMINISTRATIVE-OFFICE OR INDEPENDENT OPERATION: 1939 AND 1929

TYPE OF OWNERSHIP OR CONTROL, AND OF OPERATION	NUMBER OF ESTABLISHMENTS		WAGE EARNERS (AVERAGE FOR YEAR) <sup>1</sup>		VALUE OF PRODUCTS		VALUE ADDED BY MANUFACTURE <sup>2</sup>	
	1939	1929	1939	1929	1939	1929	1939	1929
Total.....	1,494	1,855	31,614	38,450	\$464,353,506	\$722,403,310	\$118,952,470	\$189,034,696
TYPE OF OPERATION								
1939 <sup>3</sup>								
Corporate ownership or control:								
Central-administrative-office (plural-unit).....	321	( <sup>4</sup> )	20,112	( <sup>4</sup> )	349,148,744	( <sup>4</sup> )	78,553,491	( <sup>4</sup> )
Independent (single-unit).....	328	( <sup>4</sup> )	7,154	( <sup>4</sup> )	80,867,752	( <sup>4</sup> )	26,904,913	( <sup>4</sup> )
Noncorporate ownership:								
Central-administrative-office (plural-unit).....	33	( <sup>4</sup> )	4,432	( <sup>4</sup> )	4,045,277	( <sup>4</sup> )	1,350,075	( <sup>4</sup> )
Independent (single-unit).....	812	( <sup>4</sup> )	3,916	( <sup>4</sup> )	30,291,733	( <sup>4</sup> )	12,143,391	( <sup>4</sup> )
1939 AND 1929 <sup>3</sup>								
Central-administrative-office (plural-unit), corporate and noncorporate.....	354	282	20,544	20,925	353,194,021	502,249,205	79,904,166	107,222,021
Independent (single-unit), corporate and noncorporate.....	1,140	1,573	11,070	17,525	111,159,485	220,154,105	39,048,304	81,812,675
TYPE OF OWNERSHIP OR CONTROL								
Corporate.....	649	721	27,200	32,424	430,016,496	672,247,037	105,458,404	162,851,072
Noncorporate, total.....	845	1,134	4,348	6,026	34,337,010	50,156,273	13,494,066	26,183,624
Individual.....	577	( <sup>4</sup> )	2,548	( <sup>4</sup> )	16,486,055	( <sup>4</sup> )	7,244,027	( <sup>4</sup> )
Partnership.....	247	( <sup>4</sup> )	1,644	( <sup>4</sup> )	13,217,716	( <sup>4</sup> )	5,308,086	( <sup>4</sup> )
Cooperative.....	13	( <sup>4</sup> )	120	( <sup>4</sup> )	4,457,941	( <sup>4</sup> )	814,256	( <sup>4</sup> )
Other.....	8	( <sup>4</sup> )	36	( <sup>4</sup> )	175,298	( <sup>4</sup> )	127,697	( <sup>4</sup> )

<sup>1</sup> See headnotes to tables 3 and 4.<sup>2</sup> See GENERAL EXPLANATIONS—Value added by manufacture.<sup>3</sup> Because of changes in the questionnaire, no comparable figures for 1929 can be given for the first section of this table. For this reason, the items have been regrouped under "1939 and 1929" to present comparable figures so far as this can be done.<sup>4</sup> No data.

TABLE 8.—GENERAL STATISTICS FOR

[This table presents separate figures for each industry for which it is possible to publish such figures without disclosing exact or approximate data for individual establishments, given, however, reported larger numbers of wage earners or larger

Group No.	INDUSTRY	*Number of establishments	*Proprietors and firm members	*PERSONS EMPLOYED BY MANUFACTURING ESTABLISHMENTS <sup>1</sup>						
				Total <sup>2</sup>	Salaried officers of corporations <sup>3</sup>	Manufacturing		Distribution	Construction	Other
						Salaried employees <sup>4</sup>	Wage earners (average for year) <sup>5</sup>			
1	All industries, total.....	1,494	1,164	43,498	700	5,374	31,614	5,075	455	290
2	17 Agricultural machinery (except tractors).....	7	7	65	2	0	52	2		
3	19 Aircraft and parts, including aircraft engines.....	4		1,310	13	219	923	110	40	5
4	1 Bread and other bakery products (except biscuit, crackers, and pretzels).....	202	237	1,956	21	107	1,638	160	7	33
5	13 Brick and hollow structural tile.....	9		242	0	15	219	2		
6	20 Brooms.....	7	6	64	3	5	53	3		
7	1 Candy and other confectionery products.....	6	6	77	2	6	67	2		
8	4 Canvas products (except bags).....	5	4	65	5	8	43	9		
9	19 Cars and car equipment—railroad, street, and rapid-transit.....	8		265		29	236			
10	6 Caskets, coffins, burial cases, and other morticians' goods.....	7	7	88	2	4	68	14		
11	13 Cement.....	7	1	958	5	109	762	71	11	
12	1 Cheese.....	17	6	119	5	16	82	4	1	11
13	9 Chemicals not elsewhere classified.....	4		383	2	48	332		1	
14	9 Compressed and liquefied gases—not made in petroleum refineries or in natural-gasoline plants.....	6		42		8	28	6		
15	13 Concrete products.....	24	11	241	8	28	178	25	2	
16	1 Condensed and evaporated milk.....	12		217	4	20	159	18	3	4
17	6 Cooperage.....	6	5	78	2	2	74			
18	1 Creamery butter.....	84	62	1,405	16	234	889	266	8	2
19	9 Drugs and medicines (including drug grinding).....	16	5	170	13	20	105	26	5	1
20	14 Fabricated structural steel and ornamental metal work, made in plants not operated in connection with rolling mills.....	9	6	589	17	63	404	105		
21	1 Flour and other grain-mill products.....	80	40	3,289	109	400	2,418	311	25	26
22	1 Food preparations, not elsewhere classified.....	11	9	171	4	20	141	6		
23	8 General commercial (job) printing.....	76	82	679	22	109	497	51		
24	14 Gray-iron and semisteel castings.....	7	2	310	3	32	273	2		
25	9 Grease and tallow (except lubricating greases).....	3	1	108	5	10	87		1	
26	6 Household furniture, except upholstered.....	4		120		9	111			
27	1 Ice cream and ices.....	45	34	457	10	45	200	198	4	
28	1 Ice, manufactured.....	103	56	803	40	90	468	259	1	45
29	8 Lithographing and photo-lithographing (including preparation of stones or plates and dry transfers).....	5	6	123	4	9	86	24		
30	9 Lubricating oils and greases—not made in petroleum refineries.....	10	3	183	13	13	68	84	2	3
31	8 Machine and hand typesetting (including advertisement typesetting).....	3	3	7			7			
32	17 Machine-shop products, not elsewhere classified.....	12	6	114	6	10	90	5		3
33	17 Machine-shop repairs.....	26	22	142	1	7	129	5		
34	6 Mattresses and bedsprings.....	11	10	224	1	21	184	16		2
35	1 Meat packing, wholesale.....	41	36	9,853	31	844	7,384	1,512	32	50
36	13 Monuments, tombstones, cut-stone, and stone products not elsewhere classified.....	9	9	101	3	10	70	16		2
37	18 Motor vehicles, motor-vehicle bodies, parts and accessories.....	5	6	225	1	35	181	9		
38	8 Newspapers: publishing and printing.....	209	234	3,255	69	1,021	1,571	504		
39	1 Nonalcoholic beverages.....	76	69	583	36	56	238	247	2	4
40	17 Oil-field machinery and tools.....	9	1	701	14	37	503	118	24	5
41	7 Paperboard containers and boxes not elsewhere classified.....	6	4	608	3	68	487	38	10	2
42	6 Partitions, shelving, cabinet work, and office and store fixtures.....	6	11	62		7	55			
43	10 Paving blocks and paving mixtures: asphalt, creosoted wood, and composition.....	3	1	7	2		5			
44	8 Periodicals: publishing and printing.....	8	8	72	2	16	48	6		
45	8 Periodicals: publishing without printing.....	12	3	50	2	48				
46	10 Petroleum refining.....	21	2	3,877	21	558	3,000	70	200	22
47	5 Planing mills not operated in conjunction with sawmills.....	19	9	321	15	22	255	29		
48	1 Poultry dressing and packing, wholesale.....	33	4	916	9	87	706	36	1	17
49	14 Power boilers and associated products.....	7	4	167	3	19	122	13		
50	1 Prepared feeds (including mineral) for animals and fowls.....	37	29	550	17	75	366	83	4	5
51	9 Salt.....	5		603	3	52	512	22	10	4
52	1 Sausages, prepared meats, and other meat products—not made in meat-packing establishments.....	3	3	38	1	2	23	12		
53	15 Sheet-metal work not specifically classified.....	9	8	148	6	14	94	33	1	
54	20 Signs, advertising displays, and advertising novelties.....	11	11	125	6	15	87	11	6	
55	9 Soap and glycerin.....	3		1,211	1	227	837	123	23	
56	14 Stoves, ranges, water heaters, and hot-air furnaces (except electric).....	3		571	4	61	484	22		
57	20 Surgical supplies and equipment not elsewhere classified; orthopedic appliances.....	3	4	12		5	7			
58	4 Textile bags—not made in textile mills.....	3		173	1	18	142	12		
59	6 Wooden boxes except cigar boxes.....	5	4	67		7	55	5		
60	4 Work clothing (except work shirts), sport garments (except leather), and other men's and boys' apparel, not elsewhere classified.....	3		146	5	7	113	18		3

See footnotes at end of table.

## THE STATE, BY INDUSTRIES: 1939

and gives statistics for the remaining industries both in combination ("Other industries") and by industry groups. Certain of the industries for which combined figures are values of products than some of those shown separately]

SALARIES AND WAGES							COST OF MATERIALS, SUPPLIES, FUEL, PURCHASED ELECTRIC ENERGY, AND CONTRACT WORK					Value of products	Value added by manufacture
Total <sup>1</sup>	Salaries of officers of corporations <sup>2</sup>	Manufacturing		Distribution	Construction	Other	Total	Materials and supplies	Fuel	Purchased electric energy	Contract work		
Dollars 57,740,840	Dollars 2,998,037	Dollars 8,986,552	Dollars 36,938,032	Dollars 7,870,254	Dollars 628,561	Dollars 310,404	Dollars 345,401,036	Dollars 335,593,209	Dollars 5,667,459	Dollars 3,126,280	Dollars 1,014,088	Dollars 464,353,506	Dollars 118,952,470
71,952	18,375	13,302	56,778	3,437			132,733	128,805	1,923	2,005		282,652	140,919
1,607,504	60,378	288,884	1,099,399	171,415	44,427	3,001	960,168	927,448	10,933	21,787		3,417,718	2,457,550
2,066,198	82,390	169,900	1,668,570	103,085	15,389	26,258	4,113,177	3,906,009	102,625	104,543		8,251,617	4,138,440
189,139	9,155	20,210	156,850	2,924			125,040	30,203	79,038	15,799		454,166	329,126
39,302	2,850	3,370	29,960	3,113			97,427	95,131	583	1,713		168,348	70,921
51,273	4,800	7,590	36,106	2,777			154,987	149,163	2,511	3,313		239,388	84,401
73,054	27,737	8,849	25,454	11,014			99,902	97,972	716	1,214		216,866	116,904
383,943		57,918	320,025				352,646	331,152	7,021	13,873		784,289	431,643
115,462	3,244	14,250	77,667	20,382			346,059	342,238	1,241	2,580		598,013	251,954
1,309,118	33,608	254,208	908,507	153,528	16,342	2,805	1,591,068	818,937	680,606	91,525		6,137,101	4,546,033
110,000	10,577	16,098	70,072	2,550	1,074	9,229	1,059,225	1,029,075	17,102	13,048		1,284,712	225,487
( <sup>3</sup> )	( <sup>3</sup> )	( <sup>3</sup> )	( <sup>3</sup> )	( <sup>3</sup> )	( <sup>3</sup> )		( <sup>3</sup> )	( <sup>3</sup> )	( <sup>3</sup> )	( <sup>3</sup> )		( <sup>3</sup> )	( <sup>3</sup> )
285,888	27,698	39,943	183,968	32,615	1,664		726,618	713,448	6,206	6,874		1,269,432	542,814
212,903	16,500	47,179	152,334	21,794	2,184	2,912	2,275,526	2,195,029	62,484	18,013		3,028,566	753,040
78,251	3,210	2,797	72,244	265,083	13,551	2,185	263,182	258,907	2,796	1,479		386,299	123,117
1,378,860	53,986	303,570	740,485	48,606	3,762	2,000	17,896,749	17,663,378	115,895	117,476		21,062,944	3,166,105
254,331	56,170	36,717	107,070				484,015	472,272	5,744	5,999		1,188,165	704,150
840,915	77,817	104,125	490,033	168,040			2,327,324	2,268,939	8,012	25,599	24,774	3,517,640	1,190,316
4,602,641	603,775	737,348	2,733,030	504,557	26,725	27,197	55,643,671	54,718,852	157,290	733,035	34,394	69,858,640	14,215,009
159,019	20,000	28,635	103,013	7,371			1,518,337	1,484,320	12,777	9,937	11,303	1,983,166	464,829
612,715	102,639	153,036	568,087	88,953			1,313,988	1,241,753	8,034	25,184	39,017	3,079,606	1,765,618
337,902	11,880	45,717	274,125	6,180			306,256	237,600	48,724	19,932		924,194	617,938
( <sup>4</sup> )	( <sup>4</sup> )	( <sup>4</sup> )	( <sup>4</sup> )	( <sup>4</sup> )	( <sup>4</sup> )		( <sup>4</sup> )	( <sup>4</sup> )	( <sup>4</sup> )	( <sup>4</sup> )		( <sup>4</sup> )	( <sup>4</sup> )
( <sup>4</sup> )	( <sup>4</sup> )	( <sup>4</sup> )	( <sup>4</sup> )	( <sup>4</sup> )	( <sup>4</sup> )		( <sup>4</sup> )	( <sup>4</sup> )	( <sup>4</sup> )	( <sup>4</sup> )		( <sup>4</sup> )	( <sup>4</sup> )
546,902	36,683	65,006	194,338	245,959	4,916		1,415,664	1,332,457	21,842	61,365		2,663,619	1,247,955
891,734	70,059	137,103	467,926	192,719	1,500	22,427	482,630	126,095	138,603	215,822	1,950	2,382,827	1,000,207
171,134	18,616	14,374	107,143	31,001			131,333	113,083	581	4,084	13,585	430,061	298,728
296,234	76,520	19,612	70,943	124,230	2,575	2,754	901,516	889,790	5,532	6,194		1,531,304	629,788
8,220		8,220	8,220				4,736	1,898	377	426	35	24,396	21,600
101,954	9,500	12,672	71,303	7,749		830	82,030	75,584	2,561	4,785		273,354	190,424
204,457	1,545	13,926	177,629	11,457			103,016	91,584	3,025	7,794	613	510,839	407,823
239,084	1,800	35,030	180,974	19,688		1,694	545,670	535,157	3,513	7,000		1,074,815	529,145
14,015,091	170,642	1,596,502	9,546,424	2,544,018	52,613	104,292	124,155,163	123,181,681	593,796	378,362	1,324	143,885,891	19,730,728
128,167	10,708	10,705	88,746	16,208		1,800	132,837	121,934	1,613	9,290		368,908	236,071
( <sup>5</sup> )	( <sup>5</sup> )	( <sup>5</sup> )	( <sup>5</sup> )	( <sup>5</sup> )	( <sup>5</sup> )		( <sup>5</sup> )	( <sup>5</sup> )	( <sup>5</sup> )	( <sup>5</sup> )		( <sup>5</sup> )	( <sup>5</sup> )
4,606,518	306,677	1,370,170	1,983,326	916,345			2,807,977	2,509,910	42,091	93,417	162,559	11,984,618	9,176,641
676,241	117,824	69,043	184,258	209,075	346	4,795	1,541,724	1,492,851	18,703	30,170		3,540,274	1,998,550
966,710	74,338	75,413	606,619	191,959	17,030	1,364	1,460,075	1,417,647	11,110	31,318		3,546,634	2,086,559
728,400	27,750	90,119	504,376	83,858	10,646	2,811	2,327,834	2,300,835	12,949	11,756	2,294	3,706,692	1,378,868
66,159		9,445	56,714				129,860	127,367	640	1,663	190	247,738	117,878
10,305	4,562		5,743				23,850	21,580	1,324	946		42,770	18,926
71,657	5,000	14,414	45,946	6,297			59,650	53,257	1,048	3,125	2,220	223,790	164,140
50,737	5,800	45,137					94,919	15,953		70	78,896	218,285	123,360
6,608,479	165,525	1,188,691	4,831,694	133,399	282,246	6,924	74,282,231	71,251,869	2,290,738	447,431	292,193	89,437,983	15,155,752
354,615	29,920	38,349	246,083	40,263			639,848	614,625	4,024	18,790	2,409	1,179,326	539,478
622,355	24,030	134,201	398,676	40,021	1,503	14,924	5,030,943	5,587,459	11,430	32,054		6,711,263	1,080,320
245,042	27,200	36,993	166,047	14,802			481,302	376,515	1,632	8,555	74,600	816,943	355,641
613,890	83,136	109,868	294,740	116,888	5,530	3,719	3,645,141	3,517,489	52,250	75,402		5,108,183	1,403,042
722,500	21,613	96,443	532,186	43,595	23,354	5,378	1,154,423	941,084	175,241	38,098		3,067,139	1,012,716
( <sup>6</sup> )	( <sup>6</sup> )	( <sup>6</sup> )	( <sup>6</sup> )	( <sup>6</sup> )	( <sup>6</sup> )		( <sup>6</sup> )	( <sup>6</sup> )	( <sup>6</sup> )	( <sup>6</sup> )		( <sup>6</sup> )	( <sup>6</sup> )
204,353	20,998	22,053	103,293	57,489	520		472,537	463,613	2,909	5,515	500	873,443	400,906
140,127	19,226	18,162	81,709	18,725	2,305		126,295	108,834	2,669	10,680	4,106	455,906	329,611
( <sup>7</sup> )	( <sup>7</sup> )	( <sup>7</sup> )	( <sup>7</sup> )	( <sup>7</sup> )	( <sup>7</sup> )		( <sup>7</sup> )	( <sup>7</sup> )	( <sup>7</sup> )	( <sup>7</sup> )		( <sup>7</sup> )	( <sup>7</sup> )
( <sup>7</sup> )	( <sup>7</sup> )	( <sup>7</sup> )	( <sup>7</sup> )	( <sup>7</sup> )	( <sup>7</sup> )		( <sup>7</sup> )	( <sup>7</sup> )	( <sup>7</sup> )	( <sup>7</sup> )		( <sup>7</sup> )	( <sup>7</sup> )
12,367		5,412	6,955				3,576	3,173	260	137		28,042	24,466
198,069	12,000	34,125	120,046	31,898			1,312,443	1,306,988	1,933	3,522		1,628,029	315,586
62,069		3,849	44,568	3,652			79,699	75,260	1,710	2,629		139,669	60,070
( <sup>8</sup> )	( <sup>8</sup> )	( <sup>8</sup> )	( <sup>8</sup> )	( <sup>8</sup> )	( <sup>8</sup> )		( <sup>8</sup> )	( <sup>8</sup> )	( <sup>8</sup> )	( <sup>8</sup> )		( <sup>8</sup> )	( <sup>8</sup> )



## CENSUS OF MANUFACTURES: 1939

TABLE 8.—GENERAL STATISTICS FOR

Group No.	INDUSTRY	*Number of establishments	*Proprietors and firm members	*PERSONS EMPLOYED BY MANUFACTURING ESTABLISHMENTS <sup>1</sup>						
				Total <sup>2</sup>	Salaried officers of corporations <sup>2</sup>	Manufacturing		Distribution	Construction	Other
						Salaried employees <sup>2</sup>	Wage earners (average for year) <sup>3</sup>			
1	Other industries <sup>4</sup> .....	137	77	6,759	120	736	5,347	472	50	34
	OTHER INDUSTRIES, BY INDUSTRY GROUPS <sup>4</sup>									
2	1 Food and kindred products.....	17	17	363	6	20	277	51	9	
3	4 Apparel and other finished products made from fabrics and similar materials.....	11	3	520	18	28	411	55	3	5
4	6 Furniture and finished lumber products.....	13	9	385	2	25	348	10		
5	7 Paper and allied products.....	3		340	1	44	282	8	5	
6	8 Printing, publishing, and allied industries.....	8	9	256	9	29	134	84		
7	9 Chemicals and allied products.....	23	3	1,802	12	311	1,411	133	25	
8	13 Stone, clay, and glass products.....	9	6	457	9	45	396	7		
9	14 Iron and steel and their products, except machinery.....	13	5	904	13	84	823	44		
10	16 Electrical machinery.....	3		41	6	5	25	5		
11	17 Machinery (except electrical).....	10	9	738	28	80	572	50		8
12	20 Miscellaneous industries.....	6	3	101	5	6	84	6		
	(15) Nonferrous metals and their products.....	6	5	339		12	294	4	8	21
13	18 Automobiles and automobile equipment.....	5	0	226	1	35	181	9		
	5 Lumber and timber basic products.....	2								
	12 Leather and leather products.....	2	2	137	10	12	109	6		

\*As the figures for number of establishments and for personnel for those industries for which monetary items are withheld are given for the individual industries and are also included in the "Other industries" figures, the sums of the figures are larger than the totals shown for "All industries."

<sup>1</sup> See headnote to table 3 and GENERAL EXPLANATIONS—Persons engaged—general classification.

<sup>2</sup> Figures do not include data for personnel of central-administrative offices.

<sup>3</sup> Each of the averages in this column is correct to the nearest unit, despite the fact that the averages for the several industries do not add exactly to the 1939 average for all industries. See GENERAL EXPLANATIONS—Wage earners and wages.

## THE STATE, BY INDUSTRIES: 1939—Continued

SALARIES AND WAGES							COST OF MATERIALS, SUPPLIES, FUEL, PURCHASED ELECTRIC ENERGY, AND CONTRACT WORK						Value of products	Value added by manu- facture <sup>4</sup>
Total <sup>2</sup>	Salaries of officers of corporations <sup>2</sup>	Manufacturing		Distribu- tion	Construc- tion	Other	Total	Materials and sup- plies	Fuel	Pur- chased electric energy	Contract work			
		Salaries <sup>2</sup>	Wages											
Dollars 8,866,775	Dollars 429,710	Dollars 1,357,220	Dollars 5,952,091	Dollars 968,140	Dollars 98,459	Dollars 61,155	Dollars 29,405,416	Dollars 27,527,006	Dollars 930,338	Dollars 350,946	Dollars 267,126	Dollars 50,117,237	Dollars 20,711,821	1
412,422	21,689	40,507	276,138	63,170	9,703	1,215	1,508,789	1,429,198	66,607	12,984	-----	2,302,192	793,403	2
375,400	46,751	31,053	230,508	58,995	3,192	4,841	651,672	643,349	2,896	5,427	-----	1,130,591	478,919	3
394,843	5,400	46,506	335,682	7,255	-----	-----	990,569	973,009	7,728	9,307	525	1,544,470	553,901	4
404,698	9,250	63,028	293,742	26,331	11,447	-----	1,135,185	1,604,372	76,622	54,191	-----	2,108,349	973,164	5
406,347	53,405	47,265	166,468	139,200	-----	-----	444,385	210,831	1,020	5,136	227,398	1,042,864	598,479	6
3,074,566	52,006	589,060	1,892,298	475,585	65,047	-----	16,416,200	15,774,010	531,234	110,947	-----	26,808,984	10,392,784	7
510,674	7,085	88,278	405,745	9,566	-----	-----	273,467	139,202	104,804	29,181	220	1,478,719	1,205,252	8
1,154,496	41,168	201,788	851,078	60,462	-----	-----	1,694,325	1,594,566	33,917	65,746	96	3,312,180	1,617,855	9
37,316	9,540	4,929	21,347	1,500	-----	-----	62,630	50,336	251	3,043	-----	137,033	75,303	10
1,024,037	123,834	136,314	663,898	87,991	-----	12,000	1,478,878	1,396,693	18,619	24,819	38,747	3,264,824	1,785,946	11
105,182	10,595	13,772	66,400	14,415	-----	-----	74,918	70,919	1,374	2,485	140	278,131	203,213	12
966,794	48,987	93,220	748,757	23,661	9,070	43,099	4,674,398	4,531,512	85,206	57,680	-----	6,708,000	2,033,602	13

<sup>1</sup> Value of products less cost of materials, supplies, fuel, purchased electric energy, and contract work. See GENERAL EXPLANATIONS—Value added by manufacture.  
<sup>2</sup> Figures omitted have been withheld to avoid disclosing exact or approximate data for individual establishments; they are included in the "Other industries" figures.  
<sup>3</sup> For numbers of establishments and of wage earners in individual industries, see table 12.

## CENSUS OF MANUFACTURES: 1939

TABLE 9.—GENERAL STATISTICS FOR THE KANSAS

[This table presents, for the Kansas City Industrial Area, separate figures for each industry for which it is possible to publish such figures without disclosing exact or approximate figures for which combined figures are given, however, reported larger numbers]

Group No.	INDUSTRY	*Number of establishments	*Pro-prietors and firm members	*PERSONS EMPLOYED BY MANUFACTURING ESTABLISHMENTS <sup>1</sup>						
				Total	Salaried officers of corporations <sup>2</sup>	Manufacturing		Distri-bution	Con-struc-tion	Other
						Salaried employ-ees <sup>2</sup>	Wage earners (average for year) <sup>3</sup>			
1	All industries, total.....	1,047	586	51,067	959	5,102	38,378	6,199	171	258
2	1 Biscuit, crackers, and pretzels.....	6	3	603	5	25	513	88	14	18
3	3 Bookbinding and related industries.....	7	4	73	7	3	61	2		
4	4 Books: printing without publishing.....	8	5	109	8	15	76	10		
5	5 Books: publishing without printing.....	3		74	6	25		43		
6	6 Bread and other bakery products (except biscuit, crackers, and pretzels).....	56	36	2,175	25	105	1,861	147	11	36
7	20 Brooms.....	5	4	38	1	1	35	1		
8	1 Candy and other confectionery products.....	8	3	555	6	26	407	104	12	
9	4 Canvas products (except bags).....	7	3	117	5	7	61	42	1	1
10	19 Cars and car equipment—railroad, street, and rapid-transit.....	5		218		21	105			2
11	6 Caskets, coffins, burial cases, and other morticians' goods.....	12	10	216	12	9	151	44		
12	1 Cheese.....	3	1	48	1	7	28	1		11
13	9 Chemicals not elsewhere classified.....	4	1	36	1	5	30			
14	4 Cleaning and polishing preparations, blackings, and dressings.....	8	3	100	4	10	51	34		1
15	4 Coats, suits, and skirts (except fur coats)—made in inside factories or by jobbers engaging contractors.....	8	2	734	18	54	548	111		3
16	9 Compressed and liquefied gases—not made in petroleum refineries or in natural-gasoline plants.....	8		101		14	67	20		
17	13 Concrete products.....	13	2	241	13	21	180	27		
18	7 Converted paper products not elsewhere classified.....	3	2	97	4	5	78	10		
19	6 Cooperage.....	4	3	91	2	5	84			
20	1 Creamery butter.....	9	3	267	13	39	140	69	5	1
21	7 Die-cut paper and paperboard, and converted cardboard.....	3	1	191	3	41	132	13	2	
22	9 Drugs and medicines (including drug grinding).....	25	11	528	27	47	326	115	5	8
23	15 Electroplating, plating, and polishing.....	7	7	63	6	6	46	5		
24	8 Electrotyping and stereotyping, not done in printing establishments.....	3	2	48	2	6	30	10		
25	14 Enameled-iron sanitary ware and other plumbers' supplies (not including pipe and vitreous and semivitreous china sanitary ware).....	3		71	9	7	51	4		
26	8 Engraving (steel, copperplate, and wood); plate printing.....	3	2	58	5	4	45	4		
27	7 Envelopes.....	4		202	8	13	148	33		
28	14 Fabricated structural steel and ornamental metal work, made in plants not operated in connection with rolling mills.....	7	2	353	16	39	235	63		
29	1 Flavoring extracts and flavoring sirups, not elsewhere classified.....	8	5	49	6	12	21	9		1
30	1 Flour and other grain-mill products.....	10	1	1,099	10	133	902	33	4	17
31	1 Food preparations, not elsewhere classified.....	15	12	290	11	13	227	37	2	
32	17 Food-products machinery.....	4		92	6	8	32	42		4
33	20 Games and toys (except dolls and children's vehicles).....	3	3	38		7	26	5		
34	8 General commercial (job) printing.....	97	86	960	64	120	713	63		
35	16 Generating, distribution, and industrial apparatus, and apparatus for incorporation in manufactured products, not elsewhere classified.....	6	3	96	4	8	56	28		
36	14 Gray-iron and semisteel castings.....	7	1	285	5	24	251	5		
37	20 Hand stamps, stencils, and brands.....	4	2	27		1	24	2		
38	4 House dresses, uniforms, and aprons—made in inside factories or by jobbers engaging contractors.....	3	2	276	3	10	241	22		
39	4 House furnishings (except curtains, draperies, and bedspreads).....	5		166	9	5	128	24		
40	1 Ice cream and ices.....	17	8	428	13	37	107	182	3	26
41	1 Ice, manufactured.....	22	4	391	20	47	274	49	1	
42	9 Insecticides, fungicides, and related industrial and household chemical compounds.....	12	6	100	12	16	24	47		1
43	15 Jewelry (precious metals).....	4	2	69	2	7	60			
44	15 Lighting fixtures.....	5		233	14	11	173	28		7
45	8 Lithographing and photo-lithographing (including preparation of stones or plates and dry transfers).....	9	6	180	17	17	122	23	1	
46	9 Lubricating oils and greases—not made in petroleum refineries.....	8	2	254	13	30	132	71	2	6
47	8 Machine and hand typesetting (including advertisement typesetting).....	10	11	81	6	10	64	1		
48	17 Machine-shop products, not elsewhere classified.....	11	8	114	7	11	84	12		
49	17 Machine-shop repairs.....	13	9	68	5	4	56	3		
50	6 Mattresses and bedsprings.....	12	6	412	5	38	336	33		
51	1 Meat packing, wholesale.....	13	5	7,053	8	656	5,264	1,049	29	47
52	4 Men's and boys' hats and caps (except felt and straw).....	6	8	100	1	6	89	4		
53	4 Men's and boys' suits, coats, and overcoats (except work clothing)—made in inside factories or by jobbers engaging contractors.....	3		344	9	29	249	57		
54	4 Men's neckwear—made in inside factories or by jobbers engaging contractors.....	4	2	264	9	6	215	34		
55	4 Millinery.....	3	4	59	1	3	55			
56	13 Mirrors and other glass products made of purchased glass.....	3	4	31		6	21	4		
57	20 Models and patterns (except paper patterns).....	3	5	17			17			
58	13 Monuments, tombstones, cut-stone, and stone products not elsewhere classified.....	5	3	107	4	9	79	15		
59	8 Newspapers: publishing and printing.....	16	8	1,830	17	404	934	475		
60	8 Newspapers: publishing without printing.....	4	5	6		6				
61	1 Nonalcoholic beverages.....	16	7	393	18	45	124	201		5
62	15 Nonferrous-metal foundries (except aluminum).....	4	2	62	2	6	51	2		1
63	15 Nonferrous-metal products not elsewhere classified.....	5	3	144	5	27	107	5		
64	9 Paints, varnishes, and lacquers.....	15	8	687	20	50	401	108	1	17
65	7 Paperboard containers and boxes not elsewhere classified.....	10	4	823	6	79	684	44	8	2
66	6 Partitions, shelving, cabinet work, and office and store fixtures.....	11	15	139	4	7	120	8		

See footnotes at end of table.

## CITY INDUSTRIAL AREA, BY INDUSTRIES: 1939

mate data for individual establishments, and gives statistics for the remaining industries both in combination ("Other industries") and by industry groups. Certain of the of wage earners or larger values of products than some of those shown separately]

SALARIES AND WAGES							COST OF MATERIALS, SUPPLIES, FUEL, PURCHASED ELECTRIC ENERGY, AND CONTRACT WORK					Value of products	Value added by manufacture	
Total <sup>1</sup>	Salaries of officers of corporations <sup>2</sup>	Manufacturing		Distribution	Construction	Other	Total	Materials and supplies	Fuel	Purchased electric energy	Contract work			
Dollars 73,723,764	Dollars 5,210,043	Dollars 9,545,651	Dollars 47,811,019	Dollars 10,513,759	Dollars 291,361	Dollars 351,831	Dollars 335,305,534	Dollars 327,592,263	Dollars 3,568,778	Dollars 2,792,367	Dollars 1,352,126	Dollars 483,770,507	Dollars 148,465,063	
(9)	(9)	(9)	(9)	(9)	(9)	(9)	(9)	(9)	(9)	(9)	(9)	(9)	(9)	1
99,561	18,132	2,184	77,009	2,236	(9)	(9)	54,890	48,277	915	2,794	4,831	220,415	165,595	2
191,624	29,650	19,895	114,217	27,762	(9)	(9)	190,539	153,921	1,158	5,396	30,064	494,129	303,590	3
129,770	24,750	26,195	78,825	146,097	(9)	(9)	146,097	4,105	(9)	(9)	142,592	378,980	232,293	4
3,219,199	84,215	213,009	2,674,252	187,898	23,398	35,627	4,299,540	4,119,441	93,511	86,588	(9)	10,113,650	5,814,119	5
32,134	2,763	1,332	27,107	932	(9)	(9)	57,310	56,284	169	857	(9)	108,967	51,657	6
(9)	(9)	(9)	(9)	(9)	(9)	(9)	(9)	(9)	(9)	(9)	(9)	(9)	(9)	7
(9)	(9)	(9)	(9)	(9)	(9)	(9)	(9)	(9)	(9)	(9)	(9)	(9)	(9)	8
314,797	43,711	269,130	69,234	1,056	(9)	(9)	269,477	249,690	6,461	13,336	(9)	644,344	374,867	9
283,239	41,851	14,243	157,911	69,234	(9)	(9)	665,765	654,341	6,173	5,251	(9)	1,187,621	521,856	10
(9)	(9)	(9)	(9)	(9)	(9)	(9)	(9)	(9)	(9)	(9)	(9)	(9)	(9)	11
(9)	(9)	(9)	(9)	(9)	(9)	(9)	(9)	(9)	(9)	(9)	(9)	(9)	(9)	12
(9)	(9)	(9)	(9)	(9)	(9)	(9)	(9)	(9)	(9)	(9)	(9)	(9)	(9)	13
993,196	121,691	96,894	566,153	205,395	(9)	(9)	1,914,627	1,897,279	3,323	9,357	4,668	3,555,787	1,641,160	14
171,196	31,600	93,623	45,973	(9)	(9)	(9)	271,833	233,372	8,759	29,702	(9)	986,112	714,270	15
359,090	76,800	34,550	199,694	48,046	(9)	(9)	1,041,976	1,019,421	8,737	13,818	(9)	1,742,893	790,827	16
142,628	25,141	13,950	98,207	9,970	(9)	(9)	315,610	256,871	28,448	27,790	2,501	579,379	265,769	17
89,355	3,210	7,912	78,233	(9)	(9)	(9)	301,699	296,695	3,291	1,713	(9)	462,900	161,201	18
365,983	49,672	57,303	169,515	79,760	8,433	1,300	5,359,050	5,321,698	18,709	18,452	(9)	6,125,929	766,840	19
(9)	(9)	(9)	(9)	(9)	(9)	(9)	(9)	(9)	(9)	(9)	(9)	(9)	(9)	20
779,481	162,081	114,554	343,494	137,982	4,135	17,235	1,365,156	1,328,670	13,297	15,871	7,318	3,389,401	2,024,335	21
70,579	15,054	9,106	40,965	5,454	(9)	(9)	49,360	37,623	4,005	7,110	622	174,625	125,265	22
103,426	20,510	11,657	54,624	16,634	(9)	(9)	32,537	24,370	1,903	3,422	2,842	176,113	143,676	23
(9)	(9)	(9)	(9)	(9)	(9)	(9)	(9)	(9)	(9)	(9)	(9)	(9)	(9)	24
(9)	(9)	(9)	(9)	(9)	(9)	(9)	(9)	(9)	(9)	(9)	(9)	(9)	(9)	25
322,094	64,368	26,901	153,956	76,779	(9)	(9)	447,137	411,223	1,193	8,380	26,341	1,002,070	554,633	26
564,028	87,176	69,327	302,416	105,109	(9)	(9)	1,294,797	1,275,926	5,693	13,178	(9)	2,125,353	830,556	27
70,782	24,496	13,162	16,874	15,627	(9)	(9)	124,084	121,325	1,220	1,539	(9)	256,153	132,069	28
1,841,002	56,780	282,143	1,341,715	109,531	6,047	14,846	28,651,414	28,227,232	21,157	401,551	1,474	34,513,415	5,862,001	29
278,506	56,031	23,300	144,258	51,819	3,068	(9)	2,045,304	2,028,030	7,625	9,649	(9)	2,623,766	578,452	30
(9)	(9)	(9)	(9)	(9)	(9)	(9)	(9)	(9)	(9)	(9)	(9)	(9)	(9)	31
(9)	(9)	(9)	(9)	(9)	(9)	(9)	(9)	(9)	(9)	(9)	(9)	(9)	(9)	32
1,516,179	240,905	187,160	953,188	134,926	(9)	(9)	1,517,249	1,329,518	9,936	37,017	140,773	4,024,493	2,507,244	33
(9)	(9)	(9)	(9)	(9)	(9)	(9)	(9)	(9)	(9)	(9)	(9)	(9)	(9)	34
345,358	12,382	45,571	277,562	9,843	(9)	(9)	335,348	255,868	59,386	20,094	(9)	1,071,086	735,738	35
34,398	1,144	31,161	2,093	(9)	(9)	(9)	36,344	32,815	250	1,279	2,000	97,248	60,904	36
(9)	(9)	(9)	(9)	(9)	(9)	(9)	(9)	(9)	(9)	(9)	(9)	(9)	(9)	37
(9)	(9)	(9)	(9)	(9)	(9)	(9)	(9)	(9)	(9)	(9)	(9)	(9)	(9)	38
637,888	73,250	70,427	185,516	204,819	6,825	37,051	1,453,584	1,372,422	24,805	56,357	(9)	2,847,771	1,394,187	39
512,748	73,585	90,355	316,607	30,641	1,500	(9)	286,460	63,936	15,305	207,219	(9)	1,408,471	1,122,011	40
210,121	56,606	24,878	24,977	103,359	(9)	306	302,055	298,051	2,189	1,815	(9)	702,071	400,016	41
(9)	(9)	(9)	(9)	(9)	(9)	(9)	(9)	(9)	(9)	(9)	(9)	(9)	(9)	42
368,760	61,108	26,597	230,575	42,408	(9)	8,062	393,791	380,915	2,431	6,230	4,215	931,010	537,219	43
362,032	80,012	27,482	204,377	41,123	38	(9)	333,840	238,345	1,480	7,987	86,028	849,993	516,153	44
447,594	102,380	53,259	161,273	120,442	2,575	7,665	1,297,192	1,274,075	9,329	13,788	(9)	2,328,829	1,031,637	45
138,716	19,331	11,570	106,005	1,210	(9)	(9)	35,299	29,783	1,335	3,010	1,171	266,542	231,243	46
207,561	71,018	14,588	90,710	30,939	(9)	(9)	929,381	924,256	1,215	3,602	383	1,254,068	324,707	47
111,164	13,425	3,144	92,001	2,594	(9)	(9)	55,821	49,328	1,469	3,144	1,880	219,586	163,765	48
411,544	17,100	61,068	274,320	58,756	(9)	(9)	1,040,636	1,030,357	3,730	12,749	(9)	1,916,935	870,099	49
10,253,327	45,690	1,264,734	6,938,928	1,855,280	46,445	102,250	90,774,154	90,038,193	479,624	266,337	(9)	110,346,787	13,572,633	50
(9)	(9)	(9)	(9)	(9)	(9)	(9)	(9)	(9)	(9)	(9)	(9)	(9)	(9)	51
399,721	62,320	43,325	214,573	79,503	(9)	(9)	533,664	525,486	2,130	5,948	(9)	1,040,468	506,904	52
(9)	(9)	(9)	(9)	(9)	(9)	(9)	(9)	(9)	(9)	(9)	(9)	(9)	(9)	53
(9)	(9)	(9)	(9)	(9)	(9)	(9)	(9)	(9)	(9)	(9)	(9)	(9)	(9)	54
(9)	(9)	(9)	(9)	(9)	(9)	(9)	(9)	(9)	(9)	(9)	(9)	(9)	(9)	55
(9)	(9)	(9)	(9)	(9)	(9)	(9)	(9)	(9)	(9)	(9)	(9)	(9)	(9)	56
(9)	(9)	(9)	(9)	(9)	(9)	(9)	(9)	(9)	(9)	(9)	(9)	(9)	(9)	57
153,202	14,430	10,600	112,309	15,863	(9)	(9)	147,036	134,227	1,340	11,334	129	357,575	240,539	58
(9)	(9)	(9)	(9)	(9)	(9)	(9)	(9)	(9)	(9)	(9)	(9)	(9)	(9)	59
6,318	6,318	6,318	(9)	(9)	(9)	(9)	28,363	7	13	8	28,335	53,584	25,221	60
618,126	80,099	76,032	136,494	338,769	626	6,106	1,056,691	1,028,661	11,363	18,233	234	2,490,018	1,433,327	61
(9)	(9)	(9)	(9)	(9)	(9)	(9)	(9)	(9)	(9)	(9)	(9)	(9)	(9)	62
(9)	(9)	(9)	(9)	(9)	(9)	(9)	(9)	(9)	(9)	(9)	(9)	(9)	(9)	63
1,114,298	126,508	90,928	539,981	320,600	1,737	25,544	4,710,626	4,662,550	14,859	33,217	(9)	6,419,992	1,709,366	64
1,064,229	41,979	143,145	757,611	112,712	5,971	2,811	2,522,096	2,480,576	17,884	16,242	2,294	4,171,500	1,648,604	65
(9)	(9)	(9)	(9)	(9)	(9)	(9)	(9)	(9)	(9)	(9)	(9)	(9)	(9)	66

TABLE 9.—GENERAL STATISTICS FOR THE KANSAS

Group No.	INDUSTRY	*Number of establishments	*Proprietors and firm members	*PERSONS EMPLOYED BY MANUFACTURING ESTABLISHMENTS 1						
				Total 2	Salaried officers of corporations 2	Manufacturing		Distribution	Construction	Other
						Salaried employees 2	Wage earners (average for year) 2			
1 10	Paving blocks and paving mixtures: asphalt, creosoted wood, and composition	5		32	1	4	24	2	2	
2 9	Perfumes, cosmetics, and other toilet preparations	11	3	261	16	24	80	136		5
3 8	Periodicals: publishing and printing	15	11	550	20	185	292	53		
4 8	Periodicals: publishing without printing	17	2	90	18	68		14		
5 10	Petroleum refining	3		1,502		215	1,257		8	22
6 8	Photoengraving, not done in printing establishments (including preparation of plates)	7	2	118	22	13	60	14		
7 5	Planing mills not operated in conjunction with sawmills	12	10	315	12	9	228	65		1
8 1	Poultry dressing and packing, wholesale	15	16	73	1	4	48	20		
9 14	Power boilers and associated products	7	5	1,305	15	185	949	156		
10 1	Prepared feeds (including mineral) for animals and fowls	20	9	597	30	80	323	158	2	4
11 9	Printing ink	4	2	45	3	3	26	12		1
12 17	Printing-trades machinery and equipment	3	1	15	1	1	10	3		
13 17	Refrigerators, domestic (mechanical and absorption), refrigeration machinery and equipment, and complete air-conditioning units	3	1	224	6	28	159	29		2
14 10	Roofing, built-up and roll; asphalt shingles; roof coating (except paint)	4		174	3	20	131	16	4	
15 11	Rubber products not elsewhere classified	4	3	206	4	13	173	14	2	
16 1	Sausages, prepared meats, and other meat products—not made in meat-packing establishments	12	7	287	9	16	171	90	1	
17 5	Sawmills, veneer mills, and cooperage-stock mills, including those combined with logging camps and with planing mills	3		198	8	14	152	24		
18 15	Sheet-metal work not specifically classified	12	4	175	13	14	120	26		2
19 20	Signs, advertising displays, and advertising novelties	13	11	107	6	3	88	10		
20 9	Soap and glycerin	4		1,215	2	228	839	123	23	
21 20	Sporting and athletic goods not elsewhere classified	3	5	51		3	48			
22 14	Springs, steel (except wire)—made in plants not operated in connection with rolling mills	4	2	21	5	2	14			
23 14	Stamped and pressed metal products (except automobile stampings)	4	2	95	5	12	78			
24 14	Stoves, ranges, water heaters, and hot-air furnaces (except electric)	5	1	319	8	24	254	33		
25 12	Suitcases, brief cases, bags, trunks, and other luggage	4	2	303	5	16	254	28		
26 20	Surgical supplies and equipment not elsewhere classified; orthopedic appliances	9	6	82	4	15	43	20		
27 4	Textile bags—not made in textile mills	7	2	551	3	66	463	19		
28 14	Tin cans and other tinware not elsewhere classified	3		446	2	70	362	9	3	
29 4	Trousers (semidress), wash suits, and washable service apparel	3	4	87	2	4	76	5		
30 6	Upholstered household furniture	8	10	223	3	21	184	16		
31 17	Vending, amusement, and other coin-operated machines	4	1	104	1	3	96	4		
32 13	Wallboard and wall plaster (except gypsum), building insulation (except mineral wool), and floor composition	3		19	4	2	8	5		
33 6	Window shades	4	3	33	3	5	16	9		
34 14	Wirework not elsewhere classified	6	9	70	2	2	62	4		
35 4	Women's and misses' dresses (except house dresses)—made in inside factories or by jobbers engaging contractors	9	1	1,989	20	119	1,735	114	1	
36 6	Wooden boxes except cigar boxes	3	1	155		11	139	3	2	
37 6	Wood preserving	3		110	1	11	98			
38 4	Work clothing (except work shirts), sport garments (except leather), and other men's and boys' apparel, not elsewhere classified	8	3	1,642	15	72	1,345	210		
39	Other Industries 6	342	198	20,885	304	2,167	16,005	2,279	81	49
OTHER INDUSTRIES, BY INDUSTRY GROUPS 6										
40 1	Food and kindred products	36	9	2,398	31	195	1,756	355	31	30
41 4	Apparel and other finished products made from fabrics and similar materials	44	37	1,820	40	81	1,489	207	1	2
42 6	Furniture and finished lumber products	40	41	841	22	72	691	53	2	1
43 7	Paper and allied products	6	1	410	4	58	306	30	12	
44 8	Printing, publishing, and allied industries	21	10	2,672	28	524	1,544	572	4	
45 9	Chemicals and allied products	30	7	1,676	26	270	1,058	293	23	6
46 12	Leather and leather products	8	5	328	6	18	276	28		
47 13	Stone, clay, and glass products	11	7	404	7	41	320	36		
48 14	Iron and steel and their products, except machinery	31	17	3,989	47	231	3,525	180	6	
49 15	Nonferrous metals and their products	20	13	841	13	47	262	17		2
50 16	Electrical machinery	16	5	506	14	83	361	48		
51 17	Machinery (except electrical)	26	5	963	38	127	638	152		8
52 20	Miscellaneous industries	29	27	372	16	41	268	47		
53 11	Rubber products	4	3	206	4	13	173	14	2	
54 18	Automobile and automobile equipment	13	9	3,705	3	330	3,149	223		
55 19	Transportation equipment except automobiles	3	1	177	3	26	120	19		
56 2	Tobacco manufactures	1								
57 3	Textile-mill products and other fiber manufactures	2	1	77	2	10	60	5		
58 10	Products of petroleum and coal	1								

<sup>1</sup> As the figures for number of establishments and for personnel for those industries for which monetary items are withheld are given for the individual industries and are also included in the "Other industries" figures, the sums of the figures are larger than the totals shown for "All industries."

<sup>2</sup> See footnote to table 3 and GENERAL EXPLANATIONS—Persons engaged—general classification.

<sup>3</sup> Figures do not include data for personnel of central-administrative offices.

<sup>4</sup> Each of the averages in this column is correct to the nearest unit, despite the fact that the averages for the several industries do not add exactly to the 1939 average for all industries. See GENERAL EXPLANATIONS—Wage earners and wages.

## CITY INDUSTRIAL AREA, BY INDUSTRIES: 1939—Continued

SALARIES AND WAGES							COST OF MATERIALS, SUPPLIES, FUEL, PURCHASED ELECTRIC ENERGY, AND CONTRACT WORK						Value of products	Value added by manu- facture <sup>1</sup>
Total <sup>2</sup>	Salaries of officers of corporations <sup>3</sup>	Manufacturing		Distribu- tion	Construc- tion	Other	Total	Materials and sup- plies	Fuel	Pur- chased electric energy	Contract work			
		Salaries <sup>4</sup>	Wages											
Dollars	Dollars	Dollars	Dollars	Dollars	Dollars	Dollars	Dollars	Dollars	Dollars	Dollars	Dollars	Dollars	Dollars	
32,220 ( <sup>5</sup> ) 940,879 164,868 2,725,558	1,800 ( <sup>5</sup> ) 90,857 65,648	7,287 ( <sup>5</sup> ) 271,289 75,789 424,216	18,551 ( <sup>5</sup> ) 443,291 75,789 2,281,732	3,371 ( <sup>5</sup> ) 135,442 23,431	1,220 ( <sup>5</sup> ) 12,986	( <sup>5</sup> ) ( <sup>5</sup> ) 6,924	95,793 ( <sup>5</sup> ) 591,102 211,900 25,393,061	86,737 ( <sup>5</sup> ) 464,752 40,243 24,398,963	6,015 ( <sup>5</sup> ) 7,516	3,041 ( <sup>5</sup> ) 15,630	( <sup>5</sup> ) ( <sup>5</sup> ) 73,204 171,657	225,818 ( <sup>5</sup> ) 2,767,859 549,627 30,704,209	130,025 ( <sup>5</sup> ) 2,206,757 337,727 5,311,148	
263,073 418,940 64,288 2,115,297 882,753	71,134 37,110 6,000 183,602 142,948	22,540 16,086 4,805 356,330 140,034	141,135 271,867 33,650 1,308,437 366,560	28,264 93,643 19,833 269,928 223,528	1,220 234 1,833 3,083	6,600	61,598 505,925 586,284 3,741,546 6,491,270	48,417 486,173 580,450 3,602,313 6,378,635	467 6,803 2,820 12,360 30,441	4,918 12,849 3,014 52,673 82,203	7,796 100 74,260	430,334 1,158,461 677,986 7,089,144 9,061,675	368,736 652,536 91,702 3,347,598 2,570,390	
116,064 33,884 ( <sup>5</sup> ) 190,766 ( <sup>5</sup> )	25,412 6,600 ( <sup>5</sup> ) 5,300 ( <sup>5</sup> )	9,880 1,448 ( <sup>5</sup> ) 25,942 ( <sup>5</sup> )	33,725 14,643 ( <sup>5</sup> ) 140,826 ( <sup>5</sup> )	45,655 11,203 ( <sup>5</sup> ) 14,354 ( <sup>5</sup> )	( <sup>5</sup> ) ( <sup>5</sup> ) ( <sup>5</sup> ) 4,344 ( <sup>5</sup> )	1,392 ( <sup>5</sup> ) ( <sup>5</sup> )	214,143 31,188 ( <sup>5</sup> ) 939,209 ( <sup>5</sup> )	207,533 29,075 ( <sup>5</sup> ) 904,569 ( <sup>5</sup> )	1,571 1,434 ( <sup>5</sup> ) 22,714 ( <sup>5</sup> )	5,039 679 ( <sup>5</sup> ) 11,926 ( <sup>5</sup> )	( <sup>5</sup> ) ( <sup>5</sup> ) ( <sup>5</sup> ) ( <sup>5</sup> ) ( <sup>5</sup> )	436,882 103,383 ( <sup>5</sup> ) 1,695,487 ( <sup>5</sup> )	222,739 72,195 ( <sup>5</sup> ) 756,278 ( <sup>5</sup> )	
369,138 331,381 270,505 150,528 ( <sup>5</sup> ) ( <sup>5</sup> ) ( <sup>5</sup> ) 380,434 ( <sup>5</sup> )	34,446 31,222 49,083 20,094 ( <sup>5</sup> ) ( <sup>5</sup> ) ( <sup>5</sup> ) 39,659 ( <sup>5</sup> )	32,196 31,739 21,484 2,763 ( <sup>5</sup> ) ( <sup>5</sup> ) ( <sup>5</sup> ) 46,808 ( <sup>5</sup> )	197,965 241,829 158,680 108,555 ( <sup>5</sup> ) ( <sup>5</sup> ) ( <sup>5</sup> ) 244,643 ( <sup>5</sup> )	132,900 26,591 39,618 10,116 ( <sup>5</sup> ) ( <sup>5</sup> ) ( <sup>5</sup> ) 49,324 ( <sup>5</sup> )	1,631 ( <sup>5</sup> ) ( <sup>5</sup> ) ( <sup>5</sup> ) ( <sup>5</sup> ) ( <sup>5</sup> ) ( <sup>5</sup> ) ( <sup>5</sup> ) ( <sup>5</sup> )	1,640 ( <sup>5</sup> ) ( <sup>5</sup> ) ( <sup>5</sup> ) ( <sup>5</sup> ) ( <sup>5</sup> ) ( <sup>5</sup> ) ( <sup>5</sup> ) ( <sup>5</sup> )	1,782,373 341,801 380,924 179,190 ( <sup>5</sup> ) ( <sup>5</sup> ) ( <sup>5</sup> ) 382,013 ( <sup>5</sup> )	1,748,138 321,107 372,559 170,426 ( <sup>5</sup> ) ( <sup>5</sup> ) ( <sup>5</sup> ) 350,495 ( <sup>5</sup> )	11,482 10,110 2,371 1,859 ( <sup>5</sup> ) ( <sup>5</sup> ) ( <sup>5</sup> ) 16,573 ( <sup>5</sup> )	22,753 10,447 5,984 3,402 ( <sup>5</sup> ) ( <sup>5</sup> ) ( <sup>5</sup> ) 8,945 ( <sup>5</sup> )	( <sup>5</sup> ) 137 3,478 ( <sup>5</sup> ) ( <sup>5</sup> ) ( <sup>5</sup> ) ( <sup>5</sup> ) ( <sup>5</sup> ) ( <sup>5</sup> ) ( <sup>5</sup> )	( <sup>5</sup> ) 808,830 864,597 480,871 ( <sup>5</sup> ) ( <sup>5</sup> ) ( <sup>5</sup> ) 909,584 ( <sup>5</sup> )	( <sup>5</sup> ) 467,029 483,673 301,681 ( <sup>5</sup> ) ( <sup>5</sup> ) ( <sup>5</sup> ) 527,571 ( <sup>5</sup> )	
593,628 ( <sup>5</sup> ) ( <sup>5</sup> ) ( <sup>5</sup> ) ( <sup>5</sup> ) ( <sup>5</sup> ) 23,521 ( <sup>5</sup> ) 66,663	( <sup>5</sup> ) ( <sup>5</sup> ) ( <sup>5</sup> ) ( <sup>5</sup> ) ( <sup>5</sup> ) 5,364 ( <sup>5</sup> ) 6,279	( <sup>5</sup> ) ( <sup>5</sup> ) ( <sup>5</sup> ) ( <sup>5</sup> ) ( <sup>5</sup> ) 3,544 ( <sup>5</sup> ) 1,719	( <sup>5</sup> ) ( <sup>5</sup> ) ( <sup>5</sup> ) ( <sup>5</sup> ) ( <sup>5</sup> ) 7,976 ( <sup>5</sup> ) 51,035	( <sup>5</sup> ) ( <sup>5</sup> ) ( <sup>5</sup> ) ( <sup>5</sup> ) ( <sup>5</sup> ) 6,637 ( <sup>5</sup> ) 7,630	( <sup>5</sup> ) ( <sup>5</sup> ) ( <sup>5</sup> ) ( <sup>5</sup> ) ( <sup>5</sup> ) ( <sup>5</sup> ) ( <sup>5</sup> ) ( <sup>5</sup> ) ( <sup>5</sup> )	( <sup>5</sup> ) ( <sup>5</sup> ) ( <sup>5</sup> ) ( <sup>5</sup> ) ( <sup>5</sup> ) ( <sup>5</sup> ) ( <sup>5</sup> ) ( <sup>5</sup> ) ( <sup>5</sup> )	4,848,580 ( <sup>5</sup> ) ( <sup>5</sup> ) ( <sup>5</sup> ) ( <sup>5</sup> ) ( <sup>5</sup> ) 30,026 ( <sup>5</sup> ) 107,307	4,831,427 ( <sup>5</sup> ) ( <sup>5</sup> ) ( <sup>5</sup> ) ( <sup>5</sup> ) ( <sup>5</sup> ) 27,355 ( <sup>5</sup> ) 104,374	( <sup>5</sup> ) ( <sup>5</sup> ) ( <sup>5</sup> ) ( <sup>5</sup> ) ( <sup>5</sup> ) 381 ( <sup>5</sup> ) 502	( <sup>5</sup> ) ( <sup>5</sup> ) ( <sup>5</sup> ) ( <sup>5</sup> ) ( <sup>5</sup> ) 2,280 ( <sup>5</sup> ) 1,677	( <sup>5</sup> ) ( <sup>5</sup> ) ( <sup>5</sup> ) ( <sup>5</sup> ) ( <sup>5</sup> ) ( <sup>5</sup> ) ( <sup>5</sup> ) ( <sup>5</sup> ) ( <sup>5</sup> ) ( <sup>5</sup> ) ( <sup>5</sup> ) ( <sup>5</sup> ) ( <sup>5</sup> ) ( <sup>5</sup> ) ( <sup>5</sup> ) ( <sup>5</sup> ) ( <sup>5</sup> ) ( <sup>5</sup> ) ( <sup>5</sup> ) ( <sup>5</sup> ) ( <sup>5</sup> ) ( <sup>5</sup> ) ( <sup>5</sup> ) ( <sup>5</sup> ) ( <sup>5</sup> ) ( <sup>5</sup> ) ( <sup>5</sup> ) ( <sup>5</sup> ) ( <sup>5</sup> ) ( <sup>5</sup> ) ( <sup>5</sup> ) ( <sup>5</sup> ) ( <sup>5</sup> ) ( <sup>5</sup> ) ( <sup>5</sup> ) ( <sup>5</sup> ) ( <sup>5</sup> ) ( <sup>5</sup> ) ( <sup>5</sup> ) ( <sup>5</sup> ) ( <sup>5</sup> ) ( <sup>5</sup> ) ( <sup>5</sup> ) ( <sup>5</sup> ) ( <sup>5</sup> ) ( <sup>5</sup> ) ( <sup>5</sup> ) ( <sup>5</sup> ) ( <sup>5</sup> ) ( <sup>5</sup> ) ( <sup>5</sup> ) ( <sup>5</sup> ) ( <sup>5</sup> ) ( <sup>5</sup> ) ( <sup>5</sup> ) ( <sup>5</sup> ) ( <sup>5</sup> ) ( <sup>5</sup> ) ( <sup>5</sup> ) ( <sup>5</sup> ) ( <sup>5</sup> ) ( <sup>5</sup> ) ( <sup>5</sup> ) ( <sup>5</sup> ) ( <sup>5</sup> ) ( <sup>5</sup> ) ( <sup>5</sup> ) ( <sup>5</sup> ) ( <sup>5</sup> ) ( <sup>5</sup> ) ( <sup>5</sup> ) ( <sup>5</sup> ) ( <sup>5</sup> ) ( <sup>5</sup> ) ( <sup>5</sup> ) ( <sup>5</sup> ) ( <sup>5</sup> ) ( <sup>5</sup> ) ( <sup>5</sup> ) ( <sup>5</sup> ) ( <sup>5</sup> ) ( <sup>5</sup> ) ( <sup>5</sup> ) ( <sup>5</sup> ) ( <sup>5</sup> ) ( <sup>5</sup> ) ( <sup>5</sup> ) ( <sup>5</sup> ) ( <sup>5</sup> ) ( <sup>5</sup> ) ( <sup>5</sup> ) ( <sup>5</sup> ) ( <sup>5</sup> ) ( <sup>5</sup> ) ( <sup>5</sup> ) ( <sup>5</sup> ) ( <sup>5</sup> ) ( <sup>5</sup> ) ( <sup>5</sup> ) ( <sup>5</sup> ) ( <sup>5</sup> ) ( <sup>5</sup> ) ( <sup>5</sup> ) ( <sup>5</sup> ) ( <sup>5</sup> ) ( <sup>5</sup> ) ( <sup>5</sup> ) ( <sup>5</sup> ) ( <sup>5</sup> ) ( <sup>5</sup> ) ( <sup>5</sup> ) ( <sup>5</sup> ) ( <sup>5</sup> ) ( <sup>5</sup> ) ( <sup>5</sup> ) ( <sup>5</sup> ) ( <sup>5</sup> ) ( <sup>5</sup> ) ( <sup>5</sup> ) ( <sup>5</sup> ) ( <sup>5</sup> ) ( <sup>5</sup> ) ( <sup>5</sup> ) ( <sup>5</sup> ) ( <sup>5</sup> ) ( <sup>5</sup> ) ( <sup>5</sup> ) ( <sup>5</sup> ) ( <sup>5</sup> ) ( <sup>5</sup> ) ( <sup>5</sup> ) ( <sup>5</sup> ) ( <sup>5</sup> ) ( <sup>5</sup> ) ( <sup>5</sup> ) ( <sup>5</sup> ) ( <sup>5</sup> ) ( <sup>5</sup> ) ( <sup>5</sup> ) ( <sup>5</sup> ) ( <sup>5</sup> ) ( <sup>5</sup> ) ( <sup>5</sup> ) ( <sup>5</sup> ) ( <sup>5</sup> ) ( <sup>5</sup> ) ( <sup>5</sup> ) ( <sup>5</sup> ) ( <sup>5</sup> ) ( <sup>5</sup> ) ( <sup>5</sup> ) ( <sup>5</sup> ) ( <sup>5</sup> ) ( <sup>5</sup> ) ( <sup>5</sup> ) ( <sup>5</sup> ) ( <sup>5</sup> ) ( <sup>5</sup> ) ( <sup>5</sup> ) ( <sup>5</sup> ) ( <sup>5</sup> ) ( <sup>5</sup> ) ( <sup>5</sup> ) ( <sup>5</sup> ) ( <sup>5</sup> ) ( <sup>5</sup> ) ( <sup>5</sup> ) ( <sup>5</sup> ) ( <sup>5</sup> ) ( <sup>5</sup> ) ( <sup>5</sup> ) ( <sup>5</sup> ) ( <sup>5</sup> ) ( <sup>5</sup> ) ( <sup>5</sup> ) ( <sup>5</sup> ) ( <sup>5</sup> ) ( <sup>5</sup> ) ( <sup>5</sup> ) ( <sup>5</sup> ) ( <sup>5</sup> ) ( <sup>5</sup> ) ( <sup>5</sup> ) ( <sup>5</sup> ) ( <sup>5</sup> ) ( <sup>5</sup> ) ( <sup>5</sup> ) ( <sup>5</sup> ) ( <sup>5</sup> ) ( <sup>5</sup> ) ( <sup>5</sup> ) ( <sup>5</sup> ) ( <sup>5</sup> ) ( <sup>5</sup> ) ( <sup>5</sup> ) ( <sup>5</sup> ) ( <sup>5</sup> ) ( <sup>5</sup> ) ( <sup>5</sup> ) ( <sup>5</sup> ) ( <sup>5</sup> ) ( <sup>5</sup> ) ( <sup>5</sup> ) ( <sup>5</sup> ) ( <sup>5</sup> ) ( <sup>5</sup> ) ( <sup>5</sup> ) ( <sup>5</sup> ) ( <sup>5</sup> ) ( <sup>5</sup> ) ( <sup>5</sup> ) ( <sup>5</sup> ) ( <sup>5</sup> ) ( <sup>5</sup> ) ( <sup>5</sup> ) ( <sup>5</sup> ) ( <sup>5</sup> ) ( <sup>5</sup> ) ( <sup>5</sup> ) ( <sup>5</sup> ) ( <sup>5</sup> ) ( <sup>5</sup> ) ( <sup>5</sup> ) ( <sup>5</sup> ) ( <sup>5</sup> ) ( <sup>5</sup> ) ( <sup>5</sup> ) ( <sup>5</sup> ) ( <sup>5</sup> ) ( <sup>5</sup> ) ( <sup>5</sup> ) ( <sup>5</sup> ) ( <sup>5</sup> ) ( <sup>5</sup> ) ( <sup>5</sup> ) ( <sup>5</sup> ) ( <sup>5</sup> ) ( <sup>5</sup> ) ( <sup>5</sup> ) ( <sup>5</sup> ) ( <sup>5</sup> ) ( <sup>5</sup> ) ( <sup>5</sup> ) ( <sup>5</sup> ) ( <sup>5</sup> ) ( <sup>5</sup> ) ( <sup>5</sup> ) ( <sup>5</sup> ) ( <sup>5</sup> ) ( <sup>5</sup> ) ( <sup>5</sup> ) ( <sup>5</sup> ) ( <sup>5</sup> ) ( <sup>5</sup> ) ( <sup>5</sup> ) ( <sup>5</sup> ) ( <sup>5</sup>			

<sup>1</sup> Value of products less cost of materials, supplies, fuel, purchased electric energy, and contract work. See GENERAL EXPLANATIONS—Value added by manufacture.<sup>2</sup> Figures omitted have been withheld to avoid disclosing exact or approximate data for individual establishments; they are included in the "Other industries" figures.<sup>3</sup> For numbers of establishments and of wage earners in individual industries, see table 12.

## CENSUS OF MANUFACTURES: 1939

TABLE 10.—GENERAL STATISTICS FOR CITIES HAVING 100,000 OR MORE INHABITANTS, BY INDUSTRIES: 1939

This table presents, for each city in the State having 100,000 or more inhabitants, separate figures for each industry for which it is possible to publish such figures without disclosing exact or approximate data for individual establishments, and gives statistics for the remaining industries both in combination ("Other industries") and by industry groups. Certain of the industries for which combined figures are given, however, reported larger numbers of wage earners or larger values of products than some of those shown separately. No data for nonmanufacturing personnel, except salaried officers of corporations, are included in this table.

Group No.	INDUSTRY	*Number of establishments	*Proprietors and firm members	*Salaried officers of corporations	*Salaried employees	*Wage earners (average for year)	Salaries of officers of corporations	Salaries of employees	Wages	Cost of materials, supplies, fuel, purchased electric energy, and contract work	Value of products	Value added by manufacture
KANSAS CITY												
	All industries, total	121	58	92	1,340	8,853	\$404,034	\$2,404,027	\$11,814,033	\$135,400,877	\$107,228,236	\$31,787,359
1	Bread and other bakery products (except biscuit, crackers, and pretzels)	5	4	6	5	192	( <sup>1</sup> )	( <sup>1</sup> )	( <sup>1</sup> )	( <sup>1</sup> )	( <sup>1</sup> )	( <sup>1</sup> )
19	Cars and car equipment—railroad, street, and rapid-transit	5			14	162		28,971	220,725	214,094	501,826	287,732
6	Caskets, coffins, burial cases, and other morticians' goods	3	4			42	( <sup>1</sup> )	( <sup>1</sup> )	( <sup>1</sup> )	( <sup>1</sup> )	( <sup>1</sup> )	( <sup>1</sup> )
13	Concrete products	4		2	9	52	( <sup>1</sup> )	( <sup>1</sup> )	( <sup>1</sup> )	( <sup>1</sup> )	( <sup>1</sup> )	( <sup>1</sup> )
9	Drugs and medicines (including drug grinding)	8	3	5	12	62	15,490	23,162	69,908	359,807	824,865	465,058
8	General commercial (job) printing	10	9	3	4	27	3,493	6,434	44,084	179,473	270,611	100,138
1	Ice cream and ices	4	3	3	10	52	19,300	12,470	49,248	235,687	498,584	262,897
1	Ice, manufactured	6			6	124	13,321	15,948	135,100	95,027	552,134	457,107
9	Lubricating oils and greases—not made in petroleum refineries	4	2	8	5	33	49,430	5,685	38,807	417,896	720,347	302,451
8	Newspapers: publishing and printing	3	3		57	51		( <sup>1</sup> )	( <sup>1</sup> )	( <sup>1</sup> )	( <sup>1</sup> )	( <sup>1</sup> )
7	Paperboard containers and boxes not elsewhere classified	3	1		49	321		( <sup>1</sup> )	( <sup>1</sup> )	( <sup>1</sup> )	( <sup>1</sup> )	( <sup>1</sup> )
1	Prepared feeds (including mineral) for animals and fowls	3	1	8	36	40	( <sup>1</sup> )	( <sup>1</sup> )	( <sup>1</sup> )	( <sup>1</sup> )	( <sup>1</sup> )	( <sup>1</sup> )
9	Soap and glycerin	3		1	227	837	( <sup>1</sup> )	( <sup>1</sup> )	( <sup>1</sup> )	( <sup>1</sup> )	( <sup>1</sup> )	( <sup>1</sup> )
	Other industries	84	41	65	1,280	8,393	303,900	2,311,357	11,256,161	133,958,893	103,850,869	29,891,976
OTHER INDUSTRIES, BY INDUSTRY GROUPS												
1	Food and kindred products	31	14	28	725	5,785	149,886	1,388,528	7,615,374	105,143,151	120,913,162	15,770,011
5	Lumber and timber basic products	3		10	11	90	33,157	25,531	185,954	231,653	518,430	286,777
6	Furniture and finished lumber products	12	13	2	24	282	3,210	32,866	276,079	851,958	1,586,554	734,590
7	Paper and allied products	4	1		70	381		90,788	449,428	1,819,030	2,970,461	1,151,421
8	Printing, publishing, and allied industries	8	6	2	61	58	5,600	94,918	92,246	77,898	407,745	389,847
14	Iron and steel and their products, except machinery	4		7	38	290	64,400	81,739	390,691	1,233,680	2,143,200	900,580
9	Chemicals and allied products	7		3	233	924						
13	Stone, clay, and glass products	4		2	9	52						
4	Apparel and other finished products made from fabrics and similar materials	1			4							
10	Products of petroleum and coal	2		1	108		47,647	590,989	2,246,389	24,601,523	35,251,267	10,649,744
15	Nonferrous metals and their products	2		4	5	531						
16	Electrical machinery	1		3	1							
17	Machinery (except electrical)	1		3								
18	Automobiles and automobile equipment	2	4									
20	Miscellaneous industries	2	3									
WICHITA												
	All industries, total	178	118	96	657	3,733	\$505,017	\$1,093,053	\$4,091,261	\$29,067,434	\$42,509,730	\$13,442,296
1	Bread and other bakery products (except biscuit, crackers, and pretzels)	15	11	1	32	310	3,905	47,478	303,708	788,727	1,845,356	1,056,629
13	Concrete products	4		2	7	52	7,200	8,030	53,680	148,958	273,527	124,589
1	Creamery butter	4		1	36	236	3,000	52,266	158,632	3,063,453	3,427,484	364,031
14	Fabricated structural steel and ornamental metal work, made in plants not operated in connection with rolling mills	3	5	4	31	185	12,447	43,156	221,834	699,298	1,228,805	529,507
1	Flour and other grain-mill products	3		5	71	289	74,000	133,422	350,941	6,350,346	8,007,849	1,747,503
1	Food preparations, not elsewhere classified	5	4		2	10	( <sup>1</sup> )	( <sup>1</sup> )	( <sup>1</sup> )	( <sup>1</sup> )	( <sup>1</sup> )	( <sup>1</sup> )
8	General commercial (job) printing	19	20	6	19	77	14,305	24,296	86,397	151,127	404,202	253,075
1	Ice cream and ices	5	1	1	14	58	3,483	23,415	64,536	442,777	781,288	338,511
1	Ice, manufactured	6	1	4	6	35	9,010	11,584	44,877	46,050	219,676	173,626
9	Lubricating oils and greases—not made in petroleum refineries	3	1	4	4	23	( <sup>1</sup> )	( <sup>1</sup> )	( <sup>1</sup> )	( <sup>1</sup> )	( <sup>1</sup> )	( <sup>1</sup> )
17	Machine-shop products, not elsewhere classified	4	2	2	6	45	( <sup>1</sup> )	( <sup>1</sup> )	( <sup>1</sup> )	( <sup>1</sup> )	( <sup>1</sup> )	( <sup>1</sup> )
17	Machine-shop repairs	5	8		3	25		4,904	31,704	17,761	99,863	82,102
6	Mattresses and bedsprings	5	2	1	4	33	( <sup>1</sup> )	( <sup>1</sup> )	( <sup>1</sup> )	( <sup>1</sup> )	( <sup>1</sup> )	( <sup>1</sup> )
1	Meat packing, wholesale	3	1	4	42	603	( <sup>1</sup> )	( <sup>1</sup> )	( <sup>1</sup> )	( <sup>1</sup> )	( <sup>1</sup> )	( <sup>1</sup> )
8	Newspapers: publishing and printing	5	6	6	143	288	( <sup>1</sup> )	( <sup>1</sup> )	( <sup>1</sup> )	( <sup>1</sup> )	( <sup>1</sup> )	( <sup>1</sup> )
1	Nonalcoholic beverages	6	1	3	9	48	15,000	12,465	32,050	369,431	821,401	451,970
8	Periodicals: publishing without printing	3	2		27			21,681		30,941	62,645	31,704
5	Planing mills not operated in conjunction with sawmills	5	3	2	6	40	5,748	6,085	51,231	150,490	250,294	99,795

See footnotes at end of table.

TABLE 10.—GENERAL STATISTICS FOR CITIES HAVING 100,000 OR MORE INHABITANTS, BY INDUSTRIES:  
1939—Continued

Group No.	INDUSTRY	*Number of establishments	*Proprietors and firm members	*Salaries of officers of corporations <sup>1</sup>	*Salaries of employees <sup>1</sup>	*Wage earners (average for year) <sup>2</sup>	Salaries of officers of corporations <sup>1</sup>	Salaries of employees <sup>1</sup>	Wages	Cost of materials, supplies, fuel, purchased electric energy, and contract work	Value of products	Value added by manufacture <sup>3</sup>
WICHITA—Continued												
1	Poultry dressing and packing, wholesale	3	2	—	5	59	—	\$9,594	\$34,334	\$384,118	\$463,289	\$70,171
14	Power boilers and associated products	3	3	—	4	41	( <sup>4</sup> )	( <sup>4</sup> )	( <sup>4</sup> )	( <sup>4</sup> )	( <sup>4</sup> )	( <sup>4</sup> )
14	Prepared feeds (including mineral) for animals and fowls	3	3	—	6	18	( <sup>4</sup> )	( <sup>4</sup> )	( <sup>4</sup> )	( <sup>4</sup> )	( <sup>4</sup> )	( <sup>4</sup> )
20	Signs, advertising displays, and advertising novelties	4	3	3	11	58	\$6,100	15,187	59,599	77,896	290,072	218,176
	Other industries <sup>5</sup>	93	61	64	380	2,265	350,813	679,490	2,531,642	16,346,072	24,237,979	7,891,907
OTHER INDUSTRIES, BY INDUSTRY GROUPS <sup>6</sup>												
1	Food and kindred products	19	13	8	59	710	24,880	121,741	881,029	11,847,902	13,810,185	1,962,283
4	Apparel and other finished products made from fabrics and similar materials	4	—	8	12	69	24,812	21,724	55,446	510,937	678,889	167,952
6	Furniture and finished lumber products	12	9	1	10	88	1,800	22,855	86,554	312,006	520,345	208,339
8	Printing, publishing, and allied industries	13	11	19	171	433	136,897	260,711	515,291	1,157,264	3,347,472	2,190,208
9	Chemicals and allied products	13	2	14	22	85	82,530	44,225	95,727	642,841	1,332,949	690,108
14	Iron and steel and their products, except machinery	9	6	3	65	536	20,338	152,061	579,874	1,331,399	2,387,084	1,056,585
17	Machinery (except electrical)	9	5	9	27	229	56,194	37,604	226,268	221,583	1,562,861	1,341,278
15	Nonferrous metals and their products	4	7	—	7	52	—	—	—	—	—	—
20	Miscellaneous industries	4	4	1	1	20	—	—	—	—	—	—
7	Paper and allied products	2	—	—	—	—	3,362	18,599	91,453	322,140	597,294	275,154
10	Products of petroleum and coal	1	—	—	—	—	—	—	—	—	—	—
13	Stone, clay, and glass products	2	4	1	6	33	—	—	—	—	—	—
16	Electrical machinery	1	—	—	—	—	—	—	—	—	—	—

\*As the figures for number of establishments and for personnel for those industries for which monetary items are withheld are given for the individual industries and are also included in the "Other industries" figures, the sums of the figures are larger than the totals shown for "All industries."

<sup>1</sup> Figures do not include data for personnel of central-administrative offices.

<sup>2</sup> Each of the averages in this column is correct to the nearest unit, despite the fact that the averages for the several industries do not add exactly to the 1939 average for all industries. See GENERAL EXPLANATIONS—Wage earners and wages.

<sup>3</sup> Value of products less cost of materials, supplies, fuel, purchased electric energy, and contract work. See GENERAL EXPLANATIONS—Value added by manufacture.

<sup>4</sup> Figures omitted have been withheld to avoid disclosing exact or approximate data for individual establishments; they are included in the "Other industries" figures.

<sup>5</sup> For numbers of establishments and of wage earners in individual industries, see table 12.

TABLE 11.—NUMBER OF ESTABLISHMENTS, BY INDUSTRY GROUPS, BY COUNTIES: 1939

COUNTY	Total	INDUSTRY GROUP																			
		1	2	3	4	5	6	7	8	9	10	11	12	13	14	15	16	17	18	19	20
The State	1,494	770	—	—	19	21	48	0	321	54	24	—	2	58	36	15	3	70	5	12	27
Allen	15	8	—	—	—	—	—	—	2	—	—	—	—	4	—	—	—	1	—	—	—
Anderson	8	4	—	—	—	—	2	—	2	—	—	—	—	—	—	—	—	—	—	—	—
Atchison	25	13	—	—	2	—	—	—	4	—	—	—	1	1	3	—	1	—	—	—	—
Barber	5	3	—	—	—	—	—	—	1	—	—	—	—	—	—	—	—	—	—	—	—
Barton	27	17	—	—	—	1	—	—	5	—	1	—	—	1	—	—	—	3	—	—	—
Bourbon	26	14	—	—	1	—	1	—	5	—	—	—	—	4	—	—	—	1	—	—	—
Brown	10	7	—	—	—	—	—	—	3	—	—	—	—	—	—	—	—	—	—	—	—
Butler	22	8	—	—	—	—	—	—	5	—	4	—	—	1	—	—	—	2	1	1	—
Chase	4	2	—	—	—	—	—	—	2	—	—	—	—	—	—	—	—	—	—	—	—
Chautauqua	6	2	—	—	—	—	—	—	2	—	—	—	—	—	—	—	—	1	—	—	1
Cherokee	14	5	—	—	1	—	—	—	4	—	—	—	—	2	—	1	—	1	—	—	—
Cheyenne	1	1	—	—	—	—	—	—	1	—	—	—	—	—	—	—	—	—	—	—	—
Clark	2	1	—	—	—	—	—	—	1	—	—	—	—	—	—	—	—	—	—	—	—
Clay	13	10	—	—	—	—	—	—	2	—	—	—	—	—	—	—	—	—	—	—	1
Cloud	17	11	—	—	—	—	—	—	4	—	—	—	—	2	—	—	—	—	—	—	—
Coffey	4	3	—	—	—	—	—	—	1	—	—	—	—	—	—	—	—	—	—	—	—
Comanche	2	—	—	—	—	—	—	—	1	—	—	—	—	—	—	—	—	—	—	—	—
Cowley	40	20	—	—	—	—	—	—	4	1	1	—	—	1	1	1	—	1	2	2	—
Crawford	31	18	—	—	—	—	1	—	6	—	—	—	—	2	1	1	—	—	—	—	—
Decatur	4	3	—	—	—	—	—	—	1	—	—	—	—	—	—	—	—	—	—	—	—
Dickinson	23	15	—	—	—	—	1	—	5	1	—	—	—	—	—	—	—	1	—	—	—
Douglas	20	16	—	—	—	—	—	2	9	—	—	—	—	—	1	—	—	—	—	—	1
Edwards	4	2	—	—	—	—	—	—	2	—	—	—	—	—	—	—	—	—	—	—	—
Ellis	4	3	—	—	—	—	—	—	1	—	—	—	—	—	—	—	—	—	—	—	—
Ellis	11	7	—	—	—	—	—	—	2	1	—	—	—	—	—	—	—	1	—	—	—



## CENSUS OF MANUFACTURES: 1939

TABLE 11.—NUMBER OF ESTABLISHMENTS, BY INDUSTRY GROUPS, BY COUNTIES: 1939—Continued

COUNTY	Total	INDUSTRY GROUP																			
		1	2	3	4	5	6	7	8	9	10	11	12	13	14	15	16	17	18	19	20
Ellsworth.....	5	3							2									1			
Finney.....	17	14							2						1			1			
Ford.....	29	12			1				3					1	1			1			
Franklin.....	16	8				1	1		2												
Geary.....	11	9							1												
Graham.....	1																				
Grant.....	1	1							1												
Greeley.....	2	1							3												
Greenwood.....	7	4							1												
Hamilton.....	1																				
Harper.....	10	8							2												
Harvey.....	22	18				1			3												
Hodgeman.....	1								1												
Jackson.....	9	6							3												
Jefferson.....	4	2					1		1												
Jewell.....	3	1							2												
Johnson.....	15	3					1		6	1			1		1			1			1
Kearny.....	1	1																			
Kingman.....	5	3							2												
Kiowa.....	2	1							1												
Labette.....	22	14			2				4		1							1			
Lane.....	2	1							1												
Leavenworth.....	28	17			1	2	2		4						1			1			
Lincoln.....	5	2							2					1							
Linn.....	3	2									1										
Logan.....	2	1							1												
Lyon.....	22	16					1		3	1				1				1			
Marion.....	14	7							6												
Marshall.....	14	9							4					1				2			
McPherson.....	28	19							4		2				1						
Meade.....	3	3																			
Miami.....	9	6							3												
Mitchell.....	9	6			1				2												
Montgomery.....	58	29				1	1		8	3	2			4	1			6		1	2
Morris.....	6	5							1												
Morton.....	2	1							1												
Nemaha.....	9	7							2												
Neosho.....	21	9			1				3		2			1		1		3			1
Ness.....	1								1												
Norton.....	11	8							2									1			
Osage.....	8	4							3												1
Osborne.....	7	4							3												
Ottawa.....	6	4							2												
Pawnee.....	13	4			1				3							1		4			
Phillips.....	4	2							1		1										
Pottawatomie.....	8	4							3									1			
Pratt.....	9	6							2									1			
Rawlins.....	3	2							1												
Reno.....	55	30			2	1	3	1	8	4				2				3			1
Republic.....	6	5							1												
Rice.....	12	6							2		1							1			
Riley.....	15	11							3	1											
Rooks.....	3	1							2												
Rush.....	3	1							1					1							
Russell.....	9	5							2					1				1			
Saline.....	44	24				1	2		7					2	1	1		3	1		2
Scott.....	4	2							1		1										
Sedgwick.....	193	65			4	5	12	2	36	14	3			7	14	4	1	15		3	8
Seward.....	8	6							1									1			
Shawnee.....	108	43			1	4	6		25	4				8	4	3		4			6
Sherman.....	7	5							2												
Smith.....	5	2							2						1						
Stafford.....	3	1							2												
Stevens.....	2	1							1												
Sumner.....	18	13					1		4												
Thomas.....	2	1							1												
Trego.....	2	1							1												
Wabatausee.....	1								1												
Wallace.....	1								1												
Washington.....	6	3							3												
Wichita.....	3	1				1			1												
Wilson.....	22	9							7	1	1			3						1	
Woodson.....	2	1							1												
Wyandotte.....	133	45			1	3	12	4	19	20	8			6	5	2	1	1	3	6	2

TABLE 12.—INDUSTRIES IN "OTHER INDUSTRIES" GROUPS—NUMBER OF ESTABLISHMENTS AND NUMBER OF WAGE EARNERS, FOR THE STATE, FOR THE KANSAS CITY INDUSTRIAL AREA, AND FOR KANSAS CITY AND WICHITA: 1939

[In order to avoid disclosing data for individual establishments, wage-earner figures for industries represented by fewer than three establishments are withheld]

Group No. <sup>1</sup>	TITLE	Number of establishments	Wage earners	Group No. <sup>1</sup>	TITLE	Number of establishments	Wage earners
STATE OF KANSAS				STATE OF KANSAS—Continued			
1	Beet sugar	1		15	Alloying; and rolling and drawing of nonferrous metals, except aluminum	1	
	Biscuit, crackers, and pretzels	2			Jewelry (precious metals)	1	
	Canned and dried fruits and vegetables (including canned soups)	1			Nonferrous-metal foundries (except aluminum)	2	
	Cereal preparations	1			Nonferrous-metal products not elsewhere classified	1	
	Flavoring extracts and flavoring sirups, not elsewhere classified	1			Primary smelting and refining of nonferrous metals	1	
	Macaroni, spaghetti, vermicelli, and noodles	2		16	Batteries, storage and primary (dry and wet)	1	
	Pickled fruits and vegetables and vegetable sauces and seasonings	2			Electrical measuring instruments	1	
	Salad dressings	2			Radios, radio tubes, and phonographs	1	
	Sausages, prepared meats, and other meat products— not made in meat-packing establishments	3	23	17	Construction and similar machinery (except mining and oil-field machinery and tools)	2	
	Vinegar and cider	2			Elevators, escalators, and conveyors	2	
4	Coats, suits, and skirts (except fur coats)—made in in- side factories or by jobbers engaging contractors	1			Food-products machinery	2	
	House dresses, uniforms, and aprons—made in inside factories or by jobbers engaging contractors	2			Industrial machinery, not elsewhere classified	1	
	Men's and boys' shirts (except work shirts), collars, and nightwear—made in inside factories or by jobbers en- gaging contractors	1			Laundry equipment, domestic	1	
	Miscellaneous fabricated textile products not elsewhere classified	2			Mining machinery and equipment	2	
	Women's and misses' clothing, not elsewhere classified— made in inside factories or by jobbers engaging con- tractors	1			Paper-mill, pulp-mill, and paper-products machinery	1	
	Work gloves and mittens—cloth, cloth and leather combined	1			Printing-trades machinery and equipment	2	
	Work clothing (except work shirts), sport garments (ex- cept leather), and other men's and boys' apparel, not elsewhere classified	3	113		Pumping equipment and air compressors	2	
5	Sawmills, veneer mills, and cooperage-stock mills, in- cluding those combined with logging camps and with planing mills	2			Tractors	1	
6	Baskets for fruits and vegetables	2		18	Motor vehicles, motor-vehicle bodies, parts and acces- sories	5	181
	Household furniture, except upholstered	4	111	20	Games and toys (except dolls and children's vehicles)	1	
	Office furniture	1			Hand stamps, stencils, and brands	1	
	Public-building furniture	1			Organs	1	
	Upholstered household furniture	2			Photographic apparatus and materials and projection equipment (except lenses)	1	
	Wood preserving	1			Sporting and athletic goods not elsewhere classified	1	
	Wood products not elsewhere classified	2			Surgical and medical instruments	1	
7	Die-cut paper and paperboard, and converted card- board	1		KANSAS CITY INDUSTRIAL AREA			
	Paper and paperboard mills	2		1	Biscuit, crackers, and pretzels	6	513
8	Bookbinding and related industries	2			Candy and other confectionery products	8	407
	Books: printing without publishing	1			Canned and dried fruits and vegetables (including canned soups)	1	
	Books: publishing and printing	1			Cereal preparations	1	
	Books: publishing without printing	1			Cheese	3	28
	Engraving (steel, copperplate, and wood); plate print- ing	1			Chewing gum	1	
	Photoengraving, not done in printing establishments (including preparation of plates)	1			Condensed and evaporated milk	2	
		2			Corn sirup, corn sugar, corn oil, and starch	2	
9	Chemicals not elsewhere classified	4	332		Liquors, rectified or blended	2	
	Cleaning and polishing preparations, blackings, and dressings	2			Macaroni, spaghetti, vermicelli, and noodles	1	
	Colors and pigments	1			Malt liquors	2	
	Compressed and liquefied gases—not made in pe- troleum refineries or in natural-gasoline plants	6	28		Oleomargarine—not made in meat-packing establish- ments	1	
	Fertilizers	1			Preserves, jams, jellies, and fruit butters	2	
	Grease and tallow (except lubricating greases)	3	87		Salad dressings	2	
	Lined oil, cake, and meal	1			Special dairy products	1	
	Mucilage, paste, and other adhesives, except glue and rubber cement	1			Vinegar and cider	1	
	Paints, varnishes, and lacquers	1		2	Cigars	1	
	Soap and glycerin	3	837	3	Cloth sponging and miscellaneous special finishing	1	
12	Footwear (except rubber)	1			Processed waste and recovered wool fibers—regular fac- tories or jobbers engaging contractors	1	
	Saddlery, harness, and whips	1		4	Canvas products (except bags)	5	61
13	Gypsum products	2			Curtains, draperies, and bedspreads—made in regular factories or by jobbers engaging contractors	2	
	Lime	1			Embroideries, other than Schiffli-machine products— contract factories	2	
	Minerals and earths, ground or otherwise treated	2			Embroideries: Schiffli-machine products	1	
	Mineral wool	1			Fur coats and other fur garments, accessories, and trim- mings	1	
	Pottery products not elsewhere classified	1			House dresses, uniforms, and aprons—made in inside factories or by jobbers engaging contractors	3	241
	Roofing tile	1			Housefurnishings (except curtains, draperies, and bed- spreads)	5	128
	Sewer pipe and kindred products	1			Men's and boy's hats and caps (except felt and straw)	6	89
14	Enameled-iron sanitary ware and other plumbers' sup- plies (not including pipe and vitreous and semi- vitreous china sanitary ware)	1			Men's and boys' shirts (except work shirts), collars, and nightwear—made in inside factories or by jobbers en- gaging contractors	1	
	Galvanizing and other coating—carried on in plants not operated in connection with rolling mills	1			Men's and boys' underwear—made in inside factories or by jobbers engaging contractors	1	
	Hardware not elsewhere classified	2			Men's neckwear—made in inside factories or by jobbers engaging contractors	4	215
	Heating and cooking apparatus, except electric, not elsewhere classified	1			Millinery	3	55
	Stamped and pressed metal products (except automo- bile stampings)	1			Miscellaneous fabricated textile products not elsewhere classified	1	
	Steel castings	1			Robes, lounging garments, and dressing gowns	2	
	Stoves, ranges, water heaters, and hot-air furnaces (ex- cept electric)	3	484		Trimmings (not made in textile mills), stamped art goods, and art needlework—made in regular factories or by jobbers engaging contractors	2	
	Tin cans and other tinware not elsewhere classified	1			Trousers (semidress), wash suits, and washable service apparel	3	76
	Wirework not elsewhere classified	2			Women's and misses' clothing, not elsewhere classi- fied—made in inside factories or by jobbers engaging contractors	1	
					Work gloves and mittens: cloth, cloth and leather com- bined	1	

See footnote at end of table.

TABLE 12.—INDUSTRIES IN "OTHER INDUSTRIES" GROUPS—NUMBER OF ESTABLISHMENTS AND NUMBER OF WAGE EARNERS, FOR THE STATE, FOR THE KANSAS CITY INDUSTRIAL AREA, AND FOR KANSAS CITY AND WICHITA: 1939—Continued

Group No. 1	TITLE	Number of establishments	Wage earners	Group No. 1	TITLE	Number of establishments	Wage earners
	<b>KANSAS CITY INDUSTRIAL AREA—Continued</b>				<b>KANSAS CITY INDUSTRIAL AREA—Continued</b>		
6	Baskets for fruits and vegetables.....	1	.....	16	Generating, distribution, and industrial apparatus, and apparatus for incorporation in manufactured products, not elsewhere classified.....	6	56
	Excelsior.....	1	.....		Insulated wire and cable.....	2	.....
	Laboratory, hospital, and other professional furniture.....	2	.....		Radios, radio tubes, and phonographs.....	2	.....
	Mirror frames and picture frames.....	2	.....		Wiring devices and supplies.....	1	.....
	Office furniture.....	1	.....				
	Partitions, shelving, cabinet work, and office and store fixtures.....	11	120	17	Agricultural machinery (except tractors).....	2	.....
	Upholstered household furniture.....	8	184		Commercial laundry, dry-cleaning, and pressing machinery.....	2	.....
	Venetian blinds.....	2	.....		Elevators, escalators, and conveyors.....	1	.....
	Window and door screens and weather strip.....	2	.....		Food-products machinery.....	4	32
	Window shades.....	4	16		Industrial machinery, not elsewhere classified.....	2	.....
	Wooden boxes except cigar boxes.....	3	139		Internal-combustion engines.....	3	.....
	Wood preserving.....	3	98		Office and store machines not elsewhere classified.....	2	.....
7	Coated and glazed paper.....	1	.....		Paper-mill, pulp-mill, and paper-products machinery.....	1	.....
	Die-cut paper and paperboard, and converted cardboard.....	3	132		Pumping equipment and air compressors.....	1	.....
	Fiber cans, tubes, and similar products.....	1	.....		Refrigerators, domestic (mechanical and absorption), refrigeration machinery and equipment, and complete air-conditioning units.....	3	159
	Paper and paperboard mills.....	1	.....		Stokers, mechanical, domestic and industrial.....	1	.....
8	Engraving (steel, copperplate, and wood); plate printing.....	3	45		Vending, amusement, and other coin-operated machines.....	4	96
	Gravure, rotogravure, and rotary photogravure (including preparation of plates).....	1	.....	18	Automobile trailers (for attachment to passenger cars).....	1	.....
	Greeting cards (except hand-painted).....	1	.....		Motor vehicles, motor-vehicle bodies, parts and accessories.....	12	.....
	Newspapers: publishing and printing.....	16	934	19	Aircraft and parts, including aircraft engines.....	2	.....
9	Chemicals not elsewhere classified.....	4	30		Boat building and boat repairing.....	1	.....
	Cleaning and polishing preparations, blackings, and dressings.....	8	51	20	Brushes.....	1	.....
	Grease and tallow (except lubricating greases).....	1	.....		Fabricated plastic products, not elsewhere classified.....	2	.....
	Mucilage, paste, and other adhesives, except glue and rubber cement.....	1	.....		Games and toys (except dolls and children's vehicles).....	3	26
	Perfumes, cosmetics, and other toilet preparations.....	11	80		Miscellaneous fabricated products not elsewhere classified.....	2	.....
	Soap and glycerin.....	4	839		Models and patterns (except paper patterns).....	3	17
	Tanning materials, natural dyestuffs, mordants, assistants, and sizes.....	1	.....		Ophthalmic goods: lenses and fittings.....	1	.....
10	Fuel briquets.....	1	.....		Optical instruments and lenses.....	1	.....
11	Rubber products not elsewhere classified.....	4	173		Photographic apparatus and materials and projection equipment (except lenses).....	2	.....
12	Industrial leather belting and packing leather.....	1	.....		Professional and scientific instruments (except surgical and dental).....	1	.....
	Leather goods not elsewhere classified.....	2	.....		Soda fountains, beer dispensing equipment, and related products.....	1	.....
	Saddlery, harness, and whips.....	1	.....		Sporting and athletic goods not elsewhere classified.....	3	48
	Suitcases, brief cases, bags, trunks, and other luggage.....	4	254		Surgical supplies and equipment not elsewhere classified; orthopedic appliances.....	9	43
13	Brick and hollow structural tile.....	1	.....	<b>KANSAS CITY</b>			
	Cement.....	2	.....	1	Bread and other bakery products (except biscuit, crackers, and pretzels).....	5	192
	Mineral wool.....	2	.....		Candy and other confectionery products.....	1	.....
	Mirrors and other glass products made of purchased glass.....	3	21		Cheese.....	1	.....
	Statuary and art goods (except stone and concrete)—factory production.....	2	.....		Condensed and evaporated milk.....	2	.....
	Steam and other packing, pipe and boiler covering.....	1	.....		Creamery butter.....	1	.....
14	Automobile stampings.....	1	.....		Flour and other grain-mill products.....	2	.....
	Cast-iron pipe and fittings.....	1	.....		Food preparations, not elsewhere classified.....	1	.....
	Cutlery (except aluminum, silver, and plated cutlery) and edge tools.....	1	.....		Meat packing, wholesale.....	11	.....
	Doors, window sash, frames, molding, and trim (made of metal).....	1	.....		Nonalcoholic beverages.....	1	.....
	ENAMELED-IRON sanitary ware and other plumbers' supplies (not including pipe and vitreous and semi-vitreous china sanitary ware).....	3	51		Prepared feeds (including mineral) for animals and fowls.....	3	46
	Enameling, japanning, and lacquering.....	2	.....		Sausage casings—not made in meat-packing establishments.....	1	.....
	Galvanizing and other coating—carried on in plants not operated in connection with rolling mills.....	1	.....		Sausages, prepared meats, and other meat products—not made in meat-packing establishments.....	2	.....
	Hardware not elsewhere classified.....	1	.....	4	Textile bags—not made in textile mills.....	1	.....
	Heating and cooking apparatus, except electric, not elsewhere classified.....	1	.....	5	Planing mills not operated in conjunction with sawmills.....	1	.....
	Oil burners, domestic and industrial.....	1	.....		Sawmills, veneer mills, and cooperage-stock mills, including those combined with logging camps and with planing mills.....	2	.....
	Screw-machine products and wood screws.....	2	.....	6	Baskets for fruits and vegetables.....	1	.....
	Springs, steel (except wire)—made in plants not operated in connection with rolling mills.....	4	14		Caskets, coffins, burial cases, and other morticians' goods.....	3	42
	Stamped and pressed metal products (except automobile stampings).....	4	78		Cooperage.....	2	.....
	Steel barrels, kegs, and drums.....	1	.....		Mattresses and bedsprings.....	2	.....
	Steel works and rolling mills.....	1	.....		Partitions, shelving, cabinet work, and office and store fixtures.....	2	.....
	Tin cans and other tinware not elsewhere classified.....	3	362		Wooden boxes except cigar boxes.....	2	.....
	Tools (except edge tools, machine tools, files, and saws).....	2	.....	7	Die-cut paper and paperboard, and converted cardboard.....	1	.....
	Wire drawn from purchased rods.....	1	.....		Paperboard containers and boxes not elsewhere classified.....	3	321
15	Alloying, and rolling and drawing of nonferrous metals, except aluminum.....	2	.....	8	Machine and hand typesetting (including advertisement typesetting).....	1	.....
	Aluminum products (including rolling and drawing and extruding), not elsewhere classified.....	3	.....		Newspapers: publishing and printing.....	3	51
	Jewelry (precious metals).....	4	60		Periodicals: publishing and printing.....	2	.....
	Nonferrous-metal foundries (except aluminum).....	4	51		Periodicals: publishing without printing.....	2	.....
	Nonferrous-metal products not elsewhere classified.....	5	107	9	Chemicals not elsewhere classified.....	2	.....
	Secondary smelting and refining, gold, silver, and platinum.....	1	.....		Compressed and liquefied gases—not made in petroleum refineries or in natural-gasoline plants.....	1	.....
	Secondary smelting and refining of nonferrous metals, not elsewhere classified.....	1	.....				
16	Automotive electrical equipment.....	1	.....				
	Batteries, storage and primary (dry and wet).....	2	.....				
	Electrical products not elsewhere classified.....	2	.....				

See footnote at end of table.

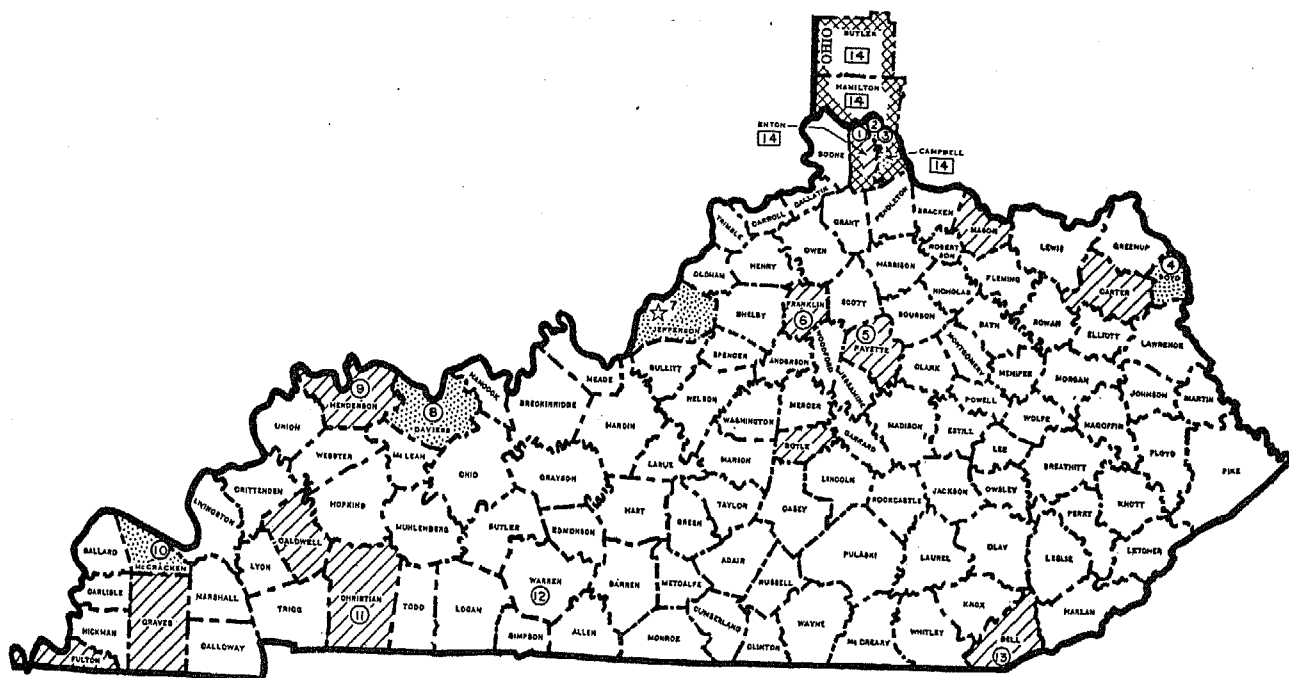
TABLE 12.—INDUSTRIES IN "OTHER INDUSTRIES" GROUPS—NUMBER OF ESTABLISHMENTS AND NUMBER OF WAGE EARNERS, FOR THE STATE, FOR THE KANSAS CITY INDUSTRIAL AREA, AND FOR KANSAS CITY AND WICHITA: 1939—Continued

Group No. <sup>1</sup>	TITLE	Number of establishments	Wage earners	Group No. <sup>1</sup>	TITLE	Number of establishments	Wage earners
KANSAS CITY—Continued				CITY OF WICHITA—Continued			
9	Grease and tallow (except lubricating greases)..... Soap and glycerin.....	1 3	837	6	Wood products not elsewhere classified.....	1	
10	Paving blocks and paving mixtures: asphalt, creosoted wood, and composition..... Petroleum refining.....	1 1		7	Paperboard containers and boxes not elsewhere classified.....	2	
13	Concrete products.....	4	52	8	Bookbinding and related industries..... Books: printing without publishing..... Books: publishing without printing..... Engraving (steel, copperplate, and wood); plate printing..... Lithographing and photo-lithographing (including preparation of stones or plates and dry transfers)..... Machine and hand typesetting (including advertisement typesetting)..... Newspapers: publishing and printing..... Periodicals: publishing and printing..... Photoengraving, not done in printing establishments (including preparation of plates).....	1 1 1 1 1 1 5 1 1	288
14	Fabricated structural steel and ornamental metal work, made in plants not operated in connection with rolling mills..... Gray-iron and semisteel castings..... Power boilers and associated products.....	1 2 1		9	Cleaning and polishing preparations, blackings, and dressings..... Compressed and liquefied gases—not made in petroleum refineries or in natural-gasoline plants..... Drugs and medicines (including drug grinding)..... Grease and tallow (except lubricating greases)..... Lubricating oils and greases—not made in petroleum refineries..... Paints, varnishes, and lacquers.....	2 4 2 1 3 1	23
15	Alloying; and rolling and drawing of nonferrous metals, except aluminum..... Sheet-metal work not specifically classified.....	1 1		10	Paving blocks and paving mixtures: asphalt, creosoted wood, and composition.....	1	
16	Radio, radio tubes, and phonographs.....	1		13	Mineral wool..... Monuments, tombstones, cut-stone, and stone products not elsewhere classified.....	1 1	
17	Paper-mill, pulp-mill, and paper-products machinery.....	1		14	Galvanizing and other coating—carried on in plants not operated in connection with rolling mills..... Power boilers and associated products..... Stoves, ranges, water heaters, and hot-air furnaces (except electric)..... Tin cans and other tinware not elsewhere classified..... Wirework not elsewhere classified.....	1 3 2 1 2	41
18	Motor vehicles, motor-vehicle bodies, parts and accessories.....	2		15	Jewelry (precious metals)..... Nonferrous-metal foundries (except aluminum)..... Sheet-metal work not specifically classified.....	1 1 2	
20	Brooms..... Surgical supplies and equipment not elsewhere classified; orthopedic appliances.....	1 1		16	Batteries, storage and primary (dry and wet).....	1	
CITY OF WICHITA				17	Agricultural machinery (except tractors)..... Food-products machinery..... Machine-shop products, not elsewhere classified..... Oil-field machinery and tools..... Printing-trades machinery and equipment.....	2 1 4 1 1	45
1	Biscuit, crackers, and pretzels..... Candy and other confectionery products..... Cereal preparations..... Condensed and evaporated milk..... Flavoring extracts and flavoring sirups, not elsewhere classified..... Food preparations, not elsewhere classified..... Macaroni, spaghetti, vermicelli, and noodles..... Meat packing, wholesale..... Prepared feeds (including mineral) for animals and fowls..... Salad dressings.....	1 1 1 2 1 5 1 3 3 1	10 603 18	20	Brooms..... Surgical supplies and equipment not elsewhere classified; orthopedic appliances.....	3 1	
4	Canvas products (except bags)..... House dresses, uniforms, and aprons—made in inside factories or by jobbers engaging contractors..... Miscellaneous fabricated textile products not elsewhere classified..... Textile bags—not made in textile mills.....	1 1 1 1					
6	Caskets, coffins, burial cases, and other morticians' goods..... Cooperage..... Mattresses and bedsprings..... Partitions, shelving, cabinet work, and office and store fixtures..... Wooden boxes except clear boxes.....	1 2 5 2 1	33				

<sup>1</sup> For group titles, see GENERAL EXPLANATIONS—Changes in number of industries and of industry groups, sec. 27.

# KENTUCKY

DENSITY OF WAGE-EARNER EMPLOYMENT, BY COUNTIES: 1939



## KEY TO PLACES

ASHLAND	4	UNDER 500 WAGE EARNERS
BOWLING GREEN	12	500 TO 2,499 WAGE EARNERS
COVINGTON	1	2,500 OR MORE WAGE EARNERS
FORT THOMAS	3	PLACES OF 10,000 TO 99,999 POPULATION
FRANKFORT	6	PLACES OF 100,000 OR MORE POPULATION
HENDERSON	9	INDUSTRIAL AREA:
HOPKINSVILLE	11	CINCINNATI AREA
LEXINGTON	5	
LOUISVILLE	7	
MIDDLESBOROUGH	13	
NEWPORT	2	
OWENSBORO	8	
PADUCAH	10	

Prepared by the Bureau of the Census, Department of Commerce

# KENTUCKY

TABLE 1.—SUMMARY FOR THE STATE: 1939, 1937, AND 1929

CENSUS YEAR	Number of establishments	Proprietors and firm members	Number of persons employed in manufacturing <sup>1</sup>	Salaries and wages <sup>1</sup>	Cost of materials, supplies, fuel, purchased electric energy, and contract work <sup>2</sup>	Value of products <sup>3</sup>	Value added by manufacture <sup>4</sup>
1939	1,640	1,035	70,718	\$79,920,023	\$293,629,345	\$481,020,771	\$187,400,426
1937	1,624	896	77,799	84,640,222	323,001,076	504,897,342	181,895,666
1929	2,188	1,371	74,640	91,901,243	251,926,358	465,422,871	213,406,613

<sup>1</sup> Figure for 1939 does not include data for employees of manufacturing establishments (except salaried officers of corporations) who were engaged in distribution, construction, and other nonmanufacturing work. For detail, see table 8. It is not known to what extent data for such nonmanufacturing employees were included in figures reported for earlier years. See GENERAL EXPLANATIONS—Persons engaged—general classification.

<sup>2</sup> The aggregates for cost of materials, etc., and value of products include large amounts of duplication due to the use of products of some industries as materials by others. See GENERAL EXPLANATIONS—Duplication in cost of materials and value of products.

<sup>3</sup> Value of products less cost of materials, supplies, fuel, purchased electric energy, and contract work. See GENERAL EXPLANATIONS—Value added by manufacture.

TABLE 2.—SUMMARY FOR THE CINCINNATI INDUSTRIAL AREA, COUNTIES, AND PLACES: 1939

	Population, 1940	Number of establishments	Wage earners (average for year) <sup>1</sup>	Wages <sup>2</sup>	Cost of materials, supplies, fuel, purchased electric energy, and contract work <sup>3</sup>	Value of products <sup>4</sup>	Value added by manufacture <sup>5</sup>
The State	2,845,627	1,040	62,794	\$61,902,354	\$293,629,345	\$481,020,771	\$187,400,426
Cincinnati Industrial Area, total <sup>6</sup>	607,293	1,772	87,384	112,224,524	386,912,580	702,620,018	315,707,438
Portion in Kentucky	165,057	117	5,747	6,975,215	19,653,025	36,244,736	16,591,711
Portion in Ohio	742,236	1,655	81,637	105,249,309	367,259,555	666,375,282	299,115,727
COUNTIES IN KENTUCKY <sup>7</sup>							
Adair	18,566	9	70	29,412	104,040	185,945	81,905
Allen	15,496	6	239	118,063	27,014	248,501	220,587
Anderson	8,936	9	140	113,513	693,572	1,054,834	361,262
Ballard	9,480	4	33	8,799	32,252	53,879	21,627
Barren	27,559	18	261	146,061	224,898	559,130	334,232
Bath <sup>8</sup>	11,451	3	14				
Bell	43,812	18	708	460,789	2,201,651	3,300,280	1,098,629
Boone <sup>9</sup>	10,820	3	27				
Bourbon	17,932	5	14	12,998	88,174	144,409	66,235
Boyd	45,958	31	3,597	6,058,548	26,732,182	39,198,341	12,466,159
Boyle	17,075	12	520	347,902	1,028,497	2,043,837	1,015,340
Bracken	9,389	4	239	161,099	389,252	659,199	299,947
Breathitt <sup>8</sup>	23,946						
Breckinridge	17,744	12	129	80,039	327,518	761,548	434,030
Bullitt <sup>7</sup>	9,511	1					
Butler <sup>8</sup>	14,371						
Caldwell	14,499	9	623	319,197	507,143	1,072,408	565,285
Calloway	19,041	9	180	99,642	223,240	410,052	186,812
Campbell	71,918	37	3,822	4,694,267	8,390,903	17,316,812	8,925,909
Carlisle <sup>7</sup>	7,650	2					
Carroll	8,657	6	120	63,141	112,652	317,160	204,508
Carter	25,545	8	787	629,800	582,320	1,635,058	1,052,738
Casey	19,962	3	12	6,539	16,953	37,815	20,862
Christian	36,129	24	529	283,143	2,196,861	3,147,137	950,276
Clark	17,988	11	239	108,355	343,095	715,130	372,035
Clay <sup>7</sup>	23,901	2					
Clinton <sup>7</sup>	10,279	1					
Crittenden <sup>7</sup>	12,115	4	17				
Cumberland	11,923	7	33	13,046	22,797	58,850	36,053
Davies	52,335	58	2,837	2,308,059	4,716,427	11,270,034	6,553,607
Edmonson <sup>7</sup>	11,344	1					
Elliott <sup>8</sup>	8,713						
Estill <sup>7</sup>	17,978	6	258				
Fayette	78,899	58	630	683,314	5,447,801	9,711,294	4,263,493
Fleming	13,327	6	12	10,110	41,964	76,922	34,958
Floyd	52,986	5	29	16,225	19,585	61,456	41,871
Franklin	23,398	17	1,249	915,483	3,857,819	6,660,887	2,803,068
Fulton	15,413	13	591	345,124	999,143	1,612,334	613,191
Gallatin <sup>7</sup>	4,307	1					
Garrard <sup>7</sup>	11,910	3	13				
Grant <sup>7</sup>	9,876	2					
Graves	31,763	17	1,255	1,199,768	2,771,504	5,173,382	2,401,878
Grayson	17,662	6	8	4,792	69,523	102,638	33,115
Green	12,321	7	34	17,676	64,518	115,484	50,966
Greenup	24,917	7	201	198,397	960,022	1,576,522	609,900
Hancock <sup>7</sup>	6,807	1					
Hardin	29,108	12	320	148,388	285,857	760,836	474,979
Harlan	75,275	17	353	258,013	367,952	1,053,269	695,267
Harrison	15,124	8	38	209,649	33,972	368,116	158,467
Hart	17,239	6	19	10,403	41,285	68,097	26,512

See footnotes at end of table.

TABLE 2.—SUMMARY FOR THE CINCINNATI INDUSTRIAL AREA, COUNTIES, AND PLACES: 1939—Continued

	Population, 1940	Number of establish- ments	Wage earners (average for year) <sup>1</sup>	Wages <sup>1</sup>	Cost of mate- rials, supplies, fuel, purchased electric energy, and contract work <sup>2,3</sup>	Value of products <sup>2,3</sup>	Value added by manu- facture <sup>4</sup>
COUNTIES IN KENTUCKY <sup>5</sup> —continued							
Henderson.....	27,020	25	922	\$606,239	\$2,033,561	\$3,423,298	\$1,389,737
Henry <sup>7</sup> .....	12,220	2					
Hickman.....	9,142	4	17	14,936	81,418	166,970	85,552
Hopkins.....	37,789	20	68	47,110	310,013	684,518	274,505
Jackson <sup>8</sup> .....	16,339						
Jefferson.....	385,392	584	31,114	32,216,403	192,623,222	304,627,919	111,904,697
Jessamine.....	12,174	5	18	10,408	106,763	171,592	64,829
Johnson.....	25,771	4	25	22,569	57,110	138,299	81,189
Kenton.....	68,139	80	1,925	2,280,948	11,262,122	18,927,924	7,665,802
Knott <sup>8</sup> .....	20,007						
Knox.....	31,029	7	154	86,146	142,851	312,650	169,898
Larue <sup>7</sup> .....	9,622	7	47				
Laurel <sup>7</sup> .....	25,640	9	47				
Lawrence.....	17,275	5	19	13,071	123,609	210,791	87,182
Lee <sup>7</sup> .....	10,860	1					
Leslie <sup>7</sup> .....	14,981	2					
Letcher.....	40,592	12	65	42,127	140,345	285,568	140,223
Lewis <sup>7</sup> .....	15,686	4	427				
Lincoln.....	19,859	6	22	15,039	153,507	222,041	68,534
Livingston <sup>8</sup> .....	9,127						
Logan.....	23,345	14	200	179,509	707,592	1,135,323	427,731
Lyon <sup>7</sup> .....	9,067	2					
Madison.....	28,541	7	207	88,058	177,145	468,427	291,282
Magoffin <sup>8</sup> .....	17,490						
Marion.....	16,913	10	72	46,316	340,579	641,617	200,938
Marshall <sup>7</sup> .....	16,602	4	179				
Martin <sup>7</sup> .....	10,970	1					
Mason.....	19,006	13	793	719,042	4,756,245	6,682,702	1,926,457
McCracken.....	48,534	45	2,501	1,992,767	4,623,562	9,694,020	5,370,458
McCreary <sup>7</sup> .....	16,451	4	249				
McLean.....	11,446	4	169	115,926	167,637	378,825	211,188
Meade <sup>7</sup> .....	8,827	3	44				
Menifee <sup>7</sup> .....	5,691	1					
Mercer.....	14,629	7	38	27,663	327,531	509,030	181,469
Metcalf <sup>7</sup> .....	10,853	1					
Monroe.....	14,070	5	8	4,910	45,641	63,627	17,986
Montgomery.....	12,280	9	85	51,631	158,367	291,809	133,442
Morgan <sup>7</sup> .....	16,827	1					
Muhlenberg.....	37,554	11	58	39,046	220,551	373,404	152,853
Nelson.....	18,004	13	166	116,470	830,353	1,405,645	575,292
Nicholas.....	8,617	3	8	6,128	16,186	36,799	20,613
Ohio.....	24,421	7	30	15,856	105,944	185,413	79,469
Oldham <sup>7</sup> .....	10,716	1					
Owen <sup>7</sup> .....	10,942	1					
Owsley <sup>8</sup> .....	8,957						
Pendleton.....	10,392	3	7	9,525	36,422	52,331	15,909
Perry.....	47,828	8	366	249,203	158,807	606,739	447,932
Pike.....	71,122	13	101	101,103	284,228	556,940	272,712
Powell <sup>7</sup> .....	7,671	4	45				
Pulaski.....	39,863	16	182	85,652	368,238	696,050	327,821
Robertson <sup>8</sup> .....	3,419						
Rockcastle <sup>7</sup> .....	17,165	2					
Rowan.....	12,734	8	457	582,304	242,373	1,139,641	897,268
Russell <sup>7</sup> .....	13,615	1					
Scott.....	14,314	7	74	27,138	105,318	199,692	94,374
Shelby.....	17,750	8	108	81,426	281,871	518,484	236,613
Simpson.....	11,782	8	134	60,314	255,519	376,453	120,934
Spencer <sup>7</sup> .....	6,787	2					
Taylor.....	13,656	11	88	59,406	304,361	559,958	255,597
Todd.....	14,234	11	116	73,143	440,345	624,301	183,956
Trigg <sup>7</sup> .....	12,784	5	14				
Trimble <sup>8</sup> .....	5,601						
Union.....	17,411	6	21	14,972	46,949	89,683	52,734
Warren.....	36,631	26	391	324,652	1,807,020	3,001,986	1,134,946
Washington <sup>7</sup> .....	12,965	3	17				
Wayne.....	17,204	10	85	45,955	184,274	273,367	89,093
Webster.....	19,198	9	22	13,860	87,121	140,084	52,963
Whitley.....	33,186	19	128	72,110	243,074	614,893	371,819
Wolfe <sup>8</sup> .....	9,997						
Woodford <sup>7</sup> .....	11,847	7	250				
Undistributed <sup>9</sup> .....		98	1,860	1,377,806	5,115,998	8,968,474	3,852,476
PLACES HAVING 10,000 OR MORE INHABITANTS							
Ashland <sup>10</sup> .....	29,637	24	3,264				
Bowling Green.....	14,585	21	315	255,759	1,152,938	2,047,708	894,770
Covington.....	62,018	69	1,496	1,716,410	5,231,005	10,801,743	5,660,738
Fort Thomas <sup>10</sup> .....	11,034	1					
Frankfort <sup>10</sup> .....	11,492	15	1,200				

See footnotes at end of table.

## CENSUS OF MANUFACTURES: 1939

TABLE 2.—SUMMARY FOR THE CINCINNATI INDUSTRIAL AREA, COUNTIES, AND PLACES: 1939—Continued

	Population, 1940	Number of establish- ments	Wage earners (average for year) <sup>1</sup>	Wages <sup>2</sup>	Cost of mate- rials, supplies, fuel, purchased electric energy, and contract work <sup>3</sup>	Value of products <sup>4</sup>	Value added by manu- facture <sup>5</sup>
PLACES HAVING 10,000 OR MORE INHABITANTS—continued							
Henderson <sup>10</sup>	13,160	16	835				
Hopkinsville	11,724	14	367	\$209,277	\$1,787,010	\$2,578,365	\$790,755
Lexington	49,304	32	333	397,660	900,469	2,535,769	1,635,290
Louisville	319,077	550	29,502	30,374,685	181,222,827	285,703,542	104,480,715
Middlesborough	11,777	13	673	430,240	2,167,355	3,217,120	1,049,765
Newport <sup>10</sup>	30,631	26	1,078				
Owensboro	30,245	48	2,592	2,102,062	3,250,075	8,955,901	5,715,826
Paducah <sup>10</sup>	33,765	43	2,482				

<sup>1</sup> Not including salaried officers and employees nor nonmanufacturing wage earners. The figure for each county or place is an average of the numbers reported for the several months of the year. In calculating it, equal weight must be given to full-time and to part-time wage earners (not reported separately by the manufacturers), and for this reason it exceeds the number that would have been required to perform the work done in the industries if all wage earners had been continuously employed throughout the year. The quotient obtained by dividing the amount of wages by the average number of wage earners cannot, therefore, be accepted as representing the average wage received by full-time wage earners. Each of the averages in this column is correct to the nearest unit, despite the fact that the averages for the several counties do not add exactly to the average for the State. In making comparisons between the figures for 1939 and those for earlier years, the possibility that the proportion of part-time employment varied from year to year should be taken into account.

<sup>2</sup> Profits and losses cannot be calculated from the census figures because no data are collected for certain expense items, such as interest, rent, depreciation, taxes, insurance, and advertising.

<sup>3</sup> See GENERAL EXPLANATIONS—Duplication in cost of materials and value of products.

<sup>4</sup> Value of products less cost of materials, supplies, fuel, purchased electric energy, and contract work. See GENERAL EXPLANATIONS—Value added by manufacture.

<sup>5</sup> For numbers of establishments by "Industry groups," see table 11.

<sup>6</sup> The Cincinnati Industrial Area comprises Campbell and Kenton Counties, Kentucky, and Butler and Hamilton Counties, Ohio.

<sup>7</sup> Figures omitted have been withheld to avoid disclosing exact or approximate data for individual establishments; they are included in the "Undistributed" figures.

<sup>8</sup> No manufacturing reported.

<sup>9</sup> The "Undistributed" figure for number of establishments and a part of the "Undistributed" figure for number of wage earners are included above in the items for the respective counties. The sums of the figures in these two columns are therefore larger than the corresponding State totals.

<sup>10</sup> Figures omitted have been withheld to avoid disclosing exact or approximate data for individual establishments.

TABLE 3.—PERSONS EMPLOYED IN MANUFACTURING ESTABLISHMENTS, BY SEX: 1939 AND 1929

(The 1939 questionnaire, for the first time, called for data on the total number of employees in manufacturing establishments, including those engaged wholly or chiefly in distribution, construction, and other nonmanufacturing activities. It is not known to what extent data for such employees were included in the figures reported for earlier years. This table presents detailed figures for employees receiving pay at any time within the normal pay-roll period ended nearest Oct. 14, 1939, and for such employees on the pay roll on Dec. 14, 1929, or on the nearest representative date. The total for "Wage earners engaged in manufacturing" is not identical with the average for the year (given in other tables), and differs from the number reported for October 1939 or for December 1929, because for both years some manufacturers gave wage-earner figures for months other than those specified. See GENERAL EXPLANATIONS—Persons engaged—general classification)

CLASS AND SEX	1939 (Oct. 14) <sup>1</sup>	1929 (Dec. 14) <sup>1</sup>	CLASS AND SEX	1939 (Oct. 14) <sup>1</sup>	1929 (Dec. 14) <sup>1</sup>
All classes, aggregate <sup>2</sup>	83,390	74,854	Salaried officers and employees—Continued.		
Male	61,484	59,396	All other employees, etc.—Continued.		
Female	21,906	15,458	Engaged in manufacturing:		
Salaried officers and employees, total	14,093	9,932	Male	4,512	
Male	11,291	7,480	Female	1,779	
Female	2,802	2,452	Engaged in distribution:		
Salaried officers of corporations, total	1,333	1,511	Male	4,475	
Male	1,215	1,405	Female	860	
Female	118	106	Engaged in construction:		
All other employees (except wage earners in manu- facturing), total	12,760	8,421	Male	487	
Male	10,076	6,075	Engaged in other work:		
Female	2,684	2,346	Male	302	
			Female	45	
			Wage earners engaged in manufacturing, total	69,297	64,924
			Male	50,103	51,916
			Female	19,104	13,008

<sup>1</sup> See headnote.

<sup>2</sup> Figures do not include data for 1,035 proprietors and firm members for 1939, which were not reported by sex, and 1,371 for 1929.

<sup>3</sup> No data.

TABLE 4.—WAGE EARNERS ENGAGED IN MANUFACTURING, BY MONTHS: 1939, 1937, AND 1929

(The figures for 1939 relate to wage earners engaged in manufacturing only. It is not known to what extent the figures for earlier years include data for nonmanufacturing wage earners. See headnote to table 3)

CENSUS YEAR	Average number employed during year <sup>1</sup>	NUMBER RECEIVING PAY DURING NORMAL PAY-ROLL PERIOD ENDED NEAREST 15TH OF MONTH—											
		January	February	March	April	May	June	July	August	September	October	November	December
1939	62,794	59,429	59,649	60,477	59,731	60,201	60,944	61,765	63,726	65,520	67,074	67,092	67,313
1937	68,998	66,079	62,462	71,108	72,935	72,677	71,299	68,995	71,271	73,550	70,036	65,814	61,740
1929	64,708	61,995	63,979	65,136	64,819	65,359	65,928	66,333	67,889	68,771	65,700	61,574	59,008

<sup>1</sup> See GENERAL EXPLANATIONS—Wage earners and wages.



# KENTUCKY

355

TABLE 5.—SUMMARY FOR ESTABLISHMENTS CLASSIFIED AS TO SIZE BY NUMBER OF WAGE EARNERS: 1939 AND 1929

SIZE CLASS	NUMBER OF ESTABLISHMENTS		WAGE EARNERS (AVERAGE FOR YEAR) <sup>1</sup>		VALUE OF PRODUCTS	VALUE ADDED BY MANUFACTURE <sup>2</sup>
	1939	1929	1939	1929	1939	1939
All establishments.....	1, 640	2, 188	62, 794	64, 708	\$481, 029, 771	\$187, 400, 426
No wage earners.....	57	43			978, 766	426, 475
1 to 5.....	714	1, 207	2, 040	3, 530	19, 285, 921	9, 350, 229
6 to 20.....	441	474	4, 662	5, 271	35, 871, 594	16, 152, 327
21 to 50.....	181	217	5, 953	7, 199	45, 093, 455	19, 033, 263
51 to 100.....	113	115	7, 981	7, 825	59, 892, 573	25, 032, 863
101 to 250.....	97	92	14, 600	14, 208	107, 586, 431	40, 787, 560
251 to 500.....	21	22	7, 584	7, 663	37, 922, 017	16, 594, 731
501 to 1, 000.....	10	13	6, 450	9, 129	38, 972, 025	14, 278, 058
1, 001 to 2, 500.....	3	3	4, 899		39, 663, 327	13, 590, 090
2, 501 or more.....	3	2	8, 674	9, 883	95, 763, 662	32, 154, 834

<sup>1</sup> See headnotes to tables 3 and 4.

<sup>2</sup> See GENERAL EXPLANATIONS—Value added by manufacture.

<sup>3</sup> Combined to avoid disclosing data for individual establishments.

TABLE 6.—SUMMARY FOR ESTABLISHMENTS CLASSIFIED AS TO SIZE BY VALUE OF PRODUCTS: 1939 AND 1929

SIZE CLASS	NUMBER OF ESTABLISHMENTS		WAGE EARNERS (AVERAGE FOR YEAR) <sup>1</sup>		VALUE OF PRODUCTS		VALUE ADDED BY MANUFACTURE <sup>2</sup>	
	1939	1929	1939	1929	1939	1929	1939	1929
All establishments.....	1, 640	2, 188	62, 794	64, 708	\$481, 029, 771	\$465, 422, 871	\$187, 400, 426	\$213, 496, 513
\$5,000 to \$10,999.....	595	973	1, 868	2, 879	6, 423, 959	10, 069, 321	3, 707, 249	6, 092, 964
\$20,000 to \$49,999.....	363	423	2, 375	2, 946	11, 644, 027	13, 511, 363	6, 091, 498	7, 843, 792
\$50,000 to \$99,999.....	217	280	3, 183	4, 278	15, 987, 985	19, 618, 341	7, 788, 633	10, 753, 126
\$100,000 to \$249,999.....	234	220	8, 028	6, 773	37, 331, 713	35, 686, 130	18, 439, 600	18, 648, 062
\$250,000 to \$499,999.....	103	130	7, 613	8, 955	38, 106, 120	45, 757, 071	18, 352, 080	23, 259, 954
\$500,000 to \$999,999.....	80	77	9, 397	8, 584	58, 710, 513	53, 580, 292	28, 027, 773	25, 138, 599
\$1,000,000 to \$2,499,999.....	53	53	11, 007	10, 773	84, 759, 995	78, 437, 243	33, 993, 468	29, 341, 829
\$2,500,000 to \$4,999,999.....	14	20	5, 658	5, 840	46, 898, 813	71, 658, 350	19, 432, 755	22, 593, 052
\$5,000,000 and over.....	11	12	13, 665	13, 680	181, 161, 646	137, 104, 760	51, 567, 310	69, 825, 135

<sup>1</sup> See headnotes to tables 3 and 4.

<sup>2</sup> See GENERAL EXPLANATIONS—Value added by manufacture.

TABLE 7.—ESTABLISHMENTS CLASSIFIED AS UNDER CORPORATE OR OTHER FORM OF OWNERSHIP (OR CONTROL) AND AS UNDER CENTRAL-ADMINISTRATIVE-OFFICE OR INDEPENDENT OPERATION: 1939 AND 1929

TYPE OF OWNERSHIP OR CONTROL, AND OF OPERATION	NUMBER OF ESTABLISHMENTS		WAGE EARNERS (AVERAGE FOR YEAR) <sup>1</sup>		VALUE OF PRODUCTS		VALUE ADDED BY MANUFACTURE <sup>2</sup>	
	1939	1929	1939	1929	1939	1929	1939	1929
Total.....	1, 640	2, 188	62, 794	64, 708	\$481, 029, 771	\$465, 422, 871	\$187, 400, 426	\$213, 496, 513
TYPE OF OPERATION								
1939 <sup>3</sup> :								
Corporate ownership or control:								
Central-administrative-office (plural-unit).....	345	( <sup>4</sup> )	33, 838	( <sup>4</sup> )	303, 838, 042	( <sup>4</sup> )	109, 459, 600	( <sup>4</sup> )
Independent (single-unit).....	606	( <sup>4</sup> )	23, 826	( <sup>4</sup> )	150, 650, 833	( <sup>4</sup> )	65, 981, 274	( <sup>4</sup> )
Noncorporate ownership:								
Central-administrative-office (plural-unit).....	43	( <sup>4</sup> )	1, 045	( <sup>4</sup> )	3, 166, 071	( <sup>4</sup> )	1, 382, 513	( <sup>4</sup> )
Independent (single-unit).....	646	( <sup>4</sup> )	4, 087	( <sup>4</sup> )	23, 374, 825	( <sup>4</sup> )	10, 577, 030	( <sup>4</sup> )
1939 AND 1929 <sup>3</sup> :								
Central-administrative-office (plural-unit), corporate and noncorporate.....	388	234	34, 881	26, 065	307, 004, 113	210, 787, 213	110, 842, 122	96, 499, 82
Independent (single-unit), corporate and noncorporate.....	1, 252	1, 954	27, 913	38, 643	174, 025, 658	254, 635, 658	76, 558, 304	116, 996, 691
TYPE OF OWNERSHIP OR CONTROL								
Corporate.....	951	1, 001	57, 662	58, 334	454, 488, 875	432, 900, 973	175, 440, 863	197, 461, 780
Noncorporate, total.....	689	1, 187	5, 132	6, 374	26, 540, 896	32, 521, 898	11, 959, 563	16, 034, 733
Individual.....	417	( <sup>4</sup> )	2, 857	( <sup>4</sup> )	13, 311, 642	( <sup>4</sup> )	6, 440, 938	( <sup>4</sup> )
Partnership.....	200	( <sup>4</sup> )	2, 206	( <sup>4</sup> )	12, 867, 170	( <sup>4</sup> )	5, 279, 925	( <sup>4</sup> )
Cooperative.....	4							
Other.....	2		69		362, 084		238, 680	

<sup>1</sup> See headnotes to tables 3 and 4.

<sup>2</sup> See GENERAL EXPLANATIONS—Value added by manufacture.

<sup>3</sup> Because of changes in the questionnaire, no comparable figures for 1929 can be given for the first section of this table. For this reason, the items have been regrouped under "1939 and 1929" to present comparable figures so far as this can be done.

<sup>4</sup> No data.

<sup>5</sup> Figures for 1939 combined to avoid disclosing data for individual establishments; no data for 1929.

TABLE 8.—GENERAL STATISTICS FOR

[This table presents separate figures for each industry for which it is possible to publish such figures without disclosing exact or approximate data for individual establishments. Figures are given, however, reported larger numbers of wage

Group No.	INDUSTRY	*Number of establishments	*Pro- pri- etors and firm mem- bers	*PERSONS EMPLOYED IN MANUFACTURING ESTABLISHMENTS <sup>1</sup>						
				Total <sup>2</sup>	Salaried officers of corpo- rations <sup>3</sup>	Manufacturing		Distri- bution	Con- struc- tion	Other
						Salaried employ- ees <sup>2</sup>	Wage earners (average for year) <sup>4</sup>			
1	All industries, total.....	1,640	1,035	76,887	1,333	6,591	62,794	5,335	487	347
2	17 Agricultural machinery (except tractors).....	4	2	523	7	29	410	76	-----	1
3	15 Aluminum products (including rolling and drawing and extruding), not elsewhere classified.....	4	3	359	-----	39	282	1	1	36
4	16 Batteries, storage and primary (dry and wet).....	4	1	95	3	7	78	7	-----	-----
5	20 Beauty-shop and barber-shop equipment.....	3	2	31	-----	4	27	-----	-----	-----
6	8 Bookbinding and related industries.....	3	5	19	-----	1	18	-----	-----	-----
7	1 Bread and other bakery products (except biscuit, crackers, and pretzels).....	117	103	2,107	27	108	1,765	182	1	24
8	13 Brick and hollow structural tile.....	18	9	511	19	32	425	10	25	-----
9	20 Brooms.....	9	5	228	6	10	201	11	-----	-----
10	1 Candy and other confectionery products.....	9	6	400	7	17	288	83	-----	5
11	1 Canned and dried fruits and vegetables (including canned soups).....	12	9	209	-----	13	196	-----	-----	-----
12	6 Caskets, coffins, burial cases, and other morticians' goods.....	6	4	112	3	13	81	15	-----	-----
13	1 Cheese.....	14	1	89	-----	16	70	3	-----	-----
14	13 Clay products (except pottery) not elsewhere classified.....	3	2	78	1	4	70	1	-----	-----
15	13 Clay refractories, including refractory cement (clay).....	11	-----	1,550	7	92	1,419	10	21	1
16	9 Compressed and liquefied gases—not made in petroleum refineries or in natural-gasoline plants.....	5	-----	102	-----	13	65	24	-----	-----
17	13 Concrete products.....	18	10	242	10	17	170	45	-----	-----
18	1 Condensed and evaporated milk.....	8	-----	312	4	29	215	49	5	10
19	6 Cooperage.....	7	2	640	5	20	613	2	-----	-----
20	3 Cordage and twine.....	3	-----	497	6	28	450	13	-----	-----
21	1 Creamery butter.....	19	6	398	4	67	240	67	10	10
22	9 Drugs and medicines (including drug grinding).....	9	7	178	9	54	66	43	3	3
23	17 Elevators, escalators, and conveyors.....	5	-----	335	8	27	262	35	3	-----
24	8 Engraving (steel, copperplate, and wood); plate printing.....	9	4	116	9	14	83	10	-----	-----
25	9 Explosives.....	3	-----	55	-----	2	53	-----	-----	-----
26	14 Fabricated structural steel and ornamental metal work, made in plants not operated in connection with rolling mills.....	8	3	403	13	44	302	44	-----	-----
27	9 Fertilizers.....	3	-----	185	4	14	134	30	-----	3
28	1 Flour and other grain-mill products.....	134	188	1,143	43	143	802	147	-----	8
29	1 Food preparations, not elsewhere classified.....	11	5	188	4	14	125	45	-----	-----
30	17 Food-products machinery.....	3	-----	66	7	18	34	7	-----	-----
31	12 Footwear (except rubber).....	4	-----	1,679	-----	77	1,602	-----	-----	-----
32	8 General commercial (job) printing.....	78	64	1,337	68	135	1,068	66	-----	-----
33	16 Generating, distribution, and industrial apparatus, and apparatus for in- corporation in manufactured products, not elsewhere classified.....	3	-----	279	5	51	184	39	-----	-----
34	14 Gray-iron and semisteel castings.....	9	1	375	16	22	328	10	-----	-----
35	14 Hardware not elsewhere classified.....	4	-----	205	6	23	172	4	-----	-----
36	3 Hosiery—full-fashioned.....	5	-----	828	6	10	761	51	-----	-----
37	3 Hosiery—seamless.....	3	-----	795	4	16	775	-----	-----	-----
38	4 Housefurnishings (except curtains, draperies, and bedspreads).....	4	2	153	4	12	110	17	-----	1
39	6 Household furniture, except upholstered.....	29	17	3,850	46	286	3,410	101	4	3
40	1 Ice cream and ices.....	30	22	254	18	22	105	13	1	5
41	1 Ice, manufactured.....	77	24	819	45	73	269	415	6	11
42	17 Industrial machinery, not elsewhere classified.....	3	-----	147	7	40	94	6	-----	-----
43	9 Insecticides, fungicides, and related industrial and household chemical compounds.....	4	3	77	4	11	55	3	3	1
44	12 Leather: tanned, curried, and finished—regular factories or jobbers en- gaging contractors.....	3	1	317	-----	22	295	-----	-----	-----
45	1 Liquors, distilled.....	45	-----	2,300	82	419	1,671	64	39	25
46	1 Liquors, rectified or blended.....	6	2	291	4	61	204	22	-----	-----
47	8 Lithographing and photo-lithographing (including preparation of stones or plates and dry transfers).....	5	1	387	10	48	281	45	2	1
48	8 Machine and hand typesetting (including advertisement typesetting).....	3	0	20	-----	1	19	-----	-----	-----
49	17 Machine-shop products, not elsewhere classified.....	11	6	1,267	14	200	891	162	-----	-----
50	17 Machine-shop repairs.....	16	18	146	6	16	124	-----	-----	-----
51	17 Machine-tool and other metalworking-machinery accessories, metal- cutting and shaping tools, and machinists' precision tools.....	3	1	19	2	4	13	-----	-----	-----
52	1 Malt liquors.....	8	-----	1,180	25	98	758	203	27	9
53	6 Mattresses and bedsprings.....	7	2	200	11	16	246	14	3	-----
54	1 Meat packing, wholesale.....	29	22	1,679	36	131	1,078	396	25	13
55	4 Men's and boys' hats and caps (except felt and straw).....	3	1	70	4	2	69	5	-----	-----
56	4 Men's and boys' suits, coats, and overcoats (except work clothing)—made in inside factories or by jobbers engaging contractors.....	9	1	2,083	14	85	2,513	71	-----	-----
57	13 Mirrors and other glass products made of purchased glass.....	3	-----	82	8	7	58	9	-----	-----
58	4 Miscellaneous fabricated textile products not elsewhere classified.....	4	2	148	5	21	94	28	-----	-----
59	13 Monuments, tombstones, cut-stone, and stone products not elsewhere classified.....	12	8	131	12	14	89	16	-----	-----
60	8 Newspapers: publishing and printing.....	117	108	2,106	51	834	940	281	-----	-----
61	8 Newspapers: publishing without printing.....	3	-----	36	2	22	1	11	-----	-----
62	1 Nonalcoholic beverages.....	80	53	1,142	73	113	401	543	2	10
63	15 Nonferrous-metal foundries (except aluminum).....	4	1	71	6	7	58	-----	-----	-----
64	9 Paints, varnishes, and lacquers.....	24	-----	820	42	96	484	192	4	2
65	7 Paperboard containers and boxes not elsewhere classified.....	6	-----	275	6	29	227	12	1	-----
66	10 Paving blocks and paving mixtures: asphalt, creosoted wood, and com- position.....	5	-----	166	14	10	140	1	-----	1

See footnotes at end of table.

## THE STATE, BY INDUSTRIES: 1939

ments, and gives statistics for the remaining industries both in combination ("Other industries") and by industry groups. Certain of the industries for which combined earners or larger values of products than some of those shown separately]

SALARIES AND WAGES							COST OF MATERIALS, SUPPLIES, FUEL, PURCHASED ELECTRIC ENERGY, AND CONTRACT WORK					Value of products	Value added by manufacture	
Total <sup>1</sup>	Salaries of officers of corporations <sup>2</sup>	Manufacturing		Distribution	Construction	Other	Total	Materials and supplies	Fuel	Purchased electric energy	Contract work			
Dollars	Dollars	Dollars	Dollars	Dollars	Dollars	Dollars	Dollars	Dollars	Dollars	Dollars	Dollars	Dollars	Dollars	
89,452,058	6,432,315	11,585,354	61,902,354	8,552,610	631,614	347,911	293,629,345	282,249,949	6,843,554	3,226,734	1,300,108	481,029,771	187,400,426	1
(0)	(0)	(0)	(0)	(0)	(0)	(0)	(0)	(0)	(0)	(0)	(0)	(0)	(0)	2
(0)	(0)	(0)	(0)	(0)	(0)	(0)	(0)	(0)	(0)	(0)	(0)	(0)	(0)	3
(0)	(0)	(0)	(0)	(0)	(0)	(0)	(0)	(0)	(0)	(0)	(0)	(0)	(0)	4
19,853	1,352	18,501	18,501	18,501	18,501	18,501	8,170	7,511	254	414	414	43,289	35,110	5
2,471,762	104,386	187,273	1,965,880	182,875	2,692	28,656	4,904,288	4,787,562	108,952	97,774	97,774	9,973,239	4,978,951	7
304,758	33,098	45,693	289,756	20,034	6,277	---	215,386	81,176	108,328	24,882	---	726,207	510,821	8
173,302	14,160	15,378	127,460	16,304	---	---	297,764	292,003	2,055	3,706	---	530,490	232,726	9
337,105	24,520	22,711	101,602	94,951	---	3,321	836,390	813,966	9,758	12,666	---	1,398,680	562,490	10
41,740	---	5,757	35,939	---	50	---	184,408	180,127	2,920	805	556	255,021	70,613	11
161,001	21,597	31,143	83,611	24,740	---	---	226,512	218,914	3,187	4,411	---	497,891	271,370	12
81,037	---	20,600	57,524	2,933	---	---	604,696	584,487	10,128	10,081	---	820,968	216,272	13
(0)	(0)	(0)	(0)	(0)	(0)	(0)	(0)	(0)	(0)	(0)	(0)	(0)	(0)	14
1,668,736	46,979	174,836	1,399,253	23,647	22,511	1,610	1,088,744	597,121	368,135	123,488	---	3,015,092	2,826,348	15
(0)	(0)	(0)	(0)	(0)	(0)	(0)	(0)	(0)	(0)	(0)	(0)	(0)	(0)	16
200,678	33,920	29,812	146,024	51,422	---	---	852,866	839,982	4,268	8,626	---	1,418,162	565,296	17
364,682	17,292	46,022	242,354	45,136	6,430	7,448	3,712,689	3,637,937	52,613	22,139	---	5,166,294	1,453,605	18
580,702	20,240	48,815	501,008	10,039	---	---	2,357,143	2,337,232	14,205	5,706	---	3,453,263	1,096,120	19
(0)	(0)	(0)	(0)	(0)	(0)	(0)	(0)	(0)	(0)	(0)	(0)	(0)	(0)	20
452,883	15,653	112,343	218,744	84,325	7,572	14,246	4,649,891	4,463,725	39,144	47,022	---	5,566,260	1,016,309	21
241,972	49,115	56,524	52,532	78,110	3,830	1,861	250,502	245,680	2,359	2,463	---	1,349,697	1,099,105	22
533,653	47,292	30,292	384,218	112,885	3,466	---	722,744	622,315	18,460	5,737	76,202	1,300,837	578,063	23
116,578	26,140	10,602	60,469	13,350	---	---	99,467	93,470	508	2,752	2,737	294,096	194,629	24
72,469	---	5,000	67,469	---	---	---	95,757	84,566	1,721	9,440	---	301,892	205,545	25
564,214	55,574	70,718	348,061	89,861	---	---	858,890	832,971	7,068	14,386	4,465	2,073,262	1,214,372	26
171,494	23,582	24,601	76,727	44,926	---	1,568	1,001,061	996,943	518	3,600	---	1,572,078	571,017	27
1,102,272	110,988	191,120	691,843	182,905	---	6,407	11,571,063	11,340,137	70,204	160,722	---	15,157,323	3,586,260	28
204,608	17,549	19,348	109,080	58,601	---	---	757,088	745,546	5,525	6,017	---	1,270,171	513,083	29
(0)	(0)	(0)	(0)	(0)	(0)	(0)	(0)	(0)	(0)	(0)	(0)	(0)	(0)	30
1,315,120	---	98,045	1,216,475	---	---	---	2,519,760	2,495,940	2,971	20,830	---	5,275,611	2,755,861	31
1,609,466	182,559	227,331	1,212,035	77,531	---	---	1,871,009	1,783,315	16,328	38,608	32,758	4,417,307	2,546,298	32
(0)	(0)	(0)	(0)	(0)	(0)	(0)	(0)	(0)	(0)	(0)	(0)	(0)	(0)	33
440,624	46,732	40,101	339,293	14,498	---	---	420,547	355,277	47,218	18,052	---	967,297	546,750	34
245,420	32,581	34,924	163,720	14,195	---	---	322,278	310,785	2,507	8,926	---	725,908	403,630	35
831,410	28,199	30,460	664,252	108,463	---	---	749,284	728,758	4,321	16,205	---	2,138,978	1,389,688	36
444,985	21,895	23,824	399,286	---	---	---	518,392	501,278	6,297	10,817	---	1,226,785	708,393	37
137,030	12,700	15,666	81,235	26,639	---	790	449,833	414,537	1,373	8,102	25,821	704,154	254,321	38
3,692,352	201,209	420,898	3,063,616	196,540	5,234	4,855	4,798,982	4,644,215	72,434	74,510	7,823	10,637,152	5,838,170	39
303,937	64,002	31,566	90,739	108,769	3,654	5,207	927,701	870,127	13,435	44,139	---	1,775,512	847,611	40
880,569	147,441	104,842	278,716	327,768	12,722	9,080	366,208	96,003	89,990	210,275	---	2,162,173	1,765,905	41
293,826	68,760	71,412	132,741	20,913	---	---	244,989	234,392	2,906	5,431	2,260	828,336	583,347	42
(0)	(0)	(0)	(0)	(0)	(0)	(0)	(0)	(0)	(0)	(0)	(0)	(0)	(0)	43
(0)	(0)	(0)	(0)	(0)	(0)	(0)	(0)	(0)	(0)	(0)	(0)	(0)	(0)	44
3,203,073	439,267	698,703	1,850,738	93,291	100,675	20,399	9,918,067	9,252,805	523,085	142,177	---	20,401,940	10,483,873	45
808,088	12,449	73,325	191,832	30,482	---	---	1,873,209	1,865,062	2,270	5,877	---	3,030,504	1,157,295	46
584,503	52,564	94,472	339,058	94,213	4,100	96	398,413	369,951	5,421	7,656	15,385	1,220,087	830,674	47
24,016	---	702	23,314	---	---	---	3,599	541	490	1,386	1,182	67,198	63,599	48
1,835,621	160,360	289,209	1,025,680	360,372	---	---	2,192,045	2,094,291	69,072	25,178	3,504	6,671,511	4,479,466	49
189,552	12,956	24,966	151,630	---	---	---	99,072	92,567	1,516	4,866	123	385,812	286,740	50
29,240	9,300	4,260	15,680	---	---	---	35,795	34,774	383	638	---	79,457	43,602	51
1,947,877	169,417	193,053	1,052,361	481,695	42,848	8,503	2,074,322	1,915,982	119,016	39,324	---	7,425,887	5,351,565	52
284,181	38,240	21,829	189,730	31,782	2,600	---	602,668	593,591	3,115	5,926	36	1,160,743	564,075	53
2,170,266	215,433	245,723	1,112,175	546,374	34,687	15,874	18,547,953	18,547,450	92,124	78,279	100	22,312,527	3,694,574	54
(0)	(0)	(0)	(0)	(0)	(0)	(0)	(0)	(0)	(0)	(0)	(0)	(0)	(0)	55
2,560,236	96,255	163,586	2,155,067	145,328	---	---	4,114,666	4,078,948	18,468	17,250	---	8,130,301	4,015,635	56
(0)	(0)	(0)	(0)	(0)	(0)	(0)	(0)	(0)	(0)	(0)	(0)	(0)	(0)	57
161,224	45,799	26,669	49,805	38,961	---	---	211,868	155,421	784	2,697	49,966	404,877	253,009	58
180,254	34,798	21,752	109,455	14,249	---	---	167,478	152,884	2,078	12,395	121	451,728	284,250	59
3,466,422	237,818	1,425,597	1,387,505	445,502	---	---	1,957,132	1,705,035	21,346	84,088	146,663	7,996,497	6,039,365	60
(0)	(0)	(0)	(0)	(0)	(0)	(0)	(0)	(0)	(0)	(0)	(0)	(0)	(0)	61
1,522,547	290,724	163,610	348,516	712,838	1,265	5,594	3,402,426	3,392,196	22,237	47,293	700	8,348,418	4,885,992	62
92,013	6,400	16,821	69,792	---	---	---	116,929	101,909	9,452	5,568	---	184,531	184,531	63
1,016,668	289,342	195,998	657,445	458,432	4,126	1,315	5,241,141	5,152,318	33,254	55,569	---	9,218,013	3,676,872	64
398,029	74,512	61,391	218,604	41,760	2,362	---	933,558	934,482	9,156	9,920	---	1,722,532	768,974	65
132,372	59,200	26,220	39,488	7,200	---	264	168,483	150,869	15,728	1,886	---	499,045	330,562	66

## CENSUS OF MANUFACTURES: 1939

TABLE 8.—GENERAL STATISTICS FOR THE

Group No.	INDUSTRY	*Number of establishments	*Proprietors and firm members	*PERSONS EMPLOYED IN MANUFACTURING ESTABLISHMENTS <sup>1</sup>						
				Total <sup>2</sup>	Salaried officers of corporations <sup>3</sup>	Manufacturing		Distribution	Construction	Other
						Salaried employees <sup>2</sup>	Wage earners (average for year) <sup>3</sup>			
1	8	7	1	116	8	33	65	10		
2	8	10	3	65	4	29	1	31		
3	10	9		709	0	117	566	12	64	4
4	8									
5	1	4		61	7	6	36	12		
6	5	5	2	254	6	39	166	43		
7	1									
8	14	41	26	1,043	48	69	820	96		10
9	1	0	5	76	1	8	63	4		
10	1	4		85	8	12	62	3		
11	1	9	5	114	5	12	91	6		
12	1	4		267	5	13	217	24	1	7
13	17									
14	12	3		100	6	17	73	4		
15	1	9	5	222	7	19	172	24		
16	1	7	3	76	4	2	54	16		
17	5									
18	13	140	130	3,382	37	220	3,055	66	1	3
19	13	3		331	6	7	305	11	2	
20	15	10	12	189	5	29	118	26	2	
21	15	9	2	347	13	41	270	23		
22	13	3	1	21			15			
23	14	3		5,527	13	351	4,974	92	97	
24	14	4		641	13	57	471	98		2
25	20									
26	2	4	3	14	2	4	7	1		
27	2	13	10	1,217	17	104	968	45	43	40
28	4	5		496	16	14	453	1		12
29	6	4		132	8	8	116			
30	6	3	3	96	2	9	77	8		
31	6	6	1	400	7	27	358	8		
32	6	4		419		23	396			
33	6	9	6	327	3	20	304			
34	4	9	3	1,480	8	43	1,402	25		2
35		223	89	29,366	271	1,969	25,778	1,034	192	122
OTHER INDUSTRIES, BY INDUSTRY GROUPS <sup>4</sup>										
36	1	8	3	846	15	58	702	47		24
37	3	15	3	2,133	20	89	1,973	43		8
38	4									
39	5	20	15	2,474	19	94	2,303	53		5
40	6	7	7	215	3	11	199	2		
41	6	10	4	195	3	22	160	14		
42	7	5	4	237	5	11	219	2		
43	8	10	1	385	16	67	280	22		
44	9	17	4	483	10	74	333	44	18	4
45	12	7	3	399	4	25	370			
46	13	18	8	631	27	53	477	54	20	
47	14	16	1	9,050	33	621	8,779	120	97	
48	15	15	13	1,078	7	123	800	18	1	69
49	16	12	1	2,589	15	274	2,123	177		
50	17	27	4	1,428	57	162	1,066	132	1	10
51	19	3		401	3	28	366	4		
52	20	16	12	691	13	71	547	60		
53	2	7								
54	10	2								
55	11	2	6	5,531	21	186	5,025	242	55	2
56	18	6								

<sup>1</sup> As the figures for number of establishments and for personnel for those industries for which monetary items are withheld are given for the individual industries and are also included in the "Other industries" figures, the sums of the figures are larger than the totals shown for "All industries."

<sup>2</sup> See headnote to table 3 and GENERAL EXPLANATIONS—Persons engaged—general classification.

<sup>3</sup> Figures do not include data for personnel of central-administrative offices.

<sup>4</sup> Each of the averages in this column is correct to the nearest unit, despite the fact that the averages for the several industries do not add exactly to the 1939 average for all industries. See GENERAL EXPLANATIONS—Wage earners and wages.

## STATE, BY INDUSTRIES: 1939—Continued

SALARIES AND WAGES							COST OF MATERIALS, SUPPLIES, FUEL, PURCHASED ELECTRIC ENERGY, AND CONTRACT WORK					Value of products	Value added by manufacture <sup>4</sup>
Total <sup>1</sup>	Salaries of officers of corporations <sup>2</sup>	Manufacturing		Distribution	Construction	Other	Total	Materials and supplies	Fuel	Purchased electric energy	Contract work		
Dollars	Dollars	Dollars	Dollars	Dollars	Dollars	Dollars	Dollars	Dollars	Dollars	Dollars	Dollars	Dollars	Dollars
150,870	31,812	55,471	78,265	21,322	-----	-----	55,002	46,178	1,142	2,698	4,984	329,536	274,534
98,026	11,640	47,540	936	38,804	-----	-----	152,162	5,060	78	156	146,868	383,941	231,779
1,288,625	34,575	323,827	817,778	20,280	85,325	6,840	18,004,344	17,337,813	666,474	100,057	-----	21,305,269	3,300,925
95,442	17,435	9,890	51,471	16,646	-----	-----	23,330	13,383	550	1,685	7,712	139,224	115,894
265,534	22,160	58,051	130,549	55,074	-----	-----	923,784	913,359	8,248	2,177	-----	1,456,814	533,030
1,128,315	186,820	79,528	758,185	87,011	-----	16,771	1,749,615	1,692,326	20,061	37,228	-----	3,630,813	1,881,198
47,030	1,000	10,130	32,576	3,324	-----	-----	443,049	439,378	1,770	1,901	-----	522,933	79,884
118,460	30,694	16,901	63,863	7,002	-----	-----	140,886	143,251	1,154	2,481	-----	338,056	101,170
126,688	12,326	15,265	90,818	8,679	-----	-----	2,062,126	2,039,180	5,654	17,292	-----	2,615,865	553,739
298,620	37,534	24,195	193,265	37,319	1,267	5,340	1,024,985	1,008,050	14,499	2,436	-----	1,536,860	511,875
( <sup>3</sup> )	( <sup>3</sup> )	( <sup>3</sup> )	( <sup>3</sup> )	( <sup>3</sup> )	-----	-----	( <sup>3</sup> )	( <sup>3</sup> )	( <sup>3</sup> )	( <sup>3</sup> )	-----	( <sup>3</sup> )	( <sup>3</sup> )
218,819	26,700	24,295	134,403	33,421	-----	-----	408,776	393,050	2,121	4,155	9,450	726,369	317,593
76,758	7,400	4,368	50,280	14,710	-----	-----	713,813	702,647	4,672	6,494	-----	844,507	130,754
2,490,457	195,470	311,340	1,855,517	116,129	2,869	9,132	3,517,461	3,001,320	89,225	67,475	359,441	7,515,320	3,997,859
384,288	31,321	25,481	293,123	32,794	1,569	-----	163,813	55,674	104,439	3,700	-----	676,720	512,907
241,561	20,940	59,653	113,657	44,311	3,000	-----	493,394	485,089	2,230	5,199	876	885,608	392,214
489,341	77,432	71,717	297,997	42,195	-----	-----	462,301	440,048	7,134	7,204	7,915	1,188,563	726,262
22,460	5,812	-----	15,929	719	-----	-----	16,704	15,861	753	90	-----	51,503	34,769
( <sup>3</sup> )	( <sup>3</sup> )	( <sup>3</sup> )	( <sup>3</sup> )	( <sup>3</sup> )	( <sup>3</sup> )	( <sup>3</sup> )	( <sup>3</sup> )	( <sup>3</sup> )	( <sup>3</sup> )	( <sup>3</sup> )	-----	( <sup>3</sup> )	( <sup>3</sup> )
867,872	134,616	112,320	441,609	176,743	-----	2,524	1,035,154	1,004,536	13,129	17,489	-----	2,633,477	1,598,323
17,418	4,944	2,509	9,290	675	-----	-----	10,033	9,218	390	425	-----	47,911	37,878
1,284,452	72,300	236,435	708,545	91,358	52,348	33,466	6,346,223	6,300,051	29,267	16,905	-----	9,587,274	3,241,051
224,480	30,550	18,409	163,643	1,375	-----	-----	195,448	185,088	1,572	5,007	3,781	582,663	387,215
157,734	32,575	9,586	115,573	-----	-----	-----	269,481	264,268	2,535	2,678	-----	506,984	237,603
( <sup>3</sup> )	( <sup>3</sup> )	( <sup>3</sup> )	( <sup>3</sup> )	( <sup>3</sup> )	-----	-----	( <sup>3</sup> )	( <sup>3</sup> )	( <sup>3</sup> )	( <sup>3</sup> )	-----	( <sup>3</sup> )	( <sup>3</sup> )
329,955	31,824	34,243	256,998	6,890	-----	-----	569,369	554,082	3,702	11,585	-----	1,087,652	518,283
364,939	-----	49,121	315,818	-----	-----	-----	2,868,686	2,816,767	40,487	11,432	-----	3,828,437	959,751
252,703	16,000	30,433	206,270	-----	-----	-----	299,607	281,855	3,140	14,412	200	738,799	439,102
788,453	20,600	58,783	686,100	20,720	-----	2,250	1,333,371	1,301,332	11,698	17,939	2,402	2,468,146	1,134,775
86,258,173	1,606,838	3,892,757	28,276,291	2,130,980	218,135	124,172	149,527,043	143,968,972	3,867,265	1,295,729	395,077	227,563,901	78,026,858
960,594	108,400	110,558	591,523	117,994	15,644	16,475	8,872,254	8,778,441	56,983	36,830	-----	10,875,193	2,002,939
1,830,937	105,515	164,468	1,480,449	72,289	-----	8,216	4,399,051	4,229,053	59,876	110,122	-----	7,771,704	3,372,713
1,671,388	99,162	142,694	1,332,038	93,899	-----	3,595	4,572,153	4,240,567	7,126	24,538	299,922	6,845,807	2,273,654
239,816	13,000	41,835	176,492	8,489	-----	-----	475,528	463,636	3,714	8,178	-----	851,824	376,296
196,962	7,960	33,343	135,486	20,173	-----	-----	231,540	220,276	4,009	7,255	-----	497,353	265,813
251,325	48,810	18,065	181,420	3,030	-----	-----	667,078	659,758	1,679	5,641	-----	1,218,419	551,341
734,189	87,319	142,318	451,953	52,509	-----	-----	423,503	377,783	6,083	16,463	23,174	1,562,903	1,139,400
716,620	67,211	101,148	351,230	99,990	20,610	7,431	2,344,060	2,171,200	60,326	107,134	-----	4,308,831	1,964,171
463,396	33,630	50,107	379,659	-----	-----	-----	2,683,175	2,623,016	27,705	22,454	10,000	3,652,458	969,283
904,657	160,605	117,005	490,997	107,292	28,758	-----	1,018,800	770,014	212,661	34,610	1,509	2,966,516	1,947,716
14,055,434	154,908	1,377,745	12,166,012	240,997	115,772	-----	28,066,168	24,433,956	3,035,894	586,913	9,405	50,158,766	22,092,601
1,440,747	44,378	196,248	1,108,138	26,772	1,040	72,171	3,390,312	3,231,494	53,540	15,201	17	5,957,693	2,567,681
2,035,508	108,842	547,107	1,899,589	379,910	-----	-----	3,215,339	3,129,584	22,130	63,315	300	8,709,299	5,493,990
1,975,363	317,580	230,577	1,157,498	255,330	1,426	12,952	2,616,802	2,481,720	45,104	42,597	47,881	5,048,549	3,031,747
404,105	26,060	36,748	333,438	7,859	-----	-----	596,783	576,278	8,047	12,458	-----	1,212,824	610,041
821,100	69,197	118,727	504,733	128,443	-----	-----	914,804	886,652	4,834	19,949	3,369	2,417,291	1,502,487
6,650,062	154,291	404,004	5,537,636	524,914	25,885	3,332	85,039,093	84,695,534	251,554	92,005	-----	112,898,108	27,859,015

<sup>1</sup> Value of products less cost of materials, supplies, fuel, purchased electric energy, and contract work. See GENERAL EXPLANATIONS—Value added by manufacture.<sup>2</sup> Figures omitted have been withheld to avoid disclosing exact or approximate data for individual establishments; they are included in the "Other industries" figures.<sup>3</sup> For numbers of establishments and of wage earners in individual industries, see table 12.46  
47  
48  
49  
50

TABLE 9.—GENERAL STATISTICS FOR THE CINCINNATI

[This table presents, for the Cincinnati Industrial Area, separate figures for each industry for which it is possible to publish such figures without disclosing exact or approximate figures for which combined figures are given, however, reported larger numbers]

Group No.	INDUSTRY	*Number of establishments	*Pro- pri- etors and firm mem- bers	*PERSONS EMPLOYED IN MANUFACTURING ESTABLISHMENTS <sup>1</sup>						
				Total <sup>2</sup>	Salaried officers of corpo- rations <sup>2</sup>	Manufacturing		Distri- bution	Con- struction	Other
						Salaried employ- ees <sup>2</sup>	Wage earners (average for year) <sup>2</sup>			
	All industries, total.....	1,772	1,112	109,101	1,660	11,336	87,384	7,960	453	308
1 19	Aircraft and parts, including aircraft engines.....	3		158	6	25	113	14		
2 15	Aluminum products (including rolling and drawing and extruding), not elsewhere classified.....	4	3	82	3	11	64	2	1	1
3 16	Batteries, storage and primary (dry and wet).....	3	2	57		4	52	1		
4 1	Biscuit, crackers, and pretzels.....	7	3	555	9	54	469	18	5	
5 8	Bookbinding and related industries.....	18	23	324	8	25	270	21		
6 8	Books: printing without publishing.....	12	3	316	20	24	256	16		
7 8	Books: publishing without printing.....	3		165	1	142		22		
8 12	Boot and shoe cut stock and findings.....	7	5	246	4	17	224	1		
9 1	Bread and other bakery products (except biscuit, crackers, and pretzels).....	180	195	2,719	31	116	2,220	301	11	40
10 13	Brick and hollow structural tile.....	3	5	64	3	4	56	1		
11 20	Brooms.....	3	4	45	1	6	36	2		
12 20	Brushes.....	6	5	61	6	1	49	5		
13 1	Candy and other confectionery products.....	18	7	740	14	32	654	39		1
14 1	Canned and dried fruits and vegetables (including canned soups).....	6	4	158		14	140	4		
15 4	Canvas products (except bags).....	4	3	59	3	3	26	27		
16 6	Caskets, coffins, burial cases, and other morticians' goods.....	5	1	404	1	20	350	33		
17 1	Cheese.....	4	1	5			4			
18 9	Chemicals not elsewhere classified.....	12	1	1,247	12	143	1,042	41	9	
19 2	Cigars.....	7	2	308	9	10	266	23		
20 9	Cleaning and polishing preparations, blackings, and dressings.....	13	12	143	5	50	67	21		
21 7	Coated and glazed paper.....	4		122	3	14	92	13		
22 9	Compressed and liquefied gases—not made in petroleum refineries or in natural-gasoline plants.....	8		117	2	13	72	30		
23 13	Concrete products.....	35	22	280	18	21	227	23		
24 1	Condensed and evaporated milk.....	4	2	47	4	5	15	23		
25 7	Converted paper products not elsewhere classified.....	4	1	847	4	105	684	54		
26 6	Cooperage.....	5	3	128	3	6	119			
27 3	Cotton narrow fabrics.....	3		119	7	7	98	7		
28 1	Creamery butter.....	12	4	259	2	33	181	41		2
29 14	Doors, window sash, frames, molding, and trim (made of metal).....	3		208	7	23	153	25		
30 16	Electrical products not elsewhere classified.....	4	1	38	7	2	27	2		
31 15	Electroplating, plating, and polishing.....	7	8	129	5	12	104	7		1
32 8	Electrotyping and stereotyping, not done in printing establishments.....	4		299	6	17	261	15		
33 17	Elevators, escalators, and conveyors.....	6	4	405	13	80	264	36		3
34 14	Enameled-iron sanitary ware and other plumbers' supplies (not including pipe and vitreous and semivitreous china sanitary ware).....	4	3	115	1	5	105	4		
35 8	Engraving (steel, copperplate, and wood); plate printing.....	5	10	35	3	1	31	3		
36 20	Fabricated plastic products, not elsewhere classified.....	6	1	710	8	86	605	11		
37 14	Fabricated structural steel and ornamental metal work, made in plants not operated in connection with rolling mills.....	16	3	620	28	56	480	54		2
38 9	Fertilizers.....	5		368		28	261	47	2	
39 7	Fiber cans, tubes, and similar products.....	4	1	103	3	3	85	11		
40 1	Flavoring extracts and flavoring sirups, not elsewhere classified.....	8	5	95	6	8	60	21		
41 1	Flour and other grain-mill products.....	6	12	58	2	5	42	8		1
42 1	Food preparations, not elsewhere classified.....	15	12	309	5	33	250	21		
43 17	Food-products machinery.....	10		981	24	192	734	31		
44 12	Footwear (except rubber).....	12	4	3,611	13	100	3,427	62	9	
45 14	Forgings, iron and steel—made in plants not operated in connection with rolling mills.....	6		192	16	36	137		1	2
46 8	General commercial (job) printing.....	130	122	2,379	78	257	1,861	183		
47 16	Generating, distribution, and industrial apparatus, and apparatus for incorporation in manufactured products, not elsewhere classified.....	10	1	1,041	8	257	690	77	6	3
48 14	Gray-iron and semisteel castings.....	17	5	1,283	35	98	1,133	17		
49 9	Grease and tallow (except lubricating greases).....	5	4	294	8	31	234	9	12	
50 20	Hand stamps, stencils, and brands.....	7	13	44	1	4	28	11		
51 14	Hardware not elsewhere classified.....	5		142	4	17	116	5		
52 4	House dresses, uniforms, and aprons—made in inside factories or by job- bers engaging contractors.....	7	6	105	2	2	92	8		1
53 4	Household furnishings (except curtains, draperies, and bedspreads).....	6	2	207	8	6	160	20	1	3
54 6	Household furniture, except upholstered.....	11	9	584	11	33	503	37		
55 1	Ice cream and ices.....	28	25	210	16	13	137	51		2
56 1	Ice, manufactured.....	23	4	331	23	22	104	151	5	26
57 12	Industrial leather belting and packing leather.....	3		22	5	1	12	4		
58 17	Industrial machinery, not elsewhere classified.....	8	2	205	14	21	142	28		
59 9	Insecticides, fungicides, and related industrial and household chemical compounds.....	12	1	176	15	35	105	20		1
60 15	Jewelry (precious metals).....	16	19	280	11	21	200	46	1	1
61 6	Laboratory, hospital, and other professional furniture.....	3	2	115	3	6	102	4		
62 15	Lighting fixtures.....	4	1	1,285	4	101	1,159	17		4
63 8	Lithographing and photo-lithographing (including preparation of stones or plates and dry transfers).....	17	7	4,047	22	80	890	55		
64 8	Machine and hand typesetting (including advertisement typesetting).....	8	4	150	6	12	122	10		
65 17	Machine-shop products, not elsewhere classified.....	18	14	383	22	60	291	9	1	

See footnotes at end of table.

## INDUSTRIAL AREA, BY INDUSTRIES: 1939

mate data for individual establishments, and gives statistics for the remaining industries both in combination ("Other industries") and by industry groups. Certain of the of wage earners or larger values of products than some of those shown separately)

SALARIES AND WAGES							COST OF MATERIALS, SUPPLIES, FUEL, PURCHASED ELECTRIC ENERGY, AND CONTRACT WORK					Value of products	Value added by manufacture
Total	Salaries of officers of corporations	Manufacturing		Distribution	Construction	Other	Total	Materials and supplies	Fuel	Purchased electric energy	Contract work		
Dollars	Dollars	Dollars	Dollars	Dollars	Dollars	Dollars	Dollars	Dollars	Dollars	Dollars	Dollars	Dollars	Dollars
163,044,483	10,858,753	23,486,210	112,224,524	15,302,052	808,291	304,653	386,912,580	369,397,626	9,138,356	4,133,721	4,242,877	702,620,018	315,707,438
(1)	(1)	(1)	(1)	(1)	(1)	(1)	(1)	(1)	(1)	(1)	(1)	(1)	(1)
(2)	(2)	(2)	(2)	(2)	(2)	(2)	(2)	(2)	(2)	(2)	(2)	(2)	(2)
(3)	(3)	(3)	(3)	(3)	(3)	(3)	(3)	(3)	(3)	(3)	(3)	(3)	(3)
(4)	(4)	(4)	(4)	(4)	(4)	(4)	(4)	(4)	(4)	(4)	(4)	(4)	(4)
467,284	43,942	48,820	321,105	53,417	(5)	(5)	251,981	219,403	3,775	5,815	22,988	981,252	729,271
548,331	93,605	41,222	378,974	34,470	(5)	(5)	418,175	358,509	1,572	11,511	46,583	1,248,189	830,014
(5)	(5)	(5)	(5)	(5)	(5)	(5)	(5)	(5)	(5)	(5)	(5)	(5)	(5)
178,086	12,517	18,617	145,352	1,600	(5)	(5)	382,676	375,162	3,778	3,736	(5)	647,346	264,670
3,830,669	185,390	244,887	3,000,431	351,565	17,089	30,707	6,777,647	6,484,481	184,810	108,356	(5)	14,403,768	7,626,121
(5)	(5)	(5)	(5)	(5)	(5)	(5)	(5)	(5)	(5)	(5)	(5)	(5)	(5)
(5)	(5)	(5)	(5)	(5)	(5)	(5)	(5)	(5)	(5)	(5)	(5)	(5)	(5)
685,444	39,005	54,611	530,210	71,314	(5)	295	2,509,204	2,476,737	15,144	17,323	(5)	3,725,469	1,216,265
(5)	(5)	(5)	(5)	(5)	(5)	(5)	(5)	(5)	(5)	(5)	(5)	(5)	(5)
(5)	(5)	(5)	(5)	(5)	(5)	(5)	(5)	(5)	(5)	(5)	(5)	(5)	(5)
604,415	835	45,250	392,939	65,391	(5)	(5)	625,862	603,304	14,572	7,986	(5)	1,396,788	770,926
6,364	2,756	(5)	3,508	(5)	(5)	(5)	41,066	38,448	857	1,761	(5)	58,959	17,893
2,091,932	110,502	446,386	1,430,684	92,160	12,200	(5)	8,380,375	8,067,952	196,185	116,238	(5)	14,722,728	6,342,353
(5)	(5)	(5)	(5)	(5)	(5)	(5)	(5)	(5)	(5)	(5)	(5)	(5)	(5)
(5)	(5)	(5)	(5)	(5)	(5)	(5)	(5)	(5)	(5)	(5)	(5)	(5)	(5)
(5)	(5)	(5)	(5)	(5)	(5)	(5)	(5)	(5)	(5)	(5)	(5)	(5)	(5)
189,711	3,600	27,497	96,728	61,886	(5)	(5)	186,502	150,149	7,571	28,782	(5)	766,952	580,450
390,597	53,780	36,671	267,816	32,330	(5)	(5)	1,422,150	1,375,844	22,454	22,461	1,400	2,757,956	1,335,797
94,170	13,520	10,659	25,479	44,512	(5)	(5)	388,843	376,176	6,695	5,972	(5)	578,941	190,098
(5)	(5)	(5)	(5)	(5)	(5)	(5)	(5)	(5)	(5)	(5)	(5)	(5)	(5)
(5)	(5)	(5)	(5)	(5)	(5)	(5)	(5)	(5)	(5)	(5)	(5)	(5)	(5)
114,546	12,800	11,324	90,422	(5)	(5)	(5)	430,485	425,687	1,347	3,451	(5)	667,113	236,628
156,906	34,776	17,941	92,935	11,254	(5)	(5)	242,788	234,247	1,400	6,691	450	566,541	323,753
379,631	28,600	47,525	216,579	83,803	(5)	3,124	3,473,734	3,413,931	42,355	17,448	(5)	4,225,763	752,029
297,460	35,420	30,277	193,723	38,046	(5)	(5)	264,632	253,313	4,932	2,387	4,000	720,833	456,201
50,709	14,200	2,600	29,534	4,375	(5)	(5)	52,949	50,992	645	1,312	(5)	130,898	77,940
221,592	45,300	21,306	145,857	8,390	(5)	739	83,220	64,143	2,783	16,294	(5)	433,713	350,493
548,091	37,663	40,484	415,866	45,078	(5)	(5)	265,034	217,730	5,064	31,295	10,945	971,382	706,348
686,326	71,788	165,599	348,574	93,245	(5)	7,120	854,473	697,868	9,867	12,812	133,926	2,145,810	1,291,337
154,577	4,701	8,875	134,907	6,094	(5)	(5)	144,843	131,030	5,890	6,619	1,304	422,023	277,180
45,438	6,504	2,340	33,546	3,048	(5)	(5)	24,083	18,211	(5)	908	4,964	119,099	95,016
(5)	(5)	(5)	(5)	(5)	(5)	(5)	(5)	(5)	(5)	(5)	(5)	(5)	(5)
887,944	116,877	93,058	562,003	114,269	(5)	1,737	1,463,790	1,372,367	9,112	20,568	61,743	3,207,025	1,743,235
500,450	(5)	58,895	336,964	97,870	(5)	6,727	2,266,622	2,224,446	3,907	38,269	(5)	3,237,111	970,489
123,103	22,441	8,059	75,039	17,564	(5)	(5)	160,987	157,923	394	2,670	(5)	407,347	246,360
165,178	39,300	21,268	71,918	32,692	(5)	(5)	544,614	534,610	6,795	3,109	(5)	982,163	437,649
71,267	8,345	6,230	43,106	12,726	(5)	800	706,438	691,857	1,692	12,889	(5)	873,533	167,095
292,537	9,123	48,151	205,923	29,640	(5)	(5)	1,753,673	1,733,073	19,642	25,925	(5)	2,754,011	955,471
1,602,210	132,738	308,421	982,110	78,941	(5)	(5)	1,566,426	1,515,327	21,086	21,515	8,498	4,532,727	2,906,301
3,447,116	94,367	143,905	3,060,458	145,092	(5)	3,293	4,995,532	4,936,922	14,318	30,865	13,437	11,072,666	6,077,134
397,678	123,703	75,414	195,516	(5)	1,950	1,095	640,615	601,534	29,575	9,506	(5)	1,272,635	632,020
3,676,097	404,654	453,841	2,504,524	313,678	(5)	(5)	4,853,423	4,594,550	23,780	89,438	145,655	11,290,304	6,436,941
1,699,455	61,000	473,360	950,001	200,907	9,150	5,067	2,274,077	2,215,977	29,837	28,263	(5)	5,628,397	3,354,320
1,915,767	165,909	201,108	1,523,696	25,054	(5)	(5)	1,327,715	1,151,797	111,371	64,547	(5)	3,968,170	2,641,455
(5)	(5)	(5)	(5)	(5)	(5)	(5)	(5)	(5)	(5)	(5)	(5)	(5)	(5)
60,877	3,640	0,896	38,881	11,460	(5)	(5)	35,411	33,051	851	1,459	50	143,798	108,387
183,607	20,042	22,463	125,027	15,375	(5)	(5)	284,008	278,260	1,548	4,200	(5)	591,407	307,399
79,203	4,385	2,037	62,289	9,816	(5)	676	112,715	111,021	286	1,408	(5)	239,955	127,240
228,853	24,919	11,897	128,590	59,501	1,173	2,773	701,403	691,309	2,951	7,143	(5)	1,136,265	434,862
743,697	69,608	67,679	552,801	54,119	(5)	(5)	979,360	936,764	7,047	23,488	11,161	2,127,609	1,148,149
298,748	55,022	20,910	140,749	79,467	(5)	2,600	1,287,701	1,236,812	12,580	38,803	(5)	2,493,956	1,206,255
524,162	85,497	37,727	157,973	202,367	9,141	31,457	226,210	40,530	19,069	166,611	(5)	1,292,570	1,066,360
37,962	11,391	1,716	15,190	9,665	(5)	(5)	55,746	54,804	527	113,129	(5)	57,383	57,383
381,162	96,966	40,798	191,629	45,770	(5)	(5)	322,954	310,038	3,550	5,739	3,621	856,664	533,710
319,033	68,079	72,141	130,945	46,960	(5)	899	752,374	725,884	14,321	10,828	1,341	1,536,466	784,092
387,996	35,674	33,269	246,351	70,151	1,892	669	665,047	652,679	1,347	4,757	6,264	1,306,790	641,743
152,282	12,500	11,597	118,741	9,444	(5)	(5)	167,057	162,551	865	3,641	(5)	494,824	327,767
(5)	(5)	(5)	(5)	(5)	(5)	(5)	(5)	(5)	(5)	(5)	(5)	(5)	(5)
1,696,867	200,283	162,273	1,225,535	108,775	(5)	(5)	1,543,762	1,375,161	40,946	27,447	100,208	4,420,990	2,877,228
283,808	32,800	18,556	209,666	22,587	(5)	(5)	42,258	19,907	862	4,805	(5)	453,530	453,272
670,531	118,451	118,346	422,401	9,855	1,478	(5)	591,480	536,453	24,136	28,712	2,179	1,586,107	994,627

TABLE 9.—GENERAL STATISTICS FOR THE CINCINNATI

Group No.	INDUSTRY	*Number of establishments	*Pro- pri- etors and firm mem- bers	*PERSONS EMPLOYED IN MANUFACTURING ESTABLISHMENTS 1						
				Total 2	Salaried officers of corporations 3	Manufacturing		Distri- bution	Con- struction	Other
						Salaried employ- ees 4	Wage earners (average for year) 5			
1 17	Machine-shop repairs.....	12	10	78	8	2	60	8		
2 17	Machine-tool and other metalworking-machinery accessories, metal-cutting and shaping tools, and machinists' precision tools.....	18	19	257	12	25	209	10		1
3 17	Machine tools.....	26	3	8,338	65	1,425	6,555	232	1	30
4 1	Malt liquors.....	16		2,050	35	139	1,224	612	25	15
5 6	Mattresses and bedsprings.....	8		804	11	16	248	29		
6 17	Measuring and dispensing pumps.....	3		252	6	46	170	30		
7 1	Meat packing, wholesale.....	34	37	2,109	27	167	1,624	276	4	11
8 17	Mechanical power-transmission equipment.....	3		315	9	70	231	6		
9 4	Men's and boys' hats and caps (except felt and straw).....	3	5	57		5	38	14		
10 4	Men's and boys' suits, coats, and overcoats (except work clothing)—made in inside factories or by jobbers engaging contractors.....	33	17	5,218	58	286	4,446	410	2	7
11 17	Metalworking machinery and equipment, not elsewhere classified.....	7	2	1,122	10	248	836	18	10	
12 13	Mirrors and other glass products made of purchased glass.....	10	7	352	14	17	284	37		
13 20	Miscellaneous fabricated products not elsewhere classified.....	4	2	44	2	5	35	2		
14 4	Miscellaneous fabricated textile products not elsewhere classified.....	3	2	39		3	32	2		2
15 20	Models and patterns (except paper patterns).....	15	18	183	4	9	164	6		
16 13	Monuments, tombstones, cut-stone, and stone products not elsewhere classified.....	11	8	93	7	11	69	4		2
17 18	Motor vehicles, motor-vehicle bodies, parts and accessories.....	15	9	3,485	19	291	2,979	195		1
18 8	Newspapers: publishing and printing.....	12	7	1,967	16	705	890	349	7	
19 8	Newspapers: publishing without printing.....	4	1	44		26	9	9		
20 1	Nonalcoholic beverages.....	20	12	577	16	14	249	289	2	7
21 15	Nonferrous-metal foundries (except aluminum).....	11	6	178	10	10	151	7		
22 15	Nonferrous-metal products not elsewhere classified.....	11	9	1,552	25	77	1,283	175	2	
23 17	Office and store machines not elsewhere classified.....	3	7	175	2	30	143			
24 9	Paints, varnishes, and lacquers.....	21	5	556	13	77	432	34		
25 7	Paper and paperboard mills.....	12		4,986	41	582	4,010	214	128	11
26 7	Paper bags, except those made in paper mills.....	8		1,026	22	81	871	52		
27 7	Paperboard containers and boxes not elsewhere classified.....	19	2	2,263	32	147	1,896	80	8	
28 6	Partitions, shelving, cabinet work, and office and store fixtures.....	7	4	77	2	8	64	3		
29 10	Paving blocks and paving mixtures: asphalt, creosoted wood, and composition.....	6		120	2	9	109			
30 8	Periodicals: publishing and printing.....	10	4	829	18	108	603	100		
31 8	Periodicals: publishing without printing.....	27	4	306	23	233	2	48		
32 8	Photoengraving, not done in printing establishments (including preparation of plates).....	13	7	211	22	22	139	28		
33 1	Pickled fruits and vegetables and vegetable sauces and seasonings.....	5	12	7			7			
34 5	Planing mills not operated in conjunction with sawmills.....	25	15	801	28	96	616	60	2	1
35 1	Poultry dressing and packing, wholesale.....	7	7	34	1	2	24	7		
36 14	Power boilers and associated products.....	6		255	15	37	186	17		
37 1	Prepared feeds (including mineral) for animals and fowls.....	7	1	269	8	23	198	39	1	
38 1	Preserves, jams, jellies, and fruit butters.....	4	1	225	5	12	188	14	1	5
39 9	Printing ink.....	9	2	204	12	35	131	25	1	
40 17	Pumping equipment and air compressors.....	8	3	188	6	23	125	34		
41 17	Refrigerators, domestic (mechanical and absorption), refrigeration machinery and equipment, and complete air-conditioning units.....	4	1	664	9	67	483	105		
42 11	Rubber products not elsewhere classified.....	5	5	153	4	17	98	30	4	
43 12	Saddlery, harness, and whips.....	3	8	25		5	15	5		
44 14	Safes and vaults.....	4	2	493	6	81	374	23	3	6
45 1	Sausages, prepared meats, and other meat products—not made in meat-packing establishments.....	15	15	155	3	8	101	42		1
46 14	Screw-machine products and wood screws.....	4	5	80	2	11	65	2		
47 15	Sheet-metal work not specifically classified.....	23	11	604	27	29	539	09		
48 20	Signs, advertising displays, and advertising novelties.....	27	14	1,111	27	86	856	142		
49 15	Silverware and plated ware.....	3		106	4	2	82	18		
50 17	Special-industry machinery, not elsewhere classified.....	3		196	6	25	140	25		
51 20	Sporting and athletic goods not elsewhere classified.....	4	2	491	1	18	405	7		
52 14	Stamped and pressed metal products (except automobile stampings).....	12	6	1,346	22	157	1,100	67		
53 14	Stoves, ranges, water heaters, and hot-air furnaces (except electric).....	6		1,871	11	173	1,500	167	30	
54 20	Surgical supplies and equipment not elsewhere classified; orthopedic appliances.....	9	7	296	7	37	178	74		
55 4	Textile bags—not made in textile mills.....	3	2	66	1	3	58	4		
56 14	Tin cans and other tinware not elsewhere classified.....	6		1,113	3	53	1,012	20	25	
57 2	Tobacco (chewing and smoking) and snuff.....	8	5	1,167	6	66	1,085	8		2
58 6	Upholstered household furniture.....	9	5	315	4	18	260	25		8
59 6	Window shades.....	5	1	444	5	5	423	11		
60 1	Wines.....	3	3	30		2	16	12		
61 14	Wirework not elsewhere classified.....	10	2	268	8	26	226	8		
62 16	Wiring devices and supplies.....	4		121	12	14	89	6		
63 4	Women's and misses' dresses (except house dresses)—made in inside factories or by jobbers engaging contractors.....	3	5	544	2	12	505	23	2	
64 6	Wooden boxes except cigar boxes.....	5	1	161	1	10	133	11		
65 6	Wood products not elsewhere classified.....	10	6	283	9	20	259	5		
66 17	Woodworking machinery.....	8	4	68	7	6	43	13		

See footnotes at end of table.



## INDUSTRIAL AREA, BY INDUSTRIES: 1939—Continued

SALARIES AND WAGES							COST OF MATERIALS, SUPPLIES, FUEL, PURCHASED ELECTRIC ENERGY, AND CONTRACT WORK					Value of products	Value added by manufacture <sup>4</sup>	
Total <sup>1</sup>	Salaries of officers of corporations <sup>2</sup>	Manufacturing		Distribution	Construction	Other	Total	Materials and supplies	Fuel	Purchased electric energy	Contract work			
Dollars	Dollars	Dollars	Dollars	Dollars	Dollars	Dollars	Dollars	Dollars	Dollars	Dollars	Dollars	Dollars	Dollars	
110,094	17,657	3,505	79,063	9,869			69,408	61,716	1,116	4,186	2,390	246,682	177,274	1
435,918	57,563	49,796	312,398	14,719		1,442	241,980	228,185	2,823	9,742	1,230	919,300	677,320	2
10,354,255	871,015	3,408,841	11,354,034	625,137	1,426	34,002	13,253,697	12,350,526	220,886	278,439	403,846	39,159,810	25,906,113	3
3,778,383	288,773	310,943	1,907,063	1,169,393	82,113	20,098	4,414,001	4,144,960	221,847	47,194		15,313,265	10,899,264	4
397,741	61,019	23,954	264,985	57,655		128	1,294,812	1,285,058	4,354	5,400		2,835,970	989,158	5
( <sup>3</sup> )	( <sup>3</sup> )	( <sup>3</sup> )	( <sup>3</sup> )	( <sup>3</sup> )			( <sup>3</sup> )	( <sup>3</sup> )	( <sup>3</sup> )	( <sup>3</sup> )		( <sup>3</sup> )	( <sup>3</sup> )	6
3,350,563	304,826	282,108	2,139,806	563,881	7,708	42,144	31,644,666	31,445,044	139,672	59,950		38,123,402	6,488,736	7
( <sup>3</sup> )	( <sup>3</sup> )	( <sup>3</sup> )	( <sup>3</sup> )	( <sup>3</sup> )			( <sup>3</sup> )	( <sup>3</sup> )	( <sup>3</sup> )	( <sup>3</sup> )		( <sup>3</sup> )	( <sup>3</sup> )	8
47,780	5,997	35,071	6,712				58,368	57,734	179	455		172,423	114,055	9
5,946,512	407,777	556,575	4,395,722	576,684	3,500	6,254	8,275,728	7,351,925	32,978	55,120	835,705	17,088,531	8,812,803	10
1,876,463	71,186	464,252	1,297,697	32,402	10,926		1,154,515	1,092,265	14,304	18,785	29,161	3,499,487	2,344,672	11
412,115	62,036	29,240	258,823	62,016			435,965	419,443	6,117	9,087	1,318	1,007,576	671,611	12
39,971	3,510	5,990	28,065	2,400			61,066	58,005	1,240	1,221		129,030	67,964	13
31,710		4,680	23,717	1,707		1,600	53,278	51,646	394	1,238		123,614	70,330	14
358,740	34,520	16,189	297,104	10,927			97,343	90,545	748	5,935	115	620,642	523,299	15
140,531	20,606	19,148	91,996	5,791		3,000	80,724	68,581	4,727	7,416		268,585	187,861	16
5,463,256	94,329	640,883	4,386,634	335,030		380	31,239,719	30,955,821	131,057	152,641	200	42,428,277	11,188,558	17
8,996,786	127,287	1,462,097	1,837,704	556,877	12,821		2,237,941	2,007,029	67,768	153,144		9,131,568	6,893,627	18
71,772		52,397	6,565	13,810			67,674	138	290	526	56,720	231,801	174,127	19
877,943	51,992	37,769	306,728	472,155	3,796	5,503	1,945,458	1,904,690	17,654	23,214		4,835,075	2,889,617	20
289,817	40,058	25,097	214,318	10,344			414,040	382,769	17,682	13,589		894,955	480,915	21
2,257,350	208,892	143,308	1,520,222	371,928	4,000		2,731,725	2,625,511	36,549	69,665		9,900,488	4,168,763	22
( <sup>3</sup> )	( <sup>3</sup> )	( <sup>3</sup> )	( <sup>3</sup> )	( <sup>3</sup> )			( <sup>3</sup> )	( <sup>3</sup> )	( <sup>3</sup> )	( <sup>3</sup> )		( <sup>3</sup> )	( <sup>3</sup> )	23
871,849	127,186	163,707	519,448	61,008			4,893,789	4,811,754	35,849	46,136		8,194,563	3,300,824	24
8,139,682	436,012	1,303,369	5,546,845	554,598	280,018	15,740	16,895,302	15,712,051	1,030,969	152,282		30,201,339	13,306,037	25
1,382,630	174,355	154,065	910,006	143,304			4,537,627	4,487,771	19,105	30,751		6,606,171	2,068,544	26
3,269,053	216,401	337,299	2,550,452	149,226	15,675		8,713,046	8,485,097	87,507	52,367	88,075	14,989,146	6,270,100	27
( <sup>3</sup> )	( <sup>3</sup> )	( <sup>3</sup> )	( <sup>3</sup> )	( <sup>3</sup> )			( <sup>3</sup> )	( <sup>3</sup> )	( <sup>3</sup> )	( <sup>3</sup> )		( <sup>3</sup> )	( <sup>3</sup> )	28
126,603	8,900	21,527	101,236				638,650	617,466	17,868	3,316		1,177,960	539,310	29
1,478,139	124,883	248,521	965,897	138,838			1,020,595	881,041	20,084	18,559	100,911	4,508,094	3,487,499	30
598,273	149,205	382,014	3,280	63,774			1,067,579	57,239	2,623	1,742	1,005,975	3,122,760	2,055,181	31
559,187	135,843	42,818	307,256	53,270			106,331	83,915	778	6,677	14,961	824,155	717,824	32
6,741		6,741	6,741				62,838	62,105	343	390		86,706	33,868	33
927,450	94,217	151,659	584,841	89,898	2,405	4,439	1,836,934	1,779,436	32,502	24,996		3,401,100	1,564,166	34
33,523	2,400	2,028	20,775	8,320			456,683	454,772	820	1,091		548,375	91,692	35
477,804	41,250	87,380	286,430	62,744			376,065	353,996	3,393	18,676		1,059,519	683,454	36
416,657	43,996	32,629	236,361	101,408	2,263		2,405,947	2,364,483	7,913	33,551		3,217,941	811,994	37
287,190	57,040	21,817	154,918	20,988	1,267	2,150	743,479	735,225	5,800	2,454		1,330,830	587,351	38
414,950	58,255	100,717	195,083	51,713	182		764,135	740,774	2,052	21,203	106	1,631,390	807,255	39
311,525	40,063	43,140	164,638	54,678			527,094	504,764	2,747	5,383	14,200	1,077,233	550,130	40
( <sup>3</sup> )	( <sup>3</sup> )	( <sup>3</sup> )	( <sup>3</sup> )	( <sup>3</sup> )			( <sup>3</sup> )	( <sup>3</sup> )	( <sup>3</sup> )	( <sup>3</sup> )		( <sup>3</sup> )	( <sup>3</sup> )	41
( <sup>3</sup> )	( <sup>3</sup> )	( <sup>3</sup> )	( <sup>3</sup> )	( <sup>3</sup> )			( <sup>3</sup> )	( <sup>3</sup> )	( <sup>3</sup> )	( <sup>3</sup> )		( <sup>3</sup> )	( <sup>3</sup> )	42
( <sup>3</sup> )	( <sup>3</sup> )	( <sup>3</sup> )	( <sup>3</sup> )	( <sup>3</sup> )			( <sup>3</sup> )	( <sup>3</sup> )	( <sup>3</sup> )	( <sup>3</sup> )		( <sup>3</sup> )	( <sup>3</sup> )	43
( <sup>3</sup> )	( <sup>3</sup> )	( <sup>3</sup> )	( <sup>3</sup> )	( <sup>3</sup> )			( <sup>3</sup> )	( <sup>3</sup> )	( <sup>3</sup> )	( <sup>3</sup> )		( <sup>3</sup> )	( <sup>3</sup> )	44
196,079	8,703	16,005	112,202	57,698		1,471	1,069,554	1,045,877	7,595	16,082		1,445,214	375,660	45
( <sup>3</sup> )	( <sup>3</sup> )	( <sup>3</sup> )	( <sup>3</sup> )	( <sup>3</sup> )			( <sup>3</sup> )	( <sup>3</sup> )	( <sup>3</sup> )	( <sup>3</sup> )		( <sup>3</sup> )	( <sup>3</sup> )	46
1,187,766	257,762	84,003	680,537	165,494			4,706,733	4,668,332	12,678	21,155	4,568	7,043,276	2,336,543	47
1,478,486	147,437	154,540	870,329	306,180			1,468,740	1,418,554	18,441	25,094	6,651	3,796,532	2,327,792	48
119,995	13,800	6,043	79,191	20,961			48,591	41,022	2,822	4,747		194,203	145,612	49
( <sup>3</sup> )	( <sup>3</sup> )	( <sup>3</sup> )	( <sup>3</sup> )	( <sup>3</sup> )			( <sup>3</sup> )	( <sup>3</sup> )	( <sup>3</sup> )	( <sup>3</sup> )		( <sup>3</sup> )	( <sup>3</sup> )	50
( <sup>3</sup> )	( <sup>3</sup> )	( <sup>3</sup> )	( <sup>3</sup> )	( <sup>3</sup> )			( <sup>3</sup> )	( <sup>3</sup> )	( <sup>3</sup> )	( <sup>3</sup> )		( <sup>3</sup> )	( <sup>3</sup> )	51
1,972,025	229,843	308,555	1,217,666	215,961			2,999,926	2,908,136	31,717	40,656	10,417	6,341,080	3,341,154	52
2,445,496	84,687	311,938	1,709,823	287,745	60,303		2,309,560	2,159,972	71,140	78,439		6,553,815	4,244,255	53
352,356	35,487	50,118	161,024	105,727			242,699	235,009	687	3,474	3,529	796,885	554,186	54
( <sup>3</sup> )	( <sup>3</sup> )	( <sup>3</sup> )	( <sup>3</sup> )	( <sup>3</sup> )			( <sup>3</sup> )	( <sup>3</sup> )	( <sup>3</sup> )	( <sup>3</sup> )		( <sup>3</sup> )	( <sup>3</sup> )	55
1,541,004	34,154	166,387	1,241,471	59,091	39,901		6,640,061	6,575,178	40,150	22,956	1,777	10,231,697	3,591,636	56
( <sup>3</sup> )	( <sup>3</sup> )	( <sup>3</sup> )	( <sup>3</sup> )	( <sup>3</sup> )			( <sup>3</sup> )	( <sup>3</sup> )	( <sup>3</sup> )	( <sup>3</sup> )		( <sup>3</sup> )	( <sup>3</sup> )	57
394,563	7,800	43,821	273,320	60,022		9,600	577,178	565,013	5,510	5,077	1,578	1,193,229	610,051	58
( <sup>3</sup> )	( <sup>3</sup> )	( <sup>3</sup> )	( <sup>3</sup> )	( <sup>3</sup> )			( <sup>3</sup> )	( <sup>3</sup> )	( <sup>3</sup> )	( <sup>3</sup> )		( <sup>3</sup> )	( <sup>3</sup> )	59
( <sup>3</sup> )	( <sup>3</sup> )	( <sup>3</sup> )	( <sup>3</sup> )	( <sup>3</sup> )			( <sup>3</sup> )	( <sup>3</sup> )	( <sup>3</sup> )	( <sup>3</sup> )		( <sup>3</sup> )	( <sup>3</sup> )	60
293,832	28,224	44,850	208,316	12,442			527,586	501,046	4,599	8,951	12,990	1,097,469	569,883	61
230,448	69,905	24,887	123,135	12,521			314,978	307,226	2,601	5,161		752,630	437,652	62
557,959	30,400	18,588	434,725	68,980	2,860	2,406	1,073,539	1,063,315	3,385	6,839		1,787,740	714,201	63
212,355	6,616	30,958	132,754	42,028			315,613	281,921	5,539	6,119	22,034	695,548	379,935	64
329,933	37,555	46,011	238,719	7,648			533,057	514,582	2,388	13,303	2,784	1,074,446	541,359	65
108,797	19,870	7,693	58,203	23,331			176,713	136,226	1,744	2,169	36,634	391,937	215,224	66

## CENSUS OF MANUFACTURES: 1939

TABLE 9.—GENERAL STATISTICS FOR THE CINCINNATI

Group No.	INDUSTRY	*Num- ber of estab- lish- ments	* Pro- pri- tors and firm mem- bers	* PERSONS EMPLOYED IN MANUFACTURING ESTABLISHMENTS <sup>1</sup>						
				Total <sup>2</sup>	Salaried officers of corpora- tions <sup>3</sup>	Manufacturing		Distri- bution	Con- struc- tion	Other
						Salaried employ- ees <sup>3</sup>	Wage earners (average for year) <sup>3</sup>			
1	Other Industries <sup>4</sup> .....	395	227	37,094	378	3,695	30,581	2,167	156	117
	OTHER INDUSTRIES, BY INDUSTRY GROUPS <sup>5</sup>									
2	1 Food and kindred products.....	36	16	1,889	24	210	1,487	141	7	
3	2 Textile-mill products and other fiber manufactures.....	16	13	1,009	28	66	851	60		4
4	4 Apparel and other finished products made from fabrics and similar materials.....	59	49	3,304	37	90	2,982	179	6	10
5	6 Furniture and finished lumber products.....	24	10	1,577	15	43	1,407	43	8	1
6	7 Paper and allied products.....	12	5	1,247	7	125	1,037	76	2	
7	8 Printing, publishing, and allied industries.....	7		1,278	3	257	976	42		
8	9 Chemicals and allied products.....	51	24	3,814	47	771	2,401	484	17	4
9	10 Products of petroleum and coal.....	5		956		71	885			
10	12 Leather and leather products.....	12	10	717	8	34	649	25		
11	13 Stone, clay, and glass products.....	14	16	1,067	9	59	976	23		
12	14 Iron and steel and their products, except machinery.....	33	18	9,195	45	822	7,864	307	100	57
13	15 Nonferrous metals and their products.....	24	16	2,328	23	220	1,906	135	7	37
14	16 Electrical machinery.....	11	2	1,499	17	126	1,091	265		
15	17 Machinery (except electrical).....	30	17	2,820	52	451	2,088	225	2	2
16	20 Miscellaneous industries.....	38	19	2,628	38	232	2,269	86	3	
17	2 Tobacco manufactures.....	15	7	1,475	15	76	1,351	31		2
18	11 Rubber products.....	5	5	153	4	17	98	30	4	
19	Transportation equipment except automobiles.....	3		158	6	25	113	14		

<sup>4</sup>As the figures for number of establishments and for personnel for those industries for which monetary items are withheld are given for the individual industries and are also included in the "Other industries" figures, the sums of the figures are larger than the totals shown for "All industries."

<sup>1</sup>See headnote to table 3 and GENERAL EXPLANATIONS—Persons engaged—general classification.

<sup>2</sup>Figures do not include data for personnel of central-administrative offices.

<sup>3</sup>Each of the averages in this column is correct to the nearest unit, despite the fact that the averages for the several industries do not add exactly to the 1939 average for all industries. See GENERAL EXPLANATIONS—Wage earners and wages.

## INDUSTRIAL AREA, BY INDUSTRIES: 1939—Continued

SALARIES AND WAGES							COST OF MATERIALS, SUPPLIES, FUEL, PURCHASED ELECTRIC ENERGY, AND CONTRACT WORK					Value of products	Value added by manufacture <sup>4</sup>
Total <sup>1</sup>	Salaries of officers of corporations <sup>2</sup>	Manufacturing		Distribution	Construction	Other	Total	Materials and supplies	Fuel	Purchased electric energy	Contract work		
Dollars	Dollars	Dollars	Dollars	Dollars	Dollars	Dollars	Dollars	Dollars	Dollars	Dollars	Dollars	Dollars	Dollars
53,744,224	2,536,782	7,502,040	38,809,253	4,468,277	212,434	124,538	161,523,004	163,323,813	5,857,478	1,507,256	834,457	274,103,922	112,680,018
2,620,520	115,558	421,000	1,800,973	266,540	16,440	-----	17,057,096	16,639,844	354,249	63,003	-----	26,938,932	9,881,836
1,296,791	181,073	125,236	897,231	89,601	-----	3,650	3,021,378	2,902,148	80,502	38,728	-----	6,384,690	3,363,312
2,834,779	209,042	171,437	2,104,856	334,387	6,553	7,604	5,467,899	5,400,348	13,212	27,617	26,722	10,767,335	5,299,436
1,920,591	71,138	81,541	1,686,126	68,556	12,450	780	3,760,982	3,684,824	40,277	49,298	583	7,769,002	4,008,020
1,735,162	18,361	277,189	1,242,576	194,336	2,700	-----	5,079,361	5,011,883	44,397	23,681	-----	10,500,467	4,821,106
1,535,488	14,700	443,520	1,026,955	50,313	-----	-----	2,016,579	1,280,131	10,634	14,583	711,231	6,215,699	4,199,120
6,570,687	345,074	1,470,181	3,604,799	1,118,181	29,552	2,900	28,600,976	28,028,576	514,223	49,960	8,217	46,199,751	17,598,775
1,463,207	-----	188,311	1,274,806	-----	-----	-----	22,769,800	21,738,167	914,614	117,179	-----	27,490,010	4,720,180
973,115	67,996	77,454	784,232	43,433	-----	-----	3,605,547	3,537,337	42,610	4,025	1,575	4,965,650	1,360,103
1,349,280	34,624	105,019	1,161,800	47,837	-----	-----	1,658,274	1,504,850	126,942	20,482	-----	5,373,302	3,715,028
16,001,588	346,029	2,040,479	12,816,556	616,930	121,071	60,523	27,996,246	23,786,770	3,446,545	720,601	33,030	53,242,556	25,246,310
3,479,064	235,369	405,793	2,363,162	416,602	10,657	47,491	10,663,458	10,501,150	62,942	95,910	3,456	18,572,749	7,909,291
1,995,990	149,883	258,039	1,157,035	431,033	-----	-----	4,755,511	4,690,591	22,488	32,330	10,102	8,245,010	3,490,399
4,532,875	412,339	863,317	2,795,257	457,952	2,600	1,410	6,025,775	5,781,562	79,856	126,773	37,584	14,321,997	8,296,222
3,522,450	196,761	440,201	2,680,544	199,380	5,484	-----	5,332,888	5,199,578	57,032	75,321	57	11,490,574	6,157,686
1,912,647	137,065	224,124	1,412,255	133,196	4,927	180	13,111,174	13,036,054	40,155	33,065	1,900	15,625,298	2,514,124

<sup>4</sup> Value of products less cost of materials, supplies, fuel, purchased electric energy, and contract work. See GENERAL EXPLANATIONS—Value added by manufacture.<sup>2</sup> Figures omitted have been withheld to avoid disclosing exact or approximate data for individual establishments; they are included in the "Other industries" figures.<sup>3</sup> For numbers of establishments and of wage earners in individual industries, see table 12.

TABLE 10.—GENERAL STATISTICS FOR LOUISVILLE, BY INDUSTRIES: 1939

[This table presents separate figures for each industry for which it is possible to publish such figures without disclosing exact or approximate data for individual establishments, and gives statistics for the remaining industries both in combination ("Other industries") and by industry groups. Certain of the industries for which combined figures are given, however, reported larger numbers of wage earners or larger values of products than some of those shown separately. No data for nonmanufacturing personnel, except salaried officers of corporations, are included in this table.]

Group No.	INDUSTRY	*Number of establishments	*Proprietors and firm members	*Salaried officers of corporations <sup>1</sup>	*Salaried employees <sup>1</sup>	*Wage earners (average for year) <sup>2</sup>	Salaries of officers of corporations <sup>1</sup>	Salaries of employees <sup>1</sup>	Wages	Cost of materials, supplies, fuel, purchased electric energy, and contract work	Value of products	Value added by manufacture <sup>3</sup>
LOUISVILLE												
	All industries, total.....	550	213	702	3,390	29,502	\$3,700,923	\$6,032,602	\$30,374,085	\$181,222,827	\$285,703,542	\$104,480,716
16	Batteries, storage and primary (dry and wet).....	4	1	3	7	78	( <sup>4</sup> )	( <sup>4</sup> )	( <sup>4</sup> )	( <sup>4</sup> )	( <sup>4</sup> )	( <sup>4</sup> )
8	Bookbinding and related industries.....	3	5	-----	1	18	-----	1,352	18,501	8,179	43,289	35,110
1	Bread and other bakery products (except biscuit, crackers, and pretzels).....	49	42	9	59	1,104	63,576	112,973	1,293,835	3,242,838	6,500,340	3,257,502
20	Brooms.....	5	1	6	4	145	14,160	5,280	84,829	180,175	335,652	149,477
1	Candy and other confectionery products.....	5	4	5	11	211	( <sup>4</sup> )	( <sup>4</sup> )	( <sup>4</sup> )	( <sup>4</sup> )	( <sup>4</sup> )	( <sup>4</sup> )
13	Concrete products.....	6	1	9	7	87	31,445	11,872	73,951	560,703	906,561	330,858
1	Condensed and evaporated milk.....	3	-----	2	6	59	( <sup>4</sup> )	( <sup>4</sup> )	( <sup>4</sup> )	( <sup>4</sup> )	( <sup>4</sup> )	( <sup>4</sup> )
6	Cooperage.....	4	-----	3	19	575	( <sup>4</sup> )	( <sup>4</sup> )	( <sup>4</sup> )	( <sup>4</sup> )	( <sup>4</sup> )	( <sup>4</sup> )
1	Creamery butter.....	10	4	2	47	160	8,333	83,877	148,562	3,387,807	4,050,930	672,123
9	Drugs and medicines (including drug grinding).....	9	7	9	54	66	49,115	56,524	52,532	250,502	1,349,697	1,090,195
17	Elevators, escalators, and conveyors.....	5	-----	8	27	262	47,292	36,292	334,218	722,744	1,300,837	578,093
8	Engraving (steel, copperplate, and wood); plate printing.....	9	4	9	14	83	26,140	10,592	66,496	99,467	294,096	194,629
9	Fertilizers.....	3	-----	4	14	134	23,582	24,691	76,727	1,001,061	1,572,078	571,017
1	Flour and other grain-mill products.....	3	-----	1	23	221	( <sup>4</sup> )	( <sup>4</sup> )	( <sup>4</sup> )	( <sup>4</sup> )	( <sup>4</sup> )	( <sup>4</sup> )
1	Food preparations, not elsewhere classified.....	11	5	4	14	125	17,549	19,348	109,080	757,088	1,270,171	513,083
8	General commercial (job) printing.....	35	16	51	111	884	152,736	190,243	982,784	1,590,514	3,536,235	1,945,721
14	Gray-iron and semisteel castings.....	5	-----	9	17	203	24,662	32,447	184,515	238,883	550,012	311,129
6	Household furniture, except upholstered.....	16	6	27	194	2,528	132,813	283,776	2,439,088	3,782,638	8,191,528	4,408,890
1	Ice cream and ices.....	7	2	8	6	38	34,011	12,081	34,837	195,897	471,637	275,740
1	Ice, manufactured.....	13	2	10	21	77	45,000	32,323	85,551	123,115	805,738	742,023
1	Liquors, distilled.....	5	-----	14	104	245	88,525	158,000	281,901	1,756,246	3,462,923	1,706,677
8	Lithographing and photo-lithographing (including preparation of stones or plates and dry transfers).....	5	1	10	48	281	52,564	94,472	339,058	398,413	1,229,087	830,674
8	Machine and hand typesetting (including advertisement typesetting).....	3	6	-----	1	19	-----	702	23,314	3,500	67,198	63,599
17	Machine-shop products, not elsewhere classified.....	6	-----	14	196	872	160,360	282,846	1,004,910	2,174,304	6,601,856	4,427,552
17	Machine-shop repairs.....	6	7	4	10	62	7,200	17,526	89,749	57,439	207,327	140,888
1	Malt liquors.....	5	-----	18	68	591	139,217	135,553	769,359	1,338,634	4,884,729	3,546,095
6	Mattresses and bedsprings.....	7	2	11	16	246	38,240	21,829	189,730	602,668	1,166,743	564,075
1	Meat packing, wholesale.....	8	4	17	84	716	96,412	163,693	750,276	12,216,779	14,020,325	2,403,546
4	Men's and boys' hats and caps (except felt and straw).....	3	1	4	2	59	( <sup>4</sup> )	( <sup>4</sup> )	( <sup>4</sup> )	( <sup>4</sup> )	( <sup>4</sup> )	( <sup>4</sup> )
4	Men's and boys' suits, coats, and overcoats (except work clothing)—made in inside factories or by jobbers engaging contractors.....	4	1	6	11	224	19,500	16,806	168,465	257,003	556,854	299,761
13	Mirrors and other glass products made of purchased glass.....	3	-----	8	7	58	( <sup>4</sup> )	( <sup>4</sup> )	( <sup>4</sup> )	( <sup>4</sup> )	( <sup>4</sup> )	( <sup>4</sup> )
13	Monuments, tombstones, cut-stone, and stone products not elsewhere classified.....	4	-----	9	6	52	25,548	11,640	70,905	94,481	250,264	161,783
1	Nonalcoholic beverages.....	9	5	8	29	129	45,282	44,523	115,546	1,036,722	2,670,028	1,634,206
9	Paints, varnishes, and lacquers.....	24	-----	42	96	484	299,342	195,998	657,445	5,241,141	9,218,013	3,976,872
7	Paperboard containers and boxes not elsewhere classified.....	6	-----	6	29	227	74,512	61,391	218,604	953,558	1,722,532	768,974
8	Periodicals: publishing and printing.....	7	1	8	33	65	31,812	55,471	78,265	55,002	329,536	274,534
8	Periodicals: publishing without printing.....	6	2	2	15	-----	10,400	17,260	-----	105,602	248,807	143,205
8	Photoengraving, not done in printing establishments (including preparation of plates).....	4	-----	7	6	36	17,435	9,890	51,471	23,330	139,224	115,894
1	Pickled fruits and vegetables and vegetable sauces and seasonings.....	5	2	6	39	166	22,160	58,051	130,549	923,784	1,456,814	533,030
5	Planing mills not operated in conjunction with sawmills.....	16	3	36	40	588	156,153	43,923	575,547	1,204,627	2,604,489	1,399,862
1	Poultry dressing and packing, wholesale.....	3	2	1	4	52	( <sup>4</sup> )	( <sup>4</sup> )	( <sup>4</sup> )	( <sup>4</sup> )	( <sup>4</sup> )	( <sup>4</sup> )
1	Prepared feeds (including mineral) for animals and fowls.....	3	2	2	5	64	( <sup>4</sup> )	( <sup>4</sup> )	( <sup>4</sup> )	( <sup>4</sup> )	( <sup>4</sup> )	( <sup>4</sup> )
17	Printing-trades machinery and equipment.....	3	-----	6	17	73	( <sup>4</sup> )	( <sup>4</sup> )	( <sup>4</sup> )	( <sup>4</sup> )	( <sup>4</sup> )	( <sup>4</sup> )
12	Saddlery, harness, and whips.....	6	4	4	7	71	16,500	0,405	72,636	220,110	420,578	194,462
1	Sausages, prepared meats, and other meat products—not made in meat-packing establishments.....	4	-----	4	2	44	( <sup>4</sup> )	( <sup>4</sup> )	( <sup>4</sup> )	( <sup>4</sup> )	( <sup>4</sup> )	( <sup>4</sup> )
5	Sawmills, veneer mills, and cooperage-stock mills, including those combined with logging camps and with planing mills.....	7	-----	21	85	576	140,260	117,928	511,986	1,131,041	2,491,040	1,300,005
20	Signs, advertising displays, and advertising novelties.....	4	2	-----	4	33	-----	8,370	43,355	42,712	125,073	82,361

See footnotes at end of table.

TABLE 10.—GENERAL STATISTICS FOR LOUISVILLE, BY INDUSTRIES: 1939—Continued

[illegible]

\*As the figures for number of establishments and for personnel for those industries for which monetary items are withheld are given for the individual industries and are also included in the "Other industries" figures, the sums of the figures are larger than the totals shown for "All industries."

<sup>1</sup> Figures do not include data for personnel of central-administrative offices.  
<sup>2</sup> Each of the averages in this column is correct to the nearest unit, despite the fact that the averages for the several industries do not add exactly to the 1939 average for all industries. See GENERAL EXPLANATIONS—Wage earners and wages.  
<sup>3</sup> Value of products less cost of materials, supplies, fuel, purchased electric energy, and contract work. See GENERAL EXPLANATIONS—Value added by manufacture.  
<sup>4</sup> Figures omitted have been withheld to avoid disclosing exact or approximate data for individual establishments; they are included in the "Other industries" figures.  
<sup>5</sup> For numbers of establishments and of wage earners in individual industries, see table 12.

<sup>a</sup> 1 establishment.      <sup>b</sup> 2 establishments.      <sup>c</sup> 4 establishments.

TABLE 11.—NUMBER OF ESTABLISHMENTS, BY INDUSTRY GROUPS, BY COUNTIES: 1939

COUNTY	Total	INDUSTRY GROUP																			
		1	2	3	4	5	6	7	8	9	10	11	12	13	14	15	16	17	18	19	20
The State.....	1,640	644	20	23	51	188	82	11	246	56	16	2	20	83	45	29	12	65	0	3	38
Adair.....	9	3				5			1												
Allen.....	6	1			1	1	1		1	1											
Anderson.....	9	7		1					1												
Ballard.....	4	2			1				1												
Barren.....	18	9			1	4	1		3												
Bath.....	3	1				1			1												
Bell.....	18	8		1	1	2			4				1					1			
Boone.....	3	1							2												
Bourbon.....	5	3							2												
Boyd.....	31	10				2			4	1	2	1	2	4	3	1		1			
Boyle.....	12	8			1		1		2												
Bracken.....	4	2							2				1		1						
Breckinridge.....	12	4			5				2					1							
Bullitt.....	1	1																			
Caldwell.....	9	4		1	1	1			2												
Calloway.....	9	5				1			2												
Campbell.....	37	16		1	2	1	1	1	4	1				4	2	2					3
Carlisle.....	2	1							1												
Carroll.....	6	3				1	1		1												
Carter.....	3	1				2								5							

TABLE 11.—NUMBER OF ESTABLISHMENTS, BY INDUSTRY GROUPS, BY COUNTIES: 1939—Continued

COUNTY	Total	INDUSTRY GROUP																			
		1	2	3	4	5	6	7	8	9	10	11	12	13	14	15	16	17	18	19	20
Casey	3					3															
Christian	24	12			3	5			1					1				1			1
Clark	11	4			1	2			1									3			
Clay	2					2															
Clinton	1	1																			
Crittenden	4	2							1												
Cumberland	7					6								1							
Davless	58	21	2			7	3		6	1			1	5	2		2	6		1	1
Edmonson	1	1																			
Estill	6	1			1	2			1		1										
Fayette	58	27	1		2	1	4		15	1	1			4							
Fleming	6	4							2												
Floyd	5					4			1												
Franklin	17	6		1	1	2	1		2				1					2			1
Fulton	13	7			1	2			3												
Gallatin	1						1														
Garrard	3	2							1												
Grant	2	1							1												
Graves	17	10			2		2		2					1							
Grayson	6	5							1												
Green	7	3				3			1												
Greenup	7	1				1			2	2				1							
Hancock	1	1																			
Hardin	12	6			1				2		1			2							
Harlan	17	8				7			2												
Harrison	8	6							2												
Hart	6	4							2												
Henderson	25	8		1	1	5	5		2	1	1			1							
Henry	2	1							1												
Hickman	4	3							1												
Hopkins	20	11				2			5					1				1			
Jefferson	584	169	11	8	10	26	47	8	83	44	6	1	9	28	27	23	7	37	6		25
Jessamine	5	3							1					1							
Johnson	4	3							1												
Kenton	80	28	2	1	1	3	5	2	8	3	2			5	7	2	3	5			3
Knox	7	1				3	1		1												
Larue	7	4				1			2					1							
Laurel	9	2				6															
Lawrence	5	2				1			1							1					1
Lee	1								1												
Leslie	2					2															
Letcher	12	6				5			1												
Lewis	4					2			1					1							
Lincoln	6	5							1												
Logan	14	7		1		4			1					1							
Lyon	2	1																			
Madison	7	4			2				1					1							
Marion	10	7				1			2												
Marshall	4	2		1					1												
Martin	1					1															
Mason	13	5		1					2												
McCracken	45	13	1	3	1	4	3		7					2	4	2		1		1	1
McCreary	4					4												3			
McLean	4	1				1	2														
Meade	3	1		1					1												
Menifee	1					1															
Mercer	7	6							1												
Metcalfe	1	1																			
Monroe	5	2				3															
Montgomery	9	6			1				2												
Morgan	1	1																			
Muhlenberg	11	6	1			1			2												
Nelson	13	11				1			1		1										
Nicholas	3	2							1												
Ohio	7	3							3									1			
Oldham	1																				
Owen	1	1							1												
Pendleton	3	2																			
Perry	8	5				2			1												
Pike	13	4				8			1												
Powell	4					3															
Pulaski	16	10				3			2					1							
Rockcastle	2	1									1										
Rowan	8	2				1								1							
Russell	1	1												5							
Scott	7	5																			
Shelby	8	4			1				2												
Simpson	8	4			1	1			1					1				1			
Spencer	2	2																			
Taylor	11	4				5			2												
Todd	11	5		1		4	1														
Trigg	5	2				2			1												
Union	6	3																			
Warren	26	16	2			1	1		2					1							
Washington	3	2							1									2			
Wayne	10	4				5															
Webster	9	7							1												
Whitley	19	7							2												
Woodford	7	5				8			3					1							

TABLE 12.—INDUSTRIES IN "OTHER INDUSTRIES" GROUPS—NUMBER OF ESTABLISHMENTS AND NUMBER OF WAGE EARNERS, FOR THE STATE, FOR THE CINCINNATI INDUSTRIAL AREA, AND FOR LOUISVILLE: 1939

[In order to avoid disclosing data for individual establishments, wage-earner figures for industries represented by fewer than three establishments are withheld]

Group No. 1	TITLE	Number of establishments	Wage earners	Group No. 1	TITLE	Number of establishments	Wage earners
STATE OF KENTUCKY				STATE OF KENTUCKY—Continued			
1	Biscuit, crackers, and pretzels.....	2	-----	13	Abrasive wheels, stone, paper, cloth, and related products.....	1	-----
	Cooking and other edible fats and oils, not elsewhere classified.....	1	-----		Cement.....	1	-----
	Flavoring extracts and flavoring sirups, not elsewhere classified.....	2	-----		Clay products (except pottery) not elsewhere classified.....	3	70
	Macaroni, spaghetti, vermicelli, and noodles.....	1	-----		Floor and wall tile (except quarry tile).....	1	-----
	Salad dressings.....	1	-----		Gypsum products.....	1	-----
	Vinegar and cider.....	1	-----		Lime.....	1	-----
2	Cigarettes.....	3	-----		Minerals and earths, ground or otherwise treated.....	2	-----
	Cigars.....	4	-----		Mineral wool.....	1	-----
3	Carpets, rugs, and mats made from such materials as paper fiber, grass, jute, flax, sisal, cotton, cocoa fiber, and rags.....	2	-----		Mirrors and other glass products made of purchased glass.....	3	58
	Cordage and twine.....	3	450		Pottery products not elsewhere classified.....	1	-----
	Cotton broad woven goods.....	1	-----		Steam and other packing; pipe and boiler covering.....	1	-----
	Cotton narrow fabrics.....	2	-----		Wallboard and wall plaster (except gypsum), building insulation (except mineral wool), and floor composition.....	2	-----
	Cotton thread.....	1	-----	14	Automobile stampings.....	1	-----
	Cotton yarn.....	1	-----		Blast-furnace products.....	1	-----
	Dyeing and finishing cotton, rayon, silk, and linen textiles.....	2	-----		Cutlery (except aluminum, silver, and plated cutlery) and edge tools.....	1	-----
	Finishing of men's and boys' hats of fur-felt, wool-felt, and straw.....	1	-----		Doors, window sash, frames, molding, and trim (made of metal).....	1	-----
	Rayon narrow fabrics.....	1	-----		Enameled-iron sanitary ware and other plumbers' supplies (not including pipe and vitreous and semi-vitreous china sanitary ware).....	1	-----
	Woolen and worsted manufactures—regular factories or jobbers engaging contractors.....	1	-----		Enameling, japanning, and lacquering.....	1	-----
4	Canvas products (except bags).....	2	-----		Forgings, iron and steel—made in plants not operated in connection with rolling mills.....	2	-----
	Curtains, draperies, and bedspreads—made in regular factories or by jobbers engaging contractors.....	1	-----		Stamped and pressed metal products (except automobile stampings).....	3	-----
	House dresses, uniforms, and aprons—made in inside factories or by jobbers engaging contractors.....	2	-----		Steel works and rolling mills.....	2	4,974
	Men's and boys' hats and caps (except felt and straw).....	3	59		Tin cans and other tinware not elsewhere classified.....	2	-----
	Men's and boys' shirts (except work shirts), collars and nightwear—made in inside factories or by jobbers engaging contractors.....	1	-----		Wirework not elsewhere classified.....	1	-----
	Men's and boys' suits, coats, and overcoats (except work clothing)—made in contract factories.....	1	-----	15	Aluminum products (including rolling and drawing and extruding), not elsewhere classified.....	4	282
	Men's and boys' underwear—made in inside factories or by jobbers engaging contractors.....	1	-----		Electroplating, plating, and polishing.....	1	-----
	Men's neckwear—made in inside factories or by jobbers engaging contractors.....	2	-----		Engraving on metal (except for printing purposes).....	1	-----
	Robes, lounging garments, and dressing gowns.....	1	-----		Jewelry (precious metals).....	2	-----
	Textile bags—not made in textile mills.....	2	-----		Lighting fixtures.....	2	-----
	Work gloves and mittens: cloth, cloth and leather combined.....	2	-----		Nonferrous-metal products not elsewhere classified.....	2	-----
	Work shirts.....	2	-----		Tin and other foils (except gold and silver foil).....	2	-----
5	Logging camps and logging contractors (not operating sawmills).....	5	-----		Watchcases.....	1	-----
	Plywood mills.....	2	-----	16	Batteries, storage and primary (dry and wet).....	4	78
6	Baskets for fruits and vegetables.....	1	-----		Electrical products not elsewhere classified.....	1	-----
	Cigar boxes: wooden, part wooden.....	1	-----		Electric lamps.....	1	-----
	Partitions, shelving, cabinet work, and office and store fixtures.....	1	-----		Generating, distribution, and industrial apparatus, and apparatus for incorporation in manufactured products, not elsewhere classified.....	3	184
	Public-building furniture.....	1	-----		Radios, radio tubes, and phonographs.....	1	-----
	Rattan and willowware (except furniture) and baskets other than vegetable and fruit baskets.....	1	-----		Wiring devices and supplies.....	1	-----
	Window and door screens and weather strip.....	3	77		X-ray and therapeutic apparatus and electronic tubes.....	1	-----
	Window shades.....	2	-----	17	Agricultural machinery (except tractors).....	4	410
7	Converted paper products not elsewhere classified.....	1	-----		Cars and trucks, industrial.....	1	-----
	Envelopes.....	2	-----		Commercial laundry, dry-cleaning, and pressing machinery.....	1	-----
	Fiber cans, tubes, and similar products.....	1	-----		Food-products machinery.....	3	34
	Paper bags, except those made in paper mills.....	1	-----		Machine tools.....	2	-----
8	Books: printing without publishing.....	1	-----		Measuring and dispensing pumps.....	1	-----
	Books: publishing without printing.....	2	-----		Mechanical power-transmission equipment.....	1	-----
	Electrotyping and stereotyping, not done in printing establishments.....	2	-----		Metalworking machinery and equipment, not elsewhere classified.....	1	-----
	Gravure, rotogravure, and rotary photogravure (including preparation of plates).....	2	-----		Mining machinery and equipment.....	1	-----
	Newspapers: publishing without printing.....	3	1		Oil-field machinery and tools.....	1	-----
9	Chemicals not elsewhere classified.....	2	-----		Printing-trades machinery and equipment.....	3	73
	Colors and pigments.....	1	-----		Pumping equipment and air compressors.....	2	-----
	Compressed and liquefied gases—not made in petroleum refineries or in natural-gasoline plants.....	5	65		Refrigerators, domestic (mechanical and absorption), refrigeration machinery and equipment, and complete air-conditioning units.....	1	-----
	Grease and tallow (except lubricating greases).....	2	-----		Scales and balances.....	1	-----
	Insecticides, fungicides, and related industrial and household chemical compounds.....	4	55		Special-industry machinery, not elsewhere classified.....	1	-----
	Perfumes, cosmetics, and other toilet preparations.....	2	-----		Textile machinery.....	1	-----
	Soybean oil, cake, and meal.....	1	-----		Woodworking machinery.....	2	-----
10	Oven coke and coke-oven byproducts.....	1	-----	18	Motor vehicles, motor-vehicle bodies, parts and accessories.....	6	-----
	Roofing, built-up and roll; asphalt shingles; roof coating (except paint).....	1	-----	19	Motorcycles, bicycles, and parts.....	1	-----
11	Rubber products not elsewhere classified.....	2	-----		Shipbuilding and ship repairing.....	1	-----
12	Boot and shoe cut stock and findings.....	2	-----		Transportation equipment not elsewhere classified.....	1	-----
	Leather: tanned, curried, and finished—regular factories or jobbers engaging contractors.....	3	295	20	Beauty-shop and barber-shop equipment.....	3	27
	Suitcases, brief cases, bags, trunks, and other luggage.....	2	-----		Brushes.....	1	-----
					Buttons.....	1	-----
					Dental equipment and supplies.....	1	-----
					Furs, dressed and dyed.....	1	-----
					Games and toys (except dolls and children's vehicles).....	1	-----
					Hand stamps, stencils, and brands.....	1	-----
					Jewelry cases and instrument cases.....	2	-----
					Models and patterns (except paper patterns).....	2	-----
					Organs.....	1	-----
					Sporting and athletic goods not elsewhere classified.....	2	-----

See footnote at end of table.

TABLE 12.—INDUSTRIES IN "OTHER INDUSTRIES" GROUPS—NUMBER OF ESTABLISHMENTS AND NUMBER OF WAGE EARNERS, FOR THE STATE, FOR THE CINCINNATI INDUSTRIAL AREA, AND FOR LOUISVILLE: 1939—Continued

Group No. 1	TITLE	Number of establishments	Wage earners	Group No. 1	TITLE	Number of establishments	Wage earners
CINCINNATI INDUSTRIAL AREA				CINCINNATI INDUSTRIAL AREA—Continued			
1	Baking powder, yeast, and other leavening compounds	1		9	Perfumes, cosmetics, and other toilet preparations	3	
	Biscuit, crackers, and pretzels	7	409		Soap and glycerin	9	
	Canned and dried fruits and vegetables (including canned soups)	6	140		Soybean oil, cake, and meal	1	
	Chewing gum	1		10	Fuel briquets	1	
	Cooking and other edible fats and oils, not elsewhere classified	1			Oven coke and coke-oven byproducts	1	
	Liquors, distilled	2			Petroleum refining	2	
	Liquors, rectified or blended	6			Roofing, built-up and roll; asphalt shingles; roof coating (except paint)	1	
	Macaroni, spaghetti, vermicelli, and noodles	1		11	Rubber products not elsewhere classified	5	98
	Oleomargarine—not made in meat-packing establishments	2		12	Leather goods not elsewhere classified	3	
	Salad dressings	1			Leather: tanned, curried, and finished—regular factories or jobbers engaging contractors	2	
	Sausage casings—not made in meat-packing establishments	2			Saddlery, harness, and whips	3	15
	Special dairy products	1			Suitcases, brief cases, bags, trunks, and other luggage	4	
	Vinegar and cider	2		13	Abrasive wheels, stones, paper, cloth, and related products	2	
	Wines	3	16		Asbestos products (except steam packing and pipe and boiler covering)	1	
2	Cigars	7	266		Brick and hollow structural tile	3	66
	Tobacco (chewing and smoking) and snuff	8	1,085		Clay refractories, including refractory cement (clay)	1	
3	Bating, padding, and wadding; upholstery filling	2			Floor and wall tile (except quarry tile)	2	
	Cloth sponging and miscellaneous special finishing	5			Pottery products not elsewhere classified	1	
	Cotton thread	2			Statuary and art goods (except stone and concrete)—factory production	1	
	Dyeing and finishing cotton, rayon, silk, and linen textiles	1			Steam and other packing; pipe and boiler covering	2	
	Hosiery—seamless	1			Vitreous-china plumbing fixtures	1	
	Knitted cloth	1		14	Automobile stampings	1	
	Linoleum, asphalted-felt-base and other hard-surface floor coverings, not elsewhere classified	1			Blast-furnace products	1	
	Processed waste and recovered wool fibers—regular factories or jobbers engaging contractors	2			Bolts, nuts, washers, and rivets—made in plants not operated in connection with rolling mills	1	
	Woolen and worsted manufactures—regular factories or jobbers engaging contractors	1			Cast-iron pipe and fittings	1	
4	Belts (apparel), regardless of material	1			Cutlery (except aluminum, silver, and plated cutlery) and edge tools	1	
	Canvas products (except bags)	4	26		Enameling, japanning, and lacquering	3	
	Coats, suits, and skirts (except fur coats)—made in inside factories or by jobbers engaging contractors	6			Galvanizing and other coating—carried on in plants not operated in connection with rolling mills	1	
	Curtains, draperies, and bedspreads—made in regular factories or by jobbers engaging contractors	2			Heating and cooking apparatus, except electric, not elsewhere classified	2	
	Embroideries, other than Schmitt-machine products—contract factories	2			Malleable-iron castings	2	
	Embroideries, other than Schmitt-machine products—made in regular factories or by jobbers engaging contractors	2			Safes and vaults	4	374
	Fur coats and other fur garments, accessories, and trimmings	2			Saws	2	
	Men's and boys' shirts (except work shirts), collars, and nightwear—made in inside factories or by jobbers engaging contractors	6			Screw-machine products and wood screws	4	65
	Men's and boys' suits, coats, and overcoats (except work clothing)—made in contract factories	21			Springs, steel (except wire)—made in plants not operated in connection with rolling mills	1	
	Men's neckwear—made in inside factories or by jobbers engaging contractors	3			Steam fittings, regardless of material	2	
	Millinery	2			Steel barrels, kegs, and drums	1	
	Suspenders, patters, and other goods made from purchased elastic material	1			Steel castings	2	
	Textile bags—not made in textile mills	3	58		Steel works and rolling mills	2	
	Trimminings (not made in textile mills), stamped art goods, and art needlework—made in regular factories or by jobbers engaging contractors	2			Tools (except edge tools, machine tools, files, and saws)	2	
	Work clothing (except work shirts), sport garments (except leather), and other men's and boys' apparel, not elsewhere classified	2		15	Alloying and rolling and drawing of nonferrous metals, except aluminum	2	
6	Cigar boxes: wooden, part wooden	2			Aluminum products (including rolling and drawing and extruding), not elsewhere classified	4	64
	Lasts and related products	1			Clocks, watches, and materials and parts (except watchcases)	3	
	Matches	1			Engraving on metal (except for printing purposes)	2	
	Mirror frames and picture frames	1			Lapidary work	1	
	Office furniture	1			Lighting fixtures	4	1,159
	Partitions, shelving, cabinet work, and office and store fixtures	7	64		Secondary smelting and refining, gold, silver, and platinum	2	
	Venetian blinds	2			Secondary smelting and refining of nonferrous metals, not elsewhere classified	3	
	Window and door screens and weather strip	2			Tin and other foils (except gold and silver foil)	1	
	Window shades	5	423		Watchcases	2	
	Wood preserving	2		16	Batteries, storage and primary (dry and wet)	3	52
7	Coated and glazed paper	4	92		Electrical appliances	2	
	Converted paper products not elsewhere classified	4	684		Electrical measuring instruments	1	
	Die-cut paper and paperboard, and converted cardboard	2			Radios, radio tubes, and phonographs	2	
	Envelopes	2			X-ray and therapeutic apparatus and electronic tubes	3	
1	Books: publishing and printing	2		17	Cars and trucks, industrial	2	
	Books: publishing without printing	3			Commercial laundry, dry-cleaning, and pressing machinery	1	
	Greeting cards (except hand-painted)	2			Construction and similar machinery (except mining and oil-field machinery and tools)	2	
9	Cleaning and polishing preparations, blackings, and dressings	13	67		Laundry equipment, domestic	1	
	Coal-tar products, crude and intermediate	1			Measuring and dispensing pumps	3	170
	Colors and pigments	1			Mechanical power-transmission equipment	3	231
	Drugs and medicines (including drug grinding)	13			Mining machinery and equipment	1	
	Fireworks	1			Office and store machines not elsewhere classified	3	143
	Grease and tallow (except lubricating greases)	5	234		Paper-mill, pulp-mill, and paper-products machinery	2	
	Lubricating oils and greases—not made in petroleum refineries	2			Printing-trades machinery and equipment	4	
	Mucilage, paste, and other adhesives, except glue and rubber cement	2			Refrigerators, domestic (mechanical and absorption), refrigeration machinery and equipment, and complete air-conditioning units	4	483
					Special-industry machinery, not elsewhere classified	3	140
					Stokers, mechanical, domestic and industrial	1	
				19	Aircraft and parts, including aircraft engines	3	113
				20	Artists' materials	2	
					Beauty-shop and barber-shop equipment	2	
					Brooms	3	36
					Brushes	6	49

See footnote at end of table.



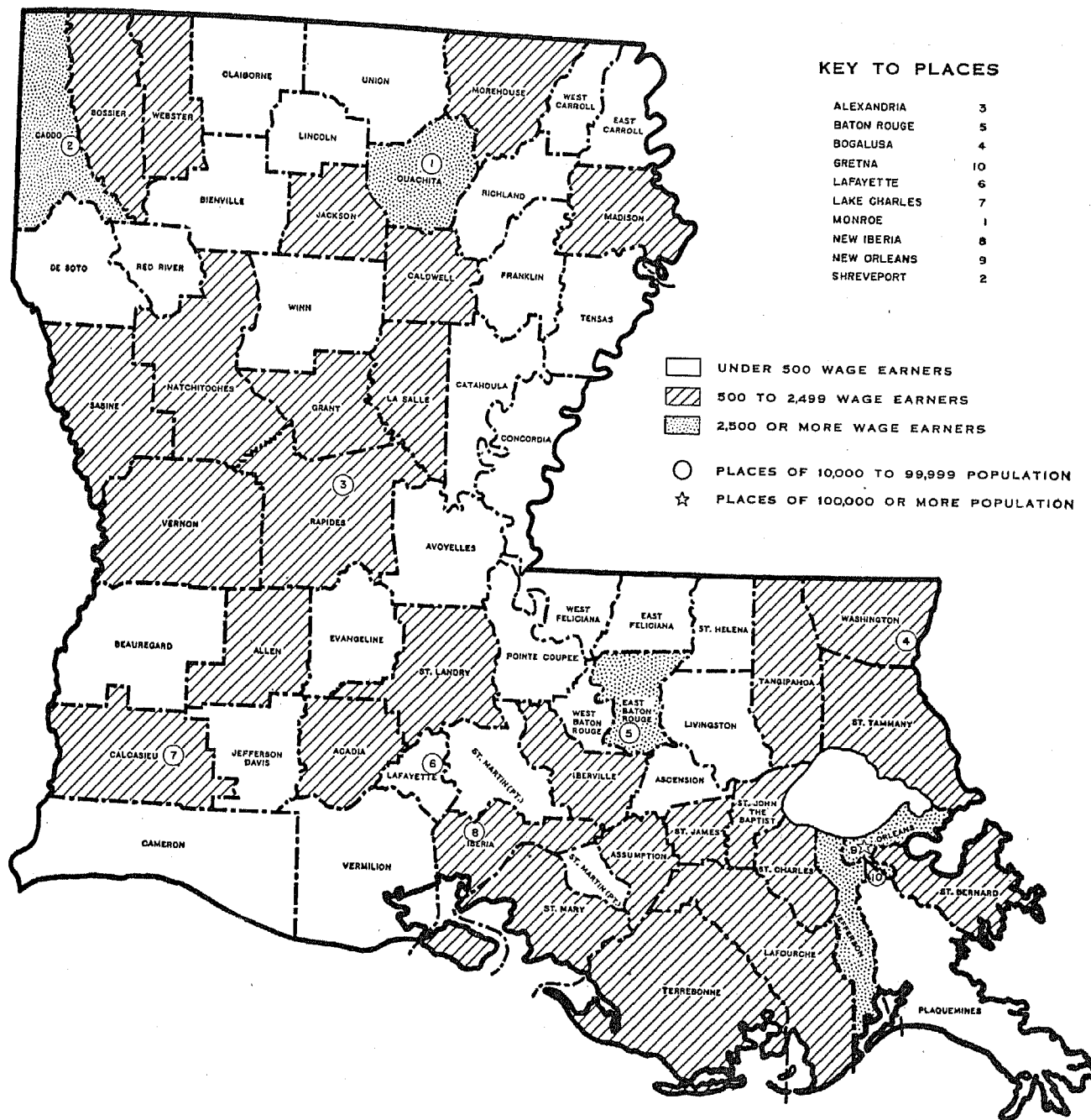
TABLE 12.—INDUSTRIES IN "OTHER INDUSTRIES" GROUPS—NUMBER OF ESTABLISHMENTS AND NUMBER OF WAGE EARNERS, FOR THE STATE, FOR THE CINCINNATI INDUSTRIAL AREA, AND FOR LOUISVILLE: 1939—Continued

Group No. 1	TITLE	Number of establishments	Wage earners	Group No. 1	TITLE	Number of establishments	Wage earners
	<b>CINCINNATI INDUSTRIAL AREA—Continued</b>				<b>CITY OF LOUISVILLE—Continued</b>		
20	Carbon paper and inked ribbons.....	2		9	Chemicals not elsewhere classified.....	1	
	Children's vehicles.....	1			Colors and pigments.....	1	
	Costume jewelry and costume novelties (jewelry other than fine jewelry).....	1			Compressed and liquefied gases—not made in petroleum refineries or in natural-gasoline plants.....	4	
	Dental equipment and supplies.....	1			Grease and tallow (except lubricating greases).....	1	
	Fabricated plastic products, not elsewhere classified.....	6	605		Insecticides, fungicides, and related industrial and household chemical compounds.....	1	
	Fire extinguishers, chemical.....	2			Perfumes, cosmetics, and other toilet preparations.....	1	
	Games and toys (except dolls and children's vehicles).....	1			Soybean oil, cake, and meal.....	1	
	Hair work.....	1		10	Paving blocks and paving mixtures: asphalt, creosoted wood, and composition.....	2	
	Jewelry cases and instrument cases.....	1			Petroleum refining.....	2	
	Ophthalmic goods: lenses and fittings.....	1		11	Rubber products not elsewhere classified.....	1	
	Pens, mechanical pencils, and pen points.....	2		12	Boot and shoe cut stock and findings.....	1	
	Plans.....	1			Suitcases, brief cases, bags, trunks, and other luggage.....	2	
	Professional and scientific instruments (except surgical and dental).....	1		13	Clay refractories, including refractory cement (clay).....	2	
	Sporting and athletic goods not elsewhere classified.....	4	465		Gypsum products.....	1	
	<b>CITY OF LOUISVILLE</b>				Mirrors and other glass products made of purchased glass.....	3	58
1	Biscuit, crackers, and pretzels.....	2			Pottery products not elsewhere classified.....	1	
	Candy and other confectionery products.....	5	211		Sewer pipe and kindred products.....	1	
	Condensed and evaporated milk.....	3	59		Steam and other packing; pipe and boiler covering.....	1	
	Cooking and other edible fats and oils, not elsewhere classified.....	1			Wallboard and wall plaster (except gypsum), building insulation (except mineral wool), and floor composition.....	2	
	Flavoring extracts and flavoring sirups, not elsewhere classified.....	2		14	Cutlery (except aluminum, silver, and plated cutlery) and edge tools.....	1	
	Flour and other grain-mill products.....	3	221		Enameled-iron sanitary ware and other plumbers' supplies (not including pipe and vitreous and semi-vitreous china sanitary ware).....	1	
	Liquors, rectified or blended.....	2			Enameling, japanning, and lacquering.....	1	
	Macaroni, spaghetti, vermicelli, and noodles.....	1			Fabricated structural steel and ornamental metal-work, made in plants not operated in connection with rolling mills.....	6	
	Poultry dressing and packing, wholesale.....	3	52		Forgings, iron and steel—made in plants not operated in connection with rolling mills.....	1	
	Prepared feeds (including mineral) for animals and fowls.....	3	64		Hardware not elsewhere classified.....	1	
	Preserves, jams, jellies, and fruit butters.....	2			Power boilers and associated products.....	2	
	Salad dressings.....	1			Stamped and pressed metal products (except automobile stampings).....	2	
	Sausages, prepared meats, and other meat products—not made in meat-packing establishments.....	4	44		Steel works and rolling mills.....	1	
	Vinegar and cider.....	1			Tin cans and other tinware not elsewhere classified.....	1	
2	Cigarettes.....	3		15	Electroplating, plating, and polishing.....	1	
	Cigars.....	4			Engraving on metal (except for printing purposes).....	1	
	Tobacco (chewing and smoking) and snuff.....	4	738		Jewelry (precious metals).....	2	
3	Carpets, rugs, and mats made from such materials as paper fiber, grass, jute, flax, sisal, cotton, cocoa fiber, and rags.....	2			Lighting fixtures.....	1	
	Cordage and twine.....	1			Nonferrous-metal foundries (except aluminum).....	3	
	Cotton broad woven goods.....	1			Nonferrous-metal products not elsewhere classified.....	2	
	Cotton narrow fabrics.....	1			Sheet-metal work not specifically classified.....	8	
	Dyeing and finishing cotton, rayon, silk, and linen textiles.....	1			Tin and other foils (except gold and silver foil).....	1	
	Finishing of men's and boys' hats of fur-felt, wool-felt, and straw.....	1		16	Batteries, storage and primary (dry and wet).....	4	78
	Woolen and worsted manufactures—regular factories or jobbers engaging contractors.....	1			Electrical products not elsewhere classified.....	1	
4	Canvas products (except bags).....	1			Generating, distribution, and industrial apparatus, and apparatus for incorporation in manufactured products, not elsewhere classified.....	1	
	Curtains, draperies, and bedspreads—made in regular factories or by jobbers engaging contractors.....	1			Wiring devices and supplies.....	1	
	Housefurnishings (except curtains, draperies, and bedspreads).....	2		17	Agricultural machinery (except tractors).....	2	
	Men's and boys' hats and caps (except felt and straw).....	3	59		Commercial laundry, dry-cleaning, and pressing machinery.....	1	
	Men's and boys' shirts (except work shirts), collars, and nightwear—made in inside factories or by jobbers engaging contractors.....	1			Food-products machinery.....	2	
	Men's neckwear—made in inside factories or by jobbers engaging contractors.....	2			Industrial machinery, not elsewhere classified.....	2	
	Miscellaneous fabricated textile products not elsewhere classified.....	1			Machine-tool and other metalworking-machinery accessories, metal-cutting and shaping tools, and machinists' precision tools.....	2	
	Textile bags—not made in textile mills.....	2			Measuring and dispensing pumps.....	1	
	Trousers (semidress), wash suits, and washable service apparel.....	2			Metalworking machinery and equipment, not elsewhere classified.....	1	
5	Plywood mills.....	2			Oil-field machinery and tools.....	1	
6	Baskets for fruits and vegetables.....	1			Printing-trades machinery and equipment.....	3	73
	Caskets, coffins, burial cases, and other morticians' goods.....	4			Pumping equipment and air compressors.....	1	
	Cigar boxes: wooden, part wooden.....	1			Refrigerators, domestic (mechanical and absorption), refrigeration machinery and equipment, and complete air-conditioning units.....	1	
	Cooperage.....	4	575		Scales and balances.....	1	
	Partitions, shelving, cabinet work, and office and store fixtures.....	1			Special-industry machinery, not elsewhere classified.....	1	
	Public-building furniture.....	1			Woodworking machinery.....	1	
	Upholstered household furniture.....	3		18	Motor vehicles, motor-vehicle bodies, parts and accessories.....	6	
	Window and door screens and weather strip.....	2			Beauty-shop and barber-shop equipment.....	2	
	Window shades.....	2			Brushes.....	1	
	Wooden boxes except cigar boxes.....	2			Buttons.....	1	
	Wood products not elsewhere classified.....	3	106		Dental equipment and supplies.....	1	
7	Converted paper products not elsewhere classified.....	1			Furs, dressed and dyed.....	1	
	Envelopes.....	1			Hand stamps, stencils, and brands.....	1	
8	Books: printing without publishing.....	1			Jewelry cases and instrument cases.....	2	
	Books: publishing without printing.....	1			Models and patterns (except paper patterns).....	1	
	Electrotyping and stereotyping, not done in printing establishments.....	2			Organs.....	2	
	Gravure, rotogravure, and rotary photogravure (including preparation of plates).....	2			Sporting and athletic goods not elsewhere classified.....	1	
	Newspapers: publishing and printing.....	2			Surgical supplies and equipment not elsewhere classified; orthopedic appliances.....	2	
	Newspapers: publishing without printing.....	2					

1 For group titles, see GENERAL EXPLANATIONS—Changes in number of industries and of industry groups, sec. 27.

# LOUISIANA

DENSITY OF WAGE-EARNER EMPLOYMENT, BY PARISHES: 1939



Prepared by the Bureau of the Census, Department of Commerce

# LOUISIANA

TABLE 1.—SUMMARY FOR THE STATE: 1939, 1937, AND 1929

CENSUS YEAR	Number of establishments	Proprietors and firm members	Number of persons employed in manufacturing <sup>1</sup>	Salaries and wages <sup>1</sup>	Cost of materials, supplies, fuel, purchased electric energy, and contract work <sup>2</sup>	Value of products <sup>3</sup>	Value added by manufacture <sup>4</sup>
1939.....	1,561	1,092	79,654	\$73,126,779	\$365,179,436	\$565,265,273	\$200,085,837
1937.....	1,684	881	85,702	79,121,534	380,984,102	580,839,828	199,855,726
1929.....	1,910	904	91,595	99,066,263	425,658,986	660,946,356	235,287,370

<sup>1</sup> Figure for 1939 does not include data for employees of manufacturing establishments (except salaried officers of corporations) who were engaged in distribution, construction, and other nonmanufacturing work. For detail, see table 8. It is not known to what extent data for such nonmanufacturing employees were included in figures reported for earlier years. See GENERAL EXPLANATIONS—Persons engaged—general classification.

<sup>2</sup> The aggregates for cost of materials, etc., and value of products include large amounts of duplication due to the use of the products of some industries as materials by others. See GENERAL EXPLANATIONS—Duplication in cost of materials and value of products.

<sup>3</sup> Value of products less cost of materials, supplies, fuel, purchased electric energy, and contract work. See GENERAL EXPLANATIONS—Value added by manufacture.

TABLE 2.—SUMMARY FOR PARISHES AND PLACES: 1939

	Population, 1940	Number of establishments	Wage earners (average for year) <sup>1</sup>	Wages <sup>2</sup>	Cost of materials, supplies, fuel, purchased electric energy, and contract work <sup>3</sup>	Value of products <sup>4</sup>	Value added by manufacture <sup>5</sup>
The State.....	2,363,880	1,861	71,218	\$55,083,540	\$365,179,436	\$565,265,273	\$200,085,837
PARISHES <sup>1</sup>							
Acadia.....	46,260	32	574	285,112	5,087,257	6,656,158	1,568,901
Allen.....	17,540	12	1,308	972,305	1,788,942	3,394,984	1,608,042
Ascension.....	21,215	11	303	138,229	612,160	1,103,669	491,509
Assumption.....	18,541	14	581	346,253	3,866,297	5,020,564	1,154,287
Avoyelles.....	39,256	11	212	71,817	320,831	532,049	211,218
Beauregard.....	14,847	14	490	289,351	1,699,076	2,395,176	696,100
Bienville.....	23,933	10	341	225,575	590,111	1,333,117	743,006
Bossier <sup>2</sup> .....	33,162	18	994				
Caddo.....	150,203	150	3,187	3,324,719	21,127,876	32,851,327	11,723,451
Calcasieu.....	56,506	49	1,248	1,057,544	6,992,563	10,813,430	3,820,867
Caldwell <sup>3</sup> .....	12,046	3	728				
Cameron <sup>4</sup> .....	7,203	2					
Catahoula.....	14,618	5	126	64,510	83,158	250,350	167,192
Clatsborne.....	29,855	11	167	103,870	263,137	521,261	258,124
Concordia.....	14,562	7	273	164,155	276,009	611,020	335,011
De Soto.....	31,803	11	453	340,765	962,934	1,860,014	897,080
East Baton Rouge.....	88,415	51	3,519	5,215,587	71,469,431	101,979,325	30,609,894
East Carroll.....	19,023	6	149	52,204	160,761	398,761	238,000
East Feliciana.....	18,039	3	84	45,205	110,857	196,167	85,310
Evangeline.....	30,497	9	58	19,041	144,959	216,698	71,739
Franklin.....	32,382	10	231	81,700	83,229	300,522	217,293
Grant.....	15,053	7	589	468,827	738,216	1,442,259	704,048
Iberia.....	37,183	50	1,281	790,197	3,655,022	6,993,974	3,338,952
Iberville.....	27,721	28	1,045	475,334	2,392,775	3,861,341	1,468,566
Jackson <sup>5</sup> .....	17,807	12	1,681				
Jefferson.....	50,427	55	4,512	3,087,011	26,607,509	43,296,684	16,689,075
Jefferson Davis.....	24,191	12	145	115,013	735,097	1,144,512	469,215
Lafayette.....	43,041	28	434	243,215	1,436,761	2,307,127	630,366
La Fourche.....	38,615	23	1,219	538,062	6,181,206	9,179,886	2,968,680
La Salle.....	10,959	6	662	429,257	391,330	1,230,342	839,012
Lincoln.....	24,790	16	265	154,388	544,047	1,060,063	516,016
Livingston.....	17,790	6	189	123,327	214,056	538,276	324,220
Madison.....	18,443	12	931	570,860	1,319,950	2,451,735	1,131,785
Morehouse <sup>6</sup> .....	27,571	13	1,268				
Natchitoches.....	40,997	23	709	402,426	790,376	1,645,519	855,143
Orleans.....	494,537	644	19,707	15,895,652	66,247,854	126,551,895	60,304,041
Ouachita.....	59,168	67	2,515	2,336,527	11,741,598	18,420,627	6,679,029
Plaquemines.....	12,318	8	153	36,748	183,598	373,634	190,036
Pointe Coupee.....	24,064	9	227	129,107	541,015	844,640	303,625
Rapides.....	73,370	54	2,103	1,343,965	4,109,941	8,361,803	4,251,862
Red River.....	15,881	3	25	13,846	9,171	30,010	20,830
Richland.....	28,829	5	217	85,660	60,201	231,148	170,947
Sabine.....	23,586	8	689	386,018	434,035	1,229,106	794,171
St. Bernard <sup>7</sup> .....	7,280	13	1,440				
St. Charles <sup>8</sup> .....	12,321	9	616				

See footnotes at end of table.

TABLE 2.—SUMMARY FOR PARISHES AND PLACES: 1939—Continued

	Population, 1940	Number of es- tablishments	Wage earners (average for year) <sup>1</sup>	Wages <sup>2</sup>	Cost of materials, supplies, fuel, purchased electric energy, and con- tract work <sup>3</sup>	Value of products <sup>4</sup>	Value added by manufacture <sup>5</sup>
PARISHES <sup>6</sup> —continued							
St. Helena <sup>7</sup>	9,642						
St. James <sup>8</sup>	16,696	13	847				
St. John the Baptist <sup>9</sup>	14,766	13	791				
St. Landry	71,481	33	661	\$317,530	\$1,924,727	\$2,770,620	\$845,893
St. Martin	26,894	12	375	203,023	1,506,372	2,371,398	865,026
St. Mary	31,458	32	1,914	911,181	5,973,153	8,347,755	2,374,602
St. Tammany	23,624	21	618	399,436	615,161	1,600,042	984,881
Tangipahoa	45,519	39	1,477	813,966	1,604,079	3,886,329	2,282,260
Tensas	16,940	6	166	82,166	128,308	334,654	206,346
Terrebonne	35,880	33	1,368	420,258	2,345,658	3,892,517	1,546,869
Union	20,943	4	179	104,224	229,757	504,666	274,909
Vermilion	37,750	20	444	259,769	3,843,789	4,970,443	1,120,654
Vernon	19,142	8	711	472,468	434,279	1,869,670	1,435,291
Washington	34,443	23	1,382	1,650,999	8,478,261	13,576,911	5,098,650
Webster	33,676	19	1,378	1,259,794	5,270,033	8,163,563	2,893,530
West Baton Rouge	11,263	7	249	186,901	1,494,679	2,122,823	628,144
West Carroll <sup>10</sup>	19,252	8	214				
West Feliciana	11,720	7	319	205,891	266,544	525,993	259,449
Winn	16,923	13	452	236,885	590,310	1,137,996	547,686
Undistributed <sup>11</sup>		104	8,698	7,234,677	86,502,080	107,501,120	20,999,040
PLACES HAVING 10,000 OR MORE INHABITANTS							
Alexandria	27,066	37	803	537,799	1,946,037	3,948,870	2,002,833
Baton Rouge	34,719	33	604	639,459	2,274,143	5,074,718	2,800,575
Bogalusa	14,604	18	1,362	1,542,679	8,441,967	13,616,925	5,074,958
Gretna	10,879	9	203	143,180	900,132	1,228,941	328,809
Lafayette	19,210	22	199	133,020	596,876	1,129,021	532,145
Lake Charles	21,207	36	526	427,088	2,836,115	4,461,897	1,625,782
Monroe	28,309	41	1,017	693,094	2,121,141	4,235,202	2,114,061
New Iberia	13,747	27	264	141,267	769,811	1,804,972	535,161
New Orleans	494,537	644	19,707	15,895,652	66,247,854	126,551,895	60,304,041
Shreveport	98,167	132	2,304	2,196,800	18,122,119	26,552,090	8,429,971

<sup>1</sup> Not including salaried officers and employees nor nonmanufacturing wage earners. The figure for each parish or place is an average of the numbers reported for the several months of the year. In calculating it, equal weight must be given to full-time and to part-time wage earners (not reported separately by the manufacturers), and for this reason it exceeds the number that would have been required to perform the work done in the industries if all wage earners had been continuously employed throughout the year. The quotient obtained by dividing the amount of wages by the average number of wage earners cannot, therefore, be accepted as representing the average wage received by full-time wage earners. Each of the averages in this column is correct to the nearest unit, despite the fact that the averages for the several parishes do not add exactly to the average for the State. In making comparisons between the figures for 1939 and those for earlier years, the possibility that the proportion of part-time employment varied from year to year should be taken into account.

<sup>2</sup> Profits and losses cannot be calculated from the census figures because no data are collected for certain expense items, such as interest, rent, depreciation, taxes, insurance, and advertising.

<sup>3</sup> See GENERAL EXPLANATIONS—Duplication in cost of materials and value of products.

<sup>4</sup> Value of products less cost of materials, supplies, fuel, purchased electric energy, and contract work. See GENERAL EXPLANATIONS—Value added by manufacture.

<sup>5</sup> For numbers of establishments by "Industry groups," see table 10.

<sup>6</sup> Figures omitted have been withheld to avoid disclosing exact or approximate data for individual establishments; they are included in the "Undistributed" figures.

<sup>7</sup> No manufacturing reported.

<sup>8</sup> The "Undistributed" figure for number of establishments and a part of the "Undistributed" figure for number of wage earners are included above in the items for the respective parishes. The sums of the figures in these two columns are, therefore, larger than the corresponding State totals.

## CENSUS OF MANUFACTURES: 1939

TABLE 3.—PERSONS EMPLOYED IN MANUFACTURING ESTABLISHMENTS, BY SEX: 1939 AND 1929

[The 1939 questionnaire, for the first time, called for data on the total number of employees in manufacturing establishments, including those engaged wholly or chiefly in distribution, construction, and other nonmanufacturing activities. It is not known to what extent data for such employees were included in the figures reported for earlier years. This table presents detailed figures for employees receiving pay at any time within the normal pay-roll period ended nearest Oct. 14, 1939, and for such employees on the pay roll on Dec. 14, 1929, or on the nearest representative date. The total for "Wage earners engaged in manufacturing" is not identical with the average for the year (given in other tables), and differs from the number reported for October 1939 or for December 1929, because for both years some manufacturers gave wage-earner figures for months other than those specified. See GENERAL EXPLANATIONS—Persons engaged—general classification]

CLASS AND SEX	1939 (Oct. 14) <sup>1</sup>	1929 (Dec. 14) <sup>1</sup>	CLASS AND SEX	1939 (Oct. 14) <sup>1</sup>	1929 (Dec. 14) <sup>1</sup>
All classes, aggregate <sup>2</sup> .....	163,753	91,166	Salaried officers and employees—Continued. All other employees, etc.—Continued.		
Male.....	88,058	80,499	Engaged in manufacturing:		
Female.....	15,695	10,667	Male.....	6,035	
Salaried officers and employees, total.....	17,505	9,686	Female.....	1,224	
Male.....	15,450	8,226	Engaged in distribution:		
Female.....	2,055	1,460	Male.....	4,890	
Salaried officers of corporations, total.....	1,177	1,230	Female.....	699	
Male.....	1,099	1,176	Engaged in construction:		
Female.....	87	54	Male.....	2,833	
All other employees (except wage earners in manufacturing), total.....	16,328	8,456	Engaged in other work:		
Male.....	14,360	7,050	Male.....	602	
Female.....	1,968	1,406	Female.....	45	
			Wage earners engaged in manufacturing, total.....	86,248	81,480
			Male.....	72,608	72,273
			Female.....	13,640	9,207

<sup>1</sup> See headnote.

<sup>2</sup> Figures do not include data for 1932 proprietors and firm members for 1939 and 904 for 1929, which were not reported by sex for 1939.

<sup>3</sup> No data.

TABLE 4.—WAGE EARNERS ENGAGED IN MANUFACTURING, BY MONTHS: 1939, 1937, AND 1929

(The figures for 1939 relate to wage earners engaged in manufacturing only. It is not known to what extent the figures for earlier years include data for nonmanufacturing wage earners. See headnote to table 3)

CENSUS YEAR	Average number employed during year <sup>1</sup>	NUMBER RECEIVING PAY DURING NORMAL PAY-ROLL PERIOD ENDED NEAREST 15TH OF MONTH—											
		January	February	March	April	May	June	July	August	September	October	November	December
1939.....	71,218	64,047	62,650	64,080	66,426	67,229	66,450	66,603	71,990	75,848	84,049	83,600	80,686
1937.....	76,057	74,423	72,772	73,602	74,000	73,405	72,517	72,784	77,722	78,386	81,615	82,087	79,376
1929.....	81,909	79,341	78,686	80,503	80,586	79,784	79,529	79,712	83,232	83,726	87,832	80,044	83,933

<sup>1</sup> See GENERAL EXPLANATIONS—Wage earners and wages.

TABLE 5.—SUMMARY FOR ESTABLISHMENTS CLASSIFIED AS TO SIZE BY NUMBER OF WAGE EARNERS: 1939 AND 1929

SIZE CLASS	NUMBER OF ESTABLISHMENTS		WAGE EARNERS (AVERAGE FOR YEAR) <sup>1</sup>		VALUE OF PRODUCTS	VALUE ADDED BY MANUFACTURE <sup>2</sup>
	1939	1929	1939	1929	1939	1939
All establishments.....	1,861	1,910	71,218	81,909	\$565,265,273	\$200,085,837
No wage earners.....	19	82			365,623	219,874
1 to 5.....	719	790	2,132	2,556	16,966,206	9,009,599
6 to 20.....	498	490	5,603	5,659	33,249,670	14,848,852
21 to 50.....	284	256	9,594	8,423	68,760,484	27,584,490
51 to 100.....	177	137	12,556	9,805	79,142,403	28,903,829
101 to 250.....	117	127	18,213	20,029	113,373,355	40,319,411
251 to 500.....	30	47	9,950	14,011	78,143,423	29,919,746
501 to 1,000.....	13	22	8,070	14,498	74,814,048	28,914,173
1,001 to 2,500.....	4	2	5,094		100,960,971	20,306,663
2,501 or more.....		1		6,928		

<sup>1</sup> See headnotes to tables 3 and 4.

<sup>2</sup> See GENERAL EXPLANATIONS—Value added by manufacture.

<sup>3</sup> Combined to avoid disclosing data for individual establishments.

TABLE 6.—SUMMARY FOR ESTABLISHMENTS CLASSIFIED AS TO SIZE BY VALUE OF PRODUCTS: 1939 AND 1929

SIZE CLASS	NUMBER OF ESTABLISHMENTS		WAGE EARNERS (AVERAGE FOR YEAR) <sup>1</sup>		VALUE OF PRODUCTS		VALUE ADDED BY MANUFACTURE <sup>2</sup>	
	1939	1929	1939	1929	1939	1929	1939	1929
All establishments.....	1,861	1,910	71,218	81,909	\$565,265,273	\$660,946,356	\$200,085,837	\$235,287,370
\$5,000 to \$19,999.....	576	680	2,296	2,154	6,731,506	7,145,035	3,953,649	4,571,742
\$20,000 to \$49,999.....	426	367	3,702	2,903	13,615,099	11,828,525	7,817,871	6,962,879
\$50,000 to \$99,999.....	268	261	5,617	4,351	18,625,830	18,431,245	10,053,490	10,338,690
\$100,000 to \$249,999.....	238	250	10,513	10,174	37,918,599	39,811,253	17,796,703	21,491,003
\$250,000 to \$499,999.....	176	146	13,692	12,197	62,698,100	51,452,312	25,263,946	25,534,013
\$500,000 to \$999,999.....	95	108	10,151	14,657	66,708,473	73,282,426	27,154,290	34,531,314
\$1,000,000 to \$2,499,999.....	48	86	10,454	18,824	71,152,705	124,294,454	27,104,000	53,657,268
\$2,500,000 to \$4,999,999.....	22	18	7,165	4,075	74,823,935	66,483,108	30,558,652	19,562,606
\$5,000,000 and over.....	14	16	7,528	12,574	212,991,026	268,217,398	50,343,218	58,637,855

<sup>1</sup> See headnotes to tables 3 and 4.<sup>2</sup> See GENERAL EXPLANATIONS—Value added by manufacture.

TABLE 7.—ESTABLISHMENTS CLASSIFIED AS UNDER CORPORATE OR OTHER FORM OF OWNERSHIP (OR CONTROL) AND AS UNDER CENTRAL-ADMINISTRATIVE-OFFICE OR INDEPENDENT OPERATION: 1939 AND 1929

TYPE OF OWNERSHIP OR CONTROL, AND OF OPERATION	NUMBER OF ESTABLISHMENTS		WAGE EARNERS (AVERAGE FOR YEAR) <sup>1</sup>		VALUE OF PRODUCTS		VALUE ADDED BY MANUFACTURE <sup>2</sup>	
	1939	1929	1939	1929	1939	1929	1939	1929
Total.....	1,861	1,910	71,218	81,909	\$565,265,273	\$660,946,356	\$200,085,837	\$235,287,370
TYPE OF OPERATION								
1939 <sup>3</sup>								
Corporate ownership or control:								
Central-administrative-office (plural-unit).....	475	( <sup>4</sup> )	37,809	( <sup>4</sup> )	406,835,598	( <sup>4</sup> )	127,360,012	( <sup>4</sup> )
Independent (single-unit).....	563	( <sup>4</sup> )	21,812	( <sup>4</sup> )	109,277,980	( <sup>4</sup> )	51,505,163	( <sup>4</sup> )
Noncorporate ownership:								
Central-administrative-office (plural-unit).....	65	( <sup>4</sup> )	2,430	( <sup>4</sup> )	7,793,323	( <sup>4</sup> )	4,233,832	( <sup>4</sup> )
Independent (single-unit).....	758	( <sup>4</sup> )	9,167	( <sup>4</sup> )	41,358,367	( <sup>4</sup> )	16,686,830	( <sup>4</sup> )
1939 AND 1929 <sup>3</sup>								
Central-administrative-office (plural-unit), corporate and noncorporate.....	540	362	40,239	32,160	414,028,926	318,245,308	131,593,844	106,836,018
Independent (single-unit), corporate and noncorporate.....	1,321	1,548	30,979	49,749	150,636,347	342,701,048	68,491,993	128,451,352
TYPE OF OWNERSHIP OR CONTROL								
Corporate.....	1,038	1,046	59,621	73,956	516,113,578	617,541,095	178,865,175	217,646,129
Noncorporate, total.....	823	864	11,597	7,953	49,151,695	43,405,261	21,220,662	17,641,241
Individual.....	620	( <sup>4</sup> )	6,480	( <sup>4</sup> )	23,774,736	( <sup>4</sup> )	11,245,964	( <sup>4</sup> )
Partnership.....	192	( <sup>4</sup> )	4,798	( <sup>4</sup> )	24,110,788	( <sup>4</sup> )	9,276,273	( <sup>4</sup> )
Cooperative.....	4	( <sup>4</sup> )	241	( <sup>4</sup> )	645,266	( <sup>4</sup> )	439,159	( <sup>4</sup> )
Other.....	7	( <sup>4</sup> )	78	( <sup>4</sup> )	620,905	( <sup>4</sup> )	259,266	( <sup>4</sup> )

<sup>1</sup> See headnotes to tables 3 and 4.<sup>2</sup> See GENERAL EXPLANATIONS—Value added by manufacture.<sup>3</sup> Because of changes in the questionnaire, no comparable figures for 1929 can be given for the first section of this table. For this reason, the items have been regrouped under "1939 and 1929" to present comparable figures so far as this can be done.<sup>4</sup> No data.

## CENSUS OF MANUFACTURES: 1939

TABLE 8.—GENERAL STATISTICS FOR

[This table presents separate figures for each industry for which it is possible to publish such figures without disclosing exact or approximate data for individual establishments given, however, reported larger numbers of wage earners or

Group No.	INDUSTRY	*Number of establishments	*Proprietors and firm members	*PERSONS EMPLOYED IN MANUFACTURING ESTABLISHMENTS 1						
				Total 2	Salaried officers of corporations 2	Manufacturing		Distribution	Construction	Other
						Salaried employees 2	Wage earners (average for year) 3			
1	All industries, total	1,861	1,092	88,723	1,177	7,259	71,218	5,589	2,833	647
2	Batting, padding, and wadding; upholstery filling	13	11	212	4	11	194	3		
3	Biscuit, crackers, and pretzels	7	2	649	16	22	480	125		
4	Blended and prepared flour made from purchased flour	4	1	14	1	3	7	3		
5	Blowers; exhaust and ventilating fans	5	2	48	6	4	28	10		
6	Bone black, carbon black, and lampblack	6		233	1	21	211			
7	Bookbinding and related industries	7	4	41	4	4	33			
8	Bread and other bakery products (except biscuit, crackers, and pretzels)	230	217	3,060	53	144	2,537	256	14	56
9	Brick and hollow structural tile	13	5	449	12	19	395	22		1
10	Brooms	8	8	71		4	60	7		
11	Candy and other confectionery products	28	21	614	9	34	501	66		4
12	Cane sugar—except refineries	77	37	5,038	73	572	4,003	18	369	6
13	Cane-sugar refining	7	3	3,601	2	238	3,247	15	58	41
14	Canned and dried fruits and vegetables (including canned soups)	12	8	284	2	14	266	2		
15	Canned fish, crustacea, and mollusks	31	13	2,869	25	64	2,754	22	4	
16	Canvas products (except bags)	4	4	108	3	8	78	19		
17	Cars and car equipment—railroad, street, and rapid-transit	6		106		12	94			
18	Caskets, coffins, burial cases, and other morticians' goods	3	6	194	4	13	148	29		
19	Cheese	3		6		2	4			
20	Chemicals not elsewhere classified	11		1,689	1	208	1,269		111	
21	Cigar boxes: wooden, part wooden	3		70	4	1	65			
22	Cigars	7	13	1,243		20	1,210	4		
23	Compressed and liquefied gases—not made in petroleum refineries or in natural-gasoline plants	13		167		17	93	55		2
24	Concrete products	16	3	266	14	19	227	6		
25	Cooperage	8		294	7	21	253	13		
26	Cottonseed oil, cake, meal, and linters	21	5	911	34	113	732	28	3	1
27	Creamery butter	5	2	97	3	4	20	70		
28	Cured fish	16	13	57			57			
29	Drugs and medicines (including drug grinding)	9	3	84	6	9	62	7		
30	Electroplating, plating, and polishing	3	3	12			11	1		
31	Engraving (steel, copperplate, and wood); plate printing	3	3	17	1		16			
32	Fabricated structural steel and ornamental metal work, made in plants not operated in connection with rolling mills	9	8	286	8	18	221	37	2	
33	Fertilizers	12	2	662	8	57	524	68	2	3
34	Flavoring extracts and flavoring sirups, not elsewhere classified	4	1	113	7	16	34	56		
35	Flour and other grain-mill products	3	6	63	3	5	45	1		9
36	Food preparations, not elsewhere classified	10	4	298	5	30	178	85		
37	Food-products machinery	3		152	10	10	116	4	12	
38	General commercial (job) printing	96	78	971	58	119	702	92		
39	Gray-iron and semisteel castings	8	4	212	3	21	187	1		
40	Hand stamps, stencils, and brands	4	3	22	1	3	9	9		
41	Housefurnishings (except curtains, draperies, and bedspreads)	3	2	44	1	7	35	1		
42	Household furniture, except upholstered	19	13	1,129	17	60	1,018	34		
43	Ice cream and ices	30	16	401	13	30	161	194	2	1
44	Ice, manufactured	155	41	1,579	71	120	624	747	12	5
45	Industrial leather belting and packing leather	4	2	20	2	3	13	2		
46	Insecticides, fungicides, and related industrial and household chemical compounds	7	3	42	5	4	18	15		
47	Jewelry (precious metals)	4		57		6	50	1		
48	Liquors, rectified or blended	5		45	7	8	21	8		1
49	Lithographing and photo-lithographing (including preparation of stones or plates and dry transfers)	3	3	45	5	2	32	6		
50	Logging camps and logging contractors (not operating sawmills)	10	8	275	1	5	269			
51	Macaroni, spaghetti, vermicelli, and noodles	9	16	270	4	28	200	31		7
52	Machine and hand typesetting (including advertisement typesetting)	3	2	16		2	12	2		
53	Machine-shop products, not elsewhere classified	14	12	366	17	26	302	20		1
54	Machine-shop repairs	37	39	349	8	19	311	11		
55	Malt liquors	16		1,153	15	62	661	399	7	9
56	Mattresses and bedsprings	17	12	181	9	22	140	10		
57	Meat packing, wholesale	10	6	338	12	48	207	65	5	1
58	Men's and boys' suits, coats, and overcoats (except work clothing)—made in contract factories	3	1	61	2	1	57	1		
59	Men's and boys' suits, coats, and overcoats (except work clothing)—made in inside factories or by jobbers engaging contractors	13	6	1,625	18	92	1,429	84		2
60	Men's neckwear—made in inside factories or by jobbers engaging contractors	5	4	345	6	7	242	68		22
61	Mirrors and other glass products made of purchased glass	3	2	23		5	18			
62	Monuments, tombstones, cut-stone, and stone products not elsewhere classified	9	9	90	6	8	62	14		
63	Motor vehicles, motor-vehicle bodies, parts and accessories	5	2	265	2	18	203	42		
64	Newspapers: publishing and printing	70	48	1,956	49	610	939	358		
65	Newspapers: publishing without printing	3	3	14		12	2			
66	Nonalcoholic beverages	65	41	1,548	50	135	614	715	15	19

See footnotes at end of table.

## THE STATE, BY INDUSTRIES: 1939

and gives statistics for the remaining industries both in combination ("Other industries") and by industry groups. Certain of the industries for which combined figures are larger values of products than some of those shown separately]

SALARIES AND WAGES							COST OF MATERIALS, SUPPLIES, FUEL, PURCHASED ELECTRIC ENERGY, AND CONTRACT WORK						Value of products	Value added by manufacture <sup>4</sup>
Total <sup>1</sup>	Salaries of officers of corporations <sup>2</sup>	Manufacturing		Distribution	Construction	Other	Total	Materials and supplies	Fuel	Purchased electric energy	Contract work			
Dollars	Dollars	Dollars	Dollars	Dollars	Dollars	Dollars	Dollars	Dollars	Dollars	Dollars	Dollars	Dollars	Dollars	
86,260,028	5,411,798	12,631,441	65,083,540	7,987,476	4,294,221	851,652	365,179,436	349,670,615	9,526,459	4,753,615	1,228,747	565,265,273	200,085,837	
104,401	0,400	11,040	70,470	13,485			697,409	585,113	2,727	9,569		815,055	217,646	
660,130	83,298	37,867	360,262	178,703			1,038,569	1,012,828	14,018	11,723		2,347,185	1,308,616	
14,770	1,800	3,840	6,737	2,893			32,318	31,920		398		57,908	25,590	
58,276	15,624	5,145	22,527	14,980			169,433	166,679	68	1,692	994	329,709	160,276	
262,769	1,925	44,326	216,519				850,197	838,352		20,845		2,093,920	1,234,723	
52,247	13,700	3,481	85,066				14,902	12,938	166	1,202	596	90,646	75,744	
2,964,708	198,827	217,849	2,263,085	208,161	10,303	66,543	6,078,888	5,758,061	168,180	152,366	281	12,170,338	6,091,450	
331,702	107,300	21,706	185,773	16,273		650	132,814	35,255	93,507	4,052		741,692	608,878	
52,929		4,821	42,264	5,844			134,952	133,664		1,288		201,735	60,783	
392,457	24,647	33,364	267,102	66,498		856	1,141,112	1,115,973	11,667	13,482		1,992,852	851,740	
(5)	(5)	(5)	(5)	(5)	(5)	(5)	(5)	(5)	(5)	(5)	(5)	(5)	(5)	
2,725,036	19,500	306,494	2,172,767	31,283	66,473	38,519	58,110,127	57,434,777	673,885	1,465		66,673,540	8,563,419	
127,107	6,190	9,485	109,772	1,430	250		580,111	566,600	11,014	2,454	43	787,532	207,421	
649,780	62,765	60,756	512,488	11,816	1,955		2,217,248	2,170,972	34,022	11,202	1,052	3,459,798	1,242,550	
129,282	14,400	11,112	63,496	40,274			388,979	385,730		2,643		615,178	229,199	
155,563		27,065	127,891		607		103,830	97,215	2,310	4,305		278,622	174,792	
200,155	12,400	29,616	109,087	40,052			307,843	302,492	1,649	3,702		613,939	306,096	
6,981		1,574	4,407				54,496	53,636	245	615		73,398	18,902	
3,134,458	6,084	606,528	1,902,417		619,429		11,627,522	10,150,496	748,509	641,673	86,844	32,506,506	20,878,984	
48,444	10,356	1,073	37,015				51,239	49,142		2,097		136,047	84,808	
1,011,240		73,274	913,945	24,021			1,472,312	1,466,575	983	4,754		3,216,162	1,743,850	
273,071		30,337	116,029	116,023		1,682	261,794	216,537	2,557	42,700		1,023,843	762,049	
268,472	40,720	31,135	180,937	15,680			516,051	503,782	2,130	10,060	79	1,140,146	624,095	
244,579	17,610	38,408	170,305	9,256			497,000	483,079	3,996	9,925		838,355	341,355	
741,624	128,192	171,004	397,043	40,768	2,617	500	6,387,734	6,217,555	77,684	92,495		7,823,552	1,436,818	
134,887	13,338	7,040	20,259	94,250			669,790	650,766	5,889	13,135		842,314	172,524	
32,971			32,971				163,494	157,382	4,012	1,500		215,245	51,751	
86,411	26,500	10,833	36,192	12,886			235,523	232,411	216	2,896		569,002	327,479	
9,765			8,933	832			4,241	2,855	501	885		26,708	21,407	
15,245	1,600		13,645				12,167	11,306	136	725		54,642	42,475	
332,102	42,345	19,775	205,082	62,400	2,600		576,175	550,903	5,472	19,800		1,134,162	557,987	
490,072	18,520	69,836	256,410	139,981	2,991	2,334	3,288,039	3,241,181	3,534	43,324		4,652,082	1,364,043	
(5)	(5)	(5)	(5)	(5)	(5)	(5)	(5)	(5)	(5)	(5)	(5)	(5)	(5)	
(5)	(5)	(5)	(5)	(5)	(5)	(5)	(5)	(5)	(5)	(5)	(5)	(5)	(5)	
488,128	14,837	76,004	173,419	223,868			2,483,669	2,458,256	19,167	6,246		3,992,584	1,508,915	
181,844	51,250	16,865	103,899	4,850	4,980		173,565	143,120	2,740	7,705	20,000	510,748	337,183	
1,241,719	108,623	162,654	802,618	107,824			1,182,486	1,069,044	7,541	46,548	59,353	3,588,081	2,405,595	
263,216	19,200	41,481	190,738	1,797			336,116	275,338	34,618	26,160		799,808	463,092	
26,813	2,860	2,241	10,825	10,887			19,406	18,637	125	644		62,877	43,471	
20,500	1,080	4,774	13,808	748			63,289	62,195		1,094		94,413	31,124	
1,019,948	151,774	103,107	678,344	86,723			1,622,433	1,597,871	2,870	21,687	25	3,080,815	1,458,382	
384,240	60,219	38,154	133,618	148,738	2,611	900	1,235,145	1,181,772	7,515	45,858		2,558,158	1,323,013	
1,677,066	194,429	174,409	560,894	639,861	5,221	2,792	771,015	726,785	178,963	365,267		4,302,845	3,531,830	
35,972	5,195	7,300	15,907	7,570			63,318	62,628	129	561		133,358	70,040	
47,085	14,400	5,486	13,250	13,049			60,409	59,459	179	771		152,371	91,962	
65,238		9,160	55,678	400			54,950	53,008	441	1,501		160,218	105,268	
73,012	21,780	13,272	18,632	18,178		1,200	172,021	165,456	3,606	2,959		296,809	124,288	
(5)	(5)	(5)	(5)	(5)	(5)	(5)	(5)	(5)	(5)	(5)	(5)	(5)	(5)	
123,073	1,200	7,825	114,048				203,063	124,398	6,388		72,277	412,301	209,238	
182,609	7,420	31,391	101,619	40,634		1,545	564,780	537,439	2,591	24,750		972,968	408,188	
28,848		6,500	21,080	1,268			5,858	4,636	626	596		51,230	45,372	
426,356	60,177	37,608	291,668	36,027		676	343,549	319,667	7,940	11,342	4,600	1,063,214	719,665	
411,295	28,930	29,192	320,382	28,791			367,712	326,991	6,282	24,139	300	1,284,351	926,639	
1,976,527	109,710	143,530	974,803	726,541	10,212	11,731	2,658,067	2,514,778	62,795	75,494		10,662,514	8,009,447	
165,853	36,074	25,792	95,442	7,945			429,929	424,681	467	4,781		687,440	257,511	
413,327	37,615	93,831	190,060	82,739	8,932	150	3,952,791	3,905,845	21,362	25,594		4,481,060	528,269	
31,927	3,820	1,750	25,857	500			9,812	8,408	585	729		57,063	47,251	
1,208,688	152,065	136,118	753,342	165,416		1,747	1,880,527	1,856,063	8,958	15,506		3,321,725	1,441,198	
(5)	(5)	(5)	(5)	(5)	(5)	(5)	(5)	(5)	(5)	(5)	(5)	(5)	(5)	
(5)	(5)	(5)	(5)	(5)	(5)	(5)	(5)	(5)	(5)	(5)	(5)	(5)	(5)	
105,544	20,820	8,020	59,505	17,199			133,481	125,440	1,446	6,595		348,875	215,394	
(5)	(5)	(5)	(5)	(5)	(5)	(5)	(5)	(5)	(5)	(5)	(5)	(5)	(5)	
3,455,302	273,568	1,141,151	1,494,998	546,685			2,182,279	2,103,868	16,264	60,614	1,533	8,587,991	6,405,682	
8,208		7,361	847				20,119	2,273	50	123	17,073	41,229	21,110	
2,083,874	398,476	182,468	440,230	1,033,602	8,922	25,176	4,563,523	4,469,911	18,870	70,033	4,703	11,013,503	6,449,980	



## CENSUS OF MANUFACTURES: 1939

TABLE 8.—GENERAL STATISTICS FOR THE

Group No.	INDUSTRY	*Number of establishments	*Proprietors and firm members	*PERSONS EMPLOYED IN MANUFACTURING ESTABLISHMENTS <sup>1</sup>						
				Total <sup>2</sup>	Salaried officers of corporations <sup>2</sup>	Manufacturing		Distribution	Construction	Other
						Salaried employees <sup>2</sup>	Wage earners (average for year) <sup>3</sup>			
1 17	Oil-field machinery and tools.....	4	1	138	1	12	112	13		
2 9	Paints, varnishes, and lacquers.....	13	2	301	17	24	166	89	3	2
3 7	Paper and paperboard mills.....	8		3,020	7	295	2,530	33	149	
4 7	Paper bags, except those made in paper mills.....	5	1	1,034	3	94	926	11		
5 7	Paperboard containers and boxes not elsewhere classified.....	9	1	734	12	67	622	33		
6 6	Partitions, shelving, cabinet work, and office and store fixtures.....	3	3	76		3	67	6		
7 9	Perfumes, cosmetics, and other toilet preparations.....	5	5	69	6	6	31	20		
8 8	Periodicals: publishing and printing.....	5	2	41	4	8	21	8		
9 8	Periodicals: publishing without printing.....	13	9	66	5	41	3	17		
10 10	Petroleum refining.....	13	5	5,518	2	812	2,629	22	1,781	272
11 8	Photoengraving, not done in printing establishments (including preparation of plates).....	5	6	53	4	12	35	2		
12 1	Pickled fruits and vegetables and vegetable sauces and seasonings.....	12	7	366	18	42	246	59		1
13 5	Planing mills not operated in conjunction with sawmills.....	41	20	1,708	21	124	1,458	94	10	1
14 14	Power boilers and associated products.....	6	5	139	9	11	111	8		
15 1	Prepared feeds (including mineral) for animals and fowls.....	9	1	352	9	18	261	60	3	1
16 9	Printing ink.....	4		38	4	7	13	12		2
17 7	Pulp mills.....	7		1,969	7	157	1,787	8		
18 1	Rice cleaning and polishing.....	40	17	1,559	36	218	1,158	107	5	15
19 10	Roofing, built-up and roll; asphalt shingles, roof coating (except paint).....	3		414		53	308	44	7	2
20 1	Salad dressings.....	3	2	116		7	41	65		3
21 1	Sausages, prepared meats, and other meat products—not made in meat-packing establishments.....	13	4	439	13	20	215	167	2	22
22 5	Sawmills, veneer mills, and cooperage-stock mills, including those combined with logging camps and with planing mills.....	214	144	18,299	127	807	16,947	247	96	75
23 15	Sheet-metal work not specifically classified.....	14	8	258	15	34	185	21		3
24 19	Shipbuilding and ship repairing.....	14	5	1,370	20	76	1,227	45		2
25 20	Signs, advertising displays, and advertising novelties.....	8	5	139	3	8	121	7		
26 14	Steel barrels, kegs, and drums.....	3		298		13	277	8		
27 4	Textile bags—not made in textile mills.....	11		1,065	12	56	928	69		
28 14	Tin cans and other tinware not elsewhere classified.....	4		769		133	623	3	10	
29 4	Trousers (semidress), wash suits, and washable service apparel.....	4	4	554	6	16	477	54		1
30 6	Window and door screens and weather strip.....	3	1	17	2		15			
31 6	Wooden boxes except cigar boxes.....	6	1	628	12	32	533	21		30
32 9	Wood naval stores.....	3		362	5	27	307	5	18	
33 6	Wood preserving.....	14		594	6	54	531	3		
34 6	Wood products not elsewhere classified.....	7	4	158	3	8	146	1		
35 4	Work clothing (except work shirts), sport garments (except leather), and other men's and boys' apparel, not elsewhere classified.....	9	4	691	8	22	637	22		2
36	Other industries <sup>4</sup> .....	196	101	14,830	168	1,481	12,107	500	512	62
OTHER INDUSTRIES, BY INDUSTRY GROUPS <sup>5</sup>										
37 1	Food and kindred products.....	97	49	6,000	89	681	4,627	174	411	18
38 3	Textile-mill products and other fiber manufactures.....	9	5	2,477	11	88	2,327	31	11	9
39 4	Apparel and other finished products made from fabrics and similar materials.....	12	7	709	14	25	564	83		23
40 6	Furniture and finished lumber products.....	6	3	216	5	11	189	11		
41 7	Paper and allied products.....	4		83	3	7	59	14		
42 8	Printing, publishing, and allied industries.....	6	6	89	9	13	56	11		
43 9	Chemicals and allied products.....	10	6	612	5	47	497	20	37	
44 13	Stone, clay, and glass products.....	9	2	2,815	5	384	2,355	26	42	3
45 14	Iron and steel and their products, except machinery.....	10	3	953	6	144	779	14	10	
46 15	Nonferrous metals and their products.....	3	2	44	2	2	36	2		2
47 16	Electrical machinery.....	4	4	30		3	26	1		
48 17	Machinery (except electrical).....	8	1	398	12	47	292	39	1	7
49 19	Transportation equipment, except automobiles.....	4	4	48	2	1	38	7		
50 20	Miscellaneous industries.....	6	5	51	3	7	40	1		
51 10	Automobiles and automobile equipment.....	5	2	265	2	18	203	42		
52 12	Products of petroleum and coal.....	1								
	Leather and leather products.....	2	2	40		3	19	18		

\* As the figures for number of establishments and for personnel for those industries for which monetary items are withheld are given for the individual industries and are also included in the "Other industries" figures, the sums of the figures are larger than the totals shown for "All industries."

<sup>1</sup> See headnote to table 3 and GENERAL EXPLANATIONS—Persons engaged—general classification.

<sup>2</sup> Figures do not include data for personnel of central-administrative offices.

<sup>3</sup> Each of the averages in the "Wage earners" column is correct to the nearest unit, despite the fact that the averages for the several industries do not add exactly to the 1939 average for all industries. See GENERAL EXPLANATIONS—Wage earners and wages.

## STATE, BY INDUSTRIES: 1939—Continued

SALARIES AND WAGES							COST OF MATERIALS, SUPPLIES, FUEL, PURCHASED ELECTRIC ENERGY, AND CONTRACT WORK							Value of products	Value added by manufacture
Total	Salaries of officers of corporations	Manufacturing		Distribution	Construction	Other	Total	Materials and supplies	Fuel	Purchased electric energy	Contract work				
		Salaries	Wages												
Dollars	Dollars	Dollars	Dollars	Dollars	Dollars	Dollars	Dollars	Dollars	Dollars	Dollars	Dollars	Dollars	Dollars		
222,386	11,300	28,185	158,281	24,620			330,094	309,322	4,692	15,780		793,701	463,607		
277,383	40,512	47,096	167,948	116,388	3,939	1,500	1,368,540	1,348,556	2,785	17,199		2,083,558	715,018		
4,011,314	90,490	539,769	3,092,772	73,817	214,466		18,252,594	16,408,058	979,716	864,820		25,650,456	7,397,862		
972,805	41,800	144,393	732,484	54,128			3,702,645	3,681,257	7,086	14,302		5,744,167	2,041,822		
868,679	143,293	128,087	535,665	61,534			2,675,059	2,651,379	7,640	16,040		4,537,551	1,802,492		
(9)	(9)	(9)	(9)	(9)	(9)	(9)	(9)	(9)	(9)	(9)	(9)	(9)	(9)		
79,000	23,300	10,141	19,077	26,482			194,046	192,923	253	870	(5)	402,743	208,697		
57,247	16,839	7,020	25,926	7,402			14,802	13,224	582	996		115,808	101,006		
70,118	12,754	40,868	384	16,112			102,612	1,413		62	101,147	263,475	100,863		
9,759,831	10,800	2,082,435	4,334,342	38,109	2,781,502	512,643	95,482,507	91,098,881	3,921,766	401,860		109,627,341	14,144,834		
99,125	18,500	18,881	58,564	3,180			32,278	29,584	759	1,935		228,052	105,774		
209,952	54,616	43,258	124,500	76,746		832	928,871	911,316	6,012	11,543		1,688,934	760,063		
1,581,255	86,425	221,275	1,179,455	89,288	3,984	828	3,493,172	3,409,115	35,634	47,400	963	6,244,888	2,751,716		
154,165	21,500	10,399	103,373	9,893			380,220	370,208	1,937	6,045	1,430	657,036	270,816		
373,376	67,415	23,474	179,995	100,897	815	780	2,638,263	2,571,619	31,278	35,366		3,687,479	1,049,216		
70,366	11,100	12,881	13,067	32,108		1,230	165,814	159,837	1,084	4,893		440,753	274,939		
2,475,607	94,760	273,563	2,072,656	34,628			8,649,034	7,850,514	522,161	176,350		13,816,560	5,267,526		
1,160,270	90,680	317,150	691,954	134,584	6,684	19,218	13,970,321	13,901,801	28,688	39,562	270	17,296,826	3,326,505		
468,414	(9)	93,607	284,788	81,329	6,706	1,984	2,118,405	2,068,097	33,492	16,816		4,155,955	2,037,560		
(9)	(9)	(9)	(9)	(9)	(9)	(9)	(9)	(9)	(9)	(9)	(9)	(9)	(9)		
515,205	82,579	33,200	170,007	208,544	2,160	18,715	2,713,611	2,676,261	14,705	22,645		3,324,735	611,124		
12,187,684	528,650	1,366,875	9,806,532	362,807	63,149	59,671	12,822,775	12,065,972	153,400	39,455	563,948	33,310,261	20,496,480		
318,539	49,981	51,253	175,187	39,778			543,442	535,347	1,020	6,475		958,024	414,582		
1,047,333	90,919	175,995	1,803,013	77,306		100	1,117,182	1,061,625	13,062	40,495	2,000	3,355,031	2,237,849		
204,035	20,800	15,550	138,441	29,244			147,621	141,776	1,183	3,049	1,613	422,079	274,468		
290,986		35,682	235,384	19,920			1,982,818	1,958,244	6,649	17,925		2,673,564	690,746		
816,653	75,968	85,783	654,438	100,464		(9)	3,610,727	3,580,799	5,502	24,426		10,741,090	2,130,363		
(9)	(9)	(9)	(9)	(9)	(9)	(9)	(9)	(9)	(9)	(9)	(9)	(9)	(9)		
384,035	25,036	18,664	271,587	67,068		780	1,077,687	967,166	2,109	7,608	100,804	1,655,451	577,704		
17,495	5,500		11,995				36,192	35,344		848		65,391	29,199		
450,157	42,465	38,394	312,832	29,210		27,256	851,611	834,307	1,229	16,075		1,742,959	891,348		
352,676	33,000	57,244	233,704	3,875	24,853		623,036	592,434	29,680	922		1,418,727	795,691		
453,038	30,616	83,141	333,121	6,240	20		3,053,609	3,399,275	83,816	10,518	160,000	4,837,137	1,183,528		
121,804	9,900	12,291	99,213	400			104,406	96,135	6,135	2,130		348,232	243,826		
419,460	47,268	24,454	324,220	22,166		1,352	738,430	727,456	1,511	9,463		1,348,074	609,644		
13,232,289	820,019	2,085,166	8,907,379	931,473	442,940	45,822	52,493,361	50,287,138	1,337,206	842,828	26,219	91,387,397	38,894,006		
4,061,831	338,841	690,385	2,899,004	307,643	347,905	18,102	35,894,852	35,061,159	658,847	157,357	17,489	51,985,065	16,000,213		
1,821,452	131,272	178,501	1,437,608	69,075	10,262	4,654	3,011,336	2,872,114	23,439	115,783		6,211,769	3,200,433		
521,813	72,459	22,111	280,040	135,392		11,811	1,250,562	1,243,585	1,858	4,421	698	2,214,494	963,932		
201,349	14,000	13,669	157,428	15,332			312,076	303,666	48	8,135	227	622,813	310,737		
90,827	13,685	12,409	35,802	25,931			209,710	205,088	547	4,075		360,403	160,693		
140,746	38,085	28,099	60,065	15,897			93,675	79,333	1,185	5,352	7,805	380,462	286,817		
574,465	31,238	90,437	358,658	46,368	85,764		1,167,180	1,045,207	111,445	10,438		3,114,854	1,947,674		
3,204,417	37,683	656,808	2,415,997	57,020	32,564	3,445	3,730,540	2,769,326	510,060	451,148		15,447,015	11,716,475		
1,031,078	36,400	251,638	678,325	62,700	12,015		5,349,065	5,290,344	16,841	41,910		7,947,742	2,598,647		
62,346	8,976	7,900	40,203	3,735		1,632	62,952	60,094	1,787	1,071		159,542	96,590		
25,833		3,715	21,618	500			36,610	34,430	671	1,509		78,778	42,168		
499,269	86,270	74,367	257,414	74,130	1,440	5,648	334,270	300,770	7,994	25,506		963,826	629,556		
47,926	3,120	1,317	32,183	11,306			98,809	96,903	119	1,787		169,612	70,893		
46,005	3,720	8,215	31,070	3,000			109,743	107,300	489	1,954		213,160	103,423		
362,882	3,280	38,154	198,904	122,544			831,981	817,720	1,870	12,382		1,517,826	685,945		

<sup>1</sup> Value of products less cost of materials, supplies, fuel, purchased electric energy, and contract work. See GENERAL EXPLANATIONS—Value added by manufacture.

<sup>2</sup> Figures omitted have been withheld to avoid disclosing exact or approximate data for individual establishments; they are included in the "Other industries" figures.

<sup>3</sup> For numbers of establishments and of wage earners in individual industries, see table 11.

TABLE 9.—GENERAL STATISTICS FOR NEW ORLEANS, BY INDUSTRIES: 1939

[This table presents separate figures for each industry for which it is possible to publish such figures without disclosing exact or approximate data for individual establishments, and gives statistics for the remaining industries both in combination ("Other industries") and by industry groups. Certain of the industries for which combined figures are given, however, reported larger numbers of wage earners or larger values of products than some of those shown separately. No data for nonmanufacturing personnel, except salaried officers of corporations, are included in this table.]

Group No.	INDUSTRY	*Num- ber of estab- lish- ments	*Propri- etors and firm mem- bers	*Salar- ied officers of cor- pora- tions <sup>1</sup>	*Salar- ied em- ploy- ees <sup>1</sup>	*Wage earners (average for year) <sup>2</sup>	Salaries of officers of corpora- tions <sup>1</sup>	Salaries of employees <sup>1</sup>	Wages	Cost of ma- terials, sup- plies, fuel, purchased electric en- ergy, and con- tract work	Value of products	Value added by manu- facture <sup>3</sup>
	All industries, total	644	366	503	1985	19,707	\$2,475,800	\$3,423,479	\$15,895,652	\$66,247,854	\$120,551,895	\$60,304,041
3	Batting, padding, and wadding; up- holstery filling	3	4	1	5	52	( <sup>4</sup> )	( <sup>4</sup> )	( <sup>4</sup> )	( <sup>4</sup> )	( <sup>4</sup> )	( <sup>4</sup> )
1	Blended and prepared flour made from purchased flour	4	1	1	3	7	1,800	3,840	6,737	32,318	57,908	25,590
1	Bread and other bakery products (ex- cept biscuit, crackers, and pretzels) <sup>5</sup>	106	99	22	78	1,377	65,204	114,732	1,265,743	3,162,831	6,349,550	3,196,725
1	Candy and other confectionery prod- ucts	13	6	7	21	397	14,847	20,559	218,812	825,548	1,424,053	598,505
1	Canned fish, crustacea, and mollusks	4	2	1	8	216	3,500	8,038	35,781	161,205	241,004	79,799
4	Canvas products (except bags) <sup>6</sup>	4	4	3	8	78	14,400	11,112	63,496	388,979	615,178	226,199
6	Cigar boxes: wooden, part wooden	3		4	1	65	10,356	1,073	37,015	51,239	136,047	84,808
2	Cigars <sup>6</sup>	7	13		29	1,210		73,274	913,945	1,472,312	3,216,162	1,743,850
9	Compressed and liquefied gases—not made in petroleum refineries or in natural-gasoline plants	8			10	65		23,330	78,092	167,764	677,860	510,066
13	Concrete products	8	1	12	13	139	31,100	22,283	131,634	409,979	776,675	366,666
9	Drugs and medicines (including drug grinding) <sup>6</sup>	9	3	6	9	62	26,500	10,833	36,192	235,523	563,002	327,479
15	Electroplating, plating, and polishing	3	3			11			8,933	4,241	25,708	21,467
14	Fabricated structural steel and orna- mental metal work, made in plants not operated in connection with roll- ing mills	5	5		3	40		( <sup>4</sup> )	( <sup>4</sup> )	( <sup>4</sup> )	( <sup>4</sup> )	( <sup>4</sup> )
1	Flavoring extracts and flavoring sirups, not elsewhere classified	4	1	7	16	34	( <sup>4</sup> )	( <sup>4</sup> )	( <sup>4</sup> )	( <sup>4</sup> )	( <sup>4</sup> )	( <sup>4</sup> )
1	Food preparations, not elsewhere classi- fied	5	1	3	8	57	( <sup>4</sup> )	( <sup>4</sup> )	( <sup>4</sup> )	( <sup>4</sup> )	( <sup>4</sup> )	( <sup>4</sup> )
8	General commercial (job) printing	63	44	46	82	415	125,281	103,431	458,405	741,546	2,055,640	1,314,064
14	Gray-iron and semisteel castings	3	2	2	12	96	( <sup>4</sup> )	( <sup>4</sup> )	( <sup>4</sup> )	( <sup>4</sup> )	( <sup>4</sup> )	( <sup>4</sup> )
4	Housefurnishings (except curtains, draperies, and bedspreads)	3	2	1	7	35	1,080	4,774	13,898	63,289	94,413	31,124
6	Household furniture, except uphol- stered	16	11	13	54	860	141,874	93,787	588,609	1,357,785	2,654,467	1,290,682
1	Ice cream and ices	10	4	5	11	80	45,125	14,468	59,429	658,686	1,423,117	704,431
1	Ice, manufactured	36	5	24	36	204	65,096	53,757	212,629	271,805	1,562,825	1,291,020
8	Lithographing and photo-lithographing (including preparation of stones or plates and dry transfers)	3	3	5	2	32	( <sup>4</sup> )	( <sup>4</sup> )	( <sup>4</sup> )	( <sup>4</sup> )	( <sup>4</sup> )	( <sup>4</sup> )
8	Machine and hand typesetting (includ- ing advertisement typesetting)	3	2		2	12		6,600	21,080	5,858	51,230	45,372
17	Machine-shop products, not elsewhere classified	6	3	9	8	181	45,237	12,605	177,472	190,617	626,523	435,906
17	Machine-shop repairs	5	6	3	3	64	( <sup>4</sup> )	( <sup>4</sup> )	( <sup>4</sup> )	( <sup>4</sup> )	( <sup>4</sup> )	( <sup>4</sup> )
1	Malt liquors	7		15	62	661	109,710	143,530	974,803	2,653,067	10,662,514	8,009,447
6	Mattresses and bedsprings	6		9	11	95	36,674	11,517	66,123	296,459	473,310	173,851
4	Men's and boys' suits, coats, and over- coats (except work clothing)—made in contract factories	3	1	2	1	57	3,820	1,750	25,857	9,812	57,063	47,251
4	Men's and boys' suits, coats, and over- coats (except work clothing)—made in inside factories or by jobbers en- gaging contractors	13	6	18	92	1,429	152,065	136,118	753,342	1,880,527	3,321,725	1,441,196
13	Mirrors and other glass products made of purchased glass	3	2		5	18		( <sup>4</sup> )	( <sup>4</sup> )	( <sup>4</sup> )	( <sup>4</sup> )	( <sup>4</sup> )
13	Monuments, tombstones, cut-stone, and stone products not elsewhere classified	3	2	4	5	42	15,220	4,930	36,019	79,815	215,042	135,227
8	Newspapers: publishing and printing	4	2	7	405	458	( <sup>4</sup> )	( <sup>4</sup> )	( <sup>4</sup> )	( <sup>4</sup> )	( <sup>4</sup> )	( <sup>4</sup> )
8	Newspapers: publishing without print- ing	3	3		12			7,361		20,110	41,229	21,110
1	Nonalcoholic beverages	13	3	16	61	261	( <sup>4</sup> )	( <sup>4</sup> )	( <sup>4</sup> )	( <sup>4</sup> )	( <sup>4</sup> )	( <sup>4</sup> )
7	Paperboard containers and boxes not elsewhere classified	4	1	8	14	218	( <sup>4</sup> )	( <sup>4</sup> )	( <sup>4</sup> )	( <sup>4</sup> )	( <sup>4</sup> )	( <sup>4</sup> )
6	Partitions, shelving, cabinet work, and office and store fixtures	3	3		3	67	( <sup>4</sup> )	( <sup>4</sup> )	( <sup>4</sup> )	( <sup>4</sup> )	( <sup>4</sup> )	( <sup>4</sup> )
1	Pickled fruits and vegetables and vege- table sauces and seasonings	6	4	9	13	103	( <sup>4</sup> )	( <sup>4</sup> )	( <sup>4</sup> )	( <sup>4</sup> )	( <sup>4</sup> )	( <sup>4</sup> )
5	Planing mills not operated in conjunc- tion with sawmills	15	11	5	47	318	19,551	79,156	336,208	726,924	1,497,127	770,203
1	Prepared feeds (including mineral) for animals and fowls	3		4	13	53	( <sup>4</sup> )	( <sup>4</sup> )	( <sup>4</sup> )	( <sup>4</sup> )	( <sup>4</sup> )	( <sup>4</sup> )
9	Printing ink	4		4	7	13	11,100	12,861	13,067	165,814	440,763	274,939
1	Rice cleaning and polishing	5	2	9	17	174	29,411	21,791	98,153	2,385,352	2,932,530	547,178
1	Sausages, prepared meats, and other meat products—not made in meat- packing establishments	8	4	9	15	177	( <sup>4</sup> )	( <sup>4</sup> )	( <sup>4</sup> )	( <sup>4</sup> )	( <sup>4</sup> )	( <sup>4</sup> )
15	Sheet-metal work not specifically classi- fied	6		14	23	91	46,601	31,416	92,908	310,241	506,082	196,441
20	Shipbuilding and ship repairing	8	1	14	61	966	72,731	152,043	1,104,494	923,167	2,831,764	1,903,607
19	Signs, advertising displays, and adver- tising novelties	5	3	3	8	112	( <sup>4</sup> )	( <sup>4</sup> )	( <sup>4</sup> )	( <sup>4</sup> )	( <sup>4</sup> )	( <sup>4</sup> )
14	Steel barrels, kegs, and drums	3		13	277	277	35,692	35,692	235,384	1,982,818	2,673,564	690,746
4	Textile bags—not made in textile mills <sup>6</sup>	11		12	56	928	75,963	86,783	554,438	8,610,727	10,741,090	2,130,363

See footnotes at end of table.

TABLE 9.—GENERAL STATISTICS FOR NEW ORLEANS, BY INDUSTRIES: 1939—Continued

Group No.	INDUSTRY	*Num- be of estab- lish- ments	*Propri- etors and firm mem- bers	*Sala- ried officers of cor- pora- tions <sup>1</sup>	*Sala- ried em- ploy- ees <sup>1</sup>	*Wage earners (average for year) <sup>2</sup>	Salaries of officers of corpora- tions <sup>1</sup>	Salaries of employees <sup>1</sup>	Wages	Cost of ma- terials, sup- plies, fuel, purchased electric en- ergy, and con- tract work	Value of products	Value added by manu- facture <sup>3</sup>
4	Trousers (semidress), wash suits, and washable service apparel.	4	4	6	16	477	\$25,036	\$18,664	\$271,587	\$1,077,687	\$1,655,451	\$577,764
4	Work clothing (except work shirts), sport garments (except leather), and other men's and boys' apparel, not elsewhere classified.	9	4	8	22	637	47,268	24,454	324,220	738,430	1,348,074	609,644
	Other industries <sup>4</sup> .....	244	137	231	1,165	8,236	1,247,045	2,085,031	6,740,502	34,463,438	65,010,919	30,547,481
	OTHER INDUSTRIES, BY INDUSTRY GROUPS <sup>5</sup>											
1	Food and kindred products.....	63	33	74	220	1,620	432,229	326,931	1,226,313	16,795,191	28,304,724	11,509,533
3	Textile-mill products and other fiber manufactures.....	12	9	12	93	2,380	136,672	184,689	1,477,238	3,408,519	6,604,485	3,285,966
4	Apparel and other finished products made from fabrics and similar materials.....	10	6	14	23	538	72,459	18,968	261,576	1,204,530	2,112,174	907,044
6	Furniture and finished lumber products.....	16	8	16	29	445	43,240	50,772	331,777	879,787	1,776,889	897,102
7	Paper and allied products.....	9	1	11	31	413	108,985	57,416	303,079	1,662,149	2,824,348	1,162,190
8	Printing, publishing, and allied industries.....	36	27	33	406	596	161,574	886,558	1,021,701	1,635,513	6,195,669	4,560,156
9	Chemicals and allied products.....	25	9	27	41	279	97,712	86,815	248,047	2,217,929	3,733,596	1,515,667
12	Leather and leather products.....	5	4	2	5	17	5,195	8,940	17,773	77,584	148,840	71,262
14	Iron and steel and their products, except machinery.....	15	8	11	147	728	56,800	255,668	667,346	3,606,187	5,985,696	2,379,509
15	Nonferrous metals and their products.....	5	2	1	6	60	1,476	9,169	74,397	86,940	235,790	148,850
17	Machinery (except electrical).....	13	7	17	16	268	77,110	32,860	279,600	376,165	1,025,930	619,765
20	Miscellaneous industries.....	20	16	7	19	207	27,380	28,586	198,609	360,773	802,507	441,824
13	Stone, clay, and glass products.....	6	2	4	27	380						
5	Lumber and timber basic products.....	1										
10	Products of petroleum and coal.....	2										
16	Electrical machinery.....	2										
18	Automobiles and automobile equip- ment.....	2	5	2	42	299	26,213	137,668	639,046	2,152,171	5,170,175	3,018,004
19	Transportation equipment except au- tomobiles.....	2										

\*As the figures for number of establishments and for personnel for those industries for which monetary items are withheld are given for the individual industries and are also included in the "Other industries" figures, the sums of the figures are larger than the totals shown for "All industries."

<sup>1</sup> Figures do not include data for personnel of central-administrative offices.

<sup>2</sup> Each of the averages in the "Wage earners" column is correct to the nearest unit, despite the fact that the averages for the several industries do not add exactly to the 1939 average for all industries. See GENERAL EXPLANATIONS—Wage earners and wages.

<sup>3</sup> Value of products less cost of materials, supplies, fuel, purchased electric energy, and contract work. See GENERAL EXPLANATIONS—Value added by manufacture.

<sup>4</sup> Figures omitted have been withheld to avoid disclosing exact or approximate data for individual establishments; they are included in the "Other industries" figures.

<sup>5</sup> For numbers of establishments and of wage earners in individual industries, see table 11.

<sup>6</sup> and <sup>7</sup> To avoid disclosing exact or approximate data for individual establishments, the data for certain establishments located outside New Orleans have been included in the figures for the industries to which these footnotes are indexed. Data for these establishments are not, however, included in the totals for the city.

<sup>8</sup> 2 establishments.

<sup>9</sup> 1 establishment.

## CENSUS OF MANUFACTURES: 1939

TABLE 10.—NUMBER OF ESTABLISHMENTS, BY INDUSTRY GROUPS, BY PARISHES: 1939

PARISH	Total	INDUSTRY GROUP																			
		1	2	3	4	5	6	7	8	9	10	11	12	13	14	15	16	17	18	19	20
The State.....	1,861	805	7	22	59	265	88	33	211	114	17	-----	6	47	36	24	4	71	5	21	26
Acadia.....	32	24			1	1			4												
Allen.....	12	3			5	5		2	2									2			
Ascension.....	11	5	1		2											1		2			
Assumption.....	14	14																			
Avoyelles.....	11	3		3		2			2	1											
Beauregard.....	14	5			4	3			2												
Bienville.....	10	1			5				1	3						1					
Bossier.....	18	1			6	2			1	5											
Caddo.....	150	58			1	12	9		18	11	2	6		1	4	7	4	2	14		3
Calcasieu.....	49	25				6	1		3	4					4			6			
Caldwell.....	3	1			2																
Cameron.....	2	1																1			
Catahoula.....	5	1		1	3																
Claiborne.....	11	5			3				3									1			
Concordia.....	7	1			4		1														
De Soto.....	11	2			6				1							1			1		
East Baton Rouge.....	51	19			9	2			8	4	2				1	2	1		2	1	
East Carroll.....	6	2			3														1		
East Feliciana.....	3				2					1											
Evangeline.....	9	2			5				1	1											
Franklin.....	10	2			6				1						1						
Grant.....	7	1			4	1			1	1											
Iberia.....	50	32			3	1		1	3	3					1	1	1		3	1	
Iberville.....	28	16		2	4	1			2	2					1				2		
Jackson.....	12				8			3	1												
Jefferson.....	55	26			3	4	1	1	10	1					3	2			1		3
Jefferson Davis.....	12	6			2			2	2										2		
Lafayette.....	28	14			1			4	1						2		2		3		1
Lafourche.....	23	19						2											1		
La Salle.....	6	1			3			1		1											
Lincoln.....	16	8			4	1			1	1					1						
Livingston.....	6	1			3	1			1												
Madison.....	12	5			4				1	1								1			
Morehouse.....	13	2			3	1	4		1	2											
Natchitoches.....	23	7			1	11			2	1					1						
Orleans.....	644	246	6	12	55	17	41	9	105	45	1		5	17	18	14	2	19	2	10	20
Ouachita.....	67	32			9	3		4	5	7				3				3	1		
Plaquemines.....	8	8																			
Pointe Coupee.....	9	5		1	2				1												
Rapides.....	54	19			16	5			3	2				5	1	1		1			1
Red River.....	3	1			2																
Richland.....	5	2			2				1												
Sabine.....	8	2			5				1												
St. Bernard.....	13	9					1	2				1	2							2	
St. Charles.....	9	3								1											
St. James.....	13	10		1	1	1															
St. John the Baptist.....	13	8			4	1															
St. Landry.....	33	14		1	7				4	4								2			1
St. Martin.....	12	11		1																	
St. Mary.....	32	22			1	3			2							1		2		1	
St. Tammany.....	21	9			4	1			3	1				2						1	
Tangipahoa.....	39	17			13	3	1		2	1				1				1			
Tensas.....	6	1			5																
Terrebonne.....	33	29							2									1		1	
Union.....	4	1			3																
Vermilion.....	20	19							1												
Vernon.....	8	2			4				1												
Washington.....	23	9			4		2	4	3	1						1					
Webster.....	19	3			6		1	2	3		2	1							1		
West Baton Rouge.....	7	6							1												
West Carroll.....	8	1			6				1												
West Feliciana.....	7	1			5				1												
Winn.....	13	2			8		1		2												

TABLE 11.—INDUSTRIES IN "OTHER INDUSTRIES" GROUPS—NUMBER OF ESTABLISHMENTS AND NUMBER OF WAGE EARNERS, FOR THE STATE AND FOR NEW ORLEANS: 1939

[In order to avoid disclosing data for individual establishments, wage-earner figures for industries represented by fewer than three establishments are withheld]

Group No. <sup>1</sup>	TITLE	Number of establishments	Wage earners	Group No. <sup>1</sup>	TITLE	Number of establishments	Wage earners
STATE OF LOUISIANA				STATE OF LOUISIANA—Continued			
1	Cane sugar—except refineries.....	77	4,003	15	Lighting fixtures.....	1	
	Cereal preparations.....	1			Nonferrous-metal foundries (except aluminum).....	2	
	Condensed and evaporated milk.....	1		16	Batteries, storage and primary (dry and wet).....	2	
	Cooking and other edible fats and oils, not elsewhere classified.....	2			Communication equipment.....	1	
	Custom slaughtering, wholesale.....	2			Generating, distribution, and industrial apparatus, and apparatus for incorporation in manufactured products, not elsewhere classified.....	1	
	Flavoring extracts and flavoring sirups, not elsewhere classified.....	4	34	17	Agricultural machinery (except tractors).....	1	
	Flour and other grain-mill products.....	3	45		Industrial machinery, not elsewhere classified.....	2	
	Poultry dressing and packing, wholesale.....	1			Machine-tool and other metalworking-machinery accessories, metal-cutting and shaping tools, and machinists' precision tools.....	1	
	Quick-frozen foods.....	1			Printing-trades machinery and equipment.....	1	
	Salad dressings.....	3	41		Refrigerators, domestic (mechanical and absorption), refrigeration machinery and equipment, and complete air-conditioning units.....	1	
	Wines.....	2			Special-industry machinery, not elsewhere classified.....	1	
3	Cordage and twine.....	2			Woodworking machinery.....	1	
	Cotton broad woven goods.....	1		18	Motor vehicles, motor-vehicle bodies, parts and accessories.....	5	203
	Hat bodies and hats, fur-felt.....	1		19	Boat building and boat repairing.....	1	
	Hosiery—full-fashioned.....	1			Motorcycles, bicycles, and parts.....	1	
	Hosiery—seamless.....	2			Transportation equipment not elsewhere classified.....	2	
	Jute goods (except felt).....	1		20	Games and toys (except dolls and children's vehicles).....	1	
	Woolen and worsted manufactures—regular factories or jobbers engaging contractors.....	1			Miscellaneous fabricated products not elsewhere classified.....	1	
4	Belts (apparel), regardless of material.....	1			Models and patterns (except paper patterns).....	1	
	Children's and infants' wear not elsewhere classified—made in inside factories or by jobbers engaging contractors.....	2			Photographic apparatus and materials and projection equipment (except lenses).....	1	
	Corsets and allied garments.....	1			Surgical supplies and equipment not elsewhere classified; orthopedic appliances.....	1	
	Men's neckwear—made in inside factories or by jobbers engaging contractors.....	5	242		Umbrellas, parasols, and canes.....	1	
	Women's and misses' clothing, not elsewhere classified—made in inside factories or by jobbers engaging contractors.....	1		CITY OF NEW ORLEANS			
	Women's, children's, and infants' underwear and nightwear of knitted fabrics.....	2		1	Biscuit, crackers, and pretzels.....	5	440
6	Partitions, shelving, cabinet work, and office and store fixtures.....	3	67		Cane-sugar refining.....	1	
	Upholstered household furniture.....	2			Canned and dried fruits and vegetables (including canned soups).....	1	
	Venetian blinds.....	1			Cereal preparations.....	1	
7	Coated and glazed paper.....	1			Cheese.....	2	
	Converted paper products not elsewhere classified.....	1			Custom slaughtering, wholesale.....	1	
	Envelopes.....	1			Flavoring extracts and flavoring sirups, not elsewhere classified.....	4	34
	Fiber cans, tubes, and similar products.....	1			Food preparations, not elsewhere classified.....	5	57
8	Books: printing without publishing.....	1			Liquors, rectified or blended.....	4	17
	Books: publishing without printing.....	1			Macaroni, spaghetti, vermicelli, and noodles.....	8	175
	Electrotyping and stereotyping, not done in printing establishments.....	1			Nonalcoholic beverages.....	13	261
	Lithographing and photo-lithographing (including preparation of stones or plates and dry transfers).....	3	32		Pickled fruits and vegetables and vegetable sauces and seasonings.....	6	103
9	Cleaning and polishing preparations, blackings, and dressings.....	2			Prepared feeds (including mineral) for animals and fowls.....	3	53
	Gum naval stores (processing but not gathering or warehousing).....	2			Sausages, prepared meats, and other meat products—made in meat-packing establishments.....	8	177
	Lubricating oils and greases—not made in petroleum refineries.....	2			Wines.....	1	
	Salt.....	2		3	Batting, padding, and wadding; upholstery filling.....	3	52
	Soap and glycerin.....	1			Cordage and twine.....	2	
	Tanning materials, natural dyestuffs, mordants, assistants, and sizes.....	1			Cotton broad woven goods.....	1	
10	Paving blocks and paving mixtures: asphalt, creosoted wood and composition.....	1			Hat bodies and hats, fur-felt.....	1	
12	Saddlery, harness, and whips.....	1			Hosiery—full-fashioned.....	1	
	Suitcases, brief cases, bags, trunks, and other luggage.....	1			Hosiery—seamless.....	2	
13	Asbestos products (except steam packing and pipe and boiler covering).....	2			Jute goods (except felt).....	1	
	Cement.....	1			Woolen and worsted manufactures—regular factories or jobbers engaging contractors.....	1	
	Flat glass.....	1		4	Belts (apparel), regardless of material.....	1	
	Mirrors and other glass products made of purchased glass.....	3	18		Children's and infants' wear not elsewhere classified—made in inside factories or by jobbers engaging contractors.....	2	
	Wallboard and wall plaster (except gypsum), building insulation (except mineral wool), and floor composition.....	2			Men's neckwear—made in inside factories or by jobbers engaging contractors.....	4	230
14	Doors, window sash, frames, molding, and trim (made of metal).....	1			Women's and misses' clothing, not elsewhere classified—made in inside factories or by jobbers engaging contractors.....	1	
	Galvanizing and other coating—carried on in plants not operated in connection with rolling mills.....	1			Women's, children's, and infants' underwear and nightwear of knitted fabrics.....	2	
	Heating and cooking apparatus, except electric, not elsewhere classified.....	1		5	Sawmills, veneer mills, and cooperage-stock mills, including those combined with logging camps and with planing mills.....	2	
	Saws.....	1		6	Caskets, coffins, burial cases, and other morticians' goods.....	4	131
	Steel castings.....	1			Cooperage.....	2	
	Tin cans and other tinware not elsewhere classified.....	4	623		Partitions, shelving, cabinet work, and office and store fixtures.....	3	67
	Wirework not elsewhere classified.....	1			Upholstered household furniture.....	2	
					Window and door screens and weather strip.....	2	
					Wooden boxes except cigar boxes.....	2	
					Wood products not elsewhere classified.....	1	

See footnote at end of table.

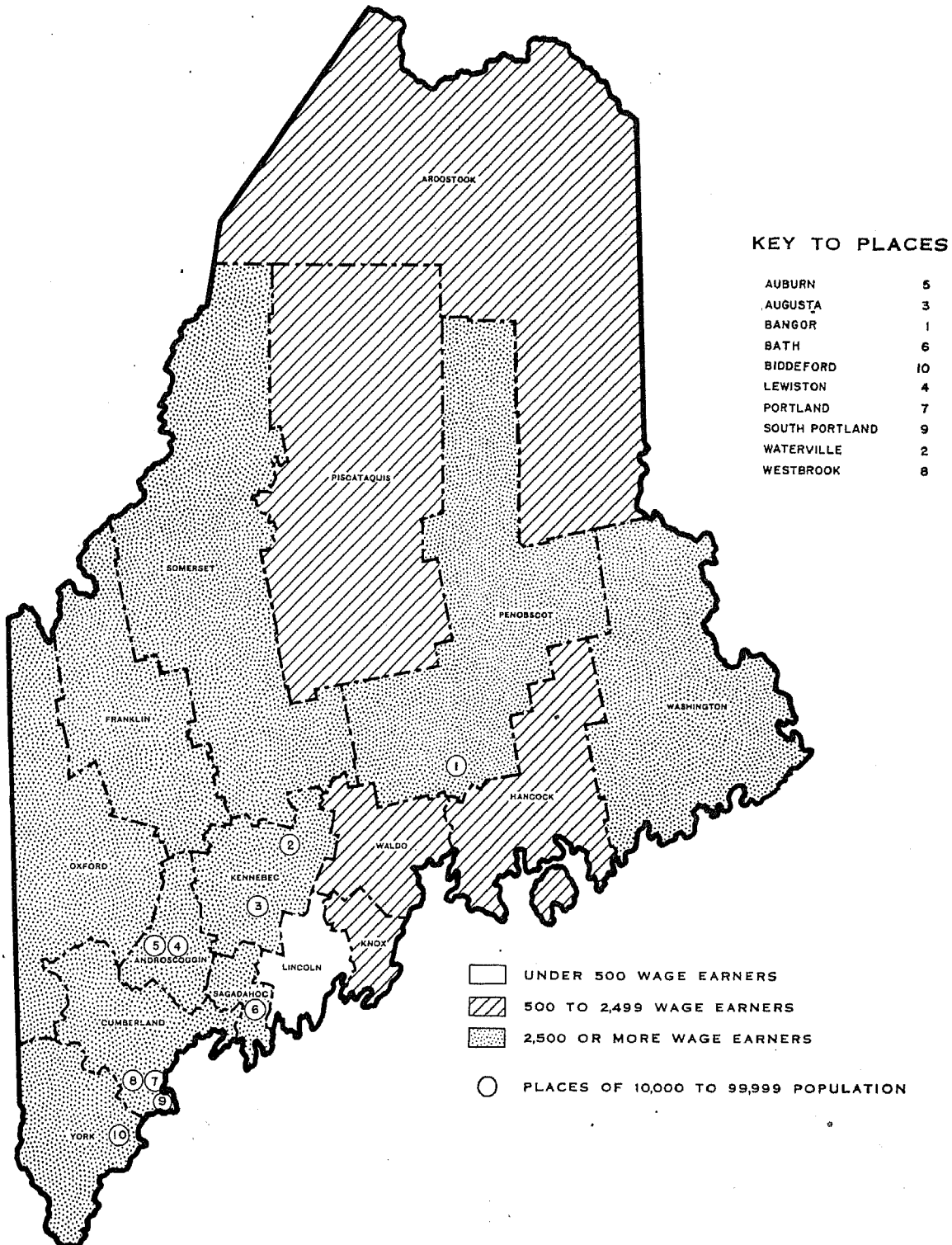
TABLE 11.—INDUSTRIES IN "OTHER INDUSTRIES" GROUPS—NUMBER OF ESTABLISHMENTS AND NUMBER OF WAGE EARNERS, FOR THE STATE AND FOR NEW ORLEANS: 1939—Continued

Group No. <sup>1</sup>	TITLE	Number of establishments	Wage earners	Group No. <sup>1</sup>	TITLE	Number of establishments	Wage earners
CITY OF NEW ORLEANS—Continued				CITY OF NEW ORLEANS—Continued			
7	Coated and glazed paper.....	1		14	Doors, window sash, frames, molding, and trim (made of metal).....	1	
	Converted paper products not elsewhere classified.....	1			Fabricated structural steel and ornamental metal work, made in plants not operated in connection with rolling mills.....	5	40
	Envelopes.....	1			Galvanizing and other coating—carried on in plants not operated in connection with rolling mills.....	1	
	Paper and paperboard mills.....	1			Gray-iron and semisteel castings.....	3	96
	Paper bags, except those made in paper mills.....	1			Power boilers and associated products.....	2	
	Paperboard containers and boxes not elsewhere classified.....	4	218		Tin cans and other tinware not elsewhere classified.....	2	
8	Bookbinding and related industries.....	6	29		Wirework not elsewhere classified.....	1	
	Books: printing without publishing.....	1		15	Jewelry (precious metals).....	3	47
	Books: publishing without printing.....	1			Lighting fixtures.....	1	
	Electrotyping and stereotyping, not done in printing establishments.....	1			Nonferrous-metal foundries (except aluminum).....	1	
	Engraving (steel, copperplate, and wood); plate printing.....	2		16	Batteries, storage and primary (dry and wet).....	2	
	Lithographing and photo-lithographing (including preparation of stones or plates and dry transfers).....	3	32	17	Blowers; exhaust and ventilating fans.....	2	
	Newspapers: publishing and printing.....	4	458		Food-products machinery.....	1	
	Periodicals: publishing and printing.....	3	18		Industrial machinery, not elsewhere classified.....	2	
	Periodicals: publishing without printing.....	11	2		Machine-shop repairs.....	5	64
	Photoengraving, not done in printing establishments (including preparation of plates).....	4	24		Machine-tool and other metalworking-machinery accessories, metal-cutting and shaping tools, and machinists' precision tools.....	1	
9	Chemicals not elsewhere classified.....	1			Printing-trades machinery and equipment.....	1	
	Cleaning and polishing preparations, blackings, and dressings.....	2			Refrigerators, domestic (mechanical and absorption), refrigeration machinery and equipment, and complete air-conditioning units.....	1	
	Insecticides, fungicides, and related industrial and household chemical compounds.....	6	14	18	Motor vehicles, motor-vehicles bodies, parts and accessories.....	2	
	Paints, varnishes, and lacquers.....	11	128	19	Motorcycles, bicycles, and parts.....	1	
	Perfumes, cosmetics, and other toilet preparations.....	3	27		Transportation equipment not elsewhere classified.....	1	
	Soap and glycerin.....	1		20	Brooms.....	6	48
	Wood naval stores.....	1			Games and toys (except dolls and children's vehicles).....	1	
10	Roofing, built-up and roll; asphalt shingles; roof coating (except paint).....	1			Hand stamps, stencils, and brands.....	3	8
12	Industrial leather belting and packing leather.....	3	10		Miscellaneous fabricated products not elsewhere classified.....	1	
	Saddlery, harness, and whips.....	1			Models and patterns (except paper patterns).....	1	
	Suitcases, brief cases, bags, trunks, and other luggage.....	1			Photographic apparatus and materials and projection equipment (except lenses).....	1	
13	Asbestos products (except steam packing and pipe and boiler covering).....	1			Signs, advertising displays, and advertising novelties.....	5	112
	Cement.....	1			Surgical supplies and equipment not elsewhere classified; orthopedic appliances.....	1	
	Mirrors and other glass products made of purchased glass.....	3	18		Umbrellas, parasols, and canes.....	1	
	Wallboard and wall plaster (except gypsum), building insulation (except mineral wool), and floor composition.....	1					

<sup>1</sup> For group titles, see GENERAL EXPLANATIONS—Changes in number of industries and of industry groups, sec. 27.

# MAINE

DENSITY OF WAGE-EARNER EMPLOYMENT, BY COUNTIES: 1939





# MAINE

TABLE 1.—SUMMARY FOR THE STATE: 1939, 1937, AND 1929

CENSUS YEAR	Number of establishments	Proprietors and firm members	Number of persons employed in manufacturing <sup>1</sup>	Salaries and wages <sup>1</sup>	Cost of materials, supplies, fuel, purchased electric energy, and contract work <sup>2</sup>	Value of products <sup>3</sup>	Value added by manufacture <sup>4</sup>
1939.....	1,210	690	81,995	\$82,026,503	\$192,945,181	\$345,368,595	\$152,423,414
1937.....	1,171	586	81,896	85,714,894	197,525,575	348,636,096	151,110,521
1929.....	1,538	890	75,192	87,866,557	214,518,040	385,997,680	171,479,640

<sup>1</sup> Figure for 1939 does not include data for employees of manufacturing establishments (except salaried officers of corporations) who were engaged in distribution, construction, and other nonmanufacturing work. For detail, see table 8. It is not known to what extent data for such nonmanufacturing employees were included in figures reported for earlier years. See GENERAL EXPLANATIONS—Persons engaged—general classification.

<sup>2</sup> The aggregates for cost of materials, etc., and value of products include large amounts of duplication due to the use of the products of some industries as materials by others. See GENERAL EXPLANATIONS—Duplication in cost of materials and value of products.

<sup>3</sup> Value of products less cost of materials, supplies, fuel, purchased electric energy, and contract work. See GENERAL EXPLANATIONS—Value added by manufacture.

TABLE 2.—SUMMARY FOR COUNTIES AND PLACES: 1939

	Population, 1940	Number of establishments	Wage earners (average for year) <sup>1</sup>	Wages <sup>2</sup>	Cost of materials, supplies, fuel, purchased electric energy, and contract work <sup>3</sup>	Value of products <sup>4</sup>	Value added by manufacture <sup>5</sup>
The State.....	847,226	1,210	75,656	\$68,434,288	\$192,945,181	\$345,368,595	\$152,423,414
COUNTIES <sup>1</sup>							
Androscoggin.....	76,679	153	14,308	11,994,771	29,320,718	55,848,447	26,527,729
Aroostook.....	94,436	73	2,195	1,790,084	8,349,541	13,170,135	4,820,594
Cumberland.....	146,000	228	9,200	8,806,475	26,719,193	48,531,188	21,811,995
Franklin.....	19,896	43	2,698	2,378,097	6,063,484	10,748,999	4,685,515
Hancock.....	32,422	26	1,033	1,180,504	5,837,243	9,773,408	3,936,165
Kennebec.....	77,231	78	8,627	8,248,343	20,617,619	38,106,825	17,579,206
Knox.....	27,191	48	1,461	1,261,983	2,901,989	6,149,370	3,247,381
Lincoln.....	16,294	18	218	145,549	324,159	638,423	314,264
Oxford.....	42,662	84	5,193	4,962,501	16,215,920	25,452,834	9,236,908
Penobscot.....	97,104	127	5,999	6,422,171	23,423,605	41,883,725	18,460,120
Piscataquis.....	18,467	30	1,284	982,427	1,658,923	3,711,124	2,052,201
Sagadahoc.....	19,123	27	3,451	4,471,496	14,107,377	21,258,527	7,151,150
Somerset.....	38,245	86	3,708	3,094,438	8,099,371	14,474,978	6,375,607
Waldo.....	21,159	18	663	397,531	1,347,090	2,226,102	879,072
Washington.....	37,767	74	2,618	1,487,450	6,626,149	11,047,650	4,421,501
York.....	82,550	97	13,020	10,810,468	21,332,794	42,260,800	20,924,006

See footnotes at end of table.

TABLE 2.—SUMMARY FOR COUNTIES AND PLACES: 1939—Continued

	Population, 1940	Number of establish- ments	Wage earn- ers (average for year) <sup>1</sup>	Wages <sup>2</sup>	Cost of mate- rials, supplies, fuel, purchased electric energy, and contract work <sup>3</sup>	Value of products <sup>4</sup>	Value added by manu- facture <sup>5</sup>
PLACES HAVING 10,000 OR MORE INHABITANTS							
Auburn.....	19,817	71	5,717	\$4,697,104	\$8,829,981	\$16,950,480	\$8,120,499
Augusta.....	19,360	20	2,432	2,083,519	4,718,091	8,398,086	3,679,995
Bangor.....	29,822	51	1,130	987,801	3,114,199	5,852,834	2,738,636
Bath <sup>6</sup> .....	10,235	15	2,813				
Biddeford.....	19,790	17	4,762	4,312,906	6,956,774	15,601,745	8,784,071
Lewiston.....	38,598	88	7,273	6,054,091	16,865,096	32,168,779	15,303,683
Portland.....	73,043	152	4,028	3,918,952	13,769,763	25,075,176	11,305,413
South Portland.....	15,781	10	328	299,113	706,751	1,434,320	727,569
Waterville.....	16,688	17	2,057	1,870,195	4,582,715	9,171,843	4,589,128
Westbrook <sup>6</sup> .....	11,087	11	2,499				

<sup>1</sup> Not including salaried officers and employees nor nonmanufacturing wage earners. The figure for each county or place is an average of the numbers reported for the several months of the year. In calculating it, equal weight must be given to full-time and to part-time wage earners (not reported separately by the manufacturers), and for this reason it exceeds the number that would have been required to perform the work done in the industries if all wage earners had been continuously employed throughout the year. The quotient obtained by dividing the amount of wages by the average number of wage earners cannot, therefore, be accepted as representing the average wage received by full-time wage earners. Each of the averages in this column is correct to the nearest unit, despite the fact that the averages for the several counties do not add exactly to the average for the State. In making comparisons between the figures for 1939 and those for earlier years, the possibility that the proportion of part-time employment varied from year to year should be taken into account.

<sup>2</sup> Profits and losses cannot be calculated from the census figures because no data are collected for certain expense items, such as interest, rent, depreciation, taxes, insurance, and advertising.

<sup>3</sup> See GENERAL EXPLANATIONS—Duplication in cost of materials and value of products.

<sup>4</sup> Value of products less cost of materials, supplies, fuel, purchased electric energy, and contract work. See GENERAL EXPLANATIONS—Value added by manufacture.

<sup>5</sup> For numbers of establishments by "Industry groups," see table 9.

<sup>6</sup> Figures omitted have been withheld to avoid disclosing exact or approximate data for individual establishments.

TABLE 3.—PERSONS EMPLOYED IN MANUFACTURING ESTABLISHMENTS, BY SEX: 1939 AND 1929

[The 1939 questionnaire, for the first time, called for data on the total number of employees in manufacturing establishments, including those engaged wholly or chiefly in distribution, construction, and other nonmanufacturing activities. It is not known to what extent data for such employees were included in the figures reported for earlier years. This table presents detailed figures for employees receiving pay at any time within the normal pay-roll period ended nearest Oct. 14, 1939, and for such employees on the pay roll on Dec. 14, 1929, or on the nearest representative date. The total for "Wage earners engaged in manufacturing" is not identical with the average for the year (given in other tables), and differs from the number reported for October 1939 or for December 1929, because for both years some manufacturers gave wage-earner figures for months other than those specified. See GENERAL EXPLANATIONS—Persons engaged—general classification]

CLASS AND SEX	1939 <sup>1</sup> (Oct. 14)	1929 <sup>1</sup> (Dec. 14)	CLASS AND SEX	1939 <sup>1</sup> (Oct. 14)	1929 <sup>1</sup> (Dec. 14)
All classes, aggregate <sup>2</sup> .....	93,047	75,182	Salaried officers and employees—Continued.		
Male.....	65,541	55,435	All other employees—Continued.		
Female.....	27,506	19,747	Engaged in manufacturing:		
			Male.....	3,831	
			Female.....	1,746	
Salaried officers and employees, total.....	8,322	6,372	Engaged in distribution:		
Male.....	6,095	4,616	Male.....	1,096	
Female.....	2,227	1,756	Female.....	398	
Salaried officers of corporations, total.....	762	830	Engaged in construction:		
Male.....	695	785	Male.....	409	
Female.....	67	45	Engaged in other work:		
All other employees (except wage earners in manufac- turing), total.....	7,560	5,542	Male.....	64	
			Female.....	16	
Male.....	5,400	3,831	Wage earners engaged in manufacturing, total.....	84,725	68,810
Female.....	2,160	1,711	Male.....	69,446	59,819
			Female.....	25,279	17,991

<sup>1</sup> See headnote.

<sup>2</sup> Figures do not include data for 600 proprietors and firm members for 1939 and 890 for 1929, which were not reported by sex for 1939.

<sup>3</sup> No data.

## STATE, BY INDUSTRIES: 1939—Continued

SALARIES AND WAGES							COST OF MATERIALS, SUPPLIES, FUEL, PURCHASED ELECTRIC ENERGY, AND CONTRACT WORK					Value of products	Value added by manu- facture †
Total †	Salaries of officers of corpora- tions ‡	Manufacturing		Distribu- tion	Con- struction	Other	Total	Materials and supplies	Fuel	Pur- chased electric energy	Contract work		
		Salaries ‡	Wages										
Dollars 17,092,003	Dollars 754,773	Dollars 2,076,014	Dollars 13,777,849	Dollars 408,213	Dollars 68,402	Dollars 6,752	Dollars 43,855,046	Dollars 42,041,981	Dollars 785,625	Dollars 744,009	Dollars 283,431	Dollars 73,575,291	Dollars 29,720,245
351,437 4,025,368	12,440 64,180	32,126 303,301	254,072 3,508,285	48,185 56,553	2,425 3,069	2,189	1,592,511 14,435,689	1,536,097 14,079,669	33,472 187,628	22,942 168,392	-----	2,737,346 22,007,378	1,144,835 7,571,689
709,407 671,300 201,776	90,262 52,700 20,429	55,891 86,116 45,406	537,976 520,086 112,437	13,759 12,398 17,504	----- ----- -----	2,519	2,260,646 1,451,822 189,899	2,032,960 1,436,662 164,515	4,628 8,114 4,543	9,116 7,046 4,188	213,922 ----- 16,653	3,329,166 2,445,942 776,849	1,068,520 904,120 586,950
220,565 518,857 911,188 107,396 3,632,097 151,851	54,281 20,138 71,684 35,535 68,747 12,427	30,896 85,413 238,444 9,721 496,760 17,849	95,701 389,887 554,087 53,046 2,935,468 118,876	25,692 23,419 42,926 9,094 96,189 -----	4,995 ----- 4,047 ----- 34,889 2,700	----- ----- ----- 1,044 -----	587,502 694,656 3,615,300 177,226 2,639,187 532,168	529,730 388,911 3,539,820 172,239 2,418,583 517,630	30,448 206,292 46,080 2,820 90,455 7,371	27,324 99,453 29,200 2,167 105,586 7,167	----- ----- 200 ----- 24,563 -----	1,161,441 2,030,529 5,738,857 383,002 8,317,528 768,207	573,939 1,335,873 2,123,557 205,776 5,678,341 236,039
5,590,741	236,950	575,091	4,097,929	63,494	10,277	1,000	15,678,440	15,225,145	163,774	261,428	28,093	23,879,046	8,200,606

<sup>1</sup> Value of products less cost of materials, supplies, fuel, purchased electric energy, and contract work. See GENERAL EXPLANATIONS—Value added by manufacture.<sup>2</sup> Figures omitted have been withheld to avoid disclosing exact or approximate data for individual establishments; they are included in the "Other industries" figures.<sup>3</sup> For numbers of establishments and of wage earners in individual industries, see table 10.

TABLE 7.—ESTABLISHMENTS CLASSIFIED AS UNDER CORPORATE OR OTHER FORM OF OWNERSHIP (OR CONTROL) AND AS UNDER CENTRAL-ADMINISTRATIVE-OFFICE OR INDEPENDENT OPERATION: 1939 AND 1929

TYPE OF OWNERSHIP OR CONTROL, AND OF OPERATION	NUMBER OF ESTABLISHMENTS		WAGE EARNERS (AVERAGE FOR YEAR) <sup>1</sup>		VALUE OF PRODUCTS		VALUE ADDED BY MANUFACTURE <sup>2</sup>	
	1939	1929	1939	1929	1939	1929	1939	1929
Total.....	1,210	1,538	75,656	68,820	\$345,368,595	\$385,997,680	\$152,423,414	\$171,479,640
TYPE OF OPERATION								
1939 <sup>3</sup>								
Corporate ownership or control:								
Central-administrative-office (plural-unit)	280	( <sup>4</sup> )	44,663	( <sup>4</sup> )	223,360,364	( <sup>4</sup> )	98,176,888	( <sup>4</sup> )
Independent (single-unit).....	397	( <sup>4</sup> )	23,939	( <sup>4</sup> )	101,191,123	( <sup>4</sup> )	43,781,358	( <sup>4</sup> )
Noncorporate ownership:								
Central-administrative-office (plural-unit)	46	( <sup>4</sup> )	1,376	( <sup>4</sup> )	5,161,007	( <sup>4</sup> )	2,425,577	( <sup>4</sup> )
Independent (single-unit).....	487	( <sup>4</sup> )	5,778	( <sup>4</sup> )	15,656,101	( <sup>4</sup> )	8,039,591	( <sup>4</sup> )
1939 AND 1929 <sup>3</sup>								
Central-administrative-office (plural-unit), corporate and noncorporate.....	326	309	45,939	38,922	228,521,371	246,687,762	100,602,465	102,757,636
Independent (single-unit), corporate and noncorporate.....	884	1,229	29,717	29,898	116,847,224	139,309,918	51,820,949	68,722,004
TYPE OF OWNERSHIP OR CONTROL								
Corporate.....	677	750	68,602	62,145	324,551,487	359,156,972	141,958,246	157,312,028
Noncorporate, total.....	533	788	7,154	6,675	20,817,108	26,840,708	10,465,168	14,167,612
Individual.....	380	( <sup>4</sup> )	4,241	( <sup>4</sup> )	9,282,414	( <sup>4</sup> )	5,125,302	( <sup>4</sup> )
Partnership.....	143	( <sup>4</sup> )	2,706	( <sup>4</sup> )	9,874,620	( <sup>4</sup> )	4,767,763	( <sup>4</sup> )
Cooperative.....	9							
Other.....	1		207		1,660,074		572,103	

<sup>1</sup> See headnotes to tables 3 and 4.<sup>2</sup> See GENERAL EXPLANATIONS—Value added by manufacture.<sup>3</sup> Because of changes in the questionnaire, no comparable figures for 1929 can be given for the first section of this table. For this reason, the items have been regrouped under "1939 and 1929" to present comparable figures so far as this can be done.<sup>4</sup> No data.<sup>5</sup> Figures for 1939 combined to avoid disclosing data for individual establishments; no data for 1929.

TABLE 8.—GENERAL STATISTICS FOR

[This table presents separate figures for each industry for which it is possible to publish such figures without disclosing exact or approximate data for individual establishments, given, however, reported larger numbers of wage earners or

Group No.	INDUSTRY	*Number of establishments	*Proprietors and firm members	*PERSONS EMPLOYED IN MANUFACTURING ESTABLISHMENTS <sup>1</sup>						
				Total <sup>1</sup>	Salaried officers of corporations <sup>2</sup>	Manufacturing		Distribution	Construction	Other
						Salaried employees <sup>2</sup>	Wage earners (average for year) <sup>3</sup>			
1	All industries, total.....	1,210	690	83,978	762	5,577	75,056	1,404	409	80
2 19	Boat building and boat repairing.....	11	9	230	8	6	212	4		
3 8	Bookbinding and related industries.....	7	8	24		1	23			
4 8	Books: printing without publishing.....	5	2	46	5	8	32	1		
5 12	Boot and shoe cut stock and findings.....	16	3	713	20	52	631	9	1	
6 1	Bread and other bakery products (except biscuit, crackers, and pretzels).....	95	92	1,448	28	102	1,108	124	16	10
7 13	Brick and hollow structural tile.....	13	14	144	5	7	121	11		
8 1	Candy and other confectionery products.....	4	2	24	3	2	18	1		
9 1	Canned and dried fruits and vegetables (including canned soups).....	43	10	1,282	15	117	1,067	65	13	5
10 1	Canned fish, crustacea, and mollusks.....	38	17	2,414	36	78	2,204	5	1	
11 3	Carpets, rugs, and mats made from such materials as paper fiber, grass, jute, flax, sisal, cotton, cocoa fiber, and rags.....	3		43	4	6	32		1	
12 6	Caskets, coffins, burial cases, and other morticians' goods.....	5	1	70	7	5	52	6		
13 2	Cigars.....	3	2	32	2	1	26	3		
14 13	Concrete products.....	3	2	89		4	85			
15 6	Cooperage.....	6	4	15		1	14			
16 1	Corn sirup, corn sugar, corn oil, and starch.....	17	7	119	3	4	90	5	17	
17 3	Cotton broad woven goods.....	9		9,597	11	460	9,110		10	6
18 1	Cured fish.....	15	18	277	2	8	259	2	6	
19 14	Cutlery (except aluminum, silver, and plated cutlery) and edge tools.....	9	4	147	6	13	113	8	6	1
20 9	Fertilizers.....	14	5	230	15	23	163	25		4
21 9	Fish and other marine oils, cake, and meal.....	4	1	52	4	6	38	4		
22 1	Flavoring extracts and flavoring sirups, not elsewhere classified.....	6	2	45		3	20	22		
23 1	Flour and other grain-mill products.....	5	3	13		2	11			
24 12	Footwear (except rubber).....	57	14	16,680	97	830	15,510	129	8	6
25 8	General commercial (job) printing.....	52	44	264	28	29	197	10		
26 14	Gray-iron and semisteel castings.....	8	6	124	8	12	104			
27 14	Hardware not elsewhere classified.....	3		445	10	38	341	56		
28 6	Household furniture, except upholstered.....	5	2	315	9	15	285	1		5
29 1	Ice cream and ices.....	15	9	203	4	27	93	64		15
30 9	Insecticides, fungicides, and related industrial and household chemical compounds.....	6	4	25	3	1	20	1		
31 12	Leather: tanned, curried, and finished—contract factories.....	4		269	5	18	246			
32 5	Logging camps and logging contractors (not operating sawmills).....	49	54	1,207	1	35	1,171			
33 8	Machine and hand typesetting (including advertisement typesetting).....	3	3	45		3	39	3		
34 17	Machine-shop products, not elsewhere classified.....	10	4	213	15	47	147	1		3
35 17	Machine-shop repairs.....	6	7	38		1	34	3		
36 6	Mattresses and bedsprings.....	5	3	75	2	6	64	3		
37 1	Meat packing, wholesale.....	6	3	177	8	14	115	37		3
38 13	Minerals and earths, ground or otherwise treated.....	4	1	55	1	9	43		2	
39 13	Monuments, tombstones, cut-stone, and stone products, not elsewhere classified.....	17	11	504	6	33	458	7		
40 8	Newspapers: publishing and printing.....	46	20	1,204	30	358	568	242		
41 1	Nonalcoholic beverages.....	42	28	202	11	43	107	131		
42 7	Paper and paperboard mills.....	23		8,766	14	726	7,773	38	215	
43 7	Paperboard containers and boxes not elsewhere classified.....	6		157	6	8	134	9		
44 8	Periodicals: publishing and printing.....	3	1	168	3	20	136	9		
45 8	Photoengraving, not done in printing establishments (including preparation of plates).....	5	4	23	3	2	17	1		
46 1	Pickled fruits and vegetables and vegetable sauces and seasonings.....	3	2	36	1	2	33			
47 5	Planing mills not operated in conjunction with sawmills.....	26	11	440	18	40	358	22	2	
48 1	Prepared feeds (including mineral) for animals and fowls.....	4	5	28	2	1	18	7		
49 3	Processed waste and recovered wool fibers—regular factories or jobbers engaging contractors.....	4		237	4	17	212	4		
50 7	Pulp mills.....	21		3,335	5	228	3,045		54	
51 11	Rubber products not elsewhere classified.....	3	1	95	4	11	79	1		
52 1	Sausages, prepared meats, and other meat products—not made in meat-packing establishments.....	10		135	5	13	82	34	1	
53 5	Sawmills, veneer mills, and cooperage-stock mills, including those combined with logging camps and with planing mills.....	165	143	3,285	43	131	3,059	45	7	
54 19	Shipbuilding and ship repairing.....	14	11	2,589	12	200	2,376			1
55 20	Signs, advertising displays, and advertising novelties.....	5	3	38	4	4	27	3		
56 20	Sporting and athletic goods not elsewhere classified.....	7	7	146	2	18	126			
57 17	Textile machinery.....	3		2,601	3	254	2,260	64	20	
58 6	Wooden boxes except cigar boxes.....	10	2	598	7	26	562	3		
59 6	Wood products not elsewhere classified.....	69	36	3,201	54	173	2,913	45	2	14
60 3	Woolen and worsted manufactures—regular factories or jobbers engaging contractors.....	40	2	9,431	50	562	8,786	32	1	
61 4	Work clothing (except work shirts), sport garments (except leather), and other men's and boys' apparel, not elsewhere classified.....	7	2	284	3	16	260	4		1

See footnotes at end of table.

## THE STATE, BY INDUSTRIES: 1939

and gives statistics for the remaining industries both in combination ("Other industries") and by industry groups. Certain of the industries for which combined figures are larger values of products than some of those shown separately]

SALARIES AND WAGES							COST OF MATERIALS, SUPPLIES, FUEL, PURCHASED ELECTRIC ENERGY, AND CONTRACT WORK					Value of products	Value added by manufacture	
Total	Salaries of officers of corporations	Manufacturing		Distribution	Construction	Other	Total	Materials and supplies	Fuel	Purchased electric energy	Contract work			
Dollars	Dollars	Dollars	Dollars	Dollars	Dollars	Dollars	Dollars	Dollars	Dollars	Dollars	Dollars	Dollars	Dollars	
84,834,726	3,034,289	9,957,926	68,434,288	2,284,313	444,537	79,373	192,045,181	180,899,745	7,020,871	4,232,721	785,844	345,368,595	152,423,414	1
216,193	29,937	4,697	173,771	7,788			233,346	225,655	4,162	3,529		576,827	343,481	2
20,962		2,900	18,362				14,415	11,736	688	614	1,377	69,033	54,618	3
56,176	14,546	7,902	20,512	4,216			57,192	34,454	787	1,494	20,377	131,258	74,156	4
638,056	80,208	66,418	466,093	17,933	1,404		1,007,576	991,875	2,489	13,212		1,932,950	925,374	5
1,705,846	139,747	155,142	1,255,757	126,407	17,029	11,074	3,470,504	3,328,061	99,019	51,524		6,750,951	3,280,447	6
124,422	7,260	11,068	99,024	7,070			59,131	18,864	38,053	2,214		226,842	167,711	7
27,571	5,250	1,100	19,721	1,500			35,361	33,955	742	604		77,075	42,314	8
989,023	32,895	144,751	699,088	83,373	23,347	5,569	4,286,150	4,194,415	75,049	16,695		6,482,588	2,196,429	9
1,221,222	97,132	91,684	1,025,905	6,313	188		4,880,823	4,774,629	94,095	21,099		8,150,590	3,269,767	10
33,085	8,500	6,681	16,704		1,200		29,329	27,295	707	551	776	68,905	39,570	11
99,516	24,430	8,780	53,047	13,259			155,728	150,608	2,813	2,307		306,267	150,539	12
24,644	1,901	1,300	19,856	1,587			32,114	31,231	523	360		66,813	34,699	13
(9)		(9)	(9)				(9)	(9)	(9)	(9)		(9)	(9)	14
13,410		956	12,454				26,951	26,015	420	516		49,302	22,351	15
96,327	5,580	5,085	68,245	6,644	10,773		473,060	420,545	33,447	19,068		787,507	314,447	16
8,005,747	74,341	764,883	7,164,339		6,162	6,022	12,231,669	11,519,500	215,890	474,920	21,359	28,342,860	16,111,101	17
98,163	11,893	6,079	71,371	5,000	2,920		168,636	164,557	2,158	1,021		313,318	144,682	18
174,360	19,172	22,011	120,061	11,039	1,067	1,010	111,959	92,807	11,341	7,214	597	372,511	290,552	19
216,437	44,391	31,382	110,761	25,691		4,212	1,926,025	1,920,069	350	5,606		2,491,879	505,854	20
(9)	(9)	(9)	(9)	(9)			(9)	(9)	(9)	(9)		(9)	(9)	21
9,925		1,800	8,065				115,010	111,866	360	2,784		153,940	38,930	22
14,893,349	605,885	1,451,347	12,358,483	408,000	10,961	3,573	25,286,753	25,013,540	77,954	186,857	8,402	40,102,403	20,875,650	23
317,853	62,114	33,206	214,016	8,517			270,370	228,743	4,955	8,539	27,833	818,327	547,957	24
128,507	12,170	24,078	92,259				61,915	49,657	8,811	3,447		218,284	166,309	25
582,201	36,280	55,373	425,545	65,003			549,553	479,903	35,885	21,454	12,311	1,436,544	887,291	27
322,142	62,088	27,679	224,805	156		7,414	347,110	334,068	4,880	7,571		870,658	523,539	28
287,013	35,400	49,796	92,733	80,425	763	22,496	841,473	805,662	9,734	26,077		1,607,087	705,014	29
30,537	5,865	2,430	20,762	1,480			78,300	74,478	1,703	2,119		132,005	53,705	30
235,719	14,475	18,966	202,778				194,327	166,079	16,912	11,336		649,982	355,655	31
683,353	1,604	27,003	653,756				486,361	410,733	1,500		74,128	1,296,106	809,745	32
48,184		4,208	42,789	1,187			20,474	11,834	1,146	1,531	5,963	93,329	72,855	33
283,455	37,744	64,679	178,566	290		1,876	248,048	227,136	11,851	8,865	196	615,729	367,681	34
51,303		1,500	47,199	2,544			24,179	20,889	1,025	2,265		116,278	92,099	35
(9)	(9)	(9)	(9)	(9)			(9)	(9)	(9)	(9)		(9)	(9)	36
214,456	29,170	16,847	126,451	39,018		2,970	1,632,044	1,613,029	10,944	8,071		1,998,743	366,699	37
54,322	9,905	10,608	25,748		2,061		104,369	85,289	2,940	16,140		239,521	135,152	38
594,408	29,950	56,451	496,739	11,268			230,846	173,083	28,136	29,627		1,211,722	980,876	39
1,821,677	188,487	579,650	764,977	288,653			682,508	598,393	24,424	37,458	22,233	4,052,628	3,370,120	40
387,374	44,554	63,638	92,195	166,663		324	574,383	553,499	11,550	9,334		1,340,766	772,373	41
12,307,080	108,895	1,731,440	10,168,937	88,755	209,953		40,117,890	36,020,841	3,470,416	626,633		69,278,265	29,160,375	42
156,980	21,067	13,155	109,069	13,089			226,829	219,133	3,134	4,562		494,912	268,083	43
(9)	(9)	(9)	(9)	(9)			(9)	(9)	(9)	(9)		(9)	(9)	44
37,875	8,824	2,540	25,575	936			11,319	9,937	313	1,069		70,177	58,858	45
(9)	(9)	(9)	(9)	(9)			(9)	(9)	(9)	(9)		(9)	(9)	46
455,503	52,063	52,054	315,862	32,063	1,961		902,396	868,522	9,018	24,353	503	1,534,776	632,380	47
(9)	(9)	(9)	(9)	(9)			(9)	(9)	(9)	(9)		(9)	(9)	48
236,667	28,035	21,930	170,254	16,448			678,719	626,853	24,796	11,825	15,245	1,053,321	374,602	49
4,309,825	34,612	567,230	3,701,009		66,974		18,490,831	15,991,970	1,149,745	1,349,116		25,370,932	6,880,101	50
(9)	(9)	(9)	(9)	(9)			(9)	(9)	(9)	(9)		(9)	(9)	51
172,392	18,840	17,988	86,023	48,341	1,200		1,055,453	1,034,851	8,007	12,595		1,375,832	320,379	52
2,329,139	108,345	143,450	2,022,886	38,549	15,900		2,403,391	2,157,317	23,351	57,016	165,707	6,055,091	3,651,700	53
(9)	(9)	(9)	(9)	(9)		(9)	(9)	(9)	(9)	(9)		(9)	(9)	54
43,587	8,474	2,508	27,627	4,978			35,138	33,246	734	1,158		125,231	90,093	55
130,551	7,576	23,462	99,513				180,206	168,942	916	6,607	3,741	407,904	227,695	56
(9)	(9)	(9)	(9)	(9)			(9)	(9)	(9)	(9)		(9)	(9)	57
585,930	13,320	50,844	609,006	3,760			817,409	788,584		28,825		1,731,866	914,457	58
2,903,700	177,337	260,775	2,334,110	124,514	2,263	4,701	2,538,585	2,404,302	30,948	75,489	27,846	7,130,190	4,697,005	59
9,145,500	449,124	1,142,940	7,450,799	102,637			20,083,535	19,031,914	679,106	278,696	93,819	36,118,681	16,035,146	60
170,556	3,340	21,788	140,332	4,316		780	582,514	576,600	2,419	3,495		903,618	321,104	61

## CENSUS OF MANUFACTURES: 1939

TABLE 8.—GENERAL STATISTICS FOR THE

Group No.	INDUSTRY	*Number of establishments	*Proprietors and firm members	*PERSONS EMPLOYED IN MANUFACTURING ESTABLISHMENTS <sup>1</sup>						
				Total <sup>2</sup>	Salaried officers of corporations <sup>2</sup>	Manufacturing		Distribution	Construction	Other
						Salaried employees <sup>2</sup>	Wage earners (average for year) <sup>3</sup>			
1	Other industries <sup>4</sup>	161	66	15, 073	132	1, 204	13, 384	300	46	7
	OTHER INDUSTRIES, BY INDUSTRY GROUPS <sup>4</sup>									
2	1 Food and kindred products	27	15	389	6	22	322	37		2
3	3 Textile-mill products and other fiber manufactures	13	4	4, 370	8	221	4, 111	28	2	
4	4 Apparel and other finished products made from fabrics and similar materials	11	3	918	13	43	830	29		3
5	6 Furniture and finished lumber products	13	5	612	7	45	552	8		
6	8 Printing, publishing, and allied industries	9	4	203	9	34	148	12		
7	9 Chemicals and allied products	13	4	153	9	29	92	20	3	
8	13 Stone, clay, and glass products	6	2	456	7	39	399	11		
9	14 Iron and steel and their products, except machinery	16	7	649	16	116	486	31		
10	15 Nonferrous metals and their products	5	1	67	7	6	48	6		
11	17 Machinery (except electrical)	11	3	3, 082	11	298	2, 680	65	27	1
12	20 Miscellaneous industries	8	3	162	4	14	142		2	
	(11) Rubber products	3	1	95	4	11	79	1		
	(19) Transportation equipment except automobiles	14	11	2, 589	12	200	2, 376			1
13	7 Paper and allied products	4								
	10 Products of petroleum and coal	1								
	12 Leather and leather products	5	3	1, 328	19	126	1, 119	52	12	
	18 Automobiles and automobile equipment	2								

\* As the figures for number of establishments and for personnel for those industries for which monetary items are withheld are given for the individual industries and are also included in the "Other industries" figures, the sums of the figures are larger than the totals shown for "All industries."

<sup>1</sup> See headnote to table 3 and GENERAL EXPLANATIONS—Persons engaged—general classification.

<sup>2</sup> Figures do not include data for personnel of central-administrative offices.

<sup>3</sup> Each of the averages in this column is correct to the nearest unit, despite the fact that the averages for the several industries do not add exactly to the 1939 average for all industries. See GENERAL EXPLANATIONS—Wage earners and wages.

## STATE, BY INDUSTRIES: 1939—Continued

SALARIES AND WAGES							COST OF MATERIALS, SUPPLIES, FUEL, PURCHASED ELECTRIC ENERGY, AND CONTRACT WORK					Value of products	Value added by manu- facture †
Total †	Salaries of officers of corpora- tions ‡	Manufacturing		Distribu- tion	Con- struction	Other	Total	Materials and supplies	Fuel	Pur- chased electric energy	Contract work		
		Salaries ‡	Wages										
Dollars 17,092,003	Dollars 754,773	Dollars 2,076,014	Dollars 13,777,849	Dollars 408,213	Dollars 68,402	Dollars 6,752	Dollars 43,855,046	Dollars 42,041,981	Dollars 785,625	Dollars 744,009	Dollars 283,431	Dollars 73,575,291	Dollars 29,720,245
351,437 4,025,368	12,440 64,180	32,126 303,301	254,072 3,508,285	48,185 56,553	2,425 3,069	2,189	1,592,511 14,435,689	1,536,097 14,079,669	33,472 187,628	22,942 168,392	-----	2,737,346 22,007,378	1,144,835 7,571,689
709,407 671,300 201,776	90,262 52,700 20,429	55,891 86,116 45,406	537,976 520,086 112,437	13,759 12,398 17,504	-----	2,519	2,260,646 1,451,822 189,899	2,032,960 1,436,662 164,515	4,628 8,114 4,543	9,116 7,046 4,188	213,922	3,329,166 2,445,942 776,849	1,068,520 904,120 586,950
220,565 518,857 911,188	54,281 20,138 71,684	30,896 85,413 238,444	95,701 389,887 554,087	25,692 23,419 42,926	4,995	-----	587,502 694,656 3,615,300	529,730 388,911 3,539,820	30,448 206,292 46,080	27,324 99,453 29,200	-----	1,161,441 2,030,529 5,738,857	573,939 1,335,873 2,123,557
107,396 3,632,097 151,851	35,535 68,747 12,427	9,721 496,760 17,849	53,046 2,935,468 118,876	9,094 96,189	-----	34,889	177,226 2,639,187 532,168	172,239 2,418,583 517,630	2,820 90,455 7,371	2,167 105,586 7,167	24,563	383,002 8,317,528 768,207	205,776 5,678,341 236,039
5,590,741	236,950	575,091	4,097,929	63,494	10,277	1,000	15,678,440	15,225,145	163,774	261,428	28,093	23,879,046	8,200,606

<sup>1</sup> Value of products less cost of materials, supplies, fuel, purchased electric energy, and contract work. See GENERAL EXPLANATIONS—Value added by manufacture.<sup>2</sup> Figures omitted have been withheld to avoid disclosing exact or approximate data for individual establishments; they are included in the "Other industries" figures.<sup>3</sup> For numbers of establishments and of wage earners in individual industries, see table 10.



TABLE 9.—NUMBER OF ESTABLISHMENTS, BY INDUSTRY GROUPS, BY COUNTIES: 1939

COUNTY	Total	INDUSTRY GROUP																			
		1	2	3	4	5	6	7	8	9	10	11	12	13	14	15	16	17	18	19	20
The State	1,210	317	3	69	18	240	108	54	127	33	1	3	82	40	36	5	27	2	25	20	
Androscoggin	153	40		11	2	10	11	8	11	4		2	31	8	7		5			3	
Aroostook	73	29			2	18	6	1	5	10							2				
Cumberland	228	69		8	7	24	15	5	44	7	1		8	10	11	4	5		3	7	
Franklin	43	8		2		12	13	3	2				1	1			1				
Hancock	26	8				3	2	2	2				1	4						4	
Kennebec	78	14		8	1	9	4	7	17	1			8		6		2		1		
Knox	48	11		5	2	7	3		5	1				7			2	1	4		
Lincoln	18	6				2			3										6	1	
Oxford	84	12		1		30	24	4	4				5	1	1					2	
Penobscot	127	32	3	10	1	16	10	13	10	3		1	8	2	7	1	3	1	2	4	
Piscataquis	30	2		4		15	4		2					3							
Sagadahoc	27	6		1	2	2	1	3	2	1			1	3	2		2		1		
Somerset	86	4		9		44	8	5	5				4				2		2	3	
Waldo	18	5			1	5	2	1	2	1			1								
Washington	74	45				16		1	4	5			1		1				1		
York	97	26		10		27	5	1	9				13	1	1		3		1		

TABLE 10.—INDUSTRIES IN "OTHER INDUSTRIES" GROUPS—NUMBER OF ESTABLISHMENTS AND NUMBER OF WAGE EARNERS, FOR THE STATE: 1939

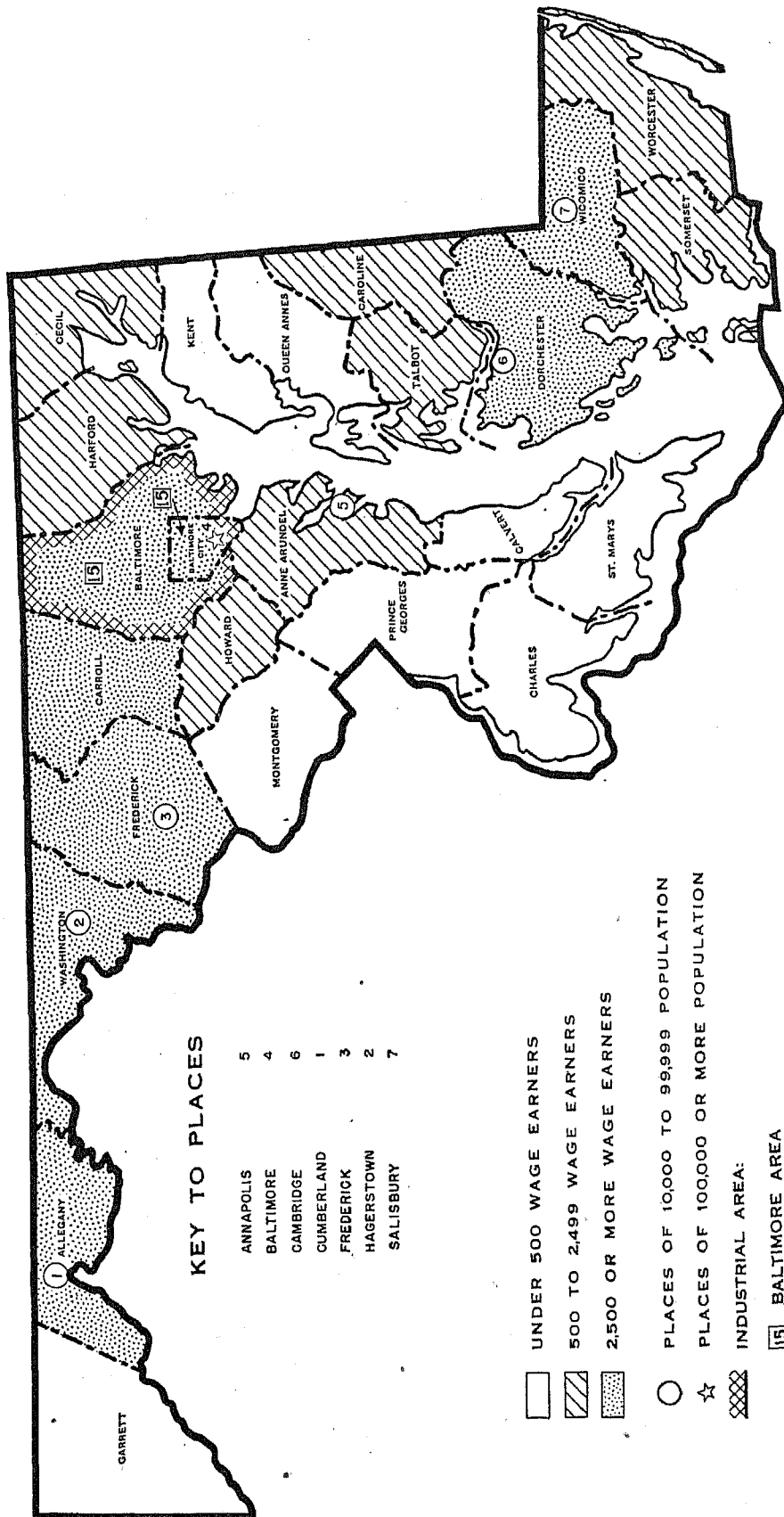
(In order to avoid disclosing data for individual establishments, wage-earner figures for industries represented by fewer than three establishments are withheld)

Group No.¹	TITLE	Number of establishments	Wage earners	Group No.¹	TITLE	Number of establishments	Wage earners
STATE OF MAINE				STATE OF MAINE—Continued			
1	Biscuit, crackers, and pretzels	1		9	Chemicals not elsewhere classified	2	
	Condensed and evaporated milk	2			Cleaning and polishing preparations, blackings, and dressings	2	
	Creamery butter	2			Coal-tar products, crude and intermediate	1	
	Flavoring extracts and flavoring sirups, not elsewhere classified	6	20		Drugs and medicines (including drug grinding)	2	
	Ice, manufactured	2			Fish and other marine oils, cake, and meal	4	38
	Liquors, rectified or blended	1			Grease and tallow (except lubricating greases)	1	
	Pickled fruits and vegetables and vegetable sauces and seasonings	3	33		Paints, varnishes, and lacquers	1	
	Poultry dressing and packing, wholesale	2		10	Paving blocks and paving mixtures: asphalt, creosoted wood, and composition	1	
	Prepared feeds (including mineral) for animals and fowls	4	18	11	Rubber products not elsewhere classified	3	79
	Preserves, jams, jellies, and fruit butters	1		12	Leather: tanned, curried, and finished—regular factories or jobbers engaging contractors	3	336
	Quick-frozen foods	2			Small leather goods	1	
	Vinegar and cider	1			Suitcases, brief cases, bags, trunks, and other luggage	1	
3	Artificial leather and oilcloth	1		13	Cement	1	
	Cordage and twine	1			Concrete products	3	85
	Cotton yarn	1			Lime	1	
	Dyeing and finishing cotton, rayon, silk, and linen textiles	1			Sewer pipe and kindred products	1	
	Hosiery—seamless	1		14	Enameled-iron sanitary ware and other plumbers' supplies (not including pipe and vitreous and semi-vitreous china sanitary ware)	2	
	Knitted outerwear (except knit gloves)—regular factories or jobbers engaging contractors	1			Fabricated structural steel and ornamental metal work, made in plants not operated in connection with rolling mills	2	
	Linoleum, asphalted-felt-base, and other hard-surface floor coverings, not elsewhere classified	2			Oil burners, domestic and industrial	1	
	Rayon broad woven goods—regular factories or jobbers engaging contractors	2			Power boilers and associated products	1	
	Woolen and worsted manufactures—contract factories	2			Saws	2	
4	Canvas products (except bags)	1			Stamped and pressed metal products (except automobile stampings)	1	
	Men's and boys' shirts (except work shirts), collars, and nightwear—made in inside factories or by jobbers engaging contractors	1			Stoves, ranges, water heaters, and hot-air furnaces (except electric)	2	
	Men's and boys' suits, coats, and overcoats (except work clothing)—made in contract factories	1			Tin cans and other tinware not elsewhere classified	2	
	Men's and boys' suits, coats, and overcoats (except work clothing)—made in inside factories or by jobbers engaging contractors	1			Tools (except edge tools, machine tools, files, and saws)	2	
	Robes, lounging garments, and dressing gowns	1		15	Wire drawn from purchased rods	1	
	Textile bags—not made in textile mills	2			Jewelry (precious metals)	1	
	Trousers (semidress), wash suits, and washable service apparel	2			Nonferrous-metal foundries (except aluminum)	2	
	Women's and misses' dresses (except house dresses)—made in inside factories or by jobbers engaging contractors	1			Sheet-metal work not specifically classified	2	
	Work gloves and mittens: cloth, cloth and leather combined	1		17	Agricultural machinery (except tractors)	2	
6	Leads and related products	1			Construction and similar machinery (except mining and oil-field machinery and tools)	1	
	Matches	1			Industrial machinery, not elsewhere classified	1	
	Mattresses and bedsprings	1			Paper-mill, pulp-mill, and paper-products machinery	1	
	Mirror frames and picture frames	6	64		Printing-trades machinery and equipment	2	
	Partitions, shelving, cabinet work, and office and store fixtures	1			Textile machinery	3	2,260
	Upholstered household furniture	2			Woodworking machinery	1	
	Wood preserving	1		18	Motor vehicles, motor-vehicles bodies, parts and accessories	2	
7	Coated and glazed paper	1		19	Shipbuilding and ship repairing	14	2,376
	Converted paper products not elsewhere classified	1		20	Brooms	1	
	Fiber cans, tubes, and similar products	1			Brushes	1	
	Pulp goods (pressed, molded)	1			Buttons	1	
8	Books: publishing and printing	1			Games and toys (except dolls and children's vehicles)	1	
	Books: publishing without printing	1			Hand stamps, stencils, and brands	1	
	Electrotyping and stereotyping, not done in printing establishments	2			Miscellaneous fabricated products not elsewhere classified	1	
	Periodicals: publishing and printing	3	136		Models and patterns (except paper patterns)	1	
	Periodicals: publishing without printing	2			Wool pulling	1	

¹ For group titles, see GENERAL EXPLANATIONS—Changes in number of industries and of industry groups, sec. 27.

# MARYLAND

DENSITY OF WAGE-EARNER EMPLOYMENT, BY COUNTIES: 1939



Prepared by the Bureau of the Census, Department of Commerce

# MARYLAND

TABLE 1.—SUMMARY FOR THE STATE: 1939, 1937, AND 1929

CENSUS YEAR	Number of establishments	Proprietors and firm members	Number of persons employed in manufacturing <sup>1</sup>	Salaries and wages <sup>1</sup>	Cost of materials, supplies, fuel, purchased electric energy, and contract work <sup>2</sup>	Value of products <sup>3</sup>	Value added by manufacture <sup>4</sup>
1939	2,893	2,271	157,169	\$193,560,599	\$604,504,715	\$1,027,354,074	\$422,849,359
1937	2,683	1,924	164,368	197,782,453	665,027,358	1,095,862,972	430,835,614
1929	3,175	2,358	140,837	178,127,998	671,089,721	1,068,016,342	396,926,621

<sup>1</sup> Figure for 1939 does not include data for employees of manufacturing establishments (except salaried officers of corporations) who were engaged in distribution, construction, and other nonmanufacturing work. For detail, see table 8. It is not known to what extent data for such nonmanufacturing employees were included in figures reported for earlier years. See GENERAL EXPLANATIONS—Persons engaged—general classification.

<sup>2</sup> The aggregates for cost of materials, etc., and value of products include large amounts of duplication due to the use of the products of some industries as materials by others. See GENERAL EXPLANATIONS—Duplication in cost of materials and value of products.

<sup>3</sup> Value of products less cost of materials, supplies, fuel, purchased electric energy, and contract work. See GENERAL EXPLANATIONS—Value added by manufacture.

TABLE 2.—SUMMARY FOR BALTIMORE INDUSTRIAL AREA, COUNTIES, AND PLACES: 1939

	Population, 1940	Number of establishments	Wage earners (average for year) <sup>1</sup>	Wages <sup>1</sup>	Cost of materials, supplies, fuel, purchased electric energy, and contract work <sup>2</sup>	Value of products <sup>3</sup>	Value added by manufacture <sup>4</sup>
The State	1,821,244	2,893	141,643	\$156,782,654	\$604,504,715	\$1,027,354,074	\$422,849,359
Baltimore Industrial Area <sup>5</sup>	1,014,925	2,032	105,737	126,981,059	515,298,580	856,967,248	341,668,668
COUNTIES <sup>6</sup>							
Allegany	86,973	72	11,157	12,763,778	24,908,379	60,960,631	36,052,252
Anne Arundel	68,375	22	568	647,426	6,381,895	8,917,804	2,535,909
Baltimore	155,825	97	29,181	45,916,334	118,601,818	210,894,400	92,292,691
Baltimore city	859,100	1,935	76,556	81,064,725	396,696,762	646,072,839	249,376,077
Calvert	10,484	6	52	44,862	87,825	183,228	95,403
Caroline	17,549	50	1,600	863,344	3,880,497	5,664,384	1,783,887
Carroll	39,054	80	3,068	2,160,330	6,098,549	11,362,369	4,663,820
Cecil	26,407	26	892	680,800	2,073,636	3,440,174	1,366,538
Charles	17,612	10	28	16,817	46,357	129,369	83,012
Dorchester	28,006	69	2,753	1,523,132	9,076,516	13,777,932	4,701,416
Frederick	57,312	68	2,578	1,968,164	5,732,055	11,284,781	5,552,726
Garrett	21,981	13	76	49,403	153,464	340,129	186,665
Harford	35,060	56	636	381,984	1,022,406	1,933,303	910,897
Howard	17,175	11	551	418,655	3,860,990	5,128,522	1,267,532
Kent	13,465	14	155	91,119	274,020	553,225	278,605
Montgomery	83,912	22	172	176,903	838,511	1,417,017	578,566
Prince Georges	89,490	31	280	315,113	638,449	1,624,011	985,562
Queen Annes	14,476	16	138	65,223	293,836	454,626	160,790
St. Marys	14,626	4	18	7,635	35,209	68,257	23,048
Somerset	20,965	42	792	357,149	1,408,424	2,284,688	876,264
Talbot	18,784	37	622	242,011	1,000,554	1,726,624	726,070
Washington	68,838	95	5,227	4,540,018	11,568,586	23,944,500	12,375,914
Wicomico	34,530	72	3,457	2,061,960	6,268,482	11,216,140	4,947,658
Worcester	21,245	45	1,087	425,769	2,956,895	3,985,112	1,028,217
PLACES HAVING 10,000 OR MORE INHABITANTS							
Annapolis	13,069	10	59	72,063	211,933	510,619	298,686
Baltimore	859,100	1,935	76,556	81,064,725	396,696,762	646,072,839	249,376,077
Cambridge	10,102	29	1,628	937,395	4,431,214	7,742,985	3,311,771
Cumberland	39,483	44	1,739	2,320,339	7,897,429	14,319,037	6,421,608
Frederick	15,802	34	1,703	1,464,370	4,010,364	8,112,396	4,102,032
Hagerstown	32,491	66	4,099	3,601,059	8,788,881	18,430,943	9,642,062
Salisbury	13,313	41	2,167	1,438,512	4,810,693	8,655,841	3,736,208

<sup>1</sup> Not including salaried officers and employees nor manufacturing wage earners. The figure for each county or place is an average of the numbers reported for the several months of the year. In calculating it, equal weight must be given to full-time and to part-time wage earners (not reported separately by the manufacturers), and for this reason it exceeds the number that would have been required to perform the work done in the industries if all wage earners had been continuously employed throughout the year. The quotient obtained by dividing the amount of wages by the average number of wage earners cannot, therefore, be accepted as representing the average wage received by full-time wage earners. Each of the averages in this column is correct to the nearest unit, despite the fact that the averages for the several counties do not add exactly to the average for the State. In making comparisons between the figures for 1939 and those for earlier years, the possibility that the proportion of part-time employment varied from year to year should be taken into account.

<sup>2</sup> Profits and losses cannot be calculated from the census figures because no data are collected for certain expense items, such as interest, rent, depreciation, taxes, insurance, and advertising.

<sup>3</sup> See GENERAL EXPLANATIONS—Duplication in cost of materials and value of products.

<sup>4</sup> Value of products less cost of materials, supplies, fuel, purchased electric energy, and contract work. See GENERAL EXPLANATIONS—Value added by manufacture.

<sup>5</sup> For numbers of establishments by "Industry groups," see table 11.

<sup>6</sup> Comprises Baltimore County and the independent city of Baltimore, for which separate figures are given under "Counties," below. For statistics by industries for the area and for Baltimore city, see tables 9 and 10.

TABLE 3.—PERSONS EMPLOYED IN MANUFACTURING ESTABLISHMENTS, BY SEX: 1939 AND 1929

(The 1939 questionnaire, for the first time, called for data on the total number of employees in manufacturing establishments, including those engaged wholly or chiefly in distribution, construction, and other nonmanufacturing activities. It is not known to what extent data for such employees were included in the figures reported for earlier years. This table presents detailed figures for employees receiving pay at any time within the normal pay-roll period ended nearest Oct. 14, 1939, and for such employees on the pay roll on Dec. 14, 1929, or on the nearest representative date. The total for "Wage earners engaged in manufacturing" is not identical with the average for the year (given in other tables), and differs from the number reported for October 1939 or for December 1929, because for both years some manufacturers gave wage-earner figures for months other than those specified. See GENERAL EXPLANATIONS—Persons engaged—general classification]

CLASS AND SEX	1939 (Oct. 14) <sup>1</sup>	1929 (Dec. 14) <sup>1</sup>	CLASS AND SEX	1939 (Oct. 14) <sup>1</sup>	1929 (Dec. 14) <sup>1</sup>
All classes, aggregate <sup>2</sup> .....	193, 647	140, 790	Salaried officers and employees—Continued.		
Male.....	140, 730	100, 541	All other employees, etc.—Continued.		
Female.....	52, 917	40, 249	Engaged in manufacturing:		
Salaried officers and employees, total.....	25, 288	18, 510	Male.....	9, 619	
Male.....	19, 907	13, 481	Female.....	3, 981	
Female.....	5, 381	5, 029	Engaged in distribution:		
Salaried officers of corporations, total.....	1, 926	2, 342	Male.....	6, 991	
Male.....	1, 800	2, 214	Female.....	1, 200	(*)
Female.....	126	128	Engaged in construction:		
All other employees (except wage earners in manu- facturing), total.....	23, 362	16, 168	Male.....	1, 161	
Male.....	18, 107	11, 267	Engaged in other work:		
Female.....	5, 255	4, 901	Male.....	336	
			Female.....	74	
			Wage earners engaged in manufacturing, total.....	168, 359	122, 280
			Male.....	120, 823	87, 060
			Female.....	47, 536	35, 220

<sup>1</sup> See headnote.

<sup>2</sup> Figures do not include data for 2,271 proprietors and firm members for 1939 and 2,358 for 1929, which were not reported by sex for 1939.

<sup>3</sup> No data.

TABLE 4.—WAGE EARNERS ENGAGED IN MANUFACTURING, BY MONTHS: 1939, 1937, AND 1929

(The figures for 1939 relate to wage earners engaged in manufacturing only. It is not known to what extent the figures for earlier years include data for nonmanufacturing wage earners. See headnote to table 3)

CENSUS YEAR	Average number em- ployed during year <sup>1</sup>	NUMBER RECEIVING PAY DURING NORMAL PAY-ROLL PERIOD ENDED NEAREST 15TH OF MONTH—											
		January	February	March	April	May	June	July	August	Septem- ber	October	Novem- ber	December
1939.....	141, 643	123, 126	126, 746	130, 089	132, 779	134, 719	137, 881	143, 915	148, 659	162, 350	156, 761	151, 704	149, 004
1937.....	145, 932	132, 507	135, 657	140, 585	144, 876	147, 736	151, 182	154, 147	167, 454	164, 085	147, 399	136, 740	128, 812
1929.....	122, 327	112, 220	115, 708	118, 023	120, 423	119, 987	121, 818	123, 980	132, 499	139, 141	128, 902	119, 767	115, 462

<sup>1</sup> See GENERAL EXPLANATIONS—Wage earners and wages.

## CENSUS OF MANUFACTURES: 1939

TABLE 5.—SUMMARY FOR ESTABLISHMENTS CLASSIFIED AS TO SIZE BY NUMBER OF WAGE EARNERS: 1939 AND 1929

SIZE CLASS	NUMBER OF ESTABLISHMENTS		WAGE EARNERS (AVERAGE FOR YEAR) <sup>1</sup>		VALUE OF PRODUCTS	VALUE ADDED BY MANUFACTURE
	1939	1929	1939	1929	1939	1939
All establishments.....	2,893	3,175	141,643	122,327	\$1,027,354,074	\$422,849,359
No wage earners.....	152	88			5,722,510	1,516,943
1 to 5.....	1,051	1,358	2,825	4,120	20,238,609	11,833,428
6 to 20.....	788	868	8,843	9,750	64,389,842	27,241,187
21 to 50.....	424	411	13,591	13,491	74,988,823	34,080,800
51 to 100.....	225	223	15,935	15,743	109,808,653	48,024,239
101 to 250.....	157	146	23,804	23,379	123,275,347	55,128,069
251 to 500.....	64	43	22,810	15,330	165,629,119	66,818,210
501 to 1,000.....	23	31	15,381	20,976	176,285,694	48,774,584
1,001 to 2,500.....	6	5	8,437	19,529	113,297,743	29,067,373
2,501 or more.....	3	2	30,017		167,717,734	100,364,466

<sup>1</sup> See headnotes to tables 3 and 4.<sup>2</sup> See GENERAL EXPLANATIONS—Value added by manufacture.<sup>3</sup> Combined to avoid disclosing data for individual establishments.

TABLE 6.—SUMMARY FOR ESTABLISHMENTS CLASSIFIED AS TO SIZE BY VALUE OF PRODUCTS: 1939 AND 1929

SIZE CLASS	NUMBER OF ESTABLISHMENTS		WAGE EARNERS (AVERAGE FOR YEAR) <sup>1</sup>		VALUE OF PRODUCTS		VALUE ADDED BY MANUFACTURE <sup>2</sup>	
	1939	1929	1939	1929	1939	1929	1939	1929
All establishments.....	2,893	3,175	141,643	122,327	\$1,027,354,074	\$1,068,016,342	\$422,849,359	\$396,926,621
\$5,000 to \$19,999.....	980	1,097	3,536	3,968	10,447,743	12,293,302	6,032,512	7,477,141
\$20,000 to \$49,999.....	620	668	6,532	5,578	20,001,743	21,863,883	10,680,660	12,404,074
\$50,000 to \$99,999.....	392	442	7,657	7,173	28,199,568	31,638,923	14,358,785	16,616,113
\$100,000 to \$249,999.....	404	457	13,880	14,173	63,626,288	72,293,455	30,267,573	36,427,463
\$250,000 to \$499,999.....	221	229	13,906	14,809	79,102,907	80,540,392	34,480,544	39,014,362
\$500,000 to \$999,999.....	129	126	14,894	13,127	87,413,353	87,233,897	37,284,897	40,229,509
\$1,000,000 to \$2,499,999.....	87	102	21,610	21,885	127,910,273	156,705,622	59,206,335	69,592,194
\$2,500,000 to \$4,999,999.....	33	25	12,250	11,241	111,165,487	88,192,004	49,972,913	37,227,775
\$5,000,000 and over.....	27	29	47,378	30,373	499,486,712	517,253,964	180,565,140	137,937,990

<sup>1</sup> See headnotes to tables 3 and 4.<sup>2</sup> See GENERAL EXPLANATIONS—Value added by manufacture.

TABLE 7.—ESTABLISHMENTS CLASSIFIED AS UNDER CORPORATE OR OTHER FORM OF OWNERSHIP (OR CONTROL) AND AS UNDER CENTRAL-ADMINISTRATIVE-OFFICE OR INDEPENDENT OPERATION: 1939 AND 1929

TYPE OF OWNERSHIP OR CONTROL, AND OF OPERATION	NUMBER OF ESTABLISHMENTS		WAGE EARNERS (AVERAGE FOR YEAR) <sup>1</sup>		VALUE OF PRODUCTS		VALUE ADDED BY MANUFACTURE <sup>2</sup>	
	1939	1929	1939	1929	1939	1929	1939	1929
Total.....	2,893	3,175	141,463	122,327	\$1,027,354,074	\$1,068,016,342	\$422,849,359	\$396,926,621
TYPE OF OPERATION								
1939 <sup>3</sup>								
Corporate ownership or control:								
Central-administrative-office (plural-unit).....	488	( <sup>4</sup> )	82,155	( <sup>4</sup> )	718,313,337	( <sup>4</sup> )	276,464,093	( <sup>4</sup> )
Independent (single-unit).....	797	( <sup>4</sup> )	37,571	( <sup>4</sup> )	222,101,618	( <sup>4</sup> )	109,016,187	( <sup>4</sup> )
Noncorporate ownership:								
Central-administrative-office (plural-unit).....	151	( <sup>4</sup> )	5,072	( <sup>4</sup> )	16,120,204	( <sup>4</sup> )	6,312,704	( <sup>4</sup> )
Independent (single-unit).....	1,457	( <sup>4</sup> )	16,845	( <sup>4</sup> )	70,818,915	( <sup>4</sup> )	31,050,375	( <sup>4</sup> )
1939 AND 1929 <sup>3</sup>								
Central-administrative-office (plural-unit), corporate and noncorporate.....	630	412	87,227	58,862	734,433,541	672,142,217	282,776,707	211,974,907
Independent (single-unit), corporate and noncorporate.....	2,254	2,763	54,416	63,465	292,920,533	395,874,125	140,072,662	184,951,714
TYPE OF OWNERSHIP OR CONTROL								
Corporate.....	1,285	1,308	119,726	102,186	940,414,955	958,251,230	385,480,280	346,226,143
Noncorporate, total.....	1,608	1,867	21,917	20,141	86,939,119	109,765,112	37,369,079	50,700,478
Individual.....	1,061	( <sup>4</sup> )	11,167	( <sup>4</sup> )	39,256,983	( <sup>4</sup> )	17,674,075	( <sup>4</sup> )
Partnership.....	531	( <sup>4</sup> )	10,576	( <sup>4</sup> )	47,169,600	( <sup>4</sup> )	19,444,188	( <sup>4</sup> )
Cooperative.....	8	( <sup>4</sup> )	108	( <sup>4</sup> )	257,921	( <sup>4</sup> )	137,120	( <sup>4</sup> )
Other.....	8	( <sup>4</sup> )	66	( <sup>4</sup> )	254,615	( <sup>4</sup> )	113,696	( <sup>4</sup> )

<sup>1</sup> See headnotes to tables 3 and 4.<sup>2</sup> See GENERAL EXPLANATIONS—Value added by manufacture.<sup>3</sup> Because of changes in the questionnaire, no comparable figures for 1929 can be given for the first section of this table. For this reason, the items have been regrouped under "1939 and 1929" to present comparable figures so far as this can be done.<sup>4</sup> No data.

TABLE 8.—GENERAL STATISTICS FOR

[This table presents separate figures for each industry for which it is possible to publish such figures without disclosing exact or approximate data for individual establishments figures are given, however, reported larger numbers of wage earners]

Group No.	INDUSTRY	*Number of establishments	*Proprietors and firm members	*PERSONS EMPLOYED IN MANUFACTURING ESTABLISHMENTS <sup>1</sup>						
				Total <sup>2</sup>	Salaried officers of corporations <sup>2</sup>	Manufacturing		Distribution	Construction	Other
						Salaried employees <sup>2</sup>	Wage earners (average for year) <sup>3</sup>			
1	All industries, total.....	2,893	2,271	166,931	1,926	13,600	141,643	8,191	1,161	410
2	19 Aircraft and parts, including aircraft engines.....	3	3	8,174	10	344	7,772	8	10	30
3	15 Alloying; and rolling and drawing of nonferrous metals, except aluminum.....	7	7	1,312	9	187	1,010	89	11	30
4	6 Baskets for fruits and vegetables.....	7	3	589	2	12	572	3	3	3
5	4 Belts (apparel), regardless of material.....	3	3	32	3	3	26	102	1	4
6	1 Biscuit, crackers, and pretzels.....	6	2	891	10	47	667	102	1	4
7	8 Bookbinding and related industries.....	15	12	725	18	114	555	35	3	3
8	8 Books: printing without publishing.....	12	5	587	19	74	478	16	12	3
9	8 Books: publishing without printing.....	5	2	41	5	24	12	12	1	3
10	1 Bread and other bakery products (except biscuit, crackers, and pretzels).....	300	309	4,694	38	266	3,977	381	18	14
11	13 Brick and hollow structural tile.....	16	3	748	20	37	607	67	15	2
12	20 Brooms.....	11	11	314	6	10	293	5	1	1
13	20 Brushes.....	7	2	982	8	106	809	55	4	1
14	1 Candy and other confectionery products.....	34	29	820	24	64	642	87	2	1
15	1 Canned and dried fruits and vegetables (including canned soups).....	191	184	7,568	52	340	7,101	62	4	9
16	1 Canned fish, crustacea, and mollusks.....	5	9	41	1	4	37	1	1	1
17	4 Canvas products (except bags).....	5	7	31	4	2	23	2	1	1
18	19 Cars and car equipment—railroad, street, and rapid-transit.....	3	3	120	7	7	113	1	1	1
19	6 Caskets, coffins, burial cases, and other morticians' goods.....	6	3	136	2	12	97	25	1	1
20	1 Cheese.....	5	1	35	3	3	23	8	1	1
21	9 Chemicals not elsewhere classified.....	10	1	1,290	12	189	1,016	10	63	1
22	2 Cigars.....	7	9	202	4	9	181	8	1	1
23	13 Clay refractories, including refractory cement (clay).....	3	3	390	1	11	384	1	1	1
24	9 Cleaning and polishing preparations, blackings, and dressings.....	17	10	240	17	57	124	42	1	1
25	3 Cloth sponging and miscellaneous special finishing.....	3	6	59	4	4	55	1	1	1
26	4 Coats, suits, and skirts (except fur coats)—made in contract factories.....	3	1	93	5	2	86	1	1	1
27	4 Coats, suits, and skirts (except fur coats)—made in inside factories or by jobbers engaging contractors.....	19	14	883	19	68	759	37	1	1
28	9 Colors and pigments.....	4	4	874	1	115	628	7	123	1
29	9 Compressed and liquefied gases—not made in petroleum refineries or in natural-gasoline plants.....	6	6	101	13	13	67	21	1	1
30	13 Concrete products.....	41	24	556	21	43	435	57	1	1
31	1 Condensed and evaporated milk.....	6	6	130	1	12	103	1	7	7
32	6 Cooperage.....	11	14	311	3	24	220	64	1	1
33	3 Cotton broad woven goods.....	6	6	1,276	6	95	1,104	11	1	1
34	9 Drugs and medicines (including drug grinding).....	27	9	696	43	132	387	99	9	26
35	3 Dyeing and finishing cotton, rayon, silk, and linen textiles.....	4	4	647	7	45	579	16	1	1
36	16 Electrical products not elsewhere classified.....	6	4	180	3	43	132	2	1	1
37	15 Electroplating, plating, and polishing.....	8	8	45	4	3	36	2	1	1
38	8 Electrotyping and stereotyping, not done in printing establishments.....	4	4	66	10	5	47	4	1	1
39	17 Elevators, escalators, and conveyors.....	4	2	77	7	11	54	5	1	1
40	4 Embroideries: Schiffli-machine products.....	3	2	198	2	19	176	1	1	1
41	14 Enameled-iron sanitary ware and other plumbers' supplies (not including pipe and vitreous and semivitreous china sanitary ware).....	4	2	702	1	61	638	1	2	1
42	15 Engraving on metal (except for printing purposes).....	3	3	7	1	1	6	1	1	1
43	8 Engraving (steel, copperplate, and wood); plate printing.....	5	8	24	1	4	19	1	1	1
44	7 Envelopes.....	4	4	215	11	13	165	26	1	1
45	14 Fabricated structural steel and ornamental metal work, made in plants not operated in connection with rolling mills.....	13	7	603	10	131	420	35	1	1
46	9 Fertilizers.....	38	5	2,460	40	250	1,991	155	24	1
47	3 Finishing of men's and boys' hats of fur-felt, wool-felt, and straw.....	3	1	1,180	10	110	997	63	1	1
48	1 Flavoring extracts and flavoring sirups, not elsewhere classified.....	8	2	330	9	38	155	128	1	1
49	1 Flour and other grain-mill products.....	53	53	280	21	31	184	42	1	2
50	1 Food preparations, not elsewhere classified.....	15	9	228	16	22	138	51	1	1
51	17 Food-products machinery.....	10	1	974	17	82	732	140	1	3
52	12 Footwear (except rubber).....	12	1	3,094	20	218	2,706	48	102	1
53	14 Forgings, iron, and steel—made in plants not operated in connection with rolling mills.....	3	3	157	3	12	142	1	1	1
54	4 Fur coats and other fur garments, accessories, and trimmings.....	6	4	90	5	2	72	11	1	1
55	14 Galvanizing and other coating—carried on in plants not operated in connection with rolling mills.....	4	5	76	3	8	65	3	1	1
56	20 Games and toys (except dolls and children's vehicles).....	5	3	142	5	26	108	1	1	1
57	8 General commercial (job) printing.....	161	149	2,451	102	257	1,973	112	3	4
58	16 Generating, distribution, and industrial apparatus, and apparatus for incorporation in manufactured products, not elsewhere classified.....	3	3	264	9	62	182	11	1	1
59	13 Glass containers.....	4	4	1,521	15	180	1,260	61	5	1
60	14 Gray-iron and semisteel castings.....	14	8	621	13	52	525	29	2	1
61	9 Grease and tallow (except lubricating greases).....	4	2	65	5	2	54	2	2	1
62	20 Hand stamps, stencils, and brands.....	4	4	62	3	8	47	4	1	1
63	3 Hosiery—full-fashioned.....	10	3	982	10	41	921	9	1	1
64	3 Hosiery—seamless.....	4	1	438	5	21	407	2	1	1
65	4 House dresses, uniforms, and aprons—made in inside factories or by jobbers engaging contractors.....	15	10	1,021	8	57	931	25	1	1
66	4 Housefurnishings (except curtains, draperies, and bedspreads).....	7	4	324	4	25	280	15	1	1

See footnotes at end of table.

## THE STATE, BY INDUSTRIES: 1939

ments, and gives statistics for the remaining industries both in combination ("Other industries") and by industry groups. Certain of the industries for which combined or larger values of products than some of those shown separately]

SALARIES AND WAGES							COST OF MATERIALS, SUPPLIES, FUEL, PURCHASED ELECTRIC ENERGY, AND CONTRACT WORK					Value of products	Value added by manufacture	
Total <sup>1</sup>	Salaries of officers of corporations <sup>2</sup>	Manufacturing		Distribution	Construction	Other	Total	Materials and supplies	Fuel	Purchased electric energy	Contract work			
Dollars 210, 327, 330	Dollars 10, 825, 533	Dollars 25, 952, 412	Dollars 156, 782, 654	Dollars 14, 722, 252	Dollars 1, 551, 958	Dollars 492, 521	Dollars 604, 504, 715	Dollars 566, 274, 244	Dollars 20, 497, 152	Dollars 8, 035, 793	Dollars 9, 697, 526	Dollars 1, 027, 354, 074	Dollars 422, 849, 359	I
( <sup>1</sup> )	( <sup>2</sup> )	( <sup>3</sup> )	( <sup>4</sup> )	( <sup>5</sup> )	( <sup>6</sup> )	( <sup>7</sup> )	( <sup>8</sup> )	( <sup>9</sup> )	( <sup>10</sup> )	( <sup>11</sup> )	( <sup>12</sup> )	( <sup>13</sup> )	( <sup>14</sup> )	2
1,827,151	46,647	292,273	1,297,916	167,744	22,571	-----	7,428,497	7,132,743	117,167	138,301	40,286	11,170,598	3,748,101	3
332,833	1,725	16,182	312,118	2,808	-----	-----	380,704	369,024	1,447	10,233	-----	1,062,908	682,204	4
28,827	7,540	2,080	18,298	-----	-----	-----	56,555	55,609	340	696	-----	112,305	55,750	5
1,007,433	66,403	99,845	588,967	246,523	805	4,890	1,366,341	1,318,461	28,473	19,407	-----	3,412,926	2,040,685	6
910,993	117,304	180,060	568,085	60,622	4,322	-----	983,482	952,184	4,640	20,528	6,130	2,581,088	1,597,606	7
972,833	129,145	166,361	625,317	52,110	-----	-----	976,295	910,551	10,649	9,111	45,984	2,532,347	1,550,052	8
67,831	17,211	29,574	-----	21,046	-----	-----	114,645	51,659	684	612	-----	307,942	193,297	9
5,876,450	300,016	459,295	4,712,351	367,316	28,418	9,054	10,461,429	9,963,018	301,915	166,406	-----	22,245,899	11,784,470	10
706,972	65,217	57,225	497,434	70,932	14,164	2,000	526,712	105,146	348,028	71,745	1,793	1,670,924	1,144,212	11
278,104	27,448	16,766	225,040	8,910	-----	-----	421,290	415,903	906	4,490	-----	862,685	441,380	12
1,167,044	34,389	183,107	770,367	180,306	3,875	-----	2,830,047	2,799,368	17,394	13,285	-----	5,025,870	2,195,823	13
663,377	87,391	90,500	408,426	103,045	3,180	835	1,784,795	1,735,875	24,552	24,369	-----	3,199,001	1,414,805	14
3,541,312	235,647	388,397	2,852,428	58,243	3,675	2,922	18,357,072	18,002,955	232,584	90,306	32,087	27,362,603	8,945,531	15
9,746	358	9,388	-----	-----	-----	-----	84,277	83,505	551	221	-----	114,534	30,257	16
32,192	4,601	2,452	21,752	3,387	-----	-----	87,009	85,772	352	885	-----	173,931	86,922	17
( <sup>1</sup> )	( <sup>2</sup> )	( <sup>3</sup> )	( <sup>4</sup> )	( <sup>5</sup> )	( <sup>6</sup> )	( <sup>7</sup> )	( <sup>8</sup> )	( <sup>9</sup> )	( <sup>10</sup> )	( <sup>11</sup> )	( <sup>12</sup> )	( <sup>13</sup> )	( <sup>14</sup> )	18
218,844	4,999	22,095	142,815	47,635	700	-----	377,531	370,023	3,477	4,031	-----	743,236	365,705	19
( <sup>1</sup> )	( <sup>2</sup> )	( <sup>3</sup> )	( <sup>4</sup> )	( <sup>5</sup> )	( <sup>6</sup> )	( <sup>7</sup> )	( <sup>8</sup> )	( <sup>9</sup> )	( <sup>10</sup> )	( <sup>11</sup> )	( <sup>12</sup> )	( <sup>13</sup> )	( <sup>14</sup> )	20
1,976,954	90,647	416,855	1,331,387	38,731	99,334	-----	6,198,985	5,436,294	646,692	116,000	-----	12,545,574	6,346,588	21
143,454	14,100	12,493	107,848	9,013	-----	-----	204,083	202,469	1,063	1,451	-----	459,855	254,872	22
( <sup>1</sup> )	( <sup>2</sup> )	( <sup>3</sup> )	( <sup>4</sup> )	( <sup>5</sup> )	( <sup>6</sup> )	( <sup>7</sup> )	( <sup>8</sup> )	( <sup>9</sup> )	( <sup>10</sup> )	( <sup>11</sup> )	( <sup>12</sup> )	( <sup>13</sup> )	( <sup>14</sup> )	23
319,002	50,820	80,748	95,239	92,189	-----	-----	766,117	756,788	5,588	3,761	-----	1,647,548	881,431	24
97,927	4,803	89,685	3,439	-----	-----	-----	21,212	15,431	1,950	3,822	-----	235,359	214,147	25
67,101	4,668	1,113	61,380	-----	-----	-----	5,720	3,520	610	1,690	-----	84,603	78,883	26
1,176,316	107,483	114,723	872,404	81,706	( <sup>6</sup> )	-----	2,684,228	2,548,063	1,603	15,444	119,118	4,650,403	1,966,175	27
( <sup>1</sup> )	( <sup>2</sup> )	( <sup>3</sup> )	( <sup>4</sup> )	( <sup>5</sup> )	( <sup>6</sup> )	( <sup>7</sup> )	( <sup>8</sup> )	( <sup>9</sup> )	( <sup>10</sup> )	( <sup>11</sup> )	( <sup>12</sup> )	( <sup>13</sup> )	( <sup>14</sup> )	28
176,986	-----	32,052	96,266	48,668	-----	-----	260,701	208,207	3,748	48,746	-----	853,069	592,368	29
698,650	145,372	70,450	391,713	85,115	( <sup>6</sup> )	( <sup>7</sup> )	1,869,018	1,823,600	14,364	31,054	-----	3,549,564	1,680,546	30
( <sup>1</sup> )	( <sup>2</sup> )	( <sup>3</sup> )	( <sup>4</sup> )	( <sup>5</sup> )	( <sup>6</sup> )	( <sup>7</sup> )	( <sup>8</sup> )	( <sup>9</sup> )	( <sup>10</sup> )	( <sup>11</sup> )	( <sup>12</sup> )	( <sup>13</sup> )	( <sup>14</sup> )	31
325,785	15,676	37,915	199,698	72,496	-----	-----	688,364	667,051	13,029	8,284	-----	1,435,080	746,716	32
1,102,316	41,995	173,470	875,201	11,650	-----	-----	1,870,591	1,795,580	43,548	37,403	-----	3,733,500	1,856,909	33
1,243,604	324,204	234,138	322,803	299,027	16,148	47,224	2,405,297	2,399,011	13,322	22,811	153	8,863,295	6,467,998	34
( <sup>1</sup> )	( <sup>2</sup> )	( <sup>3</sup> )	( <sup>4</sup> )	( <sup>5</sup> )	( <sup>6</sup> )	( <sup>7</sup> )	( <sup>8</sup> )	( <sup>9</sup> )	( <sup>10</sup> )	( <sup>11</sup> )	( <sup>12</sup> )	( <sup>13</sup> )	( <sup>14</sup> )	35
262,843	4,656	85,504	158,169	4,624	-----	-----	633,728	618,343	7,578	7,807	-----	1,052,774	419,046	36
54,082	5,335	3,016	43,001	2,730	-----	-----	16,272	12,236	1,259	2,777	-----	100,999	84,727	37
136,103	53,215	8,505	70,079	4,804	-----	-----	39,215	30,007	2,710	4,955	1,543	216,425	177,210	38
137,847	59,381	31,230	59,239	7,997	( <sup>6</sup> )	-----	221,341	219,222	412	1,707	-----	535,200	313,559	39
( <sup>1</sup> )	( <sup>2</sup> )	( <sup>3</sup> )	( <sup>4</sup> )	( <sup>5</sup> )	( <sup>6</sup> )	( <sup>7</sup> )	( <sup>8</sup> )	( <sup>9</sup> )	( <sup>10</sup> )	( <sup>11</sup> )	( <sup>12</sup> )	( <sup>13</sup> )	( <sup>14</sup> )	40
( <sup>1</sup> )	( <sup>2</sup> )	( <sup>3</sup> )	( <sup>4</sup> )	( <sup>5</sup> )	( <sup>6</sup> )	( <sup>7</sup> )	( <sup>8</sup> )	( <sup>9</sup> )	( <sup>10</sup> )	( <sup>11</sup> )	( <sup>12</sup> )	( <sup>13</sup> )	( <sup>14</sup> )	41
10,147	3,100	-----	7,047	-----	-----	-----	4,504	4,188	170	137	-----	32,541	28,037	42
24,079	1,809	4,985	17,285	-----	-----	-----	27,074	24,326	41	947	-----	89,094	62,020	43
280,833	80,299	20,825	154,258	35,451	-----	-----	724,058	711,019	1,764	11,275	-----	1,196,691	472,633	44
945,265	64,403	297,287	501,908	81,147	-----	520	2,519,111	2,487,519	5,218	22,999	3,375	4,299,300	1,780,189	45
2,940,886	100,839	422,113	2,121,068	273,986	27,136	1,244	11,936,609	11,556,589	47,647	332,373	-----	18,094,443	6,157,834	46
( <sup>1</sup> )	( <sup>2</sup> )	( <sup>3</sup> )	( <sup>4</sup> )	( <sup>5</sup> )	( <sup>6</sup> )	( <sup>7</sup> )	( <sup>8</sup> )	( <sup>9</sup> )	( <sup>10</sup> )	( <sup>11</sup> )	( <sup>12</sup> )	( <sup>13</sup> )	( <sup>14</sup> )	47
( <sup>1</sup> )	( <sup>2</sup> )	( <sup>3</sup> )	( <sup>4</sup> )	( <sup>5</sup> )	( <sup>6</sup> )	( <sup>7</sup> )	( <sup>8</sup> )	( <sup>9</sup> )	( <sup>10</sup> )	( <sup>11</sup> )	( <sup>12</sup> )	( <sup>13</sup> )	( <sup>14</sup> )	48
324,698	55,519	44,957	174,368	49,255	599	-----	2,785,175	2,710,445	25,815	48,915	-----	3,554,104	769,019	49
291,115	73,731	39,019	106,012	71,110	643	-----	966,056	944,149	15,025	6,282	-----	1,684,345	718,289	50
1,656,872	69,940	170,193	1,182,903	231,154	2,682	-----	1,797,318	1,738,652	13,144	38,460	7,062	4,260,647	2,463,329	51
2,728,789	134,980	270,549	2,162,830	89,303	71,127	-----	4,665,934	4,618,089	8,352	39,493	-----	8,276,100	3,610,166	52
( <sup>1</sup> )	( <sup>2</sup> )	( <sup>3</sup> )	( <sup>4</sup> )	( <sup>5</sup> )	( <sup>6</sup> )	( <sup>7</sup> )	( <sup>8</sup> )	( <sup>9</sup> )	( <sup>10</sup> )	( <sup>11</sup> )	( <sup>12</sup> )	( <sup>13</sup> )	( <sup>14</sup> )	53
104,211	8,840	3,670	78,672	13,029	-----	-----	231,873	230,412	-----	1,461	-----	501,157	260,284	54
65,913	9,076	5,737	51,101	-----	-----	-----	201,100	192,315	7,264	1,482	39	334,967	133,867	55
153,884	34,921	26,152	90,138	2,673	-----	-----	150,973	145,770	3,782	1,421	-----	387,050	236,077	56
3,612,510	382,233	436,683	2,542,804	224,653	5,149	20,985	3,768,585	3,381,267	29,681	93,031	264,606	9,273,879	5,505,294	57
469,163	87,727	104,099	242,315	35,022	-----	-----	409,835	403,078	1,063	5,478	216	1,111,002	701,167	58
2,174,399	190,318	381,356	1,466,096	129,225	7,404	-----	1,764,141	1,256,357	346,491	158,815	2,478	5,918,568	4,154,427	59
797,983	138,211	96,681	518,666	41,186	3,249	-----	922,671	807,068	85,898	29,618	87	2,187,514	1,264,843	60
90,518	21,160	3,370	59,078	4,259	2,651	-----	569,956	543,603	14,141	11,562	750	756,709	186,753	61
( <sup>1</sup> )	( <sup>2</sup> )	( <sup>3</sup> )	( <sup>4</sup> )	( <sup>5</sup> )	( <sup>6</sup> )	( <sup>7</sup> )	( <sup>8</sup> )	( <sup>9</sup> )	( <sup>10</sup> )	( <sup>11</sup> )	( <sup>12</sup> )	( <sup>13</sup> )	( <sup>14</sup> )	62
942,338	42,504	62,306	814,202	22,324	-----	1,002	1,066,457	1,031,466	10,097	24,894	-----	2,411,464	1,345,007	63
( <sup>1</sup> )	( <sup>2</sup> )	( <sup>3</sup> )	( <sup>4</sup> )	( <sup>5</sup> )	( <sup>6</sup> )	( <sup>7</sup> )	( <sup>8</sup> )	( <sup>9</sup> )	( <sup>10</sup> )	( <sup>11</sup> )	( <sup>12</sup> )	( <sup>13</sup> )	( <sup>14</sup> )	64
880,740	111,183	79,139	586,800	103,618	-----	-----	1,090,053	1,006,304	2,781	10,935	10,033	2,301,219	1,211,166	65
( <sup>1</sup> )	( <sup>2</sup> )	( <sup>3</sup> )	( <sup>4</sup> )	( <sup>5</sup> )	( <sup>6</sup> )	( <sup>7</sup> )	( <sup>8</sup> )	( <sup>9</sup> )	( <sup>10</sup> )	( <sup>11</sup> )	( <sup>12</sup> )	( <sup>13</sup> )	( <sup>14</sup> )	66



TABLE 8.—GENERAL STATISTICS FOR THE

Group No.	INDUSTRY	*Number of establishments	*Proprietors and firm members	*PERSONS EMPLOYED IN MANUFACTURING ESTABLISHMENTS 1						
				Total 2	Salaried officers of corporations 2	Manufacturing		Distribution	Construction	Other
						Salaried employees 2	Wage earners (average for year) 3			
1	6	18	10	610	23	43	528	16		
2	1	42	33	656	31	64	257	283	20	1
3	1	72	58	784	27	54	269	428	3	8
4	17	7	8	537	11	27	420	79		
5	9	12	5	131		12	104	15		
6	15	7	9	73	9	5	51	8		
7	12	4	3	37	2	4	31			
8	15	4	4	23	2	3	18			
9	13	8	7	258	7	12	226	13		
10	1	13		611	14	82	449	28	33	6
11	1	9		409		94	299	16		
12	8	17	6	812	33	86	616	77		
13	9	6	2	123	15	20	30	58		
14	1	5	9	52		7	38	7		
15	8	14	15	124	6	9	107	2		
16	17	17	5	1,604	32	233	1,254	169	2	4
17	17	26	23	1,01	23	14	152	1		1
18	17	3	3	15		1	14			
19	1	9		1,788	28	123	1,083	586	18	
20	6	12	10	498	7	30	405	42		14
21	1	38	27	2,772	38	187	1,931	578	38	
22	4	5	7	28		5	23			
23	4	13	15	754	2	12	740			
24	4	29	12	4,053	10	233	4,638	153	11	2
25	4	137	187	4,869	16	46	4,804	2		1
26	4	109	140	7,028	65	406	6,252	235	7	3
27	4	8	7	413	12	24	332	45		
28	4	5	5	385	4	22	330	23		
29	13	0	2	105	2	5	98			
30	6	5	5	72	2	4	62	4		
31	13	15	17	206	6	21	174	5		
32	20	7	3	245	9	36	194	0		
33	4	4	5	30	2	4	24			
34	20	6	8	25		1	24			
35	13	34	29	231	20	28	170	13		
36	8	58	37	2,840	37	953	1,312	538		
37	8	6	2	28		16		12		
38	1	57	46	952	35	80	386	446	1	4
39	15	9	6	54	2	5	47			
40	14	4	2	165	4	54	82	18		7
41	9	22	16	502	28	91	278	103	2	
42	7	9	4	2,021	7	143	1,800	18	50	
43	7	3		112	4	17	87	4		
44	7	26	8	1,386	31	107	1,171	71	2	4
45	6	13	12	300	11	50	230	9		
46	10	8	1	137	8	21	80	28		
47	9	3	3	23	1	4	11	7		
48	8	6	2	175	6	75	66	28		
49	8	18	3	173	15	130	3	25		
50	8	10	2	117	15	16	67	19		
51	1	9	12	407	9	35	417	34	2	
52	5	48	41	948	22	85	784	46		11
53	1	14	11	388	9	11	345	23		
54	14	5	2	179	9	14	142	14		
55	1	28	14	602	17	56	408	58		8
56	9	3		19	1	1	8	9		
57	17	3	2	21	3	2	11	3		2
58	3	5	5	37	2	3	32			
59	20	4	2	340	3	63	238	30		
60	3	3		420	6	27	385	2		
61	17	4	1	164	8	23	110	19	4	
62	10	3	3	119	1	3	86	20		
63	11	12	6	811	15	43	689	64		
64	1	3		92	1	7	70	14		
65	1	23	28	231	11	27	171	22		

See footnotes at end of table.

# MARYLAND

405

## STATE, BY INDUSTRIES: 1939—Continued

SALARIES AND WAGES							COST OF MATERIALS, SUPPLIES, FUEL, PURCHASED ELECTRIC ENERGY, AND CONTRACT WORK					Value of products	Value added by manu- facture	
Total	Salaries of officers of corporations	Manufacturing		Distribu- tion	Construc- tion	Other	Total	Materials and supplies	Fuel	Pur- chased electric energy	Contract work			
		Salaries	Wages											
Dollars	Dollars	Dollars	Dollars	Dollars	Dollars	Dollars	Dollars	Dollars	Dollars	Dollars	Dollars	Dollars	Dollars	
699,139	79,963	71,372	493,130	54,608			901,784	874,397	7,196	20,191				
1,000,103	247,501	104,951	237,523	374,836	34,240	1,112	2,770,607	2,639,104	25,455	99,792				
987,334	103,018	90,830	304,988	480,185	3,350	4,957	495,313	93,344	69,863	332,106	6,196			
(9)	(9)	(9)	(9)	(9)			(9)	(9)	(9)	(9)				
189,075	32,803	31,545	108,249	16,578		500	1,068,585	1,054,461	6,388	7,736		2,042,537	973,952	
98,804	25,187	4,850	58,208	10,550			167,912	163,315	1,068	1,590	1,939	327,640	159,728	
27,647	1,514	4,727	21,406				25,530	24,868	344	318		83,809	58,279	
24,259	7,551	3,585	13,123				18,593	17,352	204	597	350	61,394	42,801	
203,139	14,858	17,631	157,719	12,931			279,648	175,689	74,097	29,862		711,153	431,505	
773,581	66,567	133,067	503,525	49,370	18,556	2,496	2,722,542	2,427,912	219,515	75,115		4,568,102	1,845,560	
(9)	(9)	(9)	(9)	(9)			(9)	(9)	(9)	(9)		(9)	(9)	
1,242,887	180,427	140,114	754,107	162,239			1,083,299	987,179	12,792	21,568	61,760	3,183,700	2,100,401	
225,028	55,212	28,214	36,945	104,657			431,825	424,627	5,208	1,990		1,004,905	573,080	
59,970		10,685	38,172	9,813			165,086	158,065	1,376	5,045		267,042	101,956	
205,477	40,418	11,758	150,747	2,554			49,155	41,803	2,276	5,036	40	432,351	383,196	
2,826,425	198,665	480,002	1,744,920	393,965	5,670	3,203	2,564,479	2,402,953	85,845	72,946	2,735	5,576,832	3,012,353	
271,090	52,905	18,628	196,300	2,496		761	209,633	197,329	4,946	6,558	500	627,309	417,676	
18,414		780	17,634				17,573	15,731	757	1,085		56,369	38,790	
3,390,192	206,895	238,390	1,876,651	951,723	27,533		3,550,571	3,272,888	134,500	143,174		12,412,685	8,862,114	
519,910	48,220	47,697	339,968	70,215		13,910	1,031,063	1,013,530	6,209	11,318		1,862,516	831,453	
3,703,818	219,115	330,570	1,897,788	1,301,545	44,800		28,303,472	27,994,385	140,002	129,267	39,818	34,767,939	6,404,467	
22,100		2,976	10,124				53,044	45,985	105	644	3,310	100,754	47,710	
408,772	2,500	11,544	394,728				29,170	20,400	1,622	7,148		581,521	552,351	
3,631,010	228,196	347,574	2,664,371	377,281	12,128	1,460	9,176,533	8,278,796	17,948	47,360	832,429	15,358,778	6,182,245	
3,762,509	47,932	52,904	3,658,818	2,075		780	392,616	164,482	26,524	42,499	159,111	4,935,864	4,543,248	
6,995,356	284,113	700,918	5,643,585	356,496	8,528	1,716	21,813,243	16,750,619	39,714	79,588	4,943,322	34,507,240	12,093,997	
364,546	61,095	30,004	215,213	58,234			699,032	672,179	352	3,797	22,704	1,405,768	706,736	
337,025	10,280	41,482	247,952	37,301			679,236	674,812	284	4,140		1,311,491	632,255	
97,624	2,785	9,880	84,859				112,207	67,017	10,843	26,682	7,665	345,874	233,667	
70,215	5,986	4,557	55,907	3,705			165,366	159,504	344	5,518		299,652	134,286	
222,438	12,265	30,147	171,573	8,453			465,528	454,542	7,596	3,390		847,433	381,905	
277,506	62,388	45,635	159,545	9,038			229,835	211,735	7,695	8,459	1,916	583,584	353,749	
32,394	6,487	4,090	21,817				47,722	42,870	148	404	4,300	101,674	53,952	
33,712		927	32,785				14,806	13,863	68	875		72,944	58,138	
298,679	60,402	52,683	169,846	15,748			347,221	318,279	2,688	26,254		929,771	582,550	
5,355,374	295,903	1,959,378	2,363,669	736,424			3,883,880	3,478,936	31,876	100,200	272,868	12,369,016	8,485,136	
33,855		16,607	17,218				67,203	750	70	141	66,242	150,648	83,445	
1,438,300	232,586	146,944	845,641	703,759	1,170	8,200	2,686,791	2,622,462	27,584	34,408	2,337	5,956,722	3,269,931	
50,008	5,750	4,470	40,666				40,966	36,568	1,626	1,544	1,238	122,835	51,369	
285,235	27,803	74,125	116,807	61,376		5,064	697,822	688,404	4,163	5,255		1,235,304	537,482	
808,111	221,277	145,860	250,223	187,854	2,891		2,204,161	2,167,514	11,904	24,743		3,838,237	1,634,076	
2,314,279	43,821	204,912	1,897,443	30,901	77,202		6,261,094	5,528,185	538,810	160,920	33,179	10,080,625	3,819,431	
133,617	20,110	23,286	72,332	6,889			310,339	303,210	740	6,389		620,413	310,074	
1,528,595	182,883	159,688	1,016,587	160,834	3,520	5,083	3,520,430	3,458,650	22,987	38,793		6,114,940	2,594,510	
413,464	30,709	85,096	273,435	18,224			421,799	404,246	5,878	11,425	250	970,833	549,034	
213,906	33,786	43,409	83,654	53,117			1,578,328	1,465,403	32,034	7,366	73,525	2,649,763	1,071,435	
(9)	(9)	(9)	(9)	(9)			(9)	(9)	(9)	(9)	(9)	(9)	(9)	
300,246	60,940	197,178	6,000	45,128			478,640	7,513	185	493	470,449	1,127,346	648,706	
295,651	61,064	21,128	176,386	37,073			59,561	53,750	425	4,080	1,306	423,830	364,269	
380,731	60,411	40,104	227,072	40,918	3,226		1,508,670	1,494,876	7,927	5,867		2,194,989	680,319	
1,165,295	110,473	143,806	826,234	79,649		5,043	3,222,105	3,168,561	5,971	47,003		5,176,699	1,954,534	
244,417	16,000	13,672	160,250	24,495			2,898,408	2,885,047	6,004	6,517		3,843,712	445,244	
249,493	43,046	24,880	163,827	18,180			402,702	386,407	3,486	11,209	1,600	775,442	372,740	
632,146	76,855	77,038	384,429	89,894		3,930	7,479,884	7,379,967	29,443	70,474		9,440,922	1,961,038	
33,283	819	2,470	7,398	22,566			79,691	79,055	636			145,056	65,365	
57,340	23,160	3,483	16,685	11,352		2,660	22,966	21,331	626	1,009		115,901	92,935	
26,547	4,048	3,495	19,004				68,789	67,978	622	189		121,587	52,798	
(9)	(9)	(9)	(9)	(9)			(9)	(9)	(9)	(9)	(9)	(9)	(9)	
350,075	25,296	34,165	285,814	4,800			475,817	454,797	6,079	7,950	6,991	1,017,957	542,140	
225,542	16,230	35,707	114,508	54,798	4,230		463,581	448,542	6,233	7,607	1,199	850,487	380,906	
(9)	(9)	(9)	(9)	(9)			(9)	(9)	(9)	(9)	(9)	(9)	(9)	
750,038	88,395	55,535	506,406	99,702			1,350,233	1,271,431	20,351	58,410	41	2,658,882	1,305,649	
130,939	19,550	10,388	75,193	25,858			805,660	799,123	2,129	4,408		1,116,086	310,426	
285,185	20,033	39,385	201,790	23,977			2,539,355	2,502,868	17,016	19,471		3,036,080	496,725	

TABLE 8.—GENERAL STATISTICS FOR THE

Group No.	INDUSTRY	*Number of establishments	*Proprietors and firm members	*PERSONS EMPLOYED IN MANUFACTURING ESTABLISHMENTS <sup>1</sup>						
				Total <sup>2</sup>	Salaried officers of corporations <sup>3</sup>	Manufacturing		Distribution	Construction	Other
						Salaried employees <sup>3</sup>	Wage earners (average for year) <sup>3</sup>			
1 5	Sawmills, veneer mills, and cooperage-stock mills, including those combined with logging camps and with planing mills.....	49	41	792	13	41	714	21	3	-----
2 15	Sheet-metal work not specifically classified.....	29	17	487	40	37	383	25	2	-----
3 19	Shipbuilding and ship repairing.....	27	20	5,728	24	231	5,435	23	15	-----
4 20	Signs, advertising displays, and advertising novelties.....	21	17	493	17	50	402	24	-----	-----
5 15	Silverware and plated ware.....	7	5	283	8	22	223	18	4	8
6 20	Sporting and athletic goods not elsewhere classified.....	3	4	50	3	7	36	4	-----	-----
7 14	Stamped and pressed metal products (except automobile stampings).....	10	3	3,064	22	137	2,586	275	40	4
8 14	Steel works and rolling mills.....	4	-----	17,347	8	643	16,587	38	59	12
9 14	Stoves, ranges, water heaters, and hot-air furnaces (except electric).....	5	-----	430	9	47	355	19	-----	-----
10 12	Suitcases, brief cases, bags, trunks, and other luggage.....	3	5	83	-----	6	72	5	-----	-----
11 20	Surgical supplies and equipment not elsewhere classified; orthopedic appliances.....	3	2	15	2	1	12	-----	-----	-----
12 4	Textile bags—not made in textile mills.....	11	10	202	7	16	163	15	1	-----
13 14	Tin cans and other tinware not elsewhere classified.....	19	1	4,514	12	489	3,925	84	4	-----
14 4	Trimnings (not made in textile mills), stamped art goods, and art needlework—made in regular factories or by jobbers engaging contractors.....	4	3	37	-----	2	34	1	-----	-----
15 4	Trousers (semidresses), wash suits, and washable service apparel.....	11	10	927	8	32	859	28	-----	-----
16 20	Umbrellas, parasols, and canes.....	4	4	343	5	13	321	4	-----	-----
17 6	Upholstered household furniture.....	21	27	717	13	44	640	20	-----	-----
18 6	Venetian blinds.....	3	4	107	1	8	94	4	-----	-----
19 6	Window and door screens and weather strip.....	5	3	60	5	4	44	7	-----	-----
20 6	Window shades.....	8	8	41	3	4	29	5	-----	-----
21 14	Wirework not elsewhere classified.....	10	9	646	9	44	585	8	-----	-----
22 4	Women's and misses' clothing, not elsewhere classified—made in inside factories or by jobbers engaging contractors.....	4	5	149	2	11	130	6	-----	-----
23 4	Women's and misses' dresses (except house dresses)—made in inside factories or by jobbers engaging contractors.....	6	3	512	7	28	451	26	-----	-----
24 6	Wooden boxes except cigar boxes.....	14	10	463	11	19	413	18	2	-----
25 6	Wood products not elsewhere classified.....	3	1	50	3	3	53	-----	-----	-----
26 3	Woolen and worsted manufactures—regular factories or jobbers engaging contractors.....	3	4	617	2	30	584	1	-----	-----
27 4	Work clothing (except work shirts), sport garments (except leather), and other men's and boys' apparel, not elsewhere classified.....	17	26	1,051	7	56	954	31	-----	8
28 4	Work shirts.....	10	8	551	2	20	503	26	-----	-----
29	Other industries <sup>4</sup> .....	345	181	60,634	302	5,265	61,777	1,346	678	266
OTHER INDUSTRIES, BY INDUSTRY GROUPS <sup>4</sup>										
30 1	Food and kindred products.....	47	12	2,461	27	315	1,708	206	16	180
31 3	Textile-mill products and other fiber manufactures.....	22	8	3,260	28	224	2,913	73	19	3
32 4	Apparel and other finished products made from fabrics and similar materials.....	42	34	1,939	20	109	1,755	52	-----	3
33 6	Furniture and finished lumber products.....	13	11	353	7	27	311	8	-----	-----
34 7	Paper and allied products.....	4	-----	368	3	46	311	8	-----	-----
35 8	Printing, publishing, and allied industries.....	8	3	233	6	87	112	28	-----	-----
36 9	Chemicals and allied products.....	22	8	9,735	16	889	8,382	57	390	1
37 10	Products of petroleum and coal.....	7	3	1,639	1	231	1,375	29	3	-----
38 12	Leather and leather products.....	11	7	702	7	58	612	25	-----	-----
39 13	Stone, clay, and glass products.....	14	4	1,848	6	158	1,619	27	38	-----
40 17	Machinery (except electrical).....	20	12	1,590	40	253	1,205	92	-----	-----
41 19	Transportation equipment except automobiles.....	36	22	14,213	38	658	13,431	31	25	20
42 20	Miscellaneous industries.....	29	24	1,832	32	137	1,576	83	4	-----
43 11	Rubber products.....	5	1	1,371	4	132	1,122	111	2	-----
44 14	Iron and steel and their products, except machinery.....	37	11	22,186	53	910	20,763	343	101	16
15	Nonferrous metals and their products.....	9	9	1,312	3	137	1,157	2	9	4
16	Electrical machinery.....	5	1	2,596	7	712	1,692	94	71	20
17	Automobiles and automobile equipment.....	14	11	1,096	4	182	1,733	77	-----	-----

\*As the figures for number of establishments and for personnel for those industries for which monetary items are withheld are given for the individual industries and are also included in the "Other industries" figures, the sums of the figures are larger than the totals shown for "All industries."

<sup>1</sup> See headnote to table 3 and GENERAL EXPLANATIONS—Persons engaged—general classification.

<sup>2</sup> Figures do not include data for personnel of central administrative offices.

<sup>3</sup> Each of the averages in this column is correct to the nearest unit, despite the fact that the averages for the several industries do not add exactly to the 1939 average for all industries. See GENERAL EXPLANATIONS—Wage earners and wages.

## STATE, BY INDUSTRIES: 1939—Continued

SALARIES AND WAGES							COST OF MATERIALS, SUPPLIES, FUEL, PURCHASED ELECTRIC ENERGY, AND CONTRACT WORK					Value of products	Value added by manufacture <sup>4</sup>	
Total <sup>1</sup>	Salaries of officers of corporations <sup>2</sup>	Manufacturing		Distribution	Construction	Other	Total	Materials and supplies	Fuel	Purchased electric energy	Contract work			
Dollars	Dollars	Dollars	Dollars	Dollars	Dollars	Dollars	Dollars	Dollars	Dollars	Dollars	Dollars	Dollars	Dollars	
499,984	42,000	51,414	383,201	40,698	2,671	-----	948,197	887,922	8,943	11,269	40,063	1,796,451	848,254	1
686,646	119,177	46,468	480,411	38,058	2,532	-----	865,486	813,792	6,369	9,243	36,082	2,081,131	1,215,645	2
( <sup>3</sup> )	( <sup>3</sup> )	( <sup>3</sup> )	( <sup>3</sup> )	( <sup>3</sup> )	( <sup>3</sup> )	-----	( <sup>3</sup> )	( <sup>3</sup> )	( <sup>3</sup> )	( <sup>3</sup> )	( <sup>3</sup> )	( <sup>3</sup> )	( <sup>3</sup> )	3
554,347	52,950	57,735	409,741	33,921	409,741	-----	541,137	486,460	42,673	5,974	6,030	1,496,482	955,345	4
436,583	83,694	30,543	281,731	27,683	6,447	6,485	543,486	529,210	3,806	10,470	-----	1,305,254	761,768	5
( <sup>3</sup> )	( <sup>3</sup> )	( <sup>3</sup> )	( <sup>3</sup> )	( <sup>3</sup> )	( <sup>3</sup> )	-----	( <sup>3</sup> )	( <sup>3</sup> )	( <sup>3</sup> )	( <sup>3</sup> )	( <sup>3</sup> )	( <sup>3</sup> )	( <sup>3</sup> )	6
( <sup>3</sup> )	( <sup>3</sup> )	( <sup>3</sup> )	( <sup>3</sup> )	( <sup>3</sup> )	( <sup>3</sup> )	-----	( <sup>3</sup> )	( <sup>3</sup> )	( <sup>3</sup> )	( <sup>3</sup> )	( <sup>3</sup> )	( <sup>3</sup> )	( <sup>3</sup> )	7
( <sup>3</sup> )	( <sup>3</sup> )	( <sup>3</sup> )	( <sup>3</sup> )	( <sup>3</sup> )	( <sup>3</sup> )	-----	( <sup>3</sup> )	( <sup>3</sup> )	( <sup>3</sup> )	( <sup>3</sup> )	( <sup>3</sup> )	( <sup>3</sup> )	( <sup>3</sup> )	8
673,281	37,632	65,429	408,687	61,533	( <sup>3</sup> )	( <sup>3</sup> )	661,337	617,757	28,449	15,131	-----	1,463,240	801,003	9
( <sup>3</sup> )	( <sup>3</sup> )	( <sup>3</sup> )	( <sup>3</sup> )	( <sup>3</sup> )	( <sup>3</sup> )	-----	( <sup>3</sup> )	( <sup>3</sup> )	( <sup>3</sup> )	( <sup>3</sup> )	( <sup>3</sup> )	( <sup>3</sup> )	( <sup>3</sup> )	10
21,524	5,720	156	15,648	34,832	1,000	-----	11,603	10,959	304	340	-----	45,233	33,630	11
194,640	29,386	24,197	105,726	166,532	5,141	-----	1,617,788	1,609,469	1,565	6,754	-----	2,025,894	408,106	12
5,532,047	93,192	976,796	4,290,380	166,532	5,141	-----	25,038,327	24,714,362	156,796	164,916	2,253	35,836,828	10,798,501	13
( <sup>3</sup> )	( <sup>3</sup> )	( <sup>3</sup> )	( <sup>3</sup> )	( <sup>3</sup> )	( <sup>3</sup> )	-----	( <sup>3</sup> )	( <sup>3</sup> )	( <sup>3</sup> )	( <sup>3</sup> )	( <sup>3</sup> )	( <sup>3</sup> )	( <sup>3</sup> )	14
630,681	38,236	40,847	515,076	30,522	( <sup>3</sup> )	-----	1,116,160	994,846	6,067	11,559	103,688	2,015,877	899,717	15
( <sup>3</sup> )	( <sup>3</sup> )	( <sup>3</sup> )	( <sup>3</sup> )	( <sup>3</sup> )	( <sup>3</sup> )	-----	( <sup>3</sup> )	( <sup>3</sup> )	( <sup>3</sup> )	( <sup>3</sup> )	( <sup>3</sup> )	( <sup>3</sup> )	( <sup>3</sup> )	16
758,624	29,942	56,093	629,842	42,747	( <sup>3</sup> )	-----	1,332,741	1,313,858	7,802	10,507	574	2,445,356	1,112,615	17
( <sup>3</sup> )	( <sup>3</sup> )	( <sup>3</sup> )	( <sup>3</sup> )	( <sup>3</sup> )	( <sup>3</sup> )	-----	( <sup>3</sup> )	( <sup>3</sup> )	( <sup>3</sup> )	( <sup>3</sup> )	( <sup>3</sup> )	( <sup>3</sup> )	( <sup>3</sup> )	18
80,384	18,063	5,840	48,119	8,362	( <sup>3</sup> )	-----	122,422	121,569	206	647	-----	237,467	115,045	19
44,305	9,400	4,884	23,456	6,565	( <sup>3</sup> )	-----	191,671	190,564	226	881	-----	292,070	100,399	20
570,373	79,989	58,932	422,096	17,456	( <sup>3</sup> )	-----	1,353,896	1,324,890	12,366	16,140	-----	2,620,463	1,207,067	21
( <sup>3</sup> )	( <sup>3</sup> )	( <sup>3</sup> )	( <sup>3</sup> )	( <sup>3</sup> )	( <sup>3</sup> )	-----	( <sup>3</sup> )	( <sup>3</sup> )	( <sup>3</sup> )	( <sup>3</sup> )	( <sup>3</sup> )	( <sup>3</sup> )	( <sup>3</sup> )	22
471,601	53,500	46,311	328,188	43,602	( <sup>3</sup> )	-----	1,609,555	1,248,751	250	5,599	354,955	2,609,126	999,671	23
466,430	32,422	31,350	381,769	18,155	2,734	-----	851,957	842,608	810	8,539	-----	1,690,431	839,474	24
( <sup>3</sup> )	( <sup>3</sup> )	( <sup>3</sup> )	( <sup>3</sup> )	( <sup>3</sup> )	( <sup>3</sup> )	-----	( <sup>3</sup> )	( <sup>3</sup> )	( <sup>3</sup> )	( <sup>3</sup> )	( <sup>3</sup> )	( <sup>3</sup> )	( <sup>3</sup> )	25
727,585	30,000	92,891	603,632	1,062	( <sup>3</sup> )	-----	3,054,508	2,635,903	33,382	10,218	375,005	4,486,288	1,431,780	26
775,248	63,000	78,623	604,415	26,170	( <sup>3</sup> )	3,040	1,649,258	1,581,012	4,933	11,903	51,410	2,796,666	1,147,408	27
270,107	7,800	18,905	224,845	18,557	( <sup>3</sup> )	-----	1,006,612	918,225	1,546	6,756	80,085	1,425,310	418,698	28
102,097,475	2,157,081	11,735,758	83,780,652	3,125,994	971,172	326,818	338,647,903	317,489,548	16,011,092	4,117,482	1,028,881	556,359,789	217,711,886	29
3,062,975	161,129	594,718	1,701,142	394,571	20,580	190,835	41,449,656	40,910,602	445,178	93,876	-----	56,444,239	14,994,583	30
2,951,383	194,987	326,144	2,244,927	155,261	28,305	1,759	9,517,436	9,256,365	116,190	144,558	323	14,099,611	5,182,175	31
1,661,950	174,863	184,039	1,175,854	125,116	-----	2,078	3,085,060	2,898,398	9,832	23,082	153,748	5,766,050	2,670,990	32
316,032	20,329	26,108	241,459	28,136	-----	-----	971,999	952,390	9,638	9,971	-----	1,567,169	585,170	33
413,596	10,879	73,547	307,226	21,944	-----	-----	1,290,403	1,130,661	152,241	7,501	-----	2,385,655	1,095,252	34
413,936	43,599	100,584	176,203	93,550	-----	-----	353,028	262,713	4,560	7,345	78,410	1,183,853	830,825	35
12,610,900	75,231	2,013,622	9,834,372	147,186	540,226	263	18,973,658	17,387,192	918,921	667,295	250	53,944,222	34,970,564	36
3,192,391	19,300	587,411	2,498,076	84,618	3,086	-----	30,417,397	29,438,498	856,848	122,051	-----	37,512,116	7,094,719	37
737,812	34,572	95,045	569,808	38,387	-----	-----	2,169,113	2,114,192	42,080	10,818	2,023	3,257,288	1,088,175	38
2,060,856	13,687	260,879	1,636,461	68,956	106,373	-----	3,244,235	2,660,710	493,720	88,249	1,556	8,733,158	5,488,923	39
2,505,828	264,692	463,835	1,546,471	230,830	-----	-----	2,586,627	2,486,127	28,064	52,962	19,474	7,762,536	5,175,909	40
22,494,922	257,132	1,074,854	20,436,385	64,780	32,081	29,690	24,323,758	23,626,877	93,313	246,642	356,926	56,331,039	32,007,881	41
1,700,150	133,705	222,394	1,211,677	127,034	5,340	-----	2,265,047	2,127,867	17,169	33,183	86,828	5,001,504	2,736,457	42
( <sup>3</sup> )	( <sup>3</sup> )	( <sup>3</sup> )	( <sup>3</sup> )	( <sup>3</sup> )	( <sup>3</sup> )	-----	( <sup>3</sup> )	( <sup>3</sup> )	( <sup>3</sup> )	( <sup>3</sup> )	( <sup>3</sup> )	( <sup>3</sup> )	( <sup>3</sup> )	43
47,949,244	752,976	5,112,578	40,200,591	1,545,725	235,181	102,193	198,000,486	182,236,956	12,824,238	2,609,949	329,343	301,790,749	103,790,263	44

<sup>4</sup> Value of products less cost of materials, supplies, fuel, purchased electric energy, and contract work. See GENERAL EXPLANATIONS—Value added by manufacture.

<sup>5</sup> Figures omitted have been withheld to avoid disclosing exact or approximate data for individual establishments; they are included in the "Other industries" figures.

<sup>6</sup> For numbers of establishments and of wage earners in individual industries, see table 12.

TABLE 9.—GENERAL STATISTICS FOR BALTIMORE

[This table presents separate figures for each industry for which it is possible to publish such figures without disclosing exact or approximate data for individual establishments. Figures are given, however, reported larger numbers of wage earners.]

Group No.	INDUSTRY	*PERSONS EMPLOYED IN MANUFACTURING ESTABLISHMENTS <sup>1</sup>								
		*Number of establishments	*Proprietors and firm members	Total <sup>2</sup>	Salaried officers of corporations <sup>2</sup>	Manufacturing		Distribution	Construction	Other
						Salaried employees <sup>2</sup>	Wage earners (average for year) <sup>3</sup>			
1	All industries, total.....	2,032	1,598	126,114	1,530	10,850	105,737	7,017	610	364
2 15	Alloying and rolling and drawing of nonferrous metals, except aluminum.....	7	3	1,312	9	187	1,016	89	11	—
3 4	Belts (apparel), regardless of material.....	3	3	32	3	3	26	—	—	—
4 8	Bookbinding and related industries.....	15	12	725	18	114	555	35	3	—
5 8	Books: printing without publishing.....	12	5	587	19	74	478	16	—	—
6 8	Books: publishing without printing <sup>a</sup> .....	5	2	41	5	24	—	12	—	—
7 1	Bread and other bakery products (except biscuit, crackers, and pretzels).....	257	261	4,069	27	223	3,444	351	14	10
8 13	Brick and hollow structural tile.....	7	1	396	3	13	317	51	12	—
9 20	Brooms.....	6	8	290	6	10	270	4	—	—
10 1	Candy and other confectionery products <sup>a</sup> .....	34	20	820	24	64	642	87	2	1
11 1	Canned and dried fruits and vegetables (including canned soups).....	25	15	2,403	20	102	2,214	54	2	2
12 4	Canvas products (except bags).....	5	7	31	4	2	23	2	—	—
13 6	Caskets, coffins, burial cases, and other morticians' goods.....	6	3	136	2	12	97	25	—	—
14 9	Chemicals not elsewhere classified <sup>a</sup> .....	10	1	1,290	12	189	1,016	10	63	—
15 2	Cigars.....	7	9	202	4	9	181	8	—	—
16 3	Cloth sponging and miscellaneous special finishing.....	3	6	59	—	4	55	8	—	—
17 4	Coats, suits, and skirts (except fur coats)—made in contract factories <sup>a</sup> .....	3	1	93	5	2	80	—	—	—
18 4	Coats, suits, and skirts (except fur coats)—made in inside factories or by jobbers engaging contractors.....	19	14	883	19	68	759	37	—	—
19 13	Concrete products.....	20	7	401	20	33	310	38	—	—
20 6	Cooperage.....	7	7	300	3	24	209	64	—	—
21 9	Drugs and medicines (including drug grinding) <sup>a</sup> .....	27	9	696	43	132	387	90	9	26
22 16	Electrical products not elsewhere classified.....	6	4	180	3	43	132	2	—	—
23 15	Electroplating, plating, and polishing.....	8	8	45	4	3	36	2	—	—
24 8	Electrotyping and stereotyping, not done in printing establishments.....	4	—	66	10	5	47	4	—	—
25 17	Elevators, escalators, and conveyors.....	4	2	77	7	11	54	5	—	—
26 4	Embroideries: Schiffli-machine products.....	3	2	198	2	19	176	1	—	—
27 14	Enameled-iron sanitary ware and other plumbers' supplies (not including pipe and vitreous and semivitreous china sanitary ware).....	4	2	702	1	61	638	—	2	—
28 15	Engraving on metal (except for printing purposes).....	3	3	7	1	—	6	—	—	—
29 8	Engraving (steel, copperplate, and wood); plate printing.....	5	8	24	1	4	19	—	—	—
30 7	Envelopes.....	4	—	215	11	13	165	26	—	—
31 14	Fabricated structural steel and ornamental metal work, made in plants not operated in connection with rolling mills.....	13	7	603	10	131	426	35	—	1
32 9	Fertilizers.....	11	—	1,940	7	191	1,651	76	15	—
33 3	Finishing of men's and boys' hats of fur-felt, wool-felt, and straw.....	3	1	1,180	10	110	997	63	—	—
34 1	Flavoring extracts and flavoring sirups, not elsewhere classified.....	8	2	320	9	39	155	128	—	—
35 17	Food-products machinery <sup>a</sup> .....	10	1	974	17	82	732	140	—	3
36 12	Footwear (except rubber).....	7	1	936	14	72	818	31	1	—
37 4	Fur coats and other fur garments, accessories, and trimmings.....	5	4	90	5	2	72	11	—	—
38 14	Galvanizing and other coating—carried on in plants not operated in connection with rolling mills.....	4	5	76	3	8	65	—	—	—
39 8	General commercial (job) printing.....	135	118	2,289	91	245	1,845	101	3	4
40 16	Generating, distribution, and industrial apparatus, and apparatus for incorporation in manufactured products, not elsewhere classified.....	3	—	264	9	62	182	11	—	—
41 13	Glass containers.....	4	—	1,521	15	180	1,200	61	5	—
42 14	Gray-iron and semisteel castings.....	6	—	398	9	37	349	3	—	—
43 20	Hand stamps, stencils, and brands.....	4	4	62	3	8	47	4	—	—
44 4	Housefurnishings (except curtains, draperies, and bedspreads).....	7	4	324	4	25	280	15	—	—
45 6	Household furniture, except upholstered.....	15	9	301	15	17	262	7	—	—
46 1	Ice cream and ices.....	20	21	542	25	54	190	257	10	—
47 1	Ice, manufactured.....	24	16	502	15	33	138	312	1	3
48 9	Insecticides, fungicides, and related industrial and household chemical compounds <sup>a</sup> .....	12	5	131	—	12	104	15	—	—
49 15	Jewelry (precious metals).....	7	9	73	9	5	61	8	—	—
50 12	Leather goods not elsewhere classified.....	4	3	37	2	4	31	—	—	—
51 1	Liquors, distilled <sup>a</sup> .....	13	—	611	14	82	449	28	33	5
52 1	Liquors, rectified or blended.....	9	—	409	—	94	290	16	—	—
53 8	Lithographing and photo-lithographing (including preparation of stones or plates and dry transfers).....	17	6	812	33	86	618	77	—	—
54 9	Lubricating oils and greases—not made in petroleum refineries.....	6	2	123	15	20	30	58	—	—
55 8	Machine and hand typesetting (including advertisement typesetting).....	14	15	124	6	9	107	2	—	—
56 17	Machine-shop products, not elsewhere classified.....	14	4	1,606	27	223	1,185	169	2	—
57 17	Machine-shop repairs <sup>a</sup> .....	26	23	191	23	14	152	1	—	1
58 17	Machine-tool and other metalworking-machinery accessories, metal-cutting and shaping tools, and machinists' precision tools.....	3	3	15	—	1	14	—	—	—
59 6	Mattresses and bedsprings <sup>a</sup> .....	12	10	498	7	30	405	42	—	14
60 1	Meat packing, wholesale.....	29	20	2,580	30	169	1,812	534	35	—
61 4	Men's and boys' hats and caps (except felt and straw).....	6	7	28	—	5	23	—	—	—
62 4	Men's and boys' shirts (except work shirts), collars, and nightwear—made in inside factories or by jobbers engaging contractors.....	20	7	3,501	16	212	3,112	151	8	2
63 4	Men's and boys' suits, coats, and overcoats (except work clothing)—made in contract factories.....	133	182	4,628	16	42	4,568	1	—	1
64 4	Men's and boys' suits, coats, and overcoats (except work clothing)—made in inside factories or by jobbers engaging contractors.....	103	130	5,548	64	369	4,844	234	4	3
65 4	Men's neckwear—made in inside factories or by jobbers engaging contractors.....	8	7	413	12	24	332	45	—	—
66 4	Millinery.....	5	6	385	4	22	336	23	—	—

See footnotes at end of table.

## INDUSTRIAL AREA, BY INDUSTRIES: 1939

ments, and gives statistics for the remaining industries both in combination ("Other industries") and by industry groups. Certain of the industries for which combined or larger values of products than some of those shown separately]

SALARIES AND WAGES							COST OF MATERIALS, SUPPLIES, FUEL, PURCHASED ELECTRIC ENERGY, AND CONTRACT WORK					Value of products	Value added by manufacture	
Total <sup>1</sup>	Salaries of officers of corporations <sup>2</sup>	Manufacturing		Distribution	Construction	Other	Total	Materials and supplies	Fuel	Purchased electric energy	Contract work			
Dollars	Dollars	Dollars	Dollars	Dollars	Dollars	Dollars	Dollars	Dollars	Dollars	Dollars	Dollars	Dollars	Dollars	Dollars
171,608,272	9,056,090	21,361,206	126,981,050	12,881,854	708,923	459,140	515,298,580	481,635,948	17,817,487	6,428,413	9,416,732	856,067,248	341,668,668	1
1,827,151	46,047	292,273	1,297,916	167,744	22,571		7,428,407	7,132,743	117,167	138,301	40,286	11,170,598	3,748,101	2
28,827	7,540	2,989	18,298				56,555	55,609	340	606		112,305	55,750	3
910,993	117,804	160,660	568,085	60,622	4,322		983,482	952,184	4,640	20,528	6,130	2,581,088	1,597,009	4
972,933	129,145	166,361	625,317	52,110			976,295	910,551	10,649	9,111	45,084	2,532,347	1,556,052	5
67,831	17,211	29,574		21,046			114,645	51,659	684	612	61,690	307,942	193,297	6
5,216,578	266,863	390,928	4,188,644	340,830	24,303	5,001	8,984,159	8,565,980	255,889	162,290		19,425,770	10,441,611	7
326,444	8,600	18,811	239,819	48,131	11,083		273,262	60,611	186,526	24,332	1,793	749,537	476,275	8
(9)	(9)	(9)	(9)	(9)	(9)		(9)	(9)	(9)	(9)	(9)	(9)	(9)	9
603,377	87,391	90,500	408,426	103,045	3,180	835	1,784,796	1,735,875	24,552	24,369		3,199,601	1,414,805	10
1,450,882	128,807	192,813	1,076,284	48,331	3,525	2,122	7,181,088	7,032,199	92,785	28,137	27,967	10,877,599	3,696,511	11
32,192	4,601	2,452	21,752	3,387			87,009	85,772	352	885		173,031	86,922	12
218,844	4,999	22,095	142,816	47,036		700	377,531	370,023	3,477	4,031		743,236	365,705	13
1,976,954	90,047	416,855	1,831,897	38,731	99,334		6,198,986	5,436,294	640,692	116,000		12,645,574	6,346,588	14
143,454	14,100	12,493	107,848	9,013			204,983	202,469	1,063	1,451		459,855	254,872	15
97,927		4,803	89,085	3,439			21,212	15,431	1,959	3,822		235,359	214,147	16
67,161	4,608	1,113	61,380				5,720	3,520	510	1,690		84,603	78,883	17
1,176,316	107,483	114,723	872,404	81,706			2,084,228	2,548,063	1,603	15,444	119,118	4,650,403	1,960,175	18
558,300	144,072	62,237	293,350	58,641			1,449,753	1,421,797	6,822	21,134		2,664,681	1,214,928	19
318,781	15,676	37,615	192,604	72,496			645,301	624,280	13,005	8,016		1,377,886	732,585	20
1,243,604	324,264	234,138	322,803	290,027	16,148	47,224	2,405,297	2,369,011	13,322	22,811	153	8,863,295	6,457,998	21
252,843	4,656	85,504	158,159	4,524			633,728	618,343	7,578	7,807		1,052,774	410,046	22
54,082	5,335	3,016	43,001	2,730			16,272	12,236	1,259	2,777		100,999	84,727	23
136,103	53,215	8,505	70,079	4,304			39,215	30,007	2,710	4,955	1,543	216,425	177,210	24
137,847	39,381	31,230	59,239	7,997			221,341	219,222	412	1,707		535,200	313,859	25
(9)	(9)	(9)	(9)	(9)			(9)	(9)	(9)	(9)		(9)	(9)	26
(9)	(9)	(9)	(9)	(9)			(9)	(9)	(9)	(9)		(9)	(9)	27
10,147	3,100		7,047				4,504	4,188	170	137		32,541	28,037	28
24,079	1,809	4,985	17,285				27,074	24,326	41	947	1,760	89,094	62,029	29
290,833	80,299	20,825	154,258	35,451			724,068	711,019	1,764	11,275		1,199,691	472,633	30
945,265	64,403	297,287	501,908	81,147		520	2,519,111	2,487,519	5,218	22,999	3,375	4,299,300	1,780,189	31
2,420,819	27,420	356,320	1,873,463	154,082	18,534		9,493,562	9,139,166	46,037	308,359		14,537,468	5,043,906	32
(9)	(9)	(9)	(9)	(9)			(9)	(9)	(9)	(9)		(9)	(9)	33
(9)	(9)	(9)	(9)	(9)			(9)	(9)	(9)	(9)		(9)	(9)	34
1,656,872	99,940	170,193	1,182,903	231,154		2,682	1,797,818	1,738,652	13,144	38,460	7,062	4,260,647	2,463,329	35
934,171	77,180	89,684	713,053	62,990	1,264		1,174,231	1,159,876	1,792	12,503		2,427,200	1,252,969	36
104,211	8,840	3,670	78,672	13,029			231,873	230,412		1,461		501,157	269,284	37
65,913	9,075	5,737	51,101				204,100	192,315	7,264	1,482	39	334,067	133,867	38
3,420,787	357,179	424,247	2,397,172	216,052	6,149	20,988	3,582,559	3,227,621	26,813	84,420	243,705	8,773,580	5,191,027	39
469,163	87,727	104,099	242,315	35,022			409,835	403,078	1,063	5,478	216	1,111,002	701,167	40
2,174,399	190,318	381,356	1,400,090	129,225	7,404		1,764,141	1,256,357	346,491	158,815	2,478	5,918,568	4,154,427	41
(9)	(9)	(9)	(9)	(9)			(9)	(9)	(9)	(9)		(9)	(9)	42
(9)	(9)	(9)	(9)	(9)			(9)	(9)	(9)	(9)		(9)	(9)	43
(9)	(9)	(9)	(9)	(9)			(9)	(9)	(9)	(9)		(9)	(9)	44
(9)	(9)	(9)	(9)	(9)			(9)	(9)	(9)	(9)		(9)	(9)	45
874,265	227,036	93,108	178,340	349,285	26,403		2,328,242	2,230,322	20,097	71,627	6,196	4,414,123	2,085,881	46
675,022	71,255	58,389	166,329	372,585	2,750	3,714	301,420	57,208	30,158	214,054		1,080,354	1,684,934	47
189,075	32,803	31,545	108,249	16,578		500	1,068,585	1,054,461	6,388	7,730		2,042,537	978,952	48
98,804	25,187	4,859	58,208	10,550			167,912	163,315	1,068	1,590	1,939	327,649	189,728	49
27,647	1,514	4,727	21,408				25,530	24,868	344	818		83,809	58,279	50
773,581	66,567	133,067	503,625	49,370	18,556	2,496	2,722,542	2,427,912	219,515	75,115		4,568,162	1,845,560	51
(9)	(9)	(9)	(9)	(9)			(9)	(9)	(9)	(9)		(9)	(9)	52
1,242,887	180,427	146,114	754,107	162,239			1,083,299	987,179	12,792	21,568	61,760	3,183,700	2,100,401	53
225,028	55,212	28,214	36,945	104,657			431,825	424,627	5,208	1,990		1,004,905	575,080	54
205,477	40,418	11,758	150,747	2,554			49,155	41,803	2,270	5,030	40	452,351	353,196	55
(9)	(9)	(9)	(9)	(9)			(9)	(9)	(9)	(9)		(9)	(9)	56
271,080	52,005	18,628	106,300	2,496		761	209,633	197,329	4,946	6,858	500	627,309	417,076	57
18,410		780	17,634				17,573	15,731	757	1,085		56,369	38,706	58
519,910	48,220	47,507	339,968	70,215		13,910	1,031,063	1,013,536	6,209	11,318		1,862,516	831,453	59
3,662,182	171,200	307,177	1,795,825	1,246,604	41,376		26,795,481	26,613,863	131,307	110,993	39,818	32,703,534	5,098,053	60
22,100		2,976	10,124				53,044	48,985	105	644	3,310	100,754	47,710	61
2,671,134	228,196	312,199	1,750,601	369,749	8,929	1,400	6,557,506	5,700,133	12,017	32,330	813,026	10,475,516	3,918,010	62
3,604,415	47,932	47,847	3,507,506	850		780	352,946	159,025	24,808	40,002	150,111	4,709,608	4,326,662	63
5,967,297	278,913	603,236	4,723,296	355,768	4,368	1,716	10,764,435	14,758,447	32,378	65,083	4,908,527	30,326,349	10,561,914	64
364,540	61,095	30,004	215,213	58,234			699,032	672,179	352	3,797	22,704	1,405,768	706,736	65
837,025	10,280	41,432	247,952	37,361			679,236	674,812	284	4,140		1,311,491	632,255	66

## CENSUS OF MANUFACTURES: 1939

TABLE 9.—GENERAL STATISTICS FOR BALTIMORE

Group No.	INDUSTRY	*Number of establishments	*Proprietors and firm members	*PERSONS EMPLOYED IN MANUFACTURING ESTABLISHMENTS <sup>1</sup>						
				Total <sup>2</sup>	Salaried officers of corporations <sup>3</sup>	Manufacturing		Distribution	Construction	Other
						Salaried employees <sup>4</sup>	Wage earners (average for year) <sup>5</sup>			
1	6	5	5	72	2	4	62	4		
2	13	11	12	129	3	17	104	5		
3	20	7	3	245	9	30	194	0		
4	4	4	5	30	2	4	24			
5	20	6	8	25		1	24			
6	13	28	24	100	16	21	121	2		
7	8	10	2	2,292	17	806	984	485		
8	1	27	26	699	20	57	297	320	1	4
9	15	9	6	64	2	5	47			
10	4	4	2	105	4	54	82	18		7
11	9	22	16	502	28	91	278	103	2	
12	7	5	4	437	5	33	372	11	16	
13	7	3		112	4	17	87	4		
14	7	22	8	1,344	28	105	1,134	71	2	4
15	6	13	12	300	11	50	230	9		
16	10	8	1	137	8	21	80	28		
17	8	18	3	173	15	130	3	26		
18	8	10	2	117	15	16	67	19		
19	1	9	12	497	9	35	417	34	2	
20	5	24	19	455	6	46	401	2		
21	1	12	7	285	11	38	198	37		1
22	9	3	1	19	1	1	8	0		
23	17	3	2	21	3	2	11	3		2
24	3	5	5	37	2	3	32			
25	10	3	3	119	1	3	86	20		
26	1	3		92	1	7	70	14		
27	1	20	24	207	11	22	154	20		
28	5	3	2	46	1	1	42	2		
29	15	29	17	487	40	37	383	25	2	
30	19	17	17	5,548	14	218	5,282	19	15	
31	15	7	5	283	8	22	223	18	4	8
32	12	3	5	83		6	72	5		
33	20	3	2	15	2	1	12			
34	4	11	10	202	7	16	163	15	1	
35	14	10	1	4,286	11	477	3,710	84	4	
36	4	4	3	37		2	34	1		
37	4	6	6	569	8	29	504	28		
38	20	4	4	343	5	13	321	4		
39	6	21	27	717	13	44	640	20		
40	6	3	4	107	1	8	94	4		
41	6	8	8	41	3	4	29	5		
42	4	4	5	140	2	11	130	6		
43	4	6	3	512	7	28	451	26		
44	6	7	3	389	9	16	344	18	2	
45	4	13	20	858	7	51	766	31		3
46	4	3	5	78	2	8	42	26		
47		512	296	71,750	480	6,286	61,512	2,856	357	259
OTHER INDUSTRIES, BY INDUSTRY GROUPS <sup>6</sup>										
48	1	98	57	5,072	85	484	3,329	993	25	186
49	3	18	6	3,204	30	261	2,893	80		
50	4	50	47	2,477	29	157	2,185	103		3
51	6	28	18	676	26	46	583	21		
52	7	3		183	3	23	149	8		
53	8	18	5	2,413	21	845	1,056	491		
54	9	40	17	2,054	30	346	1,441	104	132	1
55	10	6	3	1,527	1	209	1,285	29	3	
56	11	12	7	680	14	38	577	61		
57	12	7	7	187	3	15	156	13		
58	13	10	5	1,018	3	120	869	26		
59	14	77	18	27,597	88	1,497	25,467	434	96	15
60	15	12	13	1,310	4	138	1,162	2	9	4
61	17	33	16	2,751	59	426	2,064	196	6	
62	20	58	47	2,238	52	213	1,845	128		
63	5	3								
64	16	4								
65	18	30		18,284	32	1,468	16,451	197	86	50
66	19	13								
67	22	22								

\* As figures for number of establishments and for personnel for those industries for which monetary items are withheld are given for the individual industries and are also included in the "Other industries" figures, the sums of the figures are larger than the totals shown for "All industries" for the industrial area.

<sup>1</sup> See headnote to table 3 and GENERAL EXPLANATIONS—Persons engaged—general classification.

<sup>2</sup> Figures do not include data for personnel of central-administrative offices.

<sup>3</sup> Each of the averages in this column is correct to the nearest unit, despite the fact that the averages for the several industries do not add exactly to the 1939 average for all industries. See GENERAL EXPLANATIONS—Wage earners and wages.

<sup>4</sup> Value of products less cost of materials, supplies, fuel, purchased electric energy, and contract work. See GENERAL EXPLANATIONS—Value added by manufacture.

<sup>5</sup> Figures omitted have been withheld to avoid disclosing exact or approximate data for individual establishments; they are included in the "Other industries" figures.



## INDUSTRIAL AREA, BY INDUSTRIES: 1939—Continued

SALARIES AND WAGES							COST OF MATERIALS, SUPPLIES, FUEL, PURCHASED ELECTRIC ENERGY, AND CONTRACT WORK					Value of products	Value added by manu- facture <sup>1</sup>
Total <sup>2</sup>	Salaries of officers of corporations <sup>3</sup>	Manufacturing		Distribution	Construc- tion	Other	Total	Materials and supplies	Fuel	Pur- chased electric energy	Contract work		
		Salaries <sup>4</sup>	Wages										
Dollars	Dollars	Dollars	Dollars	Dollars	Dollars	Dollars	Dollars	Dollars	Dollars	Dollars	Dollars	Dollars	Dollars
70,215	5,986	4,557	55,907	3,765			165,366	159,504	344	5,518		299,652	134,286
156,627	6,370	25,189	116,615	8,453			347,040	342,375	2,327	2,338		618,337	271,207
277,506	62,388	45,635	159,545	9,938			226,835	211,735	7,695	8,489	1,916	583,584	353,749
32,394	6,487	4,090	21,817				47,722	42,870	148	404	4,300	101,674	53,952
33,712		927	32,786				14,806	13,863	68	875		72,944	58,138
209,350	45,162	36,678	125,773	1,837			252,461	235,638	2,008	14,815		646,560	394,099
( <sup>5</sup> )	( <sup>5</sup> )	( <sup>5</sup> )	( <sup>5</sup> )	( <sup>5</sup> )			( <sup>5</sup> )	( <sup>5</sup> )	( <sup>5</sup> )	( <sup>5</sup> )	( <sup>5</sup> )	( <sup>5</sup> )	( <sup>5</sup> )
1,053,351	148,832	101,881	260,117	533,171	1,170	8,200	1,859,253	1,817,304	17,266	22,346	2,337	4,114,197	2,254,944
56,008	5,760	5,488	44,770				40,966	36,568	1,626	1,544	1,228	122,335	81,369
285,235	27,863	74,125	116,807	61,376		5,064	697,822	688,404	4,163	5,255		1,235,304	537,482
808,111	221,277	145,866	250,223	187,854	2,891		2,204,161	2,167,514	11,904	24,743		3,838,237	1,634,076
533,049	28,821	74,709	397,868	18,854	12,707		1,084,952	840,377	167,567	43,829	33,179	2,128,792	1,043,840
133,617	26,110	28,286	72,332	6,889			310,339	303,210	740	6,389		620,413	310,074
1,493,507	175,648	156,599	991,823	160,834	3,520	5,088	3,490,903	3,430,683	22,536	37,684		6,043,313	2,552,410
413,464	36,709	85,096	273,435	18,224			421,799	404,246	5,878	11,425	250	970,833	649,034
213,966	33,786	43,409	83,654	53,117			1,578,328	1,465,403	32,034	7,366	73,525	2,649,763	1,071,435
309,246	00,940	197,178	6,000	45,128			478,640	7,513	185	493	470,449	1,127,346	648,700
295,651	61,064	21,128	176,386	37,073			59,561	53,750	425	4,080	1,306	423,830	364,269
390,731	00,411	49,104	227,072	40,918	3,226		1,508,670	1,494,876	7,927	5,867		2,194,989	686,319
600,262	28,080	90,006	480,136	1,440			1,898,870	1,871,620	2,855	24,395		2,904,467	1,005,507
362,511	57,215	52,707	187,824	63,715		900	4,539,479	4,474,616	21,334	43,529		5,683,835	1,144,359
33,283	819	2,470	7,398	22,596			79,091	79,055		636		145,056	65,365
57,340	23,160	3,483	16,685	11,352		2,660	22,966	21,331	626	1,009		115,901	92,935
26,547	4,048	3,405	19,004				68,789	67,978	622	189		121,587	52,798
( <sup>5</sup> )	( <sup>5</sup> )	( <sup>5</sup> )	( <sup>5</sup> )	( <sup>5</sup> )			( <sup>5</sup> )	( <sup>5</sup> )	( <sup>5</sup> )	( <sup>5</sup> )		( <sup>5</sup> )	( <sup>5</sup> )
130,989	19,550	10,388	75,103	25,858			805,660	799,123	2,129	4,408		1,116,086	310,426
( <sup>5</sup> )	( <sup>5</sup> )	( <sup>5</sup> )	( <sup>5</sup> )	( <sup>5</sup> )			( <sup>5</sup> )	( <sup>5</sup> )	( <sup>5</sup> )	( <sup>5</sup> )		( <sup>5</sup> )	( <sup>5</sup> )
( <sup>5</sup> )	( <sup>5</sup> )	( <sup>5</sup> )	( <sup>5</sup> )	( <sup>5</sup> )			( <sup>5</sup> )	( <sup>5</sup> )	( <sup>5</sup> )	( <sup>5</sup> )		( <sup>5</sup> )	( <sup>5</sup> )
686,646	119,177	46,468	480,411	38,058	2,532		865,486	813,792	6,369	9,243	36,082	2,081,131	1,215,645
( <sup>5</sup> )	( <sup>5</sup> )	( <sup>5</sup> )	( <sup>5</sup> )	( <sup>5</sup> )	( <sup>5</sup> )		( <sup>5</sup> )	( <sup>5</sup> )	( <sup>5</sup> )	( <sup>5</sup> )	( <sup>5</sup> )	( <sup>5</sup> )	( <sup>5</sup> )
436,583	83,694	30,543	281,731	27,683	6,447	6,485	548,486	529,210	3,806	10,470		1,305,254	761,768
( <sup>5</sup> )	( <sup>5</sup> )	( <sup>5</sup> )	( <sup>5</sup> )	( <sup>5</sup> )	( <sup>5</sup> )		( <sup>5</sup> )	( <sup>5</sup> )	( <sup>5</sup> )	( <sup>5</sup> )		( <sup>5</sup> )	( <sup>5</sup> )
21,524	5,720	156	15,648				11,603	10,959	304	340		45,233	33,630
194,040	20,386	24,197	105,725	34,332	1,000		1,617,788	1,609,469	1,565	6,754		2,025,894	408,106
( <sup>5</sup> )	( <sup>5</sup> )	( <sup>5</sup> )	( <sup>5</sup> )	( <sup>5</sup> )	( <sup>5</sup> )		( <sup>5</sup> )	( <sup>5</sup> )	( <sup>5</sup> )	( <sup>5</sup> )	( <sup>5</sup> )	( <sup>5</sup> )	( <sup>5</sup> )
( <sup>5</sup> )	( <sup>5</sup> )	( <sup>5</sup> )	( <sup>5</sup> )	( <sup>5</sup> )	( <sup>5</sup> )		( <sup>5</sup> )	( <sup>5</sup> )	( <sup>5</sup> )	( <sup>5</sup> )	( <sup>5</sup> )	( <sup>5</sup> )	( <sup>5</sup> )
453,896	38,286	42,299	333,839	39,522			942,989	828,968	3,273	7,060	103,688	1,583,849	640,800
( <sup>5</sup> )	( <sup>5</sup> )	( <sup>5</sup> )	( <sup>5</sup> )	( <sup>5</sup> )			( <sup>5</sup> )	( <sup>5</sup> )	( <sup>5</sup> )	( <sup>5</sup> )	( <sup>5</sup> )	( <sup>5</sup> )	( <sup>5</sup> )
758,624	29,042	56,093	629,842	42,747			1,332,741	1,313,858	7,802	10,507	574	2,445,356	1,112,615
( <sup>5</sup> )	( <sup>5</sup> )	( <sup>5</sup> )	( <sup>5</sup> )	( <sup>5</sup> )			( <sup>5</sup> )	( <sup>5</sup> )	( <sup>5</sup> )	( <sup>5</sup> )	( <sup>5</sup> )	( <sup>5</sup> )	( <sup>5</sup> )
44,305	9,400	4,884	23,456	6,565			191,671	190,564	226	881		292,070	100,399
( <sup>5</sup> )	( <sup>5</sup> )	( <sup>5</sup> )	( <sup>5</sup> )	( <sup>5</sup> )			( <sup>5</sup> )	( <sup>5</sup> )	( <sup>5</sup> )	( <sup>5</sup> )	( <sup>5</sup> )	( <sup>5</sup> )	( <sup>5</sup> )
471,601	53,500	46,311	328,188	43,602			1,609,555	1,248,751	250	5,599	354,955	2,609,126	909,571
416,885	28,458	27,840	339,698	18,155	2,734		778,461	755,041	10	8,410		1,539,628	766,167
672,000	63,000	72,398	507,392	26,170		3,040	1,517,102	1,452,869	3,580	9,243	51,410	2,508,956	991,854
( <sup>5</sup> )	( <sup>5</sup> )	( <sup>5</sup> )	( <sup>5</sup> )	( <sup>5</sup> )			( <sup>5</sup> )	( <sup>5</sup> )	( <sup>5</sup> )	( <sup>5</sup> )	( <sup>5</sup> )	( <sup>5</sup> )	( <sup>5</sup> )
107,592,692	3,258,938	13,600,321	84,281,421	5,684,891	435,382	322,739	355,113,514	334,096,679	15,170,865	4,144,667	1,701,303	574,343,948	219,230,434
7,254,016	558,849	913,503	3,809,468	1,649,788	43,466	189,482	45,431,662	44,643,965	552,680	235,017		70,029,264	24,597,602
3,148,749	242,082	426,640	2,517,662	162,365			7,980,528	7,388,415	110,805	105,980	375,328	13,388,128	5,407,600
2,310,808	290,846	263,502	1,517,091	247,291		2,078	4,115,920	3,831,210	11,308	29,536	243,866	7,455,990	3,340,070
646,258	69,150	50,996	482,001	44,111			1,020,166	994,021	8,462	17,683		2,047,833	1,027,667
184,513	10,879	32,880	118,810	21,944			358,467	345,874	5,092	7,501		732,648	374,031
4,824,067	246,330	1,815,089	2,084,336	679,212			3,906,637	3,441,496	25,295	82,785	357,061	11,455,586	7,548,949
2,999,606	100,125	683,095	1,841,702	247,678	126,743	263	13,033,769	12,208,727	493,105	330,967	1,000	24,877,638	11,843,839
2,978,810	19,300	531,481	2,340,425	84,518	3,086		26,651,312	25,930,567	630,064	90,681		32,654,935	5,913,083
652,106	72,851	48,943	442,510	87,802			1,237,382	1,168,552	17,731	51,099		2,411,294	1,173,912
202,234	11,830	22,333	143,650	24,421			366,932	361,900	844	2,165	2,023	681,730	314,798
1,197,472	0,697	164,509	960,690	65,576			2,303,845	2,130,086	118,388	53,815	1,556	5,730,615	3,432,770
42,335,644	848,348	3,209,752	36,864,786	1,255,242	92,240	65,276	113,688,446	98,966,402	12,389,422	2,105,554	127,068	202,803,682	89,215,130
2,084,244	5,760	314,941	1,739,243	3,432		7,534	59,509,678	58,727,195	391,683	390,450	350	63,252,132	3,742,454
4,343,509	305,938	832,515	2,708,988	486,224	9,909		4,141,870	3,907,850	97,433	113,355	23,232	10,710,463	6,568,593
2,401,111	212,671	332,921	1,604,638	250,881			4,086,945	3,977,833	66,023	30,231	12,858	8,372,293	4,285,348
30,027,985	257,287	3,976,161	25,215,421	374,406	146,604	58,106	67,379,925	66,072,586	252,530	497,848	556,961	117,824,457	50,444,532

<sup>2</sup> For numbers of establishments and of wage earners in individual industries, see table 12.<sup>3</sup> and <sup>4</sup> To avoid disclosing exact or approximate data for individual establishments, the data for certain establishments located outside the Baltimore industrial area have been included in the figures for the industries to which these footnotes are indexed. Data for these establishments are not, however, included in the total for the area.<sup>1</sup> establishment.<sup>2</sup> establishments.



TABLE 10.—GENERAL STATISTICS FOR BALTIMORE CITY, BY INDUSTRIES: 1939

[The independent city of Baltimore is not included in any county. This table presents separate figures for each industry for which it is possible to publish such figures without disclosing exact or approximate data for individual establishments, and gives statistics for the remaining industries both in combination ("Other industries") and by industry groups. Certain of the industries for which combined figures are given, however, reported larger numbers of wage earners or larger values of products than some of those shown separately. No data for nonmanufacturing personnel, except salaried officers of corporations, are included in this table]

Group No.	INDUSTRY	*Num- of estab- lish- ments	*Propri- etors and firm mem- bers	*Salar- ied offi- cers of corpo- rations <sup>1</sup>	*Salar- ied em- ploy- ees <sup>1</sup>	*Wage earners (average for year) <sup>1</sup>	Salaries of officers of corpo- rations <sup>1</sup>	Salaries of em- ployees <sup>1</sup>	Wages	Cost of ma- terials, sup- plies, fuel, purchased electric energy, and contract work	Value of products	Value added by manu- facture <sup>1</sup>
	All industries, total.....	1,935	1,531	1,468	9,611	76,556	\$8,572,739	\$18,299,909	\$81,064,725	\$396,696,762	\$646,072,839	\$249,376,077
15	Alloying; and rolling and drawing of nonferrous metals, except aluminum	7		9	187	1,016	46,647	292,273	1,297,916	7,428,497	11,176,598	3,748,101
4	Belts (apparel), regardless of material	3	3	3	3	26	7,540	2,989	18,298	56,555	112,305	55,750
8	Bookbinding and related industries	15	12	18	114	555	117,304	160,660	568,085	983,482	2,581,088	1,597,606
8	Books: printing without publishing	12	5	19	74	478	129,145	166,361	625,317	976,295	2,532,347	1,556,052
8	Books: publishing without printing <sup>a</sup>	5	2	5	24		17,211	20,574		114,645	307,942	193,297
1	Bread and other bakery products (ex- cept biscuit, crackers, and pretzels)	246	251	26	222	3,407	263,863	390,174	4,152,147	8,895,398	10,230,252	10,334,854
13	Brick and hollow structural tile	4	1	3	6	186	8,600	7,398	148,556	173,902	447,391	273,489
20	Brooms	6	8	6	10	270	( <sup>1</sup> )	( <sup>1</sup> )	( <sup>1</sup> )	( <sup>1</sup> )	( <sup>1</sup> )	( <sup>1</sup> )
1	Candy and other confectionery prod- ucts <sup>a</sup>	34	29	24	64	642	87,391	90,500	408,426	1,784,766	3,199,601	1,414,805
1	Canned and dried fruits and vegetables (including canned soups)	21	10	29	102	2,176	128,807	192,813	1,066,320	7,134,930	10,809,561	3,674,631
4	Canvas products (except bags)	5	7	4	2	23	4,601	2,452	21,752	87,009	173,931	86,922
6	Caskets, coffins, burial cases, and other morticians' goods	6	3	2	12	97	4,999	22,695	142,815	377,531	743,239	365,705
9	Chemicals not elsewhere classified <sup>a</sup>	10	1	12	189	1,016	90,647	416,855	1,331,387	6,198,986	12,545,574	6,346,588
2	Cigars	7	9	4	9	181	14,100	12,493	107,848	204,983	459,855	254,872
3	Cloth sponging and miscellaneous special finishing	3	6		4	55		4,803	89,685	21,212	235,350	214,147
4	Coats, suits, and skirts (except fur coats)—made in inside factories or by jobbers engaging contractors	19	14	19	68	759	107,483	114,723	872,404	2,684,228	4,650,403	1,966,175
13	Concrete products	14	4	18	25	237	121,572	48,241	229,773	1,202,632	2,170,385	976,753
6	Cooperage	7	7	3	24	209	15,676	37,915	192,694	645,301	1,377,886	732,585
9	Drugs and medicines (including drug grinding) <sup>b</sup>	27	9	43	132	387	324,264	234,138	322,803	2,405,297	8,863,295	6,457,998
15	Electroplating, plating, and polishing	8	8	4	3	36	5,335	3,016	43,001	16,272	100,999	84,727
8	Electrotyping and stereotyping, not done in printing establishments	4		10	5	47	53,215	8,505	70,079	39,215	216,425	177,210
17	Elevators, escalators, and conveyors	4	2	7	11	54	39,381	31,230	59,239	221,341	535,200	313,859
14	Enamelled-iron sanitary ware and other plumbers' supplies (not including pipe and vitreous and semivitreous china sanitary ware)	4	2	1	61	638	( <sup>1</sup> )	( <sup>1</sup> )	( <sup>1</sup> )	( <sup>1</sup> )	( <sup>1</sup> )	( <sup>1</sup> )
15	Engraving on metal (except for print- ing purposes)	3	3	1		6	3,100		7,047	4,504	32,541	28,037
8	Engraving (steel, copperplate, and wood); plate printing	5	8	1	4	19	1,809	4,985	17,285	27,074	89,094	62,020
7	Envelopes	4		11	13	165	80,299	20,825	154,258	724,058	1,196,691	472,633
14	Fabricated structural steel and orna- mental metal work, made in plants not operated in connection with roll- ing mills	13	7	10	131	426	64,403	297,287	501,908	2,510,111	4,239,300	1,780,189
9	Fertilizers <sup>a</sup>	11		7	191	1,651	27,420	356,320	1,873,463	9,493,692	14,537,468	5,043,906
3	Finishing of men's and boys' hats of fur-felt, wool-felt, and straw	3	1	10	110	997	( <sup>1</sup> )	( <sup>1</sup> )	( <sup>1</sup> )	( <sup>1</sup> )	( <sup>1</sup> )	( <sup>1</sup> )
1	Flavoring extracts and flavoring sirups, not elsewhere classified	8	2	9	38	156	( <sup>1</sup> )	( <sup>1</sup> )	( <sup>1</sup> )	( <sup>1</sup> )	( <sup>1</sup> )	( <sup>1</sup> )
12	Footwear (except rubber)	7	1	14	72	818	77,180	89,684	713,053	1,174,231	2,427,200	1,252,969
4	Fur coats and other fur garments, ac- cessories, and trimmings	5	4	5	2	72	8,840	3,670	78,672	231,873	501,157	269,284
14	Galvanizing and other coating—carried on in plants not operated in connec- tion with rolling mills	4	5	3	8	65	9,075	5,737	51,101	201,100	334,067	133,867
8	General commercial (job) printing <sup>a</sup>	135	118	91	245	1,845	357,179	424,247	2,397,172	3,682,559	8,773,586	5,191,027
16	Generating, distribution, and industrial apparatus, and apparatus for incor- poration in manufactured products, not elsewhere classified	3		9	62	182	57,727	104,099	242,315	400,835	1,111,002	701,167
13	Glass containers	4		15	180	1,260	190,318	381,356	1,466,096	1,764,141	5,918,568	4,154,427
14	Gray-iron and semisteel castings	6		9	37	349	( <sup>1</sup> )	( <sup>1</sup> )	( <sup>1</sup> )	( <sup>1</sup> )	( <sup>1</sup> )	( <sup>1</sup> )
20	Hand stamps, stencils, and brands	4	4	3	8	47	( <sup>1</sup> )	( <sup>1</sup> )	( <sup>1</sup> )	( <sup>1</sup> )	( <sup>1</sup> )	( <sup>1</sup> )
4	Housefurnishings (except curtains, draperies, and bedspreads)	7	4	4	25	280	( <sup>1</sup> )	( <sup>1</sup> )	( <sup>1</sup> )	( <sup>1</sup> )	( <sup>1</sup> )	( <sup>1</sup> )
6	Household furniture, except upholstered	15	9	15	17	262	( <sup>1</sup> )	( <sup>1</sup> )	( <sup>1</sup> )	( <sup>1</sup> )	( <sup>1</sup> )	( <sup>1</sup> )
1	Ice cream and ices <sup>a</sup>	26	21	25	54	190	227,036	93,108	178,340	2,328,242	4,414,123	2,085,881
1	Ice, manufactured	19	7	15	32	130	71,255	57,639	156,382	276,738	1,904,718	1,627,980
9	Insecticides, fungicides, and related in- dustrial and household chemical com- pounds <sup>b</sup>	12	5		12	104	32,803	31,545	108,249	1,068,585	2,042,537	973,952
15	Jewelry (precious metals)	7	9	9	5	51	25,187	4,859	58,208	107,912	277,640	159,728
1	Liquors, distilled	5		2	22	234	6,500	36,645	282,558	949,434	1,745,829	796,395
8	Lithographing and photo-lithographing (including preparation of stones or plates and dry transfers)	17	6	33	86	616	180,427	146,114	754,107	1,083,290	3,183,700	2,100,401
9	Lubricating oils and greases—not made in petroleum refineries	6	2	15	20	30	55,212	28,214	36,945	431,825	1,004,905	578,080
8	Machine and hand typesetting (in- cluding advertisement typesetting)	14	15	6	9	107	40,418	11,758	150,747	49,155	432,351	383,195
17	Machine-shop repairs <sup>a</sup>	26	23	23	14	152	62,905	18,628	196,300	209,633	627,309	417,676
17	Machine-tool and other metalworking- machinery accessories, metal-cutting and shaping tools, and machinists' precision tools	3	3		1	14		780	17,634	17,573	56,369	38,796

See footnotes at end of table.

TABLE 10.—GENERAL STATISTICS FOR BALTIMORE CITY, BY INDUSTRIES: 1939—Continued

Group No.	INDUSTRY	*Num- of estab- lish- ments	*Propri- etors and firm mem- bers	*Salar- ied offi- cers of corpora- tions	*Salar- ied em- ploy- ees <sup>1</sup>	*Wage earners (average for year) <sup>2</sup>	Salaries of officers of corpora- tions <sup>1</sup>	Salaries of em- ployees <sup>1</sup>	Wages	Cost of ma- terials, sup- plies, fuel, purchased electric energy, and contract work	Value of products	Value added by manu- facture <sup>3</sup>
6	Mattresses and bedsprings .....	12	10	7	30	405	\$48,220	\$47,507	\$339,968	\$1,031,063	\$1,862,516	\$831,453
1	Meat packing, wholesale .....	29	20	30	169	1,812	171,200	307,177	1,795,825	26,795,481	32,703,534	5,908,053
4	Men's and boys' hats and caps (except felt and straw) .....	6	7	-----	5	23	-----	2,976	19,124	53,044	100,754	47,710
4	Men's and boys' shirts (except work shirts), collars, and nightwear—made in inside factories or by jobbers en- gaging contractors .....	20	7	16	212	3,112	228,196	312,109	1,750,601	6,557,506	10,475,516	3,918,010
4	Men's and boys' suits, coats, and over- coats (except work clothing)—made in contract factories .....	133	182	16	42	4,568	47,932	47,847	3,507,506	382,946	4,709,608	4,326,662
4	Men's and boys' suits, coats, and over- coats (except work clothing)—made in inside factories or by jobbers en- gaging contractors .....	103	136	64	309	4,844	278,913	603,236	4,723,295	10,764,435	30,326,349	10,561,914
4	Men's neckwear—made in inside fac- tories or by jobbers engaging contrac- tors .....	8	7	12	24	332	61,095	30,004	215,213	699,032	1,405,768	706,735
4	Millinery .....	5	5	4	22	336	10,280	41,432	247,952	679,236	1,311,491	632,255
6	Mirror frames and picture frames .....	5	5	2	4	62	5,986	4,557	55,907	165,366	299,652	134,285
13	Mirrors and other glass products made of purchased glass .....	11	12	3	17	104	6,370	25,189	116,615	347,040	618,337	271,297
4	Miscellaneous fabricated textile prod- ucts not elsewhere classified .....	4	5	2	4	24	6,487	4,090	21,817	47,722	101,674	53,952
20	Models and patterns (except paper patterns) .....	6	8	-----	1	24	-----	927	32,785	14,806	72,944	58,138
13	Monuments, tombstones, cut-stone, and stone products not elsewhere classified .....	25	21	16	21	117	45,162	36,578	119,288	243,398	618,768	375,370
8	Newspapers: publishing and printing .....	7	2	10	802	975	( <sup>4</sup> )	( <sup>4</sup> )	( <sup>4</sup> )	( <sup>4</sup> )	( <sup>4</sup> )	( <sup>4</sup> )
1	Nonalcoholic beverages .....	23	21	17	51	279	( <sup>4</sup> )	( <sup>4</sup> )	( <sup>4</sup> )	( <sup>4</sup> )	( <sup>4</sup> )	( <sup>4</sup> )
14	Oil burners, domestic and industrial .....	4	2	4	54	82	27,863	74,125	118,807	697,822	1,235,304	537,482
9	Paints, varnishes, and lacquers .....	22	16	28	91	278	221,277	145,866	250,223	2,204,161	3,838,237	1,634,076
7	Paper bags, except those made in paper mills .....	3	-----	4	17	87	26,110	28,286	72,332	310,339	620,413	310,074
7	Paperboard containers and boxes not elsewhere classified .....	22	8	28	105	1,134	175,648	156,599	991,823	3,490,903	6,043,313	2,552,410
6	Partitions, shelving, cabinet work, and office and store fixtures .....	13	12	11	50	230	36,709	85,096	273,435	421,799	970,833	519,034
10	Paving blocks and paving mixtures: asphalt, creosoted wood, and composi- tion .....	8	1	8	21	80	33,786	43,409	83,654	1,578,328	2,649,763	1,071,435
8	Periodicals: publishing without print- ing .....	18	3	15	130	3	60,940	197,178	6,000	478,640	1,127,346	618,706
8	Photoengraving, not done in printing establishments (including prepara- tion of plates) .....	10	2	15	16	67	61,064	21,128	176,386	59,561	423,830	364,269
1	Pickled fruits and vegetables and vege- table sauces and seasonings .....	9	12	9	35	417	60,411	49,104	227,072	1,508,670	2,194,980	680,319
5	Planing mills not operated in conjunc- tion with sawmills .....	24	10	6	46	401	28,080	90,606	480,136	1,898,870	2,904,467	1,005,597
1	Prepared feeds (including mineral) for animals and fowls .....	12	7	11	38	198	57,215	52,797	187,824	4,539,479	5,683,835	1,144,356
9	Printing ink .....	3	-----	1	1	8	819	2,470	7,398	79,691	145,056	65,365
17	Printing-trades machinery and equip- ment .....	3	2	3	2	11	23,160	3,483	16,685	22,966	115,901	92,935
3	Processed waste and recovered wool fibers—regular factories or jobbers en- gaging contractors .....	5	5	2	3	32	4,048	3,495	19,004	68,789	121,587	52,798
10	Roofing, built-up and roll; asphalt shingles; roof coating (except paint) .....	3	3	1	3	86	( <sup>4</sup> )	( <sup>4</sup> )	( <sup>4</sup> )	( <sup>4</sup> )	( <sup>4</sup> )	( <sup>4</sup> )
1	Salad dressings .....	3	-----	1	7	70	19,550	10,388	75,193	805,660	1,116,086	310,426
15	Sheet-metal work not specifically classi- fied .....	26	17	35	33	350	101,626	42,434	456,092	694,192	1,791,795	1,097,603
19	Shipbuilding and ship repairing .....	14	13	13	187	3,014	64,711	425,811	4,105,533	3,059,078	9,897,039	6,837,961
15	Silverware and plated ware .....	7	5	8	22	223	83,694	30,543	281,731	643,496	1,305,254	701,768
12	Suitcases, brief cases, bags, trunks, and other luggage .....	3	5	-----	6	72	-----	( <sup>4</sup> )	( <sup>4</sup> )	( <sup>4</sup> )	( <sup>4</sup> )	( <sup>4</sup> )
20	Surgical supplies and equipment not elsewhere classified; orthopedic ap- pliances .....	3	2	2	1	12	5,720	156	15,648	11,603	45,233	33,630
4	Textile bags—not made in textile mills .....	11	10	7	16	104	29,356	24,197	105,725	1,617,788	2,025,894	408,106
14	Tin cans and other tinware not else- where classified .....	16	1	11	477	3,710	( <sup>4</sup> )	( <sup>4</sup> )	( <sup>4</sup> )	( <sup>4</sup> )	( <sup>4</sup> )	( <sup>4</sup> )
4	Trimmings (not made in textile mills), stamped art goods, and art needle- work—made in regular factories or by jobbers engaging contractors .....	4	3	-----	2	34	-----	( <sup>4</sup> )	( <sup>4</sup> )	( <sup>4</sup> )	( <sup>4</sup> )	( <sup>4</sup> )
4	Trousers (semidress), wash suits, and washable service apparel .....	6	6	8	29	504	38,236	42,299	333,839	942,959	1,553,840	640,860
20	Umbrellas, parasols, and canes .....	4	4	5	13	321	( <sup>4</sup> )	( <sup>4</sup> )	( <sup>4</sup> )	( <sup>4</sup> )	( <sup>4</sup> )	( <sup>4</sup> )
6	Upholstered household furniture .....	21	27	13	44	640	29,042	56,093	620,842	1,332,741	2,445,356	1,112,615
6	Venetian blinds .....	3	4	8	8	94	( <sup>4</sup> )	( <sup>4</sup> )	( <sup>4</sup> )	( <sup>4</sup> )	( <sup>4</sup> )	( <sup>4</sup> )
6	Window shades .....	8	8	3	4	29	9,400	4,884	23,456	191,671	292,070	100,399
4	Women's and misses' clothing, not else- where classified—made in inside fac- tories or by jobbers engaging contrac- tors .....	4	5	2	11	130	( <sup>4</sup> )	( <sup>4</sup> )	( <sup>4</sup> )	( <sup>4</sup> )	( <sup>4</sup> )	( <sup>4</sup> )

See footnotes at end of table.

## CENSUS OF MANUFACTURES: 1939

TABLE 10.—GENERAL STATISTICS FOR BALTIMORE CITY, BY INDUSTRIES: 1939—Continued

Group No.	INDUSTRY	*Num-ber of estab-lish-ments	*Pro-pri-ators and firm mem-bers	*Sal-aries of officers of cor-pora-tions <sup>1</sup>	*Sal-aries of em-ploy-ees <sup>1</sup>	*Wage earners (average for year) <sup>2</sup>	Salaries of officers of cor-pora-tions <sup>1</sup>	Salaries of employees <sup>1</sup>	Wages	Cost of materials, supplies, fuel, pur-chased elec-tric energy, and contract work	Value of products	Value added by manu-facture <sup>3</sup>
4	Women's and misses' dresses (except house dresses)—made in inside factories or by jobbers engaging contractors	6	3	7	28	451	\$53,500	\$46,811	\$328,188	\$1,609,555	\$2,609,120	\$990,571
4	Work clothing (except work shirts), sport garments (except leather), and other men's and boys' apparel, not elsewhere classified	13	20	7	51	766	63,000	72,398	507,392	1,517,102	2,508,956	991,854
4	Work shirts	3	5	2	8	42	( <sup>4</sup> )	( <sup>4</sup> )	( <sup>4</sup> )	( <sup>4</sup> )	( <sup>4</sup> )	( <sup>4</sup> )
	Other industries <sup>5</sup>	526	301	495	5,230	32,087	3,185,349	10,797,269	37,410,305	242,863,971	372,420,276	129,666,305
	OTHER INDUSTRIES, BY INDUSTRY GROUPS <sup>5</sup>											
1	Food and kindred products	116	74	101	483	3,507	647,327	944,247	4,021,772	42,706,680	68,240,101	25,639,421
3	Textile-mill products and other fiber manufactures	15	4	24	234	2,476	201,482	338,538	1,850,813	6,520,615	10,719,076	4,108,461
4	Apparel and other finished products made from fabrics and similar materials	50	46	32	157	2,220	294,536	253,287	1,558,778	4,073,968	7,430,535	3,356,567
6	Furniture and finished lumber products	34	21	35	60	836	97,608	69,581	711,773	1,490,190	2,956,546	1,466,356
7	Paper and allied products	4		6	34	277	20,700	59,978	232,963	820,554	1,588,273	767,719
8	Printing, publishing, and allied industries	15	5	14	841	1,047	234,579	1,807,937	2,068,020	3,887,020	11,369,424	7,482,404
9	Chemicals and allied products	39	16	30	346	1,438	100,125	683,095	1,839,765	13,028,917	24,866,909	11,837,092
12	Leather and leather products	10	9	5	16	167	13,344	22,560	377,574	710,547	710,547	332,973
13	Stone, clay, and glass products	7	3	2	114	846	4,097	167,691	940,320	2,238,813	5,668,963	3,330,150
14	Iron and steel and their products, except machinery	74	18	84	983	9,026	820,478	1,895,307	10,051,459	38,512,097	68,727,406	30,215,369
16	Electrical machinery	9	5	7	721	1,720	36,191	2,017,763	2,687,280	7,062,038	17,883,435	10,821,397
17	Machinery (except electrical)	38	13	69	360	2,137	333,633	733,035	3,087,604	4,791,365	10,810,550	6,019,191
20	Miscellaneous industries	62	49	57	233	1,973	238,219	356,414	1,700,219	4,179,594	8,042,057	4,462,463
10	Products of petroleum and coal	5	3	1	205	778						
11	Rubber products	12	7	14	38	577						
15	Nonferrous metals and their products	20	18	6	142	1,199						
18	Automobiles and automobile equip-ment	13	10	4	181	1,730	137,030	1,457,536	6,513,100	113,164,546	132,900,388	19,735,842
19	Transportation equipment except au-tomobiles	3		4	82	133						

\*As the figures for number of establishments and for personnel for those industries for which monetary items are withheld are given for the individual industries and are also included in the "Other industries" figures, the sums of the figures are larger than the totals shown for "All industries" for Baltimore.

<sup>1</sup> Figures do not include data for personnel of central-administrative offices.

<sup>2</sup> Each of the averages in this column is correct to the nearest unit, despite the fact that the averages for the several industries do not add exactly to the 1939 average for all industries. See GENERAL EXPLANATIONS—Wage earners and wages.

<sup>3</sup> Value of products less cost of materials, supplies, fuel, purchased electric energy, and contract work. See GENERAL EXPLANATIONS—Value added by manufacture.

<sup>4</sup> Figures omitted have been withheld to avoid disclosing exact or approximate data for individual establishments; they are included in the "Other industries" figures.

<sup>5</sup> For numbers of establishments and of wage earners in individual industries, see table 12.

\* \* \* To avoid disclosing exact or approximate data for individual establishments, the data for certain establishments located outside Baltimore city have been included in the figures for the industries to which these footnotes are indexed. Data for these establishments are not, however, included in the total for the city.

<sup>1</sup> 1 establishment.

<sup>2</sup> 2 establishments.

<sup>3</sup> 3 establishments.

TABLE 11.—NUMBER OF ESTABLISHMENTS, BY INDUSTRY GROUPS, BY COUNTIES: 1939

COUNTY	Total	INDUSTRY GROUP																			
		1	2	3	4	5	6	7	8	9	10	11	12	13	14	15	16	17	18	19	20
The State	2,893	964	7	49	461	97	133	45	333	167	15	17	27	138	117	83	14	87	14	36	89
Allegany	72	27		3	1	8	2	2	4	2		1		13	5			4			
Anne Arundel	22	7				2			4	2	1		1	2						3	
Baltimore	67	39		3	2	4	1	4	4	2	2		1	15	4	3	1	4		5	3
Baltimore city	1,935	515	7	20	400	23	102	33	248	123	12	12	17	65	94	78	12	73	13	17	71
Calvert	6	2				3														1	
Caroline	50	35			1	2	2		5	1			1								3
Carroll	80	41		1	10	2	1	1	6	10		1	1	4				1	1		
Cecil	26	10		3		1	1	2	2	2				2	2						
Charles	10	3				5			2	2										1	
Dorchester	69	40		1	7	8	1		3	1				1	3					4	
Frederick	68	34		1	6	3		1	6	3				8	3		1				2
Garrett	13	5				6			2	3											
Harford	56	39			2	1			5	3											
Howard	11	5		2	1	1			1	3		1	1	3		1					
Kent	14	6		1	1				3	1				1							
Montgomery	22	9				1	2		7	1	1			1							1
Prince Georges	31	10				3			6	2				1				1			2
Queen Annes	16	11			1				1	2				1							
St. Marys	4	2				2															
Somerset	42	23			4	3	5		4	1					1						1
Talbot	37	26		2	1				3					3						2	
Washington	95	30		9	2	8	5	1	8	4		2	6	3		1		3		2	6
Wicomico	72	19		1	20	7	7	1	6	3				6				1		1	
Worcester	45	26		2	2	5	4		3	2				5	1						

TABLE 12.—INDUSTRIES IN "OTHER INDUSTRIES" GROUPS—NUMBER OF ESTABLISHMENTS AND NUMBER OF WAGE EARNERS, FOR THE STATE, THE BALTIMORE INDUSTRIAL AREA, AND BALTIMORE CITY: 1939

[In order to avoid disclosing data for individual establishments, wage-earner figures for industries represented by fewer than three establishments are withheld]

Group No.	TITLE	Number of establishments	Wage earners	Group No.	TITLE	Number of establishments	Wage earners
STATE OF MARYLAND				STATE OF MARYLAND—Continued			
1	Baking powder, yeast, and other leavening compounds.	2	-----	9	Glue and gelatin.	2	-----
	Blended and prepared flour made from purchased flour.	2	-----		Mucilage, paste, and other adhesives, except glue and rubber cement.	2	-----
	Cane-sugar refining.	1	-----		Perfumes, cosmetics, and other toilet preparations.	3	11
	Cereal preparations.	1	-----		Rayon and allied products.	1	-----
	Cheese.	5	23		Soap and glycerin.	2	-----
	Condensed and evaporated milk.	6	103		Tanning materials, natural dyestuffs, mordants, assistants, and sizes.	1	-----
	Creamery butter.	2	-----		Vegetable and animal oils, not elsewhere classified.	1	-----
	Cured fish.	2	-----				
	Flavoring extracts and flavoring sirups, not elsewhere classified.	8	155				
	Liquors, rectified or blended.	9	299	10	Oven coke and coke-oven byproducts.	1	-----
	Oleomargarine—not made in meat-packing establishments.	1	-----		Petroleum refining.	3	-----
	Preserves, jams, jellies, and fruit butters.	2	-----		Roofing, built-up and roll; asphalt shingles; roof coating (except paint).	3	80
	Quick-frozen foods.	1	-----				
	Sausage casings—not made in meat-packing establishments.	1	-----	11	Reclaimed rubber.	1	-----
	Special dairy products.	2	-----		Rubber boots and shoes (including rubber-soled footwear with fabric uppers).	2	-----
	Vinegar and cider.	2	-----		Tires and inner tubes.	2	-----
2	Batting, padding, and wadding; upholstery filling.	2	-----				
	Cordage and twine.	2	-----	12	Boot and shoe cut stock and findings.	1	-----
	Cotton narrow fabrics.	1	-----		Industrial leather belting and packing leather.	2	-----
	Cotton thread.	1	-----		Leather: tanned, curried, and finished—regular factories or jobbers engaging contractors.	2	-----
	Cotton yarn.	1	-----		Saddlery, harness, and whips.	1	-----
	Dyeing and finishing cotton, rayon, silk, and linen textiles.	4	579		Suitcases, brief cases, bags, trunks, and other luggage.	3	72
	Finishing of men's and boys' hats of fur-felt, wool-felt, and straw.	3	997		Women's pocketbooks, handbags, and purses.	2	-----
	Hosiery—seamless.	4	407				
	Knitted underwear.	1	-----	13	Asbestos products (except steam packing and pipe and boiler covering).	1	-----
	Rayon throwing and spinning—contract factories.	2	-----		Cement.	2	-----
	Silk narrow fabrics.	1	-----		China firing and decorating (for the trade).	1	-----
4	Children's and infants' wear not elsewhere classified—made in inside factories or by jobbers engaging contractors.	1	-----		Clay products (except pottery) not elsewhere classified.	1	-----
	Children's dresses—made in contract factories.	1	-----		Clay refractories, including refractory cement (clay).	3	384
	Children's dresses—made in inside factories or by jobbers engaging contractors.	2	-----		Nonclay refractories.	1	-----
	Corsets and allied garments.	1	-----		Porcelain electrical supplies.	1	-----
	Curtains, draperies, and bedspreads—contract factories.	1	-----		Pottery products not elsewhere classified.	1	-----
	Curtains, draperies, and bedspreads—made in regular factories or by jobbers engaging contractors.	1	-----		Steam and other packing; pipe and boiler covering.	1	-----
	Embroideries, other than Schiffl-machine products—made in regular factories or by jobbers engaging contractors.	1	-----		Tableware, pressed or blown glass, and glassware not elsewhere classified.	1	-----
	Embroideries: Schiffl-machine products.	3	178		Wallboard and wall plaster (except gypsum), building insulation (except mineral wool), and floor composition.	1	-----
	House dresses, uniforms, and aprons—made in contract factories.	2	-----	14	Blast-furnace products.	1	-----
	Housefurnishings (except curtains, draperies, and bedspreads).	7	280		Bolts, nuts, washers, and rivets—made in plants not operated in connection with rolling mills.	1	-----
	Men's and boys' underwear—made in contract factories.	1	-----		Cast-iron pipe and fittings.	2	-----
	Men's and boys' underwear—made in inside factories or by jobbers engaging contractors.	2	-----		Cutlery (except aluminum, silver, and plated cutlery) and edge tools.	1	-----
	Men's neckwear—made in contract factories.	1	-----		Enameled-iron sanitary ware and other plumbers' supplies (not including pipe and vitreous and semi-vitreous china sanitary ware).	4	638
	Raincoats and other waterproof garments (except oiled cotton).	1	-----		Forgings, iron and steel—made in plants not operated in connection with rolling mills.	3	142
	Robes, lounging garments, and dressing gowns.	1	-----		Hardware not elsewhere classified.	2	-----
	Trimmings (not made in textile mills), stamped art goods, and art needle work—contract factories.	2	-----		Nails, spikes, etc., not made in wire mills or in plants operated in connection with rolling mills.	2	-----
	Trimmings (not made in textile mills), stamped art goods, and art needlework—made in regular factories or by jobbers engaging contractors.	4	34		Saws.	1	-----
	Women's and misses' blouses and waists—made in contract factories.	1	-----		Screw-machine products and wood screws.	1	-----
	Women's and misses' blouses and waists—made in inside factories or by jobbers engaging contractors.	1	-----		Stamped and pressed metal products (except automobile stampings).	10	2,586
	Women's and misses' clothing, not elsewhere classified—made in contract factories.	2	-----		Steam fittings, regardless of material.	1	-----
	Women's and misses' clothing, not elsewhere classified—made in inside factories or by jobbers engaging contractors.	4	130		Steel barrels, kegs, and drums.	2	-----
	Women's and misses' dresses (except house dresses)—made in contract factories.	2	-----		Steel works and rolling mills.	4	16,587
6	Cigar boxes: wooden, part wooden.	1	-----		Tools (except edge tools, machine tools, files, and saws).	1	-----
	Cork products.	1	-----		Wire drawn from purchased rods.	1	-----
	Matches.	1	-----	15	Nonferrous-metal foundries (except aluminum).	7	-----
	Rattan and willowware (except furniture) and baskets other than vegetable and fruit baskets.	2	-----		Primary smelting and refining of nonferrous metals.	1	-----
	Venetian blinds.	3	94		Secondary smelting and refining of nonferrous metals, not elsewhere classified.	1	-----
	Wood preserving.	2	-----	16	Batteries, storage and primary (dry and wet).	1	-----
	Wood products not elsewhere classified.	3	53		Insulated wire and cable.	1	-----
7	Converted paper products not elsewhere classified.	2	-----		Radio, radio tubes, and phonographs.	2	-----
	Fiber cans, tubes, and similar products.	1	-----		Wiring devices and supplies.	1	-----
	Pulp mills.	1	-----	17	Cars and trucks, industrial.	1	-----
8	Books: publishing and printing.	2	-----		Commercial laundry, dry-cleaning, and pressing machinery.	1	-----
	Gravure, rotogravure, and rotary photogravure (including preparation of plates).	1	-----		Construction and similar machinery (except mining and oil-field machinery and tools).	1	-----
	Periodicals: publishing and printing.	5	66		Industrial machinery, not elsewhere classified.	7	420
9	Candles.	2	-----		Machine tools.	1	-----
	Colors and pigments.	4	628		Measuring and dispensing pumps.	2	-----
	Fireworks.	2	-----		Mechanical power-transmission equipment.	1	-----
	Fish and other marine oils, cake, and meal.	2	-----		Metalworking machinery and equipment, not elsewhere classified.	2	-----
					Office and store machines not elsewhere classified.	1	-----
					Paper-mill, pulp-mill, and paper-products machinery.	1	-----
					Stokers, mechanical, domestic and industrial.	1	-----
					Textile machinery.	1	-----
				18	Automobile trailers (for attachment to passenger cars).	1	-----
					Motor vehicles, motor-vehicle bodies, parts and accessories.	13	-----

See footnote at end of table.

TABLE 12.—INDUSTRIES IN "OTHER INDUSTRIES" GROUPS—NUMBER OF ESTABLISHMENTS AND NUMBER OF WAGE EARNERS, FOR THE STATE, THE BALTIMORE INDUSTRIAL AREA, AND BALTIMORE CITY: 1939—Continued

Group No.¹	TITLE	Number of establishments	Wage earners	Group No.¹	TITLE	Number of establishments	Wage earners
STATE OF MARYLAND—Continued				BALTIMORE INDUSTRIAL AREA—Continued			
19	Aircraft and parts, including aircraft engines.....	3	7,772	4	Women's and misses' blouses and waists—made in contract factories.....	1	-----
	Boat building and boat repairing.....	2	-----		Women's and misses' blouses and waists—made in inside factories or by jobbers engaging contractors.....	1	-----
	Cars and car equipment—railroad, street, and rapid-transit.....	3	113		Women's and misses' clothing, not elsewhere classified—made in inside factories or by jobbers engaging contractors.....	4	130
	Locomotives (including frames) and parts: railroad, mining, and industrial.....	1	-----		Women's and misses' dresses (except house dresses)—made in contract factories.....	1	-----
	Shipbuilding and ship repairing.....	27	5,435		Work shirts.....	3	42
20	Beauty-shop and barber-shop equipment.....	1	-----	5	Sawmills, veneer mills, and cooperage-stock mills, including those combined with logging camps and with planning mills.....	3	42
	Buttons.....	2	-----	6	Baskets for fruits and vegetables.....	1	-----
	Fabricated plastic products, not elsewhere classified.....	2	-----		Cigar boxes: wooden, part wooden.....	1	-----
	Feathers, plumes, and artificial flowers.....	1	-----		Cork products.....	1	-----
	Hand stamps, stencils, and brands.....	4	47		Household furniture, except upholstered.....	15	262
	Jewelry cases and instrument cases.....	1	-----		Matches.....	1	-----
	Musical instruments, parts, and materials not elsewhere classified.....	1	-----		Rattan and willowware (except furniture) and baskets other than vegetable and fruit baskets.....	1	-----
	Ophthalmic goods: lenses and fittings.....	2	-----		Venetian blinds.....	3	94
	Organs.....	1	-----		Window and door screens and weather strip.....	3	-----
	Piano and organ parts and materials.....	1	-----		Wood preserving.....	1	-----
	Pianos.....	1	-----		Wood products not elsewhere classified.....	1	-----
	Professional and scientific instruments (except surgical and dental).....	4	238	7	Converted paper products not elsewhere classified.....	2	-----
	Sporting and athletic goods not elsewhere classified.....	3	36		Fiber cans, tubes, and similar products.....	1	-----
	Surgical and medical instruments.....	1	-----	8	Books: publishing and printing.....	1	-----
	Umbrellas, parasols, and canes.....	4	321		Gravure, rotogravure, and rotary photogravure (including preparation of plates).....	1	-----
BALTIMORE INDUSTRIAL AREA					Newspapers: publishing and printing.....	10	984
1	Baking powder, yeast, and other leavening compounds.....	2	-----		Newspapers: publishing without printing.....	2	-----
	Biscuit, crackers, and pretzels.....	5	-----		Periodicals: publishing and printing.....	4	-----
	Blended and prepared flour made from purchased flour.....	1	-----	9	Candles.....	2	-----
	Cane-sugar refining.....	1	-----		Cleaning and polishing preparations, blackings, and dressings.....	16	-----
	Cereal preparations.....	1	-----		Colors and pigments.....	3	-----
	Cheese.....	3	-----		Compressed and liquefied gases—not made in petroleum refineries or in natural-gasoline plants.....	5	-----
	Creamery butter.....	1	-----		Fish and other marine oils, cake, and meal.....	2	-----
	Cured fish.....	1	-----		Glue and gelatin.....	2	-----
	Flavoring extracts and flavoring sirups, not elsewhere classified.....	8	155		Grease and tallow (except lubricating greases).....	2	-----
	Flour and other grain-mill products.....	2	-----		Mucilage, paste, and other adhesives, except glue and rubber cement.....	2	-----
	Food preparations, not elsewhere classified.....	13	-----		Perfumes, cosmetics, and other toilet preparations.....	2	-----
	Malt liquors.....	7	-----		Soap and glycerin.....	2	-----
	Liquors, rectified or blended.....	9	299		Tanning materials, natural dyestuffs, mordants, assistants, and sizes.....	1	-----
	Macaroni, spaghetti, vermicelli, and noodles.....	4	-----		Vegetable and animal oils, not elsewhere classified.....	1	-----
	Oleomargarine—not made in meat-packing establishments.....	1	-----	10	Oven coke and coke-oven byproducts.....	1	-----
	Poultry dressing and packing, wholesale.....	12	-----		Petroleum refining.....	2	-----
	Preserves, jams, jellies, and fruit butters.....	1	-----		Roofing, built-up and roll; asphalt shingles; roof coating (except paint).....	3	86
	Quick-frozen foods.....	1	-----	11	Rubber products not elsewhere classified.....	11	-----
	Sausage casings—not made in meat-packing establishments.....	1	-----		Tires and inner tubes.....	1	-----
	Sausages, prepared meats, and other meat products—not made in meat-packing establishments.....	20	154	12	Industrial leather belting and packing leather.....	2	-----
	Special dairy products.....	2	-----		Suitcases, brief cases, bags, trunks, and other luggage.....	3	72
	Vinegar and cider.....	2	-----		Women's pocketbooks, handbags, and purses.....	2	-----
3	Batting, padding, and wadding; upholstery filling.....	2	-----	13	Asbestos products (except steam packing and pipe and boiler covering).....	1	-----
	Cordage and twine.....	2	-----		China firing and decorating (for the trade).....	1	-----
	Cotton broad woven goods.....	2	-----		Lime.....	1	-----
	Cotton narrow fabrics.....	1	-----		Minerals and earths, ground or otherwise treated.....	2	-----
	Cotton thread.....	1	-----		Nonclay refractories.....	1	-----
	Cotton yarn.....	1	-----		Porcelain electrical supplies.....	1	-----
	Dyeing and finishing cotton, rayon, silk, and linen textiles.....	3	-----		Pottery products not elsewhere classified.....	1	-----
	Finishing of men's and boys' hats of fur-felt, wool-felt, and straw.....	3	997		Steam and other packing; pipe and boiler covering.....	1	-----
	Hosiery—seamless.....	1	-----		Wallboard and wall plaster (except gypsum), building insulation (except mineral wool), and floor composition.....	1	-----
	Woolen and worsted manufactures—regular factories or jobbers engaging contractors.....	2	-----	14	Blast-furnace products.....	1	-----
4	Children's and infants' wear not elsewhere classified—made in inside factories or by jobbers engaging contractors.....	1	-----		Bolts, nuts, washers, and rivets—made in plants not operated in connection with rolling mills.....	1	-----
	Corsets and allied garments.....	1	-----		Cast-iron pipe and fittings.....	2	-----
	Curtains, draperies, and bedspreads—contract factories.....	1	-----		Cutlery (except aluminum, silver, and plated cutlery) and edge tools.....	1	-----
	Curtains, draperies, and bedspreads—made in regular factories or by jobbers engaging contractors.....	1	-----		Enameled-iron sanitary ware and other plumbers' supplies (not including pipe and vitreous and semi-vitreous china sanitary ware).....	4	638
	Embroideries, other than Schiffli-machine products—made in regular factories or by jobbers engaging contractors.....	1	-----		Forgings, iron and steel—made in plants not operated in connection with rolling mills.....	2	-----
	Embroideries: Schiffli-machine products.....	1	-----		Gray-iron and semisteel castings.....	6	349
	House dresses, uniforms, and aprons—made in contract factories.....	3	176		Hardware not elsewhere classified.....	1	-----
	House dresses, uniforms, and aprons—made in inside factories or by jobbers engaging contractors.....	1	-----		Nails, spikes, etc., not made in wire mills or in plants operated in connection with rolling mills.....	2	-----
	Housefurnishings (except curtains, draperies, and bedspreads).....	13	-----		Power boilers and associated products.....	4	-----
	Men's and boys' shirts (except work shirts), collars, and nightwear—made in contract factories.....	7	280		Stamped and pressed metal products (except automobile stampings).....	9	-----
	Men's and boys' underwear—made in inside factories or by jobbers engaging contractors.....	1	-----		Steam fittings, regardless of material.....	1	-----
	Men's neckwear—made in contract factories.....	1	-----				
	Raincoats and other waterproof garments (except oiled cotton).....	1	-----				
	Robes, lounging garments, and dressing gowns.....	1	-----				
	Trimmings (not made in textile mills), stamped art goods, and art needlework—contract factories.....	2	-----				
	Trimmings (not made in textile mills), stamped art goods, and art needlework—made in regular factories or by jobbers engaging contractors.....	4	34				

See footnote at end of table.

TABLE 12.—INDUSTRIES IN "OTHER INDUSTRIES" GROUPS—NUMBER OF ESTABLISHMENTS AND NUMBER OF WAGE EARNERS, FOR THE STATE, THE BALTIMORE INDUSTRIAL AREA, AND BALTIMORE CITY: 1939—Continued

Group No.1	TITLE	Number of establishments	Wage earners	Group No.1	TITLE	Number of establishments	Wage earners
<b>BALTIMORE INDUSTRIAL AREA—Continued</b>				<b>BALTIMORE CITY—Continued</b>			
14	Steel barrels, kegs, and drums.....	2	-----	3	Cotton thread.....	1	-----
	Steel works and rolling mills.....	3	-----		Dyeing and finishing cotton, rayon, silk, and linen textiles.....	2	-----
	Stoves, ranges, water heaters, and hot-air furnaces (except electric).....	4	-----		Finishing of men's and boys' hats of fur-felt, wool-felt and straw.....	3	997
	Tin cans and other tinware not elsewhere classified.....	10	3,710		Hosiery—seamless.....	1	-----
	Tools (except edge tools, machine tools, files, and saws).....	1	-----		Woolen and worsted manufactures—regular factories or jobbers engaging contractors.....	1	-----
	Wire drawn from purchased rods.....	1	-----				
	Wirework not elsewhere classified.....	15	-----				
15	Lighting fixtures.....	3	-----	4	Children's and infants' wear not elsewhere classified—made in inside factories or by jobbers engaging contractors.....	1	-----
	Nonferrous-metal foundries (except aluminum).....	7	-----		Coats, suits, and skirts (except fur coats)—made in contract factories.....	2	-----
	Primary smelting and refining of nonferrous metals.....	1	-----		Corsets and allied garments.....	1	-----
	Secondary smelting and refining of nonferrous metals, not elsewhere classified.....	1	-----		Curtains, draperies, and bedspreads—contract factories.....	1	-----
16	Batteries, storage and primary (dry and wet).....	1	-----		Curtains, draperies, and bedspreads—made in regular factories or by jobbers engaging contractors.....	1	-----
	Insulated wire and cable.....	1	-----		Embroideries, other than Schiffli-machine products—made in regular factories or by jobbers engaging contractors.....	1	-----
	Radios, radio tubes, and phonographs.....	2	-----		Embroideries: Schiffli-machine products.....	1	-----
17	Cars and trucks, industrial.....	1	-----		House dresses, uniforms, and aprons—made in contract factories.....	1	-----
	Commercial laundry, dry-cleaning, and pressing machinery.....	1	-----		House dresses, uniforms, and aprons—made in inside factories or by jobbers engaging contractors.....	13	-----
	Construction and similar machinery (except mining and oil-field machinery and tools).....	1	-----		Housefurnishings (except curtains, draperies, and bedspreads).....	7	280
	Industrial machinery, not elsewhere classified.....	6	-----		Men's and boys' shirts (except work shirts), collars, and nightwear—made in contract factories.....	1	-----
	Machine-shop products, not elsewhere classified.....	14	1,185		Men's and boys' underwear—made in inside factories or by jobbers engaging contractors.....	1	-----
	Measuring and dispensing pumps.....	1	-----		Men's neckwear—made in contract factories.....	1	-----
	Mechanical power-transmission equipment.....	1	-----		Raincoats and other waterproof garments (except oiled cotton).....	1	-----
	Metalworking machinery and equipment, not elsewhere classified.....	2	-----		Robes, lounging garments, and dressing gowns.....	1	-----
	Paper-mill, pulp-mill, and paper-products machinery.....	1	-----		Trimmings (not made in textile mills), stamped art goods, and art needlework—contract factories.....	2	-----
	Refrigerators, domestic (mechanical and absorption), refrigeration machinery and equipment, and complete air-conditioning units.....	3	-----		Trimmings (not made in textile mills), stamped art goods, and art needlework—made in regular factories or by jobbers engaging contractors.....	4	34
	Stokers, mechanical, domestic and industrial.....	1	-----		Women's and misses' blouses and waists—made in contract factories.....	1	-----
	Textile machinery.....	1	-----		Women's and misses' blouses and waists—made in inside factories or by jobbers engaging contractors.....	1	-----
18	Automobile trailers (for attachment to passenger cars).....	1	-----		Women's and misses' clothing, not elsewhere classified—made in inside factories or by jobbers engaging contractors.....	4	130
	Motor vehicles, motor-vehicle bodies, parts and accessories.....	12	-----		Women's and misses' dresses (except house dresses)—made in contract factories.....	1	-----
19	Aircraft and parts, including aircraft engines.....	1	-----		Work shirts.....	5	42
	Cars and car equipment—railroad, street, and rapid-transit.....	3	-----	6	Baskets for fruits and vegetables.....	1	-----
	Locomotives (including frames) and parts: railroad, mining, and industrial.....	1	-----		Cigar boxes: wooden, part wooden.....	1	-----
	Shipbuilding and ship repairing.....	17	5,282		Cork products.....	1	-----
20	Beauty-shop and barber-shop equipment.....	1	-----		Household furniture, except upholstered.....	15	262
	Brooms.....	6	270		Matches.....	1	-----
	Brushes.....	6	-----		Rattan and willowware (except furniture) and baskets other than vegetable and fruit baskets.....	3	-----
	Fabricated plastic products, not elsewhere classified.....	2	-----		Venetian blinds.....	3	94
	Feathers, plumes, and artificial flowers.....	1	-----		Window and door screens and weather strip.....	3	-----
	Games and toys (except dolls and children's vehicles).....	4	-----		Wooden boxes except cigar boxes.....	6	-----
	Hand stamps, stenoids, and brands.....	4	47		Wood preserving.....	1	-----
	Jewelry cases and instrument cases.....	1	-----		Wood products not elsewhere classified.....	1	-----
	Musical instruments, parts, and materials not elsewhere classified.....	1	-----	7	Converted paper products not elsewhere classified.....	2	-----
	Ophthalmic goods: lenses and fittings.....	2	-----		Fiber cans, tubes, and similar products.....	1	-----
	Pianos.....	1	-----		Paper and paperboard mills.....	1	-----
	Professional and scientific instruments (except surgical and dental).....	3	-----	8	Books: publishing and printing.....	1	-----
	Signs, advertising displays, and advertising novelties.....	10	-----		Gravure, rotogravure, and rotary photogravure (including preparation of plates).....	1	-----
	Sporting and athletic goods not elsewhere classified.....	2	-----		Newspapers: publishing and printing.....	7	975
	Surgical and medical instruments.....	1	-----		Newspapers: publishing without printing.....	2	-----
	Umbrellas, parasols, and canes.....	4	321		Periodicals: publishing and printing.....	4	-----
<b>BALTIMORE CITY</b>				9	Candles.....	1	-----
1	Baking powder, yeast, and other leavening compounds.....	2	-----		Cleaning and polishing preparations, blackings, and dressings.....	16	-----
	Biscuit, crackers, and pretzels.....	5	-----		Colors and pigments.....	3	-----
	Cane-sugar refining.....	1	-----		Compressed and liquefied gases—not made in petroleum refineries or in natural-gasoline plants.....	5	-----
	Cereal preparations.....	1	-----		Fish and other marine oils, cake, and meal.....	2	-----
	Cheese.....	3	-----		Glue and gelatin.....	2	-----
	Creamery butter.....	1	-----		Grease and tallow (except lubricating greases).....	2	-----
	Cured fish.....	1	-----		Mucilage, paste, and other adhesives, except glue and rubber cement.....	2	-----
	Flavoring extracts and flavoring sirups, not elsewhere classified.....	8	150		Perfumes, cosmetics, and other toilet preparations.....	2	-----
	Flour and other grain-mill products.....	1	-----		Soap and glycerin.....	2	-----
	Food preparations, not elsewhere classified.....	13	-----		Tanning materials, natural dyestuffs, mordants, assistants, and sizes.....	1	-----
	Malt liquors.....	7	-----		Vegetable and animal oils, not elsewhere classified.....	1	-----
	Liquors, rectified or blended.....	7	-----	10	Petroleum refining.....	2	-----
	Macaroni, spaghetti, vermicelli, and noodles.....	4	-----		Roofing, built-up and roll; asphalt shingles; roof coating (except paint).....	3	86
	Nonalcoholic beverages.....	23	279	11	Rubber products not elsewhere classified.....	11	-----
	Oleomargarine—not made in meat-packing establishments.....	1	-----		Tires and inner tubes.....	1	-----
	Poultry dressing and packing, wholesale.....	12	-----				
	Preserves, jams, jellies, and fruit butters.....	1	-----				
	Quick-frozen foods.....	1	-----				
	Sausage casings—not made in meat-packing establishments.....	1	-----				
	Sausages, prepared meats, and other meat products—not made in meat-packing establishments.....	10	-----				
	Special dairy products.....	2	-----				
	Vinegar and cider.....	2	-----				
3	Batting, padding, and wadding; upholstery filling.....	2	-----				
	Cordage and twine.....	2	-----				
	Cotton broad woven goods.....	2	-----				
	Cotton narrow fabrics.....	1	-----				

See footnote at end of table.

TABLE 12.—INDUSTRIES IN "OTHER INDUSTRIES" GROUPS—NUMBER OF ESTABLISHMENTS AND NUMBER OF WAGE EARNERS, FOR THE STATE, THE BALTIMORE INDUSTRIAL AREA, AND BALTIMORE CITY: 1939—Continued

Group No. <sup>1</sup>	TITLE	Number of establishments	Wage earners	Group No. <sup>1</sup>	TITLE	Number of establishments	Wage earners
	<b>BALTIMORE CITY—Continued</b>				<b>BALTIMORE CITY—Continued</b>		
12	Industrial leather belting and packing leather.....	2		16	Batteries, storage and primary (dry and wet).....	1	
	Leather goods not elsewhere classified.....	3			Electrical products not elsewhere classified.....	5	
	Suitcases, brief cases, bags, trunks, and other luggage.....	3	72		Insulated wire and cable.....	1	
	Women's pocketbooks, handbags, and purses.....	2			Radios, radio tubes, and phonographs.....	2	
13	China firing and decorating (for the trade).....	1		17	Cars and trucks, industrial.....	1	
	Minerals and earths, ground or otherwise treated.....	2			Commercial laundry, dry-cleaning, and pressing machinery.....	1	
	Nonclay refractories.....	1			Construction and similar machinery (except mining and oil-field machinery and tools).....	1	
	Porcelain electrical supplies.....	1			Food-products machinery.....	1	
	Steam and other packing; pipe and boiler covering.....	1			Industrial machinery, not elsewhere classified.....	8	
	Wallboard and wall plaster (except gypsum), building insulation (except mineral wool), and floor composition.....	1			Machine-shop products, not elsewhere classified.....	6	
14	Bolts, nuts, washers, and rivets—made in plants not operated in connection with rolling mills.....	1			Measuring and dispensing pumps.....	13	
	Cast-iron pipe and fittings.....	2			Mechanical power-transmission equipment.....	1	
	Cutlery (except aluminum, silver, and plated cutlery) and edge tools.....	1			Metalworking machinery and equipment, not elsewhere classified.....	1	
	Enameled-iron sanitary ware and other plumbers' supplies (not including pipe and vitreous and semi-vitreous china sanitary ware).....	4	638		Refrigerators, domestic (mechanical and absorption), refrigeration machinery and equipment, and complete air-conditioning units.....	3	
	Forgings, iron and steel—made in plants not operated in connection with rolling mills.....	2		18	Stokers, mechanical, domestic and industrial.....	1	
	Gray-iron and semisteel castings.....	6	349		Textile machinery.....	1	
	Hardware not elsewhere classified.....	1		19	Automobile trailers (for attachment to passenger cars). Motor vehicles, motor-vehicle bodies, parts and accessories.....	1	
	Nails, spikes, etc., not made in wire mills or in plants operated in connection with rolling mills.....	2			Cars and car equipment—railroad, street, and rapid-transit.....	12	
	Power boilers and associated products.....	4			Locomotives (including frames) and parts: railroad, mining, and industrial.....	2	
	Saws.....	1				1	
	Stamped and pressed metal products (except automobile stampings).....	9		20	Beauty-shop and barber-shop equipment.....	1	
	Steam fittings, regardless of material.....	1			Brooms.....	6	270
	Steel barrels, kegs, and drums.....	2			Brushes.....	5	
	Steel works and rolling mills.....	1			Fabricated plastic products, not elsewhere classified.....	2	
	Stoves, ranges, water heaters, and hot-air furnaces (except electric).....	4			Feathers, plumes, and artificial flowers.....	1	
	Tin cans and other tinware not elsewhere classified.....	16	3,710		Games and toys (except dolls and children's vehicles).....	4	
	Tools (except edge tools, machine tools, files, and saws).....	1			Hand stamps, stencils, and brands.....	4	47
	Wire drawn from purchased rods.....	1			Jewelry cases and instrument cases.....	1	
	Wirework not elsewhere classified.....	15			Miscellaneous fabricated products not elsewhere classified.....	5	
15	Lighting fixtures.....	3			Musical instruments, parts, and materials not elsewhere classified.....	1	
	Nonferrous-metal foundries (except aluminum).....	7			Ophthalmic goods: lenses and fittings.....	2	
	Nonferrous-metal products not elsewhere classified.....	8			Pianos.....	1	
	Primary smelting and refining of nonferrous metals.....	1			Professional and scientific instruments (except surgical and dental).....	3	
	Secondary smelting and refining of nonferrous metals, not elsewhere classified.....	1			Signs, advertising displays, and advertising novelties.....	19	
					Sporting and athletic goods not elsewhere classified.....	2	
					Surgical and medical instruments.....	1	
					Umbrellas, parasols, and canes.....	4	321

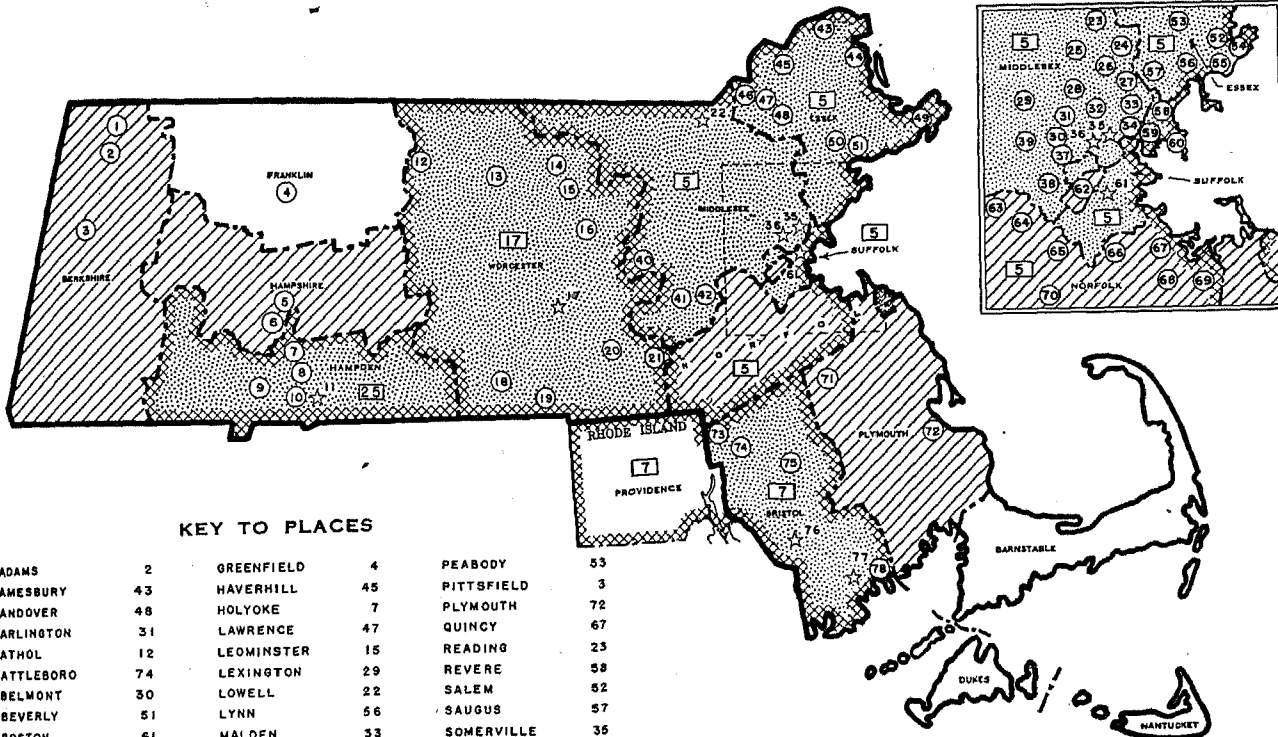
<sup>1</sup> For group titles, see GENERAL EXPLANATIONS—Changes in number of industries and of industry groups, sec. 27.



# MASSACHUSETTS

DENSITY OF WAGE-EARNER EMPLOYMENT, BY COUNTIES: 1939

BOSTON INDUSTRIAL AREA (PART)



## KEY TO PLACES

ADAMS	2	GREENFIELD	4	PEABODY	53
AMESBURY	43	HAVERHILL	45	PITTSFIELD	3
ANDOVER	48	HOLYOKE	7	PLYMOUTH	72
ARLINGTON	31	LAWRENCE	47	QUINCY	67
ATHOL	12	LEOMINSTER	15	READING	23
ATTLEBORO	74	LEXINGTON	29	REVERE	58
BELMONT	30	LOWELL	22	SALEM	62
BEVERLY	51	LYNN	56	SAUGUS	57
BOSTON	61	WALDEN	33	SOMERVILLE	35
BRAINTREE	68	MARBLEHEAD	54	SOUTHBRIDGE	10
BROCKTON	71	MARLBOROUGH	40	SPRINGFIELD	11
BROOKLINE	62	MEDFORD	32	STONEHAM	26
CAMBRIDGE	36	MELROSE	27	SWAMPSCOTT	55
CHELSEA	59	METHUEN	46	TAUNTON	75
CHICOPEE	8	MILFORD	21	WAKEFIELD	24
CLINTON	16	MILTON	66	WALTHAM	39
DANVERS	50	NATICK	42	WATERTOWN	37
DEDHAM	65	NEEDHAM	64	WEBSTER	19
EASTHAMPTON	6	NEW BEDFORD	77	WELLESLEY	63
EVERETT	34	NEWBURYPORT	44	WESTFIELD	9
FAIRHAVEN	78	NEWTON	58	WEST SPRINGFIELD	10
FALL RIVER	76	NORTH ADAMS	1	WEYMOUTH	69
FITCHBURG	14	NORTHAMPTON	5	WINCHESTER	28
FRAMINGHAM	41	NORTH ATTLEBORO	73	WINTHROP	60
GARDNER	13	NORTHBRIDGE	20	WOBURN	25
GLOUCESTER	49	NORWOOD	70	WORCESTER	17

- UNDER 5000 WAGE EARNERS
- 5000 TO 24,999 WAGE EARNERS
- 25,000 OR MORE WAGE EARNERS
- PLACES OF 10,000 TO 99,999 POPULATION
- PLACES OF 100,000 OR MORE POPULATION
- INDUSTRIAL AREAS:
  - 5 BOSTON AREA
  - 17 WORCESTER AREA
  - 25 SPRINGFIELD-HOLYOKE AREA
  - 7 PROVIDENCE-FALL RIVER-NEW BEDFORD AREA



# MASSACHUSETTS

TABLE 1.—SUMMARY FOR THE STATE: 1939, 1937, AND 1929

CENSUS YEAR	Number of establishments	Proprietors and firm members	Number of persons employed in manufacturing <sup>1</sup>	Salaries and wages <sup>1</sup>	Cost of materials, supplies, fuel, purchased electric energy, and contract work <sup>2</sup>	Value of products <sup>2</sup>	Value added by manufacture <sup>3</sup>
1939	9,007	4,957	522,522	\$649,524,785	\$1,271,451,635	\$2,459,771,043	\$1,188,319,408
1937	8,619	4,584	504,240	710,119,551	1,304,299,029	2,620,788,793	1,250,489,764
1929	9,771	5,852	626,185	887,458,358	1,640,463,304	3,310,001,317	1,609,637,953

<sup>1</sup> Figure for 1939 does not include data for employees of manufacturing establishments (except salaried officers of corporations) who were engaged in distribution, construction, and other nonmanufacturing work. For detail, see table 8. It is not known to what extent data for such nonmanufacturing employees were included in figures reported for earlier years. See GENERAL EXPLANATIONS—Persons engaged—general classification.

<sup>2</sup> The aggregates for cost of materials, etc., and value of products include large amounts of duplication due to the use of the products of some industries as materials by others. See GENERAL EXPLANATIONS—Duplication in cost of materials and value of products.

<sup>3</sup> Value of products less cost of materials, supplies, fuel, purchased electric energy, and contract work. See GENERAL EXPLANATIONS—Value added by manufacture.

TABLE 2.—SUMMARY FOR INDUSTRIAL AREAS, COUNTIES, AND PLACES: 1939

	Population, 1940	Number of establishments	Wage earners (average for year) <sup>1</sup>	Wages <sup>2</sup>	Cost of materials, supplies, fuel, purchased electric energy, and contract work <sup>2,3</sup>	Value of products <sup>2,3</sup>	Value added by manufacture <sup>4</sup>
The State	4,316,721	9,007	460,674	\$500,923,284	\$1,271,451,635	\$2,459,771,043	\$1,188,319,408
INDUSTRIAL AREAS							
Boston area <sup>5</sup>	2,656,131	5,673	237,496	264,495,570	764,643,460	1,425,482,462	600,839,002
Providence-Fall River-New Bedford area, total <sup>6</sup>	914,935	2,036	153,013	140,084,073	348,806,053	663,917,458	315,111,405
Portion in Massachusetts	364,637	780	64,130	56,495,000	116,028,974	225,950,978	109,922,004
Portion in Rhode Island	550,298	1,256	88,858	89,689,073	232,777,079	437,960,480	205,189,401
Worcester area <sup>7</sup>	504,470	1,119	78,373	88,890,263	178,350,338	376,837,735	198,478,397
Springfield-Holyoke area <sup>8</sup>	332,107	650	30,446	44,297,532	101,000,175	211,697,017	110,096,842
COUNTIES IN MASSACHUSETTS <sup>9</sup>							
Barnstable	37,295	36	222	206,500	757,655	1,509,940	752,294
Berkshire	122,273	176	18,136	20,658,674	41,428,423	90,377,798	48,949,375
Bristol	364,637	780	64,130	56,495,000	116,028,974	225,950,978	109,922,004
Dukes <sup>10</sup>	5,669	7	24				
Essex	496,313	1,081	73,489	78,265,087	180,990,795	341,639,845	160,649,050
Franklin	49,453	83	4,328	4,756,337	8,664,702	20,600,447	11,935,745
Hampden (coextensive with Springfield-Holyoke area)	332,107	650	30,446	44,297,532	101,000,175	211,697,017	110,096,842
Hampshire	72,461	117	6,371	5,949,743	18,352,594	32,864,847	14,502,253
Middlesex	971,390	1,585	78,394	84,602,423	270,660,706	506,906,838	230,247,132
Nantucket <sup>10</sup>	3,401	2					
Norfolk	325,180	421	23,145	30,263,528	74,501,039	141,230,322	66,729,283
Plymouth	168,824	364	15,139	15,131,652	41,550,750	74,273,222	32,710,472
Suffolk	863,248	2,586	62,467	71,404,532	232,491,920	435,705,457	203,213,537
Worcester (coextensive with Worcester area)	504,470	1,119	78,373	88,890,263	178,350,338	370,837,735	198,478,397
Undistributed <sup>11</sup>		9	33	42,013	59,564	186,588	127,024
PLACES HAVING 10,000 OR MORE INHABITANTS							
Adams	12,008	21	3,183	2,708,591	4,644,131	9,610,124	4,965,993
Amesbury	10,862	25	2,530	2,453,054	4,940,653	9,958,948	5,018,295
Andover	11,122	14	3,449	3,741,212	9,040,759	16,032,627	6,991,868
Arlington	40,013	24	151	217,517	406,189	940,600	534,411
Athol	11,180	23	2,184	1,682,152	2,853,048	8,312,904	5,458,956
Attleboro	22,071	123	6,570	6,951,000	19,077,985	34,627,071	15,549,086
Belmont	26,867	8	25	26,162	54,267	153,054	98,787
Beverly	25,537	36	2,992	4,203,218	2,748,200	9,591,169	6,842,969
Boston	770,816	2,450	57,704	66,784,787	221,230,040	413,424,844	192,194,804
Braintree	16,378	10	155	178,113	340,158	855,948	515,790
Brockton	62,343	212	7,918	7,904,240	19,067,132	35,436,028	16,368,896
Brookline	49,786	25	458	466,409	913,421	2,247,635	1,334,214
Cambridge	110,879	362	16,662	19,097,775	56,214,541	127,319,568	71,105,027
Chelsea	41,259	104	4,372	4,324,117	10,450,209	20,712,977	10,232,768
Chicopee	41,664	59	6,941	8,988,205	25,080,472	45,033,124	19,952,652
Clinton	12,440	27	2,179	2,294,542	6,759,437	11,907,235	5,147,798
Danvers	14,179	18	906	510,546	848,950	1,841,853	992,998
Deerham	15,508	10	151	174,634	335,843	801,562	405,719
Easthampton	10,316	23	2,371	2,003,480	8,638,875	14,113,952	5,475,077
Everett	46,784	113	4,194	5,523,313	35,244,870	50,862,391	15,617,521
Fairhaven <sup>12</sup>	10,938	13	794				
Fall River	115,428	244	24,669	19,393,076	39,464,422	72,881,639	33,417,217
Fitchburg	41,824	102	6,894	7,908,387	21,507,054	36,847,350	15,340,296
Frammingham	23,214	42	3,147	3,521,283	9,298,552	17,339,101	8,040,549
Gardner	20,206	67	4,826	5,402,658	8,745,840	21,800,560	13,054,720

See footnotes at end of table.

TABLE 2.—SUMMARY FOR INDUSTRIAL AREAS, COUNTIES, AND PLACES: 1939—Continued

	Population, 1940	Number of establish- ments	Wage earners (average for year) <sup>1</sup>	Wages <sup>2</sup>	Cost of materials, supplies, fuel, purchased elec- tric energy, and contract work <sup>3</sup>	Value of products <sup>4</sup>	Value added by manufacture <sup>5</sup>
PLACES HAVING 10,000 OR MORE INHABITANTS—continued							
Gloucester.....	24,046	46	1,687	\$1,832,991	\$4,981,401	\$8,277,787	\$3,206,386
Greenfield.....	15,672	32	1,289	1,622,668	1,488,462	5,362,895	3,874,433
Haverhill.....	46,752	180	7,522	6,520,283	14,311,650	26,824,693	12,513,043
Holyoke.....	53,750	153	8,539	9,214,599	21,015,593	43,054,742	21,139,149
Lawrence.....	84,323	163	24,498	23,530,266	68,991,216	107,158,257	38,167,041
Leominster.....	22,226	63	4,354	3,963,908	8,554,182	16,811,021	8,256,839
Lexington <sup>12</sup> .....	13,187	3	27				
Lowell.....	101,389	204	13,828	12,035,687	35,556,252	61,949,591	26,393,339
Lynn.....	98,123	272	12,656	17,086,325	25,161,409	70,495,275	45,333,866
Malden.....	58,010	108	3,592	3,705,306	13,408,691	23,157,762	9,749,071
Marblehead.....	10,856	15	164	169,632	246,255	552,851	306,596
Marlborough.....	15,154	27	2,109	1,694,451	3,769,085	7,318,326	3,549,241
Medford.....	63,083	49	1,036	1,200,782	4,076,399	7,270,807	3,194,408
Melrose.....	25,333	22	428	396,273	1,463,965	2,505,564	1,041,539
Methuen.....	21,880	26	1,508	1,215,416	4,776,103	6,890,331	2,084,228
Milford.....	15,388	26	1,645	1,364,006	3,744,893	6,197,142	2,452,249
Milton.....	18,708	6	43	44,300	189,000	374,273	187,373
Natick.....	13,851	25	1,218	1,265,198	3,638,887	8,470,040	4,831,153
Needham.....	12,445	16	186	199,726	849,753	1,534,446	684,693
New Bedford.....	110,341	197	22,115	19,081,947	36,253,580	72,807,267	36,553,687
Newburyport.....	13,916	27	2,021	1,931,352	3,379,957	7,670,104	4,290,147
Newton.....	69,873	50	3,057	2,930,779	6,838,969	14,132,394	7,293,434
North Adams.....	22,213	38	6,123	5,141,177	10,988,333	20,715,843	9,727,510
Northampton.....	24,794	38	1,227	1,289,182	2,788,381	6,036,923	3,248,542
North Attleboro.....	10,569	48	1,840	1,860,161	2,365,893	6,497,762	4,131,859
Northbridge.....	10,242	5	762	769,442	1,688,636	3,194,159	1,505,523
Norwood.....	15,353	26	2,787	3,937,473	9,271,852	20,363,401	11,091,549
Peabody.....	21,711	89	5,792	7,224,076	22,987,331	38,023,891	15,036,560
Pittsfield.....	49,684	69	6,961	9,721,729	20,408,966	46,823,605	26,414,639
Plymouth.....	19,100	23	1,436	1,679,637	5,593,275	9,141,150	3,547,875
Quincy.....	75,810	126	7,772	12,743,040	19,178,613	40,051,987	20,873,374
Reading.....	10,866	12	331	360,649	1,053,680	2,030,548	976,868
Revere.....	34,405	21	291	251,700	692,952	1,382,875	689,923
Salem.....	41,213	100	5,076	4,629,550	11,847,002	25,366,282	13,519,286
Saugus.....	14,825	17	131	130,504	445,015	967,425	521,810
Somerville.....	102,177	132	5,220	7,163,363	50,557,584	70,512,408	19,954,824
Southbridge.....	16,825	34	4,971	5,729,653	8,299,313	20,376,368	12,077,055
Springfield.....	149,554	310	13,846	17,647,797	34,586,173	81,795,639	47,293,456
Stoneham.....	10,765	18	519	444,608	1,075,186	2,170,094	1,094,908
Swampscott.....	10,761	9	57	77,074	247,682	526,472	278,790
Taunton.....	37,395	82	4,234	4,151,961	9,542,236	19,162,337	9,620,101
Wakefield.....	16,223	35	1,099	963,113	1,875,608	3,943,095	2,067,587
Waltham.....	40,020	91	4,433	4,881,898	8,611,749	19,994,866	11,838,117
Watertown.....	35,427	64	5,147	6,419,181	10,767,326	25,762,409	14,995,083
Webster.....	13,180	18	3,081	2,760,570	5,020,083	9,614,844	4,594,701
Wellesley.....	15,127	11	136	226,371	595,538	1,629,213	1,033,675
Westfield.....	18,793	43	1,867	2,126,501	4,624,071	9,901,365	5,277,294
West Springfield.....	17,135	29	1,892	2,729,535	7,203,556	14,254,237	7,050,681
Weymouth.....	23,868	10	58	54,239	229,394	469,602	240,208
Winchester.....	15,081	13	979	1,157,807	4,183,856	6,539,685	2,355,829
Winthrop.....	16,768	11	40	43,928	88,719	184,761	96,042
Woburn.....	19,751	35	913	1,108,154	4,161,986	7,512,200	3,350,214
Worcester.....	103,694	523	26,588	34,689,280	68,651,776	155,420,438	86,768,662

<sup>1</sup> Not including salaried officers and employees nor nonmanufacturing wage earners. The figure for each county or place is an average of the numbers reported for the several months of the year. In calculating it, equal weight must be given to full-time and to part-time wage earners (not reported separately by the manufacturers), and for this reason it exceeds the number that would have been required to perform the work done in the industries if all wage earners had been continuously employed throughout the year. The quotient obtained by dividing the amount of wages by the average number of wage earners cannot, therefore, be accepted as representing the average wage received by full-time wage earners. Each of the averages in this column is correct to the nearest unit, despite the fact that the averages for the several counties do not add exactly to the average for the State. In making comparisons between the figures for 1939 and those for earlier years, the possibility that the proportion of part-time employment varied from year to year should be taken into account.

<sup>2</sup> Profits and losses cannot be calculated from the census figures because no data are collected for certain expense items, such as interest, rent, depreciation, taxes, insurance, and advertising.

<sup>3</sup> See GENERAL EXPLANATIONS—Duplication in cost of materials and value of products.

<sup>4</sup> Value of products less cost of materials, supplies, fuel, purchased electric energy, and contract work. See GENERAL EXPLANATIONS—Value added by manufacture.

<sup>5</sup> For numbers of establishments by "Industry groups," see table 11.

<sup>6</sup> The Boston Industrial Area comprises Essex, Middlesex, Norfolk, and Suffolk Counties. For statistics by industries, see table 9.

<sup>7</sup> The Providence-Fall River-New Bedford Industrial Area comprises Bristol County, Mass., and Providence County, R. I. For statistics by industries, see table 9.

<sup>8</sup> The Worcester Industrial Area is coextensive with Worcester County. For statistics by industries, see table 9.

<sup>9</sup> The Springfield-Holyoke Industrial Area is coextensive with Hampden County. For statistics by industries, see table 9.

<sup>10</sup> Figures omitted have been withheld to avoid disclosing exact or approximate data for individual establishments; they are included in the "Undistributed" figures.

<sup>11</sup> The "Undistributed" figure for number of establishments and a part of the "Undistributed" figure for number of wage earners are included above in the items for the respective counties. The sums of the figures in these 2 columns are, therefore, larger than the corresponding State totals.

<sup>12</sup> Figures omitted have been withheld to avoid disclosing exact or approximate data for individual establishments.

## CENSUS OF MANUFACTURES: 1939

TABLE 3.—PERSONS EMPLOYED IN MANUFACTURING ESTABLISHMENTS, BY SEX: 1939 AND 1929

The 1939 questionnaire, for the first time, called for data on the total number of employees in manufacturing establishments, including those engaged wholly or chiefly in distribution, construction, and other nonmanufacturing activities. It is not known to what extent data for such employees were included in the figures reported for earlier years. This table presents detailed figures for employees receiving pay at any time within the normal pay-roll period ended nearest Oct. 14, 1939, and for such employees on the pay roll on Dec. 14, 1929, or on the nearest representative date. The total for "Wage earners engaged in manufacturing" is not identical with the average for the year (given in other tables), and differs from the number reported for October 1939 or for December 1929, because for both years some manufacturers gave wage-earner figures for months other than those specified. See (GENERAL EXPLANATIONS—Persons engaged—general classification)

CLASS AND SEX	1939 (Oct. 14) <sup>1</sup>	1929 (Dec. 14) <sup>1</sup>	CLASS AND SEX	1939 (Oct. 14) <sup>1</sup>	1929 (Dec. 14) <sup>1</sup>
All classes, aggregate <sup>1</sup> .....	587,224	626,082	Salaried officers and employees—Continued.		
Male.....	396,390	427,857	All other employees, etc.—Continued.		
Female.....	190,834	198,225	Engaged in manufacturing:		
Salaried officers and employees, total.....	91,636	78,676	Male.....	34,436	
Male.....	63,337	51,208	Female.....	19,372	
Female.....	28,299	27,468	Engaged in distribution:		
Salaried officers of corporations, total.....	8,040	8,632	Male.....	17,645	
Male.....	7,429	8,163	Female.....	7,975	( <sup>1</sup> )
Female.....	611	469	Engaged in construction:		
All other employees (except wage earners in manufac- turing), total.....	83,596	70,044	Male.....	2,586	
Male.....	55,908	43,045	Engaged in other work:		
Female.....	27,688	26,999	Male.....	1,241	
			Female.....	341	
			Wage earners engaged in manufacturing, total.....	495,588	547,406
			Male.....	333,053	376,649
			Female.....	162,535	170,757

<sup>1</sup> See headnote.<sup>2</sup> Figures do not include data for 4,957 proprietors and firm members for 1939, which were not reported by sex, and 5,852 for 1929.<sup>3</sup> No data.

TABLE 4.—WAGE EARNERS ENGAGED IN MANUFACTURING, BY MONTHS: 1939, 1937, AND 1929

[The figures for 1939 relate to wage earners engaged in manufacturing only. It is not known to what extent the figures for earlier years include data for nonmanufacturing wage earners. See headnote to table 3]

CENSUS YEAR	Average number employed during year <sup>1</sup>	NUMBER RECEIVING PAY DURING NORMAL PAY-ROLL PERIOD ENDED NEAREST 15TH OF MONTH—											
		January	February	March	April	May	June	July	August	September	October	November	December
1939.....	460,674	439,217	451,609	455,906	446,569	439,930	440,603	448,538	460,220	470,414	492,624	496,161	486,294
1937.....	496,036	499,254	510,811	522,122	525,956	519,341	504,380	504,658	504,346	497,441	485,065	440,154	429,907
1929.....	547,509	533,223	548,247	554,674	549,879	549,652	545,452	545,328	553,088	563,351	563,385	542,274	520,959

<sup>1</sup> See GENERAL EXPLANATIONS—Wage earners and wages.

TABLE 5.—SUMMARY FOR ESTABLISHMENTS CLASSIFIED AS TO SIZE BY NUMBER OF WAGE EARNERS: 1939 AND 1929

SIZE CLASS	NUMBER OF ESTABLISH- MENTS		WAGE EARNERS (AVERAGE FOR YEAR) <sup>1</sup>		VALUE OF PRODUCTS	VALUE ADDED BY MANUFACTURE <sup>1</sup>
	1939	1929	1939	1929	1939	1929
All establishments.....	9,007	9,771	460,674	547,509	\$2,459,771,043	\$1,188,319,408
No wage earners.....	435	350			32,075,575	12,113,076
1 to 5.....	3,421	3,574	9,222	9,920	72,390,908	35,561,948
6 to 20.....	2,379	2,066	26,319	29,822	170,061,680	82,869,591
21 to 50.....	1,173	1,382	38,451	45,038	221,548,001	106,815,906
51 to 100.....	635	752	45,191	54,499	261,365,186	127,071,753
101 to 250.....	571	592	88,516	92,275	431,368,305	212,247,993
251 to 500.....	229	245	81,096	85,686	437,685,012	197,509,787
501 to 1,000.....	120	134	83,008	90,485	422,292,934	197,003,010
1,001 to 2,500.....	35	67	50,006	102,047	258,976,876	135,861,909
2,501 or more.....	9	9	32,865	37,137	151,806,586	81,264,435

<sup>1</sup> See headnotes to tables 3 and 4.<sup>2</sup> See GENERAL EXPLANATIONS—Value added by manufacture.

TABLE 6.—SUMMARY FOR ESTABLISHMENTS CLASSIFIED AS TO SIZE BY VALUE OF PRODUCTS: 1939 AND 1929

SIZE CLASS	NUMBER OF ESTABLISHMENTS		WAGE EARNERS (AVERAGE FOR YEAR) <sup>1</sup>		VALUE OF PRODUCTS		VALUE ADDED BY MANUFACTURE <sup>1</sup>	
	1939	1929	1939	1929	1939	1929	1939	1929
All establishments.....	9,007	9,771	460,674	547,509	\$2,459,771,043	\$3,310,001,317	\$1,188,319,408	\$1,609,537,953
\$5,000 to \$19,999.....	3,012	2,746	8,413	6,996	33,699,968	32,021,095	19,838,639	20,280,173
\$20,000 to \$49,999.....	1,882	2,120	14,552	14,368	60,284,246	68,172,546	34,818,556	41,484,334
\$50,000 to \$99,999.....	1,215	1,363	20,235	19,261	86,645,386	98,218,625	47,442,611	57,445,361
\$100,000 to \$249,999.....	1,198	1,499	40,206	45,393	191,300,674	239,243,795	96,654,235	131,773,463
\$250,000 to \$499,999.....	694	806	49,702	52,427	249,187,568	288,713,706	121,933,364	149,467,915
\$500,000 to \$999,999.....	498	570	68,940	68,909	351,485,453	402,311,190	167,622,019	201,149,676
\$1,000,000 to \$2,499,999.....	351	433	116,021	537,722,390	658,447,201	261,774,015	318,306,646	
\$2,500,000 to \$4,999,999.....	94	136	56,437	53,003	318,901,067	460,389,515	160,873,478	241,246,251
\$5,000,000 and over.....	63	98	89,821	140,531	630,534,291	1,062,483,044	287,362,491	508,384,134

<sup>1</sup> See headnotes to tables 3 and 4.<sup>2</sup> See GENERAL EXPLANATIONS—Value added by manufacture.

TABLE 7.—ESTABLISHMENTS CLASSIFIED AS UNDER CORPORATE OR OTHER FORM OF OWNERSHIP (OR CONTROL) AND AS UNDER CENTRAL-ADMINISTRATIVE-OFFICE OR INDEPENDENT OPERATION: 1939 AND 1929

TYPE OF OWNERSHIP OR CONTROL, AND OF OPERATION	NUMBER OF ESTABLISHMENTS		WAGE EARNERS (AVERAGE FOR YEAR) <sup>1</sup>		VALUE OF PRODUCTS		VALUE ADDED BY MANUFACTURE <sup>2</sup>	
	1939	1929	1939	1929	1939	1929	1939	1929
Total.....	9,007	9,771	460,674	547,509	\$2,459,771,043	\$3,310,001,317	\$1,188,319,408	\$1,669,537,953
TYPE OF OPERATION								
1939 <sup>3</sup>								
Corporate ownership or control:								
Central-administrative-office (plural-unit).....	1,300	( <sup>4</sup> )	218,257	( <sup>4</sup> )	1,298,849,129	( <sup>4</sup> )	605,785,547	( <sup>4</sup> )
Independent (single-unit).....	3,903	( <sup>4</sup> )	204,770	( <sup>4</sup> )	974,174,093	( <sup>4</sup> )	494,280,582	( <sup>4</sup> )
Noncorporate ownership:								
Central-administrative-office (plural-unit).....	133	( <sup>4</sup> )	6,014	( <sup>4</sup> )	35,887,459	( <sup>4</sup> )	12,365,461	( <sup>4</sup> )
Independent (single-unit).....	3,666	( <sup>4</sup> )	31,633	( <sup>4</sup> )	150,860,862	( <sup>4</sup> )	75,881,818	( <sup>4</sup> )
1939 AND 1929 <sup>3</sup>								
Central-administrative-office (plural-unit), corporate and noncorporate.....	1,438	1,056	224,271	234,482	1,334,736,588	1,520,795,624	618,151,008	734,810,843
Independent (single-unit), corporate and noncorporate.....	7,569	8,715	236,403	313,027	1,125,034,455	1,789,205,693	570,168,400	934,727,110
TYPE OF OWNERSHIP OR CONTROL								
Corporate.....	5,203	5,231	423,027	500,771	2,273,023,222	3,040,356,979	1,100,072,129	1,528,206,280
Noncorporate, total.....	3,804	4,540	37,647	46,738	186,747,821	269,614,338	88,247,279	141,331,673
Individual.....	2,792	( <sup>4</sup> )	20,362	( <sup>4</sup> )	89,645,366	( <sup>4</sup> )	44,005,798	( <sup>4</sup> )
Partnership.....	954	( <sup>4</sup> )	14,320	( <sup>4</sup> )	69,638,723	( <sup>4</sup> )	31,760,782	( <sup>4</sup> )
Cooperative.....	14	( <sup>4</sup> )	252	( <sup>4</sup> )	1,023,763	( <sup>4</sup> )	489,964	( <sup>4</sup> )
Other.....	44	( <sup>4</sup> )	2,713	( <sup>4</sup> )	26,430,969	( <sup>4</sup> )	11,990,735	( <sup>4</sup> )

<sup>1</sup> See headnotes to tables 3 and 4.<sup>2</sup> See GENERAL EXPLANATIONS—Value added by manufacture.<sup>3</sup> Because of changes in the questionnaire, no comparable figures for 1929 can be given for the first section of this table. For this reason, the items have been regrouped under "1939 and 1929" to present comparable figures so far as this can be done.<sup>4</sup> No data.

TABLE 8.—GENERAL STATISTICS FOR

[This table presents separate figures for each industry for which it is possible to publish such figures without disclosing exact or approximate data for individual establishments, are given, however, reported larger numbers of wage earners or

Group No.	INDUSTRY	*Number of establishments	*Pro-prietors and firm members	*PERSONS EMPLOYED IN MANUFACTURING ESTABLISHMENTS <sup>1</sup>						
				Total <sup>2</sup>	Salaried officers of corporations <sup>2</sup>	Manufacturing		Distrib-ution	Con-struc-tion	Other
						Salaried employ-ees <sup>2</sup>	Wage earners (average for year) <sup>3</sup>			
1	All industries, total.....	9,007	4,957	552,310	8,040	53,808	460,674	25,620	2,586	1,582
2 13	Abrasive wheels, stones, paper, cloth, and related products.....	18	2	2,893	43	506	2,019	234	58	33
3 17	Agricultural machinery (except tractors).....	5	4	140	5	9	122	4	—	—
4 15	Alloying; and rolling and drawing of nonferrous metals, except aluminum.....	9	1	898	16	130	681	71	—	—
5 15	Aluminum products (including rolling and drawing and extruding), not elsewhere classified.....	4	4	44	6	6	32	—	—	—
6 3	Artificial leather and oilcloth.....	10	—	913	23	150	680	53	7	—
7 13	Asbestos products (except steam packing and pipe and boiler covering).....	6	2	185	1	10	162	1	5	—
8 14	Automobile stampings.....	4	—	1,248	11	132	1,059	46	—	—
9 16	Batteries, storage and primary (dry and wet).....	5	7	97	4	9	75	9	—	—
10 3	Batting, padding, and wadding; upholstery filling.....	12	13	127	12	12	101	2	—	—
11 4	Belts (apparel), regardless of material.....	3	2	34	1	1	32	—	—	—
12 1	Biscuit, crackers, and pretzels.....	14	5	2,022	9	87	1,640	279	—	7
13 17	Blowers, exhaust and ventilating fans.....	6	1	1,396	12	81	1,034	269	—	—
14 19	Boat building and boat repairing.....	19	14	164	6	10	142	6	—	—
15 14	Bolts, nuts, washers, and rivets—made in plants not operated in connection with rolling mills.....	14	2	1,342	23	112	1,113	92	2	—
16 8	Bookbinding and related industries.....	81	56	3,817	59	349	2,781	147	—	1
17 8	Books: printing without publishing.....	52	26	1,182	63	153	862	104	—	—
18 8	Books: publishing and printing.....	11	6	1,592	13	168	1,355	65	—	—
19 8	Books: publishing without printing.....	39	12	1,013	61	631	1	330	—	—
20 12	Boot and shoe cut stock and findings.....	294	181	8,526	277	654	7,345	243	7	—
21 1	Bread and other bakery products (except biscuit, crackers, and pretzels).....	1,101	1,035	13,814	178	823	11,540	1,085	23	165
22 13	Brick and hollow structural tile.....	8	—	286	9	18	259	—	—	—
23 20	Brooms.....	7	10	74	2	2	67	3	—	—
24 20	Brushes.....	25	14	2,203	32	282	1,746	203	30	—
25 20	Buttons.....	13	8	607	8	36	547	16	—	—
26 1	Candy and other confectionery products.....	107	63	6,837	73	503	5,796	392	8	65
27 1	Canned and dried fruits and vegetables (including canned soups).....	7	1	267	2	29	209	8	16	3
28 1	Canned fish, crustacea, and mollusks.....	3	3	32	2	3	27	—	—	—
29 4	Canvas products (except bags).....	28	11	262	28	21	172	41	—	—
30 3	Carpets and rugs, wool.....	5	—	1,375	10	155	1,175	35	—	—
31 3	Carpets, rugs, and mats made from such materials as paper fiber, grass, jute, flax, sisal, cotton, cocoa fiber, and rags.....	9	7	199	4	9	179	7	—	—
32 6	Caskets, coffins, burial cases, and other morticians' goods.....	21	10	515	22	74	364	55	—	—
33 1	Cheese.....	7	3	88	3	5	42	38	—	—
34 9	Chemicals not elsewhere classified.....	12	3	843	5	63	526	15	221	13
35 4	Children's dresses—made in inside factories or by jobbers engaging contractors.....	4	4	385	1	7	375	2	—	—
36 20	Children's vehicles.....	10	—	1,429	26	117	1,218	68	—	—
37 1	Chocolate and cocoa products.....	5	1	1,035	—	128	663	91	153	—
38 2	Cigars.....	21	14	319	10	23	264	22	—	—
39 9	Cleaning and polishing preparations, blackings, and dressings.....	75	32	877	76	131	466	201	3	—
40 15	Clocks, watches, and materials and parts (except watchcases).....	8	4	3,405	20	241	2,758	309	—	77
41 4	Clothing, leather and sheep-lined.....	21	12	1,115	29	69	999	18	—	—
42 3	Cloth spangling and miscellaneous special finishing.....	8	3	161	5	19	128	9	—	—
43 7	Coated and glazed paper.....	23	2	1,486	42	224	1,107	93	15	5
44 4	Coats, suits, and skirts (except fur coats)—made in contract factories.....	49	60	942	9	20	910	3	—	—
45 4	Coats, suits, and skirts (except fur coats)—made in inside factories or by jobbers engaging contractors.....	61	54	1,201	38	68	1,047	40	—	2
46 14	Cold-rolled steel sheets and strip and cold-finished steel bars made in plants not operated in connection with hot-rolling mills.....	4	—	196	5	32	146	13	—	—
47 17	Commercial laundry, dry cleaning, and pressing machinery.....	4	—	71	7	13	47	4	—	—
48 16	Communication equipment.....	14	1	3,195	30	471	2,580	89	22	3
49 9	Compressed and liquefied gases—not made in petroleum refineries or in natural-gasoline plants.....	9	—	184	—	20	124	40	—	—
50 13	Concrete products.....	65	31	1,030	37	74	709	94	22	4
51 1	Condensed and evaporated milk.....	6	4	56	2	9	37	0	—	2
52 7	Converted paper products not elsewhere classified.....	54	13	5,094	99	500	3,568	882	27	18
53 6	Cooperage.....	16	7	543	6	32	489	15	1	—
54 3	Cordage and twine.....	16	3	1,807	23	102	1,516	110	13	43
55 4	Corsets and allied garments.....	12	3	753	16	55	622	59	—	1
56 20	Costume jewelry and costume novelties (jewelry other than fine jewelry).....	30	19	2,564	41	283	2,167	35	88	—
57 3	Cotton broad woven goods.....	56	2	28,783	63	945	27,646	71	5	53
58 3	Cotton narrow fabrics.....	34	11	2,088	43	189	2,613	118	6	19
59 3	Cotton thread.....	15	1	3,131	24	178	2,841	88	—	—
60 3	Cotton yarn.....	16	—	5,041	36	174	4,823	8	—	—
61 1	Creamery butter.....	3	—	15	—	1	13	1	—	—
62 1	Cured fish.....	15	2	1,047	14	109	872	43	8	1
63 4	Curtains, draperies, and bedspreads—contract factories.....	7	3	100	4	9	180	3	—	—
64 4	Curtains, draperies, and bedspreads—made in regular factories or by jobbers engaging contractors.....	52	27	2,318	55	143	2,005	114	1	—
65 14	Cutlery (except aluminum, silver, and plated cutlery) and edge tools.....	43	32	2,897	47	221	2,349	160	—	90
66 20	Dental equipment and supplies.....	5	2	195	5	6	171	13	—	—

See footnotes at end of table.

## STATE, BY INDUSTRIES: 1939

and gives statistics for the remaining industries both in combination ("Other industries") and by industry groups. Certain of the industries for which combined figures larger values of products than some of those shown separately]

SALARIES AND WAGES							COST OF MATERIALS, SUPPLIES, FUEL, PURCHASED ELECTRIC ENERGY, AND CONTRACT WORK					Value of products	Value added by manu- facture	
Total	Salaries of officers of corporations	Manufacturing		Distribu- tion	Con- struc- tion	Other	Total	Materials and supplies	Fuel	Pur- chased electric energy	Contract work			
Dollars	Dollars	Dollars	Dollars	Dollars	Dollars	Dollars	Dollars	Dollars	Dollars	Dollars	Dollars	Dollars	Dollars	
700,360,010	47,549,070	101,052,431	500,923,284	50,550,266	4,095,866	2,189,093	1,271,451,635	1,197,485,016	27,825,411	22,163,446	23,977,762	2,459,771,043	1,188,319,408	1
(5)	(5)	(5)	(5)	(5)	(5)	(5)	(5)	(5)	(5)	(5)	(5)	(5)	(5)	2
197,171	35,964	19,740	134,120	7,347	---	---	368,877	358,998	2,477	5,460	1,942	685,058	316,151	3
1,376,343	90,935	210,839	941,218	132,351	---	---	3,418,026	3,234,784	88,750	78,061	16,431	6,236,745	2,818,719	4
(5)	(5)	(5)	(5)	(5)	(5)	(5)	(5)	(5)	(5)	(5)	(5)	(5)	(5)	5
1,823,331	203,683	270,537	702,478	133,310	13,323	---	3,903,816	3,584,910	94,203	40,722	174,981	6,360,429	2,460,613	6
182,453	2,665	28,731	143,632	3,151	4,274	---	416,725	388,770	11,932	16,023	---	869,770	453,045	7
1,898,478	133,528	279,547	1,348,418	130,985	---	---	2,640,262	2,564,985	22,347	48,741	4,189	6,979,755	4,330,493	8
(5)	(5)	(5)	(5)	(5)	(5)	(5)	(5)	(5)	(5)	(5)	(5)	(5)	(5)	9
165,495	49,603	18,723	93,238	3,931	---	---	662,117	631,725	8,566	21,789	37	986,804	324,687	10
31,254	2,695	628	27,931	---	---	---	36,401	35,955	---	446	---	84,591	48,190	11
2,251,523	35,265	162,900	1,563,593	480,322	125	9,222	4,911,092	4,748,334	118,340	44,418	---	12,737,718	7,826,026	12
(5)	(5)	(5)	(5)	(5)	(5)	(5)	(5)	(5)	(5)	(5)	(5)	(5)	(5)	13
186,487	15,805	8,931	153,549	8,202	---	---	223,672	214,326	1,672	5,073	2,601	478,152	254,480	14
1,709,000	146,740	202,087	1,162,396	194,493	3,344	---	1,425,402	1,315,014	46,449	63,371	568	3,997,049	2,571,047	15
4,414,729	306,219	613,023	3,192,875	301,429	---	1,183	2,837,219	2,649,680	42,459	66,559	78,521	9,911,387	7,074,168	16
2,081,749	279,865	291,505	1,283,622	226,757	---	---	1,440,463	1,169,029	13,520	43,906	214,008	4,310,949	2,870,480	17
2,167,672	64,227	295,776	1,712,848	94,821	---	---	1,619,927	1,357,771	29,647	30,906	201,633	5,961,923	4,341,996	18
2,272,697	332,690	1,020,117	1,140	918,650	---	---	2,427,724	307,842	1,164	5,403	2,113,315	7,811,215	5,383,491	19
9,461,901	1,345,923	996,298	6,577,448	530,166	12,126	---	35,859,402	35,457,485	124,043	243,757	34,117	52,753,340	16,893,938	20
10,011,241	706,038	1,389,700	15,550,261	1,116,792	40,013	208,847	31,845,003	30,307,914	957,900	579,189	---	66,622,476	34,777,473	21
345,904	17,902	33,095	294,907	---	---	---	189,344	45,351	124,286	19,707	---	742,388	553,044	22
64,572	2,080	1,974	57,796	2,722	---	---	102,347	100,042	838	1,467	---	191,746	80,399	23
2,843,617	175,557	540,090	1,815,835	284,035	28,100	---	5,437,858	5,325,682	60,135	48,235	3,806	9,942,865	4,505,007	24
643,235	34,285	72,877	503,036	33,037	---	---	1,152,108	1,109,334	6,599	32,614	3,561	1,982,847	830,739	25
7,172,619	479,045	993,764	4,884,904	694,394	15,235	105,277	15,710,373	15,318,762	201,064	172,327	18,220	27,835,532	12,125,159	26
(5)	(5)	(5)	(5)	(5)	(5)	(5)	(5)	(5)	(5)	(5)	(5)	(5)	(5)	27
23,118	2,000	3,237	17,881	---	---	---	87,792	85,323	1,442	1,027	---	152,702	64,910	28
353,335	74,718	29,632	198,021	50,964	---	---	400,582	392,184	4,470	3,878	50	915,416	514,834	29
1,079,474	91,722	250,610	1,232,225	104,917	---	---	2,676,466	2,526,876	95,478	46,045	8,067	5,162,510	2,486,044	30
170,754	18,049	14,993	127,572	9,540	---	---	228,900	208,226	7,332	6,902	6,500	524,909	295,949	31
803,045	107,236	120,485	447,686	127,638	---	---	1,073,585	1,040,915	18,048	14,422	200	2,407,719	1,334,134	32
163,916	40,000	5,921	53,643	64,352	---	---	525,987	512,686	5,058	8,243	---	691,011	165,024	33
1,447,365	49,943	152,711	807,581	38,915	377,030	21,125	4,468,611	4,112,748	218,505	137,358	---	7,470,222	3,001,011	34
231,953	2,340	13,226	214,287	2,100	---	---	336,197	330,007	441	5,749	---	752,639	416,442	35
1,805,914	173,452	203,501	1,302,847	126,114	---	---	2,339,244	2,254,268	18,590	27,478	38,908	4,713,450	2,374,206	36
1,519,266	---	263,388	903,161	145,824	206,893	---	9,070,811	8,869,282	91,039	110,490	---	12,086,858	3,016,047	37
368,304	82,886	31,109	214,637	39,672	---	---	687,342	650,959	2,561	3,882	---	1,253,142	555,800	38
1,534,809	383,814	209,602	605,735	334,007	2,091	---	2,459,238	2,412,266	27,248	19,724	---	5,590,327	3,181,089	39
4,343,023	174,700	511,749	3,218,044	413,065	25,465	---	3,561,662	3,501,519	36,190	48,053	---	10,478,481	6,891,819	40
1,207,428	135,675	86,991	945,869	39,296	---	---	2,756,964	2,664,683	550	15,974	75,727	4,685,790	1,928,826	41
204,504	17,173	31,763	150,268	5,300	---	---	676,909	646,052	15,116	9,741	---	1,052,683	381,774	42
2,407,393	331,837	427,222	2,406,135	203,705	31,821	6,673	8,186,960	7,829,407	127,991	105,376	133,276	13,026,943	4,839,983	43
742,601	16,550	19,319	705,732	1,000	---	---	234,925	180,738	4,888	18,635	31,164	1,336,906	1,101,981	44
1,375,602	171,050	104,362	990,062	108,885	---	1,253	6,393,478	5,400,072	3,792	22,450	967,164	9,192,324	2,768,846	45
328,543	21,750	64,115	213,046	20,632	---	---	1,042,913	972,611	21,037	49,265	---	1,957,237	914,324	46
90,910	15,969	12,066	51,712	11,172	---	---	108,392	103,567	1,542	3,283	---	256,152	147,760	47
3,876,340	320,866	814,010	2,478,020	222,272	38,483	2,689	4,237,733	4,095,319	45,503	91,852	5,059	9,714,532	5,476,799	48
327,892	---	48,739	189,194	89,959	---	---	431,675	344,519	7,061	80,095	---	1,547,000	1,115,325	49
1,560,984	147,118	147,200	1,080,680	164,684	34,303	6,989	3,718,105	3,524,560	90,770	46,775	56,000	8,617,486	4,899,381	50
86,962	15,700	14,438	43,222	12,250	---	1,352	986,175	978,594	3,307	4,274	---	1,395,730	409,555	51
7,066,652	753,740	927,065	3,921,065	1,380,019	37,754	46,088	11,741,270	11,475,895	124,397	100,367	40,641	23,001,985	11,260,715	52
530,325	27,070	421,163	35,695	1,300	---	---	822,001	802,548	5,522	13,431	500	1,660,670	838,669	53
2,165,892	118,540	283,038	1,443,871	221,529	21,105	77,800	3,714,709	3,587,533	56,851	64,443	5,942	7,682,400	3,967,631	54
780,244	69,344	83,196	501,469	123,119	---	3,116	1,178,348	1,164,752	7,242	4,881	1,473	2,385,573	1,207,225	55
2,844,547	295,537	433,486	1,950,752	104,938	50,834	---	2,427,943	2,318,404	27,614	51,024	30,901	6,780,008	4,352,755	56
26,098,937	512,973	1,786,818	23,487,567	266,596	4,486	40,497	32,177,131	28,923,642	1,092,786	2,116,130	44,573	68,520,696	36,343,565	57
3,081,325	232,875	314,938	2,242,053	253,289	5,684	32,486	3,971,957	3,798,931	67,479	105,547	---	9,177,624	5,205,967	58
2,762,394	127,809	250,732	2,177,963	195,890	---	---	4,220,940	3,946,120	204,147	68,624	2,049	7,626,863	3,705,923	59
4,355,849	258,510	333,980	3,738,279	25,080	---	---	7,386,444	6,780,057	92,049	494,338	---	13,709,711	6,343,207	60
(5)	(5)	(5)	(5)	(5)	(5)	(5)	(5)	(5)	(5)	(5)	(5)	(5)	(5)	61
1,312,429	70,481	180,520	951,793	82,019	14,500	1,066	3,015,974	2,961,415	18,086	36,473	---	4,785,476	1,769,502	62
187,476	5,730	8,918	118,920	3,908	---	---	27,467	24,685	419	2,383	---	220,473	193,486	63
1,829,027	269,270	182,411	1,172,273	203,253	1,820	---	8,202,301	8,008,053	2,988	26,190	75,070	11,064,784	2,862,483	64
4,313,070	343,703	488,691	2,858,384	436,313	---	185,979	2,844,259	2,658,481	89,298	94,700	1,780	12,678,432	9,834,173	65
184,513	13,509	11,186	114,884	44,876	58	---	100,043	90,216	877	8,015	935	581,408	481,365	66

TABLE 8.—GENERAL STATISTICS FOR THE

Group No.	INDUSTRY	*Number of establishments	*Pro-prietors and firm members	*PERSONS EMPLOYED IN MANUFACTURING ESTABLISHMENTS <sup>1</sup>						
				Total <sup>2</sup>	Salaried officers of corporations <sup>3</sup>	Manufacturing		Distribution	Con-struction	Other
						Salaried employ-ees <sup>4</sup>	Wage earners (average for year) <sup>5</sup>			
1	7	Die-cut paper and paperboard, and converted cardboard.....	9	6	250	6	37	190	15	2
2	20	Dolls (except rubber).....	3	3	682	6	28	619	28	1
3	14	Doors, window sash, frames, molding, and trim (made of metal).....	7	3	145	9	10	100	17	—
4	9	Drugs and medicines (including drug grinding).....	39	5	1,277	50	216	744	249	9
5	3	Dyeing and finishing cotton, rayon, silk, and linen textiles.....	38	3	10,493	58	1,025	9,331	74	5
6	3	Dyeing and finishing woolen and worsted.....	13	4	773	17	66	671	19	—
7	16	Electrical appliances.....	5	—	2,839	5	412	2,321	101	—
8	16	Electrical measuring instruments.....	3	—	2,766	6	629	2,091	25	—
9	16	Electrical products not elsewhere classified.....	8	3	216	3	23	181	9	15
10	16	Electric lamps.....	5	—	1,003	4	178	766	55	—
11	15	Electroplating, plating, and polishing.....	50	47	506	21	40	518	15	2
12	8	Electrotyping and stereotyping, not done in printing establishments.....	13	2	318	19	48	209	42	—
13	17	Elevators, escalators, and conveyors.....	10	3	216	8	29	140	39	—
14	4	Embroideries, other than Schiffli-machine products—contract factories.....	11	15	136	2	5	128	1	—
15	14	Enameled-iron sanitary ware and other plumbers' supplies (not including pipe and vitreous and semivitreous china sanitary ware).....	16	2	715	22	66	602	25	—
16	15	Engraving on metal (except for printing purposes).....	17	15	127	6	16	104	1	—
17	8	Engraving (steel, copperplate, and wood); plate printing.....	23	15	302	16	34	238	14	—
18	7	Envelopes.....	15	—	2,065	25	166	1,600	214	27
19	20	Fabricated plastic products, not elsewhere classified.....	15	6	1,498	17	197	1,193	74	15
20	14	Fabricated structural steel and ornamental metalwork, made in plants not operated in connection with rolling mills.....	50	28	954	47	120	728	57	2
21	20	Feathers, plumes, and artificial flowers.....	3	5	43	—	3	36	4	—
22	3	Felt goods, wool, hair, and jute (except woven felts and hat bodies and hats).....	10	—	753	10	83	654	6	—
23	9	Fertilizers.....	10	—	232	1	29	192	6	1
24	7	Fiber cans, tubes, and similar products.....	12	2	571	16	44	499	11	3
25	3	Finishing of men's and boys' hats of fur-felt, wool-felt, and straw.....	5	3	297	3	25	264	5	1
26	14	Firearms.....	4	—	1,186	5	113	1,030	38	—
27	20	Fire extinguishers, chemical.....	3	1	26	2	2	22	—	—
28	9	Fireworks.....	3	—	175	6	27	138	2	2
29	1	Flavoring extracts and flavoring sirups, not elsewhere classified.....	24	9	304	23	31	155	89	4
30	1	Flour and other grain-mill products.....	7	5	49	1	9	35	4	—
31	1	Food preparations, not elsewhere classified.....	48	31	566	36	58	360	110	2
32	17	Food-products machinery.....	16	6	488	21	75	380	12	—
33	12	Footwear (except rubber).....	275	60	49,944	450	3,123	45,595	750	19
34	14	Forgings, iron and steel—made in plants not operated in connection with rolling mills.....	10	2	1,380	17	200	1,081	16	66
35	4	Fur coats and other fur garments, accessories, and trimmings.....	22	11	203	21	16	103	62	1
36	14	Galvanizing and other coating—carried on in plants not operated in connection with rolling mills.....	7	3	91	7	11	67	6	—
37	20	Games and toys (except dolls and children's vehicles).....	20	6	1,552	24	135	1,316	73	4
38	8	General commercial (job) printing.....	504	397	5,021	253	674	4,419	274	1
39	16	Generating, distribution, and industrial apparatus, and apparatus for incorporation in manufactured products, not elsewhere classified.....	32	6	11,965	36	3,278	8,206	138	202
40	9	Glue and gelatin.....	9	—	1,049	17	142	828	37	25
41	15	Gold and silver leaf and foil.....	5	8	11	—	1	10	—	—
42	14	Gray-iron and semisteel castings.....	62	33	2,719	59	210	2,384	27	34
43	9	Grease and tallow (except lubricating greases).....	14	4	572	9	54	461	33	8
44	8	Greeting cards (except hand-painted).....	13	9	2,337	20	437	1,766	124	19
45	20	Hand stamps, stencils, and brands.....	23	16	200	12	21	148	19	—
46	14	Hardware not elsewhere classified.....	25	10	1,331	26	123	1,082	86	14
47	3	Hat bodies and hats, fur-felt.....	4	2	349	—	19	324	1	5
48	3	Hat bodies and hats, wool-felt.....	4	—	2,275	5	149	2,076	35	10
49	14	Heating and cooking apparatus, except electric, not elsewhere classified.....	6	3	91	9	8	62	12	—
50	3	Hosiery—full-fashioned.....	8	—	2,655	8	109	2,510	28	—
51	3	Hosiery—seamless.....	5	—	670	11	45	578	36	—
52	4	House dresses, uniforms, and aprons—made in contract factories.....	10	7	441	1	13	425	1	—
53	4	House dresses, uniforms, and aprons—made in inside factories or by jobbers engaging contractors.....	34	20	3,287	27	99	3,055	95	—
54	4	House furnishings (except curtains, draperies, and bedspreads).....	34	28	640	21	38	539	42	—
55	6	Household furniture, except upholstered.....	89	34	3,864	133	207	3,299	162	2
56	1	Ice cream and ices.....	121	69	1,207	53	143	608	384	11
57	1	Ice, manufactured.....	67	16	612	37	60	336	171	1
58	12	Industrial leather belting and packing leather.....	24	14	466	19	26	384	37	7
59	17	Industrial machinery, not elsewhere classified.....	36	13	1,964	48	289	1,454	150	11
60	9	Insecticides, fungicides, and related industrial and household chemical compounds.....	40	12	277	35	33	143	66	—
61	16	Insulated wire and cable.....	8	2	959	16	163	715	62	2
62	15	Jewelers' findings and materials.....	20	11	949	21	87	813	26	2
63	20	Jewelry cases and instrument cases.....	12	5	749	9	79	605	16	40
64	15	Jewelry (precious metals).....	48	18	2,314	49	366	1,840	47	6
65	3	Knitted cloth.....	25	10	1,448	38	119	1,242	49	—
66	3	Knitted outerwear (except knit gloves)—regular factories or jobbers engaging contractors.....	29	9	1,690	41	118	1,480	51	—
67	3	Knitted underwear.....	11	—	1,602	23	85	1,311	174	5
68	6	Laboratory, hospital, and other professional furniture.....	5	—	76	3	11	58	4	—
69	20	Lamp shades.....	3	—	35	—	3	32	—	—
70	6	Lasts and related products.....	18	4	709	23	75	572	38	1

See footnotes at end of table.

## MASSACHUSETTS

427

## STATE, BY INDUSTRIES: 1939—Continued

SALARIES AND WAGES							COST OF MATERIALS, SUPPLIES, FUEL, PURCHASED ELECTRIC ENERGY, AND CONTRACT WORK					Value of products	Value added by manufacture	
Total	Salaries of officers of corporations	Manufacturing		Distribution	Construction	Other	Total	Materials and supplies	Fuel	Purchased electric energy	Contract work			
Dollars	Dollars	Salaries	Wages	Dollars	Dollars	Dollars	Dollars	Dollars	Dollars	Dollars	Dollars	Dollars	Dollars	
317,946	32,880	50,964	167,584	28,512	2,506	---	744,823	700,619	10,442	7,219	26,543	1,289,122	544,299	1
631,025	64,091	38,863	401,566	34,351	2,124	---	733,019	698,297	16,083	18,639	---	1,530,986	797,967	2
227,874	33,360	17,770	166,108	20,636	---	---	194,460	180,094	1,988	6,913	5,465	551,628	357,168	3
1,902,146	338,117	376,494	779,139	390,082	208	18,106	6,636,894	6,565,330	48,244	23,206	114	13,942,218	7,305,324	4
13,081,588	520,439	2,142,282	10,105,433	297,902	6,532	---	34,566,760	32,435,783	1,781,609	274,591	14,777	53,565,356	19,058,596	5
892,460	123,750	105,566	620,854	42,290	---	---	962,067	818,852	103,333	39,882	---	2,590,716	1,628,649	6
(9)	(9)	(9)	(9)	(9)	(9)	(9)	(9)	(9)	(9)	(9)	(9)	(9)	(9)	7
317,111	15,342	31,515	249,390	20,864	---	(9)	264,239	243,471	7,173	12,345	1,250	734,538	470,299	8
1,294,524	39,519	363,035	768,335	123,035	---	---	2,824,271	2,710,492	42,329	69,627	1,823	6,793,607	3,969,396	9
675,112	50,784	57,148	549,574	15,454	2,152	---	366,636	299,960	18,685	43,336	4,655	1,502,348	1,135,712	10
697,162	136,222	83,576	395,852	81,512	---	---	165,955	114,645	6,446	24,717	20,147	1,144,461	978,500	11
344,707	26,385	45,609	217,415	55,298	---	---	303,493	291,466	2,674	4,777	4,576	763,690	460,197	12
104,466	2,447	6,480	96,281	308	---	---	43,960	48,034	228	3,262	3,436	247,351	192,391	13
1,076,388	79,877	95,574	834,711	66,226	---	---	1,693,674	1,604,709	32,578	40,169	16,218	3,976,459	2,282,785	14
198,950	18,800	23,107	156,313	730	---	---	56,159	51,521	240	1,402	2,996	373,709	317,550	15
411,680	49,692	42,573	287,506	32,009	---	---	222,442	204,229	5,097	6,647	6,460	883,173	600,731	16
2,737,652	95,643	408,793	1,788,434	369,580	47,505	27,697	4,754,112	4,667,946	45,372	31,864	8,630	9,479,111	4,724,909	17
2,555,841	76,783	402,110	1,834,725	213,799	24,928	3,496	2,833,247	2,736,351	61,121	85,032	743	6,562,704	3,679,457	18
1,374,479	209,830	219,220	825,986	116,677	---	2,766	2,395,201	2,275,265	12,654	41,514	65,768	4,640,161	2,244,950	19
(9)	(9)	(9)	(9)	(9)	(9)	(9)	(9)	(9)	(9)	(9)	(9)	(9)	(9)	20
978,200	48,513	176,433	738,175	15,139	---	---	2,403,928	2,364,645	81,010	48,273	---	4,295,639	1,801,711	21
307,338	1,660	71,341	214,034	15,127	2,222	3,054	1,987,253	1,951,287	21,864	14,102	---	2,566,222	578,960	22
594,957	50,306	66,782	445,363	22,362	---	1,144	766,907	703,556	46,734	14,740	1,877	1,742,860	975,953	23
291,514	12,230	36,323	229,601	14,360	---	---	722,549	711,838	4,391	6,320	---	1,232,558	510,009	24
1,457,926	32,480	185,982	1,185,618	53,846	---	---	768,762	681,176	43,072	40,384	4,130	3,179,970	2,411,208	25
(9)	(9)	(9)	(9)	(9)	(9)	(9)	(9)	(9)	(9)	(9)	(9)	(9)	(9)	26
469,215	102,650	51,592	147,553	161,568	4,232	1,620	1,161,339	1,140,197	6,380	4,762	---	2,298,525	1,147,186	27
49,414	1,000	10,647	32,656	5,111	---	---	710,543	666,051	225	14,267	---	796,624	86,081	28
717,754	143,016	104,347	355,203	113,809	---	1,379	2,314,950	2,242,200	48,441	24,309	---	4,578,078	2,263,128	29
766,188	130,732	131,483	733,727	30,246	---	---	866,444	820,060	13,921	19,323	13,140	2,079,430	1,212,986	30
47,785,667	2,824,992	5,007,063	38,065,411	1,856,593	16,309	15,209	76,176,445	74,875,617	305,858	601,800	393,170	142,110,567	65,934,122	31
2,305,008	197,855	386,203	1,590,814	55,693	74,443	---	2,062,942	2,583,357	230,607	116,598	32,380	6,663,444	3,700,522	32
352,153	87,294	33,146	145,121	85,692	1,000	---	389,040	366,560	2,640	8,662	12,078	749,494	359,504	33
145,953	30,805	21,015	84,442	9,691	---	---	126,106	106,404	9,375	8,524	1,803	330,659	204,553	34
1,628,588	151,190	220,987	1,095,774	153,223	7,414	---	1,634,067	1,571,899	18,710	34,678	8,780	4,651,290	2,417,223	35
8,422,605	1,002,842	1,109,579	5,743,518	561,466	5,200	---	7,226,089	6,326,301	101,490	206,296	592,002	20,878,188	13,652,099	36
(9)	(9)	(9)	(9)	(9)	(9)	(9)	(9)	(9)	(9)	(9)	(9)	(9)	(9)	37
2,049,120	264,954	391,003	1,181,797	169,531	41,835	---	4,763,852	4,232,096	475,204	56,552	---	8,514,433	3,750,581	38
6,220	225	5,995	---	---	---	---	23,511	22,080	210	151	1,070	41,294	17,783	39
3,997,607	394,814	397,647	3,089,841	60,914	41,555	3,836	2,395,168	1,975,150	282,859	113,731	28,928	7,720,325	5,325,157	40
852,028	35,247	111,074	615,997	71,858	12,516	5,336	3,062,092	2,870,688	99,981	91,422	---	4,645,195	1,583,103	41
2,771,494	205,447	728,018	1,626,587	211,442	---	---	3,598,096	2,217,217	18,609	31,655	1,350,675	8,079,679	4,481,583	42
268,438	49,608	30,832	163,141	24,479	478	---	139,783	123,462	3,434	4,895	7,902	622,308	452,525	43
1,653,040	100,519	204,973	1,179,870	139,840	27,838	---	2,006,789	1,876,078	36,213	45,278	49,220	4,682,770	2,675,981	44
(9)	(9)	(9)	(9)	(9)	(9)	(9)	(9)	(9)	(9)	(9)	(9)	(9)	(9)	45
85,864	18,415	8,489	53,711	5,249	---	---	161,444	165,167	942	2,335	13,000	351,046	169,602	46
(9)	(9)	(9)	(9)	(9)	(9)	(9)	(9)	(9)	(9)	(9)	(9)	(9)	(9)	47
597,495	93,034	72,910	398,309	33,242	---	---	572,793	544,160	9,167	7,479	11,987	1,442,988	870,195	48
310,775	2,080	25,261	280,479	1,135	1,820	---	40,473	28,160	710	5,403	6,200	473,069	432,596	49
2,573,946	299,635	185,749	1,920,752	159,330	---	8,480	5,212,823	5,044,505	1,170	32,609	134,539	8,673,672	3,460,849	50
591,816	118,045	39,969	385,332	48,470	---	---	1,613,154	1,569,029	11,704	19,534	12,887	2,632,462	1,019,308	51
4,561,411	578,725	431,782	3,267,694	275,433	5,177	2,600	5,490,400	5,240,120	103,243	112,216	34,821	12,360,615	6,870,115	52
1,793,400	271,748	202,933	692,705	596,161	15,814	14,039	6,475,047	6,198,315	50,156	226,576	---	12,291,063	5,816,016	53
886,695	113,728	97,600	458,315	207,707	369	8,976	773,828	139,235	77,597	556,996	---	3,863,639	3,089,811	54
671,245	85,857	45,390	470,873	69,125	---	---	2,222,631	2,167,744	37,569	16,343	955	4,241,956	2,019,325	55
3,476,021	373,658	615,660	2,025,210	424,173	24,524	12,796	2,243,293	2,105,466	49,879	76,418	11,530	8,036,482	5,793,189	56
377,299	106,215	51,851	121,334	97,809	---	---	754,527	737,587	8,040	8,900	---	1,517,257	762,730	57
(9)	(9)	(9)	(9)	(9)	(9)	(9)	(9)	(9)	(9)	(9)	(9)	(9)	(9)	58
1,596,748	218,176	255,402	1,034,057	83,558	5,555	---	7,183,707	7,040,844	24,081	51,605	67,177	9,903,104	2,719,397	59
801,724	69,536	167,300	492,799	25,725	46,364	---	667,379	644,700	4,928	10,907	6,844	1,648,602	981,223	60
3,159,250	283,346	2,212,140	149,962	13,060	8,659	---	3,418,691	3,262,449	30,311	25,106	100,825	8,092,525	4,073,834	61
1,815,342	264,439	257,777	1,219,672	78,454	---	---	6,345,547	5,746,241	77,444	50,328	471,534	9,363,914	3,018,367	62
1,690,820	263,042	177,704	1,172,589	77,485	---	---	4,088,550	3,913,978	11,140	31,640	131,792	6,349,441	2,260,891	63
1,792,589	205,085	160,680	1,084,890	323,371	9,392	9,371	1,076,893	1,602,390	43,394	18,247	14,862	4,586,333	2,909,440	64
31,356	7,919	15,609	42,220	5,638	---	---	107,914	104,931	477	1,519	987	227,844	119,030	65
31,235	---	3,305	27,929	---	---	---	28,458	27,938	146	374	---	75,619	47,161	66
1,154,411	86,057	143,566	809,005	113,771	2,012	---	698,404	660,543	12,841	28,893	6,127	2,351,540	1,653,136	67



TABLE 8.—GENERAL STATISTICS FOR THE

Group No.	INDUSTRY	*Number of establishments	*Pro- pri- etors and firm mem- bers	*PERSONS EMPLOYED IN MANUFACTURING ESTABLISHMENTS <sup>1</sup>						
				Total <sup>2</sup>	Salaried officers of corporations <sup>2</sup>	Manufacturing		Distri- bution	Con- struc- tion	Other
						Salaried employ- ees <sup>2</sup>	Wage earners (average for year) <sup>2</sup>			
1	12	Leather goods not elsewhere classified	19	13	407	14	18	328	47	
2	12	Leather: tanned, curried, and finished—contract factories	44	29	2,099	47	122	1,920	10	
3	12	Leather: tanned, curried, and finished—regular factories or jobbers engag- ing contractors	77	21	8,180	77	575	7,432	76	20
4	15	Lighting fixtures	18	13	766	14	104	589	10	49
5	13	Lime	5	1	250	2	27	218	3	
6	3	Linen goods	3		1,071	5	24	1,039	1	2
7	1	Liquors, distilled	4		85	8	10	54	3	
8	1	Liquors, rectified or blended	10		243	9	20	160	54	1
9	8	Lithographing and photo-lithographing (including preparation of stones or plates and dry transfers)	29	11	1,432	40	183	1,099	104	6
10	9	Lubricating oils and greases—not made in petroleum refineries	4	1	62	3	16	22	21	
11	1	Macaroni, spaghetti, vermicelli, and noodles	13	15	229	7	5	96	27	94
12	8	Machine and hand typesetting (including advertisement typesetting)	25	17	580	27	65	460	28	
13	17	Machine-shop products, not elsewhere classified	111	67	3,784	110	483	2,901	210	50
14	17	Machine-shop repairs	49	43	229	20	28	180	1	30
15	17	Machine-tool and other metalworking-machinery accessories, metal- cutting and shaping tools, and machinists' precision tools	48	25	4,246	62	533	3,237	379	19
16	17	Machine tools	23	2	4,842	56	950	3,569	195	7
17	1	Malt liquors	15		1,515	35	156	754	547	65
18	0	Mattresses and bedsprings	68	51	1,083	58	98	845	82	3
19	17	Measuring instruments, mechanical (except electrical measuring instru- ments, watches, and clocks)	4		1,040	9	208	706	117	
20	1	Meat packing, wholesale	28	18	2,948	21	334	2,082	501	1
21	17	Mechanical power-transmission equipment	13	1	1,510	29	248	1,153	70	3
22	4	Men's and boys' hats and caps (except felt and straw)	19	23	116	11	11	85	9	
23	4	Men's and boys' shirts (except work shirts), collars, and nightwear—made in inside factories or by jobbers engaging contractors	12	1	3,418	16	111	3,203	88	
24	4	Men's and boys' suits, coats, and overcoats (except work clothing)—made in contract factories	32	30	662	21	18	615	5	2
25	4	Men's and boys' suits, coats, and overcoats (except work clothing)—made in inside factories or by jobbers engaging contractors	95	38	5,939	93	252	5,370	181	38
26	4	Men's neckwear—made in inside factories or by jobbers engaging con- tractors	22	15	709	18	36	580	75	
27	17	Metalworking machinery and equipment, not elsewhere classified	8		516	16	138	354	8	
28	4	Millinery	33	11	1,667	38	104	1,448	77	
29	6	Mirror frames and picture frames	14	13	118	9	11	88	9	1
30	13	Mirrors and other glass products made of purchased glass	18	11	264	11	19	216	18	
31	20	Miscellaneous fabricated products not elsewhere classified	38	23	1,434	33	115	1,229	56	1
32	4	Miscellaneous fabricated textile products not elsewhere classified	22	16	1,065	15	66	886	98	
33	20	Models and patterns (except paper patterns)	51	46	538	30	38	436	34	
34	13	Monuments, tombstones, cut-stone, and stone products not elsewhere classified	98	60	1,083	72	114	846	47	1
35	19	Motorcycles, bicycles, and parts	4		1,293	7	125	1,072	89	
36	18	Motor vehicles, motor-vehicle bodies, parts and accessories	21	6	1,541	23	74	1,249	195	
37	9	Mucilage, paste, and other adhesives, except glue and rubber cement	5	3	59	5	12	32	10	
38	20	Musical instruments, parts, and materials not elsewhere classified	8	2	324	12	49	258	6	
39	14	Nails, spikes, etc., not made in wire mills or in plants operated in connec- tion with rolling mills	15	4	1,288	30	125	1,067	41	25
40	20	Needles, pins, hooks and eyes, and slide and snap fasteners	3	3	99		5	93	1	
41	8	Newspapers: publishing and printing	144	62	9,503	162	3,073	5,045	1,214	1
42	8	Newspapers: publishing without printing	37	18	147	18	60	5	25	8
43	1	Nonalcoholic beverages	102	114	1,963	89	227	885	747	2
44	15	Nonferrous-metal foundries (except aluminum)	41	37	423	25	27	363	5	13
45	15	Nonferrous-metal products not elsewhere classified	25	14	618	27	49	494	45	3
46	17	Office and store machines not elsewhere classified	5	3	455	10	30	338	77	
47	6	Office furniture	5	1	208	7	19	167	15	
48	14	Oil burners, domestic and industrial	14	2	182	17	20	102	43	
49	20	Ophthalmic goods: lenses and fittings	14	2	4,445	30	756	3,319	296	44
50	20	Organs	3	2	102	3	10	79	10	
51	9	Paints, varnishes, and lacquers	47	7	1,241	67	144	666	349	5
52	7	Paper and paperboard mills	71	1	11,548	133	959	9,904	295	10
53	7	Paper bags, except those made in paper mills	6	3	520	5	47	455	13	8
54	17	Paperboard containers and boxes not elsewhere classified	117	51	6,306	125	582	5,125	435	31
55	17	Paper-mill, pulp-mill, and paper-products machinery	20	4	1,438	49	198	1,102	83	6
56	6	Partitions, shelving, cabinet work, and office and store fixtures	33	30	490	17	35	308	37	3
57	10	Paving blocks and paving mixtures: asphalt creosoted wood, and compo- sition	19	3	198	3	24	164	1	6
58	20	Pencils (except mechanical) and crayons	4	3	47	3	5	39		
59	20	Pens, mechanical pencils, and pen points	4	2	78	2	9	57	10	
60	9	Perfumes, cosmetics, and other toilet preparations	16	5	103	16	15	56	16	
61	8	Periodicals: publishing and printing	15	6	425	17	116	249	42	1
62	8	Periodicals: publishing without printing	74	12	951	93	484	7	367	
63	10	Petroleum refining	3		813		180	594	27	12
64	8	Photoengraving, not done in printing establishments (including prepara- tion of plates)	41	24	612	54	77	418	63	
65	20	Photographic apparatus and materials and projection equipment (except lenses)	3		478	6	51	414	7	

See footnotes at end of table.

## 429

SALARIES AND WAGES							COST OF MATERIALS, SUPPLIES, FUEL, PURCHASED ELECTRIC ENERGY, AND CONTRACT WORK								
Total <sup>1</sup>	Salaries of officers of corporations <sup>2</sup>	Manufacturing		Distribution	Construction	Other	Total	Materials and supplies	Fuel	Purchased electric energy	Contract work	Value of products	Value added by manufacture <sup>4</sup>		
		Salaries <sup>2</sup>	Wages												
<i>Dollars</i> 404, 418 2, 553, 491	<i>Dollars</i> 57, 982 215, 579	<i>Dollars</i> 20, 629 189, 325	<i>Dollars</i> 271, 148 2, 127, 423	<i>Dollars</i> 54, 559 21, 164			<i>Dollars</i> 414, 046 1, 886, 327	<i>Dollars</i> 399, 903 1, 551, 116	<i>Dollars</i> 4, 326 133, 358	<i>Dollars</i> 8, 946 84, 779	<i>Dollars</i> 871 87, 074	<i>Dollars</i> 1, 039, 195 3, 235, 163	<i>Dollars</i> 625, 149 3, 238, 536	1	
11, 916, 690 953, 228 300, 754	747, 038 66, 906 7, 350	1, 205, 045 154, 276 44, 072	9, 742, 835 618, 005 237, 118	197, 105 53, 575 4, 320	24, 667 7, 894	90, 466	43, 049, 059 1, 315, 851 378, 572	37, 991, 350 1, 256, 276 188, 626	540, 092 12, 805 142, 251	210, 425 33, 728 47, 695	4, 307, 282 13, 042	63, 669, 127 2, 989, 154 961, 418	20, 619, 168 1, 673, 903 582, 846	3 4 5	
656, 228 204, 208 656, 684	41, 200 67, 150 116, 896	61, 137 49, 264 41, 638	845, 907 80, 130 190, 043	6, 500 5, 560 302, 107	1, 484 2, 104		1, 486, 292 366, 192 565, 434	1, 415, 697 366, 729 536, 070	33, 051 21, 316 12, 793	32, 119 8, 147 16, 555	5, 425	2, 802, 135 798, 505 1, 479, 944	1, 315, 843 402, 313 914, 510	6 7 8	
2, 516, 297 ( <sup>3</sup> )	250, 132 ( <sup>3</sup> )	400, 723 ( <sup>3</sup> )	1, 544, 867 ( <sup>3</sup> )	301, 790 ( <sup>3</sup> )	12, 785		2, 328, 561 ( <sup>3</sup> )	2, 048, 191 ( <sup>3</sup> )	16, 765 ( <sup>3</sup> )	43, 661 ( <sup>3</sup> )	220, 244	6, 072, 802 ( <sup>3</sup> )	3, 743, 041 ( <sup>3</sup> )	9 10	
219, 517 927, 937 5, 652, 507 312, 747	29, 800 129, 462 612, 372 38, 182	7, 507 136, 011 770, 908 30, 000	75, 154 607, 204 3, 661, 897 243, 255	39, 851 55, 260 1, 066, 928 1, 300	67, 205 41, 412		622, 578 170, 803 5, 200, 310 236, 294	591, 153 107, 651 4, 725, 746 216, 535	4, 496 4, 296 165, 718 6, 358	27, 229 20, 747 239, 531 12, 644	38, 109 69, 315 757	1, 101, 650 1, 339, 763 14, 009, 251 842, 700	478, 772 1, 168, 960 8, 808, 941 606, 406	11 12 13 14	
6, 268, 221	487, 481	909, 590	4, 038, 818	774, 821	31, 376	26, 135	2, 865, 139	2, 549, 628	118, 152	178, 505	18, 854	13, 208, 415	10, 343, 270	15	
9, 042, 290 3, 123, 757 1, 363, 955	590, 402 350, 221 228, 388	1, 787, 638 370, 876 144, 491	6, 013, 687 1, 271, 351 833, 452	548, 298 1, 066, 928 156, 602	12, 559 60, 781 1, 022	89, 706 3, 600	6, 914, 587 3, 874, 697 3, 139, 104	6, 533, 058 89, 297 3, 078, 750	183, 677 100, 628 15, 068	117, 555	24, 590, 740 11, 838, 692 6, 535	17, 076, 153 7, 963, 995 2, 527, 424	16 17 18		
1, 682, 342 4, 996, 336	129, 120 140, 120	419, 801 614, 944	804, 822 3, 211, 983	238, 569 1, 015, 925	1, 612	11, 752	1, 469, 557 37, 052, 250	1, 421, 549 36, 638, 563	25, 496 263, 052	20, 612 150, 344	2, 200	5, 052, 763 43, 569, 671	3, 582, 906 6, 517, 412	19 20	
2, 699, 392 121, 766	272, 169 27, 057	497, 650 9, 581	1, 721, 556 74, 408	190, 179 10, 720	14, 040	3, 808	1, 793, 361 192, 243	1, 047, 470 188, 223	28, 347 419	80, 850 2, 995	36, 694 606	6, 249, 733 405, 127	4, 456, 372 212, 884	21 22	
2, 679, 413	103, 412	165, 574	2, 263, 441	110, 986			5, 649, 666	5, 543, 940	18, 535	27, 662	59, 529	10, 085, 856			

TABLE 8.—GENERAL STATISTICS FOR THE

Group No.	INDUSTRY	*Number of establishments	*Pro- pri- ators and firm mem- bers	*PERSONS EMPLOYED IN MANUFACTURING ESTABLISHMENTS <sup>1</sup>						
				Total <sup>2</sup>	Salaried officers of corporations <sup>3</sup>	Manufacturing		Distri- bution	Con- struc- tion	Other
						Salaried employ- ees <sup>4</sup>	Wage earners (average for year) <sup>5</sup>			
1	1	11	7	214	9	22	144	38	1	
2	5	93	60	1,367	81	116	1,016	138	5	11
3	9	4		1,332	4	242	882	62	142	
4	13	3	1	82	1	2	68	11		
5	1	10	11	223	12	13	189	8	1	
6	14	18	3	481	33	60	369	18		1
7	1	24	10	512	19	42	318	87	10	36
8	1	18	3	397	15	41	282	51		8
9	9	8	2	155	5	33	86	31		
10	17	3		199	8	18	148	19	3	3
11	3	10	3	400	14	27	358	1		
12	3	32	11	945	45	79	800	21		
13	20	14	2	318	19	41	241	17		
14	6	12	6	1,761	10	107	1,538	4	2	
15	17	15	7	831	20	194	568	46		3
16	18	9		3,286	16	310	2,824	68	64	4
17	4	19	7	958	20	41	824	73		
18	6	3	1	70	4	7	54	4		1
19	3	6	5	310	3	15	292			
20	3	16	2	8,633	16	327	8,270	20		
21	3	7	4	375	7	16	334	18		
22	17	9	5	69	2	12	42	12		1
23	4	7	7	567	6	26	511	24		
24	11	4		6,507	12	921	5,271	300	2	1
25	11	63	13	8,997	92	863	7,343	566	128	5
26	1	4	1	152	6	15	79	49		3
27	1	85	67	1,328	47	92	928	257	2	2
28	5	58	62	749	12	35	687	11		4
29	14	11	6	894	6	129	749	10		
30	14	26	15	1,643	47	210	1,342	44		
31	15	8	1	95	11	13	57	14		
32	17	3	1	203	3	46	123	31		
33	15	76	42	915	68	72	709	64		2
34	20	60	48	835	29	123	613	70		
35	3	6		1,209	7	68	1,056	78		
36	15	28	8	1,916	39	267	1,416	154		40
37	12	9	4	738	10	31	605	92		
38	9	24	6	2,097	23	507	1,471	95	1	
39	17	20	9	3,315	30	670	2,448	67		
40	20	19	8	1,928	21	253	1,533	119	2	
41	14	34	9	1,697	48	185	1,397	63	4	
42	13	8	4	90	12	5	70	3		
43	13	9	3	204	8	43	141	11		1
44	14	26	1	2,432	48	437	1,899	119	19	
45	14	3		336	4	57	266	8	1	
46	14	4		2,418	2	438	1,950		28	
47	14	15	2	2,320	27	174	1,990	128	1	
48	12	18	10	669	22	33	584	30		
49	20	8	2	280	23	60	173	24		
50	20	28	12	1,174	16	140	803	210		
51	4	5	4	246	4	13	176	53		
52	9	26	8	356	21	72	200	60	2	1
53	4	6	7	119	3	9	102	5		
54	17	81	37	10,595	105	913	8,269	911	277	120
55	14	8	1	559	9	99	413	36	2	
56	14	40	20	1,747	48	172	1,459	68		
57	4	10	12	207	3	7	191	4		2
58	4	18	11	469	15	32	380	38		4
59	4	25	24	1,521	15	42	1,442	22		
60	20	4	3	136	3	7	117	9		
61	6	68	39	1,708	87	119	1,426	67	1	8
62	9	3		57	5	8	10	34		
63	6	5		44	3	6	34	1		
64	1	9	4	96	8	14	72	2		
65	6	12	10	79	4	4	63	2		

See footnotes at end of table.

## MASSACHUSETTS

431

## STATE, BY INDUSTRIES: 1939—Continued

SALARIES AND WAGES							COST OF MATERIALS, SUPPLIES, FUEL, PURCHASED ELECTRIC ENERGY, AND CONTRACT WORK					Value of products	Value added by manu- facture	
Total 1	Salaries of officers of corporations 2	Manufacturing		Distri- bution	Con- struc- tion	Other	Total	Materials and supplies	Fuel	Pur- chased electric energy	Contract work			
		Salaries 3	Wages											
Dollars	Dollars	Dollars	Dollars	Dollars	Dollars	Dollars	Dollars	Dollars	Dollars	Dollars	Dollars	Dollars	Dollars	
274,251	60,433	28,062	123,811	58,745	2,600		583,859	569,293	7,342	7,224		1,080,556	490,697	1
1,889,148	302,046	189,081	1,173,314	206,702	8,033	10,022	2,578,336	2,378,795	29,313	97,720	72,508	5,555,618	2,977,282	2
(1)	(1)	(1)	(1)	(1)	(1)	(1)	(1)	(1)	(1)	(1)	(1)	(1)	(1)	3
(1)	(1)	(1)	(1)	(1)	(1)	(1)	(1)	(1)	(1)	(1)	(1)	(1)	(1)	4
201,762	28,930	15,068	139,706	17,658	400		1,982,066	1,961,465	12,066	8,535		2,331,612	349,546	5
824,008	164,142	111,116	494,677	53,151		1,522	1,354,417	1,266,215	20,648	27,574	39,980	2,548,090	1,163,673	6
763,286	119,621	71,312	359,436	162,852	10,274	39,791	7,330,717	7,219,847	39,885	70,985		9,383,769	2,053,062	7
522,674	63,985	67,398	259,478	116,183	1,392	14,238	3,176,907	3,142,054	25,030	9,823		4,560,384	1,383,477	8
255,589	14,315	68,010	108,549	64,115			840,988	840,988	12,727	14,752		1,994,987	1,126,520	9
378,075	71,950	36,900	192,318	67,506	4,465	4,936	359,996	339,831	5,579	14,586		1,023,187	663,191	10
428,637	47,839	43,215	336,883	700			148,214	69,569	29,315	40,821	8,509	845,354	697,140	11
1,103,094	268,029	132,321	708,070	54,674			6,199,038	6,021,256	60,778	68,745	48,259	8,124,504	1,925,556	12
474,614	90,376	75,690	280,268	28,280			350,805	337,710	2,900	7,753	2,442	1,074,956	724,151	13
(1)	(1)	(1)	(1)	(1)	(1)	(1)	(1)	(1)	(1)	(1)	(1)	(1)	(1)	14
1,360,651	77,004	323,318	862,915	93,183		4,231	2,140,105	1,935,112	26,271	32,392	146,330	4,412,511	2,272,406	15
3,418,897	132,403	576,748	2,418,368	160,962	126,100	4,316	3,793,014	3,647,067	43,982	93,106	8,859	9,209,244	5,416,230	16
901,289	98,381	72,646	643,368	86,894			2,033,080	1,666,275	3,262	11,605	351,938	3,340,516	1,307,436	17
60,456	11,110	8,922	40,290	4,427		1,707	81,232	76,388	2,680	2,064	100	200,867	119,635	18
243,231	8,034	14,106	221,001				50,724	26,118		22,889	1,717	375,066	324,372	19
8,182,544	136,769	623,891	7,300,099	121,785			21,757,244	21,111,357	125,166	517,706	3,015	33,400,499	11,643,255	20
384,605	42,208	36,840	250,289	55,268			435,781	419,590	8,620	7,571		1,038,922	603,141	21
82,614	9,640	15,702	46,455	10,037		780	109,641	104,864	2,225	2,049	503	232,425	122,784	22
409,222	20,338	47,019	311,171	30,694			1,140,917	1,085,941	3,041	7,455	44,480	1,818,975	678,058	23
8,538,239	102,293	1,460,015	6,301,234	668,187	3,270	3,240	6,733,732	6,271,060	168,347	286,206	8,119	19,304,073	12,570,341	24
10,988,281	795,088	1,529,089	7,196,890	1,303,621	155,522	8,071	22,741,162	21,303,760	681,319	620,557	135,526	41,438,805	18,697,643	25
(1)	(1)	(1)	(1)	(1)	(1)	(1)	(1)	(1)	(1)	(1)	(1)	(1)	(1)	26
1,760,946	210,256	151,102	1,006,963	376,306	4,262	3,027	12,235,747	12,082,196	69,976	83,575		15,829,085	3,593,338	27
766,765	54,840	47,817	645,743	13,525		4,840	1,183,837	1,065,517	21,634	33,074	63,612	2,588,939	1,405,102	28
(1)	(1)	(1)	(1)	(1)	(1)	(1)	(1)	(1)	(1)	(1)	(1)	(1)	(1)	29
2,457,383	218,470	351,292	1,783,694	133,927			1,986,113	1,768,818	31,115	118,044	68,136	6,192,932	4,206,819	30
188,940	67,030	19,941	69,022	32,047			1,290,885	1,270,041	18,178	2,666		1,642,638	351,753	31
(1)	(1)	(1)	(1)	(1)	(1)	(1)	(1)	(1)	(1)	(1)	(1)	(1)	(1)	32
1,382,041	263,129	118,179	884,782	114,218		1,733	1,830,063	1,758,358	21,241	32,158	18,306	4,023,840	2,193,777	33
1,072,424	101,058	168,332	670,135	132,899			1,112,913	1,059,761	7,842	19,818	25,492	2,866,226	1,753,313	34
1,053,891	61,134	116,434	764,379	111,944			2,850,213	2,748,324	17,401	81,354	3,134	4,354,931	1,504,718	35
2,933,278	315,048	466,691	1,647,445	453,291		50,893	2,774,844	2,656,662	47,804	51,942	18,436	7,646,613	4,871,769	36
858,106	103,829	50,901	452,604	250,772			1,007,874	992,269	1,503	7,814	6,288	2,505,005	1,497,131	37
(1)	(1)	(1)	(1)	(1)	(1)	(1)	(1)	(1)	(1)	(1)	(1)	(1)	(1)	38
(1)	(1)	(1)	(1)	(1)	(1)	(1)	(1)	(1)	(1)	(1)	(1)	(1)	(1)	39
(1)	(1)	(1)	(1)	(1)	(1)	(1)	(1)	(1)	(1)	(1)	(1)	(1)	(1)	40
2,364,754	258,989	361,522	1,608,267	132,246	3,730		2,228,614	2,057,722	52,718	62,018	56,156	5,644,939	3,416,325	41
104,095	20,242	5,427	75,686	2,740			122,869	119,223	1,598	2,048		337,584	214,715	42
373,329	37,840	111,110	155,740	68,195		444	713,008	686,965	12,212	8,264	5,567	1,178,938	465,930	43
3,685,325	418,334	756,935	2,233,221	247,008	29,827		3,189,710	3,009,070	75,638	92,182	12,820	9,419,141	6,229,431	44
(1)	(1)	(1)	(1)	(1)	(1)	(1)	(1)	(1)	(1)	(1)	(1)	(1)	(1)	45
(1)	(1)	(1)	(1)	(1)	(1)	(1)	(1)	(1)	(1)	(1)	(1)	(1)	(1)	46
3,629,949	238,016	321,966	2,782,615	286,018	1,334		4,717,101	4,380,253	164,990	104,131	67,727	11,829,114	7,112,013	47
622,358	89,718	41,947	437,729	52,964			1,125,718	1,113,611	2,814	8,148	1,145	2,091,782	966,064	48
384,334	107,508	86,381	164,651	25,794			411,721	404,677	1,903	4,763	378	1,022,807	611,086	49
(1)	(1)	(1)	(1)	(1)	(1)	(1)	(1)	(1)	(1)	(1)	(1)	(1)	(1)	50
227,028	15,453	21,227	118,349	71,999			633,072	631,189	173	1,710		926,920	293,848	51
740,070	128,280	123,990	293,568	187,448	3,744	3,640	2,764,557	2,707,377	46,269	10,911		3,960,222	1,195,065	52
102,132	3,093	10,534	70,845	11,060			895,824	891,035	1,356	3,299	134	1,248,022	352,198	53
16,028,216	1,024,550	1,718,223	10,780,303	1,924,343	390,773	190,024	13,334,893	12,654,036	395,434	268,389	17,034	35,773,630	22,438,737	54
740,596	69,920	163,898	436,284	62,046	8,448		2,439,422	2,383,702	19,044	24,662	12,114	3,895,951	1,456,529	55
2,497,169	233,949	277,124	1,710,469	269,627			2,236,728	2,053,465	74,362	96,393	12,508	6,797,208	4,560,480	56
168,797	18,600	8,238	136,614	2,378		2,967	40,544	34,943	693	4,908		322,903	282,359	57
423,252	34,756	53,775	285,304	44,027		5,300	1,280,818	1,260,864	7,855	12,099		2,194,852	914,034	58
1,268,361	77,071	64,587	1,088,291	38,402			2,528,173	2,348,162	5,298	14,384	160,329	4,243,142	1,714,969	59
104,520	3,700	14,008	70,712	16,100			237,677	232,556	1,237	3,180	704	377,309	139,632	60
2,070,309	337,843	142,704	1,443,998	136,322	1,429	8,013	3,245,858	3,206,796	6,695	31,117	1,250	6,060,650	2,814,792	61
(1)	(1)	(1)	(1)	(1)	(1)	(1)	(1)	(1)	(1)	(1)	(1)	(1)	(1)	62
42,119	8,260	7,449	25,566	844			94,255	92,621	216	1,419		185,491	91,236	63
93,739	16,260	14,519	58,888	4,072			261,074	250,975	3,717	6,382		437,969	176,895	64
88,000	7,387	4,815	67,751	8,047			183,126	179,228	756	3,092	50	341,872	158,746	65

TABLE 8.—GENERAL STATISTICS FOR THE

Group No.	INDUSTRY	*Number of establishments	*Proprietors and firm members	*PERSONS EMPLOYED IN MANUFACTURING ESTABLISHMENTS <sup>1</sup>						
				Total <sup>2</sup>	Salaried officers of corporations <sup>2</sup>	Manufacturing		Distribution	Construction	Other
						Salaried employees <sup>2</sup>	Wage earners (average for year) <sup>3</sup>			
1	6 Window shades	24	25	178	7	15	97	59		
2	14 Wire drawn from purchased rods	14	6	4,207	13	560	3,555	46	33	
3	14 Wire-work not elsewhere classified	37	12	1,699	52	174	1,413	60		
4	16 Wiring devices and supplies	8	1	875	14	74	704	23		
5	4 Women's and misses' blouses and waists—made in contract factories	3	3	67		1	66			
6	4 Women's and misses' blouses and waists—made in inside factories or by jobbers engaging contractors	11	6	340	10	17	300	13		
7	4 Women's and misses' clothing, not elsewhere classified—made in contract factories	6	6	244		4	240			
8	4 Women's and misses' clothing, not elsewhere classified—made in inside factories or by jobbers engaging contractors	3	1	108	3	3	98	4		
9	4 Women's and misses' dresses (except house dresses)—made in contract factories	44	51	1,737	12	33	1,601			1
10	4 Women's and misses' dresses (except house dresses)—made in inside factories or by jobbers engaging contractors	52	17	2,714	72	130	2,384	127		1
11	4 Women's, children's, and infants' underwear and nightwear of cotton and flannelette woven fabrics	12	17	2,360	5	147	2,202	6		
12	4 Women's, children's, and infants' underwear and nightwear of knitted fabrics	7	4	307	7	14	341	5		
13	4 Women's, children's, and infants' underwear and nightwear of silk and rayon woven fabrics	14	9	973	13	32	907	21		
14	12 Women's pocketbooks, handbags, and purses	14	4	1,509	20	55	1,302	42		
15	6 Wooden boxes except cigar boxes	39	13	1,227	37	97	1,057	25		11
16	6 Wood products not elsewhere classified	47	37	846	26	65	724	31		
17	17 Woodworking machinery	10	3	350	12	45	286	13		
18	3 Woolen and worsted manufactures—contract factories	29	8	3,308	35	179	3,046	30	11	4
19	3 Woolen and worsted manufactures—regular factories or jobbers engaging contractors	109	5	44,890	140	2,240	42,368	113	10	10
20	4 Work clothing (except work shirts), sport garments (except leather), and other men's and boys' apparel, not elsewhere classified	49	36	1,826	34	94	1,634	60		4
21	9 Writing ink	3	1	269	6	33	116	114		
22	Other industries <sup>4</sup>	516	177	73,907	533	11,824	57,684	3,060	570	236
OTHER INDUSTRIES, BY INDUSTRY GROUPS <sup>4</sup>										
23	1 Food and kindred products	29	6	2,129	19	294	1,564	155	29	68
24	3 Textile-mill products and other fiber manufactures	31	8	8,205	22	557	7,470	140	16	
25	4 Apparel and other finished products made from fabrics and similar materials	29	24	1,300	15	43	1,224	18		
26	6 Furniture and finished lumber products	19	8	2,274	12	235	2,016	9	2	
27	7 Paper and allied products	4		350	6	26	202	26		
28	9 Chemicals and allied products	59	16	4,902	57	968	3,391	339	147	
29	10 Products of petroleum and coal	10	1	2,284	2	270	1,859	128	27	
30	12 Leather and leather products	5	4	49	3	4	41	1		
31	13 Stone, clay, and glass products	34	3	3,296	61	553	2,329	255	64	34
32	14 Iron and steel and their products, except machinery	31	9	4,774	33	706	3,858	146	31	
33	15 Nonferrous metals and their products	10	7	99	13	12	60	8		
34	16 Electrical machinery	57	15	19,993	76	4,696	14,435	450	204	132
35	17 Machinery (except electrical)	59	14	7,341	83	1,233	5,387	599	39	
36	20 Miscellaneous industries	83	39	4,514	70	520	3,441	478	5	
37	18 Automobiles and automobile equipment	21	6	1,541	23	74	1,249	195		
38	19 Transportation equipment except automobiles	29	14	8,776	31	1,330	7,393	14	6	2
39	2 Tobacco manufactures	5								
40	11 Rubber products	1	3	2,080	7	303	1,669	101		

<sup>1</sup>As the figures for number of establishments and for personnel for those industries for which monetary items are withheld are given for the individual industries and are also included in the "Other industries" figures, the sums of the figures are larger than the totals shown for "All industries."

<sup>2</sup>See headnote to table 3 and GENERAL EXPLANATIONS—Persons engaged—general classification.

<sup>3</sup>Figures do not include data for personnel of central-administrative offices.

<sup>4</sup>Each of the averages in this column is correct to the nearest unit, despite the fact that the averages for the several industries do not add exactly to the 1939 average for all industries. See GENERAL EXPLANATIONS—Wage earners and wages.

## MASSACHUSETTS

433

## STATE, BY INDUSTRIES: 1939—Continued

SALARIES AND WAGES							COST OF MATERIALS, SUPPLIES, FUEL, PURCHASED ELECTRIC ENERGY, AND CONTRACT WORK						Value of products	Value added by manu- facture <sup>4</sup>
Total <sup>1</sup>	Salaries of officers of corporations <sup>2</sup>	Manufacturing		Distrib- ution	Con- struc- tion	Other	Total	Materials and supplies	Fuel	Pur- chased electric energy	Contract work			
Dollars	Dollars	Dollars	Dollars	Dollars	Dollars	Dollars	Dollars	Dollars	Dollars	Dollars	Dollars	Dollars	Dollars	
251,366	30,860	28,887	98,126	93,493	46,700		579,446	571,203	2,852	4,361	1,030	1,034,458	455,012	
7,268,448	183,520	1,239,613	5,670,563	128,052			10,271,005	9,266,013	463,673	601,906	203	22,427,537	12,155,542	
2,052,752	210,814	297,842	1,434,417	109,679			3,094,485	2,877,097	43,080	64,190	109,218	6,498,451	3,403,966	
1,069,613	129,229	155,426	749,261	36,007			1,057,118	997,926	35,854	23,338		3,023,323	1,906,205	
( <sup>3</sup> )		( <sup>3</sup> )	( <sup>3</sup> )	( <sup>3</sup> )			( <sup>3</sup> )	( <sup>3</sup> )	( <sup>3</sup> )	( <sup>3</sup> )		( <sup>3</sup> )	( <sup>3</sup> )	
304,901	27,180	17,833	244,209	15,679			732,966	664,400		5,027	63,530	1,247,196	514,230	
( <sup>3</sup> )		( <sup>3</sup> )	( <sup>3</sup> )	( <sup>3</sup> )			( <sup>3</sup> )	( <sup>3</sup> )	( <sup>3</sup> )	( <sup>3</sup> )	( <sup>3</sup> )	( <sup>3</sup> )	( <sup>3</sup> )	
( <sup>3</sup> )		( <sup>3</sup> )	( <sup>3</sup> )	( <sup>3</sup> )			( <sup>3</sup> )	( <sup>3</sup> )		( <sup>3</sup> )		( <sup>3</sup> )	( <sup>3</sup> )	
1,485,128	55,413	50,131	1,379,339			245	159,920	132,772	2,170	24,410	568	2,035,789	1,875,869	
3,153,775	368,085	216,763	2,258,462	308,189		1,376	9,103,759	7,738,816	2,402	38,970	1,323,571	14,252,759	5,149,000	
1,668,822	59,044	167,306	1,418,950	23,522			4,447,743	4,421,514	1,673	22,588	1,968	7,500,634	3,052,891	
( <sup>3</sup> )	( <sup>3</sup> )	( <sup>3</sup> )	( <sup>3</sup> )	( <sup>3</sup> )			( <sup>3</sup> )	( <sup>3</sup> )		( <sup>3</sup> )	( <sup>3</sup> )	( <sup>3</sup> )	( <sup>3</sup> )	
960,414	50,554	57,136	817,057	44,667			2,771,773	2,732,291	275	12,680	26,527	4,170,256	1,398,483	
1,430,003	121,049	126,837	1,091,622	90,495			2,607,649	2,621,624	2,211	16,541	27,273	4,894,072	2,226,423	
1,385,114	158,237	144,254	1,017,794	46,552		18,277	1,967,513	1,909,487	13,471	43,915	640	4,064,485	2,096,972	
916,273	114,354	103,321	671,121	27,477			1,100,221	1,059,024	11,036	28,221	10,940	2,609,885	1,500,664	
601,055	85,833	88,736	390,016	36,470			375,829	328,028	15,574	20,969	11,258	1,258,501	912,672	
3,791,865	280,355	374,105	3,068,484	40,669	15,142	7,110	1,108,331	693,816	259,303	151,952	3,260	6,625,508	5,617,177	
47,694,673	1,203,058	4,379,200	41,641,234	434,908	17,128	19,145	117,234,722	111,218,074	2,878,498	912,356	2,225,794	190,655,164	73,420,442	
1,624,032	118,238	137,076	1,242,745	121,478		4,495	2,990,352	2,850,922	32,880	25,818	80,732	5,606,204	2,615,852	
( <sup>3</sup> )	( <sup>3</sup> )	( <sup>3</sup> )	( <sup>3</sup> )	( <sup>3</sup> )			( <sup>3</sup> )	( <sup>3</sup> )	( <sup>3</sup> )	( <sup>3</sup> )		( <sup>3</sup> )	( <sup>3</sup> )	
117,678,950	3,634,934	24,663,155	81,535,956	6,493,057	958,897	392,951	231,682,266	221,852,222	6,078,852	3,266,457	484,735	448,650,263	216,997,907	
3,123,605	119,659	468,435	2,102,065	315,208	22,772	95,436	32,228,404	31,693,440	505,268	29,696		38,372,414	6,144,010	
9,204,465	182,683	1,048,389	7,588,303	363,883	21,207		12,650,911	12,027,606	353,748	187,134	82,453	28,695,083	16,044,142	
974,703	79,702	56,712	795,970	42,319			1,525,945	1,443,954	1,476	15,217	65,298	2,984,088	1,458,143	
2,711,221	41,705	373,880	2,268,709	22,767	4,160		3,491,511	3,378,712	71,180	31,623	9,996	8,071,692	4,580,181	
598,732	69,725	61,544	396,586	70,877			1,035,380	915,383	76,248	33,827	9,922	1,926,603	891,223	
7,819,781	417,685	1,832,119	4,517,062	773,847	279,068		23,745,247	22,607,722	608,794	396,341	132,390	53,590,852	29,845,005	
4,020,948	3,954	633,509	2,953,018	361,896	28,571		31,595,706	30,171,655	1,132,790	286,938	4,323	39,720,326	8,124,620	
64,176	21,500	5,344	37,232	100			80,085	76,702	1,707	730	886	168,738	88,653	
6,128,667	536,175	1,095,406	3,646,537	660,395	111,103	79,051	6,752,524	6,179,273	320,328	252,923		19,989,506	13,236,982	
8,104,347	223,073	1,509,053	5,998,306	311,038	62,877		14,740,982	12,789,304	1,286,125	636,215	35,338	26,763,145	12,016,163	
132,851	32,599	21,861	70,537	7,854			3,215,429	3,202,974	5,788	6,667		3,483,672	208,243	
35,125,881	598,077	10,485,984	22,573,415	930,263	321,763	216,379	32,940,139	31,845,358	959,244	630,226	13,311	101,193,566	68,247,427	
12,674,945	756,935	2,416,694	8,331,042	1,085,183	84,191		12,147,421	11,669,139	277,345	110,470	90,467	30,548,507	18,401,086	
6,076,915	302,158	983,423	3,944,711	834,065	11,658		11,978,376	11,665,857	154,266	151,488	6,765	23,956,459	12,008,083	
20,917,713	249,304	3,670,802	16,271,533	712,462	11,527	2,085	43,542,176	42,687,083	324,545	496,962	33,586	69,185,612	25,643,436	

<sup>1</sup> Value of products less cost of materials, supplies, fuel, purchased electric energy, and contract work. See GENERAL EXPLANATIONS—Value added by manufacture.<sup>2</sup> Figures omitted have been withheld to avoid disclosing exact or approximate data for individual establishments; they are included in the "Other industries" figures.<sup>3</sup> For numbers of establishments and of wage earners in individual industries, see table 12.

## CENSUS OF MANUFACTURES: 1939

TABLE 9.—GENERAL STATISTICS FOR

[This table presents, for the industrial areas, separate figures for each industry for which it is possible to publish such figures without disclosing exact or approximate data for which combined figures are given, however, reported larger numbers of wage

Group No.	INDUSTRY	*Number of establishments	*Proprietors and firm members	*PERSONS EMPLOYED IN MANUFACTURING ESTABLISHMENTS 1						
				Total 1	Salaried officers of corporations 2	Manufacturing		Distribution	Construction	Other
						Salaried employees 3	Wage earners (average for year) 4			
BOSTON INDUSTRIAL AREA										
1	All industries, total.....	5,673	3,172	290,859	4,986	20,933	237,496	16,077	1,413	954
2	15 Alloying; and rolling and drawing of nonferrous metals, except aluminum.....	3	1	75	6	4	45	20		
3	2 Artificial leather and oilcloth.....	3		390	10	90	268	28	4	
4	14 Automobile stampings.....	4		1,248	11	132	1,059	46		
5	16 Batteries, storage and primary (dry and wet).....	5	7	97	4	9	75	9		
6	3 Batting, padding, and wadding; upholstery filling.....	8	12	102	5	11	85	1		
7	4 Belts (apparel), regardless of material.....	3	2	34	1	1	32			
8	1 Biscuit, crackers, and pretzels.....	11	3	1,738	4	70	1,446	211		7
9	19 Boat building and boat repairing.....	12	9	95	3	6	82	4		
10	14 Bolts, nuts, washers, and rivets—made in plants not operated in connection with rolling mills.....	5	2	1,199	12	94	1,001	90	2	
11	8 Bookbinding and related industries.....	65	46	1,052	39	200	1,677	135		1
12	8 Books: printing without publishing.....	34	16	886	41	116	649	80		
13	8 Books: publishing without printing.....	36	12	893	44	557	1	291		
14	12 Boot and shoe cut stock and findings.....	213	124	6,023	212	469	5,162	173	7	
15	1 Bread and other bakery products (except biscuit, crackers, and pretzels).....	649	593	9,240	132	552	7,790	644	12	110
16	20 Brooms.....	4	8	12		1	11			
17	20 Brushes.....	13	7	647	10	42	527	48	20	
18	20 Buttons.....	4	6	22			22			
19	1 Candy and other confectionery products.....	91	50	6,740	72	498	5,730	367	8	65
20	1 Canned and dried fruits and vegetables (including canned soups).....	3		142	1	4	133	4		
21	4 Canvas products (except bags).....	20	8	183	26	15	115	27		
22	3 Carpets, rugs, and mats made from such materials as paper fiber, grass, jute, flax, sisal, cotton, cocoa fiber, and rags.....	6	4	149	4	7	131	7		
23	6 Caskets, coffins, burial cases, and other morticians' goods.....	14	5	305	12	43	210	40		
24	1 Cheese.....	7	3	88	3	5	42	38		
25	9 Chemicals not elsewhere classified.....	8	2	688	4	31	429	13	198	13
26	9 Cleaning and polishing preparations, blackings, and dressings.....	56	24	763	59	113	413	176	2	
27	7 Coated and glazed paper.....	9	2	292	12	47	200	28		5
28	4 Coats, suits, and skirts (except fur coats)—made in contract factories.....	37	46	502	3	7	492			
29	4 Coats, suits, and skirts (except fur coats)—made in inside factories or by jobbers engaging contractors.....	49	45	626	26	39	529	30		2
30	16 Communication equipment.....	10	1	710	20	154	460	62	3	2
31	9 Compressed and liquefied gases—not made in petroleum refineries or in natural-gasoline plants.....	6		157		14	103	40		
32	13 Concrete products.....	41	19	836	31	59	655	67	22	2
33	1 Condensed and evaporated milk.....	3		32		6	23	2		1
34	7 Converted paper products not elsewhere classified.....	26	6	3,112	53	375	1,974	670	22	18
35	6 Cooperage.....	6	2	251	2	16	228	5		
36	3 Cordage and twine.....	7	2	686	8	32	645	1		
37	4 Corsets and allied garments.....	5	1	162	3	15	124	20		
38	3 Cotton broad woven goods.....	8	1	5,135	8	210	4,899	18		
39	3 Cotton narrow fabrics.....	14	5	1,390	16	103	1,172	74	6	19
40	3 Cotton thread.....	5		353	15	37	206	35		
41	3 Cotton yarn.....	4		180	6	23	151			
42	1 Creamery butter.....	3		15		1	13	1		
43	4 Curtains, draperies, and bedspreads—made in regular factories or by jobbers engaging contractors.....	35	20	1,183	39	77	1,000	66	1	
44	14 Cutlery (except aluminum, silver, and plated cutlery) and edge tools.....	25	21	1,547	27	131	1,148	152		89
45	20 Dental equipment and supplies.....	5	2	165	5	6	171	13		
46	7 Die-cut paper and paperboard, and converted cardboard.....	3	2	52		5	44	3		
47	9 Drugs and medicines (including drug grinding).....	29	4	1,000	42	181	620	148		9
48	3 Dyeing and finishing cotton, rayon, silk, and linen textiles.....	11	2	3,085	13	299	2,757	26		
49	3 Dyeing and finishing woolen and worsted.....	7	2	316	15	29	254	18		
50	16 Electrical measuring instruments.....	3		2,767	6	629	2,092	25		15
51	16 Electrical products not elsewhere classified.....	5	1	131	3	18	103	7		
52	16 Electric lamps.....	5		1,003	4	178	766	55		
53	15 Electroplating, plating, and polishing.....	26	27	263	7	20	226	9	1	
54	8 Electrotyping and stereotyping, not done in printing establishments.....	7	1	219	11	34	138	36		
55	4 Embroideries, other than Schiffli-machine products—contract factories.....	11	15	136	2	5	128	1		
56	14 Enameled-iron sanitary ware and other plumbers' supplies (not including pipe and vitreous and semivitreous china sanitary ware).....	13	2	396	19	52	313	12		
57	15 Engraving on metal (except for printing purposes).....	7	6	52	2	9	40	1		
58	8 Engraving (steel, copperplate, and wood); plate printing.....	16	13	161	7	14	135	5		
59	7 Envelopes.....	4		143	6	14	92	20		11
60	20 Fabricated plastic products, not elsewhere classified.....	6	2	566	9	64	473	5	15	
61	14 Fabricated structural steel and ornamental metalwork, made in plants not operated in connection with rolling mills.....	40	24	782	38	96	608	40		
62	20 Feathers, plumes, and artificial flowers.....	3	5	43		3	36	4		
63	9 Fertilizers.....	5		196		27	162	3	1	3
64	20 Fire extinguishers, chemical.....	3	1	26	2	2	22			
65	1 Flavoring extracts and flavoring sirups, not elsewhere classified.....	19	7	256	19	24	134	73	4	2
66	1 Food preparations, not elsewhere classified.....	34	18	415	32	44	263	74		

See footnotes at end of table.

## MASSACHUSETTS

435

## INDUSTRIAL AREAS, BY INDUSTRIES: 1939

for individual establishments, and gives statistics for the remaining industries both in combination ("Other industries") and by industry groups. Certain of the industries earners or larger values of products than some of those shown separately]

SALARIES AND WAGES							COST OF MATERIALS, SUPPLIES, FUEL, PURCHASED ELECTRIC ENERGY, AND CONTRACT WORK					Value of products	Value added by manufacture
Total	Salaries of officers of corporations	Manufacturing		Distribution	Construction	Other	Total	Materials and supplies	Fuel	Purchased electric energy	Contract work		
		Salaries	Wages										

BOSTON INDUSTRIAL AREA													
Dollars	Dollars	Dollars	Dollars	Dollars	Dollars	Dollars	Dollars	Dollars	Dollars	Dollars	Dollars	Dollars	Dollars
385,288,736	28,659,017	57,232,369	264,495,570	31,454,628	2,160,703	1,286,449	764,643,460	721,522,303	14,511,241	9,943,118	18,666,798	1,425,482,462	660,839,002
(9)	(9)	(9)	(9)	(9)	(9)	(9)	(9)	(9)	(9)	(9)	(9)	(9)	(9)
619,583	72,707	160,748	296,926	80,286	8,916	-----	1,639,587	1,594,366	30,095	15,126	-----	2,763,567	1,123,980
1,898,478	133,528	279,547	1,348,418	136,985	-----	-----	2,640,262	2,564,985	22,347	48,741	4,189	6,979,755	4,330,493
(9)	(9)	(9)	(9)	(9)	(9)	(9)	(9)	(9)	(9)	(9)	(9)	(9)	(9)
110,460	18,805	15,248	74,847	1,550	-----	-----	473,396	451,225	6,699	15,472	-----	694,554	221,158
31,254	2,695	628	27,931	-----	-----	-----	36,401	35,955	-----	446	-----	84,591	48,190
(9)	(9)	(9)	(9)	(9)	(9)	(9)	(9)	(9)	(9)	(9)	(9)	(9)	(9)
100,936	5,192	5,987	85,037	4,720	-----	-----	133,881	129,316	1,388	2,354	823	274,961	141,080
1,521,347	107,215	174,026	1,048,586	188,176	3,344	-----	1,033,173	944,792	38,764	49,617	-----	3,282,711	2,249,538
2,696,707	218,130	354,172	1,849,965	273,267	-----	1,183	1,356,545	1,225,180	19,792	36,537	75,036	5,282,435	3,925,890
1,625,166	218,954	232,279	992,817	181,106	-----	-----	1,077,803	884,542	10,905	32,974	149,382	3,242,718	2,164,915
(9)	(9)	(9)	(9)	(9)	(9)	(9)	(9)	(9)	(9)	(9)	(9)	(9)	(9)
6,533,139	1,020,457	663,428	4,467,045	379,083	12,126	-----	24,880,208	24,640,308	54,257	171,055	14,588	36,201,579	11,321,371
12,914,022	483,188	923,024	10,664,867	682,874	24,905	135,164	21,354,573	20,394,142	603,297	357,134	-----	45,490,954	24,136,381
(9)	(9)	(9)	(9)	(9)	(9)	(9)	(9)	(9)	(9)	(9)	(9)	(9)	(9)
(9)	(9)	(9)	(9)	(9)	(9)	(9)	(9)	(9)	(9)	(9)	(9)	(9)	(9)
15,598	477,114	987,875	4,824,851	676,452	15,235	105,277	15,545,204	15,166,495	194,245	166,244	18,220	27,509,372	11,964,168
7,086,804	(9)	(9)	(9)	(9)	(9)	(9)	(9)	(9)	(9)	(9)	(9)	(9)	(9)
259,839	69,018	20,245	135,387	35,189	-----	-----	280,175	275,026	2,598	2,501	50	645,603	365,428
(9)	(9)	(9)	(9)	(9)	(9)	(9)	(9)	(9)	(9)	(9)	(9)	(9)	(9)
514,520	66,423	64,431	292,402	91,264	-----	-----	720,092	702,250	11,296	6,346	200	1,635,080	914,988
163,916	40,000	5,921	53,643	64,352	-----	-----	525,987	512,686	5,058	8,243	-----	691,011	165,024
(9)	(9)	(9)	(9)	(9)	(9)	(9)	(9)	(9)	(9)	(9)	(9)	(9)	(9)
1,371,604	331,697	187,241	555,599	295,127	1,940	-----	2,264,923	2,221,640	25,041	18,242	-----	5,034,784	2,769,861
461,016	88,758	66,063	239,839	59,683	-----	6,673	1,739,200	1,686,417	27,216	17,487	8,080	2,676,974	937,774
422,422	5,270	6,279	410,873	-----	-----	-----	120,812	78,906	2,242	8,500	31,164	743,087	622,275
823,431	123,548	53,853	580,208	64,569	-----	1,253	5,065,476	4,083,041	1,035	14,236	967,164	7,018,274	1,952,798
1,288,197	213,823	273,184	628,735	162,866	7,500	2,089	1,711,858	1,680,996	9,793	16,010	5,059	3,693,285	1,981,427
(9)	(9)	(9)	(9)	(9)	(9)	(9)	(9)	(9)	(9)	(9)	(9)	(9)	(9)
1,282,845	126,678	123,273	878,160	116,668	34,303	3,763	3,144,406	2,967,876	83,987	36,571	55,972	7,446,430	4,302,024
35,820	7,958	23,462	23,462	4,400	-----	-----	686,972	684,339	1,165	1,468	-----	926,289	230,317
4,705,156	500,643	604,836	2,412,024	1,021,586	29,979	46,088	7,482,629	7,340,289	74,055	60,748	7,537	14,583,548	7,100,910
273,861	13,980	23,973	217,211	18,697	-----	-----	575,573	558,326	5,180	12,067	-----	1,055,778	480,205
(9)	(9)	(9)	(9)	(9)	(9)	(9)	(9)	(9)	(9)	(9)	(9)	(9)	(9)
4,666,858	172,440	350,306	4,061,963	82,140	-----	-----	5,297,092	4,745,859	257,256	269,093	24,884	11,212,436	5,915,344
1,551,569	102,706	162,141	1,114,377	134,175	5,684	32,486	2,135,410	2,051,458	35,955	47,997	-----	4,492,625	2,357,215
469,567	99,392	53,868	222,490	83,817	-----	-----	1,080,860	1,032,109	23,267	25,484	-----	1,797,495	716,635
(9)	(9)	(9)	(9)	(9)	(9)	(9)	(9)	(9)	(9)	(9)	(9)	(9)	(9)
(9)	(9)	(9)	(9)	(9)	(9)	(9)	(9)	(9)	(9)	(9)	(9)	(9)	(9)
1,022,342	203,897	94,926	620,874	100,825	1,820	-----	4,239,312	4,188,972	850	15,009	34,481	5,711,480	1,472,168
(9)	(9)	(9)	(9)	(9)	(9)	(9)	(9)	(9)	(9)	(9)	(9)	(9)	(9)
184,513	13,509	11,186	114,884	44,876	58	-----	100,043	90,216	877	8,015	935	581,408	481,365
(9)	(9)	(9)	(9)	(9)	(9)	(9)	(9)	(9)	(9)	(9)	(9)	(9)	(9)
1,489,277	266,563	307,648	666,305	240,655	-----	18,106	5,941,826	5,879,695	42,147	19,870	114	11,303,271	5,361,445
3,563,161	91,804	645,921	2,745,156	80,280	-----	-----	16,031,827	15,487,998	442,504	101,325	-----	20,742,742	4,710,915
444,115	115,427	47,135	240,469	41,084	-----	-----	585,646	516,489	49,967	19,190	-----	1,537,236	951,590
(9)	(9)	(9)	(9)	(9)	(9)	(9)	(9)	(9)	(9)	(9)	(9)	(9)	(9)
(9)	(9)	(9)	(9)	(9)	(9)	(9)	(9)	(9)	(9)	(9)	(9)	(9)	(9)
1,294,524	39,519	363,635	768,335	123,035	-----	-----	2,824,271	2,710,492	42,329	69,627	1,823	6,793,667	3,969,396
323,814	20,640	31,956	260,432	10,135	652	-----	189,478	151,512	8,585	25,326	4,055	705,435	515,957
490,891	82,103	62,353	278,349	68,086	-----	-----	122,920	83,442	4,319	17,002	18,157	812,914	689,994
104,466	2,447	5,480	96,231	308	-----	-----	54,960	48,034	228	3,262	3,436	247,351	192,391
(9)	(9)	(9)	(9)	(9)	(9)	(9)	(9)	(9)	(9)	(9)	(9)	(9)	(9)
96,820	15,700	16,015	64,375	730	-----	-----	20,412	19,556	-----	826	-----	166,677	146,265
212,569	22,030	17,074	161,127	12,338	-----	-----	102,956	97,730	945	3,096	1,485	438,670	335,714
(9)	(9)	(9)	(9)	(9)	(9)	(9)	(9)	(9)	(9)	(9)	(9)	(9)	(9)
(9)	(9)	(9)	(9)	(9)	(9)	(9)	(9)	(9)	(9)	(9)	(9)	(9)	(9)
1,077,316	153,340	178,546	681,856	83,574	-----	-----	1,866,682	1,765,887	9,207	35,820	65,768	3,697,611	1,890,929
(9)	(9)	(9)	(9)	(9)	(9)	(9)	(9)	(9)	(9)	(9)	(9)	(9)	(9)
271,251	-----	67,801	191,903	6,787	1,706	3,054	1,669,153	1,535,660	21,229	12,264	-----	1,979,397	410,244
(9)	(9)	(9)	(9)	(9)	(9)	(9)	(9)	(9)	(9)	(9)	(9)	(9)	(9)
(9)	(9)	(9)	(9)	(9)	(9)	(9)	(9)	(9)	(9)	(9)	(9)	(9)	(9)
544,596	126,916	69,370	267,440	79,491	-----	1,379	1,765,238	1,715,611	33,714	15,913	-----	3,310,207	1,544,969



TABLE 9.—GENERAL STATISTICS FOR

Group No.	INDUSTRY	*Number of establishments	*Pro- pri- etors and firm mem- bers	*PERSONS EMPLOYED IN MANUFACTURING ESTABLISHMENTS <sup>1</sup>						
				Total <sup>2</sup>	Salaried officers of corporations <sup>2</sup>	Manufacturing		Distri- bution	Con- struc- tion	Other
						Salaried employ- ees <sup>2</sup>	Wage earners (average for year) <sup>3</sup>			
BOSTON INDUSTRIAL AREA—Continued										
1 17	Food-products machinery.....	13	6	259	14	48	190	7		
2 12	Footwear (except rubber).....	194	53	29,216	306	1,731	20,702	454	16	7
3 14	Forgings, iron and steel—made in plants not operated in connection with rolling mills.....	4	1	123	6	16	96	5		
4 4	Fur coats and other fur garments, accessories, and trimmings <sup>b</sup> .....	22	11	203	21	16	103	62	1	
5 14	Galvanizing and other coating—carried on in plants not operated in connection with rolling mills.....	7	3	91	7	11	67	6		
6 20	Games and toys (except dolls and children's vehicles).....	7	5	334	5	35	256	38		
7 8	General commercial (job) printing.....	351	288	3,862	172	485	3,020	184	1	
8 16	Generating, distribution, and industrial apparatus, and apparatus for incorporation in manufactured products, not elsewhere classified.....	24	5	7,213	25	1,880	4,916	132	202	58
9 9	Glue and gelatin.....	9		1,051	17	142	830	37	25	
10 14	Gray-iron and semisteel castings.....	26	9	1,478	24	138	1,259	21	31	5
11 9	Grease and tallow (except lubricating greases).....	9	2	386	9	34	305	27	4	7
12 20	Hand stamps, stencils, and brands.....	13	12	117	6	16	83	12		
13 14	Hardware not elsewhere classified.....	13	7	231	10	27	177	17		
14 3	Hosiery—full fashioned.....	6		1,466	8	70	1,360	28		
15 3	Hosiery—seamless <sup>a</sup> .....	6		670	11	45	678	36		
16 4	House dresses, uniforms, and aprons—made in contract factories.....	5	4	78		2	75	1		
17 4	House dresses, uniforms, and aprons—made in inside factories or by jobbers engaging contractors.....	26	13	1,031	21	33	946	31		
18 4	Housefurnishings (except curtains, draperies, and bedspreads).....	27	26	351	15	16	279	41		
19 6	Household furniture, except upholstered.....	52	25	1,009	70	114	1,342	83		
20 1	Ice cream and ices.....	65	34	757	32	82	401	233	7	2
21 1	Ice, manufactured.....	35	4	340	36	36	225	59		7
22 12	Industrial leather belting and packing leather.....	16	10	119	11	15	79	14		
23 17	Industrial machinery, not elsewhere classified.....	18	8	1,157	29	199	833	86	9	1
24 9	Insecticides, fungicides, and related industrial and household chemical compounds.....	32	10	249	30	20	125	65		
25 20	Jewelry cases and instrument cases.....	9	4	534	8	61	409	16	40	
26 15	Jewelry (precious metals).....	18	10	141	9	16	93	19		4
27 3	Knitted cloth.....	17	2	1,111	30	82	957	42		
28 3	Knitted outerwear (except knit gloves)—regular factories or jobbers engaging contractors.....	25	9	1,304	33	84	1,164	23		
29 3	Knitted underwear.....	6		869	16	45	656	150	2	
30 20	Lamp shades.....	3	3	35		3	32	32		
31 6	Lasts and related products.....	12	3	412	18	35	336	22	1	
32 12	Leather goods not elsewhere classified.....	9	3	243	10	14	176	43		
33 12	Leather: tanned, curried, and finished—contract factories <sup>b</sup> .....	44	29	2,099	47	122	1,920	10		
34 12	Leather: tanned, curried, and finished—regular factories or jobbers engaging contractors.....	72	21	7,748	68	554	7,030	76	20	
35 15	Lighting fixtures.....	13	12	302	11	37	249	5		
36 1	Liquors, rectified or blended <sup>a</sup> .....	10		243	9	20	160	54		
37 8	Lithographing and photo-lithographing (including preparation of stones or plates and dry transfers) <sup>a</sup> .....	23	9	1,267	34	158	979	90	6	
38 1	Macaroni, spaghetti, vermicelli, and noodles.....	7	7	210	7	3	80	26		94
39 8	Machine and hand typesetting (including advertisement typesetting).....	16	10	479	22	50	380	27		
40 17	Machine-shop products, not elsewhere classified.....	75	45	1,569	75	213	1,142	110		29
41 17	Machine-shop repairs.....	28	22	121	11	13	96	1		
42 17	Machine-tool and other metalworking-machinery accessories, metal-cutting and shaping tools, and machinists' precision tools.....	16	14	470	19	58	357	21	1	14
43 17	Machine tools.....	11	2	667	20	150	479	13		5
44 1	Malt liquors.....	9		1,058	22	123	531	360	20	2
45 6	Mattresses and bedsprings.....	52	39	961	44	83	709	65		
46 17	Measuring instruments, mechanical (except electrical measuring instruments, watches, and clocks) <sup>a</sup> .....	4		1,040	9	208	706	117		
47 1	Meat packing, wholesale.....	10	12	2,352	15	276	1,636	365	1	9
48 17	Mechanical power-transmission equipment.....	5		715	12	139	525	39		
49 4	Men's and boys' hats and caps (except felt and straw).....	10	23	116	11	11	85	9		
50 4	Men's and boys' shirts (except work shirts), collars, and nightwear—made in inside factories or by jobbers engaging contractors.....	4		145	6	6	117	10		
51 4	Men's and boys' suits, coats, and overcoats (except work clothing)—made in contract factories.....	29	30	497	15	11	471			
52 4	Men's and boys' suits, coats, and overcoats (except work clothing)—made in inside factories or by jobbers engaging contractors.....	84	30	4,441	79	205	3,992	127		38
53 4	Millinery.....	22	10	734	23	49	634	28		
54 6	Mirror frames and picture frames <sup>b</sup> .....	14	13	118	9	11	88	9		1
55 20	Miscellaneous fabricated products not elsewhere classified.....	22	10	330	18	38	242	31	1	
56 4	Miscellaneous fabricated textile products not elsewhere classified.....	19	16	947	14	60	775	98		
57 20	Models and patterns (except paper patterns).....	31	27	289	20	10	227	23		
58 13	Monuments, tombstones, cut-stone, and stone products not elsewhere classified.....	85	55	889	66	99	688	33	8	
59 14	Nails, spikes, etc., not made in wire mills or in plants operated in connection with rolling mills.....	5	2	146	6	11	124	5		
60 8	Newspapers: publishing and printing.....	83	30	7,493	96	2,412	4,041	935	1	8

See footnotes at end of table.

## INDUSTRIAL AREAS, BY INDUSTRIES: 1939—Continued

SALARIES AND WAGES							COST OF MATERIALS, SUPPLIES, FUEL, PURCHASED ELECTRIC ENERGY, AND CONTRACT WORK					Value of products	Value added by manu- facture
Total	Salaries of officers of corporations	Manufacturing		Distribu- tion	Con- struc- tion	Other	Total	Materials and supplies	Fuel	Pur- chased electric energy	Contract work		
		Salaries	Wages										

BOSTON INDUSTRIAL AREA—Continued

Dollars 413,768 27,399,407	Dollars 95,081 1,686,184	Dollars 89,789 2,782,575	Dollars 219,410 21,813,927	Dollars 9,508 1,088,113	Dollars 13,399	Dollars 16,209	Dollars 603,208 41,706,067	Dollars 578,532 40,926,591	Dollars 2,092 134,660	Dollars 9,444 356,648	Dollars 13,140 288,168	Dollars 1,417,328 78,665,466	Dollars 814,120 36,959,399
(9) 352,153	(9) 87,294	(9) 33,146	(9) 145,121	(9) 85,592	1,000	-----	(9) 389,940	(9) 366,560	(9) 2,640	(9) 8,662	(9) 12,078	(9) 749,444	(9) 359,504
145,953	30,805	21,015	84,442	9,691	-----	-----	126,106	106,404	9,375	8,524	1,803	330,659	204,553
429,161 6,054,235	80,520 693,802	60,102 825,586	198,291 4,117,698	90,248 411,949	5,200	-----	473,275 5,241,669	454,520 4,573,149	3,537 48,101	6,638 161,434	8,580 458,985	1,417,010 15,323,470	943,735 10,081,801
(9) 2,049,120 2,174,621	(9) 264,054 173,829	(9) 391,003 207,240	(9) 1,181,797 1,644,109	(9) 169,531 46,520	(9) 41,835 39,027	(9) 3,836	(9) 4,763,852 1,414,586	(9) 4,232,096 1,156,292	(9) 475,204 167,709	(9) 56,552 67,087	(9) 23,498	(9) 8,514,433 4,306,226	(9) 3,750,581 2,891,640
(9) 168,245	(9) 31,094	(9) 21,924	(9) 99,057	(9) 10,170	(9) -----	(9) -----	(9) 70,558	(9) 63,856	(9) 2,040	(9) 3,010	(9) 1,652	(9) 369,082	(9) 298,524
(9) 597,495	(9) 93,034	(9) 72,910	(9) 398,309	(9) 33,242	(9) -----	(9) -----	(9) 572,793	(9) 544,160	(9) 9,167	(9) 7,479	(9) 11,987	(9) 1,442,988	(9) 870,195
(9) -----	(9) -----	(9) -----	(9) -----	(9) -----	(9) -----	(9) -----	(9) -----	(9) -----	(9) -----	(9) -----	(9) -----	(9) -----	(9) -----
(9) 373,836	(9) 103,170	(9) 16,056	(9) 208,740	(9) 45,870	(9) -----	(9) -----	(9) 1,095,822	(9) 1,069,665	(9) 5,108	(9) 8,162	(9) 12,887	(9) 1,777,487	(9) 681,665
1,971,917 1,154,467	238,148 167,093	175,540 120,255	1,403,276 478,976	154,954 374,000	10,729	2,808	2,590,783 4,384,049	2,471,019 4,221,018	39,591	57,699	22,474	5,760,027	3,169,244
498,145	31,000	61,421	317,618	79,130	-----	8,976	553,298	103,777	44,313	405,208	-----	2,880,630	2,327,332
(9) 2,247,561	(9) 274,779	(9) 453,042	(9) 1,275,841	(9) 224,081	(9) 19,318	(9) 500	(9) 1,288,223	(9) 1,199,401	(9) 32,852	(9) 52,707	(9) 3,263	(9) 4,841,897	(9) 3,553,674
334,849	89,095	46,204	104,437	95,113	(9) -----	(9) -----	684,682	669,521	7,302	7,859	-----	1,328,769	644,087
(9) 188,803	(9) 37,271	(9) 16,085	(9) 111,568	(9) 17,029	(9) -----	(9) 6,850	(9) 284,934	(9) 274,512	(9) 1,567	(9) 3,610	(9) 5,245	(9) 611,912	(9) 326,978
1,379,887	213,375	179,324	926,353	60,835	-----	-----	4,595,226	4,211,859	50,975	34,059	298,333	6,841,796	2,240,570
(9) 1,092,638 31,235	(9) 157,515	(9) 81,153	(9) 545,079	(9) 300,779	(9) 3,276	(9) 4,836	(9) 786,070	(9) 748,862	(9) 25,420	(9) 7,780	(9) 4,008	(9) 2,142,104	(9) 1,356,034
644,413	53,712	63,097	409,627	55,965	2,012	-----	337,770	315,362	4,321	17,962	125	1,192,837	855,067
251,245	45,272	17,301	138,218	50,454	-----	-----	170,559	162,275	2,515	4,898	871	528,975	358,416
2,553,491	215,579	189,325	2,127,423	21,164	-----	-----	1,886,327	1,581,116	133,358	84,779	87,074	5,125,163	3,238,836
11,402,301	715,550	1,169,477	9,295,502	197,105	24,667	-----	40,433,730	35,401,268	528,357	196,823	4,307,282	59,908,267	19,474,537
344,441	39,176	49,054	238,588	17,623	-----	-----	569,051	537,829	8,273	12,152	10,797	1,187,410	618,359
656,684	116,896	41,638	196,043	302,107	-----	-----	565,434	536,076	12,793	16,565	-----	1,479,944	914,510
2,255,065	206,094	367,785	1,395,522	273,479	12,785	-----	2,098,981	1,835,578	14,055	38,698	210,650	5,447,433	3,348,452
(9) 798,352	(9) 119,312	(9) 108,962	(9) 515,592	(9) 54,486	(9) -----	(9) -----	(9) 150,256	(9) 94,777	(9) 3,158	(9) 15,999	(9) 36,322	(9) 1,125,753	(9) 975,497
2,658,073	413,972	427,782	1,589,311	185,752	41,256	-----	2,133,638	1,930,965	49,028	80,398	67,247	5,014,353	3,780,715
173,848	24,362	12,076	136,110	1,300	-----	-----	108,840	100,813	1,409	6,249	369	440,036	331,196
782,695	80,093	106,414	460,668	112,080	866	22,574	325,314	291,985	10,012	19,132	4,185	1,498,679	1,173,365
(9) 2,257,563	(9) 230,509	(9) 288,635	(9) 910,763	(9) 764,475	(9) 60,781	(9) 2,400	(9) 2,443,931	(9) 2,248,352	(9) 144,919	(9) 50,660	(9) -----	(9) 7,568,192	(9) 5,124,261
1,163,712	199,605	123,938	709,147	130,005	-----	1,022	2,684,258	2,632,336	12,340	33,082	6,500	4,870,143	2,185,885
1,682,342	129,120	410,801	894,822	238,599	-----	-----	1,469,857	1,421,549	25,496	20,612	2,200	5,052,763	3,582,906
4,029,553	117,490	503,844	2,019,634	775,221	1,612	11,752	31,075,233	30,755,515	119,329	200,389	-----	36,429,423	5,354,190
1,363,069	148,066	270,075	852,610	91,718	-----	-----	698,409	638,474	9,546	34,792	15,597	2,751,991	2,053,582
121,766	27,057	9,581	74,408	10,720	-----	-----	192,243	188,223	419	2,995	696	465,127	212,884
109,066	21,659	7,546	62,725	17,136	-----	-----	196,911	194,023	965	1,023	-----	511,820	314,909
492,778	31,072	12,982	448,124	-----	-----	-----	95,273	70,980	1,452	6,827	16,014	729,762	634,489
5,609,689	544,149	378,380	4,332,569	321,929	-----	32,671	12,393,227	10,639,223	19,336	55,755	1,678,913	20,460,119	8,066,892
763,370	100,440	87,020	528,846	47,064	-----	-----	1,257,608	1,236,110	6,762	14,042	94	2,491,802	1,234,194
143,464	14,817	21,038	92,156	14,670	-----	783	168,949	161,494	3,365	3,861	229	433,688	264,739
382,016	95,233	52,468	194,018	38,095	1,302	-----	438,257	410,938	5,877	8,500	12,952	1,081,983	643,716
1,091,491	60,805	91,056	774,966	164,664	-----	-----	1,939,241	1,909,384	10,420	19,437	-----	3,184,185	1,244,944
569,567	88,034	33,618	391,461	55,554	-----	-----	107,263	96,541	2,294	8,216	242	974,838	867,575
1,359,744	193,923	154,591	952,222	56,787	2,221	-----	962,784	783,591	38,053	87,525	53,615	3,082,793	2,120,009
279,932	80,100	39,010	142,861	17,961	-----	-----	396,825	380,149	3,523	11,757	1,396	870,817	473,992
16,108,141	671,253	5,627,797	7,906,966	1,887,046	1,785	13,294	10,253,202	8,966,629	98,611	262,801	925,161	35,629,762	25,376,560

TABLE 9.—GENERAL STATISTICS FOR

Group No.	INDUSTRY	*Number of establishments	*Proprietors and firm members	*PERSONS EMPLOYED IN MANUFACTURING ESTABLISHMENTS <sup>1</sup>						
				Total <sup>2</sup>	Salaried officers of corporations <sup>2</sup>	Manufacturing		Distribution	Construction	Other
						Salaried employees <sup>2</sup>	Wage earners (average for year) <sup>3</sup>			
BOSTON INDUSTRIAL AREA—Continued										
1 8	Newspapers: publishing without printing <sup>b</sup>	30	12	117	17	78	1	21		
2 1	Nonalcoholic beverages	88	57	1,280	62	131	570	506	1	10
3 15	Nonferrous-metal foundries (except aluminum)	24	20	185	12	14	157	2		
4 15	Nonferrous-metal products not elsewhere classified	16	12	134	9	14	97	14		
5 6	Office furniture	5	1	208	7	19	167	15		
6 14	Oil burners, domestic and industrial	8	1	93	11	13	62	7		
7 20	Ophthalmic goods: lenses and fittings	4		438	8	25	350	39	16	
8 20	Organs	3	2	102	3	10	79	10		
9 9	Paints, varnishes, and lacquers	36	6	1,148	54	127	614	339	5	9
10 7	Paper and paperboard mills	13	1	2,285	12	188	1,882	73	130	
11 7	Paperboard containers and boxes not elsewhere classified	68	24	4,288	84	376	3,478	320	26	4
12 17	Paper-mill, pulp-mill, and paper-products machinery	9	4	606	17	54	465	67	3	
13 6	Partitions, shelving, cabinet work, and office and store fixtures	24	23	368	13	26	294	33		2
14 10	Paving blocks and paving mixtures: asphalt, creosoted wood, and composition	14	3	172	3	17	145	1	6	
15 20	Pencils (except mechanical) and crayons	4	3	47	3	5	39			
16 9	Perfumes, cosmetics, and other toilet preparations	13	3	80	11	12	50	7		
17 8	Periodicals: publishing and printing	8	3	256	7	62	151	36		
18 8	Periodicals: publishing without printing	66	10	887	82	441	6	368		
19 10	Petroleum refining	3		813		180	594	27	12	
20 8	Photoengraving, not done in printing establishments (including preparation of plates)	24	14	420	36	48	291	45		
21 1	Pickled fruits and vegetables and vegetable sauces and seasonings	8	4	178	9	17	116	35	1	
22 5	Planing mills not operated in conjunction with sawmills	54	31	735	54	68	523	82		8
23 13	Pottery products not elsewhere classified	3	1	82	1	2	68	11		
24 1	Poultry dressing and packing, wholesale	13	7	168	11	11	139	6	1	
25 14	Power boilers and associated products	12	1	345	27	34	270	13		1
26 1	Prepared feeds (including mineral) for animals and fowls	12	5	344	15	24	207	55	9	34
27 1	Preserves, jams, jellies, and fruit butters	15	1	357	14	36	279	50		8
28 3	Processed waste and recovered wool fibers—contract factories	11	3	265	7	18	239	1		
29 3	Processed waste and recovered wool fibers—regular factories or jobbers engaging contractors	19	10	730	26	57	629	18		
30 20	Professional and scientific instruments (except surgical and dental)	14	2	318	19	41	241	17		
31 6	Public-building furniture	7	4	53	6	6	40	1		
32 17	Pumping equipment and air compressors	11	6	392	17	56	281	35		3
33 16	Radios, radio tubes, and phonographs	9		3,286	16	310	2,824	68	64	4
34 3	Rayon broad woven goods—regular factories or jobbers engaging contractors	5	2	1,561	3	102	1,742	14		
35 3	Rayon narrow fabrics	3	1	257	4	12	223	18		
36 17	Refrigerators, domestic (mechanical and absorption), refrigeration machinery and equipment, and complete air-conditioning units	6	2	41	2	7	30	1		1
37 4	Robes, lounging garments, and dressing gowns	3	1	49	1	6	41	1		
38 11	Rubber boots and shoes (including rubber-soled footwear with fabric uppers)	4		6,507	12	921	5,271	300	2	1
39 11	Rubber products not elsewhere classified	48	10	6,592	67	622	5,321	456	121	5
40 1	Salad dressings	4	1	152	6	15	79	49		3
41 1	Sausages, prepared meats, and other meat products—not made in meat-packing establishments	35	22	1,039	31	77	744	183	2	2
42 5	Sawmills, veneer mills, and cooperage-stock mills, including those combined with logging camps and with planing mills	10	12	205	4	16	178	7		
43 14	Saws	5	6	17			12	5		
44 14	Screw-machine products and wood screws	12	9	286	8	43	234	1		
45 17	Sewing machines, domestic and industrial	3	1	203	3	46	123	31		
46 15	Sheet-metal work not specifically classified	56	30	731	50	59	570	50		2
47 20	Signs, advertising displays, and advertising novelties	37	25	538	21	89	374	54		
48 3	Silk yarn and thread, spun or thrown—regular factories or jobbers engaging contractors	3		522	5	35	481	1		
49 15	Silverware and plated ware	9	1	420	15	64	294	47		
50 12	Small leather goods	6	3	440	4	18	390	28		
51 9	Soap and glycerin	19	2	2,064	21	497	1,456	89	1	
52 17	Special-industry machinery, not elsewhere classified	26	9	3,210	20	659	2,468	63		
53 20	Sporting and athletic goods not elsewhere classified	12	8	217	10	25	171	9	2	
54 14	Stamped and pressed-metal products (except automobile stampings)	19	8	767	24	77	627	35	4	
55 13	Statuary and art goods (except stone and concrete)—factory production <sup>a</sup>	8	4	90	12	5	70	3		
56 13	Steam and other packing; pipe and boiler covering	5	1	65	6	8	51			
57 14	Steel castings	3		336	4	57	266	8	1	
58 14	Stoves, ranges, water heaters, and hot-air furnaces (except electric)	4	2	736	13	39	445	39		
59 12	Suitcases, brief cases, bags, trunks, and other luggage	14	10	327	12	16	293	6		
60 20	Surgical and medical instruments	8	2	250	23	60	173	24		
61 20	Surgical supplies and equipment not elsewhere classified; orthopedic appliances	18	7	855	10	100	552	193		
62 9	Tanning materials, natural dyestuffs, mordants, assistants, and sizes	23	7	222	21	44	108	46	2	1
63 17	Textile machinery	28	11	1,363	39	124	1,072	115	6	7
64 14	Tin cans and other tinware not elsewhere classified <sup>a</sup>	8	1	559	9	99	413	36	2	
65 2	Tobacco (chewing and smoking) and snuff	3	2	28	6	2	18	2		

See footnotes at end of table.

## INDUSTRIAL AREAS, BY INDUSTRIES: 1939—Continued

SALARIES AND WAGES							COST OF MATERIALS, SUPPLIES, FUEL, PURCHASED ELECTRIC ENERGY, AND CONTRACT WORK					Value of products	Value added by manufacture <sup>4</sup>
Total <sup>1</sup>	Salaries of officers of corporations <sup>2</sup>	Manufacturing		Distribution	Con-struction	Other	Total	Materials and supplies	Fuel	Pur-chased electric energy	Contract work		
		Salaries <sup>3</sup>	Wages										

BOSTON INDUSTRIAL AREA—Continued													
Dollars	Dollars	Dollars	Dollars	Dollars	Dollars	Dollars	Dollars	Dollars	Dollars	Dollars	Dollars	Dollars	Dollars
188,681	43,864	108,922	1,308	34,587	1,281	22,020	326,236	17,495	244	856	307,641	683,964	357,728
1,903,815	259,840	194,723	630,020	795,931			2,765,756	2,062,722	45,480	56,254	1,300	7,302,874	4,537,118
283,269	29,262	25,298	217,358	11,351			438,951	406,567	23,098	9,063	223	868,511	429,560
214,598	34,627	21,630	122,083	35,658			372,406	361,793	2,464	6,518	1,631	751,116	378,710
211,014	22,190	28,564	140,853	19,407			179,756	164,942	11,518	3,296		487,479	307,723
160,491	47,820	13,814	89,557	9,300			172,365	164,595	2,374	3,168	2,228	368,204	195,839
( <sup>5</sup> )	( <sup>5</sup> )	( <sup>5</sup> )	( <sup>5</sup> )	( <sup>5</sup> )	( <sup>5</sup> )		( <sup>5</sup> )	( <sup>5</sup> )	( <sup>5</sup> )	( <sup>5</sup> )		( <sup>5</sup> )	( <sup>5</sup> )
( <sup>5</sup> )	( <sup>5</sup> )	( <sup>5</sup> )	( <sup>5</sup> )	( <sup>5</sup> )	( <sup>5</sup> )		( <sup>5</sup> )	( <sup>5</sup> )	( <sup>5</sup> )	( <sup>5</sup> )		( <sup>5</sup> )	( <sup>5</sup> )
2,060,154	401,107	236,553	741,546	673,711	5,827	10,410	5,599,352	5,480,557	51,595	66,900		10,642,654	5,043,302
3,483,377	152,276	438,555	2,503,161	154,184	235,201		8,428,338	6,773,820	1,291,840	362,678		14,161,922	5,733,584
5,438,800	513,154	686,476	3,590,914	596,763	40,268	11,225	12,290,212	12,031,062	111,397	123,732	18,021	21,402,770	9,112,558
1,051,070	139,846	123,323	619,724	163,383	4,794		1,050,455	1,004,682	21,104	25,269		2,703,720	1,653,265
558,624	52,104	35,751	411,802	56,871		2,096	762,450	744,626	3,390	11,255	3,188	1,611,000	848,541
276,439	8,877	35,989	219,673	3,900	8,000		1,214,454	1,144,206	45,472	22,534	2,242	2,049,469	835,015
( <sup>5</sup> )	( <sup>5</sup> )	( <sup>5</sup> )	( <sup>5</sup> )	( <sup>5</sup> )	( <sup>5</sup> )		( <sup>5</sup> )	( <sup>5</sup> )	( <sup>5</sup> )	( <sup>5</sup> )		( <sup>5</sup> )	( <sup>5</sup> )
( <sup>5</sup> )	( <sup>5</sup> )	( <sup>5</sup> )	( <sup>5</sup> )	( <sup>5</sup> )	( <sup>5</sup> )		( <sup>5</sup> )	( <sup>5</sup> )	( <sup>5</sup> )	( <sup>5</sup> )		( <sup>5</sup> )	( <sup>5</sup> )
519,710	41,044	126,700	248,307	103,659			234,290	215,008	1,754	11,026	6,502	1,039,691	805,401
1,501,384	430,321	654,392	5,672	410,999			2,126,276	474,605	2,430	3,226	1,646,015	5,088,513	2,962,237
( <sup>5</sup> )	( <sup>5</sup> )	( <sup>5</sup> )	( <sup>5</sup> )	( <sup>5</sup> )	( <sup>5</sup> )		( <sup>5</sup> )	( <sup>5</sup> )	( <sup>5</sup> )	( <sup>5</sup> )		( <sup>5</sup> )	( <sup>5</sup> )
975,270	192,344	70,077	608,444	104,405			175,862	138,515	1,719	19,037	16,591	1,464,217	1,288,355
( <sup>5</sup> )	( <sup>5</sup> )	( <sup>5</sup> )	( <sup>5</sup> )	( <sup>5</sup> )	( <sup>5</sup> )		( <sup>5</sup> )	( <sup>5</sup> )	( <sup>5</sup> )	( <sup>5</sup> )		( <sup>5</sup> )	( <sup>5</sup> )
1,086,871	167,970	113,318	607,049	131,164		7,370	1,352,034	1,217,941	10,936	56,082	67,075	2,970,430	1,618,396
( <sup>5</sup> )	( <sup>5</sup> )	( <sup>5</sup> )	( <sup>5</sup> )	( <sup>5</sup> )	( <sup>5</sup> )		( <sup>5</sup> )	( <sup>5</sup> )	( <sup>5</sup> )	( <sup>5</sup> )		( <sup>5</sup> )	( <sup>5</sup> )
158,227	26,840	11,532	105,247	14,208	400		1,825,298	1,811,267	7,830	6,201		2,105,045	279,747
618,978	141,707	63,237	386,031	26,481		1,522	863,868	793,348	12,276	20,153	38,091	1,681,942	818,074
531,273	100,800	45,373	229,729	109,570	8,038	37,763	4,758,116	4,665,508	38,616	53,992		6,119,811	1,361,695
511,478	60,885	62,630	257,603	114,750	1,392	14,238	3,148,411	3,114,555	24,429	9,427		4,518,043	1,369,632
282,324	29,800	27,836	223,988	700			118,194	58,670	23,469	31,524	4,531	592,577	474,383
597,045	166,008	99,147	584,586	47,304			4,675,663	4,515,936	57,075	57,343	44,409	6,163,570	1,487,907
474,614	90,376	75,690	280,268	28,280			350,805	337,710	2,900	7,753	2,442	1,074,956	724,151
72,273	14,280	8,288	40,175	530			68,042	53,479	2,159	2,011	9,493	173,426	105,384
( <sup>5</sup> )	( <sup>5</sup> )	( <sup>5</sup> )	( <sup>5</sup> )	( <sup>5</sup> )	( <sup>5</sup> )		( <sup>5</sup> )	( <sup>5</sup> )	( <sup>5</sup> )	( <sup>5</sup> )		( <sup>5</sup> )	( <sup>5</sup> )
3,418,897	132,403	576,748	2,418,368	160,962	126,100	4,316	3,793,014	3,647,067	43,982	93,106	8,859	9,209,244	5,416,230
( <sup>5</sup> )	( <sup>5</sup> )	( <sup>5</sup> )	( <sup>5</sup> )	( <sup>5</sup> )	( <sup>5</sup> )		( <sup>5</sup> )	( <sup>5</sup> )	( <sup>5</sup> )	( <sup>5</sup> )		( <sup>5</sup> )	( <sup>5</sup> )
( <sup>5</sup> )	( <sup>5</sup> )	( <sup>5</sup> )	( <sup>5</sup> )	( <sup>5</sup> )	( <sup>5</sup> )		( <sup>5</sup> )	( <sup>5</sup> )	( <sup>5</sup> )	( <sup>5</sup> )		( <sup>5</sup> )	( <sup>5</sup> )
52,710	9,640	9,941	31,315	1,034		780	65,048	61,495	1,768	1,282	503	137,296	72,248
37,704	4,063	7,596	24,567	1,478			121,165	99,164		598	21,403	189,363	68,198
8,538,239	102,293	1,460,015	6,301,234	608,187	3,270	3,240	6,733,732	6,271,060	168,347	286,206	8,119	19,304,073	12,570,341
8,254,119	602,609	1,078,181	5,293,657	1,124,419	147,182	8,071	17,944,038	16,934,676	458,283	417,643	133,436	33,278,465	15,334,427
( <sup>5</sup> )	( <sup>5</sup> )	( <sup>5</sup> )	( <sup>5</sup> )	( <sup>5</sup> )	( <sup>5</sup> )		( <sup>5</sup> )	( <sup>5</sup> )	( <sup>5</sup> )	( <sup>5</sup> )		( <sup>5</sup> )	( <sup>5</sup> )
1,398,583	174,354	127,810	810,452	278,678	4,262	3,027	9,938,052	9,825,227	52,341	60,484		12,863,984	2,925,932
246,572	33,350	21,068	183,969	8,185			770,325	747,656	5,851	8,290	8,528	1,284,264	513,939
20,714	( <sup>5</sup> )	( <sup>5</sup> )	14,456	6,258			19,362	16,904	1,223	485		60,089	40,727
( <sup>5</sup> )	( <sup>5</sup> )	( <sup>5</sup> )	( <sup>5</sup> )	( <sup>5</sup> )	( <sup>5</sup> )		( <sup>5</sup> )	( <sup>5</sup> )	( <sup>5</sup> )	( <sup>5</sup> )		( <sup>5</sup> )	( <sup>5</sup> )
( <sup>5</sup> )	( <sup>5</sup> )	( <sup>5</sup> )	( <sup>5</sup> )	( <sup>5</sup> )	( <sup>5</sup> )		( <sup>5</sup> )	( <sup>5</sup> )	( <sup>5</sup> )	( <sup>5</sup> )		( <sup>5</sup> )	( <sup>5</sup> )
1,060,584	195,764	99,058	699,278	90,751		1,733	1,320,812	1,261,877	17,585	23,547	17,803	2,976,931	1,656,119
753,133	78,079	120,367	443,677	111,010			727,981	686,693	5,637	12,833	22,818	1,880,881	1,161,900
( <sup>5</sup> )	( <sup>5</sup> )	( <sup>5</sup> )	( <sup>5</sup> )	( <sup>5</sup> )	( <sup>5</sup> )		( <sup>5</sup> )	( <sup>5</sup> )	( <sup>5</sup> )	( <sup>5</sup> )		( <sup>5</sup> )	( <sup>5</sup> )
( <sup>5</sup> )	( <sup>5</sup> )	( <sup>5</sup> )	( <sup>5</sup> )	( <sup>5</sup> )	( <sup>5</sup> )		( <sup>5</sup> )	( <sup>5</sup> )	( <sup>5</sup> )	( <sup>5</sup> )		( <sup>5</sup> )	( <sup>5</sup> )
( <sup>5</sup> )	( <sup>5</sup> )	( <sup>5</sup> )	( <sup>5</sup> )	( <sup>5</sup> )	( <sup>5</sup> )		( <sup>5</sup> )	( <sup>5</sup> )	( <sup>5</sup> )	( <sup>5</sup> )		( <sup>5</sup> )	( <sup>5</sup> )
( <sup>5</sup> )	( <sup>5</sup> )	( <sup>5</sup> )	( <sup>5</sup> )	( <sup>5</sup> )	( <sup>5</sup> )		( <sup>5</sup> )	( <sup>5</sup> )	( <sup>5</sup> )	( <sup>5</sup> )		( <sup>5</sup> )	( <sup>5</sup> )
990,756	78,316	135,238	719,911	53,561	3,730		971,515	905,511	24,750	25,441	15,513	2,456,513	1,455,298
104,095	20,242	5,427	75,686	2,740			122,869	119,223	1,598	2,048		337,584	214,715
( <sup>5</sup> )	( <sup>5</sup> )	( <sup>5</sup> )	( <sup>5</sup> )	( <sup>5</sup> )	( <sup>5</sup> )		( <sup>5</sup> )	( <sup>5</sup> )	( <sup>5</sup> )	( <sup>5</sup> )		( <sup>5</sup> )	( <sup>5</sup> )
( <sup>5</sup> )	( <sup>5</sup> )	( <sup>5</sup> )	( <sup>5</sup> )	( <sup>5</sup> )	( <sup>5</sup> )		( <sup>5</sup> )	( <sup>5</sup> )	( <sup>5</sup> )	( <sup>5</sup> )		( <sup>5</sup> )	( <sup>5</sup> )
( <sup>5</sup> )	( <sup>5</sup> )	( <sup>5</sup> )	( <sup>5</sup> )	( <sup>5</sup> )	( <sup>5</sup> )		( <sup>5</sup> )	( <sup>5</sup> )	( <sup>5</sup> )	( <sup>5</sup> )		( <sup>5</sup> )	( <sup>5</sup> )
( <sup>5</sup> )	( <sup>5</sup> )	( <sup>5</sup> )	( <sup>5</sup> )	( <sup>5</sup> )	( <sup>5</sup> )		( <sup>5</sup> )	( <sup>5</sup> )	( <sup>5</sup> )	( <sup>5</sup> )		( <sup>5</sup> )	( <sup>5</sup> )
845,314	129,043	62,171	591,073	62,427			995,250	862,908	58,618	28,680	45,044	2,165,686	1,170,436
284,992	51,918	19,583	207,926	5,565			501,126	495,762	614	3,605	1,145	972,045	470,919
384,334	107,508	86,381	164,651	25,794			411,721	404,677	1,903	4,763	378	1,022,807	611,086
( <sup>5</sup> )	( <sup>5</sup> )	( <sup>5</sup> )	( <sup>5</sup> )	( <sup>5</sup> )	( <sup>5</sup> )		( <sup>5</sup> )	( <sup>5</sup> )	( <sup>5</sup> )	( <sup>5</sup> )		( <sup>5</sup> )	( <sup>5</sup> )
( <sup>5</sup> )	( <sup>5</sup> )	( <sup>5</sup> )	( <sup>5</sup> )	( <sup>5</sup> )	( <sup>5</sup> )		( <sup>5</sup> )	( <sup>5</sup> )	( <sup>5</sup> )	( <sup>5</sup> )		( <sup>5</sup> )	( <sup>5</sup> )
1,818,299	254,001	238,939	1,121,204	191,202	5,977	6,976	2,157,125	2,072,341	37,807	39,218	7,759	4,949,085	2,791,960
740,596	69,920	163,898	436,284	62,046	8,448		2,439,422	2,383,702	19,044	24,562	12,114	3,895,951	1,456,529
( <sup>5</sup> )	( <sup>5</sup> )	( <sup>5</sup> )	( <sup>5</sup> )	( <sup>5</sup> )	( <sup>5</sup> )		( <sup>5</sup> )	( <sup>5</sup> )	( <sup>5</sup> )	( <sup>5</sup> )		( <sup>5</sup> )	( <sup>5</sup> )
( <sup>5</sup> )	( <sup>5</sup> )	( <sup>5</sup> )	( <sup>5</sup> )	( <sup>5</sup> )	( <sup>5</sup> )		( <sup>5</sup> )	( <sup>5</sup> )	( <sup>5</sup> )	( <sup>5</sup> )		( <sup>5</sup> )	( <sup>5</sup> )

TABLE 9.—GENERAL STATISTICS FOR

Group No.	INDUSTRY	*Number of establishments	*Proprietors and firm members	*PERSONS EMPLOYED IN MANUFACTURING ESTABLISHMENTS <sup>1</sup>						
				Total <sup>2</sup>	Salaried officers of corporations <sup>3</sup>	Manufacturing		Distribution	Construction	Other
						Salaried employees <sup>4</sup>	Wage earners (average for year) <sup>5</sup>			
BOSTON INDUSTRIAL AREA—Continued										
14	Tools (except edge tools, machine tools, files, and saws).....	16	8	409	17	69	289	34		
4	Trimmings (not made in textile mills), stamped art goods, and art needlework—contract factories <sup>6</sup> .....	10	12	207	3	7	191	4		2
4	Trousers (semidress), wash suits, and washable service apparel.....	15	15	425	8	12	394	11		
6	Upholstered household furniture.....	44	26	696	53	44	572	19		8
6	Window and door screens and weather strip.....	12	10	79	4	4	63	8		
6	Window shades.....	17	19	121	3	6	66	46		
14	Wirework not elsewhere classified.....	18	8	532	17	35	457	23		
16	Wiring devices and supplies.....	6	1	601	10	56	514	21		
4	Women's and misses' blouses and waists—made in contract factories.....	3	3	67		1	66			
4	Women's and misses' blouses and waists—made in inside factories or by jobbers engaging contractors <sup>6</sup> .....	11	6	340	10	17	300	13		
4	Women's and misses' clothing, not elsewhere classified—made in inside factories or by jobbers engaging contractors.....	3	1	108	3	3	98	4		
4	Women's and misses' dresses (except house dresses)—made in contract factories.....	36	45	908	8	11	888			1
4	Women's and misses' dresses (except house dresses)—made in inside factories or by jobbers engaging contractors.....	49	15	2,578	72	125	2,253	127		1
4	Women's, children's, and infants' underwear and nightwear of cotton and flannelette woven fabrics.....	4	5	64	1	3	58	2		
4	Women's, children's, and infants' underwear and nightwear of knitted fabrics.....	7	4	367	7	14	341	5		
4	Women's, children's, and infants' underwear and nightwear of silk and rayon woven fabrics.....	10	7	284	11	10	254	9		
12	Women's pocketbooks, handbags, and purses.....	5	3	111	7	6	89	9		
6	Wooden boxes except cigar boxes.....	14	3	447	13	37	374	12		11
6	Wood products not elsewhere classified.....	23	15	547	18	39	466	24		
17	Woodworking machinery.....	4	1	182	5	19	146	12		
3	Woolen and worsted manufactures—contract factories.....	13	2	1,797	20	86	1,649	29	11	2
3	Woolen and worsted manufactures—regular factories or jobbers engaging contractors.....	47	3	30,182	47	1,468	28,623	35	3	6
4	Work clothing (except work shirts), sport garments (except leather), and other men's and boys' apparel, not elsewhere classified.....	35	26	1,272	23	74	1,118	53		4
	Other industries <sup>6</sup> .....	1,087	435	80,870	1,128	10,806	63,117	4,583	780	456
OTHER INDUSTRIES, BY INDUSTRY GROUPS <sup>6</sup>										
1	Food and kindred products.....	99	36	6,445	84	625	4,764	623	180	169
2	Tobacco manufactures.....	14	9	260	14	20	207	19		
3	Textile-mill products and other fiber manufactures.....	86	26	10,051	96	666	9,058	223	6	2
4	Apparel and other finished products made from fabrics and similar materials.....	194	102	7,712	192	374	6,726	419		1
6	Furniture and finished lumber products.....	11	6	170	9	19	133	9		
7	Paper and allied products.....	23	6	1,036	26	100	850	49		11
8	Printing, publishing, and allied industries.....	55	20	4,216	72	1,106	2,642	396		
9	Chemicals and allied products.....	103	22	4,307	91	753	2,826	409	207	21
10	Products of petroleum and coal.....	10	1	2,284	2	270	1,859	126	27	
12	Leather and leather products.....	25	17	586	16	35	492	43		
13	Stone, clay, and glass products.....	42	15	977	36	92	771	63	15	
14	Iron and steel and their products, except machinery.....	118	50	5,921	144	823	4,490	354	21	89
15	Nonferrous metals and their products.....	36	18	3,761	49	298	3,007	330		77
16	Electrical machinery.....	41	13	10,924	48	2,679	7,684	238	202	73
17	Machinery (except electrical).....	83	23	7,101	106	1,124	5,277	583		11
20	Miscellaneous industries.....	109	56	5,332	102	513	4,102	499	116	
18	Automobiles and automobile equipment.....	17								
19	Transportation equipment except automobiles.....	21	15	9,787	41	1,309	8,229	200	6	2
PROVIDENCE-FALL RIVER-NEW BEDFORD INDUSTRIAL AREA										
43	All industries, total.....	2,036	1,203	174,307	1,802	13,747	153,013	4,334	734	677
13	Abrasive wheels, stones, paper, cloth, and related products.....	3	1	76	3	8	55	10		
15	Alloying and rolling and drawing of nonferrous metals, except aluminum.....	8		1,984	12	259	1,597	92	18	6
3	Artificial leather and oilcloth.....	4		321	7	33	272	9		
8	Bookbinding and related industries.....	5	3	31	2	3	25	1		
8	Books: printing without publishing.....	9	6	171	15	33	116	7		
12	Boot and shoe cut stock and findings.....	11	4	393	8	48	332	5		
1	Bread and other bakery products (except biscuit, crackers, and pretzels).....	246	251	2,805	35	195	2,300	239	3	33
20	Brooms.....	4	3	17	1	3	11	2		
3	Carpets, rugs, and mats made from such materials as paper fiber, grass, jute, flax, sisal, cotton, cocoa fiber, and rags.....	4	5	127		7	120			
9	Chemicals not elsewhere classified.....	8	2	243	13	24	135	32	3	36
2	Cigars.....									
9	Cleaning and polishing preparations, blackings, and dressings.....	5	5	33		1	31	1		
4	Coats, suits, and skirts (except fur coats)—made in contract factories.....	3	2	105	3	13	68	21		
14	Cold-rolled steel sheets and strip and cold finished steel bars made in plants not operated in connection with hot-rolling mills.....	3	3	126	1	7	118			
13	Concrete products.....	3		312	9	55	219	9	20	
		10	2	119	9	9	93	7		1

See footnotes at end of table.

## MASSACHUSETTS

441

## INDUSTRIAL AREAS, BY INDUSTRIES: 1939—Continued

SALARIES AND WAGES							COST OF MATERIALS, SUPPLIES, FUEL, PURCHASED ELECTRIC ENERGY, AND CONTRACT WORK					Value of products	Value added by manu- facture *
Total 1	Salaries of officers of corporations 2	Manufacturing		Distri- bution	Con- struc- tion	Other	Total	Materials and supplies	Fuel	Pur- chased electric energy	Contract work		
		Salaries 3	Wages										

## BOSTON INDUSTRIAL AREA—Continued

Dollars 633,279	Dollars 73,695	Dollars 132,999	Dollars 374,476	Dollars 52,109	Dollars	Dollars	Dollars 711,701	Dollars 647,692	Dollars 19,582	Dollars 33,020	Dollars 11,407	Dollars 1,873,538	Dollars 1,161,837	1
168,797	18,000	8,238	136,614	2,378	-----	2,907	40,544	34,943	693	4,908	-----	322,903	282,359	2
480,589	54,302	24,275	379,141	22,871	-----	-----	1,177,724	1,012,594	2,863	4,938	157,329	1,844,978	667,254	3
921,558	220,909	56,095	597,133	39,408	-----	8,013	1,599,118	1,584,026	2,126	11,716	1,250	2,924,923	1,325,805	4
88,000	7,387	4,815	67,751	8,047	-----	-----	133,126	170,228	756	3,092	50	341,872	158,746	5
167,462	19,700	8,448	65,010	74,304	-----	-----	309,323	303,292	1,600	3,401	1,030	598,838	289,515	6
560,367	79,385	58,172	390,401	32,400	-----	-----	735,528	705,792	5,642	19,068	5,026	1,769,554	1,034,026	7
760,674 (*)	106,767	134,111 (*)	490,005 (*)	29,791	-----	-----	724,944 (*)	687,698 (*)	19,401	17,845 (*)	-----	2,194,450 (*)	1,469,506 (*)	8
304,901	27,180	17,833	244,209	15,679	-----	-----	732,966	664,409	-----	5,027	63,530	1,247,196	514,230	10
(*)	(*)	(*)	(*)	(*)	-----	-----	(*)	(*)	-----	(*)	-----	(*)	(*)	11
921,397	38,726	16,537	865,880	-----	-----	245	133,521	114,517	1,522	16,914	568	1,277,341	1,143,820	12
(*)	(*)	(*)	(*)	(*)	-----	(*)	(*)	(*)	(*)	(*)	(*)	(*)	(*)	13
(*)	(*)	(*)	(*)	(*)	-----	-----	(*)	(*)	-----	(*)	(*)	(*)	(*)	14
(*)	(*)	(*)	(*)	(*)	-----	-----	(*)	(*)	-----	(*)	(*)	(*)	(*)	15
268,887	44,454	13,360	193,347	17,720	-----	-----	685,278	653,613	275	4,863	26,527	1,116,386	431,108	16
125,152	10,830	13,248	71,814	20,260	-----	-----	215,054	213,739	548	767	-----	406,106	191,052	17
519,469	63,030	61,638	355,467	21,057	-----	18,277	742,235	722,534	11,629	8,072	-----	1,508,876	766,041	18
403,260	71,311	69,448	441,021	21,480	-----	-----	764,973	742,432	4,642	14,287	3,612	1,737,555	972,582	19
(*)	(*)	(*)	(*)	(*)	-----	-----	(*)	(*)	(*)	(*)	(*)	(*)	(*)	20
2,285,815	238,243	209,236	1,775,265	42,819	15,142	5,110	572,005	336,923	165,517	66,305	3,260	3,914,956	3,342,951	21
80,571,000	359,985	2,712,615	27,380,702	104,064	5,076	8,558	77,332,930	73,999,600	1,059,512	373,065	1,000,753	121,296,353	43,963,423	22
1,203,080	77,324	110,471	898,638	112,152	-----	4,495	2,432,139	2,331,655	31,201	19,983	49,300	4,361,363	1,920,224	23
118,853,952	6,750,896	21,887,661	79,076,368	9,404,922	1,146,390	578,715	247,789,328	235,143,086	4,955,575	2,909,849	4,780,818	473,269,125	225,479,797	24
8,629,707	428,823	1,116,318	5,547,312	1,119,440	244,745	173,069	48,104,755	47,162,080	714,358	228,317	-----	67,404,215	19,299,460	25
333,278	97,340	27,029	167,804	41,045	-----	-----	680,227	673,046	2,802	4,379	-----	1,217,587	537,360	26
11,107,360	724,591	1,234,575	8,570,023	626,687	10,000	1,484	22,917,800	22,057,605	348,287	380,315	131,593	42,484,436	19,566,636	27
8,152,136	980,652	582,111	5,828,636	759,361	-----	1,376	19,909,010	17,731,152	9,040	109,707	2,050,111	32,624,187	12,714,577	28
166,888	26,704	24,201	103,184	12,799	-----	-----	240,443	239,589	2,395	3,072	1,087	480,164	233,721	29
1,381,573	153,180	185,609	900,273	127,945	-----	14,557	3,117,897	3,021,955	45,108	36,049	14,785	6,394,881	3,276,984	30
6,124,455	503,845	1,850,997	2,858,488	969,105	-----	-----	5,559,548	5,123,780	41,188	60,867	2,330,713	17,675,497	12,118,940	31
7,446,785	544,935	1,625,817	3,963,578	933,126	340,078	30,101	27,800,344	26,723,957	624,210	451,760	387	58,732,485	30,932,141	32
4,020,948	3,954	638,509	2,993,018	361,890	28,571	-----	31,595,706	30,171,655	1,132,790	286,938	4,323	39,720,326	8,124,020	33
629,278	90,853	61,123	396,661	74,611	-----	-----	1,112,308	1,091,418	3,973	9,803	7,174	2,170,031	1,057,663	34
1,441,658	197,353	163,683	943,627	112,651	24,344	-----	2,030,066	1,804,447	126,750	96,499	2,370	5,029,049	2,998,983	35
9,338,982	903,179	1,583,742	5,840,737	731,854	33,647	185,823	10,878,940	9,647,995	767,319	399,670	63,956	30,703,515	19,824,573	36
5,122,490	346,911	641,305	3,523,749	555,006	-----	25,465	6,153,359	6,019,275	65,145	65,415	3,524	14,433,095	8,270,730	37
19,559,934	387,865	6,205,007	11,996,203	530,601	318,663	131,475	14,753,269	13,979,936	526,297	233,725	13,311	51,313,271	30,560,002	38
11,706,130	668,659	1,997,498	8,039,050	987,643	-----	13,280	8,883,491	8,417,020	231,785	127,602	107,084	26,474,623	17,591,132	39
6,552,836	450,568	916,729	4,144,173	906,551	134,815	-----	11,663,284	11,388,266	120,415	146,509	8,094	22,899,975	11,236,691	40
17,021,578	175,345	3,038,288	13,289,792	524,541	11,527	2,085	32,385,221	31,889,580	193,113	269,222	33,306	53,511,788	21,126,567	41

## PROVIDENCE-FALL RIVER-NEW BEDFORD INDUSTRIAL AREA

102,374,961	11,408,490	24,227,388	140,084,673	8,715,257	1,094,156	844,997	348,806,053	331,241,038	6,850,373	7,866,633	2,818,009	663,917,458	315,111,405	43
(*)	(*)	(*)	(*)	(*)	-----	-----	(*)	(*)	(*)	(*)	-----	(*)	(*)	44
3,032,589	143,160	477,074	2,164,713	207,756	32,833	7,053	12,697,051	12,333,730	172,234	164,807	26,280	18,646,469	5,949,418	45
388,895	50,008	55,168	266,413	17,306	-----	-----	1,463,598	1,232,186	35,316	21,115	174,981	2,134,055	670,457	46
36,732	6,585	4,072	21,780	4,300	-----	-----	24,844	23,388	216	844	396	80,452	55,608	47
317,818	76,270	66,040	163,838	11,670	-----	-----	289,769	277,673	1,155	5,634	5,307	776,812	487,043	48
495,670	29,402	112,849	348,800	4,628	-----	-----	973,501	934,822	10,517	23,271	4,981	2,406,836	1,433,245	49
3,703,160	145,968	365,747	2,860,609	264,396	2,078	64,362	6,538,807	6,217,538	196,615	124,654	-----	13,729,101	7,190,294	50
15,934	2,600	2,793	7,930	2,611	-----	-----	27,776	27,213	254	309	-----	54,567	26,701	51
97,521	-----	12,887	84,634	-----	-----	-----	143,747	134,325	-----	3,383	6,039	284,437	140,690	52
355,960	50,128	49,257	173,785	34,318	3,623	44,849	626,517	520,001	48,388	58,178	-----	1,195,964	569,447	53
22,599	-----	1,300	19,999	1,300	-----	-----	45,381	44,397	717	267	-----	84,767	39,386	54
(*)	(*)	(*)	(*)	(*)	-----	-----	(*)	(*)	(*)	(*)	-----	(*)	(*)	55
75,090	2,080	5,280	67,730	-----	-----	-----	4,916	3,076	473	1,367	-----	112,266	107,350	56
(*)	(*)	(*)	(*)	(*)	-----	-----	(*)	(*)	(*)	(*)	-----	(*)	(*)	57
167,140	22,609	10,124	122,363	10,788	-----	1,306	409,822	397,225	3,603	8,994	-----	792,713	382,891	58

TABLE 9.—GENERAL STATISTICS FOR

Group No.	INDUSTRY	*Number of establishments	*Proprietors and firm members	*PERSONS EMPLOYED IN MANUFACTURING ESTABLISHMENTS 1						
				Total 2	Salaried officers of corporations 2	Manufacturing		Distri-bution	Con-struction	Other
						Salaried employ-ees 2	Wage earners (average for year) 2			
PROVIDENCE-FALL RIVER-NEW BEDFORD INDUSTRIAL AREA—Con.										
1 20	Costume jewelry and costume novelties (jewelry other than fine jewelry) *	110	83	8,680	94	709	7,689	139	49	
2 3	Cotton broad woven goods	42	1	22,981	50	695	22,136	45		55
3 3	Cotton narrow fabrics	42	21	3,308	42	242	2,973	41		10
4 3	Cotton thread	7	2	5,124	7	415	4,680	22		
5 3	Cotton yarn	11		4,534	22	137	4,368	7		
6 4	Curtains, draperies, and bedspreads—made in regular factories or by jobbers engaging contractors	15	9	988	10	56	892	30		
7 7	Die-cut paper and paperboard, and converted cardboard	3		160	5	19	136			
8 9	Drugs and medicines (including drug grinding)	4	1	40	3	10	14	13		
9 3	Dyeing and finishing cotton, rayon, silk, and linen textiles	38		8,621	62	946	7,481	119	12	1
10 15	Electroplating, plating, and polishing	23	18	248	6	16	223	2	1	
11 15	Engraving on metal (except for printing purposes)	8	8	66	1	4	61			
12 8	Engraving (steel, copperplate, and wood); plate printing	11	8	149	10	6	131	2		
13 20	Fabricated plastic products, not elsewhere classified	4	2	209	6	8	193	2		
14 14	Fabricated structural steel and ornamental metalwork, made in plants not operated in connection with rolling mills	6	5	143	5	27	98	13		
15 7	Fiber cans, tubes, and similar products	7	6	644	8	56	570	9		1
16 1	Flavoring extracts and flavoring sirups, not elsewhere classified	6	2	27	6	7	10	4		
17 12	Footwear (except rubber)	5	1	456	5	36	413	2		
18 8	General commercial (job) printing	76	58	659	51	81	489	38		
19 16	Generating, distribution, and industrial apparatus, and apparatus for incorporation in manufactured products, not elsewhere classified	3		60	7	9	43	1		
20 14	Gray-iron and semisteel castings	12	18	403	8	16	377	1	1	
21 20	Hand stamps, stencils, and brands	5	1	56	7	5	29	15		
22 4	House dresses, uniforms, and aprons—made in contract factories	4	2	347	1	11	334		1	
23 4	House dresses, uniforms, and aprons—made in inside factories or by jobbers engaging contractors	6	4	2,323	6	66	2,178	59		14
24 4	Housefurnishings (except curtains, draperies, and bedspreads)	3	1	255		20	235			
25 1	Ice cream and ices	39	34	271	16	22	139	56		38
26 1	Ice, manufactured	18	8	143	8	17	78	40		
27 9	Insecticides, fungicides, and related industrial and household chemical compounds	3		28	3	6	15	4		
28 16	Insulated wire and cable	10	2	1,765	9	187	1,502	28	39	
29 15	Jewelers' findings and materials *	63	37	2,823	74	265	2,355	123	4	2
30 15	Jewelry (precious metals) *	94	46	5,194	116	654	4,239	170	12	3
31 3	Knitted cloth	6	4	185	10	17	155	2	1	
32 3	Lace goods	9	3	831	9	52	748	22		
33 1	Macaroni, spaghetti, vermicelli, and noodles	10	11	55	3	5	37	8	1	1
34 8	Machine and hand typesetting (including advertisement typesetting)	3	3	45	7	5	32	1		
35 17	Machine-shop products, not elsewhere classified	20	12	955	14	34	813	92		2
36 17	Machine-shop repairs	20	23	108	6	14	87	1		
37 17	Machine-tool and other metalworking-machinery accessories, metal-cutting and shaping tools, and machinists' precision tools	18	5	1,924	28	232	1,429	157	2	76
38 17	Machine tools	3		4,706	22	855	3,258	176	176	219
39 1	Malt liquors	6		649	15	47	425	161		1
40 6	Mattresses and bedsprings	8	6	175	13	9	138	14		
41 17	Measuring instruments, mechanical (except electrical measuring instruments, watches, and clocks)	3		422	6	82	286	48		
42 1	Meat packing, wholesale	5	9	60	3	2	40	15		
43 17	Mechanical power-transmission equipment	3		104	6	13	80	2		3
44 4	Men's and boys' shirts (except work shirts), collars, and nightwear—made in inside factories or by jobbers engaging contractors	5	1	1,774	3	57	1,711	3		
45 4	Men's and boys' suits, coats, and overcoats (except work clothing)—made in inside factories or by jobbers engaging contractors	6	4	947	8	35	863	35	6	
46 4	Millinery	3		82	3	9	69	1		
47 20	Miscellaneous fabricated products not elsewhere classified	15	13	1,111	11	128	951	21		
48 20	Models and patterns (except paper patterns)	8	9	48		6	42			
49 13	Monuments, tombstones, cut-stone, and stone products not elsewhere classified	7	3	82	11	12	52	7		
50 8	Newspapers: publishing and printing	17	8	1,455	25	598	673	159		
51 1	Nonalcoholic beverages	40	34	443	23	49	176	177		18
52 15	Nonferrous-metal foundries (except aluminum)	11	15	49	1	2	45	1		
53 20	Ophthalmic goods: lenses and fittings	10	2	899	22	89	733	25	10	
54 9	Paints, varnishes, and lacquers	13	1	273	15	52	153	50		3
55 7	Paperboard containers and boxes not elsewhere classified	26	14	1,194	25	114	1,008	41	2	4
56 6	Partitions, shelving, cabinet work, and office and store fixtures	3		49	5	5	35	4		
57 10	Paving blocks and paving mixtures: asphalt, creosoted wood, and composition	5		64		9	33	22		
58 8	Periodicals: publishing without printing	4	2	18	1	9	1	7		
59 8	Photoengraving, not done in printing establishments (including preparation of plates)	8	5	104	8	18	72	6		
60 5	Planing mills not operated in conjunction with sawmills	20	10	356	23	46	266	17	2	2
61 1	Poultry dressing and packing, wholesale	4	5	15		1	14			
62 14	Power boilers and associated products	4	3	79	2	12	61	4		
63 3	Processed waste and recovered wool fibers—contract factories	3		106	1	10	95			
64 3	Processed waste and recovered wool fibers—regular factories or jobbers engaging contractors	8	6	147	7	11	125	4		
65 3	Rayon broad woven goods—contract factories	8	6	651	6	18	627			

See footnotes at end of table.

## MASSACHUSETTS

443

## INDUSTRIAL AREAS, BY INDUSTRIES: 1939—Continued

SALARIES AND WAGES							COST OF MATERIALS, SUPPLIES, FUEL, PURCHASED ELECTRIC ENERGY, AND CONTRACT WORK					Value of products	Value added by manu- facture <sup>4</sup>
Total <sup>1</sup>	Salaries of officers of corporations <sup>2</sup>	Manufacturing		Distri- bution	Con- struc- tion	Other	Total	Materials and supplies	Fuel	Pur- chased electric energy	Contract work		
		Salaries <sup>3</sup>	Wages										

PROVIDENCE-FALL RIVER-NEW BEDFORD INDUSTRIAL AREA—Continued														
Dollars 8,117,676 21,398,333 3,307,063 ( <sup>3</sup> ) 2,803,703	Dollars 646,278 307,140 239,218 ( <sup>3</sup> ) 138,534	Dollars 1,025,228 1,323,208 382,748 ( <sup>3</sup> ) 267,191	Dollars 6,055,930 19,476,265 2,589,212 ( <sup>3</sup> ) 3,376,898	Dollars 318,845 151,812 87,760 ( <sup>3</sup> ) 21,080	Dollars 71,395 ----- ----- ----- -----	Dollars ----- 49,908 8,125 ----- -----	Dollars 8,431,450 27,748,551 4,702,583 ( <sup>3</sup> ) 6,493,736	Dollars 8,126,666 25,392,702 4,451,345 ( <sup>3</sup> ) 6,019,797	Dollars 59,205 792,029 86,176 ( <sup>3</sup> ) 83,600	Dollars 118,012 1,559,646 146,106 ( <sup>3</sup> ) 390,339	Dollars 127,567 4,174 18,956 ( <sup>3</sup> ) -----	Dollars 20,720,510 58,115,984 9,697,773 ( <sup>3</sup> ) 11,515,729	Dollars 12,289,060 30,307,433 4,995,190 ( <sup>3</sup> ) 5,021,993	1 2 3 4 5
676,414 ( <sup>3</sup> ) 63,246 11,375,334 293,176	48,935 ( <sup>3</sup> ) 15,893 544,783 38,530	69,309 ( <sup>3</sup> ) 15,209 1,905,744 27,192	481,521 ( <sup>3</sup> ) 10,632 8,577,637 223,074	76,659 ----- 21,522 329,772 2,880	----- ----- 15,278 1,500 -----	----- ----- 2,120 ----- -----	3,528,200 ----- 51,476 13,655,654 194,747	3,476,340 ( <sup>3</sup> ) 49,140 12,130,255 177,567	441 ( <sup>3</sup> ) 1,832 1,248,578 5,464	10,227 ( <sup>3</sup> ) 504 274,852 10,603	41,192 ----- 1,969 1,113	4,689,082 ( <sup>3</sup> ) 159,281 29,892,090 726,493	1,160,882 ( <sup>3</sup> ) 107,805 16,226,436 531,740	6 7 8 9 10
105,467 210,985 ( <sup>3</sup> )	9,298 22,232 ( <sup>3</sup> )	5,845 7,786 ( <sup>3</sup> )	90,324 177,099 ( <sup>3</sup> )	3,868 ----- -----	----- ----- -----	----- ----- -----	10,010 19,591 ( <sup>3</sup> )	6,084 14,196 ( <sup>3</sup> )	708 1,614 ( <sup>3</sup> )	822 3,140 641	2,996 ----- -----	169,588 272,464 ( <sup>3</sup> )	158,978 252,873 ( <sup>3</sup> )	11 12 13
269,080 671,428	28,648 53,018	56,580 77,082	156,858 520,671	27,504 19,613	----- -----	1,144 -----	369,892 509,187	359,019 443,970	2,777 50,248	6,683 14,969	1,413 -----	830,474 1,369,295	460,582 860,108	14 15
44,141 432,815 868,859	17,558 23,038 164,970	8,980 45,616 106,211	9,427 352,184 545,604	8,176 11,977 53,068	----- ----- -----	----- ----- -----	138,076 841,618 768,911	136,146 833,904 673,071	1,349 1,660 10,458	581 6,054 25,462	----- ----- 59,920	247,361 1,438,471 2,185,796	109,285 596,853 1,416,885	16 17 18
91,627 576,182	26,656 50,555	18,535 31,791	41,686 491,236	4,750 780	----- 1,820	----- -----	174,850 380,245	171,866 270,357	1,570 43,659	1,414 14,396	51,833 -----	363,207 1,181,452	188,357 801,207	19 20
70,538 241,396	18,050 2,080	6,941 23,376	40,411 214,120	14,136 -----	1,820 -----	----- -----	34,289 24,755	29,744 19,623	480 640	1,441 4,492	2,624 -----	245,816 347,725	211,527 322,970	21 22
( <sup>3</sup> ) ( <sup>3</sup> ) 351,880	( <sup>3</sup> ) ( <sup>3</sup> ) 46,999	( <sup>3</sup> ) ( <sup>3</sup> ) 31,181	( <sup>3</sup> ) ( <sup>3</sup> ) 144,040	( <sup>3</sup> ) ( <sup>3</sup> ) 67,582	----- -----	( <sup>3</sup> ) -----	( <sup>3</sup> ) -----	( <sup>3</sup> ) -----	( <sup>3</sup> ) -----	( <sup>3</sup> ) -----	( <sup>3</sup> ) -----	( <sup>3</sup> ) -----	( <sup>3</sup> ) -----	23 24 25
208,391 ( <sup>3</sup> )	36,543 ( <sup>3</sup> )	22,971 ( <sup>3</sup> )	93,544 ( <sup>3</sup> )	55,333 ( <sup>3</sup> )	----- -----	----- -----	163,219 ( <sup>3</sup> )	23,789 ( <sup>3</sup> )	23,257 ( <sup>3</sup> )	116,173 ( <sup>3</sup> )	----- -----	700,754 ( <sup>3</sup> )	537,535 ( <sup>3</sup> )	26 27
2,002,756 3,787,915 6,489,196	107,350 622,344 637,008	291,765 533,907 965,072	1,482,808 2,357,978 4,453,871	72,815 262,672 406,148	48,018 8,226 22,816	----- 2,788 2,781	6,784,513 10,964,065 8,406,782	6,575,695 10,711,371 8,046,125	41,776 62,567 49,621	167,042 98,619 78,910	102,108 232,126 -----	10,819,934 17,332,720 18,650,291	4,035,421 6,368,055 10,243,509	28 29 30
( <sup>3</sup> ) 1,026,900 59,379 ( <sup>3</sup> ) 933,177	( <sup>3</sup> ) 85,654 5,422 ( <sup>3</sup> ) 42,911	( <sup>3</sup> ) 136,625 4,935 ( <sup>3</sup> ) 79,458	( <sup>3</sup> ) 758,095 36,233 ( <sup>3</sup> ) 658,068	( <sup>3</sup> ) 46,526 9,367 ( <sup>3</sup> ) 150,296	( <sup>3</sup> ) ----- 1,477 -----	----- 1,945 -----	( <sup>3</sup> ) 978,090 212,431 ( <sup>3</sup> ) 1,040,746	( <sup>3</sup> ) 895,537 195,569 ( <sup>3</sup> ) 961,770	( <sup>3</sup> ) 25,522 8,037 ( <sup>3</sup> ) 31,283	( <sup>3</sup> ) 14,353 8,825 ( <sup>3</sup> ) 46,437	( <sup>3</sup> ) 42,678 ----- 1,256	( <sup>3</sup> ) 2,293,032 338,305 ( <sup>3</sup> ) 2,698,954	( <sup>3</sup> ) 1,314,942 125,874 ( <sup>3</sup> ) 1,658,208	31 32 33 34 35
138,865 2,829,951 ( <sup>3</sup> ) 1,329,800 228,730	18,232 203,002 ( <sup>3</sup> ) 146,179 67,083	18,089 370,148 ( <sup>3</sup> ) 128,913 8,424	101,764 1,933,528 ( <sup>3</sup> ) 711,912 122,540	780 244,033 ( <sup>3</sup> ) 341,596 29,729	----- 4,555 ( <sup>3</sup> ) -----	----- 65,690 -----	152,262 1,407,835 ( <sup>3</sup> ) 2,383,347 529,983	140,605 1,264,515 ( <sup>3</sup> ) 2,233,909 521,634	4,185 50,817 ( <sup>3</sup> ) 86,837 1,595	6,301 83,628 ( <sup>3</sup> ) 62,601 6,754	1,171 8,875 ( <sup>3</sup> ) ----- -----	425,381 5,828,211 ( <sup>3</sup> ) 7,145,344 894,699	273,119 4,420,376 ( <sup>3</sup> ) 4,761,997 384,713	36 37 38 39 40
( <sup>3</sup> ) 67,995 ( <sup>3</sup> )	( <sup>3</sup> ) 10,400 ( <sup>3</sup> )	( <sup>3</sup> ) 2,444 ( <sup>3</sup> )	( <sup>3</sup> ) 36,814 ( <sup>3</sup> )	( <sup>3</sup> ) 18,337 ( <sup>3</sup> )	----- -----	( <sup>3</sup> ) -----	( <sup>3</sup> ) 869,793 ( <sup>3</sup> )	( <sup>3</sup> ) 859,119 ( <sup>3</sup> )	( <sup>3</sup> ) 3,939 ( <sup>3</sup> )	( <sup>3</sup> ) 6,735 ( <sup>3</sup> )	----- ( <sup>3</sup> ) -----	( <sup>3</sup> ) 1,019,525 ( <sup>3</sup> )	( <sup>3</sup> ) 179,732 ( <sup>3</sup> )	41 42 43
1,325,168 813,354 ( <sup>3</sup> ) ( <sup>3</sup> ) 70,447	37,682 30,070 ( <sup>3</sup> ) ( <sup>3</sup> ) -----	83,157 59,539 ( <sup>3</sup> ) ( <sup>3</sup> ) 7,938	1,198,029 657,833 ( <sup>3</sup> ) ( <sup>3</sup> ) 62,609	6,300 57,540 ( <sup>3</sup> ) ( <sup>3</sup> ) -----	----- 8,372 ----- -----	----- ----- ----- -----	3,106,533 1,842,312 ( <sup>3</sup> ) ( <sup>3</sup> ) 30,747	3,034,733 1,821,597 ( <sup>3</sup> ) ( <sup>3</sup> ) 27,396	1,506 800 ( <sup>3</sup> ) ( <sup>3</sup> ) 1,281	14,339 10,799 ( <sup>3</sup> ) ( <sup>3</sup> ) 1,370	55,955 9,116 ( <sup>3</sup> ) 700 -----	4,808,685 3,030,215 ( <sup>3</sup> ) 143,885 -----	1,702,152 1,187,903 ( <sup>3</sup> ) 113,138 -----	44 45 46 47 48
111,787 3,084,633	29,145 165,504	15,420 1,207,086	56,873 1,417,895	10,349 293,548	----- -----	----- 17,316	80,964 1,448,404	69,258 1,238,587	552 16,946	10,139 53,045	1,015 134,826	231,940 7,373,862	150,976 5,925,458	49 50
616,373 61,259 ( <sup>3</sup> ) 623,887 1,263,249	43,881 3,176 ( <sup>3</sup> ) 124,996 150,704	92,783 3,768 ( <sup>3</sup> ) 131,983 165,167	171,562 53,171 ( <sup>3</sup> ) 189,303 818,199	290,831 1,164 ( <sup>3</sup> ) 173,364 117,861	----- ( <sup>3</sup> ) ----- -----	----- 4,241 0,285 -----	855,462 118,572 ( <sup>3</sup> ) 1,703,244 1,767,064	821,380 110,104 ( <sup>3</sup> ) 1,675,861 1,711,586	16,377 6,406 ( <sup>3</sup> ) 12,521 10,614	16,505 1,584 ( <sup>3</sup> ) 14,862 21,442	1,200 478 ( <sup>3</sup> ) 23,422 -----	1,992,055 230,955 ( <sup>3</sup> ) 2,880,500 3,822,108	1,136,593 112,383 ( <sup>3</sup> ) 1,177,256 2,055,044	51 52 53 54 55
( <sup>3</sup> ) 110,431 21,631	( <sup>3</sup> ) ----- 2,500	( <sup>3</sup> ) 22,218 0,989	( <sup>3</sup> ) 41,827 2,154	( <sup>3</sup> ) 46,386 6,988	----- -----	----- -----	379,551 20,647	344,289 970	24,194 -----	11,068 58	----- 19,619	734,913 89,410	355,362 68,769	56 57 58
210,176 466,986	32,028 73,398	26,245 57,134	132,856 306,382	19,047 25,371	2,223 2,478	-----	46,623 894,728	40,121 850,540	1,049 8,672	4,611 24,045	842 11,471	383,487 1,516,961	336,864 622,233	59 60
12,567 ( <sup>3</sup> ) ( <sup>3</sup> )	( <sup>3</sup> ) ( <sup>3</sup> ) ( <sup>3</sup> )	676 ( <sup>3</sup> ) ( <sup>3</sup> )	11,891 ( <sup>3</sup> ) ( <sup>3</sup> )	( <sup>3</sup> ) ----- -----	----- ----- -----	----- ----- -----	91,808 ( <sup>3</sup> ) ( <sup>3</sup> )	89,333 ( <sup>3</sup> ) ( <sup>3</sup> )	1,391 ( <sup>3</sup> ) ( <sup>3</sup> )	1,084 ( <sup>3</sup> ) ( <sup>3</sup> )	----- ( <sup>3</sup> ) ( <sup>3</sup> )	119,987 ( <sup>3</sup> ) ( <sup>3</sup> )	28,179 ( <sup>3</sup> ) ( <sup>3</sup> )	61 62 63
151,361 472,340	31,085 13,234	18,020 16,653	93,071 442,453	8,285 -----	----- -----	----- -----	1,014,694 83,871	997,871 30,735	1,238 264	11,735 45,967	3,930 6,905	1,280,855 645,290	266,161 561,425	64 65



TABLE 9.—GENERAL STATISTICS FOR

Group No.	INDUSTRY	*Number of establishments	*Pro- pri- etors and firm members	*PERSONS EMPLOYED IN MANUFACTURING ESTABLISHMENTS <sup>1</sup>						
				Total <sup>2</sup>	Salaried officers of corporations <sup>2</sup>	Manufacturing		Distri- bution	Con- struction	Other
						Salaried employ- ees <sup>2</sup>	Wage earners (average for year) <sup>3</sup>			
PROVIDENCE-FALL RIVER-NEW BEDFORD INDUSTRIAL AREA—Con.										
1 3	Rayon broad woven goods—regular factories or jobbers engaging contrac- tors	17		11,124	28	409	10,611	76		
2 3	Rayon narrow fabrics	3		320	6	26	286	1		
3 3	Rayon yarn and thread, spun or thrown—regular factories or jobbers en- gaging contractors	5	3	636	4	58	566	3	5	1
4 4	Robes, lounging garments, and dressing gowns	5	6	541	6	21	491	23		
5 11	Rubber products not elsewhere classified	13		5,231	29	651	4,326	110	52	63
6 1	Sausages, prepared meats, and other meat products—not made in meat- packing establishments	36	31	158	9	11	106	32		
7 5	Sawmills, veneer mills, and cooperage-stock mills, including those com- bined with logging camps and with planing mills	6	2	109	2	2	100	2		3
8 15	Sheet-metal work not specifically classified	13	5	124	12	16	84	7	5	
9 19	Shipbuilding and ship repairing	5	2	240	6	14	216	4		
10 20	Signs, advertising displays, and advertising novelties	10	9	40	2	7	31			
11 3	Silk broad woven goods—contract factories	3	1	89	1	4	84			
12 3	Silk broad woven goods—regular factories or jobbers engaging contractors	4		246	3	12	230	1		
13 15	Silverware and plated ware	20	6	2,491	34	368	1,888	113	48	40
14 20	Sporting and athletic goods not elsewhere classified	4		371	7	23	334	7		
15 14	Stoves, ranges, water heaters, and hot-air furnaces (except electric)	5		879	17	47	745	70		
16 12	Suitcases, brief cases, bags, trunks, and other luggage	4	1	243	5	11	223	4		
17 20	Surgical supplies and equipment not elsewhere classified; orthopedic ap- pliances	4	1	43	4	5	30	4		
18 9	Tanning materials, natural dyestuffs, mordants, assistants, and sizes	13	4	165	12	30	111	12		
19 17	Textile machinery	52	27	3,261	57	590	2,492	107	5	
20 14	Tools (except edge tools, machine tools, files, and saws)	12	13	354	7	42	302	3		
21 4	Trousers (semidress), wash suits, and washable service apparel	5	6	882	2	20	860			
22 16	Wiring devices and supplies	3		830	7	73	749	1		
23 4	Women's and misses' dresses (except house dresses)—made in contract fac- tories	7	5	674	5	15	654			
24 4	Women's, children's, and infants' underwear and nightwear of cotton and flannelette woven fabrics	5	8	2,001	1	118	1,882			
25 12	Women's pocketbooks, handbags, and purses	6	2	737	7	23	707			
26 6	Wooden boxes except cigar boxes	10	4	183	11	16	152	4		
27 6	Wood products not elsewhere classified	6	11	83	1	8	68	6		
28 3	Woolen and worsted manufactures—contract factories	12	5	1,559	14	36	1,509			
29 3	Woolen and worsted manufactures—regular factories or jobbers engaging contractors	69	10	19,096	59	863	18,687	67	10	10
30 4	Work clothing (except work shirts), sport garments (except leather), and other men's and boys' apparel, not elsewhere classified	6	9	219		7	211	1		
31	Other industries <sup>4</sup>	452	202	42,529	519	4,183	35,598	1,484	478	267
OTHER INDUSTRIES, BY INDUSTRY GROUPS <sup>5</sup>										
32 1	Food and kindred products	24	18	1,024	14	92	633	228	54	3
33 3	Textile-mill products and other fiber manufactures	56	14	9,713	62	722	8,826	90	7	
34 4	Apparel and other finished products made from fabrics and similar ma- terials	40	34	4,963	30	193	4,629	94	1	16
35 6	Furniture and finished lumber products	20	5	416	19	59	312	26		
36 7	Paper and allied products	14	2	706	18	96	579	11	2	
37 8	Printing, publishing, and allied industries	12	4	691	18	74	530	67	2	
38 9	Chemicals and allied products	25	7	983	21	167	744	43	8	
39 10	Products of petroleum and coal	3		554		71	326	30	110	11
40 12	Leather and leather products	12	6	387	13	28	331	15		
41 13	Stone, clay, and glass products	15	4	554	14	68	453	15	3	1
42 14	Iron and steel and their products, except machinery	94	39	8,787	136	803	7,350	420	76	2
43 15	Nonferrous metals and their products	18	12	830	19	85	684	42		
44 16	Electrical machinery	12	3	2,194	11	253	1,883	27	19	1
45 17	Machinery (except electrical)	22	6	5,638	51	1,002	3,932	242	178	233
46 20	Miscellaneous industries	67	43	4,238	82	396	3,652	96	12	
47 18	Automobiles and automobile equipment	5	2	248	8	40	169	31		
48 2	Tobacco manufactures	1								
49 11	Rubber products	1								
50 19	Transportation equipment, except automobiles	1	3	603	3	34	505	1		
WORCESTER INDUSTRIAL AREA										
51	All industries, total	1,119	529	93,380	1,168	9,155	78,373	3,879	499	306
52 13	Abrasive wheels, stones, paper, cloth, and related products	4		2,300	18	440	1,572	184	53	33
53 3	Artificial leather and oilcloth	3		240	7	27	188	15	3	
54 3	Batting, padding, and wadding; upholstery filling	4	1	26	7	1	10	1		
55 14	Bolts, nuts, washers, and rivets—made in plants not operated in connec- tion with rolling mills	4		61	3	7	49	2		
56 8	Bookbinding and related industries	5	4	510	10	51	444	5		
57 8	Books: printing without publishing	3	4	56	2	4	40	10		
58 12	Boot and shoe cut stock and findings	9	5	308	5	16	285	2		
59 1	Bread and other bakery products (except biscuit, crackers, and pretzels)	131	118	1,398	16	76	1,137	144	4	22
60 20	Brushes	4	1	940	6	125	773	36		
61 20	Buttons	6	2	496	5	29	447	15		

See footnotes at end of table.

SALARIES AND WAGES						COST OF MATERIALS, SUPPLIES, FUEL, PURCHASED ELECTRIC ENERGY, AND CONTRACT WORK					Value of products	Value added by manu- facture <sup>4</sup>
Total <sup>1</sup>	Salaries of officers of corporations <sup>2</sup>	Manufacturing		Distri- bution	Con- struc- tion	Other	Total	Materials and supplies	Fuel	Pur- chased electric energy		
		Salaries <sup>3</sup>	Wages									

<i>Dollars</i> 10,480,594 306,381	<i>Dollars</i> 327,627 31,135	<i>Dollars</i> 733,989 33,237	<i>Dollars</i> 9,207,878 237,261	<i>Dollars</i> 160,091 3,500	<i>Dollars</i> 1,009	<i>Dollars</i> 1,248	<i>Dollars</i> 23,768,220 401,047	<i>Dollars</i> 22,951,651 442,199	<i>Dollars</i> 172,429 4,802	<i>Dollars</i> 552,091 14,046	<i>Dollars</i> 52,049	<i>Dollars</i> 39,201,635 879,353	<i>Dollars</i> 15,433,415 418,306
560,697 381,003 6,554,189	28,900 17,275 250,492	95,246 40,423 1,154,709	426,939 294,179 4,557,818	7,588 29,216 398,761	2,024 92,043	91,366	1,682,245 1,021,861 9,175,592	1,595,978 988,473 8,496,239	37,401 3,041 265,530	48,866 7,300 374,017	23,077 9,806	2,719,021 1,647,392 18,834,762	1,037,376 625,501 9,659,170
194,076	15,840	18,819	116,311	43,706			1,416,627	1,391,640	11,656	13,331		1,786,327	369,700
101,817 182,577 300,090 36,300	6,990 35,264 21,880 2,460	3,716 24,898 16,436 6,544	82,781 97,477 258,056 27,377	3,790 18,688 3,718		4,540 6,250	102,682 301,844 259,788 48,093	87,135 204,293 253,740 45,506	2,195 3,036 972 588	7,258 2,615 4,796 1,299	6,094 1,000 280 700	325,682 585,126 703,191 122,017	223,000 283,282 443,403 73,924
67,889 3,449,177 437,941	743 ( <sup>9</sup> ) ( <sup>9</sup> )	8,296 ( <sup>9</sup> ) 595,209 36,076 ( <sup>9</sup> )	58,850 ( <sup>9</sup> ) 2,230,617 360,705 ( <sup>9</sup> )	210,163 ( <sup>9</sup> ) 12,540 ( <sup>9</sup> )	90,300 ( <sup>9</sup> )	50,803 ( <sup>9</sup> )	20,277 ( <sup>9</sup> ) 3,763,474 267,729 ( <sup>9</sup> )	11,375 ( <sup>9</sup> ) 3,626,727 251,062 ( <sup>9</sup> )	1,222 ( <sup>9</sup> ) 75,305 7,083 ( <sup>9</sup> )	7,680 ( <sup>9</sup> ) 36,011 9,584 ( <sup>9</sup> )		113,267 ( <sup>9</sup> ) 10,377,288 846,999 ( <sup>9</sup> )	92,990 ( <sup>9</sup> ) 6,613,814 579,270 ( <sup>9</sup> )
( <sup>9</sup> )	( <sup>9</sup> )	( <sup>9</sup> )	( <sup>9</sup> )	( <sup>9</sup> )			( <sup>9</sup> )	( <sup>9</sup> )	( <sup>9</sup> )	( <sup>9</sup> )		( <sup>9</sup> )	( <sup>9</sup> )
36,090 318,369 4,529,394 ( <sup>9</sup> )	7,630 75,057 420,670 ( <sup>9</sup> )	5,472 50,451 848,149 ( <sup>9</sup> )	21,088 166,627 2,942,760 ( <sup>9</sup> )	1,000 25,634 304,687 ( <sup>9</sup> )		7,219	18,535 1,509,393 3,448,043 ( <sup>9</sup> )	16,780 1,487,497 3,232,672 ( <sup>9</sup> )	827 17,887 88,086 ( <sup>9</sup> )	928 3,251 117,594 ( <sup>9</sup> )	758 9,991 ( <sup>9</sup> )	86,207 1,916,049 10,956,791 ( <sup>9</sup> )	67,732 406,656 7,608,148 ( <sup>9</sup> )
612,428 ( <sup>9</sup> )	9,600 ( <sup>9</sup> )	25,326 ( <sup>9</sup> )	577,602 ( <sup>9</sup> )	( <sup>9</sup> )			1,146,420 ( <sup>9</sup> )	1,138,362 ( <sup>9</sup> )	583 ( <sup>9</sup> )	7,475 ( <sup>9</sup> )		1,942,820 ( <sup>9</sup> )	796,400 ( <sup>9</sup> )
487,102	16,442	21,240	449,420				25,304	17,860	648	6,856		655,197	629,833
1,381,732 542,769	34,500 23,074	135,413 39,232	1,211,810 480,463				3,890,224 997,358	3,873,525 963,586	310 1,554	16,389 4,645		6,559,175 1,533,470	2,668,951 836,118
169,924 73,918 1,626,729	31,857 3,535 100,113	15,812 10,853 85,645	115,652 54,533 1,440,611	6,603 4,997		360	487,668 91,779 495,628	472,668 87,895 317,554	3,208 765 59,749	11,873 6,619 118,325	640	759,588 242,206 3,288,807	271,699 150,427 2,793,239
20,393,227	448,093	1,919,204	17,793,554	244,177	4,835	13,364	71,082,613	68,811,743	765,266	869,029	636,575	104,259,207	33,176,594
123,525		11,475	109,083	2,967			325,199	292,678	445	2,091	29,985	643,514	318,315
49,500,226	3,439,600	7,268,501	34,952,744	2,805,184	701,373	332,824	83,162,611	78,774,158	1,979,532	1,601,815	807,166	169,222,380	50,059,769
1,079,593 9,251,913	71,188 469,738												

[illegible]

TABLE 9.—GENERAL STATISTICS FOR

Group No.	INDUSTRY	*Number of establishments	*Proprietors and firm members	*PERSONS EMPLOYED IN MANUFACTURING ESTABLISHMENTS 1						
				Total 2	Salaried officers of corporations 2	Manufacturing		Distribution	Construction	Other
						Salaried employ-ees 2	Wage earners (average for year) 3			
WORCESTER INDUSTRIAL AREA—Continued										
1	1	5	5	48	3	25	20			
2	4	3		16	1	14	1			
3	6	3		132	6	19	11			
4	20	10		1,429	26	117	68			
5	2	3	2	25	1	21	2			
6	7	3		475	9	61	365	36	4	
7	4	4	3	141	3	2	133	3		
8	4	5	7	40	2	4	34			
9	13	5	3	20		6	21	2		
10	7	8	5	150	7	18	115	10		
11	6	3	2	270	4	12	243	10	1	
12	4	5	2	402	7	35	390	29		1
13	3	9		1,311	17	81	1,204	4	5	
14	3	4	3	139	7	15	115	2		
15	3	3		158	4	17	133	4		
16	3	3		807	8	28	770	1		
17	4	3	1	76	3	5	56	12		
18	14	8	3	600	10	59	503	28		
19	9	6	1	214	8	20	98	88		
20	3	7	1	1,593	8	75	1,501	9		
21	15	12	9	179	9	11	155	4		
22	8	3	1	39	2	7	26	4		
23	7	7		1,061	14	77	835	112	10	13
24	20	5	1	88	6	7	68	7		
25	14	4		68	5	14	45	4		
26	1	4	1	44	1	8	31	4		
27	1	3	6	24		1	16	7		
28	12	35		9,476	64	597	8,703	112		
29	20	8	1	639	6	36	589	6	2	
30	8	46	27	752	32	75	610	35		
31	16	3	1	27	4	3	19	1		
32	14	14	8	530	12	34	482	2		
33	14	3	1	753	5	65	615	56	12	
34	6	37	9	2,255	63	153	1,957	79	2	1
35	1	11	7	110	6	13	42	49	2	4
36	1	13	7	100	11	6	40	43		
37	12	4	3	285	2	3	267	13		
38	17	8	1	234	12	30	161	31		
39	3	4		134	5	16	112	1		
40	12	3	2	48		1	47			
41	8	3	2	9	1	2	6			
42	17	12	5	435	19	29	334	52		1
43	17	5	3	27	2	4	21			
44	17	16	9	1,668	19	203	1,308	138		
45	17	9		3,543	26	706	2,613	156		42
46	6	8	3	60	8	6	43	3		
47	1	5	3	118	2	12	70	28		
48	17	3	1	240	2	35	190	7		
49	4	3								
50	4	3		1,057	4	24	984	45		
51	17	4	4	25			21	4		
52	20	4		469	11	126	331	1		
53	20	9	5	974	11	60	880	23		
54	13	7	8	55	3	1	51			
55	8	7	5	50	2	4	39	4		1
56	8	17	5	865	28	260	418	159		
57	1	4	2	13		7	2	4		
58	15	22	15	221	5	24	122	68	1	1
59	15	5	4	39	7	2	30			
60	20	3		144	11	13	115	2		3
61	9	7	2	3,679	13	705	2,682	251	28	
62	7	3	1	6	2	2	2			
63	7	7		1,976	19	162	1,731	28	36	
64	17	13	9	588	9	57	494	28		
65	8	4		369	13	68	285	3		
		4		104	8	34	60	2		

See footnotes at end of table.

## MASSACHUSETTS

447

## INDUSTRIAL AREAS, BY INDUSTRIES: 1939—Continued

SALARIES AND WAGES							COST OF MATERIALS, SUPPLIES, FUEL, PURCHASED ELECTRIC ENERGY, AND CONTRACT WORK					Value of products	Value added by manufacture <sup>4</sup>
Total <sup>1</sup>	Salaries of officers of corporations <sup>2</sup>	Manufacturing		Distribution	Construction	Other	Total	Materials and supplies	Fuel	Purchased electric energy	Contract work		
		Salaries <sup>3</sup>	Wages										

WORCESTER INDUSTRIAL AREA—Continued													
Dollars	Dollars	Dollars	Dollars	Dollars	Dollars	Dollars	Dollars	Dollars	Dollars	Dollars	Dollars	Dollars	Dollars
44,319		4,590	25,456	14,267			59,274	52,934	3,154	3,186		140,278	81,004
20,448	3,000		16,658	790			33,273	32,317	482	474		68,919	35,646
( <sup>5</sup> )	( <sup>5</sup> )	( <sup>5</sup> )	( <sup>5</sup> )	( <sup>5</sup> )	( <sup>5</sup> )		( <sup>5</sup> )	( <sup>5</sup> )	( <sup>5</sup> )	( <sup>5</sup> )		( <sup>5</sup> )	( <sup>5</sup> )
1,805,914	173,452	203,501	1,302,847	126,114			2,339,244	2,254,268	18,590	27,478	38,908	4,713,450	2,374,206
31,765	5,160	728	23,750	2,127			36,801	36,565	35	201		82,385	45,584
749,291	74,207	134,675	464,922	66,939	8,548		2,602,439	2,464,404	54,428	36,718	46,889	4,013,527	1,411,088
89,456	5,000	5,000	78,456	1,000			16,385	8,085	1,673	6,627		139,294	122,909
( <sup>5</sup> )	( <sup>5</sup> )	( <sup>5</sup> )	( <sup>5</sup> )				( <sup>5</sup> )	( <sup>5</sup> )	( <sup>5</sup> )	( <sup>5</sup> )		( <sup>5</sup> )	( <sup>5</sup> )
38,874		9,340	27,043	2,485			107,827	105,212	1,356	1,259		204,790	96,963
198,310	17,625	55,929	107,411	17,345			323,809	304,698	3,549	4,252	11,310	793,899	470,090
( <sup>5</sup> )	( <sup>5</sup> )	( <sup>5</sup> )	( <sup>5</sup> )	( <sup>5</sup> )	( <sup>5</sup> )		( <sup>5</sup> )	( <sup>5</sup> )	( <sup>5</sup> )	( <sup>5</sup> )		( <sup>5</sup> )	( <sup>5</sup> )
459,257	30,944	47,105	306,573	71,459		3,116	615,436	607,650	6,100	1,686		1,326,899	711,463
1,346,588	86,458	158,213	1,086,236	11,195	4,486		2,186,929	2,009,663	64,039	97,712	15,515	3,957,207	1,770,278
130,430	10,306	22,677	82,785	8,662			138,483	127,250	6,896	4,337		364,149	225,606
( <sup>5</sup> )	( <sup>5</sup> )	( <sup>5</sup> )	( <sup>5</sup> )	( <sup>5</sup> )			( <sup>5</sup> )	( <sup>5</sup> )	( <sup>5</sup> )	( <sup>5</sup> )		( <sup>5</sup> )	( <sup>5</sup> )
( <sup>5</sup> )	( <sup>5</sup> )	( <sup>5</sup> )	( <sup>5</sup> )	( <sup>5</sup> )			( <sup>5</sup> )	( <sup>5</sup> )	( <sup>5</sup> )	( <sup>5</sup> )		( <sup>5</sup> )	( <sup>5</sup> )
( <sup>5</sup> )	( <sup>5</sup> )	( <sup>5</sup> )	( <sup>5</sup> )	( <sup>5</sup> )			( <sup>5</sup> )	( <sup>5</sup> )	( <sup>5</sup> )	( <sup>5</sup> )		( <sup>5</sup> )	( <sup>5</sup> )
780,582	72,072	91,624	563,658	53,228			944,997	903,508	22,203	18,863	363	1,684,608	1,139,611
( <sup>5</sup> )	( <sup>5</sup> )	( <sup>5</sup> )	( <sup>5</sup> )	( <sup>5</sup> )	( <sup>5</sup> )		( <sup>5</sup> )	( <sup>5</sup> )	( <sup>5</sup> )	( <sup>5</sup> )		( <sup>5</sup> )	( <sup>5</sup> )
( <sup>5</sup> )	( <sup>5</sup> )	( <sup>5</sup> )	( <sup>5</sup> )	( <sup>5</sup> )			( <sup>5</sup> )	( <sup>5</sup> )	( <sup>5</sup> )	( <sup>5</sup> )		( <sup>5</sup> )	( <sup>5</sup> )
182,238	20,970	15,015	142,065	3,288			75,712	59,847	5,625	10,066	174	367,670	291,958
( <sup>5</sup> )	( <sup>5</sup> )	( <sup>5</sup> )	( <sup>5</sup> )	( <sup>5</sup> )			( <sup>5</sup> )	( <sup>5</sup> )	( <sup>5</sup> )	( <sup>5</sup> )		( <sup>5</sup> )	( <sup>5</sup> )
1,382,799	45,288	199,210	929,432	179,176	16,544	13,140	1,910,882	1,874,474	15,575	15,556	5,277	4,144,997	2,234,115
80,091	12,071	10,004	58,557	5,399			85,347	75,178	6,460	3,709		222,568	137,221
117,126	25,572	18,224	64,806	8,524			182,747	178,015	1,986	2,746		345,069	162,322
( <sup>5</sup> )	( <sup>5</sup> )	( <sup>5</sup> )	( <sup>5</sup> )	( <sup>5</sup> )			( <sup>5</sup> )	( <sup>5</sup> )	( <sup>5</sup> )	( <sup>5</sup> )		( <sup>5</sup> )	( <sup>5</sup> )
19,245		780	13,270	5,195			56,418	54,439	1,401	578		77,759	21,341
8,687,262	548,357	1,015,287	6,810,574	313,044			15,825,532	15,549,404	58,708	110,882	100,538	27,842,549	12,017,017
( <sup>5</sup> )	( <sup>5</sup> )	( <sup>5</sup> )	( <sup>5</sup> )	( <sup>5</sup> )	( <sup>5</sup> )		( <sup>5</sup> )	( <sup>5</sup> )	( <sup>5</sup> )	( <sup>5</sup> )		( <sup>5</sup> )	( <sup>5</sup> )
1,037,038	116,733	120,718	722,105	71,482			895,836	775,045	13,198	18,467	88,626	2,386,372	1,490,536
( <sup>5</sup> )	( <sup>5</sup> )	( <sup>5</sup> )	( <sup>5</sup> )	( <sup>5</sup> )			( <sup>5</sup> )	( <sup>5</sup> )	( <sup>5</sup> )	( <sup>5</sup> )		( <sup>5</sup> )	( <sup>5</sup> )
887,349	107,968	64,457	996,060	18,864			428,819	360,350	50,706	17,763		1,585,035	1,156,216
( <sup>5</sup> )	( <sup>5</sup> )	( <sup>5</sup> )	( <sup>5</sup> )	( <sup>5</sup> )	( <sup>5</sup> )		( <sup>5</sup> )	( <sup>5</sup> )	( <sup>5</sup> )	( <sup>5</sup> )		( <sup>5</sup> )	( <sup>5</sup> )
2,689,494	340,577	256,242	1,864,419	120,479	5,177	2,600	2,899,617	2,769,101	63,652	54,517	12,347	6,690,488	3,700,871
192,843	48,300	17,620	40,544	70,292	2,329	7,768	590,894	562,878	5,427	22,589		1,385,713	594,819
144,102	36,028	11,970	46,220	49,875			80,132	15,855	22,830	41,447		366,820	286,688
( <sup>5</sup> )	( <sup>5</sup> )	( <sup>5</sup> )	( <sup>5</sup> )	( <sup>5</sup> )			( <sup>5</sup> )	( <sup>5</sup> )	( <sup>5</sup> )	( <sup>5</sup> )		( <sup>5</sup> )	( <sup>5</sup> )
415,378	44,743	56,330	227,341	86,964			193,644	177,628	5,395	8,351	2,270	957,010	763,366
( <sup>5</sup> )	( <sup>5</sup> )	( <sup>5</sup> )	( <sup>5</sup> )	( <sup>5</sup> )			( <sup>5</sup> )	( <sup>5</sup> )	( <sup>5</sup> )	( <sup>5</sup> )		( <sup>5</sup> )	( <sup>5</sup> )
( <sup>5</sup> )	( <sup>5</sup> )	( <sup>5</sup> )	( <sup>5</sup> )	( <sup>5</sup> )			( <sup>5</sup> )	( <sup>5</sup> )	( <sup>5</sup> )	( <sup>5</sup> )		( <sup>5</sup> )	( <sup>5</sup> )
11,175	3,130	1,106	6,849				5,778	3,946	10	766	1,056	29,395	23,617
623,915	99,784	60,285	399,752			156	419,429	369,367	22,310	27,663	89	1,321,415	901,986
40,275	4,949	4,461	30,865	63,938			21,815	18,946	845	1,636	388	93,737	71,922
2,444,690	198,071	382,268	1,698,507	265,844			1,099,459	975,361	43,039	68,007	13,052	5,710,800	4,611,341
6,730,979	389,280	1,369,437	4,605,983	407,462		58,817	5,077,728	4,798,171	52,229	124,613	102,715	18,787,813	13,710,085
60,549	12,240	9,891	33,848	4,570			144,155	141,268	1,359	1,528		234,096	89,941
( <sup>5</sup> )	( <sup>5</sup> )	( <sup>5</sup> )	( <sup>5</sup> )	( <sup>5</sup> )			( <sup>5</sup> )	( <sup>5</sup> )	( <sup>5</sup> )	( <sup>5</sup> )		( <sup>5</sup> )	( <sup>5</sup> )
( <sup>5</sup> )	( <sup>5</sup> )	( <sup>5</sup> )	( <sup>5</sup> )	( <sup>5</sup> )			( <sup>5</sup> )	( <sup>5</sup> )	( <sup>5</sup> )	( <sup>5</sup> )		( <sup>5</sup> )	( <sup>5</sup> )
( <sup>5</sup> )	( <sup>5</sup> )	( <sup>5</sup> )	( <sup>5</sup> )	( <sup>5</sup> )			( <sup>5</sup> )	( <sup>5</sup> )	( <sup>5</sup> )	( <sup>5</sup> )		( <sup>5</sup> )	( <sup>5</sup> )
( <sup>5</sup> )	( <sup>5</sup> )	( <sup>5</sup> )	( <sup>5</sup> )	( <sup>5</sup> )			( <sup>5</sup> )	( <sup>5</sup> )	( <sup>5</sup> )	( <sup>5</sup> )		( <sup>5</sup> )	( <sup>5</sup> )
904,490	48,415	161,934	677,008				1,167,743	1,123,936	13,741	30,053	13	2,523,559	1,355,816
108,298	7,500	98	100,700				29,137	27,050	399	1,688		210,106	180,969
74,923	2,600	7,631	51,948			343	47,324	36,179	294	6,109	4,742	191,359	144,035
1,653,341	191,444	562,388	738,981	12,401			666,522	591,948	9,747	34,560	30,267	3,848,662	3,182,140
11,394		5,431	3,963				17,801	261	48	102	17,390	40,806	23,005
232,597	16,498	35,360	91,528		1,000	334	455,291	432,637	8,441	14,088	125	1,583,936	1,128,645
64,730	15,862	1,249	47,619				65,782	59,518	5,523	741		160,622	94,840
( <sup>5</sup> )	( <sup>5</sup> )	( <sup>5</sup> )	( <sup>5</sup> )	( <sup>5</sup> )	( <sup>5</sup> )		( <sup>5</sup> )	( <sup>5</sup> )	( <sup>5</sup> )	( <sup>5</sup> )		( <sup>5</sup> )	( <sup>5</sup> )
( <sup>5</sup> )	( <sup>5</sup> )	( <sup>5</sup> )	( <sup>5</sup> )	( <sup>5</sup> )	( <sup>5</sup> )		( <sup>5</sup> )	( <sup>5</sup> )	( <sup>5</sup> )	( <sup>5</sup> )		( <sup>5</sup> )	( <sup>5</sup> )
( <sup>5</sup> )	( <sup>5</sup> )	( <sup>5</sup> )	( <sup>5</sup> )	( <sup>5</sup> )	( <sup>5</sup> )		( <sup>5</sup> )	( <sup>5</sup> )	( <sup>5</sup> )	( <sup>5</sup> )		( <sup>5</sup> )	( <sup>5</sup> )
3,060,563	204,221	436,167	2,276,787			47,053	9,458,801	8,213,813	868,226	374,928	1,834	14,053,373	4,594,572
648,717	28,302	85,839	496,062				841,543	817,027	6,724	17,792		1,796,571	955,028
( <sup>5</sup> )	( <sup>5</sup> )	( <sup>5</sup> )	( <sup>5</sup> )				( <sup>5</sup> )	( <sup>5</sup> )	( <sup>5</sup> )	( <sup>5</sup> )		( <sup>5</sup> )	( <sup>5</sup> )
( <sup>5</sup> )	( <sup>5</sup> )	( <sup>5</sup> )	( <sup>5</sup> )				( <sup>5</sup> )	( <sup>5</sup> )	( <sup>5</sup> )	( <sup>5</sup> )		( <sup>5</sup> )	( <sup>5</sup> )

TABLE 9.—GENERAL STATISTICS FOR

Group No.	INDUSTRY	*Number of establishments	*Proprietors and firm members	*PERSONS EMPLOYED IN MANUFACTURING ESTABLISHMENTS <sup>1</sup>						
				Total <sup>2</sup>	Salaried officers of corporations <sup>2</sup>	Manufacturing		Distribution	Construction	Other
						Salaried employees <sup>2</sup>	Wage earners (average for year) <sup>3</sup>			
WORCESTER INDUSTRIAL AREA—Continued										
1 8	Photoengraving, not done in printing establishments (including preparation of plates)	5	7	73	7	12	47	7		
2 5	Planing mills not operated in conjunction with sawmills	13	12	232	12	10	188	22		
3 1	Poultry dressing and packing, wholesale	3	1	43	1	1	39	2		
4 14	Power boilers and associated products	3		76	5	10	53	2		
5 1	Prepared feeds (including mineral) for animals and fowls	5	2	65		7	36	22		
6 3	Processed waste and recovered wool fibers—regular factories or jobbers engaging contractors	7	1	71	10	10	50	1		
7 6	Public-building furniture	5	2	1,098	4	191	1,498	3	2	
8 1	Sausages, prepared meats, and other meat products—not made in meat-packing establishments	9	8	76	3	4	61	8		
9 5	Sawmills, veneer mills, and cooperage-stock mills, including those combined with logging camps and with planing mills	15	12	164	4	5	154	1		
10 14	Saws	3		786	1	118	667			
11 14	Screw-machine products and wood screws	10	4	938	34	131	758	15		
12 15	Sheet-metal work not specifically classified	10	6	79	7	5	65	2		
13 20	Signs, advertising displays, and advertising novelties	6	6	27	2	2	21	2		
14 14	Stamped and pressed metal products (except automobile stampings)	10	1	770	17	87	638	28		
15 20	Surgical supplies and equipment not elsewhere classified; orthopedic appliances	4	3	104	3	5	84	12		
16 17	Textile machinery	28	9	7,497	40	643	5,704	726	271	113
17 14	Tools (except edge tools, machine tools, files, and saws)	8	8	98	3	14	77	4		
18 6	Upholstered household furniture	16	12	573	22	40	484	26	1	
19 6	Window shades	3	2	14	1		9	4		
20 14	Wire drawn from purchased rods	8		3,260	8	411	2,790	37	14	
21 14	Wirework not elsewhere classified	10	3	957	19	121	794	23		
22 6	Wooden boxes except cigar boxes	8	2	380	14	35	319	12		
23 6	Wood products not elsewhere classified	13	8	113	7	11	94	1		
24 3	Woolen and worsted manufactures—contract factories	12	5	1,227	13	87	1,124	1		2
25 3	Woolen and worsted manufactures—regular factories or jobbers engaging contractors	41	2	9,455	56	507	8,825	47	7	13
26 4	Work clothing (except work shirts), sport garments (except leather), and other men's and boys' apparel, not elsewhere classified	10	5	327	9	12	302	4		
27	Other industries <sup>6</sup>	331	116	36,204	378	4,053	30,146	1,391	142	94
OTHER INDUSTRIES, BY INDUSTRY GROUPS <sup>6</sup>										
28 1	Food and kindred products	29	14	424	11	38	265	110		
29 3	Textile-mill products and other fiber manufactures	55	9	8,729	71	515	8,054	80	7	2
30 4	Apparel and other finished products made from fabrics and similar materials	41	32	2,973	31	113	2,675	149	1	4
31 6	Furniture and finished lumber products	19	9	2,220	16	234	1,942	24	3	1
32 7	Paper and allied products	4	1	307	4	22	261	18	2	
33 8	Printing, publishing, and allied industries	17	10	811	24	116	635	36		
34 9	Chemicals and allied products	24	10	421	16	59	226	120		
35 12	Leather and leather products	17	5	1,319	22	45	1,184	68		
36 13	Stone, clay, and glass products	8		2,564	25	477	1,784	191	53	34
37 14	Iron and steel and their products, except machinery	22	2	5,921	25	850	4,877	120	40	
38 15	Nonferrous metals and their products	15	3	742	30	104	543	12		53
39 16	Electrical machinery	7	3	253	8	27	214	4		
40 17	Machinery (except electrical)	28	5	1,695	47	335	1,276	37		
41 19	Transportation equipment except automobiles	3		503	1	95	383	24		
42 20	Miscellaneous industries	37	12	6,614	40	938	5,262	338	36	
43 10	Products of petroleum and coal	1								
44 11	Rubber products	3								
45 18	Automobiles and automobile equipment	3	1	708	7	76	565	60		
SPRINGFIELD-HOLYOKE INDUSTRIAL AREA										
46	All industries, total	650	282	45,281	645	5,110	36,446	2,582	439	59
47 13	Abrasive wheels, stones, paper, cloth, and related products	8	1	264	11	30	203	20		
48 8	Bookbinding and related industries	8	3	842	9	97	729	7		
49 8	Books: printing without publishing	10	2	178	16	27	124	11		
50 8	Books: publishing without printing	3		120	7	74		39		
51 1	Bread and other bakery products (except biscuit, crackers, and pretzels)	109	97	1,516	11	86	1,238	155	5	15
52 20	Brushes	4	1	142	7	22	40	73		
53 1	Candy and other confectionery products	3	1	21			20	1		
54 2	Cigars	6	4	47	1	4	39	3		
55 7	Coated and glazed paper	6		415	13	65	304	25	8	
56 4	Coats, suits, and skirts (except fur coats)—made in inside factories or by jobbers engaging contractors	5	2	371	5	17	335	14		
57 13	Concrete products	11	6	100	4	4	68	23		1
58 7	Converted paper products not elsewhere classified	13		1,030	32	53	873	67	5	
59 3	Cotton broad woven goods	3		951			869	1		
60 3	Cotton thread	4		770	4	48	687	31		
61 7	Die-cut paper and paperboard, and converted cardboard	3	1	101	6	16	67	12		

See footnotes at end of table.

## 449

[illegible]

<i>Dollars</i> 132,441 333,505 ( <sup>5</sup> ) ( <sup>5</sup> ) ( <sup>5</sup> )	<i>Dollars</i> 23,116 87,300 ( <sup>5</sup> ) ( <sup>5</sup> ) ( <sup>5</sup> )	<i>Dollars</i> 15,023 10,020 ( <sup>5</sup> ) ( <sup>5</sup> ) ( <sup>5</sup> )	<i>Dollars</i> 81,556 201,576 ( <sup>5</sup> ) ( <sup>5</sup> ) ( <sup>5</sup> )	<i>Dollars</i> 12,746 33,709 ( <sup>5</sup> ) ( <sup>5</sup> ) ( <sup>5</sup> )	<i>Dollars</i> ----- ----- ----- ----- -----	<i>Dollars</i> ----- ----- ----- ----- -----	<i>Dollars</i> 23,621 470,344 ( <sup>5</sup> ) ( <sup>5</sup> ) ( <sup>5</sup> )	<i>Dollars</i> 17,924 450,851 ( <sup>5</sup> ) ( <sup>5</sup> ) ( <sup>5</sup> )	<i>Dollars</i> 474 7,508 ( <sup>5</sup> ) ( <sup>5</sup> ) ( <sup>5</sup> )	<i>Dollars</i> 2,420 11,985 ( <sup>5</sup> ) ( <sup>5</sup> ) ( <sup>5</sup> )	<i>Dollars</i> 2,803 ----- ----- ----- -----	<i>Dollars</i> 224,584 1,055,046 ( <sup>5</sup> ) ( <sup>5</sup> ) ( <sup>5</sup> )	<i>Dollars</i> 200,963 584,702 ( <sup>5</sup> ) ( <sup>5</sup> ) ( <sup>5</sup> )
112,908 ( <sup>5</sup> )	65,936 ( <sup>5</sup> )	13,014 ( <sup>5</sup> )	31,518 ( <sup>5</sup> )	2,500 ( <sup>5</sup> )	----- ( <sup>5</sup> )	----- ( <sup>5</sup> )	550,552 ( <sup>5</sup> )	546,950 ( <sup>5</sup> )	1,177 ( <sup>5</sup> )	2,455 ( <sup>5</sup> )	----- ( <sup>5</sup> )	716,278 ( <sup>5</sup> )	165,696 ( <sup>5</sup> )
97,207	14,440	7,022	68,304	7,501	-----	-----	669,045	656,272	5,488	7,285	-----	825,159	156,114
174,834 ( <sup>5</sup> )	11,500 ( <sup>5</sup> )	5,488 ( <sup>5</sup> )	157,540 ( <sup>5</sup> )	300	-----	-----	103,040 ( <sup>5</sup> )	79,155 ( <sup>5</sup> )	4,390 ( <sup>5</sup> )	3,525 ( <sup>5</sup> )	16,879 ( <sup>5</sup> )	360,534 ( <sup>5</sup> )	256,585 ( <sup>5</sup> )
1,435,893 116,574 39,495 1,141,859	108,450 21,614 7,230 125,122	195,804 5,915 1,035 191,057	1,052,498 86,155 28,282 746,995	79,051 2,800 2,948 78,685	----- ----- ----- -----	----- ----- ----- -----	916,263 115,846 31,590 1,011,869	812,196 199,219 29,566 932,315	13,539 1,525 896 23,313	57,550 5,062 818 31,731	32,678 40 818 24,510	3,048,498 303,781 92,364 2,632,900	2,132,235 187,935 60,774 1,621,031
107,075	12,217	23,556	51,085	20,217	-----	-----	170,532	166,671	1,649	2,212	-----	327,127	156,595
11,716,400 128,574 574,053 16,943 5,793,325	496,238 13,019 61,800 1,580 143,775	1,201,560 20,259 46,037 1,580 927,872	7,890,232 89,186 430,960 10,694 4,504,610	1,500,532 0,110 33,821 4,689 98,638	384,796 ----- 1,429 ----- 28,430	183,048 ----- ----- ----- -----	9,173,159 143,168 831,012 31,608 8,342,773	8,695,462 3,964 814,047 31,188 7,462,341	302,583 3,112 4,212 259 383,061	168,134 3,112 12,753 161 497,168	6,950 234 ----- ----- 203	25,023,151 362,668 1,695,067 60,034 17,641,075	15,849,092 212,190 864,055 28,426 9,298,302
1,147,433 457,652 142,773 ( <sup>5</sup> )	57,415 73,393 30,255 ( <sup>5</sup> )	211,824 49,108 16,466 ( <sup>5</sup> )	828,608 310,656 95,062 ( <sup>5</sup> )	49,556 24,495 1,000 ( <sup>5</sup> )	----- ----- ----- ( <sup>5</sup> )	----- ----- ----- ( <sup>5</sup> )	1,030,352 505,160 117,460 ( <sup>5</sup> )	1,770,696 585,362 109,801 ( <sup>5</sup> )	29,916 411 4,323 ( <sup>5</sup> )	34,741 10,399 5,918 ( <sup>5</sup> )	103,099 ----- 3,418 ( <sup>5</sup> )	3,708,312 1,357,189 336,794 ( <sup>5</sup> )	1,768,060 752,029 219,334 ( <sup>5</sup> )
11,077,125	532,544	1,045,502	9,261,835	214,605	12,052	10,587	24,974,511	22,810,391	613,705	383,670	1,160,745	44,970,637	19,960,126
269,214	34,154	14,163	215,166	5,741	-----	-----	226,192	220,648	1,234	4,310	-----	579,327	353,135
47,372,523	2,346,255	7,781,783	34,143,405	2,671,634	248,728	180,718	71,051,818	65,843,762	2,100,139	1,624,456	1,393,431	148,152,750	77,100,062
549,500 9,303,472	36,371 389,085	55,900 1,023,397	299,700 7,755,529	157,439 183,814	----- 9,647	2,000	2,525,089 13,505,415	2,446,240 12,338,977	30,292 640,187	48,557 404,069	----- 122,182	3,598,436 26,580,006	1,073,347 13,074,594
2,519,544 													

[illegible]

TABLE 9.—GENERAL STATISTICS FOR

Group No.	INDUSTRY	*Number of establishments	*Proprietors and firm members	*PERSONS EMPLOYED IN MANUFACTURING ESTABLISHMENTS <sup>1</sup>						
				Total <sup>2</sup>	Salaried officers of corporations <sup>3</sup>	Manufacturing		Distribution	Construction	Other
						Salaried employees <sup>2</sup>	Wage earners (average for year) <sup>3</sup>			
SPRINGFIELD-HOLYOKE INDUSTRIAL AREA—Continued										
15	Electroplating, plating, and polishing	4	2	53	5	2	44	2		
2	Electrotyping and stereotyping, not done in printing establishments	3		60	6	7	45	2		
3	Envelopes	3		854	3	74	679	81		17
4	Food preparations, not elsewhere classified	4	2	40	3	5	20	12		
14	Forgings, iron and steel—made in plants not operated in connection with rolling mills	3		928	9	109	737	7	66	
6	General commercial (job) printing	39	29	566	24	62	456	24		
7	Gray-iron and semisteel castings	5		276	7	15	253	1		
8	Hand stamps, stencils, and brands	4	2	45	2	2	36	5		
14	Hardware not elsewhere classified	7	1	326	10	29	272	13	2	
4	House dresses, uniforms, and aprons—made in inside factories or by jobbers engaging contractors	3	2	110	2	1	101	6		
11	Ice cream and ices	9	4	108	6	17	57	26	2	
1	Ice, manufactured	6	4	44	4	6	21	13		
9	Insecticides, fungicides, and related industrial and household chemical compounds	3		19	4	4	10	1		
8	Lithographing and photo-lithographing (including preparation of stones or plates and dry transfers)	6	2	165	6	25	120	14		
8	Machine and hand typesetting (including advertisement typesetting)	3	1	13	4	2	7			
17	Machine-shop products, not elsewhere classified	7		1,582	10	220	1,256	46	50	
17	Machine-tool and other metalworking-machinery accessories, metal-cutting and shaping tools, and machinists' precision tools	5	2	82	4	10	68			
6	Mattresses and bedsprings	4	2	52	3	5	38	6		
4	Millinery	4		343	8	25	297	13		
20	Models and patterns (except paper patterns)	4	3	38	2	2	34			
8	Newspapers: publishing and printing	7	2	119	4	54	60	1		
8	Newspapers: publishing without printing	3	4	16	1	13	2			
1	Nonalcoholic beverages	14	12	142	7	28	52	54		1
15	Nonferrous-metal foundries (except aluminum)	8	6	189	6	11	166	3	3	
15	Nonferrous-metal products not elsewhere classified	3	1	38	4	4	29	1		
9	Paints, varnishes, and lacquers	3		28	3	7	13	5		
7	Paper and paperboard mills	23		3,705	41	323	3,218	94	29	
7	Paperboard containers and boxes not elsewhere classified	16	4	572	19	46	450	53	4	
17	Paper-mill, pulp-mill, and paper-products machinery	4		240	12	45	175	7	1	
6	Partitions, shelving, cabinet work, and office and store fixtures	3		61	2	5	49	4		1
8	Photoengraving, not done in printing establishments (including preparation of plates)	8		94	9	12	67	6		
5	Planing mills not operated in conjunction with sawmills	5		164	5	18	119	19	3	
1	Sausages, prepared meats, and other meat products—not made in meat-packing establishments	8	8	95	4	3	46	42		
14	Saws	3		92	5	11	71	5		
15	Sheet-metal work not specifically classified	4	1	50	5	3	36	6		
20	Signs, advertising displays, and advertising novelties	9	11	130	1	17	106	6		
4	Trousers (semidress), wash suits, and washable service apparel	3	3	58		6	48	4		
14	Wire drawn from purchased rods	4	6	874	2	140	705	8	19	
14	Wirework not elsewhere classified	6		193	12	16	151	14		
6	Wooden boxes except cigar boxes	5	2	168	1	12	155			
6	Wood products not elsewhere classified	3	2	89	1	11	77			
3	Woolen and worsted manufactures—regular factories or jobbers engaging contractors	6		1,450	9	64	1,382	4		
43	Other industries <sup>4</sup>	271	85	32,182	341	3,981	25,592	1,847	380	41
OTHER INDUSTRIES, BY INDUSTRY GROUPS <sup>5</sup>										
1	Food and kindred products	15	6	729	16	70	444	109		
3	Textile-mill products and other fiber manufactures	29	4	4,671	33	422	4,138	71	3	4
4	Apparel and other finished products made from fabrics and similar materials	22	10	1,374	22	50	1,271	31		
6	Furniture and finished lumber products	17	10	917	7	66	819	25		
8	Printing, publishing, and allied industries	28	5	1,704	47	281	1,248	127	1	
9	Chemicals and allied products	23	4	1,687	20	315	1,088	97	167	
12	Leather and leather products	7	1	439	12	19	339	69		
13	Stone, clay, and glass products	5		136	4	12	113	7		
14	Iron and steel and their products, except machinery	31	10	3,685	46	401	2,941	209	86	2
15	Nonferrous metals and their products	19	11	482	24	37	344	74	3	
16	Electrical machinery	11		5,076	19	728	4,105	218		6
17	Machinery (except electrical)	24	3	5,014	51	767	3,807	257	103	29
20	Miscellaneous industries	27	18	2,223	24	310	1,673	207		
7	Paper and allied products	6	1	955	9	90	746	93	17	
5	Lumber and timber basic products	1								
10	Products of petroleum and coal	1								
11	Rubber products	1	2	3,090	7	404	2,516	163		
18	Automobiles and automobile equipment	2								
19	Transportation equipment except automobiles	2								

\*As the figures for number of establishments and for personnel for those industries for which monetary items are withheld are given for the individual industries and are also included in the "Other industries" figures, the sums of the figures are larger than the totals shown for "All industries."

<sup>1</sup> See headnote to table 3 and GENERAL EXPLANATIONS—Persons engaged—general classification.

<sup>2</sup> Figures do not include data for personnel of central-administrative offices.

<sup>3</sup> Each of the averages in this column is correct to the nearest unit, despite the fact that the averages for the several industries do not add exactly to the 1939 average for all industries. See GENERAL EXPLANATIONS—Wage earners and wages.

<sup>4</sup> Value of products less cost of materials, supplies, fuel, purchased electric energy, and contract work. See GENERAL EXPLANATIONS—Value added by manufacture.

## MASSACHUSETTS

451

## INDUSTRIAL AREAS, BY INDUSTRIES: 1939—Continued

SALARIES AND WAGES							COST OF MATERIALS, SUPPLIES, FUEL, PURCHASED ELECTRIC ENERGY, AND CONTRACT WORK					Value of products	Value added by manu- facture <sup>4</sup>
Total <sup>1</sup>	Salaries of officers of corpora- tions <sup>2</sup>	Manufacturing		Distri- bution	Con- struc- tion	Other	Total	Materials and supplies	Fuel	Pur- chased electric energy	Contract work		
		Salaries <sup>3</sup>	Wages										

SPRINGFIELD-HOLYOKE INDUSTRIAL AREA—Continued													
Dollars	Dollars	Dollars	Dollars	Dollars	Dollars	Dollars	Dollars	Dollars	Dollars	Dollars	Dollars	Dollars	Dollars
59,195	9,174	2,162	45,828	2,031			19,519	15,009	886	3,198	426	111,909	92,390
(9)	(9)	(9)	(9)	(9)	(9)	(9)	(9)	(9)	(9)	(9)	(9)	(9)	(9)
(9)	(9)	(9)	(9)	(9)	(9)	(9)	(9)	(9)	(9)	(9)	(9)	(9)	(9)
(9)	(9)	(9)	(9)	(9)	(9)	(9)	(9)	(9)	(9)	(9)	(9)	(9)	(9)
745,175	94,773	94,116	519,262	37,024			576,032	522,363	28,801	8,840	16,028	1,666,163	1,090,139
376,669	39,647	30,680	305,042	1,300			238,850	193,615	28,876	11,359		742,210	503,364
44,357	6,414	1,648	31,359	4,936			31,904	24,441	707	616	6,200	129,078	97,110
477,637	29,816	40,622	369,290	27,487	10,422		909,096	856,528	7,301	14,000	31,267	1,874,295	965,190
(9)	(9)	(9)	(9)	(9)	(9)	(9)	(9)	(9)	(9)	(9)	(9)	(9)	(9)
168,959	28,900	19,178	71,373	46,752	2,750		570,096	540,848	8,372	20,876		971,304	401,203
54,994	7,856	8,088	26,050	13,000			30,145	4,135	1,337	24,673		157,298	127,150
(9)	(9)	(9)	(9)	(9)	(9)	(9)	(9)	(9)	(9)	(9)	(9)	(9)	(9)
260,632	44,038	38,938	149,345	28,311			229,880	212,613	2,710	4,963	9,594	625,369	395,480
(9)	(9)	(9)	(9)	(9)	(9)	(9)	(9)	(9)	(9)	(9)	(9)	(9)	(9)
(9)	(9)	(9)	(9)	(9)	(9)	(9)	(9)	(9)	(9)	(9)	(9)	(9)	(9)
145,650	34,601	13,193	97,802				78,761	71,976	2,420	3,393	972	291,453	212,690
71,526	11,000	6,988	42,870	10,659			129,381	126,539	1,027	1,815		238,031	108,658
361,038	50,835	42,132	224,160	44,811			703,893	695,364	1,830	6,699		1,255,071	551,174
69,987	6,240	2,080	61,067				17,822	15,163	786	1,873		112,746	94,920
217,137	24,180	84,810	106,670	1,477			94,458	85,252	2,458	6,095	653	439,661	345,209
7,154	390	4,496	2,268				8,942	765	23	24	8,130	22,551	13,604
223,218	42,700	30,030	65,058	84,740		690	433,035	422,591	5,925	4,519		1,040,459	607,420
(9)	(9)	(9)	(9)	(9)	(9)	(9)	(9)	(9)	(9)	(9)	(9)	(9)	(9)
40,540	7,750	6,475	25,013	1,302			41,240	36,773	1,457	1,963	1,047	111,869	70,620
(9)	(9)	(9)	(9)	(9)	(9)	(9)	(9)	(9)	(9)	(9)	(9)	(9)	(9)
4,963,303	274,210	574,100	3,866,226	195,115	53,592		9,832,939	8,664,258	833,398	325,991	9,292	20,432,553	10,599,614
773,887	101,813	86,576	472,957	103,591	8,950		1,917,111	1,875,718	24,769	10,337	287	3,077,525	1,160,411
422,720	91,708	90,029	215,023	23,100	2,800		540,574	520,729	7,086	6,759		1,065,115	524,541
96,389	11,100	8,230	54,069	21,827		1,163	97,005	94,490	579	1,936		246,716	149,710
(9)	(9)	(9)	(9)	(9)	(9)	(9)	(9)	(9)	(9)	(9)	(9)	(9)	(9)
218,907	44,941	10,768	140,914	13,284			46,147	33,991	346	2,549	9,261	313,545	267,390
182,359	17,390	33,185	104,955	21,467	5,362		197,139	178,585	2,257	10,564	5,433	517,129	319,990
(9)	(9)	(9)	(9)	(9)	(9)	(9)	(9)	(9)	(9)	(9)	(9)	(9)	(9)
125,785	14,622	6,790	47,540	56,827			653,279	643,625	4,090	5,564		853,333	200,050
(9)	(9)	(9)	(9)	(9)	(9)	(9)	(9)	(9)	(9)	(9)	(9)	(9)	(9)
(9)	(9)	(9)	(9)	(9)	(9)	(9)	(9)	(9)	(9)	(9)	(9)	(9)	(9)
(9)	(9)	(9)	(9)	(9)	(9)	(9)	(9)	(9)	(9)	(9)	(9)	(9)	(9)
(9)	(9)	(9)	(9)	(9)	(9)	(9)	(9)	(9)	(9)	(9)	(9)	(9)	(9)
324,799	67,124	25,236	204,755	27,684			404,183	387,705	7,132	9,346		975,351	571,161
201,248	5,400	16,897	178,951				359,367	349,211		10,156		604,493	245,130
(9)	(9)	(9)	(9)	(9)	(9)	(9)	(9)	(9)	(9)	(9)	(9)	(9)	(9)
1,727,201	108,600	160,718	1,425,597	32,286			3,221,422	3,047,747	94,638	33,162	45,885	5,415,457	2,194,030
45,757,992	2,336,206	7,174,931	31,660,086	3,835,130	698,110	52,929	70,459,428	66,819,903	1,435,733	1,453,499	750,293	149,550,916	79,091,480
(9)	(9)	(9)	(9)	(9)	(9)	(9)	(9)	(9)	(9)	(9)	(9)	(9)	(9)
1,284,455	133,411	143,300	659,437	348,217			5,964,356	5,852,989	70,795	34,572		8,411,591	2,447,237
4,898,461	227,084	775,070	3,797,170	86,986	6,116	4,535	7,835,858	7,472,665	186,048	174,404	2,741	16,069,715	8,233,850
(9)	(9)	(9)	(9)	(9)	(9)	(9)	(9)	(9)	(9)	(9)	(9)	(9)	(9)
1,203,526	76,813	108,302	974,308	44,013			2,160,222	2,128,707	7,854	11,022	12,639	4,178,628	2,018,401
1,190,244	56,988	92,064	972,048	68,544			1,977,637	1,939,109	29,680	8,345	503	3,393,288	1,416,657
2,468,808	253,680	440,044	1,502,484	269,400	2,600		2,658,395	2,070,382	20,730	30,025	537,258	7,355,292	4,676,590
(9)	(9)	(9)	(9)	(9)	(9)	(9)	(9)	(9)	(9)	(9)	(9)	(9)	(9)
2,660,041	136,140	503,214	1,465,109	263,031	328,487		4,802,683	4,357,305	192,614	120,764	132,000	10,800,111	5,997,428
633,884	99,985	27,595	299,116	207,188			819,623	811,927	3,437	4,250		1,935,462	1,115,839
154,068	12,677	16,963	116,788	7,640			88,100	53,370	23,077	10,753		373,194	285,094
5,615,166	301,555	766,191	3,917,777	472,830	94,047	2,760	6,286,638	5,704,231	265,901	268,770	47,646	16,099,414	9,812,776
818,486	125,723	71,861	480,703	137,114	3,085		1,384,097	1,342,181	29,092	12,361	463	2,634,372	1,250,275
(9)	(9)	(9)	(9)	(9)	(9)	(9)	(9)	(9)	(9)	(9)	(9)	(9)	(9)
7,952,217	211,688	1,529,051	5,823,618	381,304		6,556	8,018,829	7,673,157	132,270	210,329	3,073	23,953,522	15,934,663
8,132,501	402,086	1,318,644	5,291,056	848,829	232,814	39,072	9,489,704	9,030,575	217,796	237,610	3,714	22,217,174	12,727,470
2,971,372	144,118	573,280	2,002,227	251,747			3,294,216	3,163,375	57,795	70,777	2,269	8,454,944	5,160,728
(9)	(9)	(9)	(9)	(9)	(9)	(9)	(9)	(9)	(9)	(9)	(9)	(9)	(9)
5,738,763	93,658	807,762	4,358,095	448,287	30,901		15,679,070	15,219,930	191,654	259,499	7,987	23,694,209	8,015,139
(9)	(9)	(9)	(9)	(9)	(9)	(9)	(9)	(9)	(9)	(9)	(9)	(9)	(9)

<sup>1</sup> Figures omitted have been withheld to avoid disclosing exact or approximate data for individual establishments; they are included in the "Other industries" figures.

<sup>2</sup> For numbers of establishments and of wage earners in individual industries, see table 12.

<sup>3</sup> and <sup>4</sup> To avoid disclosing exact or approximate data for individual establishments, the data for certain establishments located outside the areas have been included in the figures for the industries to which these footnotes are indexed. Data for these establishments are not, however, included in the totals for the areas.

<sup>1</sup> 1 establishment.

<sup>2</sup> 2 establishments.

<sup>3</sup> 3 establishments.



TABLE 10.—GENERAL STATISTICS FOR CITIES HAVING 100,000 OR MORE INHABITANTS, BY INDUSTRIES: 1939

This table presents, for each city in the State having 100,000 or more inhabitants, separate figures for each industry for which it is possible to publish such figures without disclosing exact or approximate data for individual establishments, and gives statistics for the remaining industries both in combination ("Other industries") and by industry groups. Certain of the industries for which combined figures are given, however, reported larger numbers of wage earners or larger values of products than some of those shown separately. No data for nonmanufacturing personnel, except salaried officers of corporations, are included in this table.

Group No.	INDUSTRY	*Number of establishments	*Proprietors and firm members	*Salaried officers of corporations <sup>1</sup>	*Salaried employees <sup>1</sup>	*Wage earners (average for year) <sup>2</sup>	Salaries of officers of corporations <sup>1</sup>	Salaries of employees <sup>1</sup>	Wages	Cost of materials, supplies, fuel, purchased electric energy, and contract work	Value of products	Value added by manufacture <sup>3</sup>
BOSTON												
	All industries, total.....	2,450	1,434	2,123	8,927	57,764	\$11,467,351	\$17,211,604	\$66,784,787	\$221,230,040	\$413,424,844	\$192,194,804
8	Bookbinding and related industries.....	46	36	22	53	574	85,165	85,643	563,337	299,167	1,422,413	1,123,246
8	Books: printing without publishing.....	23	10	29	69	406	159,080	146,065	654,904	832,244	2,318,340	1,486,696
8	Books: publishing and printing.....	3	1	3	3	26	( <sup>4</sup> )	( <sup>4</sup> )	( <sup>4</sup> )	( <sup>4</sup> )	( <sup>4</sup> )	( <sup>4</sup> )
8	Books: publishing without printing.....	33	9	43	554	1	( <sup>4</sup> )	( <sup>4</sup> )	( <sup>4</sup> )	( <sup>4</sup> )	( <sup>4</sup> )	( <sup>4</sup> )
12	Boot and shoe cut stock and findings.....	43	16	66	109	1,089	447,087	196,974	1,222,869	14,447,580	18,669,624	4,222,044
1	Bread and other bakery products (except biscuit, crackers, and pretzels).....	247	291	76	179	2,718	265,814	295,564	3,676,432	8,397,527	17,207,847	8,810,320
20	Brushes.....	8	5	6	37	476	( <sup>4</sup> )	( <sup>4</sup> )	( <sup>4</sup> )	( <sup>4</sup> )	( <sup>4</sup> )	( <sup>4</sup> )
1	Candy and other confectionery products.....	34	16	33	197	2,100	209,809	391,659	1,829,700	5,942,100	10,348,665	4,406,559
4	Canvas products (except bags).....	11	3	17	8	69	47,982	11,901	75,063	153,484	350,014	190,530
6	Caskets, coffins, burial cases, and other morticians' goods.....	9	2	9	22	48	46,863	25,567	58,875	292,929	724,711	431,782
2	Cigars.....	7	3	8	18	182	( <sup>4</sup> )	( <sup>4</sup> )	( <sup>4</sup> )	( <sup>4</sup> )	( <sup>4</sup> )	( <sup>4</sup> )
9	Cleaning and polishing preparations, blackings, and dressings.....	17	5	22	28	160	127,088	53,771	127,888	643,476	1,431,222	787,746
4	Clothing, leather and sheep-lined.....	15	10	21	47	633	98,375	47,948	626,016	1,834,609	3,217,140	1,882,471
4	Coats, suits, and skirts (except fur coats)—made in contract factories.....	31	39	3	5	375	5,270	3,843	318,145	111,360	610,570	499,210
4	Coats, suits, and skirts (except fur coats)—made in inside factories or by jobbers engaging contractors <sup>5</sup> .....	49	45	26	39	529	123,548	53,853	580,208	5,065,476	7,018,274	1,952,798
13	Concrete products.....	7	4	4	13	94	3,695	18,796	117,211	238,780	508,893	270,113
7	Converted paper products not elsewhere classified.....	15	4	25	37	217	169,193	56,389	197,870	1,034,350	1,757,756	723,406
1	Cured fish.....	5	1	2	8	64	8,250	10,014	55,058	203,620	320,462	116,842
4	Curtains, draperies, and bedspreads—made in regular factories or by jobbers engaging contractors <sup>5</sup> .....	35	20	39	77	1,000	203,897	94,926	620,874	4,239,312	5,711,480	1,472,168
14	Cutlery (except aluminum, silver, and plated cutlery) and edge tools.....	4	-----	14	107	864	( <sup>4</sup> )	( <sup>4</sup> )	( <sup>4</sup> )	( <sup>4</sup> )	( <sup>4</sup> )	( <sup>4</sup> )
7	Die-cut paper and paperboard, and converted cardboard.....	3	2	-----	5	44	( <sup>4</sup> )	( <sup>4</sup> )	( <sup>4</sup> )	( <sup>4</sup> )	( <sup>4</sup> )	( <sup>4</sup> )
9	Drugs and medicines (including drug grinding).....	14	1	18	117	451	( <sup>4</sup> )	( <sup>4</sup> )	( <sup>4</sup> )	( <sup>4</sup> )	( <sup>4</sup> )	( <sup>4</sup> )
15	Electroplating, plating, and polishing.....	14	14	1	9	94	1,500	19,413	113,734	60,803	310,559	249,756
8	Electrotyping and stereotyping, not done in printing establishments.....	4	-----	8	22	104	72,690	47,445	216,015	89,040	628,299	539,259
4	Embroideries, other than Schiffli-machine products—contract factories <sup>5</sup> .....	11	15	-----	5	128	-----	5,480	90,231	54,060	247,351	192,391
14	Enameled-iron sanitary ware and other plumbers' supplies (not including pipe and vitreous and semivitreous china sanitary ware).....	9	1	13	20	164	55,900	30,500	174,432	446,286	902,093	455,807
15	Engraving on metal (except for printing purposes).....	7	6	2	9	40	15,700	16,015	64,375	20,412	166,677	146,265
8	Engraving (steel, copperplate, and wood); plate printing.....	12	8	6	11	112	20,730	14,953	136,141	97,754	392,668	294,914
14	Fabricated structural steel and ornamental metalwork, made in plants not operated in connection with rolling mills.....	16	13	10	18	120	42,550	35,930	181,770	470,036	976,309	506,273
7	Fiber cans, tubes, and similar products.....	3	1	5	8	95	( <sup>4</sup> )	( <sup>4</sup> )	( <sup>4</sup> )	( <sup>4</sup> )	( <sup>4</sup> )	( <sup>4</sup> )
20	Fire extinguishers, chemical.....	3	1	2	2	22	( <sup>4</sup> )	( <sup>4</sup> )	( <sup>4</sup> )	( <sup>4</sup> )	( <sup>4</sup> )	( <sup>4</sup> )
1	Flavoring extracts and flavoring sirups, not elsewhere classified.....	10	2	11	19	77	43,198	33,052	80,677	672,491	1,365,691	693,200
1	Food preparations, not elsewhere classified.....	17	6	17	25	107	55,736	36,697	114,979	859,855	1,432,502	572,647
17	Food-products machinery.....	7	3	5	13	48	( <sup>4</sup> )	( <sup>4</sup> )	( <sup>4</sup> )	( <sup>4</sup> )	( <sup>4</sup> )	( <sup>4</sup> )
12	Footwear (except rubber).....	12	3	24	122	2,113	147,882	263,080	2,138,215	3,739,461	6,993,820	3,254,359
8	Fur coats and other fur garments, accessories, and trimmings.....	16	9	12	11	69	41,279	21,594	100,104	267,126	487,015	210,889
4	General commercial (job) printing.....	204	153	111	305	1,950	472,420	517,412	2,599,482	3,131,162	9,455,154	6,323,992
16	Generating, distribution, and industrial apparatus, and apparatus for incorporation in manufactured products, not elsewhere classified.....	9	3	11	257	560	( <sup>4</sup> )	( <sup>4</sup> )	( <sup>4</sup> )	( <sup>4</sup> )	( <sup>4</sup> )	( <sup>4</sup> )
14	Gray-iron and semisteel castings.....	5	-----	11	78	531	121,040	154,209	686,402	744,285	2,018,253	1,273,968
8	Greeting cards (except hand-painted).....	6	1	10	325	885	( <sup>4</sup> )	( <sup>4</sup> )	( <sup>4</sup> )	( <sup>4</sup> )	( <sup>4</sup> )	( <sup>4</sup> )
20	Hand stamps, stencils, and brands.....	10	9	6	13	63	31,094	18,061	72,391	50,505	278,814	222,309
14	Hardware not elsewhere classified.....	8	3	7	21	132	21,880	33,819	125,357	247,906	560,930	313,024
4	House dresses, uniforms, and aprons—made in inside factories or by jobbers engaging contractors.....	22	10	21	27	791	194,029	35,361	648,449	1,003,936	3,030,201	1,126,265
4	Housefurnishings (except curtains, draperies, and bedspreads).....	16	14	10	3	202	80,990	1,777	151,475	816,127	1,308,543	492,416
6	Household furniture, except upholstered.....	23	12	25	21	348	72,728	30,624	366,753	563,312	1,473,867	910,555

See footnotes at end of table.

## MASSACHUSETTS

453

TABLE 10.—GENERAL STATISTICS FOR CITIES HAVING 100,000 OR MORE INHABITANTS, BY INDUSTRIES:  
1939—Continued

Group No.	INDUSTRY	*Number of establishments	*Proprietors and firm members	*Salaried officers of corporations	*Salaried employees	*Wage earners (average for year)	Salaries of officers of corporations	Salaries of employees	Wages	Cost of materials, supplies, fuel, purchased electric energy, and contract work	Value of products	Value added by manufacture
BOSTON—Continued												
1	Ice cream and ice	12	4	9	13	153	\$42,473	\$18,758	\$167,975	\$1,742,962	\$3,127,440	\$1,384,478
1	Ice, manufactured	11		7	14	105	9,800	27,572	150,895	231,243	1,540,306	1,309,063
12	Industrial leather belting and packing leather	3	1	2	3	25	( <sup>1</sup> )	( <sup>1</sup> )	( <sup>1</sup> )	( <sup>1</sup> )	( <sup>1</sup> )	( <sup>1</sup> )
17	Industrial machinery, not elsewhere classified	3	3	6	31	136	( <sup>1</sup> )	( <sup>1</sup> )	( <sup>1</sup> )	( <sup>1</sup> )	( <sup>1</sup> )	( <sup>1</sup> )
9	Insecticides, fungicides, and related industrial and household chemical compounds	11	2	14	16	66	27,319	22,427	40,367	191,441	438,431	246,090
20	Jewelry cases and instrument cases	6	4	5	52	342	( <sup>1</sup> )	( <sup>1</sup> )	( <sup>1</sup> )	( <sup>1</sup> )	( <sup>1</sup> )	( <sup>1</sup> )
15	Jewelry (precious metals)	14	9	5	11	32	( <sup>1</sup> )	( <sup>1</sup> )	( <sup>1</sup> )	( <sup>1</sup> )	( <sup>1</sup> )	( <sup>1</sup> )
3	Knitted outerwear (except knit gloves)—regular factories or jobbers	11	3	13	21	220	54,871	33,826	175,195	584,854	925,807	340,953
20	engaging contractors	3	3		3	32		3,306	27,929	28,458	75,619	47,161
12	Lamp shades	3	3									
12	Leather: tanned, curried, and finished—regular factories or jobbers	15	7	3	1	1	13,130	1,800	1,820	6,089,923	7,045,538	955,615
15	engaging contractors											
15	Lighting fixtures	4	3	2	6	36	8,400	11,662	27,832	120,747	247,950	127,203
1	Liquors, rectified or blended	7		9	18	135	( <sup>1</sup> )	( <sup>1</sup> )	( <sup>1</sup> )	( <sup>1</sup> )	( <sup>1</sup> )	( <sup>1</sup> )
8	Lithographing and photo-lithographing (including preparation of stones or plates and dry transfers)	17	4	25	44	370	106,807	77,692	501,544	635,015	1,772,289	1,137,274
8	Machine and hand typesetting (including advertisement typesetting)	13	7	19	32	217	( <sup>1</sup> )	( <sup>1</sup> )	( <sup>1</sup> )	( <sup>1</sup> )	( <sup>1</sup> )	( <sup>1</sup> )
17	Machine-shop products, not elsewhere classified	34	20	32	106	512	211,149	213,117	732,504	963,097	2,830,588	1,876,491
17	Machine-shop repairs	12	5	9	5	50	22,122	6,370	69,983	54,278	238,010	183,741
17	Machine-tool and other metalworking-machinery accessories, metal-cutting and shaping tools, and machinists' precision tools	5	2	7	4	80	34,560	9,627	128,932	72,495	306,587	234,092
1	Malt liquors	6		12	85	360	139,494	202,741	612,873	1,609,109	4,978,370	3,869,261
6	Mattresses and bedsprings	25	19	27	40	368	137,211	63,094	358,195	1,296,967	2,305,136	1,008,169
1	Meat packing, wholesale	12	7	15	35	551	( <sup>1</sup> )	( <sup>1</sup> )	( <sup>1</sup> )	( <sup>1</sup> )	( <sup>1</sup> )	( <sup>1</sup> )
4	Men's and boys' hats and caps (except felt and straw)	10	23	11	11	85	27,057	9,581	74,408	192,243	405,127	212,884
4	Men's and boys' suits, coats, and overcoats (except work clothing)—made in contract factories	29	30	15	11	471	31,672	12,982	448,124	95,273	729,762	634,489
4	Men's and boys' suits, coats, and overcoats (except work clothing)—made in inside factories or by jobbers engaging contractors	75	27	63	158	3,118	428,434	303,074	3,558,593	10,303,643	17,221,222	6,917,579
6	Mirror frames and picture frames	8	9	6	7	35	9,037	13,646	34,647	123,686	273,740	150,054
13	Mirrors and other glass products made of purchased glass	10	8	4	7	141	29,579	17,184	197,934	208,224	572,262	364,038
20	Miscellaneous fabricated products not elsewhere classified	10	4	10	17	101	57,007	27,471	79,612	267,647	572,343	304,606
4	Miscellaneous fabricated textile products not elsewhere classified	10	7	9	12	121	36,092	30,317	106,158	859,254	1,135,149	275,895
20	Models and patterns (except paper patterns)	13	11	11	6	116	60,192	14,428	203,024	45,636	495,585	449,949
13	Monuments, tombstones, cut-stone, and stone products not elsewhere classified	6	4	3	8	29	6,248	15,104	41,441	166,479	336,265	169,786
18	Motor vehicles, motor-vehicle bodies, parts and accessories	3		4	5	39	9,299	8,423	36,030	54,752	137,666	82,914
8	Newspapers: publishing and printing	18	4	27	1,919	3,113	303,663	4,880,417	6,374,259	9,131,107	30,099,023	20,967,916
8	Newspapers: publishing without printing	6	2	5	14	1	15,537	17,581	1,308	41,244	110,726	69,482
1	Nonalcoholic beverages	30	15	36	44	184	137,377	56,714	201,025	953,658	2,615,634	1,661,976
15	Nonferrous-metal foundries (except aluminum)	8	6	7	7	62	20,695	16,337	84,701	154,693	324,520	169,827
15	Nonferrous-metal products not elsewhere classified	8	8	4	9	48	18,067	15,735	62,647	224,005	429,513	205,508
14	Oil burners, domestic and industrial	5		4	16	16	10,270		14,411	68,950	121,189	52,230
9	Paints, varnishes, and lacquers	8		12	17	95	96,905	30,177	107,544	688,595	1,280,302	591,707
7	Paperboard containers and boxes not elsewhere classified	24	9	35	80	906	170,250	137,297	844,726	2,675,721	4,939,921	2,264,200
6	Partitions, shelving, cabinet work, and office and store fixtures	20	18	12	19	235	51,064	29,649	353,041	652,878	1,375,406	722,528
9	Perfumes, cosmetics, and other toilet preparations	8	2	9	3	23	32,600	5,304	22,510	136,448	278,024	141,576
8	Periodicals: publishing and printing	8	3	7	62	151	41,044	126,700	248,307	234,290	1,039,691	805,401
8	Periodicals: publishing without printing	51	10	60	269	6	310,285	407,694	5,672	1,610,137	3,774,218	2,164,061
8	Photengraving, not done in printing establishments (including preparation of plates)	17	9	32	36	240	177,542	54,297	496,177	141,013	1,185,650	1,044,637
1	Pickled fruits and vegetables and vegetable sauces and seasonings	5	4	4	6	59	( <sup>1</sup> )	( <sup>1</sup> )	( <sup>1</sup> )	( <sup>1</sup> )	( <sup>1</sup> )	( <sup>1</sup> )
5	Planing mills not operated in conjunction with sawmills	7	6	6	9	40	16,845	7,860	66,188	190,324	351,621	161,297

See footnotes at end of table.

TABLE 10.—GENERAL STATISTICS FOR CITIES HAVING 100,000 OR MORE INHABITANTS, BY INDUSTRIES:  
1939—Continued

Group No.	INDUSTRY	*Num- ber of estab- lish- ments	*Propri- etors and firm mem- bers	*Sala- ried officers of cor- pora- tions <sup>1</sup>	*Sala- ried employ- ees <sup>1</sup>	*Wage earners (average for year) <sup>2</sup>	Salaries of officers of corpora- tions <sup>1</sup>	Salaries of employees <sup>1</sup>	Wages	Cost of ma- terials, sup- plies, fuel, purchased electric en- ergy, and contract work	Value of products	Value added by manufac- ture <sup>3</sup>
BOSTON—Continued												
14	Power boilers and associated products.	3		7	6	69	( <sup>4</sup> )	( <sup>4</sup> )	( <sup>4</sup> )	( <sup>4</sup> )	( <sup>4</sup> )	( <sup>4</sup> )
1	Preserves, jams, jellies, and fruit butters.	7	1	4	18	142	\$17,630	\$28,701	\$132,248	\$1,365,324	\$2,183,390	\$818,066
3	Processed waste and recovered wool fibers—contract factories.	3	2		5	84	( <sup>4</sup> )	( <sup>4</sup> )	( <sup>4</sup> )	( <sup>4</sup> )	( <sup>4</sup> )	( <sup>4</sup> )
20	Professional and scientific instruments (except surgical and dental).	6		12	30	162	64,939	56,377	188,667	216,814	752,442	535,628
16	Radios, radio tubes, and phonographs.	3		7	6	66	( <sup>4</sup> )	( <sup>4</sup> )	( <sup>4</sup> )	( <sup>4</sup> )	( <sup>4</sup> )	( <sup>4</sup> )
4	Raincoats and other waterproof gar- ments (except oiled cotton).	11	2	13	27	553	72,425	52,481	383,236	1,631,060	2,549,087	917,127
4	Robes, lounging garments, and dress- ing gowns.	3	1	1	6	41	4,063	7,596	24,567	121,165	189,363	68,198
11	Rubber products not elsewhere classi- fied.	10	1	12	43	276	54,156	63,527	249,267	818,370	1,705,439	887,009
1	Sausages, prepared meats, and other meat products—made in meat- packing establishments.	14	4	20	41	353	99,894	73,702	380,012	5,124,196	6,579,441	1,455,245
14	Screw-machine products and wood screws.	6	4	2	21	110	28,500	52,108	146,259	188,330	626,251	437,912
15	Sheet-metal work not specifically classi- fied.	26	17	25	20	252	92,809	26,141	303,390	498,893	1,163,365	664,472
20	Signs, advertising displays, and adver- tising novelties.	20	12	10	42	233	40,065	76,196	308,773	426,830	1,134,551	707,712
17	Silverware and plated ware.	6	1	8	7	55	23,184	11,265	71,179	89,192	247,699	158,507
15	Special-industry machinery not else- where classified.	5	2	3	23	106	9,632	34,644	131,982	214,296	590,219	375,923
20	Sporting and athletic goods not else- where classified.	6	6	4	6	50	11,199	5,692	45,612	151,616	351,363	199,747
14	Stamped and pressed metal products (except automobile stampings).	5	6		27	256	( <sup>4</sup> )	( <sup>4</sup> )	( <sup>4</sup> )	( <sup>4</sup> )	( <sup>4</sup> )	( <sup>4</sup> )
13	Statuary and art goods (except stone and concrete)—factory production <sup>a</sup> .	8	4	12	5	70	20,242	5,427	75,686	122,860	337,584	214,715
14	Steam fittings, regardless of material.	13		23	341	1,423	204,954	608,870	1,751,032	2,419,529	7,159,378	4,739,849
20	Surgical and medical instruments.	4	2	5	3	46	( <sup>4</sup> )	( <sup>4</sup> )	( <sup>4</sup> )	( <sup>4</sup> )	( <sup>4</sup> )	( <sup>4</sup> )
20	Surgical supplies and equipment not elsewhere classified; orthopedic ap- pliances.	10	2	8	12	71	14,143	18,928	75,533	124,538	292,820	168,282
9	Tanning materials, natural dyestuffs, mordants, assistants, and sizes.	6	1	8	11	22	37,445	18,105	26,325	279,034	480,147	201,113
17	Textile machinery.	6	1	8	23	108	57,190	56,102	111,591	494,307	1,108,597	614,290
14	Tin cans and other tinware not else- where classified.	3		3	57	229	( <sup>4</sup> )	( <sup>4</sup> )	( <sup>4</sup> )	( <sup>4</sup> )	( <sup>4</sup> )	( <sup>4</sup> )
14	Tools (except edge tools, machine tools, files, and saws).	6	4	7	34	158	26,291	62,405	194,891	283,352	816,927	533,575
4	Trimnings (not made in textile mills), stamped art goods, and art needle- work—contract factories <sup>a</sup> .	10	12	3	7	191	18,600	8,238	136,614	40,544	322,903	282,359
4	Trimnings (not made in textile mills), stamped art goods, and art needle- work—made in regular factories or by jobbers engaging contractors.	11	10	5	11	113	( <sup>4</sup> )	( <sup>4</sup> )	( <sup>4</sup> )	( <sup>4</sup> )	( <sup>4</sup> )	( <sup>4</sup> )
6	Upholstered household furniture.	30	24	28	23	319	102,500	29,406	326,078	859,451	1,591,387	740,936
6	Window and door screens and weather strip.	5	6		1	27		1,664	26,431	65,616	124,552	58,936
6	Window shades.	8	8	3	3	40	( <sup>4</sup> )	( <sup>4</sup> )	( <sup>4</sup> )	( <sup>4</sup> )	( <sup>4</sup> )	( <sup>4</sup> )
14	Wirework not elsewhere classified.	7	3	5	11	86	34,737	18,070	66,048	182,612	432,270	240,658
4	Women's and misses' blouses and waists—made in contract factories.	3	3		1	66	( <sup>4</sup> )	( <sup>4</sup> )	( <sup>4</sup> )	( <sup>4</sup> )	( <sup>4</sup> )	( <sup>4</sup> )
4	Women's and misses' blouses and waists—made in inside factories or by jobbers engaging contractors <sup>a</sup> .	11	6	10	17	300	27,180	17,833	244,209	732,966	1,247,196	514,230
4	Women's and misses' dresses (except house dresses)—made in contract fac- tories <sup>a</sup> .	36	45	8	11	888	38,726	16,537	865,889	133,521	1,277,341	1,143,820
4	Women's and misses' dresses (except house dresses)—made in inside fac- tories or by jobbers engaging con- tractors.	42	13	67	90	1,540	317,274	140,006	1,639,136	6,259,500	10,424,082	4,164,582
12	Women's pocketbooks, handbags, and purses <sup>a</sup> .	5	3	7	6	89	19,830	13,248	71,814	215,054	406,106	191,052
6	Wood products not elsewhere classified.	5	4	1		15	2,296		17,101	22,821	63,559	40,738
4	Work clothing (except work shirts), sports garments (except leather), and other men's and boys' apparel, not elsewhere classified.	22	15	17	46	733	68,416	62,737	594,711	1,633,089	2,884,824	1,251,736

See footnotes at end of table.

TABLE 10.—GENERAL STATISTICS FOR CITIES HAVING 100,000 OR MORE INHABITANTS, BY INDUSTRIES:  
1939—Continued

Group No.	INDUSTRY	*Number of establishments	*Proprietors and firm members	*Salaried officers of corporations <sup>1</sup>	*Salaried employees <sup>1</sup>	*Wage earners (average for year) <sup>1</sup>	Salaries of officers of corporations <sup>1</sup>	Salaries of employees <sup>1</sup>	Wages	Cost of materials, supplies, fuel, purchased electric energy, and contract work	Value of products	Value added by manufacture <sup>2</sup>
BOSTON—Continued												
	Other industries <sup>3</sup> .....	553	275	566	3,302	20,696	\$3,587,179	\$5,925,343	\$22,897,818	\$96,142,644	\$167,864,940	\$71,722,305
	OTHER INDUSTRIES, BY INDUSTRY GROUPS <sup>3</sup>											
1	Food and kindred products.....	60	26	49	461	3,015	393,661	840,677	3,919,820	50,799,005	63,168,276	12,369,271
2	Textile-mill products and other fiber manufactures.....	33	12	44	150	2,818	403,002	254,655	2,423,331	3,844,624	9,128,231	5,283,607
4	Apparel and other finished products made from fabrics and other similar materials.....	112	85	81	108	2,242	320,040	165,653	1,783,780	5,527,720	9,776,185	4,248,465
6	Furniture and finished lumber products.....	24	17	13	26	223	47,654	40,404	205,001	596,095	1,144,669	548,574
7	Paper and allied products.....	10	3	8	30	378	27,744	69,592	428,407	1,197,980	2,262,119	1,064,139
8	Printing, publishing, and allied industries.....	55	18	75	914	1,129	482,157	1,532,987	1,230,273	3,387,205	11,093,772	7,706,567
9	Chemicals and allied products.....	32	6	34	158	698	105,313	290,916	802,607	7,054,427	11,657,973	4,603,546
12	Leather and leather products.....	22	17	19	37	752	133,710	61,427	535,761	1,189,774	2,531,894	1,342,120
14	Iron and steel and their products, except machinery.....	42	19	56	328	2,260	479,489	743,038	2,718,525	5,747,103	17,017,538	11,270,435
15	Nonferrous metals and their products.....	22	16	13	16	77	37,154	22,643	104,559	650,879	1,024,810	373,931
16	Electrical machinery.....	26	8	34	289	1,479	243,789	696,286	1,898,074	4,380,440	11,341,771	6,961,331
17	Machinery (except electrical).....	37	10	61	355	2,226	414,119	572,923	3,299,041	4,935,819	12,566,778	7,570,959
20	Miscellaneous industries.....	51	27	54	239	2,310	270,176	425,764	2,115,540	4,389,257	9,315,949	4,926,692
2	Tobacco manufactures.....	10	6	8	19	187						
13	Stone, clay, and glass products.....	8	2	7	26	139	139,171	208,378	1,432,199	2,442,316	5,894,984	3,452,668
5	Lumber and timber basic products.....	1										
10	Products of petroleum and coal.....	1	3	10	66	793						
19	Transportation equipment except automobiles.....	7										
CAMBRIDGE												
	All industries, total.....	362	131	387	2,415	16,662	\$2,284,393	\$4,703,733	\$19,097,775	\$56,214,541	\$127,319,568	\$71,105,027
1	Biscuit, crackers, and pretzels.....	3		1	19	520	( <sup>4</sup> )	( <sup>4</sup> )	( <sup>4</sup> )	( <sup>4</sup> )	( <sup>4</sup> )	( <sup>4</sup> )
8	Bookbinding and related industries.....	5	1	5	22	138	25,860	43,147	174,990	123,700	390,516	266,816
8	Books: publishing and printing.....	4	2	8	141	1,220	( <sup>4</sup> )	( <sup>4</sup> )	( <sup>4</sup> )	( <sup>4</sup> )	( <sup>4</sup> )	( <sup>4</sup> )
12	Boot and shoe cut stock and findings.....	4		12	14	139	47,204	17,958	126,986	397,104	785,996	388,892
1	Bread and other bakery products (except biscuit, crackers, and pretzels).....	37	33	10	104	1,205	28,940	218,567	1,631,153	2,686,724	6,763,935	4,077,211
1	Candy and other confectionery products.....	16	3	24	240	2,478	200,793	353,676	1,927,244	6,810,728	12,458,386	5,641,658
9	Cleaning and polishing preparations, blackings, and dressings.....	4		4	26	185	( <sup>4</sup> )	( <sup>4</sup> )	( <sup>4</sup> )	( <sup>4</sup> )	( <sup>4</sup> )	( <sup>4</sup> )
4	Coats, suits, and skirts (except fur coats)—made in contract factories.....	3	3		1	72		936	66,172	5,714	89,785	84,071
13	Concrete products.....	3	2	5	4	82	( <sup>4</sup> )	( <sup>4</sup> )	( <sup>4</sup> )	( <sup>4</sup> )	( <sup>4</sup> )	( <sup>4</sup> )
15	Electroplating, plating, and polishing.....	4	3	5	5	88	9,140	7,865	95,792	103,571	263,513	159,042
14	Fabricated structural steel and ornamental metalwork, made in plants not operated in connection with rolling mills.....	5	2	3	14	45	7,700	24,382	71,804	232,708	450,943	218,235
1	Flavoring extracts and flavoring sirups, not elsewhere classified.....	3		2	2	49	( <sup>4</sup> )	( <sup>4</sup> )	( <sup>4</sup> )	( <sup>4</sup> )	( <sup>4</sup> )	( <sup>4</sup> )
1	Food preparations, not elsewhere classified.....	4	4		2	12		1,402	8,197	35,961	70,093	34,132
8	General commercial (job) printing.....	23	14	17	48	235	80,424	88,104	348,751	524,319	1,345,575	821,256
6	Household furniture, except upholstered.....	6	1	10	21	212	49,530	44,622	296,909	259,696	889,574	629,878
1	Ice cream and ices.....	6	2	3	20	50	19,109	35,945	68,443	493,312	1,139,099	645,787
9	Insecticides, fungicides, and related industrial and household chemical compounds.....	3		5	1	11	( <sup>4</sup> )	( <sup>4</sup> )	( <sup>4</sup> )	( <sup>4</sup> )	( <sup>4</sup> )	( <sup>4</sup> )
17	Machine-shop products, not elsewhere classified.....	6	1	11	25	198	77,090	70,945	317,476	481,209	1,208,613	727,404
6	Mattresses and bedsprings.....	3	1	3	5	43	( <sup>4</sup> )	( <sup>4</sup> )	( <sup>4</sup> )	( <sup>4</sup> )	( <sup>4</sup> )	( <sup>4</sup> )
20	Miscellaneous fabricated products not elsewhere classified.....	3	1	2	2	22	( <sup>4</sup> )	( <sup>4</sup> )	( <sup>4</sup> )	( <sup>4</sup> )	( <sup>4</sup> )	( <sup>4</sup> )
20	Models and patterns (except paper patterns).....	3	1	3	1	8	5,580	2,600	11,990	5,511	40,951	35,440
13	Monuments, tombstones, cut-stone, and stone products not elsewhere classified.....	5	2	7	3	32	10,337	4,888	40,031	55,690	141,255	85,565
1	Nonalcoholic beverages.....	4		4	5	14	( <sup>4</sup> )	( <sup>4</sup> )	( <sup>4</sup> )	( <sup>4</sup> )	( <sup>4</sup> )	( <sup>4</sup> )
15	Nonferrous-metal foundries (except aluminum).....	3	1	3	1	27	5,487	1,975	34,749	86,476	141,980	55,504
7	Paperboard containers and boxes not elsewhere classified.....	4	1	3	42	266	13,060	67,528	256,946	402,489	870,691	468,202

See footnotes at end of table.

## CENSUS OF MANUFACTURES: 1939

TABLE 10.—GENERAL STATISTICS FOR CITIES HAVING 100,000 OR MORE INHABITANTS, BY INDUSTRIES:  
1939—Continued

Group No.	INDUSTRY	*Number of establishments	*Proprietors and firm members	*Salaries of officers of corporations <sup>1</sup>	*Salaries of employees <sup>1</sup>	*Wage earners (average for year) <sup>2</sup>	Salaries of officers of corporations <sup>1</sup>	Salaries of employees <sup>1</sup>	Wages	Cost of materials, supplies, fuel, purchased electric energy, and contract work	Value of products	Value added by manufacture <sup>3</sup>
CAMBRIDGE—Continued												
8	Periodicals: publishing without printing	10		5	18		\$15,046	\$38,439		\$164,802	\$288,791	\$123,969
6	Public-building furniture	3	3	1	1	14	( <sup>4</sup> )	( <sup>4</sup> )	( <sup>4</sup> )	( <sup>4</sup> )	( <sup>4</sup> )	( <sup>4</sup> )
4	Raincoats and other waterproof garments (except oiled cotton)	3	2	2	4	169	12,368	8,041	\$169,477	133,551	381,030	247,479
11	Rubber products not elsewhere classified	5	1	9	206	1,151	124,092	406,575	1,510,414	6,757,617	11,456,424	4,698,807
1	Sausages, prepared meats, and other meat products—not made in meat-packing establishments	3	2	2		2	2,560		1,940	32,404	48,402	15,998
15	Secondary smelting and refining of non-ferrous metals, not elsewhere classified	3		5	1	17	( <sup>4</sup> )	( <sup>4</sup> )	( <sup>4</sup> )	( <sup>4</sup> )	( <sup>4</sup> )	( <sup>4</sup> )
15	Sheet-metal work not specifically classified	8	1	10	14	151	47,026	28,273	201,312	354,778	732,077	377,290
9	Soap and glycerin	8	2	6	463	1,225	( <sup>4</sup> )	( <sup>4</sup> )	( <sup>4</sup> )	( <sup>4</sup> )	( <sup>4</sup> )	( <sup>4</sup> )
14	Stamped and pressed metal products (except automobile stampings)	3		7	15	146	( <sup>4</sup> )	( <sup>4</sup> )	( <sup>4</sup> )	( <sup>4</sup> )	( <sup>4</sup> )	( <sup>4</sup> )
6	Upholstered household furniture	4		8	7	98	29,380	9,900	108,176	206,808	396,967	190,159
6	Window and door screens and weather strip	3	1	3	2	16	6,200	2,551	19,388	80,334	136,778	56,444
4	Work clothing (except work shirts), sport garments (except leather), and other men's and boys' apparel, not elsewhere classified	3	1	2	8	144	( <sup>4</sup> )	( <sup>4</sup> )	( <sup>4</sup> )	( <sup>4</sup> )	( <sup>4</sup> )	( <sup>4</sup> )
	Other industries <sup>5</sup>	192	52	232	1,601	9,865	1,466,869	3,195,414	11,609,435	35,773,335	86,828,194	51,054,859
OTHER INDUSTRIES, BY INDUSTRY GROUPS <sup>6</sup>												
1	Food and kindred products	23	2	16	53	781	100,509	105,574	856,745	3,119,488	7,514,238	4,394,750
3	Textile-mill products and other fiber manufactures	4		9	29	180	83,020	40,499	175,535	604,022	1,180,875	576,853
4	Apparel and other finished products made from fabrics and similar materials	8	2	7	20	340	28,260	40,780	316,412	700,130	1,280,776	529,646
6	Furniture and finished lumber products	15	11	8	32	241	26,490	58,775	268,717	628,065	1,272,202	644,137
7	Paper and allied products	4		10	10	117	80,633	17,423	147,240	832,447	1,307,835	475,388
8	Printing, publishing, and allied industries	19	8	19	160	1,372	73,099	332,151	1,810,371	1,730,631	6,322,367	4,591,736
9	Chemicals and allied products	28	4	24	551	1,671	134,776	1,151,110	2,288,600	15,796,927	38,564,618	22,767,691
13	Stone, clay, and glass products	8	2	10	18	250	81,432	33,576	347,614	861,845	1,584,933	1,022,088
14	Iron and steel and their products, except machinery	18	4	27	144	933	124,866	263,799	1,455,029	2,179,586	6,290,357	4,110,771
15	Nonferrous metals and their products	8	4	10	4	49	55,400	5,614	49,853	339,180	545,006	205,817
17	Machinery (except electrical)	17	7	21	111	661	167,344	282,504	737,055	1,578,804	4,431,047	2,852,243
20	Miscellaneous industries	19	5	29	122	663	134,616	207,489	593,820	1,296,161	4,049,297	2,753,136
10	Products of petroleum and coal	4	1	1	6	25						
12	Leather and leather products	6		15	106	1,529						
16	Electrical machinery	6	2	14	176	579						
5	Lumber and timber basic products	2					376,424	656,120	2,562,444	6,046,040	12,175,643	6,129,603
11	Rubber products	1		12	39	474						
18	Automobiles and automobile equipment	2										
FALL RIVER												
	All industries, total	244	158	148	1,153	24,669	\$830,832	\$1,030,948	\$10,303,076	\$39,464,422	\$72,881,639	\$33,417,217
1	Bread and other bakery products (except biscuits, crackers, and pretzels)	48	54	2	17	242	3,640	24,008	244,374	786,542	1,395,483	608,941
3	Cotton broad woven goods	18	1	13	217	9,534	100,888	447,146	8,328,316	9,820,084	21,180,743	11,360,659
3	Cotton narrow fabrics	6	3	7	13	278	40,963	24,122	219,516	461,242	967,187	495,945
3	Cotton yarn	3		5	13	454	( <sup>4</sup> )	( <sup>4</sup> )	( <sup>4</sup> )	( <sup>4</sup> )	( <sup>4</sup> )	( <sup>4</sup> )
4	Curtnes, draperies, and bedspreads—made in regular factories or by jobbers engaging contractors	8	5	6	46	738	40,706	54,150	386,602	2,888,149	3,862,612	974,463
3	Dyeing and finishing cotton, rayon, silk, and linen textiles	8		10	87	815	54,921	162,394	719,765	2,933,481	4,722,314	1,788,833
4	General commercial job printing	7	3	4	3	31	4,434	3,445	36,649	37,947	99,318	61,371
8	House dresses, uniforms, and aprons—made in contract factories	4	2	1	11	334	2,080	23,376	214,120	24,755	347,725	322,970
1	Macaroni, spaghetti, vermicelli, and noodles	3	6			9			( <sup>4</sup> )	( <sup>4</sup> )	( <sup>4</sup> )	( <sup>4</sup> )

See footnotes at end of table.

TABLE 10.—GENERAL STATISTICS FOR CITIES HAVING 100,000 OR MORE INHABITANTS, BY INDUSTRIES:  
1939—Continued

Group No.	INDUSTRY	*Number of establishments	*Proprietors and firm members	*Salaries of officers of corporations	*Salaries of employees	*Wage earners (average for year)	Salaries of officers of corporations	Salaries of employees	Wages	Cost of materials, supplies, fuel, purchased electric energy, and contract work	Value of products	Value added by manufacture
FALL RIVER—Continued												
17	Machine-shop repairs.....	4	2	4	1	12	( <sup>1</sup> )	( <sup>1</sup> )	( <sup>1</sup> )	( <sup>1</sup> )	( <sup>1</sup> )	( <sup>1</sup> )
4	Men's and boys' suits, coats, and overcoats (except work clothing)—made in inside factories or by jobbers engaging contractors.....	3	4	3	19	615	\$12,000	\$31,700	\$482,276	\$1,242,637	\$2,019,643	\$807,006
1	Nonalcoholic beverages.....	7	3	6	2	18	13,720	1,695	12,843	69,087	161,632	92,545
7	Paperboard containers and boxes not elsewhere classified.....	5	3	5	21	205	( <sup>1</sup> )	( <sup>1</sup> )	( <sup>1</sup> )	( <sup>1</sup> )	( <sup>1</sup> )	( <sup>1</sup> )
5	Planing mills not operated in conjunction with sawmills.....	4	-----	4	7	48	18,585	11,225	48,680	151,388	287,119	135,731
3	Rayon broad woven goods—regular factories or jobbers engaging contractors.....	3	-----	3	40	768	( <sup>1</sup> )	( <sup>1</sup> )	( <sup>1</sup> )	( <sup>1</sup> )	( <sup>1</sup> )	( <sup>1</sup> )
1	Sausages, prepared meats, and other meat products—not made in meat-packing establishments.....	11	8	3	3	29	4,776	2,917	25,108	389,447	483,378	93,931
17	Textile machinery.....	4	1	4	13	107	( <sup>1</sup> )	( <sup>1</sup> )	( <sup>1</sup> )	( <sup>1</sup> )	( <sup>1</sup> )	( <sup>1</sup> )
	Other industries <sup>4</sup> .....	120	75	89	728	11,988	528,124	1,143,870	8,674,827	29,659,663	37,334,485	16,674,822
OTHER INDUSTRIES, BY INDUSTRY GROUPS <sup>5</sup>												
1	Food and kindred products.....	9	8	1	8	63	15,000	14,106	77,391	239,539	533,815	294,276
3	Textile-mill products and other fiber manufactures.....	25	6	25	235	4,471	104,474	364,658	3,481,639	7,888,704	13,934,310	6,045,606
4	Apparel and other finished products made from fabrics and similar materials.....	39	37	25	246	5,905	229,784	355,907	3,701,210	8,966,992	15,823,875	6,856,883
6	Furniture and finished lumber products.....	4	2	4	14	71	7,793	15,970	52,548	122,183	261,751	139,598
14	Iron and steel and their products, except machinery.....	5	2	3	7	54	12,118	14,784	67,328	148,169	305,534	157,365
17	Machinery (except electrical).....	13	7	12	21	152	51,292	37,695	210,572	321,040	1,017,082	696,042
20	Miscellaneous industries.....	3	2	1	2	10	2,050	1,480	8,612	18,699	41,288	23,193
7	Paper and allied products.....	6	3	6	22	215						
8	Printing, publishing, and allied industries.....	4	2	5	50	81						
9	Chemicals and allied products.....	3	1	-----	3	38						
12	Leather and leather products.....	3	-----	5	13	176	105,613	339,270	1,075,527	2,954,946	5,416,830	2,461,884
2	Tobacco manufactures.....	1	-----	-----	-----	-----						
11	Rubber products.....	1	-----	-----	-----	-----						
13	Stone, clay, and glass products.....	2	5	2	197	662						
15	Nonferrous metals and their products.....	2	-----	-----	-----	-----						
LOWELL												
	All industries, total.....	204	107	184	1,027	13,828	\$973,795	\$1,705,270	\$12,035,687	\$35,556,252	\$61,949,591	\$26,393,339
12	Boot and shoe cut stock and findings.....	9	2	12	18	316	25,107	21,281	217,848	618,334	1,059,891	441,557
1	Bread and other bakery products (except biscuit, crackers, and pretzels).....	30	31	2	3	143	4,940	4,756	146,927	428,499	770,525	342,026
1	Candy and other confectionery products.....	3	2	1	2	20	2,500	3,553	16,641	72,974	151,679	78,705
7	Fiber cans, tubes, and similar products.....	3	-----	7	3	91	( <sup>1</sup> )	( <sup>1</sup> )	( <sup>1</sup> )	( <sup>1</sup> )	( <sup>1</sup> )	( <sup>1</sup> )
12	Footwear (except rubber).....	9	2	15	95	1,835	60,122	136,074	1,333,841	2,465,469	4,741,736	2,336,267
8	General commercial (job) printing.....	11	10	4	60	340	24,110	125,777	496,529	901,652	2,165,205	1,263,553
1	Ice cream and ices.....	3	3	3	1	7	8,780	1,570	8,435	84,272	130,007	45,735
3	Knitted outerwear (except knit gloves)—regular factories or jobbers engaging contractors.....	4	-----	0	40	636	120,665	62,724	467,712	1,590,591	2,464,463	873,872
6	Mattresses and bedsprings.....	4	1	4	3	28	13,830	2,228	21,233	92,000	170,136	78,136
8	Newspapers: publishing and printing.....	5	3	5	107	148	20,670	135,440	243,380	166,810	854,632	687,822
1	Nonalcoholic beverages.....	5	6	2	3	12	4,650	4,289	10,164	74,434	175,237	100,803
7	Paperboard containers and boxes not elsewhere classified.....	7	5	6	13	137	18,183	18,493	100,829	465,167	787,411	322,244
1	Sausages, prepared meats, and other meat products—not made in meat-packing establishments.....	3	1	3	7	57	( <sup>1</sup> )	( <sup>1</sup> )	( <sup>1</sup> )	( <sup>1</sup> )	( <sup>1</sup> )	( <sup>1</sup> )
17	Textile machinery.....	10	4	12	24	242	100,287	37,881	245,593	537,148	1,182,183	645,035
3	Woolen and worsted manufactures—regular factories or jobbers engaging contractors.....	0	3	6	78	2,327	20,763	181,107	2,080,129	9,701,770	15,180,797	5,479,027

See footnotes at end of table.

TABLE 10.—GENERAL STATISTICS FOR CITIES HAVING 100,000 OR MORE INHABITANTS, BY INDUSTRIES:  
1939—Continued

Group No.	INDUSTRY	*Number of establishments	*Proprietors and firm members	*Salaried officers of corporations <sup>1</sup>	*Salaried employees <sup>1</sup>	*Wage earners (average for year) <sup>2</sup>	Salaries of officers of corporations <sup>1</sup>	Salaries of employees <sup>1</sup>	Wages	Cost of materials, supplies, fuel, purchased electric energy, and contract work	Value of products	Value added by manufacture <sup>1</sup>
LOWELL—Continued												
	Other industries <sup>1</sup>	95	35	103	580	7,635	\$549,188	\$970,097	\$6,046,426	\$18,417,132	\$32,115,089	\$13,608,557
OTHER INDUSTRIES, BY INDUSTRY GROUPS <sup>2</sup>												
1	Food and kindred products	12	2	16	38	703	105,062	90,537	600,006	3,214,702	6,957,498	3,742,796
3	Textile mill products and other fiber manufactures	25	7	30	342	5,108	237,342	605,102	4,065,779	9,219,250	15,457,070	6,237,820
4	Apparel and other finished products made from fabrics and similar materials	10	4	6	31	324	28,440	48,788	216,610	549,906	1,051,874	501,968
8	Printing, publishing, and allied industries	5	5		4	26		8,393	39,576	20,933	118,492	97,559
14	Iron and steel and their products, except machinery	7	1	13	12	80	55,949	15,649	92,724	183,507	401,933	218,426
17	Machinery (except electrical)	7	5	5	8	29	7,404	9,389	32,065	38,385	106,273	67,888
6	Furniture and finished lumber products	5	1	8	19	286						
7	Paper and allied products	3		7	3	91						
9	Chemicals and allied products	6	2	6	13	53						
12	Leather and leather products	4	3	3	9	521						
15	Nonferrous metals and their products	3	1	1	5	28	114,991	192,239	1,599,606	5,190,449	8,022,549	2,832,100
5	Lumber and timber base products	1										
11	Rubber products	1										
13	Stone, clay, and glass products	2	4	8	96	386						
16	Electrical machinery	2										
20	Miscellaneous industries	2										
LYNN												
	All industries, total	272	167	247	2,699	12,656	\$1,204,587	\$6,126,556	\$17,086,325	\$25,161,409	\$70,495,275	\$45,333,866
12	Boot and shoe cut stock and findings	40	32	29	58	618	95,819	60,518	515,936	2,389,717	3,690,934	1,501,217
1	Bread and other bakery products (except biscuit, crackers, and pretzels)	30	27	7	44	947	56,330	64,927	1,666,951	1,721,110	4,158,780	2,437,620
1	Candy and other confectionery products	3		4		38	( <sup>1</sup> )		( <sup>1</sup> )	( <sup>1</sup> )	( <sup>1</sup> )	( <sup>1</sup> )
9	Cleaning and polishing preparations, blackings, and dressings	9	4	12	10	32	50,725	12,978	37,676	195,507	468,935	273,428
14	Cutlery (except aluminum, silver, and plated cutlery) and edge tools	10	11	8	10	262	( <sup>1</sup> )	( <sup>1</sup> )	( <sup>1</sup> )	( <sup>1</sup> )	( <sup>1</sup> )	( <sup>1</sup> )
9	Drugs and medicines (including drug grinding)	3		9	29	43	( <sup>1</sup> )	( <sup>1</sup> )	( <sup>1</sup> )	( <sup>1</sup> )	( <sup>1</sup> )	( <sup>1</sup> )
1	Food preparations, not elsewhere classified	3	1	7	3	19	( <sup>1</sup> )	( <sup>1</sup> )	( <sup>1</sup> )	( <sup>1</sup> )	( <sup>1</sup> )	( <sup>1</sup> )
12	Footwear (except rubber)	35	9	49	102	1,789	128,958	152,455	1,224,623	2,076,077	4,110,788	2,034,711
8	General commercial (job) printing	14	16	9	8	49	20,460	6,472	58,890	83,154	260,323	177,169
6	Lasts and related products	7		12	20	161	( <sup>1</sup> )	( <sup>1</sup> )	( <sup>1</sup> )	( <sup>1</sup> )	( <sup>1</sup> )	( <sup>1</sup> )
12	Leather: tanned, curried, and finished—regular factories or jobbers engaging contractors	7		10	63	944	158,350	119,555	1,103,434	3,395,781	5,436,128	2,040,347
6	Mattresses and bedsprings	5	3	4	5	24	10,564	3,053	25,865	131,237	215,464	84,227
20	Miscellaneous fabricated products not elsewhere classified	3	2		3	13		3,521	9,543	13,570	60,147	46,577
20	Models and patterns (except paper patterns)	4	4	1		27	3,500		51,344	23,521	107,418	83,897
13	Monuments, tombstones, cut-stone, and stone products not elsewhere classified	3	2	1	1	8	3,000	1,170	11,583	9,531	35,231	25,700
1	Nonalcoholic beverages	5	1	5	8	40	22,021	11,547	48,952	209,535	429,871	220,336
11	Rubber products not elsewhere classified	4	2	4	12	33	( <sup>1</sup> )	( <sup>1</sup> )	( <sup>1</sup> )	( <sup>1</sup> )	( <sup>1</sup> )	( <sup>1</sup> )
1	Sausages, prepared meats, and other meat products—not made in meat-packing establishments	4	5	3	6	24	5,160	3,095	25,094	229,854	325,462	95,608
17	Special-industry machinery, not elsewhere classified	6	2	6	9	47	( <sup>1</sup> )	( <sup>1</sup> )	( <sup>1</sup> )	( <sup>1</sup> )	( <sup>1</sup> )	( <sup>1</sup> )
6	Wood products not elsewhere classified	3	3	2	3	35	4,264	6,264	31,282	47,147	117,542	70,395
	Other industries <sup>1</sup>	110	59	115	2,388	8,106	645,436	5,675,001	12,275,143	14,635,068	51,078,302	36,442,634
OTHER INDUSTRIES, BY INDUSTRY GROUPS <sup>2</sup>												
1	Food and kindred products	11	5	14	8	89	68,135	12,338	93,020	463,941	1,022,553	558,612
4	Apparel and other finished products made from fabrics and similar products	12	3	14	23	400	78,290	31,329	313,054	879,963	1,542,367	662,404
6	Furniture and finished lumber products	12	1	18	23	197	46,368	40,103	252,989	244,931	749,401	504,470
12	Leather and leather products	4	3	2	6	40	7,242	8,338	30,657	50,044	112,228	62,184
14	Iron and steel and their products, except machinery	21	20	21	35	459	168,708	60,369	521,097	553,744	1,807,150	1,253,406

See footnotes at end of table.

## MASSACHUSETTS

459

TABLE 10.—GENERAL STATISTICS FOR CITIES HAVING 100,000 OR MORE INHABITANTS, BY INDUSTRIES:  
1939—Continued

Group No.	INDUSTRY	*Number of establishments	*Proprietors and firm members	*Salaried officers of corporations <sup>1</sup>	*Salaried employees <sup>1</sup>	*Wage earners (average for year) <sup>2</sup>	Salaries of officers of corporations <sup>1</sup>	Salaries of employees <sup>1</sup>	Wages	Cost of materials, supplies, fuel, purchased electric energy, and contract work	Value of products	Value added by manufacture <sup>3</sup>
LYNN—Continued												
OTHER INDUSTRIES, ETC. <sup>4</sup> —Continued												
16	Nonferrous metals and their products.....	5	7	3	23			\$1,453	\$23,163	\$41,167	\$93,953	\$52,786
17	Machinery (except electrical).....	13	8	8	35	183	\$35,396	71,687	225,226	263,194	786,687	523,493
20	Miscellaneous industries.....	6	4	3	43	217	6,116	102,924	366,650	596,507	1,537,578	941,071
8	Printing, publishing, and allied industries.....	4	3	2	77	112						
9	Chemicals and allied products.....	4	1	9	29	44						
11	Rubber products.....	4	2	4	12	33						
16	Electrical machinery.....	5		7	2,065	5,859						
3	Textile-mill products and other fiber manufactures.....	3					235,172	5,346,460	10,449,287	11,542,177	43,426,385	31,884,208
5	Lumber and timber basic products.....	1										
7	Paper and allied products.....	1	2	13	29	441						
13	Stone, clay, and glass products.....	2										
18	Automobiles and automobile equipment.....	2										
NEW BEDFORD												
All industries, total.....												
		197	135	112	1,293	22,115	\$670,550	\$2,133,105	\$19,061,947	\$36,253,580	\$72,807,267	\$36,553,687
1	Bread and other bakery products (except biscuit, crackers, and pretzels).....	43	49	4	30	358	8,840	62,589	449,950	1,062,031	2,234,591	1,232,860
3	Cotton broad woven goods.....	11		17	222	6,987	99,454	421,562	5,879,410	8,786,700	18,802,348	10,015,648
3	Cotton yarn.....	3		6	72	2,343	54,200	138,062	1,751,399	3,214,479	5,652,217	2,437,738
8	General commercial (job) printing.....	8	7	2	6	43	10,400	8,627	46,163	60,880	188,431	127,551
1	Ice cream and ices.....	3	3		4	6		5,741	7,745	97,596	175,956	78,360
17	Machine-shop products, not elsewhere classified.....	4	3	2	2	18	( <sup>4</sup> )	( <sup>4</sup> )	( <sup>4</sup> )	( <sup>4</sup> )	( <sup>4</sup> )	( <sup>4</sup> )
17	Machine-shop repairs.....	7	5		7	38		8,189	48,060	83,182	204,767	121,585
8	Newspapers: publishing and printing.....	4	1	1	94	106	( <sup>4</sup> )	( <sup>4</sup> )	( <sup>4</sup> )	( <sup>4</sup> )	( <sup>4</sup> )	( <sup>4</sup> )
1	Nonalcoholic beverages.....	7	5	2	3	14	1,658	5,450	14,221	69,962	181,864	111,902
5	Planing mills not operated in conjunction with sawmills.....	5	3	3	4	27	3,447	4,732	24,661	64,521	116,489	51,968
3	Rayon broad woven goods—contract factories.....	3	2	1	8	147	2,250	5,711	99,365	24,120	156,260	132,140
3	Rayon broad woven goods—regular factories or jobbers engaging contractors.....	4		5	132	4,362	( <sup>4</sup> )	( <sup>4</sup> )	( <sup>4</sup> )	( <sup>4</sup> )	( <sup>4</sup> )	( <sup>4</sup> )
1	Sausages, prepared meats, and other meat products—not made in meat-packing establishments.....	11	7	6	2	24	11,070	3,668	26,707	351,955	465,237	113,282
20	Signs, advertising displays, and advertising novelties.....	3	3	2	1	7	2,469	1,170	7,233	9,823	32,191	22,368
17	Textile machinery.....	9	8	2	19	100	18,364	26,605	106,935	160,027	426,123	266,096
	Other industries <sup>5</sup> .....	84	43	67	900	12,019	458,404	1,440,999	10,620,098	22,328,304	44,170,493	21,842,189
OTHER INDUSTRIES, BY INDUSTRY GROUPS <sup>6</sup>												
1	Food and kindred products.....	4	1	3	23	98	23,016	49,005	147,753	856,484	2,082,857	1,226,373
3	Textile-mill products and other fiber manufactures.....	15	6	15	171	4,663	104,335	310,148	4,142,818	9,130,950	15,797,255	6,666,305
4	Apparel and other finished products made from fabrics and similar materials.....	19	14	9	111	2,851	29,520	160,004	1,815,204	4,488,479	7,594,454	3,105,975
7	Paper and allied products.....	4	1	2	26	361	10,100	37,376	313,737	322,884	800,088	477,204
12	Leather and leather products.....	7		10	72	1,063	46,152	136,107	885,670	2,033,396	4,027,694	1,994,298
16	Electrical machinery.....	4	1	6	110	842	36,720	142,701	600,960	847,697	2,131,936	1,284,239
6	Furniture and finished lumber products.....	3	6		3	37						
8	Printing, publishing, and allied industries.....	6	3	1	95	112						
9	Chemicals and allied products.....	4	1	5	59	425						
14	Iron and steel and their products, except machinery.....	3	1	6	36	349						
15	Nonferrous metals and their products.....	4	2	3	107	502	208,561	605,658	2,713,956	4,648,414	11,736,200	7,087,795
17	Machinery (except electrical).....	5	3	5	74	590						
19	Transportation equipment except automobiles.....	3	4		7	82						
10	Products of petroleum and coal.....	1										
13	Stone, clay, and glass products.....	1		2	15	44						
20	Miscellaneous industries.....	1										

See footnotes at end of table.



## CENSUS OF MANUFACTURES: 1939

TABLE 10.—GENERAL STATISTICS FOR CITIES HAVING 100,000 OR MORE INHABITANTS, BY INDUSTRIES:  
1939—Continued

Group No.	INDUSTRY	*Number of establishments	*Proprietors and firm members	*Salaried officers of corporations <sup>1</sup>	*Salaried employees <sup>1</sup>	*Wage earners (average for year) <sup>2</sup>	Salaries of officers of corporations <sup>1</sup>	Salaries of employees <sup>1</sup>	Wages	Cost of materials, supplies, fuel, purchased electric energy, and contract work	Value of products	Value added by manufacture <sup>3</sup>
SOMERVILLE												
	All industries, total.....	132	78	89	603	5,220	\$533,508	\$1,140,056	\$7,163,363	\$50,557,584	\$70,512,408	\$19,954,824
1	Bread and other bakery products (except biscuit, crackers, and pretzels)...	31	30	2	103	1,190	3,800	163,424	1,624,575	3,673,895	7,341,388	3,667,493
1	Candy and other confectionery products.....	4	2	1	7	156	( <sup>4</sup> )	( <sup>4</sup> )	( <sup>4</sup> )	( <sup>4</sup> )	( <sup>4</sup> )	( <sup>4</sup> )
14	Fabricated structural steel and ornamental metalwork, made in plants not operated in connection with rolling mills.....	5	4	5	12	48	( <sup>4</sup> )	( <sup>4</sup> )	( <sup>4</sup> )	( <sup>4</sup> )	( <sup>4</sup> )	( <sup>4</sup> )
8	General commercial (job) printing.....	7	4	8	2	64	26,884	2,050	86,528	64,166	207,834	143,668
1	Ice cream and ices.....	3	2	2	12	44	( <sup>4</sup> )	( <sup>4</sup> )	( <sup>4</sup> )	( <sup>4</sup> )	( <sup>4</sup> )	( <sup>4</sup> )
1	Nonalcoholic beverages.....	4	2		4	75	( <sup>4</sup> )	( <sup>4</sup> )	( <sup>4</sup> )	( <sup>4</sup> )	( <sup>4</sup> )	( <sup>4</sup> )
1	Sausages, prepared meats, and other meat products—not made in meat-packing establishments.....	3	1	1	14	228	( <sup>4</sup> )	( <sup>4</sup> )	( <sup>4</sup> )	( <sup>4</sup> )	( <sup>4</sup> )	( <sup>4</sup> )
6	Upholstered household furniture.....	3		6	8	78	46,777	11,246	88,511	303,371	543,329	230,958
6	Wood products not elsewhere classified.....	3	1	5	11	91	( <sup>4</sup> )	( <sup>4</sup> )	( <sup>4</sup> )	( <sup>4</sup> )	( <sup>4</sup> )	( <sup>4</sup> )
	Other industries <sup>4</sup> .....	91	44	73	490	3,888	456,047	963,336	5,363,749	46,516,152	62,419,857	15,903,705
OTHER INDUSTRIES, BY INDUSTRY GROUPS <sup>4</sup>												
1	Food and kindred products.....	27	13	9	288	1,741	69,030	509,024	2,672,003	25,200,733	31,595,889	6,299,156
6	Furniture and finished lumber products.....	11	7	11	20	213	59,321	39,179	235,332	621,419	1,180,424	559,005
7	Paper and allied products.....	5	4	12	55	471	145,533	171,001	474,694	2,586,071	4,957,606	2,371,535
8	Printing, publishing, and allied industries.....	3	2		5	5		5,264	4,879	4,437	20,756	16,319
9	Chemicals and allied products.....	6		4	22	136	7,000	53,361	211,586	1,320,465	1,935,623	615,158
14	Iron and steel and their products, except machinery.....	9	6	8	30	88	55,081	48,811	123,079	351,110	810,841	459,731
15	Nonferrous metals and their products.....	7	3	5	4	59	10,400	6,475	77,518	304,032	526,065	222,033
17	Machinery (except electrical).....	6		12	20	92	49,014	32,683	105,774	216,785	650,813	334,028
4	Apparel and other finished products made from fabrics and similar materials.....	3	2	2	3	17						
20	Miscellaneous industries.....	6	5	3	8	63						
2	Tobacco manufactures.....	1										
5	Lumber and timber basic products.....	2										
10	Products of petroleum and coal.....	1					60,668	97,538	1,458,884	15,815,100	20,841,840	5,026,740
12	Leather and leather products.....	1	2	7	35	1,063						
16	Electrical machinery.....	1										
18	Automobiles and automobile equipment.....	2										
SPRINGFIELD												
	All industries, total.....	310	142	299	2,139	13,846	\$1,830,252	\$3,737,030	\$17,647,797	\$34,586,173	\$81,795,639	\$47,209,466
8	Books: printing without publishing.....	6		11	20	84	36,802	32,343	118,964	164,583	460,062	295,479
8	Books: publishing without printing.....	3		7	74		( <sup>4</sup> )	( <sup>4</sup> )	( <sup>4</sup> )	( <sup>4</sup> )	( <sup>4</sup> )	( <sup>4</sup> )
1	Bread and other bakery products (except biscuit, crackers, and pretzels).....	48	40	9	58	867	40,618	111,328	1,382,557	2,263,681	4,746,074	2,482,393
1	Candy and other confectionery products.....	3	1			20			18,147	44,869	71,833	26,964
2	Cigars.....	3	2		4	25	( <sup>4</sup> )	( <sup>4</sup> )	( <sup>4</sup> )	( <sup>4</sup> )	( <sup>4</sup> )	( <sup>4</sup> )
4	Coats, suits, and skirts (except fur coats)—made in inside factories or by jobbers engaging contractors.....	5	2	5	17	335	26,502	34,601	275,160	850,211	1,371,151	520,940
8	General commercial (job) printing.....	26	21	15	49	380	56,736	80,021	423,035	421,856	1,194,821	772,965
20	Hand stamps, stencils, and brands.....	4	2	2	2	36	0,414	1,648	31,359	31,964	120,078	97,114
14	Hardware not elsewhere classified.....	3		4	13	200	( <sup>4</sup> )	( <sup>4</sup> )	( <sup>4</sup> )	( <sup>4</sup> )	( <sup>4</sup> )	( <sup>4</sup> )
1	Ice cream and ices.....	5	2	1	13	46	7,500	13,998	58,806	456,977	739,652	282,675
1	Ice, manufactured.....	3	1	1	3	15	3,100	5,778	16,737	16,981	111,755	94,774
8	Machine and hand typesetting (including advertisement typesetting).....	3	1	4	2	7	( <sup>4</sup> )	( <sup>4</sup> )	( <sup>4</sup> )	( <sup>4</sup> )	( <sup>4</sup> )	( <sup>4</sup> )
17	Machine-shop products, not elsewhere classified.....	3		5	213	1,221	( <sup>4</sup> )	( <sup>4</sup> )	( <sup>4</sup> )	( <sup>4</sup> )	( <sup>4</sup> )	( <sup>4</sup> )
17	Machine-tool and other metalworking-machinery accessories, metal-cutting and shaping tools, and machinists, precision tools.....	5	2	4	10	68	34,601	13,193	97,862	78,761	291,453	212,692
6	Mattresses and bedsprings.....	4	2	3	5	38	11,000	6,088	42,870	120,381	238,031	108,650
20	Models and patterns (except paper patterns).....	4	3	2	2	34	6,240	2,680	61,067	17,822	112,740	94,924
1	Nonalcoholic beverages.....	4		7	25	32	42,700	26,620	46,524	373,955	907,948	533,993
15	Nonferrous-metal foundries (except aluminum).....	5	2	6	11	164	48,886	21,645	244,683	472,328	911,097	438,769

See footnotes at end of table.

## MASSACHUSETTS

461

TABLE 10.—GENERAL STATISTICS FOR CITIES HAVING 100,000 OR MORE INHABITANTS, BY INDUSTRIES:  
1939—Continued

Group No.	INDUSTRY	*Num-ber of estab-lish-ments	*Propri-eters and firm mem-bers	*Sala-ried officers of cor-pora-tions <sup>1</sup>	*Sala-ried employ-ees <sup>1</sup>	*Wage earners (average for year) <sup>2</sup>	Salaries of officers of cor-pora-tions <sup>1</sup>	Salaries of employees <sup>1</sup>	Wages	Cost of ma-terials, sup-plies, fuel, purchased electric en-ergy, and contract work	Value of products	Value added by manufac-ture <sup>1</sup>
SPRINGFIELD—Continued												
7	Paperboard containers and boxes not elsewhere classified.....	4	2	4	5	72	( <sup>3</sup> )	( <sup>3</sup> )	( <sup>3</sup> )	( <sup>3</sup> )	( <sup>3</sup> )	( <sup>3</sup> )
14	Saws.....	3		5	11	71	( <sup>3</sup> )	( <sup>3</sup> )	( <sup>3</sup> )	( <sup>3</sup> )	( <sup>3</sup> )	( <sup>3</sup> )
4	Trousers (semidress), wash suits, and washable service apparel.....	3	3		6	48	( <sup>3</sup> )	( <sup>3</sup> )	( <sup>3</sup> )	( <sup>3</sup> )	( <sup>3</sup> )	( <sup>3</sup> )
6	Upholstered household furniture.....	3		3	10	141	( <sup>3</sup> )	( <sup>3</sup> )	( <sup>3</sup> )	( <sup>3</sup> )	( <sup>3</sup> )	( <sup>3</sup> )
	Other industries <sup>4</sup> .....	188	64	233	1,924	11,728	\$1,509,153	\$3,385,296	\$14,830,008	\$29,262,804	\$70,509,938	\$41,247,134
OTHER INDUSTRIES, BY INDUSTRY GROUPS <sup>5</sup>												
1	Food and kindred products.....	13	7	9	24	104	66,255	40,361	125,630	1,210,276	1,832,881	622,605
3	Textile-mill products and other fiber manufactures.....	7		11	68	673	61,159	95,019	643,383	2,111,728	3,438,603	1,326,875
4	Apparel and other finished products made from fabrics and similar materials.....	15	8	10	19	279	31,397	35,198	217,454	791,146	1,349,342	558,196
6	Furniture and finished lumber products.....	12	7	4	46	563	19,160	67,987	712,157	1,406,151	2,417,442	1,011,291
7	Paper and allied products.....	10	2	20	56	812	92,313	162,019	900,160	3,032,181	5,506,094	2,563,913
8	Printing, and publishing, and allied industries.....	31	4	47	179	438	267,423	263,087	623,582	1,085,896	3,431,364	2,345,468
9	Chemicals and allied products.....	13	1	19	293	980	135,155	467,758	1,333,273	4,200,864	9,734,511	5,533,647
13	Stone, clay, and glass products.....	12	5	7	11	127	30,088	26,716	145,369	492,869	1,009,940	517,071
14	Iron and steel and their products, except machinery.....	22	3	39	170	1,067	301,271	301,850	1,421,394	2,534,937	5,711,074	3,176,137
15	Nonferrous metals and their products.....	9	7	10	21	162	24,937	44,982	218,804	219,525	782,353	182,828
16	Electrical machinery.....	7		7	512	2,950	56,926	1,105,745	4,257,788	5,685,691	18,136,307	12,450,616
17	Machinery (except electrical).....	12	2	28	391	2,258	249,971	566,199	2,874,032	3,908,506	11,382,815	7,474,309
20	Miscellaneous industries.....	15	15	10	80	618	83,733	123,314	594,316	774,529	1,836,330	1,061,801
2	Tobacco manufactures.....	3	2		4	25						
12	Leather and leather products.....	4	1	6	8	283	89,365	85,051	762,636	1,808,505	3,850,882	2,042,377
5	Lumber and timber basic products.....	1										
18	Automobiles and automobile equipment	1		6	42	389						
19	Transportation equipment except automobiles.....	1										
WORCESTER												
All industries, total.....		523	264	544	4,250	26,588	\$3,648,817	\$8,678,926	\$34,689,280	\$68,651,776	\$155,420,438	\$86,768,662
8	Books: printing without publishing.....	3	4	2	4	40	5,450	7,820	67,498	79,477	240,769	161,292
12	Foot and shoe cut stock and findings.....	4	1	4	10	189	32,800	17,860	160,082	847,774	1,233,606	385,832
1	Bread and other bakery products (except biscuit, crackers, and pretzels).....	64	54	8	49	736	75,200	76,979	987,141	2,296,127	4,413,585	2,117,458
4	Coats, suits, and skirts (except fur coats)—made in contract factories.....	4	3	3	2	133	5,000	5,000	78,456	16,385	139,204	122,909
4	Corsets and allied garments.....	5	2	7	35	390	30,944	47,165	306,573	615,436	1,326,809	711,463
14	Cutlery (except aluminum, silver, and plated cutlery) and edge tools.....	3	2	1	10	72	( <sup>3</sup> )	( <sup>3</sup> )	( <sup>3</sup> )	( <sup>3</sup> )	( <sup>3</sup> )	( <sup>3</sup> )
15	Electroplating, plating, and polishing.....	9	7	8	8	128	( <sup>3</sup> )	( <sup>3</sup> )	( <sup>3</sup> )	( <sup>3</sup> )	( <sup>3</sup> )	( <sup>3</sup> )
8	Electrotyping and stereotyping, not done in printing establishments.....	3	1	2	7	26	( <sup>3</sup> )	( <sup>3</sup> )	( <sup>3</sup> )	( <sup>3</sup> )	( <sup>3</sup> )	( <sup>3</sup> )
7	Envelopes.....	7		14	77	835	45,288	199,219	929,432	1,910,882	4,144,997	2,234,115
14	Fabricated structural steel and ornamental metalwork, made in plants not operated in connection with rolling mills.....	4		5	14	45	25,572	18,224	64,806	182,747	345,069	162,322
12	Footwear (except rubber).....	14		30	229	3,046	222,602	384,396	2,390,462	5,366,879	9,635,971	4,269,092
8	General commercial (job) printing.....	26	13	25	49	464	97,571	85,325	545,955	556,761	1,663,942	1,107,181
16	Generating, distribution, and industrial apparatus, and apparatus for incorporation in manufactured products, not elsewhere classified.....	3	1	4	3	19	( <sup>3</sup> )	( <sup>3</sup> )	( <sup>3</sup> )	( <sup>3</sup> )	( <sup>3</sup> )	( <sup>3</sup> )
14	Gray-iron and semisteel castings.....	7	5	8	20	268	80,859	41,564	435,182	260,679	1,012,150	751,47
1	Ice cream and ices.....	5	1	5	7	21	40,800	9,308	22,912	299,559	622,489	322,93
1	Ice, manufactured.....	5	2	5	4	18	16,728	8,926	25,891	46,612	183,391	136,779
12	Industrial leather belting and packing leather.....	4	3	2	3	267	( <sup>3</sup> )	( <sup>3</sup> )	( <sup>3</sup> )	( <sup>3</sup> )	( <sup>3</sup> )	( <sup>3</sup> )
8	Machine and hand typesetting (including advertisement typesetting).....	3	2	1	2	6	3,130	1,196	6,849	5,778	29,395	23,617
17	Machine-shop products, not elsewhere classified.....	8	3	15	23	260	82,864	49,006	317,346	325,488	1,028,898	703,410
17	Machine-tool and other metalworking-machinery accessories, metal-cutting and shaping tools, and machinists' precision tools.....	10	6	9	40	278	116,500	71,042	380,069	333,724	1,176,503	842,779

See footnotes at end of table.

TABLE 10.—GENERAL STATISTICS FOR CITIES HAVING 100,000 OR MORE INHABITANTS, BY INDUSTRIES:  
1939—Continued

Group No.	INDUSTRY	*Number of establishments	*Proprietors and firm members	*Salaried officers of corporations <sup>1</sup>	*Salaried employees <sup>1</sup>	*Wage earners (average for year) <sup>2</sup>	Salaries of officers of corporations <sup>1</sup>	Salaries of employees <sup>1</sup>	Wages	Cost of materials, supplies, fuel, purchased electric energy, and contract work	Value of products	Value added by manufacture <sup>3</sup>
WORCESTER—Continued												
17	Machine tools.....	6		20	659	2,260	\$337,600	\$1,305,199	\$4,026,066	\$4,070,135	\$17,402,347	\$12,732,212
6	Mattresses and bedsprings.....	8	3	8	6	43	12,240	9,891	33,848	144,155	234,096	89,941
4	Men's and boys' suits, coats, and overcoats (except work clothing)—made in inside factories or by jobbers engaging contractors.....	4	4			21			( <sup>4</sup> )	( <sup>4</sup> )	( <sup>4</sup> )	( <sup>4</sup> )
8	Newspapers: publishing and printing.....	3	1	6	189	231	( <sup>4</sup> )	( <sup>4</sup> )	( <sup>4</sup> )	( <sup>4</sup> )	( <sup>4</sup> )	( <sup>4</sup> )
1	Nonalcoholic beverages.....	11	8	4	13	42	( <sup>4</sup> )	( <sup>4</sup> )	( <sup>4</sup> )	( <sup>4</sup> )	( <sup>4</sup> )	( <sup>4</sup> )
6	Partitions, shelving, cabinet work, and office and store fixtures.....	3	3		2	19		965	26,376	23,933	80,519	56,586
8	Photo engraving, not done in printing establishments (including preparation of plates).....	5	7	7	12	47	23,116	15,023	81,556	23,621	224,584	200,963
5	Planing mills not operated in conjunction with sawmills.....	6	7	5	6	55	( <sup>4</sup> )	( <sup>4</sup> )	( <sup>4</sup> )	( <sup>4</sup> )	( <sup>4</sup> )	( <sup>4</sup> )
1	Sausages, prepared meats, and other meat products—not made in meat-packing establishments.....	9	8	3	4	61	14,440	7,022	68,304	669,045	825,159	156,114
14	Screw-machine products and wood screws.....	10	4	34	131	758	108,450	195,894	1,052,498	916,263	3,048,408	2,132,235
15	Sheet metal work not specifically classified.....	7	5	3	1	26	( <sup>4</sup> )	( <sup>4</sup> )	( <sup>4</sup> )	( <sup>4</sup> )	( <sup>4</sup> )	( <sup>4</sup> )
14	Stamped and pressed metal products (except automobile stampings).....	10	1	17	87	638	125,122	191,057	746,995	1,011,869	2,632,900	1,621,031
17	Textile machinery.....	15	3	19	231	1,345	216,266	476,570	1,974,545	2,106,744	7,521,487	5,414,743
14	Tools (except edge tools, machine tools, files, and saws).....	5	3	3	14	72	13,019	20,259	84,340	134,423	330,008	195,585
6	Upholstered household furniture.....	4	3	5	1	54	( <sup>4</sup> )	( <sup>4</sup> )	( <sup>4</sup> )	( <sup>4</sup> )	( <sup>4</sup> )	( <sup>4</sup> )
6	Window shades.....	3	2	1		9	1,500		10,694	31,608	60,034	28,426
14	Wire drawn from purchased rods.....	8		8	411	2,790	143,775	927,872	4,594,610	8,342,773	17,641,075	9,298,302
6	Wooden boxes except cigar boxes.....	3	2	6	19	129	( <sup>4</sup> )	( <sup>4</sup> )	( <sup>4</sup> )	( <sup>4</sup> )	( <sup>4</sup> )	( <sup>4</sup> )
6	Wood products not elsewhere classified.....	6	3	2	8	46	4,010	12,475	52,880	67,579	174,051	106,472
3	Woolen and worsted manufactures—contract factories.....	6	4	5	15	174	8,659	23,419	162,986	23,578	287,262	263,684
3	Woolen and worsted manufactures—regular factories or jobbers engaging contractors.....	6	1	8	71	1,289	154,400	181,386	1,531,285	3,161,033	6,346,807	3,185,774
4	Work clothing (except work shirts), sport garments (except leather), and other men's and boys' apparel, not elsewhere classified.....	6	3	7	6	83	( <sup>4</sup> )	( <sup>4</sup> )	( <sup>4</sup> )	( <sup>4</sup> )	( <sup>4</sup> )	( <sup>4</sup> )
	Other industries.....	260	132	276	2,083	10,493	1,685,078	4,380,891	13,811,855	34,959,294	73,153,276	38,193,982
OTHER INDUSTRIES, BY INDUSTRY GROUPS <sup>4</sup>												
1	Food and kindred products.....	22	18	10	23	108	31,712	39,385	138,551	900,883	1,756,722	855,839
3	Textile-mill products and other fiber manufactures.....	21	3	35	149	1,066	178,079	237,285	951,752	3,200,535	5,261,275	2,060,740
4	Apparel and other finished products made from fabrics and similar materials.....	39	29	30	56	1,052	85,496	68,634	666,990	2,319,608	3,883,071	1,563,463
6	Furniture and finished lumber products.....	15	8	17	44	285	65,440	73,996	290,177	675,388	1,406,489	731,101
7	Paper and allied products.....	9	4	6	16	234	65,378	59,047	284,359	702,019	1,610,980	848,361
8	Printing, publishing, and allied industries.....	17	5	22	249	402	177,272	541,590	716,122	743,970	3,945,606	3,201,636
9	Chemicals and allied products.....	13	7	11	41	136	54,954	60,325	145,178	760,114	1,618,192	858,078
12	Leather and leather products.....	10	4	11	12	658	40,408	22,908	768,455	4,017,689	6,700,311	2,682,622
14	Iron and steel and their products, except machinery.....	25	6	31	653	3,185	144,989	1,421,978	4,813,706	11,807,253	21,357,712	9,550,459
15	Nonferrous metals and their products.....	27	15	32	38	305	90,077	55,231	339,335	449,708	1,228,385	778,677
17	Machinery (except electrical).....	20	4	33	234	781	375,695	574,993	1,110,484	2,553,429	5,960,466	3,407,037
20	Miscellaneous industries.....	20	17	13	16	242	34,205	42,225	271,729	339,366	934,254	594,888
5	Lumber and timber basic products.....	6	7	5	6	55						
13	Stone, clay, and glass products.....	4	1	11	435	1,619						
16	Electrical machinery.....	6	3	5	22	153						
2	Tobacco manufactures.....	2										
10	Products of petroleum and coal.....	1					341,473	1,183,264	3,315,017	6,428,732	17,489,813	11,061,081
11	Rubber products.....	1										
19	Transportation equipment except automobiles.....	2	1	4	89	312						

\*As the figures for number of establishments and for personnel for those industries for which monetary items are withheld are given for the individual industries and are also included in the "Other industries" figures, the sums of the figures are larger than the totals shown for "All industries."

<sup>1</sup> Figures do not include data for personnel of central-administrative offices.

<sup>2</sup> Each of the averages in this column is correct to the nearest unit, despite the fact that the averages for the several industries do not add exactly to the 1939 average for all industries. See GENERAL EXPLANATIONS—Wage earners and wages.

<sup>3</sup> Value of products less cost of materials, supplies, fuel, purchased electric energy, and contract work. See GENERAL EXPLANATIONS—Value added by manufacture.

<sup>4</sup> Figures omitted have been withheld to avoid disclosing exact or approximate data for individual establishments; they are included in the "Other industries" figure.

<sup>5</sup> For numbers of establishments and of wage earners in individual industries, see table 12.

<sup>6</sup> and <sup>7</sup> To avoid disclosing exact or approximate data for individual establishments, the data for certain establishments located outside the cities have been included in the figures for the industries to which these footnotes are indexed. Data for these establishments are not, however, included in the totals for the cities.

<sup>8</sup> 1 establishment. <sup>9</sup> 2 establishments.

TABLE 11.—NUMBER OF ESTABLISHMENTS, BY INDUSTRY GROUPS, BY COUNTIES: 1939

COUNTY	Total	INDUSTRY GROUP																			
		1	2	3	4	5	6	7	8	9	10	11	12	13	14	15	16	17	18	19	20
The State.....	9,007	1,952	26	572	884	151	486	311	1,101	364	29	68	779	251	530	363	101	516	21	52	450
Barnstable.....	39	15	1	2	1	2	2	7	2	2	2	2	2	2	1	4	3	7	1	4	3
Berkshire.....	176	56	1	18	4	8	6	24	21	3	3	5	9	4	4	4	6	7	7	7	52
Bristol.....	780	188	1	115	80	14	14	18	43	20	3	5	19	13	38	89	6	56	1	1	1
Dukes.....	7	3	1	49	28	14	45	13	71	53	4	11	344	19	47	19	16	64	3	19	32
Essex.....	1,081	229	1	49	28	14	45	13	71	53	4	11	344	19	47	19	16	64	3	19	32
Franklin.....	83	17	2	1	8	6	7	7	2	2	2	2	2	1	10	1	12	2	2	7	7
Hampden.....	650	164	6	35	31	6	29	64	101	23	1	1	7	24	49	26	11	33	2	2	35
Hampshire.....	117	29	12	4	9	10	10	11	3	3	2	2	4	1	10	1	5	13	1	2	6
Middlesex.....	1,585	376	2	110	67	34	94	67	172	109	15	19	97	57	107	68	22	96	10	3	70
Nantucket.....	2	1	1	1	1	1	1	1	1	1	1	1	1	1	1	1	1	1	1	1	1
Norfolk.....	421	78	1	51	12	6	10	14	58	17	4	9	22	59	20	9	5	24	1	3	19
Plymouth.....	304	73	1	11	10	13	12	7	38	17	1	5	107	6	22	5	5	13	1	2	16
Suffolk.....	2,586	500	11	49	582	10	156	55	474	91	1	13	111	40	124	100	27	100	3	8	131
Worcester.....	1,110	223	3	120	63	28	102	42	95	24	1	3	61	20	98	41	7	106	1	3	78

TABLE 12.—INDUSTRIES IN "OTHER INDUSTRIES" GROUPS—NUMBER OF ESTABLISHMENTS AND NUMBER OF WAGE EARNERS, FOR THE STATE, FOR THE BOSTON, PROVIDENCE-FALL RIVER-NEW BEDFORD, SPRINGFIELD-HOLYOKE, AND WORCESTER INDUSTRIAL AREAS, AND FOR BOSTON, CAMBRIDGE, FALL RIVER, LOWELL, LYNN, NEW BEDFORD, SOMERVILLE, SPRINGFIELD, AND WORCESTER: 1939

[In order to avoid disclosing data for individual establishments, wage-earner figures for industries represented by fewer than three establishments are withheld]

Group No. 1	TITLE	Number of establishments	Wage earners	Group No. 1	TITLE	Number of establishments	Wage earners
STATE OF MASSACHUSETTS				STATE OF MASSACHUSETTS—Continued			
1	Baking powder, yeast, and other leavening compounds.....	2	-----	9	Bluing.....	1	-----
	Blended and prepared flour made from purchased flour.....	2	-----		Bone black, carbon black, and lampblack.....	1	-----
	Cane-sugar refining.....	2	-----		Candles.....	1	-----
	Canned and dried fruits and vegetables (including canned soups).....	7	209		Coal-tar products, crude and intermediate.....	2	-----
	Cereal preparations.....	2	-----		Colors and pigments.....	2	-----
	Chewing gum.....	2	-----		Explosives.....	1	-----
	Corn sirup, corn sugar, corn oil, and starch.....	1	-----		Fireworks.....	3	133
	Creamery butter.....	3	13		Fish and other marine oils, cake, and meal.....	2	-----
	Custom slaughtering, wholesale.....	1	-----		Hardwood distillation and charcoal manufacture.....	1	-----
	Salad dressings.....	4	79		Lubricating oils and greases—not made in petroleum refineries.....	4	22
	Sausage casings—not made in meat-packing establishments.....	1	-----		Mucilage, paste, and other adhesives, except glue and rubber cement.....	5	32
	Special dairy products.....	1	-----		Plastic materials.....	4	852
	Wines.....	1	-----		Rayon and allied products.....	2	-----
2	Cigarettes.....	1	-----		Soap and glycerin.....	24	1,471
	Tobacco (chewing and smoking) and snuff.....	4	-----		Vegetable and animal oils, not elsewhere classified.....	3	10
					Writing ink.....	3	116
3	Carpet yarn, woolen and worsted.....	1	-----	10	Oven coke and coke-oven byproducts.....	1	-----
	Hat bodies and hats, fur-felt.....	4	324		Petroleum refining.....	3	594
	Hat bodies and hats, wool-felt.....	4	2,076		Roofing, built-up and roll; asphalt shingles; roof coating (except paint).....	6	-----
	Hats, straw.....	2	-----				
	Hatters' fur.....	1	-----	11	Tires and inner tubes.....	1	-----
	Hosiery—full-fashioned.....	8	2,510				
	Jute goods (except felt).....	1	-----	12	Leather gloves and mittens.....	2	-----
	Knitted outerwear (except knit gloves)—contract factories.....	2	-----		Saddlery, harness, and whips.....	3	-----
	Lace goods.....	1	-----				
	Linoleum, asphalted-felt-base and other hard-surface floor coverings, not elsewhere classified.....	1	-----	13	Abrasive wheels, stone, paper, cloth, and related products.....	18	2,019
	Rayon yarn and thread, spun or thrown—regular factories or jobbers engaging contractors.....	2	-----		China firing and decorating (for the trade).....	1	-----
	Silk broad woven goods—contract factories.....	2	-----		Clay products (except pottery) not elsewhere classified.....	2	-----
	Silk broad woven goods—regular factories or jobbers engaging contractors.....	1	-----		Clay refractories, including refractory cement (clay).....	1	-----
	Silk narrow fabrics.....	1	-----		Gypsum products.....	1	-----
4	Children's coats—made in inside factories or by jobbers engaging contractors.....	1	-----		Minerals and earths, ground or otherwise treated.....	2	-----
	Children's dresses—made in contract factories.....	1	-----		Nonclay refractories.....	1	-----
	Embroideries: Schiffli-machine products.....	1	-----		Pottery products not elsewhere classified.....	3	68
	Men's and boys' shirts (except work shirts), collars, and nightwear—made in contract factories.....	2	-----		Sand-lime brick, block, and tile.....	2	-----
	Men's and boys' underwear—made in inside factories or by jobbers engaging contractors.....	1	-----		Tableware, pressed or blown glass, and glassware not elsewhere classified.....	2	-----
	Men's neckwear—made in contract factories.....	2	-----	14	Wallboard and wall plaster (except gypsum), building insulation (except mineral wool), and floor composition.....	1	-----
	Women's and misses' blouses and waists—made in contract factories.....	3	66		Blast-furnace products.....	1	-----
	Women's and misses' clothing, not elsewhere classified—made in contract factories.....	6	240		Cast-iron pipe and fittings.....	1	-----
	Women's and misses' clothing, not elsewhere classified—made in inside factories or by jobbers engaging contractors.....	3	98		Enameling, japanning, and lacquering.....	2	-----
	Women's, children's, and infants' underwear and nightwear of knitted fabrics.....	7	341		Files.....	1	-----
	Women's neckwear, scarfs, etc.....	2	-----		Malleable-iron castings.....	2	-----
6	Baskets for fruits and vegetables.....	1	-----		Saws.....	11	749
	Cigar boxes: wooden, part wooden.....	2	-----		Springs, steel (except wire)—made in plants not operated in connection with rolling mills.....	1	-----
	Cork products.....	1	-----		Steam and hot-water heating apparatus (including hot-water furnaces).....	1	-----
	Matches.....	1	-----		Steel barrels, kegs, and drums.....	1	-----
	Public-building furniture.....	12	1,538		Steel castings.....	3	266
	Wood preserving.....	2	-----		Steel works and rolling mills.....	4	1,950
7	Pulp mills.....	2	-----	15	Vitreous-enamelled products, including kitchen, household, and hospital utensils.....	2	-----
	Wallpaper.....	2	-----		Wrought pipes, welded and heavy riveted—made in plants not operated in connection with rolling mills.....	1	-----
					Aluminum products (including rolling and drawing and extruding), not elsewhere classified.....	4	32
					Lapidary work.....	2	-----
					Secondary smelting and refining, gold, silver, and platinum.....	4	-----

See footnote at end of table.

TABLE 12.—INDUSTRIES IN "OTHER INDUSTRIES" GROUPS—NUMBER OF ESTABLISHMENTS AND NUMBER OF WAGE EARNERS, FOR THE STATE, FOR THE BOSTON, PROVIDENCE-FALL RIVER-NEW BEDFORD, SPRINGFIELD-HOLYOKE, AND WORCESTER INDUSTRIAL AREAS, AND FOR BOSTON, CAMBRIDGE, FALL RIVER, LOWELL, LYNN, NEW BEDFORD, SOMERVILLE, SPRINGFIELD, AND WORCESTER: 1939—Continued

Group No.¹	TITLE	Number of establishments	Wage earners	Group No.¹	TITLE	Number of establishments	Wage earners
STATE OF MASSACHUSETTS—Continued				BOSTON INDUSTRIAL AREA—Continued			
16	Automotive electrical equipment.....	3	-----	3	Finishing of men's and boys' hats of fur-felt, wool-felt, and straw.....	2	-----
	Batteries, storage and primary (dry and wet).....	5	75		Hat bodies and hats, fur-felt.....	2	-----
	Electrical appliances.....	5	2,321		Hat bodies and hats, wool-felt.....	2	-----
	Electrical measuring instruments.....	3	2,091		Hosiery—full-fashioned.....	5	1,380
	Generating, distribution, and industrial apparatus, and apparatus for incorporation in manufactured products, not elsewhere classified.....	32	8,206		Knitted outerwear (except knit gloves)—contract factories.....	1	-----
	Insulated wire and cable.....	8	715		Knitted outerwear (except knit gloves)—regular factories or jobbers engaging contractors.....	25	1,104
	X-ray and therapeutic apparatus and electronic tubes.....	1	-----		Linen goods.....	2	-----
17	Blowers; exhaust and ventilating fans.....	6	1,034		Linoleum, asphalted-felt-base, and other hard-surface floor coverings, not elsewhere classified.....	1	-----
	Cars and trucks, industrial.....	1	-----		Rayon broad woven goods—regular factories or jobbers engaging contractors.....	5	1,742
	Construction and similar machinery (except mining and oil-field machinery and tools).....	2	-----		Rayon narrow fabrics.....	3	223
	Measuring and dispensing pumps.....	1	-----		Rayon yarn and thread, spun or thrown—regular factories or jobbers engaging contractors.....	1	-----
	Metalworking machinery and equipment, not elsewhere classified.....	8	354		Silk narrow fabrics.....	1	-----
	Office and store machines not elsewhere classified.....	5	338		Silk yarn and thread, spun or thrown—regular factories or jobbers engaging contractors.....	3	481
	Sewing machines, domestic and industrial.....	3	123				
	Special-industry machinery, not elsewhere classified.....	29	2,548	4	Children's coats—made in inside factories or by jobbers engaging contractors.....	1	-----
	Steam engines, turbines, and water wheels.....	2	-----		Children's dresses—made in inside factories or by jobbers engaging contractors.....	2	-----
	Stokers, mechanical, domestic and industrial.....	1	-----		Clothing, leather and sheep-lined.....	20	-----
	Vending, amusement, and other coin-operated machines.....	1	-----		Corsets and allied garments.....	5	124
18	Motor vehicles, motor-vehicle bodies, parts and accessories.....	21	1,249		Curtains, draperies, and bedspreads—contract factories.....	5	-----
19	Aircraft and parts, including aircraft engines.....	1	-----		Embroideries: Schiffli-machine products.....	1	-----
	Cars and car equipment—railroad, street, and rapid-transit.....	1	-----		House dresses, uniforms, and aprons—made in contract factories.....	5	75
	Shipbuilding and ship repairing.....	27	-----		House dresses, uniforms, and aprons—made in inside factories or by jobbers engaging contractors.....	26	946
20	Artists' materials.....	1	-----		Men's and boys' shirts (except work shirts), collars, and nightwear—made in contract factories.....	1	-----
	Beauty-shop and barber-shop equipment.....	1	-----		Men's neckwear—made in inside factories or by jobbers engaging contractors.....	21	-----
	Carbon paper and inked ribbons.....	2	-----		Raincoats and other waterproof garments (except oiled cotton).....	17	-----
	Feathers, plumes, and artificial flowers.....	3	30		Suspenders, garters, and other goods made from purchased elastic material.....	2	-----
	Fire extinguishers, chemical.....	3	22		Textile bags—not made in textile mills.....	4	-----
	Furs, dressed and dyed.....	2	-----		Trimnings (not made in textile mills), stamped art goods, and art needlework—made in regular factories or by jobbers engaging contractors.....	10	-----
	Hair work.....	2	-----		Women's and misses' blouses and waists—made in contract factories.....	3	66
	Needles, pins, hooks and eyes, and slide and snap fasteners.....	3	93		Women's and misses' clothing, not elsewhere classified—made in inside factories or by jobbers engaging contractors.....	3	98
	Optical instruments and lenses.....	2	-----		Women's and misses' dresses (except house dresses)—made in inside factories or by jobbers engaging contractors.....	49	2,253
	Organs.....	3	79		Women's, children's, and infants' underwear and nightwear of cotton and flannelette woven fabrics.....	4	58
	Pencils (except mechanical) and crayons.....	4	39		Women's, children's, and infants' underwear and nightwear of knitted fabrics.....	7	341
	Photographic apparatus and materials and projection equipment (except lenses).....	3	414		Women's neckwear, scarfs, etc.....	2	-----
	Piano and organ parts and materials.....	2	-----	6	Baskets for fruits and vegetables.....	1	-----
	Pianos.....	2	-----		Cigar boxes: wooden, part wooden.....	1	-----
	Soda fountains, beer dispensing equipment, and related products.....	2	-----		Laboratory, hospital, and other professional furniture.....	4	-----
	Sporting and athletic goods not elsewhere classified.....	19	1,533		Rattan and willowware (except furniture) and baskets other than vegetable and fruit baskets.....	1	-----
	Surgical supplies and equipment not elsewhere classified; orthopedic appliances.....	28	808		Venetian blinds.....	3	-----
	Tobacco pipes and cigarette holders.....	1	-----		Wood preserving.....	1	-----
BOSTON INDUSTRIAL AREA				7	Die-cut paper and paperboard, and converted cardboard.....	3	44
1	Baking powder, yeast, and other leavening compounds.....	1	-----		Envelopes.....	4	92
	Biscuit, crackers, and pretzels.....	11	1,446		Fiber cans, tubes, and similar products.....	10	-----
	Blended and prepared flour made from purchased flour.....	2	-----		Paper bags, except those made in paper mills.....	4	-----
	Cane-sugar refining.....	2	-----		Pulp mills.....	1	-----
	Canned and dried fruits and vegetables (including canned soups).....	3	133		Wallpaper.....	1	-----
	Canned fish, crustacea, and mollusks.....	1	-----				
	Cereal preparations.....	1	-----	8	Books: publishing and printing.....	10	-----
	Chewing gum.....	2	-----		Books: publishing without printing.....	36	1
	Chocolate and cocoa products.....	4	-----		Greeting cards (except hand-painted).....	9	-----
	Corn syrup, corn sugar, corn oil, and starch.....	1	-----	9	Bluing.....	1	-----
	Creamery butter.....	3	13		Bone black, carbon black, and lampblack.....	1	-----
	Cured fish.....	14	-----		Chemicals not elsewhere classified.....	8	429
	Custom slaughtering, wholesale.....	1	-----		Coal-tar products, crude and intermediate.....	1	-----
	Flavoring extracts and flavoring sirups, not elsewhere classified.....	10	134		Colors and pigments.....	1	-----
	Flour and other grain-mill products.....	2	-----		Compressed and liquefied gases—not made in petroleum refineries or in natural-gasoline plants.....	6	103
	Liquors, distilled.....	3	-----		Explosives.....	1	-----
	Macaroni, spaghetti, vermicelli, and noodles.....	7	80		Fireworks.....	2	-----
	Pickled fruits and vegetables and vegetable sauces and seasonings.....	8	116		Fish and other marine oils, cake, and meal.....	1	-----
	Salad dressings.....	4	79		Grease and tallow (except lubricating greases).....	2	305
	Sausage casings—not made in meat-packing establishments.....	1	-----		Lubricating oils and greases—not made in petroleum refineries.....	9	-----
	Special dairy products.....	1	-----		Mucilage, paste, and other adhesives, except glue and rubber cement.....	4	-----
	Vinegar and cider.....	7	-----		Perfumes, cosmetics, and other toilet preparations.....	13	50
	Wines.....	1	-----		Plastic materials.....	1	-----
2	Cigarettes.....	1	-----		Printing ink.....	6	-----
	Cigars.....	10	-----		Soap and glycerin.....	19	1,456
	Tobacco (chewing and smoking) and snuff.....	3	18				
3	Carpets and rugs, wool.....	1	-----				
	Carpets, rugs, and mats made from such materials as paper fiber, grass, jute, flax, sisal, cotton, cocoa fiber, and rags.....	6	131				
	Cloth sponging and miscellaneous special finishing.....	7	-----				
	Cordage and twine.....	7	645				
	Cotton yarn.....	4	151				
	Felt goods, wool, hair, and jute (except woven felts and hat bodies and hats).....	8	-----				

See footnote at end of table.

TABLE 12.—INDUSTRIES IN "OTHER INDUSTRIES" GROUPS—NUMBER OF ESTABLISHMENTS AND NUMBER OF WAGE EARNERS, FOR THE STATE, FOR THE BOSTON, PROVIDENCE-FALL RIVER-NEW BEDFORD, SPRINGFIELD-HOLYOKE, AND WORCESTER INDUSTRIAL AREAS, AND FOR BOSTON, CAMBRIDGE, FALL RIVER, LOWELL, LYNN, NEW BEDFORD, SOMERVILLE, SPRINGFIELD, AND WORCESTER: 1939—Continued

Group No.¹	TITLE	Number of establishments	Wage earners	Group No.¹	TITLE	Number of establishments	Wage earners
<b>BOSTON INDUSTRIAL AREA—Continued</b>				<b>BOSTON INDUSTRIAL AREA—Continued</b>			
9	Tanning materials, natural dyestuffs, mordants, assistants, and sizes.....	23	108	17	Metalworking machinery and equipment, not elsewhere classified.....	3	-----
	Vegetable and animal oils, not elsewhere classified.....	2	-----		Office and store machines not elsewhere classified.....	4	-----
	Writing ink.....	2	-----		Printing-trades machinery and equipment.....	2	-----
10	Oven coke and coke-oven byproducts.....	1	-----		Pumping equipment and air compressors.....	11	281
	Petroleum refining.....	3	594		Sewing machines, domestic and industrial.....	3	123
	Roofing, built-up and roll; asphalt shingles; roof coating (except paint).....	6	-----		Special-industry machinery, not elsewhere classified.....	26	2,468
12	Industrial leather belting and packing leather.....	16	79		Vending, amusement, and other coin-operated machines.....	1	-----
	Leather gloves and mittens.....	2	-----		Woodworking machinery.....	4	146
	Saddlery, harness, and whips.....	1	-----	18	Motor vehicles, motor-vehicle bodies, parts and accessories.....	17	-----
	Small leather goods.....	6	390	19	Aircraft and parts, including aircraft engines.....	1	-----
13	Abrasive wheels, stones, paper, cloth, and related products.....	4	-----		Shipbuilding and ship repairing.....	20	-----
	Asbestos products (except steam packing and pipe and boiler covering).....	5	-----	20	Artists' materials.....	1	-----
	Brick and hollow structural tile.....	1	-----		Brooms.....	4	11
	China firing and decorating (for the trade).....	1	-----		Brushes.....	13	527
	Gypsum products.....	1	-----		Carbon paper and inked ribbons.....	2	-----
	Minerals and earths, ground or otherwise treated.....	2	-----		Costume jewelry and costume novelties (jewelry other than fine jewelry).....	1	-----
	Mirrors and other glass products made of purchased glass.....	16	-----		Fabricated plastic products, not elsewhere classified.....	6	473
	Pottery products not elsewhere classified.....	3	68		Feathers, plumes, and artificial flowers.....	3	36
	Sand-lime brick, block and tile.....	2	-----		Fire extinguishers, chemical.....	3	22
	Steam and other packing; pipe and boiler covering.....	5	51		Furs, dressed and dyed.....	2	-----
	Tableware, pressed or blown glass, and glassware not elsewhere classified.....	1	-----		Hair work.....	2	-----
	Wallboard and wall plaster (except gypsum), building insulation (except mineral wool), and floor composition.....	1	-----		Jewelry cases and instrument cases.....	9	409
14	Blast-furnace products.....	1	-----		Musical instruments, parts, and materials not elsewhere classified.....	6	-----
	Cast-iron pipe and fittings.....	1	-----		Needles, pins, hooks and eyes, and slide and snap fasteners.....	2	-----
	Cold-rolled steel sheets and strip and cold-finished steel bars made in plants not operated in connection with hot-rolling mills.....	3	-----		Ophthalmic goods: lenses and fittings.....	4	350
	Cutlery (except aluminum, silver, and plated cutlery) and edge tools.....	25	1,148		Optical instruments and lenses.....	1	-----
	Doors, window sash, frames, molding, and trim (made of metal).....	6	-----		Organs.....	3	79
	Enameled-iron sanitary ware and other plumbers' supplies (not including pipe and vitreous and semivitreous china sanitary ware).....	13	313		Pencils (except mechanical) and crayons.....	4	39
	Enameling, japanning, and lacquering.....	1	-----		Pens, mechanical pencils, and pen points.....	2	-----
	Forgings, iron and steel—made in plants not operated in connection with rolling mills.....	4	96		Photographic apparatus and materials and projection equipment (except lenses).....	2	-----
	Hardware not elsewhere classified.....	13	177		Piano and organ parts and materials.....	2	-----
	Heating and cooking apparatus, except electric, not elsewhere classified.....	5	-----		Pianos.....	2	-----
	Screw-machine products and wood screws.....	12	234		Soda fountains, beer dispensing equipment, and related products.....	2	-----
	Springs, steel (except wire)—made in plants not operated in connection with rolling mills.....	1	-----		Sporting and athletic goods not elsewhere classified.....	12	171
	Steam fittings, regardless of material.....	24	-----		Surgical supplies and equipment not elsewhere classified; orthopedic appliances.....	18	552
	Steel barrels, kegs, and drums.....	1	-----		Umbrellas, parasols, and canes.....	3	-----
	Steel castings.....	3	266	<b>PROVIDENCE-FALL RIVER-NEW BEDFORD INDUSTRIAL AREA</b>			
	Steel works and rolling mills.....	1	-----	1	Baking powder, yeast, and other leavening compounds.....	1	-----
	Vitreous-enamelled products, including kitchen, household, and hospital utensils.....	2	-----		Candy and other confectionery products.....	6	-----
	Wire drawn from purchased rods.....	2	-----		Canned and dried fruits and vegetables (including canned soups).....	1	-----
15	Alloying; and rolling and drawing of nonferrous metals, except aluminum.....	3	45		Canned fish, crustacea, and mollusks.....	1	-----
	Aluminum products (including rolling and drawing and extruding), not elsewhere classified.....	3	-----		Chocolate and cocoa products.....	1	-----
	Clocks, watches, and materials and parts (except watch-cases).....	6	-----		Cooking and other edible fats and oils, not elsewhere classified.....	1	-----
	Gold and silver leaf and foil.....	3	-----		Flour and other grain-mill products.....	2	-----
	Jewelers' findings and materials.....	1	-----		Food preparations, not elsewhere classified.....	6	-----
	Lapidary work.....	2	-----		Liquors, distilled.....	1	-----
	Secondary smelting and refining, gold, silver, and platinum.....	2	-----		Liquors, rectified or blended.....	1	-----
	Secondary smelting and refining of nonferrous metals, not elsewhere classified.....	7	-----		Pickled fruits and vegetables and vegetable sauces and seasonings.....	1	-----
	Silverware and plated ware.....	9	294		Prepared feeds (including mineral) for animals and fowls.....	1	-----
16	Batteries, storage and primary (dry and wet).....	5	75		Salad dressings.....	1	-----
	Electrical appliances.....	1	-----	2	Tobacco (chewing and smoking) and snuff.....	1	-----
	Electrical measuring instruments.....	3	2,092	3	Batting, padding, and wadding; upholstery filling.....	2	-----
	Electrical products not elsewhere classified.....	5	103		Cloth sponging and miscellaneous special finishing.....	1	-----
	Generating, distribution, and industrial apparatus, and apparatus for incorporation in manufactured products, not elsewhere classified.....	24	4,016		Cordage and twine.....	5	-----
	Insulated wire and cable.....	2	-----		Cotton thread.....	7	4,680
	X-ray and therapeutic apparatus and electronic tubes.....	1	-----		Dyeing and finishing woolen and worsted.....	12	-----
17	Blowers; exhaust and ventilating fans.....	4	-----		Finishing of men's and boys' hats of fur-felt, wool-felt, and straw.....	3	-----
	Cars and trucks, industrial.....	1	-----		Hat bodies and hats, fur-felt.....	1	-----
	Commercial laundry, dry-cleaning, and pressing machinery.....	3	-----		Hats, straw.....	2	-----
	Construction and similar machinery (except mining and oil-field machinery and tools).....	2	-----		Hatters' fur.....	1	-----
	Elevators, escalators, and conveyors.....	8	-----		Hosiery—full-fashioned.....	2	-----
	Machine tools.....	11	479		Hosiery—seamless.....	1	-----
					Knitted cloth.....	6	155
					Knitted outerwear (except knit gloves)—contract factories.....	1	-----
					Knitted outerwear (except knit gloves)—regular factories or jobbers engaging contractors.....	1	-----
					Knitted underwear.....	1	-----
					Processed waste and recovered wool fibers—contract factories.....	3	95
					Rayon throwing and spinning—contract factories.....	1	-----
					Silk broad woven goods—regular factories or jobbers engaging contractors.....	4	230
					Silk yarn and thread, spun or thrown—regular factories or jobbers engaging contractors.....	2	-----

See footnote at end of table.

TABLE 12.—INDUSTRIES IN "OTHER INDUSTRIES" GROUPS—NUMBER OF ESTABLISHMENTS AND NUMBER OF WAGE EARNERS, FOR THE STATE, FOR THE BOSTON, PROVIDENCE-FALL RIVER-NEW BEDFORD, SPRINGFIELD-HOLYOKE, AND WORCESTER INDUSTRIAL AREAS, AND FOR BOSTON, CAMBRIDGE, FALL RIVER, LOWELL, LYNN, NEW BEDFORD, SOMERVILLE, SPRINGFIELD, AND WORCESTER: 1939—Continued

Group No.1	TITLE	Number of establishments	Wage earners	Group No.1	TITLE	Number of establishments	Wage earners
	<b>PROVIDENCE-FALL RIVER-NEW BEDFORD INDUSTRIAL AREA—Continued</b>				<b>PROVIDENCE-FALL RIVER-NEW BEDFORD INDUSTRIAL AREA—Continued</b>		
4	Canvas products (except bags).....	5	-----	12	Industrial leather belting and packing leather.....	5	-----
	Children's and infants' wear not elsewhere classified—made in inside factories or by jobbers engaging contractors.....	1	-----		Leather goods not elsewhere classified.....	2	-----
	Children's dresses—made in contract factories.....	1	-----		Leather: tanned, curried, and finished—regular factories or jobbers engaging contractors.....	1	-----
	Children's dresses—made in inside factories or by jobbers engaging contractors.....	2	-----		Suitcases, brief cases, bags, trunks, and other luggage.....	4	223
	Coats, suits, and skirts (except fur coats)—made in inside factories or by jobbers engaging contractors.....	1	-----	13	Abrasive wheels, stones, paper, cloth, and related products.....	3	55
	Corsets and allied garments.....	1	-----		Brick and hollow structural tile.....	1	-----
	Curtains, draperies, and bedspreads—contract factories.....	2	-----		Clay products (except pottery), not elsewhere classified.....	2	-----
	Embroideries, other than Schiffli-machine products—contract factories.....	1	-----		Clay refractories, including refractory cement (clay).....	1	-----
	Handkerchiefs—made in contract factories.....	1	-----		Lime.....	1	-----
	Handkerchiefs—made in inside factories or by jobbers engaging contractors.....	1	-----		Mirrors and other glass products made of purchased glass.....	2	-----
	House dresses, uniforms, and aprons—made in inside factories or by jobbers engaging contractors.....	6	2, 178		Nonclay refractories.....	1	-----
	Housefurnishings (except curtains, draperies, and bedspreads).....	3	235		Statuary and art goods (except stone and concrete)—factory production.....	1	-----
	Men's and boys' hats and caps (except felt and straw).....	2	-----		Steam and other packing; pipe and boiler covering.....	1	-----
	Men's and boys' shirts (except work shirts), collars, and nightwear—made in contract factories.....	1	-----		Tableware, pressed or blown glass, and glassware not elsewhere classified.....	2	-----
	Men's and boys' suits, coats, and overcoats (except work clothing)—made in contract factories.....	1	-----	14	Bolts, nuts, washers, and rivets—made in plants not operated in connection with rolling mills.....	6	-----
	Millinery.....	3	69		Cold-rolled steel sheets and strip and cold-finished steel bars made in plants not operated in connection with hot-rolling mills.....	3	219
	Miscellaneous fabricated textile products not elsewhere classified.....	4	-----		Cutlery (except aluminum, silver, and plated cutlery) and edge tools.....	4	-----
	Raincoats and other waterproof garments (except oiled cotton).....	1	-----		Enameled-iron sanitary ware and other plumbers' supplies (not including pipe and vitreous and semivitreous china sanitary ware).....	2	-----
	Textile bags—not made in textile mills.....	2	-----		Enameling, japanning, and lacquering.....	4	-----
	Trimmings (not made in textile mills), stamped art goods, and art needlework—contract factories.....	1	-----		Files.....	1	-----
	Trimmings (not made in textile mills), stamped art goods, and art needlework—made in regular factories or by jobbers engaging contractors.....	1	-----		Galvanizing and other coating—carried on in plants not operated in connection with rolling mills.....	1	-----
	Women's and misses' blouses and waists—made in contract factories.....	1	-----		Hardware not elsewhere classified.....	6	-----
	Women's and misses' blouses and waists—made in inside factories or by jobbers engaging contractors.....	1	-----		Heating and cooking apparatus, except electric, not elsewhere classified.....	1	-----
	Women's and misses' clothing, not elsewhere classified—made in contract factories.....	5	-----		Malleable-iron castings.....	1	-----
	Women's, children's, and infants' underwear and nightwear of silk and rayon woven fabrics.....	1	-----		Nails, spikes, etc., not made in wire mills or in plants operated in connection with rolling mills.....	2	-----
6	Caskets, coffins, burial cases, and other morticians' goods.....	2	-----		Oil burners, domestic and industrial.....	7	-----
	Cork products.....	1	-----		Power boilers and associated products.....	4	61
	Mirror frames and picture frames.....	2	-----		Saws.....	1	-----
	Partitions, shelving, cabinet work, and office and store fixtures.....	3	35		Screw-machine products and wood screws.....	12	-----
	Rattan and willowware (except furniture) and baskets other than vegetable and fruit baskets.....	1	-----		Stamped and pressed metal products (except automobile stampings).....	10	-----
	Upholstered household furniture.....	8	-----		Steam fittings, regardless of material.....	3	-----
	Venetian blinds.....	2	-----		Steel works and rolling mills.....	1	-----
	Window shades.....	1	-----		Stoves, ranges, water heaters, and hot-air furnaces (except electric).....	5	745
7	Coated and glazed paper.....	7	-----		Tin cans and other tinware not elsewhere classified.....	12	302
	Converted paper products not elsewhere classified.....	1	-----		Tools (except edge tools, machine tools, files, and saws).....	7	-----
	Die-cut paper and paperboard, and converted cardboard.....	3	136	15	Wirework not elsewhere classified.....	1	-----
	Paper and paperboard mills.....	2	-----		Aluminum products (including rolling and drawing and extruding), not elsewhere classified.....	1	-----
	Paper bags, except those made in paper mills.....	1	-----		Clocks, watches, and materials and parts (except watchcases).....	1	-----
8	Books: publishing without printing.....	1	-----		Collapsible tubes.....	1	-----
	Electrotyping and stereotyping, not done in printing establishments.....	1	-----		Gold and silver leaf and foil.....	1	-----
	Greeting cards (except hand-painted).....	2	-----		Lapidary work.....	1	-----
	Lithographing and photo-lithographing (including preparation of stones or plates and dry transfers).....	2	-----		Nonferrous-metal products not elsewhere classified.....	1	-----
	Machine and hand typesetting (including advertisement typesetting).....	3	32		Secondary smelting and refining, gold, silver, and platinum.....	12	-----
	Newspapers: publishing without printing.....	1	-----	16	Automotive electrical equipment.....	1	-----
	Periodicals: publishing and printing.....	2	-----		Batteries, storage and primary (dry and wet).....	2	-----
9	Cleaning and polishing preparations, blackings, and dressings.....	3	68		Communication equipment.....	1	-----
	Coal-tar products, crude and intermediate.....	1	-----		Electrical products not elsewhere classified.....	2	-----
	Fertilizers.....	2	-----		Radio, radio tubes, and phonographs.....	2	-----
	Grease and tallow (except lubricating greases).....	5	-----		Wiring devices and supplies.....	3	749
	Insecticides, fungicides, and related industrial and household chemical compounds.....	3	15		X-ray and therapeutic apparatus and electronic tubes.....	1	-----
	Lubricating oils and greases—not made in petroleum refineries.....	2	-----	17	Commercial laundry, dry-cleaning, and pressing machinery.....	2	-----
	Perfumes, cosmetics, and other toilet preparations.....	2	-----		Industrial machinery, not elsewhere classified.....	8	-----
	Plastic materials.....	1	-----		Machine tools.....	3	3, 258
	Rayon and allied products.....	2	-----		Measuring instruments, mechanical (except electrical measuring instruments, watches, and clocks).....	3	286
	Soap and glycerin.....	4	-----		Mechanical power-transmission equipment.....	3	80
10	Oven coke and coke-oven byproducts.....	1	-----		Metalworking machinery and equipment, not elsewhere classified.....	2	-----
	Petroleum refining.....	2	-----		Refrigerators, domestic (mechanical and absorption), refrigeration machinery and equipment, and complete air-conditioning units.....	1	-----
11	Rubber boots and shoes (including rubber-soled footwear with fabric uppers).....	1	-----	18	Motor vehicles, motor-vehicle bodies, parts and accessories.....	5	-----
		1	-----	19	Boat building and boat repairing.....	2	-----

See footnote at end of table.



TABLE 12.—INDUSTRIES IN "OTHER INDUSTRIES" GROUPS—NUMBER OF ESTABLISHMENTS AND NUMBER OF WAGE EARNERS, FOR THE STATE, FOR THE BOSTON, PROVIDENCE-FALL RIVER-NEW BEDFORD, SPRINGFIELD-HOLYOKE, AND WORCESTER INDUSTRIAL AREAS, AND FOR BOSTON, CAMBRIDGE, FALL RIVER, LOWELL, LYNN, NEW BEDFORD, SOMERVILLE, SPRINGFIELD, AND WORCESTER: 1939—Continued

Group No. <sup>1</sup>	TITLE	Number of establishments	Wage earners	Group No. <sup>1</sup>	TITLE	Number of establishments	Wage earners
<b>PROVIDENCE-FALL RIVER-NEW BEDFORD INDUSTRIAL AREA—Continued</b>				<b>SPRINGFIELD-HOLYOKE INDUSTRIAL AREA—Continued</b>			
20	Brushes.....	8		6	Caskets, coffins, burial cases, and other morticians' goods.....	1	
	Buttons.....	1			Cigar boxes: wooden, part wooden.....	1	
	Fabricated plastic products, not elsewhere classified.....	4	193		Cooperage.....	1	
	Feathers, plumes, and artificial flowers.....	1			Matches.....	1	
	Games and toys (except dolls and children's vehicles).....	5			Mirror frames and picture frames.....	1	
	Jewelry cases and instrument cases.....	11			Upholstered household furniture.....	6	
	Miscellaneous fabricated products not elsewhere classified.....	15	951		Window shades.....	3	
	Musical instruments, parts, and materials not elsewhere classified.....	1			Wood products not elsewhere classified.....	3	77
	Needles, pins, hooks and eyes, and slide and snap fasteners.....	1		7	Die-cut paper and paperboard, and converted cardboard.....	3	67
	Ophthalmic goods: lenses and fittings.....	10	753		Envelopes.....	3	679
	Pens, mechanical pencils, and pen points.....	7		8	Bookbinding and related industries.....	8	729
	Professional and scientific instruments (except surgical and dental).....	2			Books: publishing and printing.....	1	
	Tobacco pipes and cigarette holders.....	1			Books: publishing without printing.....	3	
<b>SPRINGFIELD-HOLYOKE INDUSTRIAL AREA</b>					Electrotyping and stereotyping, not done in printing establishments.....	3	45
1	Condensed and evaporated milk.....	1			Engraving (steel, copperplate, and wood); plate printing.....	2	
	Flavoring extracts and flavoring sirups, not elsewhere classified.....	2			Greeting cards (except hand-painted).....	1	
	Food preparations, not elsewhere classified.....	4	20		Machine and hand typesetting (including advertisement typesetting).....	3	7
	Macaroni, spaghetti, vermicelli, and noodles.....	1			Periodicals: publishing and printing.....	1	
	Malt liquors.....	2			Periodicals: publishing without printing.....	6	
	Meat packing, wholesale.....	2		9	Chemicals not elsewhere classified.....	1	
	Pickled fruits and vegetables and vegetable sauces and seasonings.....	1			Cleaning and polishing preparations, blackings, and dressings.....	2	
	Prepared feeds (including mineral) for animals and fowls.....	1			Colors and pigments.....	1	
	Preserves, jams, jellies, and fruit butters.....	1			Compressed and liquefied gases—not made in petroleum refineries or in natural-gasoline plants.....	1	
3	Artificial leather and oilcloth.....	1			Drugs and medicines (including drug grinding).....	2	
	Carpets and rugs, wool.....	1			Fertilizers.....	1	
	Carpets, rugs, and mats made from such materials as paper fiber, grass, jute, flax, sisal, cotton, cocoa fiber, and rags.....	1			Grease and tallow (except lubricating greases).....	1	
	Cordage and twine.....	1			Insecticides, fungicides, and related industrial and household chemical compounds.....	3	10
	Cotton broad woven goods.....	3	869		Mucilage, paste, and other adhesives, except glue and rubber cement.....	1	
	Cotton narrow fabrics.....	1			Paints, varnishes, and lacquers.....	3	13
	Cotton thread.....	4	687		Perfumes, cosmetics, and other toilet preparations.....	1	
	Cotton yarn.....	1			Plastic materials.....	1	
	Dyeing and finishing cotton, rayon, silk, and linen textiles.....	1			Printing ink.....	1	
	Dyeing and finishing woolen and worsted.....	2			Soap and glycerin.....	2	
	Jute goods (except felt).....	1			Tanning materials, natural dyestuffs, mordants, assistants, and sizes.....	1	
	Knitted cloth.....	2			Vegetable and animal oils, not elsewhere classified.....	1	
	Knitted underwear.....	3		10	Paving blocks and paving mixtures: asphalt, creosoted wood, and composition.....	1	
	Processed waste and recovered wool fibers—regular factories or jobbers engaging contractors.....	1		11	Tires and inner tubes.....	1	
	Rayon broad woven goods—contract factories.....	1		12	Industrial leather belting and packing leather.....	2	
	Silk broad woven goods—contract factories.....	1			Saddlery, harness, and whips.....	2	
	Silk broad woven goods—regular factories or jobbers engaging contractors.....	1			Small leather goods.....	2	
	Silk yarn and thread, spun or thrown—regular factories or jobbers engaging contractors.....	1			Women's pocketbooks, handbags, and purses.....	1	
	Woolen and worsted manufactures—contract factories.....	2		13	Brick and hollow structural tile.....	2	
4	Canvas products (except bags).....	2			Monuments, tombstones, cut-stone, and stone products not elsewhere classified.....	2	
	Corsets and allied garments.....	2			Steam and other packing; pipe and boiler covering.....	1	
	Curtains, draperies, and bedspreads—made in regular factories or by jobbers engaging contractors.....	1		14	Bolts, nuts, washers, and rivets—made in plants not operated in connection with rolling mills.....	1	
	Embroideries, other than Schiffli-machine products—contract factories.....	1			Enameled-iron sanitary ware and other plumbers' supplies (not including pipe and vitreous and semi-vitreous china sanitary ware).....	2	
	Fur coats and other fur garments, accessories, and trimmings.....	2			Fabricated structural steel and ornamental metalwork, made in plants not operated in connection with rolling mills.....	4	
	House dresses, uniforms, and aprons—made in inside factories or by jobbers engaging contractors.....	3	101		Firearms.....	2	
	Housefurnishings (except curtains, draperies, and bedspreads).....	1			Forgings, iron and steel—made in plants not operated in connection with rolling mills.....	3	737
	Men's and boys' suits, coats, and overcoats (except work clothing)—made in inside factories or by jobbers engaging contractors.....	1			Oil burners, domestic and industrial.....	2	
	Miscellaneous fabricated textile products not elsewhere classified.....	1			Power boilers and associated products.....	1	
	Raincoats and other waterproof garments (except oiled cotton).....	1			Saws.....	3	71
	Trousers (semidress), wash suits, and washable service apparel.....	3	48		Screw-machine products and wood screws.....	1	
	Women's and misses' dresses (except house dresses)—made in contract factories.....	1			Stamped and pressed metal products (except automobile stampings).....	3	
	Women's and misses' dresses (except house dresses)—made in inside factories or by jobbers engaging contractors.....	1			Steam and hot-water heating apparatus (including hot-water furnaces).....	1	
	Women's children's, and infants' underwear and nightwear of silk and rayon woven fabrics.....	2			Steam fittings, regardless of material.....	1	
5	Sawmills, veneer mills, and cooperage-stock mills, including those combined with logging camps and with planing mills.....	1			Stoves, ranges, water heaters, and hot-air furnaces (except electric).....	2	
					Wire drawn from purchased rods.....	4	705
					Wrought pipes, welded and heavy riveted—made in plants not operated in connection with rolling mills.....	1	
				15	Alloying; and rolling and drawing of nonferrous metals, except aluminum.....	1	

See footnote at end of table.



TABLE 12.—INDUSTRIES IN "OTHER INDUSTRIES" GROUPS—NUMBER OF ESTABLISHMENTS AND NUMBER OF WAGE EARNERS, FOR THE STATE, FOR THE BOSTON, PROVIDENCE-FALL RIVER-NEW BEDFORD, SPRINGFIELD-HOLYOKE, AND WORCESTER INDUSTRIAL AREAS, AND FOR BOSTON, CAMBRIDGE, FALL RIVER, LOWELL, LYNN, NEW BEDFORD, SOMERVILLE, SPRINGFIELD, AND WORCESTER: 1939—Continued

Group No.¹	TITLE	Number of establishments	Wage earners	Group No.¹	TITLE	Number of establishments	Wage earners
<b>SPRINGFIELD-HOLYOKE INDUSTRIAL AREA—Continued</b>				<b>WORCESTER INDUSTRIAL AREA—Continued</b>			
15	Clocks, watches, and materials and parts (except watchcases).....	1	-----	4	Coats, suits, and skirts (except fur coats)—made in inside factories or by jobbers engaging contractors.....	5	34
	Engraving on metal (except for printing purposes).....	2	-----		Curtains, draperies, and bedspreads—made in regular factories or by jobbers engaging contractors.....	3	56
	Gold and silver leaf and foil.....	2	-----		House dresses, uniforms, and aprons—made in contract factories.....	1	-----
	Nonferrous-metal foundries (except aluminum).....	8	166		House dresses, uniforms, and aprons—made in inside factories or by jobbers engaging contractors.....	2	-----
	Secondary smelting and refining of nonferrous metals, not elsewhere classified.....	1	-----		Housefurnishings (except curtains, draperies, and bedspreads).....	2	-----
	Sheet-metal work not specifically classified.....	4	30		Men's and boys' shirts, (except work shirts), collars, and nightwear—made in inside factories or by jobbers engaging contractors.....	3	984
16	Automotive electrical equipment.....	3	-----		Men's and boys' suits, coats, and overcoats (except work clothing)—made in contract factories.....	2	-----
	Communication equipment.....	1	-----		Men's and boys' suits, coats, and overcoats (except work clothing)—made in inside factories or by jobbers engaging contractors.....	4	21
	Electrical appliances.....	1	-----		Men's and boys' underwear—made in inside factories or by jobbers engaging contractors.....	1	-----
	Electrical products not elsewhere classified.....	1	-----		Men's neckwear—made in contract factories.....	2	-----
	Electric lamps.....	1	-----		Men's neckwear—made in inside factories or by jobbers engaging contractors.....	1	-----
	Generating, distribution, and industrial apparatus, and apparatus for incorporation in manufactured products, not elsewhere classified.....	1	-----		Millinery.....	2	-----
	Insulated wire and cable.....	2	-----		Raincoats and other waterproof garments (except oiled cotton).....	1	-----
	Wiring devices and supplies.....	1	-----		Suspenders, garters, and other goods made from purchased elastic material.....	3	-----
17	Agricultural machinery (except tractors).....	1	-----		Textile bags—not made in textile mills.....	2	-----
	Elevators, escalators, and conveyors.....	1	-----		Trimblings (not made in textile mills), stamped art goods, and art needlework—made in regular factories or by jobbers engaging contractors.....	1	-----
	Food-products machinery.....	1	-----		Trousers (semidress), wash suits, and washable service apparel.....	1	-----
	Industrial machinery, not elsewhere classified.....	1	-----		Women's and misses' clothing, not elsewhere classified—made in contract factories.....	1	-----
	Machine-shop products, not elsewhere classified.....	7	1,256		Women's and misses' dresses (except house dresses)—made in inside factories or by jobbers engaging contractors.....	1	-----
	Machine-shop repairs.....	2	-----		Women's, children's, and infants' underwear and nightwear of cotton and flannelette woven fabrics.....	2	-----
	Machine tools.....	2	-----		Women's, children's, and infants' underwear and nightwear of silk and rayon woven fabrics.....	1	-----
	Measuring and dispensing pumps.....	1	-----	6	Caskets, coffins, burial cases, and other morticians' goods.....	3	96
	Mechanical power-transmission equipment.....	3	-----		Cooperage.....	3	243
	Pumping equipment and air compressors.....	2	-----		Partitions, shelving, cabinet work, and office and store fixtures.....	4	-----
	Special-industry machinery, not elsewhere classified.....	1	-----		Public-building furniture.....	5	1,498
	Stokers, mechanical, domestic and industrial.....	1	-----		Rattan and willowware (except furniture) and baskets other than vegetable and fruit baskets.....	1	-----
	Textile machinery.....	1	-----		Venetian blinds.....	2	-----
18	Motor vehicles, motor-vehicle bodies, parts and accessories.....	2	-----		Wood preserving.....	1	-----
19	Motorcycles, bicycles, and parts.....	2	-----	7	Die-cut paper and paperboard, and converted cardboard.....	2	-----
20	Beauty-shop and barber-shop equipment.....	1	-----		Paper bags, except those made in paper mills.....	1	-----
	Brooms.....	2	-----		Wallpaper.....	1	-----
	Brushes.....	4	40	8	Bookbinding and related industries.....	5	444
	Dolls (except rubber).....	1	-----		Electrotyping and stereotyping, not done in printing establishments.....	3	26
	Games and toys (except dolls and children's vehicles).....	3	-----		Engraving (steel, copperplate, and wood); plate printing.....	2	-----
	Jewelry cases and instrument cases.....	1	-----		Greeting cards (except hand-painted).....	1	-----
	Miscellaneous fabricated products not elsewhere classified.....	2	-----		Lithographing and photo-lithographing (including preparation of stones or plates and dry transfers).....	1	-----
	Pens, mechanical pencils, and pen points.....	1	-----		Periodicals: publishing and printing.....	4	60
	Signs, advertising displays, and advertising novelties.....	9	106		Periodicals: publishing without printing.....	1	-----
	Sporting and athletic goods not elsewhere classified.....	2	-----	9	Cleaning and polishing preparations, blackings, and dressings.....	2	-----
	Surgical supplies and equipment not elsewhere classified; orthopedic appliances.....	1	-----		Coal-tar products, crude and intermediate.....	1	-----
<b>WORCESTER INDUSTRIAL AREA</b>					Compressed and liquefied gases—not made in petroleum refineries or in natural-gasoline plants.....	1	-----
1	Baking powder, yeast, and other leavening compounds.....	1	-----		Drugs and medicines (including drug grinding).....	6	98
	Biscuit, crackers, and pretzels.....	2	-----		Fertilizers.....	2	-----
	Canned and dried fruits and vegetables (including canned soups).....	1	-----		Grease and tallow (except lubricating greases).....	2	-----
	Cereal preparations.....	1	-----		Insecticides, fungicides, and related industrial and household chemical compounds.....	2	-----
	Condensed and evaporated milk.....	1	-----		Lubricating oils and greases—not made in petroleum refineries.....	1	-----
	Flavoring extracts and flavoring sirups, not elsewhere classified.....	1	-----		Paints, varnishes, and lacquers.....	3	2
	Flour and other grain-mill products.....	4	31		Perfumes, cosmetics, and other toilet preparations.....	1	-----
	Liquors, rectified or blended.....	1	-----		Plastic materials.....	1	-----
	Macaroni, spaghetti, vermicelli, and noodles.....	2	-----		Printing ink.....	1	-----
	Malt liquors.....	1	-----		Soap and glycerin.....	1	-----
	Meat packing, wholesale.....	5	76	10	Paving blocks and paving mixtures: asphalt, crosotted wood, and composition.....	1	-----
	Poultry dressing and packing, wholesale.....	3	39	11	Rubber products not elsewhere classified.....	3	-----
	Prepared feeds (including mineral) for animals and fowls.....	1	36	12	Industrial leather belting and packing leather.....	4	267
	Vinegar and cider.....	1	-----		Leather goods not elsewhere classified.....	3	47
	Artificial leather and oilcloth.....	3	188		Leather: tanned, curried, and finished—contract factories.....	2	-----
	Carpets and rugs, wool.....	3	-----				
	Carpet yarn, woolen and worsted.....	1	-----				
	Cordage and twine.....	2	-----				
	Cotton thread.....	3	133				
	Cotton yarn.....	3	770				
	Dyeing and finishing cotton, rayon, silk, and linen textiles.....	7	1,501				
	Dyeing and finishing woolen and worsted.....	1	-----				
	Felt goods, wool, hair, and jute (except woven felts and hat bodies and hats).....	1	-----				
	Hat bodies and hats, fur-felt.....	1	-----				
	Hat bodies and hats, wool-felt.....	2	-----				
	Hosiery—full-fashioned.....	1	-----				
	Knitted cloth.....	4	112				
	Knitted outerwear (except knit gloves)—regular factories or jobbers engaging contractors.....	3	-----				
	Linen goods.....	1	-----				
	Processed waste and recovered wool fibers—contract factories.....	3	-----				
	Rayon broad woven goods—regular factories or jobbers engaging contractors.....	2	-----				
	Rayon narrow fabrics.....	2	-----				
	Woolen and worsted manufactures—contract factories.....	12	1,124				

See footnote at end of table.

TABLE 12.—INDUSTRIES IN "OTHER INDUSTRIES" GROUPS—NUMBER OF ESTABLISHMENTS AND NUMBER OF WAGE EARNERS, FOR THE STATE, FOR THE BOSTON, PROVIDENCE-FALL RIVER-NEW BEDFORD, SPRINGFIELD-HOLYOKE, AND WORCESTER INDUSTRIAL AREAS, AND FOR BOSTON, CAMBRIDGE, FALL RIVER, LOWELL, LYNN, NEW BEDFORD, SOMERVILLE, SPRINGFIELD, AND WORCESTER: 1939—Continued

Group No.1	TITLE	Number of establishments	Wage earners	Group No.1	TITLE	Number of establishments	Wage earners
	<b>WORCESTER INDUSTRIAL AREA—Continued</b>				<b>CITY OF BOSTON—Continued</b>		
12	Leather: tanned, curried, and finished—regular factories or jobbers engaging contractors	3		1	Cheese	6	
	Suitcases, briefcases, bags, trunks, and other luggage	2			Chewing gum	1	
	Women's pocketbooks, handbags, and purses	3			Chocolate and cocoa products	3	
13	Abrasive wheels, stone, paper, cloth, and related products	4	1,572		Condensed and evaporated milk	1	
	Asbestos products (except steam packing and pipe and boiler covering)	1			Creamery butter	2	
	Brick and hollow structural tile	1			Custom slaughtering, wholesale	1	
	Mirrors and other glass products made of purchased glass	1			Liquors, distilled	2	
	Steam and other packing; pipe and boiler covering	1			Liquors, rectified or blended	7	135
14	Files	1			Macaroni, spaghetti, vermicelli, and noodles	5	
	Firearms	2			Meat packing, wholesale	12	551
	Forgings, iron and steel—made in plants not operated in connection with rolling mills	2			Pickled fruits and vegetables and vegetable sauces and seasonings	5	59
	Hardware not elsewhere classified	3	615		Poultry dressing and packing, wholesale	2	
	Heating and cooking apparatus, except electric, not elsewhere classified	1			Prepared feeds (including mineral) for animals and fowls	2	
	Malleable-iron castings	1			Salad dressings	2	
	Nails, spikes, etc., not made in wire mills or in plants operated in connection with rolling mills	1			Sausage casings—not made in meat-packing establishments	1	
	Oil burners, domestic and industrial	1			Special dairy products	1	
	Power boilers and associated products	3	53		Wines	1	
	Saws	3	667	2	Cigarettes	1	
	Steel works and rolling mills	2			Cigars	7	182
	Stoves, ranges, water heaters, and hot-air furnaces (except electric)	1			Tobacco (chewing and smoking) and snuff	2	
	Tin cans and other tinware not elsewhere classified	1		3	Batting, padding, and wadding; upholstery filling	2	
15	Alloying; and rolling and drawing of nonferrous metals, except aluminum	1			Carpets, rugs, and mats made from such materials as paper fiber, grass, jute, flax, sisal, cotton, cocoa fiber, and rags	2	
	Aluminum products (including rolling and drawing and extruding), not elsewhere classified	1			Cloth sponging and miscellaneous special finishing	5	
	Clocks, watches, and materials and parts (except watchcases)	1			Cordage and twine	2	
	Engraving on metal (except for printing purposes)	1			Cotton broad woven goods	2	
	Jewelry (precious metals)	2			Cotton thread	2	
	Lighting fixtures	4			Dyeing and finishing cotton, rayon, silk, and linen textiles	2	
	Nonferrous-metal products not elsewhere classified	3	115		Dyeing and finishing woolen and worsted	1	
	Silverware and plated ware	2			Hat bodies and hats, fur-felt	1	
16	Electrical appliances	1			Hosiery—full-fashioned	2	
	Electrical products not elsewhere classified	2			Knitted cloth	1	
	Generating, distribution, and industrial apparatus, and apparatus for incorporation in manufactured products, not elsewhere classified	3	19		Processed waste and recovered wool fibers—contract factories	3	84
	Insulated wire and cable	1			Processed waste and recovered wool fibers—regular factories or jobbers engaging contractors	1	
17	Agricultural machinery (except tractors)	2			Rayon broad woven goods—regular factories or jobbers engaging contractors	1	
	Blowers; exhaust and ventilating fans	2			Rayon narrow fabrics	1	
	Food-products machinery	2			Silk yarn and thread, spun or thrown—regular factories or jobbers engaging contractors	1	
	Mechanical power-transmission equipment	3	196		Woolen and worsted manufactures—contract factories	2	
	Metalworking machinery and equipment, not elsewhere classified	4	331		Woolen and worsted manufactures—regular factories or jobbers engaging contractors	2	
	Paper-mill, pulp-mill, and paper-products machinery	4	285	4	Belts (apparel), regardless of material	2	
	Pumping equipment and air compressors	2			Children's coats—made in inside factories or by jobbers engaging contractors	1	
	Refrigerators, domestic (mechanical and absorption), refrigeration machinery and equipment, and complete air-conditioning units	2			Children's dresses—made in inside factories or by jobbers engaging contractors	2	
	Steam engines, turbines, and water wheels	2			Corsets and allied garments	2	
	Woodworking machinery	5			Curtains, draperies, and bedspreads—contract factories	4	
18	Motor vehicles, motor-vehicle bodies, parts and accessories	1			Embroideries: Schiffli-machine products	1	
19	Cars and car equipment—railroad, street, and rapid-transit	1			House dresses, uniforms, and aprons—made in contract factories	5	
	Motorcycles, bicycles, and parts	2			Men's and boys' shirts (except work shirts), collars, and nightwear—made in contract factories	1	
20	Brooms	1			Men's and boys' shirts (except work shirts), collars, and nightwear—made in inside factories or by jobbers engaging contractors	2	
	Brushes	4	775		Men's neckwear—made in inside factories or by jobbers engaging contractors	20	
	Buttons	6	447		Millinery	20	
	Costume jewelry and costume novelties (jewelry other than fine jewelry)	2			Suspenders, garters, and other goods made from purchased elastic material	1	
	Dental equipment and supplies	1			Textile bags—not made in textile mills	3	
	Dolls (except rubber)	1			Trimnings (not made in textile mills), stamped art goods, and art needlework—made in regular factories or by jobbers engaging contractors	11	113
	Games and toys (except dolls and children's vehicles)	8	589		Trousers (semidress), wash suits, and washable service apparel	14	
	Hand stamps, stencils, and brands	2			Women's and misses' blouses and waists—made in contract factories	3	66
	Musical instruments, parts, and materials not elsewhere classified	1			Women's and misses' clothing, not elsewhere classified—made in inside factories or by jobbers engaging contractors	1	
	Ophthalmic goods: lenses and fittings	7	2,682		Women's, children's, and infants' underwear and nightwear of knitted fabrics	5	
	Optical instruments and lenses	1			Women's, children's, and infants' underwear and nightwear of cotton and flannelette woven fabrics	3	
	Photographic apparatus and materials and projection equipment (except lenses)	1			Women's, children's, and infants' underwear and nightwear of silk and rayon woven fabrics	9	
	Sporting and athletic goods not elsewhere classified	1			Women's neckwear, scarfs, etc.	2	
	Umbrellas, parasols, and canes	1		5	Sawmills, veneer mills, and cooperage-stock mills, including those combined with logging camps and with planing mills	1	
	<b>CITY OF BOSTON</b>						
1	Biscuit, crackers, and pretzels	2					
	Blended and prepared flour made from purchased flour	2					
	Cane-sugar refining	2					

See footnote at end of table.

TABLE 12.—INDUSTRIES IN "OTHER INDUSTRIES" GROUPS—NUMBER OF ESTABLISHMENTS AND NUMBER OF WAGE EARNERS, FOR THE STATE, FOR THE BOSTON, PROVIDENCE-FALL RIVER-NEW BEDFORD SPRINGFIELD-HOLYOKE, AND WORCESTER INDUSTRIAL AREAS, AND FOR BOSTON, CAMBRIDGE, FALL RIVER, LOWELL, LYNN, NEW BEDFORD, SOMERVILLE, SPRINGFIELD, AND WORCESTER: 1939—Continued

Group No.	TITLE	Number of establishments	Wage earners	Group No.	TITLE	Number of establishments	Wage earners
CITY OF BOSTON—Continued				CITY OF BOSTON—Continued			
6	Baskets for fruits and vegetables	1		16	Batteries, storage and primary (dry and wet)	2	
	Cigar boxes: wooden, part wooden	1			Communication equipment	2	
	Cooperage	2			Electrical products not elsewhere classified	3	
	Laboratory, hospital, and other professional furniture	4			Electric lamps	1	
	Office furniture	2			Generating, distribution, and industrial apparatus, and apparatus for incorporation in manufactured products, not elsewhere classified	9	560
	Public-building furniture	2			Radios, radio tubes, and phonographs	3	66
	Venetian blinds	1			Wiring devices and supplies	5	
	Window shades	8	40		X-ray and therapeutic apparatus and electronic tubes	1	
	Wooden boxes except cigar boxes	2					
	Wood preserving	1					
7	Coated and glazed paper	1		17	Blowers; exhaust and ventilating fans	3	
	Die-cut paper and paperboard, and converted card-board	3	44		Commercial laundry, dry-cleaning, and pressing machinery	2	
	Envelopes	2			Elevators, escalators, and conveyors	7	
	Fiber cans, tubes, and similar products	3	95		Food-products machinery	7	48
	Paper and paperboard mills	1			Industrial machinery, not elsewhere classified	3	136
8	Books: publishing and printing	3	26		Machine tools	1	
	Books: publishing without printing	33	81		Measuring instruments, mechanical (except electrical measuring instruments, watches, and clocks)	2	
	Greeting cards (except hand-printed)	6	885		Mechanical power-transmission equipment	2	
	Machine and hand typesetting (including advertisement typesetting)	13	217		Metalworking machinery and equipment, not elsewhere classified	1	
9	Chemicals not elsewhere classified	1			Office and store machines not elsewhere classified	2	
	Compressed and liquefied gases—not made in petroleum refineries or in natural-gasoline plants	2			Paper-mill, pulp-mill, and paper-products machinery	2	
	Drugs and medicines (including drug grinding)	14	451		Printing-trades machinery and equipment	1	
	Fish and other marine oils, cake, and meal	1			Pumping equipment and air compressors	2	
	Glue and gelatin	2			Sewing machines, domestic and industrial	1	
	Grease and tallow (except lubricating greases)	2			Woodworking machinery	1	
	Lubricating oils and greases—not made in petroleum refineries	1		19	Boat building and boat repairing	1	
	Mucilage, paste, and other adhesives, except glue and rubber cement	2			Shipbuilding and ship repairing	6	
	Printing ink	2		20	Artists' materials	1	
	Soap and glycerin	2			Brushes	8	476
	Vegetable and animal oils, not elsewhere classified	2			Buttons	3	
	Writing ink	1			Dental equipment and supplies	1	
10	Paving blocks and paving mixtures: asphalt, creosoted wood, and composition	1			Fabricated plastic products, not elsewhere classified	4	
12	Industrial leather belting and packing leather	3	25		Feathers, plumes, and artificial flowers	2	
	Leather gloves and mittens	2			Fire extinguishers, chemical	3	22
	Leather goods not elsewhere classified	1			Furs, dressed and dyed	1	
	Small leather goods	4			Games and toys (except dolls and children's vehicles)	1	
	Suitcases, brief cases, bags, trunks, and other luggage	12			Hair work	1	
13	Asbestos products (except steam packing and pipe and boiler covering)	1			Jewelry cases and instrument cases	6	342
	Gypsum products	1			Musical instruments, parts, and materials not elsewhere classified	6	
	Minerals and earths, ground or otherwise treated	1			Needles, pins, hooks and eyes, and slide and snap fasteners	1	
	Pottery products not elsewhere classified	1			Ophthalmic goods: lenses and fittings	2	
	Steam and other packing; pipe and boiler covering	3			Organs	1	
	Tableware, pressed or blown glass and glassware not elsewhere classified	1			Pens, mechanical pencils, and pen points	1	
14	Automobile stampings	2			Photographic apparatus and materials and projection equipment (except lenses)	2	
	Bolts, nuts, washers, and rivets—made in plants not operated in connection with rolling mills	1			Pianos	1	
	Cold-rolled steel sheets and strip and cold-finished steel bars made in plants not operated in connection with hot-rolling mills	3			Surgical and medical instruments	4	46
	Cutlery (except aluminum, silver, and plated cutlery) and edge tools	4	864		Umbrellas, parasols, and canes	3	
	Doors, window sash, frames, molding, and trim (made of metal)	4		CITY OF CAMBRIDGE			
	Enameling, japanning, and lacquering	1		1	Biscuit, crackers, and pretzels	3	520
	Forgings, iron and steel—made in plants not operated in connection with rolling mills	1			Canned and dried fruits and vegetables (including canned soups)	1	
	Galvanizing and other coating—carried on in plants not operated in connection with rolling mills	1			Cereal preparations	1	
	Heating and cooking apparatus, except electric, not elsewhere classified	3			Chewing gum	1	
	Nails, spikes, etc., not made in wire mills or in plants operated in connection with rolling mills	1			Chocolate and cocoa products	1	
	Power boilers and associated products	3	69		Flavoring extracts and flavoring sirups, not elsewhere classified	3	49
	Saws	4			Ice, manufactured	2	
	Springs, steel (except wire)—made in plants not operated in connection with rolling mills	1			Liquors, rectified or blended	1	
	Stamped and pressed metal products (except automobile stampings)	5	256		Meat packing, wholesale	2	
	Steel barrels, kegs, and drums	1			Nonalcoholic beverages	4	14
	Steel castings	1			Pickled fruits and vegetables and vegetable sauces and seasonings	2	
	Stoves, ranges, water heaters, and hot-air furnaces (except electric)	2			Prepared feeds (including mineral) for animals and fowls	1	
	Tin cans and other tinware not elsewhere classified	3	229		Salad dressings	1	
	Wire drawn from purchased rods	1		3	Felt goods, wool, hair, and jute (except woven felts and hat bodies and hats)	1	
15	Alloying; and rolling and drawing of nonferrous metals, except aluminum	2			Hosiery—seamless	1	
	Aluminum products (including rolling and drawing and extruding), not elsewhere classified	2			Knitted outerwear (except knit gloves)—regular factories or jobbers engaging contractors	1	
	Gold and silver leaf and foil	2			Silk yarn and thread, spun or thrown—regular factories or jobbers engaging contractors	1	
	Jewelers' findings and materials	1		4	Canvas products (except bags)	1	
	Jewelry (precious metals)	14	32		Coats, suits, and skirts (except fur coats)—made in inside factories or by jobbers engaging contractors	1	
	Secondary smelting and refining, gold, silver, and platinum	1			Men's and boys' shirts (except work shirts), collars, and nightwear—made in inside factories or by jobbers engaging contractors	1	
					Men's and boys' suits, coats, and overcoats (except work clothing)—made in inside factories or by jobbers engaging contractors	1	
					Trousers (semidress), wash suits, and washable service apparel	1	
					Work clothing (except work shirts), sport garments (except leather), and other men's and boys' apparel, not elsewhere classified	3	144

See footnote at end of table.

TABLE 12.—INDUSTRIES IN "OTHER INDUSTRIES" GROUPS—NUMBER OF ESTABLISHMENTS AND NUMBER OF WAGE EARNERS, FOR THE STATE, FOR THE BOSTON, PROVIDENCE-FALL RIVER-NEW BEDFORD, SPRINGFIELD-HOLYOKE, AND WORCESTER INDUSTRIAL AREAS, AND FOR BOSTON, CAMBRIDGE, FALL RIVER, LOWELL, LYNN, NEW BEDFORD, SOMERVILLE, SPRINGFIELD, AND WORCESTER: 1939—Continued

Group No. 1	TITLE	Number of establishments	Wage earners	Group No. 1	TITLE	Number of establishments	Wage earners
CITY OF CAMBRIDGE—Continued				CITY OF CAMBRIDGE—Continued			
5	Planing mills not operated in conjunction with saw-mills.....	2		16	Communication equipment.....	1	
6	Caskets, coffins, burial cases, and other morticians' goods.....	2			Electrical measuring instruments.....	2	
	Cooperage.....	1			Generating, distribution, and industrial apparatus, and apparatus for incorporation in manufactured products, not elsewhere classified.....	2	
	Mattresses and bedsprings.....	3	43		Insulated wire and cable.....	1	
	Office furniture.....	1		17	Construction and similar machinery (except mining and oil-field machinery and tools).....	2	
	Partitions, shelving, cabinet work, and office and store fixtures.....	1			Food-products machinery.....	2	
	Public-building furniture.....	3	14		Industrial machinery, not elsewhere classified.....	2	
	Rattan and willowware (except furniture) and baskets other than vegetable and fruit baskets.....	1			Machine-shop repairs.....	1	
	Window shades.....	1			Machine-tool and other metalworking-machinery accessories, metal-cutting and shaping tools, and machinists' precision tools.....	1	
	Wooden boxes, except cigar boxes.....	1			Machine tools.....	1	
	Wood products not elsewhere classified.....	1			Office and store machines not elsewhere classified.....	1	
7	Coated and glazed paper.....	1			Paper-mill, pulp-mill, and paper-products machinery.....	1	
	Converted paper products not elsewhere classified.....	2			Pumping equipment and air compressors.....	2	
	Paper bags, except those made in paper mills.....	1			Refrigerators, domestic (mechanical and absorption), refrigeration machinery and equipment, and complete air-conditioning units.....	2	
8	Books: printing without publishing.....	2			Special-industry machinery, not elsewhere classified.....	1	
	Books: publishing and printing.....	4	1,229		Textile machinery.....	1	
	Books: publishing without printing.....	2		18	Motor vehicles, motor-vehicle bodies, parts and accessories.....	2	
	Electrotyping and stereotyping, not done in printing establishments.....	2		20	Carbon paper and inked ribbons.....	2	
	Engraving (steel, copperplate, and wood); plate printing.....	3			Dental equipment and supplies.....	3	
	Lithographing and photo-lithographing (including preparation of stones or plates and dry transfers).....	1			Games and toys (except dolls and children's vehicles).....	1	
	Newspapers: publishing and printing.....	1			Jewelry cases and instrument cases.....	1	
	Newspapers: publishing without printing.....	2			Miscellaneous fabricated products not elsewhere classified.....	3	22
	Photoengraving, not done in printing establishments (including preparation of plates).....	2			Ophthalmic goods: lenses and fittings.....	1	
9	Chemicals not elsewhere classified.....	1			Pens, mechanical pencils, and pen points.....	1	
	Cleaning and polishing preparations, blackings, and dressings.....	4	185		Pianos.....	1	
	Compressed and liquefied gases—not made in petroleum refineries or in natural-gasoline plants.....	2			Professional and scientific instruments (except surgical and dental).....	2	
	Drugs and medicines (including drug grinding).....	2			Signs, advertising displays, and advertising novelties.....	2	
	Fertilizers.....	2			Surgical and medical instruments.....	1	
	Grease and tallow (except lubricating greases).....	1			Surgical supplies and equipment not elsewhere classified; orthopedic appliances.....	1	
	Insecticides, fungicides, and related industrial and household chemical compounds.....	3	11	CITY OF FALL RIVER			
	Paints, varnishes, and lacquers.....	2		1	Candy and other confectionery products.....	2	
	Soap and glycerin.....	8	1,225		Food preparations, not elsewhere classified.....	2	
	Tanning materials, natural dyestuffs, mordants, assistants, and sizes.....	2			Ice, manufactured.....	1	
	Writing ink.....	1			Macaroni, spaghetti, vermicelli, and noodles.....	3	9
10	Paving blocks and paving mixtures: asphalt, creosoted wood, and composition.....	2			Malt liquors.....	1	
	Roofing, built-up and roll; asphalt shingles; roof coating (except paint).....	2		2	Tobacco (chewing and smoking) and snuff.....	1	
11	Rubber boots and shoes (including rubber-soled footwear with fabric uppers).....	1		3	Carpets, rugs, and mats made from such materials as paper fiber, grass, jute, flax, sisal, cotton, cocoa fiber, and rags.....	1	
12	Footwear (except rubber).....	5			Cordage and twine.....	1	
	Industrial leather belting and packing leather.....	1			Cotton thread.....	2	
13	Brick and hollow structural tile.....	1			Cotton yarn.....	3	454
	Concrete products.....	3	82		Finishing of men's and boys' hats of fur-felt, wool-felt, and straw.....	3	
	Mirrors and other glass products made of purchased glass.....	2			Hat bodies and hats, fur-felt.....	1	
	Pottery products not elsewhere classified.....	1			Hats, straw.....	2	
	Wallboard and wall plaster (except gypsum), building insulation (except mineral wool), and floor composition.....	1			Hatters' fur.....	1	
14	Automobile stampings.....	1			Hosiery—seamless.....	1	
	Doors, window sash, frames, molding, and trim (made of metal).....	1			Knitted outerwear (except knit gloves)—contract factories.....	1	
	Enameled-iron sanitary ware and other plumbers' supplies (not including pipe and vitreous and semi-vitreous china sanitary ware).....	1			Processed waste and recovered wool fibers—regular factories or jobbers engaging contractors.....	2	
	Galvanizing and other coating—carried on in plants not operated in connection with rolling mills.....	2			Rayon broad woven goods—contract factories.....	2	
	Hardware not elsewhere classified.....	1			Rayon broad woven goods—regular factories or jobbers engaging contractors.....	3	768
	Heating and cooking apparatus, except electric, not elsewhere classified.....	1			Silk yarn and thread, spun or thrown—regular factories or jobbers engaging contractors.....	1	
	Nails, spikes, etc., not made in wire mills or in plants operated in connection with rolling mills.....	1			Woolen and worsted manufactures—regular factories or jobbers engaging contractors.....	1	
	Oil burners, domestic and industrial.....	1		4	Canvas products (except bags).....	1	
	Power boilers and associated products.....	2			Children's dresses—made in contract factories.....	1	
	Saws.....	1			Children's dresses—made in inside factories or by jobbers engaging contractors.....	1	
	Screw-machine products and wood screws.....	1			Coats, suits, and skirts (except fur coats)—made in contract factories.....	2	
	Stamped and pressed metal products (except automobile stampings).....	3	146		Coats, suits, and skirts (except fur coats)—made in inside factories or by jobbers engaging contractors.....	1	
	Steam fittings, regardless of material.....	2			Embroideries, other than Schiffli-machine products—contract factories.....	1	
15	Alloying; and rolling and drawing of nonferrous metals, except aluminum.....	1			House dresses, uniforms, and aprons—made in inside factories or by jobbers engaging contractors.....	1	
	Lighting fixtures.....	2			Housefurnishings (except curtains, draperies, and bedspreads).....	2	
	Nonferrous-metal products not elsewhere classified.....	2			Men's and boys' shirts (except work shirts), collars, and nightwear—made in inside factories or by jobbers engaging contractors.....	2	
	Secondary smelting and refining of nonferrous metals, not elsewhere classified.....	3	17		Men's and boys' suits, coats, and overcoats (except work clothing)—made in contract factories.....	1	
					Millinery.....	2	
					Miscellaneous fabricated textile products not elsewhere classified.....	1	

See footnote at end of table.

TABLE 12.—INDUSTRIES IN "OTHER INDUSTRIES" GROUPS—NUMBER OF ESTABLISHMENTS AND NUMBER OF WAGE EARNERS, FOR THE STATE, FOR THE BOSTON, PROVIDENCE-FALL RIVER-NEW BEDFORD, SPRINGFIELD-HOLYOKE, AND WORCESTER INDUSTRIAL AREAS, AND FOR BOSTON, CAMBRIDGE, FALL RIVER, LOWELL, LYNN, NEW BEDFORD, SOMERVILLE, SPRINGFIELD, AND WORCESTER: 1939—Continued

Group No.¹	TITLE	Number of establishments	Wage earners	Group No.¹	TITLE	Number of establishments	Wage earners
CITY OF FALL RIVER—Continued				CITY OF LOWELL—Continued			
4	Robes, lounging garments, and dressing gowns.....	4		3	Knitted cloth.....	1	
	Trimmings (not made in textile mills), stamped art goods, and art needlework—contract factories.....	1			Processed waste and recovered wool fibers—contract factories.....	1	
	Trimmings (not made in textile mills), stamped art goods, and art needlework—made in regular factories or by jobbers engaging contractors.....	1			Processed waste and recovered wool fibers—regular factories or jobbers engaging contractors.....	1	
	Trousers (semidress), wash suits, and washable service apparel.....	3			Rayon broad woven goods—regular factories or jobbers engaging contractors.....	2	
	Women's and misses' clothing, not elsewhere classified—made in contract factories.....	5			Rayon narrow fabrics.....	1	
	Women's and misses' dresses (except house dresses)—made in contract factories.....	5			Rayon yarn and thread, spun or thrown—regular factories or jobbers engaging contractors.....	1	
	Women's, children's, and infants' underwear and nightwear of cotton and flannelette woven fabrics.....	1			Silk narrow fabrics.....	1	
	Women's, children's, and infants' underwear and nightwear of silk and rayon woven fabrics.....	1			Woolen and worsted manufactures—contract factories.....	2	
	Work clothing (except work shirts), sport garments (except leather), and other men's and boys' apparel, not elsewhere classified.....	2		4	Clothing, leather and sheep-lined.....	1	
6	Cork products.....	1			Corsets and allied garments.....	1	
	Mattresses and bedsprings.....	1			House dresses, uniforms, and aprons—made in inside factories or by jobbers engaging contractors.....	1	
	Upholstered household furniture.....	1			Housefurnishings (except curtains, draperies, and bedspreads).....	1	
	Wood products not elsewhere classified.....	1			Men's and boys' hats and caps (except felt and straw).....	1	
7	Fiber cans, tubes, and similar products.....	1			Trimmings (not made in textile mills), stamped art goods, and art needlework—made in regular factories or by jobbers engaging contractors.....	1	
	Paperboard containers and boxes not elsewhere classified.....	5	205		Women's and misses' clothing, not elsewhere classified—made in inside factories or by jobbers engaging contractors.....	1	
8	Engraving (steel, copperplate, and wood); plate printing.....	2			Women's and misses' dresses (except house dresses)—made in inside factories or by jobbers engaging contractors.....	2	
	Newspapers: publishing and printing.....	2			Work clothing (except work shirts), sport garments (except leather), and other men's and boys' apparel, not elsewhere classified.....	1	
9	Fertilizers.....	1		5	Planing mills not operated in conjunction with sawmills.....	1	
	Grease and tallow (except lubricating greases).....	1			Household furniture, except upholstered.....	2	
	Tanning materials, natural dyestuffs, mordants, assistants, and sizes.....	1			Public-building furniture.....	1	
11	Rubber products not elsewhere classified.....	1			Wood products not elsewhere classified.....	2	
12	Industrial leather belting and packing leather.....	2		7	Fiber cans, tubes, and similar products.....	3	91
	Suitcases, briefcases, bags, trunks, and other luggage.....	1			Bookbinding and related industries.....	1	
13	Concrete products.....	1			Books: printing without publishing.....	1	
	Monuments, tombstones, cut-stone, and stone products not elsewhere classified.....	1			Electrotyping and stereotyping, not done in printing establishments.....	1	
14	Fabricated structural steel and ornamental metalwork, made in plants not operated in connection with rolling mills.....	2			Photoengraving, not done in printing establishments (including preparation of plates).....	2	
	Gray-iron and semisteel castings.....	1		9	Drugs and medicines (including drug grinding).....	1	
	Oil burners, domestic and industrial.....	1			Insecticides, fungicides, and related industrial and household chemical compounds.....	1	
	Power boilers and associated products.....	1			Perfumes, cosmetics, and other toilet preparations.....	3	
15	Nonferrous-metal foundries (except aluminum).....	1			Printing ink.....	1	
	Sheet-metal work not specifically classified.....	1		11	Rubber products not elsewhere classified.....	1	
17	Commercial laundry, dry-cleaning, and pressing machinery.....	1		12	Industrial leather belting and packing leather.....	3	
	Industrial machinery, not elsewhere classified.....	1			Leather: tanned, curried, and finished—regular factories or jobbers engaging contractors.....	1	
	Machine-shop products, not elsewhere classified.....	2		13	Concrete products.....	1	
	Machine-shop repairs.....	4	12		Monuments, tombstones, cut-stone, and stone products not elsewhere classified.....	1	
	Refrigerators, domestic (mechanical and absorption), refrigeration machinery and equipment, and complete air-conditioning units.....	1		14	Fabricated structural steel and ornamental metalwork, made in plants not operated in connection with rolling mills.....	1	
	Textile machinery.....	4	107		Gray-iron and semisteel castings.....	1	
20	Brushes.....	1			Hardware not elsewhere classified.....	1	
	Signs, advertising displays, and advertising novelties.....	1			Power boilers and associated products.....	1	
	Tobacco pipes and cigarette holders.....	1			Wire drawn from purchased rods.....	1	
CITY OF LOWELL					Wirework not elsewhere classified.....	2	
1	Biscuit, crackers, and pretzels.....	2		15	Nonferrous-metal foundries (except aluminum).....	1	
	Canned and dried fruits and vegetables (including canned soups).....	1			Sheet-metal work not specifically classified.....	2	
	Ice, manufactured.....	2		16	Generating, distribution, and industrial apparatus, and apparatus for incorporation in manufactured products, not elsewhere classified.....	1	
	Macaroni, spaghetti, vermicelli, and noodles.....	1			Insulated wire and cable.....	1	
	Malt liquors.....	1		17	Industrial machinery, not elsewhere classified.....	1	
	Prepared feeds (including mineral) for animals and fowls.....	1			Machine-shop products, not elsewhere classified.....	1	
	Sausages, prepared meats, and other meat products—made in meat-packing establishments.....	3	57		Machine-shop repairs.....	2	
	Vinegar and cider.....	1			Mechanical power-transmission equipment.....	1	
3	Cordage and twine.....	1			Special-industry machinery, not elsewhere classified.....	1	
	Cotton broad woven goods.....	2			Woodworking machinery.....	1	
	Cotton narrow fabrics.....	2		20	Pencils (except mechanical) and crayons.....	2	
	Cotton thread.....	1		CITY OF LYNN			
	Cotton yarn.....	1		1	Baking powder, yeast, and other leavening compounds.....	1	
	Dyeing and finishing cotton, rayon, silk, and linen textiles.....	1			Candy and other confectionery products.....	3	38
	Dyeing and finishing woolen and worsted.....	2			Flavoring extracts and flavoring sirups, not elsewhere classified.....	1	
	Felt goods, wool, hair, and jute (except woven felts and hat bodies and hats).....	2			Food preparations, not elsewhere classified.....	3	19
	Finishing of men's and boys' hats of fur-felt, wool-felt, and straw.....	1					
	Hosiery—seamless.....	2					

See footnote at end of table.

TABLE 12.—INDUSTRIES IN "OTHER INDUSTRIES" GROUPS—NUMBER OF ESTABLISHMENTS AND NUMBER OF WAGE EARNERS, FOR THE STATE, FOR THE BOSTON, PROVIDENCE-FALL RIVER-NEW BEDFORD, SPRINGFIELD-HOLYOKE, AND WORCESTER INDUSTRIAL AREAS, AND FOR BOSTON, CAMBRIDGE, FALL RIVER, LOWELL, LYNN, NEW BEDFORD, SOMERVILLE, SPRINGFIELD, AND WORCESTER: 1939—Continued

Group No. 1	TITLE	Number of establishments	Wage earners	Group No. 1	TITLE	Number of establishments	Wage earners
<b>CITY OF LYNN—Continued</b>				<b>CITY OF LYNN—Continued</b>			
1	Ice cream and ices.....	2		20	Needles, pins, hooks and eyes, and slide and snap fasteners.....	1	
	Ice, manufactured.....	1			Signs, advertising displays, and advertising novelties.....	1	
3	Cotton narrow fabrics.....	1			Soda fountains, beer dispensing equipment, and related products.....	1	
	Finishing of men's and boys' hats of fur-felt, wool-felt, and straw.....	1		<b>CITY OF NEW BEDFORD</b>			
	Hat bodies and hats, fur-felt.....	1		1	Canned and dried fruits and vegetables (including canned soups).....	1	
4	Canvas products (except bags).....	1			Ice, manufactured.....	1	
	Clothing, leather and sheep-lined.....	1			Malt liquors.....	2	
	Curtains, draperies, and bedspreads—made in regular factories or by jobbers engaging contractors.....	1		3	Artificial leather and oilcloth.....	1	
	House dresses, uniforms, and aprons—made in inside factories or by jobbers engaging contractors.....	1			Cordage and twine.....	4	
	Housefurnishings (except curtains, draperies, and bedspreads).....	1			Cotton narrow fabrics.....	2	
	Men's and boys' suits, coats, and overcoats (except work clothing)—made in inside factories or by jobbers engaging contractors.....	1			Cotton thread.....	1	
	Miscellaneous fabricated textile products not elsewhere classified.....	2			Knitted cloth.....	1	
	Trimnings (not made in textile mills), stamped art goods, and art needlework—made in regular factories or by jobbers engaging contractors.....	2			Processed waste and recovered wool fibers—regular factories or jobbers engaging contractors.....	1	
	Women's and misses' dresses (except house dresses)—made in inside factories or by jobbers engaging contractors.....	2			Rayon broad woven goods—regular factories or jobbers engaging contractors.....	4	4,362
5	Planing mills not operated in conjunction with saw-mills.....	1			Silk broad woven goods—contract factories.....	1	
6	Household furniture, except upholstered.....	1		4	Canvas products (except bags).....	1	
	Lasts and related products.....	7	161		Children's dresses—made in inside factories or by jobbers engaging contractors.....	1	
	Upholstered household furniture.....	2			Coats, suits, and skirts (except fur coats)—made in contract factories.....	1	
	Venetian blinds.....	1			Curtains, draperies, and bedspreads—contract factories.....	1	
	Window shades.....	1			Curtain, draperies, and bedspreads—made in regular factories or by jobbers engaging contractors.....	1	
7	Paperboard containers and boxes not elsewhere classified.....	1			House dresses, uniforms, and aprons—made in inside factories or by jobbers engaging contractors.....	1	
8	Newspapers: publishing and printing.....	2			Men's and boys' shirts (except work shirts), collars, and nightwear—made in contract factories.....	1	
	Periodicals: publishing and printing.....	1			Men's and boys' shirts (except work shirts), collars, and nightwear—made in inside factories or by jobbers engaging contractors.....	2	
	Photoengraving, not done in printing establishments (including preparation of plates).....	1			Men's and boys' suits, coats, and overcoats (except work clothing)—made in inside factories or by jobbers engaging contractors.....	2	
9	Drugs and medicines (including drug grinding).....	3	43		Miscellaneous fabricated textile products not elsewhere classified.....	1	
	Insecticides, fungicides, and related industrial and household chemical compounds.....	1			Trousers (semidress), wash suits, and washable service apparel.....	2	
11	Rubber products not elsewhere classified.....	4	33		Women's and misses' blouses and waists—made in inside factories or by jobbers engaging contractors.....	1	
12	Leather goods not elsewhere classified.....	1			Women's, children's, and infants' underwear and nightwear of cotton and flannelette woven fabrics.....	3	
	Leather: tanned, curried, and finished—contract factories.....	1			Work clothing (except work shirts), sport garments (except leather), and other men's and boys' apparel, not elsewhere classified.....	1	
	Small leather goods.....	1		6	Mattresses and bedsprings.....	2	
	Women's pocketbooks, handbags, and purses.....	1			Wood products not elsewhere classified.....	1	
13	Concrete products.....	2		7	Fiber cans, tubes, and similar products.....	1	
14	Cutlery (except aluminum, silver, and plated cutlery) and edge tools.....	10	202		Paper and paperboard mills.....	1	
	Fabricated structural steel and ornamental metalwork, made in plants not operated in connection with rolling mills.....	2			Paperboard containers and boxes not elsewhere classified.....	2	
	Gray iron and semisteel castings.....	1		8	Bookbinding and related industries.....	1	
	Heating and cooking apparatus, except electric, not elsewhere classified.....	1			Books: printing without publishing.....	1	
	Nails, spikes, etc., not made in wire mills or in plants operated in connection with rolling mills.....	2			Newspapers: publishing and printing.....	4	106
	Screw-machine products and wood screws.....	1		9	Chemicals not elsewhere classified.....	2	
	Stoves, ranges, water heaters, and hot-air furnaces (except electric).....	2			Paints, varnishes, and lacquers.....	1	
	Wirework not elsewhere classified.....	2			Rayon and allied products.....	1	
15	Electroplating, plating, and polishing.....	1		10	Paving blocks and paving mixtures: asphalt, creosoted wood, and composition.....	1	
	Jewelry (precious metals).....	1		12	Boot and shoe cut stock and findings.....	1	
	Nonferrous-metal foundries (except aluminum).....	1			Footwear (except rubber).....	3	
	Sheet-metal work not specifically classified.....	2			Suitcases, brief cases, bags, trunks, and other luggage.....	1	
16	Electrical measuring instruments.....	1			Women's pocketbooks, handbags, and purses.....	2	
	Electric lamps.....	1		13	Tableware, pressed or blown glass, and glassware not elsewhere classified.....	1	
	Generating, distribution, and industrial apparatus, and apparatus for incorporation in manufactured products, not elsewhere classified.....	3		14	Gray-iron and semisteel castings.....	1	
17	Industrial machinery, not elsewhere classified.....	1			Screw-machine products and wood screws.....	1	
	Machine-shop products, not elsewhere classified.....	5			Wirework not elsewhere classified.....	1	
	Machine-tool and other metalworking-machinery accessories, metal-cutting and shaping tools, and machinists' precision tools.....	1		15	Alloying; and rolling and drawing of nonferrous metals, except aluminum.....	1	
	Special-industry machinery, not elsewhere classified.....	6	47		Nonferrous-metal foundries (except aluminum).....	2	
18	Motor vehicles, motor-vehicle bodies, parts and accessories.....	2			Sheet-metal work not specifically classified.....	1	
20	Buttons.....	1		16	Communication equipment.....	1	
	Fabricated plastic products, not elsewhere classified.....	1			Generating, distribution, and industrial apparatus, and apparatus for incorporation in manufactured products, not elsewhere classified.....	1	
	Hair work.....	1			Insulated wire and cable.....	1	
					Wiring devices and supplies.....	1	
				17	Machine-shop products, not elsewhere classified.....	4	1

See footnote at end of table.



TABLE 12.—INDUSTRIES IN "OTHER INDUSTRIES" GROUPS—NUMBER OF ESTABLISHMENTS AND NUMBER OF WAGE EARNERS, FOR THE STATE, FOR THE BOSTON, PROVIDENCE-FALL RIVER-NEW BEDFORD, SPRINGFIELD-HOLYOKE, AND WORCESTER INDUSTRIAL AREAS, AND FOR BOSTON, CAMBRIDGE, FALL RIVER, LOWELL, LYNN, NEW BEDFORD, SOMERVILLE, SPRINGFIELD, AND WORCESTER: 1939—Continued

Group No.¹	TITLE	Number of establishments	Wage earners	Group No.¹	TITLE	Number of establishments	Wage earners
<b>CITY OF NEW BEDFORD—Continued</b>				<b>CITY OF SOMERVILLE—Continued</b>			
17	Machine-tool and other metalworking-machinery accessories, metal-cutting and shaping tools, and machinists' precision tools.....	1	-----	20	Brooms.....	1	-----
19	Boat building and boat repairing.....	1	-----		Miscellaneous fabricated products not elsewhere classified.....	1	-----
	Shipbuilding and ship repairing.....	2	-----		Models and patterns (except paper patterns).....	2	-----
20	Games and toys (except dolls and children's vehicles).....	1	-----		Optical instruments and lenses.....	1	-----
<b>CITY OF SOMERVILLE</b>					Signs, advertising displays, and advertising novelties.....	1	-----
1	Biscuit, crackers, and pretzels.....	1	-----	<b>CITY OF SPRINGFIELD</b>			
	Candy and other confectionery products.....	4	156	1	Condensed and evaporated milk.....	1	-----
	Cheese.....	1	-----		Flavoring extracts and flavoring sirups, not elsewhere classified.....	2	-----
	Condensed and evaporated milk.....	1	-----		Food preparations, not elsewhere classified.....	2	-----
	Flavoring extracts and flavoring sirups, not elsewhere classified.....	1	-----		Macaroni, spaghetti, vermicelli, and noodles.....	1	-----
	Ice cream and ices.....	3	44		Malt liquors.....	1	-----
	Ice, manufactured.....	2	-----		Meat packing, wholesale.....	1	-----
	Meat packing, wholesale.....	2	-----		Pickled fruits and vegetables and vegetable sauces and seasonings.....	1	-----
	Nonalcoholic beverages.....	4	75		Prepared feeds (including mineral) for animals and fowls.....	1	-----
	Poultry dressing and packing, wholesale.....	2	-----		Preserves, jams, jellies, and fruit butters.....	1	-----
	Prepared feeds (including mineral) for animals and fowls.....	1	-----		Sausages, prepared meats, and other meat products— not made in meat-packing establishments.....	2	-----
	Preserves, jams, jellies, and fruit butters.....	2	-----	2	Cigars.....	3	25
	Sausages, prepared meats, and other meat products— not made in meat-packing establishments.....	3	228	3	Carpets and rugs, wool.....	1	-----
2	Cigars.....	1	-----		Cotton narrow fabrics.....	1	-----
4	Housefurnishings (except curtains, draperies, and bedspreads).....	1	-----		Cotton thread.....	1	-----
	Raincoats and other waterproof garments (except oiled cotton).....	1	-----		Knitted cloth.....	1	-----
	Work clothing (except work shirts), sport garments (except leather), and other men's and boys' apparel, not elsewhere classified.....	1	-----		Knitted underwear.....	2	-----
5	Planing mills not operated in conjunction with sawmills.....	2	-----		Processed waste and recovered wool fibers—regular factories or jobbers engaging contractors.....	1	-----
6	Caskets, coffins, burial cases, and other morticians' goods.....	1	-----	4	Canvas products (except bags).....	2	-----
	Household furniture, except upholstered.....	2	-----		Corsets and allied garments.....	1	-----
	Mattresses and bedsprings.....	2	-----		Embroideries, other than Schiffli-machine products—contract factories.....	1	-----
	Mirror frames and picture frames.....	1	-----		Fur coats and other fur garments, accessories, and trimmings.....	2	-----
	Window and door screens and weather strip.....	1	-----		House dresses, uniforms, and aprons—made in inside factories or by jobbers engaging contractors.....	2	-----
	Window shades.....	1	-----		Housefurnishings (except curtains, draperies, and bedspreads).....	1	-----
	Wood products not elsewhere classified.....	3	91		Miscellaneous fabricated textile products not elsewhere classified.....	1	-----
7	Converted paper products not elsewhere classified.....	1	-----		Raincoats and other waterproof garments (except oiled cotton).....	1	-----
	Envelopes.....	1	-----		Trousers (semidress), wash suits, and washable service apparel.....	3	48
	Paper bags, except those made in paper mills.....	1	-----		Women's, children's, and infants' underwear and nightwear of silk and rayon woven fabrics.....	1	-----
	Paperboard containers and boxes not elsewhere classified.....	2	-----	5	Planing mills not operated in conjunction with sawmills.....	1	-----
8	Bookbinding and related industries.....	1	-----	6	Caskets, coffins, burial cases, and other morticians' goods.....	1	-----
	Lithographing and photo-lithographing (including preparation of stones or plates and dry transfers).....	1	-----		Cooperage.....	1	-----
	Newspapers: publishing without printing.....	1	-----		Matches.....	1	-----
9	Grease and tallow (except lubricating greases).....	1	-----		Mirror frames and picture frames.....	1	-----
	Insecticides, fungicides, and related industrial and household chemical compounds.....	1	-----		Partitions, shelving, cabinet work, and office and store fixtures.....	1	-----
	Perfumes, cosmetics, and other toilet preparations.....	1	-----		Upholstered household furniture.....	3	141
	Soap and glycerin.....	2	-----		Window shades.....	3	-----
	Tanning materials, natural dyestuffs, mordants, assistants, and sizes.....	1	-----		Wood products not elsewhere classified.....	1	-----
10	Paving blocks and paving mixtures: asphalt, creosoted wood, and composition.....	1	-----	7	Coated and glazed paper.....	2	-----
12	Suitcases, brief cases, bags, trunks, and other luggage.....	1	-----		Converted paper products not elsewhere classified.....	1	-----
14	Fabricated structural steel and ornamental metalwork made in plants not operated in connection with rolling mills.....	5	48		Die-cut paper and paperboard, and converted cardboard.....	1	-----
	Hardware not elsewhere classified.....	1	-----		Envelopes.....	2	-----
	Steam fittings, regardless of material.....	1	-----		Paperboard containers and boxes not elsewhere classified.....	4	72
	Tin cans and other tinware not elsewhere classified.....	1	-----	8	Bookbinding and related industries.....	2	-----
	Tools (except edge tools, machine tools, files, and saws).....	1	-----		Books: publishing and printing.....	1	-----
15	Electroplating, plating, and polishing.....	1	-----		Books: publishing without printing.....	3	-----
	Lighting fixtures.....	1	-----		Electrotyping and stereotyping, not done in printing establishments.....	2	-----
	Nonferrous-metal foundries (except aluminum).....	1	-----		Engraving (steel, copperplate, and wood); plate printing.....	2	-----
	Nonferrous-metal products not elsewhere classified.....	1	-----		Lithographing and photo-lithographing (including preparation of stones or plates and dry transfers).....	4	-----
	Secondary smelting and refining of nonferrous metals, not elsewhere classified.....	1	-----		Machine and hand typesetting (including advertisement typesetting).....	3	6
	Sheet-metal work not specifically classified.....	2	-----		Newspapers: publishing and printing.....	1	-----
16	Electrical appliances.....	1	-----		Newspapers: publishing without printing.....	1	-----
17	Industrial machinery, not elsewhere classified.....	2	-----		Periodicals: publishing and printing.....	1	-----
	Machine-shop products, not elsewhere classified.....	2	-----		Periodicals: publishing without printing.....	5	-----
	Machine-shop repairs.....	1	-----		Photoengraving, not done in printing establishments (including preparation of plates).....	6	-----
	Pumping equipment and air compressors.....	1	-----	9	Chemicals not elsewhere classified.....	1	-----
18	Motor vehicles, motor-vehicle bodies, parts and accessories.....	2	-----		Cleaning and polishing preparations, blackings, and dressings.....	1	-----

See footnote at end of table.

TABLE 12.—INDUSTRIES IN "OTHER INDUSTRIES" GROUPS—NUMBER OF ESTABLISHMENTS AND NUMBER OF WAGE EARNERS, FOR THE STATE, FOR THE BOSTON, PROVIDENCE-FALL RIVER-NEW BEDFORD, SPRINGFIELD-HOLYOKE, AND WORCESTER INDUSTRIAL AREAS, AND FOR BOSTON, CAMBRIDGE, FALL RIVER, LOWELL, LYNN, NEW BEDFORD, SOMERVILLE, SPRINGFIELD, AND WORCESTER: 1939—Continued

Group No.1	TITLE	Number of establishments	Wage earners	Group No.1	TITLE	Number of establishments	Wage earners
CITY OF SPRINGFIELD—Continued				CITY OF WORCESTER—Continued			
9	Colors and pigments.....	1	-----	3	Batting, padding, and wadding; upholstery filling.....	2	-----
	Compressed and liquefied gases—not made in petroleum refineries or in natural-gasoline plants.....	1	-----		Carpets and rugs, wool.....	1	-----
	Drugs and medicines (including drug grinding).....	2	-----		Cotton broad woven goods.....	2	-----
	Insecticides, fungicides, and related industrial and household chemical compounds.....	2	-----		Cotton narrow fabrics.....	2	-----
	Paints, varnishes, and lacquers.....	1	-----		Cotton thread.....	2	-----
	Perfumes, cosmetics, and other toilet preparations.....	1	-----		Knitted cloth.....	2	-----
	Plastic materials.....	1	-----		Knitted outerwear (except knit gloves)—regular factories or jobbers engaging contractors.....	3	-----
	Printing ink.....	1	-----		Processed waste and recovered wool fibers—regular factories or jobbers engaging contractors.....	6	-----
	Soap and glycerin.....	1	-----		Rayon narrow fabrics.....	1	-----
12	Industrial leather belting and packing leather.....	1	-----	4	Canvas products (except bags).....	2	-----
	Saddlery, harness, and whips.....	1	-----		Coats, suits, and skirts (except fur coats)—made in inside factories or by jobbers engaging contractors.....	4	-----
	Small leather goods.....	1	-----		Curtains, draperies, and bedspreads—made in regular factories or by jobbers engaging contractors.....	2	-----
	Women's pocketbooks, handbags, and purses.....	1	-----		House dresses, uniforms, and aprons—made in contract factories.....	1	-----
13	Abrasive wheels, stone, paper, cloth, and related products.....	3	-----		House dresses, uniforms, and aprons—made in inside factories or by jobbers engaging contractors.....	2	-----
	Concrete products.....	9	-----		Housefurnishings (except curtains, draperies, and bedspreads).....	1	-----
14	Fabricated structural steel and ornamental metal work, made in plants not operated in connection with rolling mills.....	2	-----		Men's and boys' shirts (except work shirts), collars, and nightwear—made in inside factories or by jobbers engaging contractors.....	1	-----
	Firearms.....	1	-----		Men's and boys' suits, coats, and overcoats (except work clothing)—made in contract factories.....	2	-----
	Forgings, iron and steel—made in plants not operated in connection with rolling mills.....	2	-----		Men's and boys' underwear—made in inside factories or by jobbers engaging contractors.....	1	-----
	Gray-iron and semisteel castings.....	3	-----		Men's neckwear—made in inside factories or by jobbers engaging contractors.....	1	-----
	Hardware not elsewhere classified.....	3	200		Men's neckwear—made in contract factories.....	2	-----
	Oil burners, domestic and industrial.....	2	-----		Men's neckwear—made in inside factories or by jobbers engaging contractors.....	1	-----
	Power boilers and associated products.....	1	-----		Millinery.....	1	-----
	Saws.....	3	71		Raincoats and other waterproof garments (except oiled cotton).....	1	-----
	Screw-machine products and wood screws.....	1	-----		Suspenders, garters, and other goods made from purchased elastic material.....	3	-----
	Stamped and pressed metal products (except automobile stampings).....	2	-----		Textile bags—not made in textile mills.....	2	-----
	Wirework not elsewhere classified.....	2	-----		Trousers (semidress), wash suits, and washable service apparel.....	1	-----
15	Clocks, watches, and materials and parts (except watchcases).....	1	-----		Women's and misses' clothing, not elsewhere classified—made in contract factories.....	1	-----
	Electroplating, plating, and polishing.....	2	-----		Men's and boys' suits, coats, and overcoats (except work clothing)—made in inside factories or by jobbers engaging contractors.....	4	21
	Engraving on metal (except for printing purposes).....	2	-----		Women's, children's, and infants' underwear and nightwear of cotton and flannelette woven fabrics.....	1	-----
	Gold and silver leaf and foil.....	2	-----		Work clothing (except work shirts), sport garments (except leather), and other men's and boys' apparel, not elsewhere classified.....	6	83
	Nonferrous-metal products not elsewhere classified.....	1	-----	5	Planing mills not operated in conjunction with sawmills.....	6	55
	Sheet-metal work not specifically classified.....	1	-----	6	Caskets, coffins, burial cases, and other morticians' goods.....	2	-----
16	Automotive electrical equipment.....	1	-----		Cooperage.....	1	-----
	Communication equipment.....	1	-----		Household furniture, except upholstered.....	2	-----
	Electrical appliances.....	1	-----		Public-building furniture.....	1	-----
	Electrical products not elsewhere classified.....	1	-----		Upholstered household furniture.....	4	54
	Electric lamps.....	1	-----		Venetian blinds.....	2	-----
	Generating, distribution, and industrial apparatus, and apparatus for incorporation in manufactured products, not elsewhere classified.....	1	-----		Wooden boxes except cigar boxes.....	3	129
	Wiring devices and supplies.....	1	-----	7	Converted paper products not elsewhere classified.....	6	-----
17	Agricultural machinery (except tractors).....	1	-----		Paperboard containers and boxes not elsewhere classified.....	2	-----
	Food products machinery.....	1	-----		Wallpaper.....	1	-----
	Industrial machinery, not elsewhere classified.....	1	-----	8	Bookbinding and related industries.....	2	-----
	Machine-shop products, not elsewhere classified.....	3	1,221		Electrotyping and stereotyping, not done in printing establishments.....	3	26
	Machine-shop repairs.....	1	-----		Engraving (steel, copperplate, and wood); plate printing.....	2	-----
	Machine tools.....	2	-----		Lithographing and photo-lithographing (including preparation of stones or plates and dry transfers).....	1	-----
	Mechanical power-transmission equipment.....	2	-----		Newspapers: publishing and printing.....	3	231
	Stokers, mechanical, domestic and industrial.....	1	-----		Newspapers: publishing without printing.....	2	-----
18	Motor vehicles, motor-vehicle bodies, parts and accessories.....	1	-----		Periodicals: publishing and printing.....	3	-----
	-----	1	-----		Periodicals: publishing without printing.....	1	-----
19	Motorcycles, bicycles, and parts.....	1	-----	9	Cleaning and polishing preparations, blackings, and dressings.....	2	-----
20	Beauty-shop and barber-shop equipment.....	1	-----		Compressed and liquefied gases—not made in petroleum refineries or in natural-gasoline plants.....	1	-----
	Brushes.....	1	-----		Drugs and medicines (including drug grinding).....	5	-----
	Dolls (except rubber).....	1	-----		Insecticides, fungicides, and related industrial and household chemical compounds.....	1	-----
	Games and toys (except dolls and children's vehicles).....	1	-----		Lubricating oils and greases—not made in petroleum refineries.....	1	-----
	Miscellaneous fabricated products not elsewhere classified.....	1	-----		Paints, varnishes, and lacquers.....	1	-----
	Pens, mechanical pencils, and pen points.....	1	-----		Perfumes, cosmetics, and other toilet preparations.....	1	-----
	Signs, advertising displays, and advertising novelties.....	7	-----		Printing ink.....	1	-----
	Sporting and athletic goods not elsewhere classified.....	1	-----	10	Paving blocks and paving mixtures: asphalt, creosoted wood, and composition.....	1	-----
	Surgical supplies and equipment not elsewhere classified; orthopedic appliances.....	1	-----	11	Rubber products not elsewhere classified.....	1	-----
CITY OF WORCESTER							
1	Biscuit, crackers, and pretzels.....	1	-----				
	Candy and other confectionery products.....	3	-----				
	Condensed and evaporated milk.....	1	-----				
	Flavoring extracts and flavoring sirups, not elsewhere classified.....	1	-----				
	Flour and other grain-mill products.....	1	-----				
	Macaroni, spaghetti, vermicelli, and noodles.....	1	-----				
	Malt liquors.....	1	-----				
	Meat packing, wholesale.....	1	-----				
	Nonalcoholic beverages.....	11	42				
	Prepared feeds (including mineral) for animals and fowls.....	1	-----				
2	Cigars.....	2	-----				

See footnote at end of table.



TABLE 12.—INDUSTRIES IN "OTHER INDUSTRIES" GROUPS—NUMBER OF ESTABLISHMENTS AND NUMBER OF WAGE EARNERS, FOR THE STATE, FOR THE BOSTON, PROVIDENCE-FALL RIVER-NEW BEDFORD, SPRINGFIELD-HOLYOKE, AND WORCESTER INDUSTRIAL AREAS, AND FOR BOSTON, CAMBRIDGE, FALL RIVER, LOWELL, LYNN, NEW BEDFORD, SOMERVILLE, SPRINGFIELD, AND WORCESTER: 1939—Continued

Group No. <sup>1</sup>	TITLE	Number of establishments	Wage earners	Group No. <sup>1</sup>	TITLE	Number of establishments	Wage earners
<b>CITY OF WORCESTER—Continued</b>				<b>CITY OF WORCESTER—Continued</b>			
12	Industrial leather belting and packing leather.....	4	267	16	Electrical appliances.....	1	-----
	Leather goods not elsewhere classified.....	2	-----		Electrical products not elsewhere classified.....	2	-----
	Leather: tanned, curried, and finished—regular factories or jobbers engaging contractors.....	3	-----		Generating, distribution, and industrial apparatus, and apparatus for incorporation in manufactured products, not elsewhere classified.....	3	14
	Suitcases, brief cases, bags, trunks, and other luggage.....	1	-----				
13	Abrasive wheels, stone, paper, cloth, and related products.....	1	-----	17	Agricultural machinery (except tractors).....	1	-----
	Monuments, tombstones, cut-stone, and stone products not elsewhere classified.....	2	-----		Blowers; exhaust and ventilating fans.....	2	-----
	Steam and other packing; pipe and boiler covering.....	1	-----		Food-products machinery.....	1	-----
14	Bolts, nuts, washers, and rivets—made in plants not operated in connection with rolling mills.....	2	-----		Industrial machinery, not elsewhere classified.....	2	-----
	Cutlery (except aluminum, silver, and plated cutlery) and edge tools.....	3	72		Machine-shop repairs.....	2	-----
	Firearms.....	1	-----		Mechanical power-transmission equipment.....	2	-----
	Forgings, iron and steel—made in plants not operated in connection with rolling mills.....	2	-----		Metal-working machinery and equipment, not elsewhere classified.....	3	-----
	Hardware not elsewhere classified.....	1	-----		Paper-mill, pulp-mill, and paper-products machinery.....	3	-----
	Malleable-iron castings.....	1	-----		Pumping equipment and air compressors.....	1	-----
	Power boilers and associated products.....	2	-----		Refrigerators, domestic (mechanical and absorption), refrigeration machinery and equipment, and complete air-conditioning units.....	1	-----
	Saws.....	1	-----		Steam engines, turbines, and water wheels.....	2	-----
	Steel works and rolling mills.....	2	-----	19	Cars and car equipment—railroad, street, and rapid-transit.....	1	-----
	Tin cans and other tinware not elsewhere classified.....	1	-----		Motorcycles, bicycles, and parts.....	1	-----
	Wirework not elsewhere classified.....	9	-----	20	Brushes.....	3	-----
15	Alloying; and rolling and drawing of nonferrous metals, except aluminum.....	1	-----		Dental equipment and supplies.....	1	-----
	Aluminum products (including rolling and drawing and extruding), not elsewhere classified.....	1	-----		Hand stamps, stencils, and brands.....	2	-----
	Electroplating, plating, and polishing.....	9	128		Models and patterns (except paper patterns).....	5	-----
	Engraving on metal (except for printing purposes).....	1	-----		Musical instruments, parts, and materials not elsewhere classified.....	1	-----
	Jewelry (precious metals).....	2	-----		Photographic apparatus and materials and projection equipment (except lenses).....	1	-----
	Lighting fixtures.....	2	-----		Signs, advertising displays, and advertising novelties.....	5	-----
	Nonferrous-metal foundries (except aluminum).....	4	-----		Surgical supplies and equipment not elsewhere classified; orthopedic appliances.....	2	-----
	Sheet-metal work not specifically classified.....	7	26				

<sup>1</sup> For group titles, see GENERAL EXPLANATIONS—Changes in number of industries and of industry groups, sec. 27