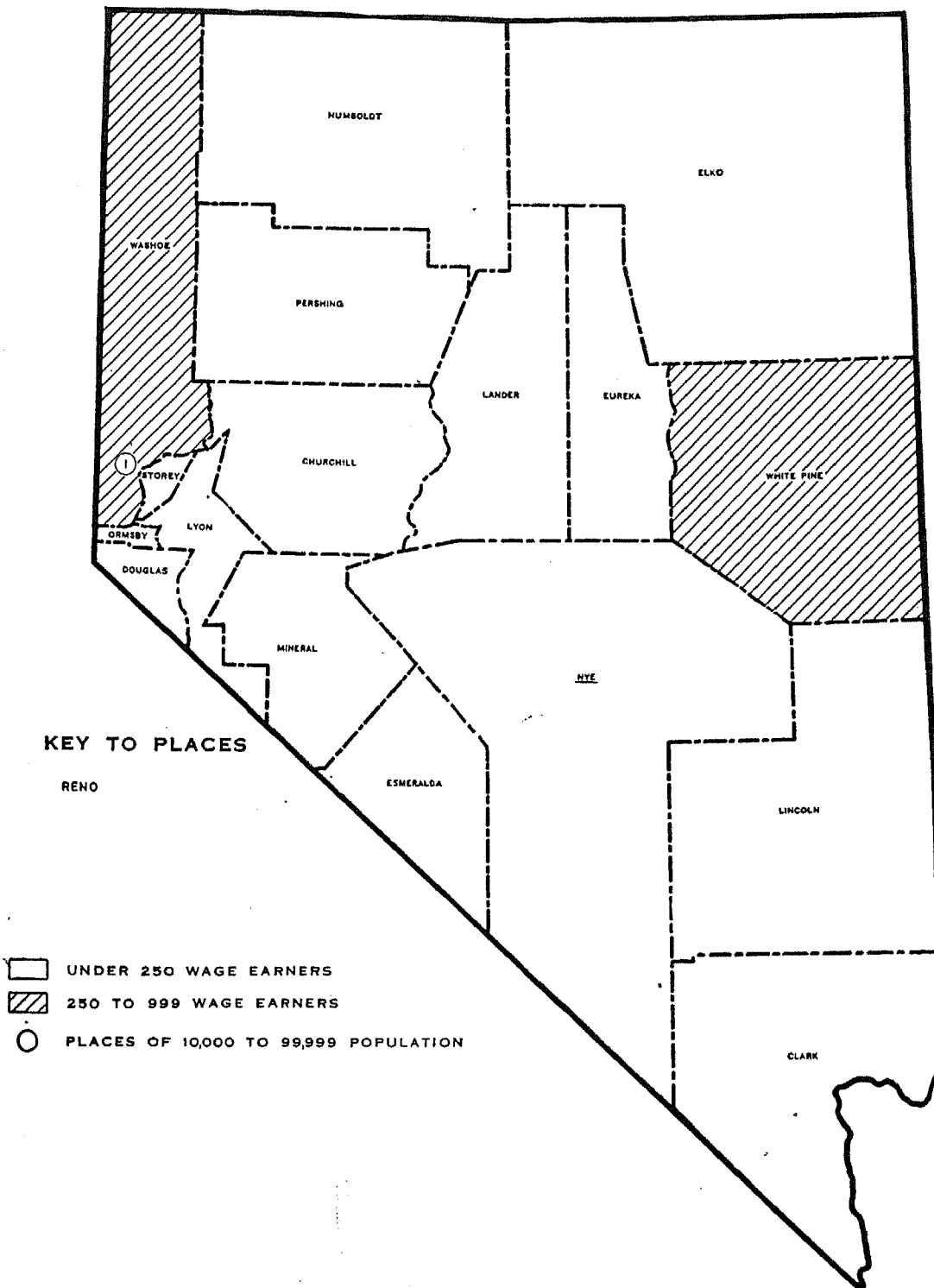


# NEVADA

DENSITY OF WAGE-EARNER EMPLOYMENT, BY COUNTIES: 1939



# NEVADA

TABLE 1.—SUMMARY FOR THE STATE: 1939, 1937, AND 1929

CENSUS YEAR	Number of establishments	Proprietors and firm members	Number of persons employed in manufacturing <sup>1</sup>	Salaries and wages <sup>1</sup>	Cost of materials, supplies, fuel, purchased electric energy, and contract work <sup>2</sup>	Value of products <sup>3</sup>	Value added by manufacture <sup>4</sup>
1939	105	78	1,327	\$2,151,292	\$8,854,207	\$20,581,713	\$11,727,506
1937	84	52	1,262	2,059,474	9,638,239	20,568,365	10,930,126
1929	104	70	1,207	2,032,722	24,071,502	29,707,627	5,636,125

<sup>1</sup> Figure for 1939 does not include data for employees of manufacturing establishments (except salaried officers of corporations) who were engaged in distribution, construction, and other nonmanufacturing work. For detail, see table 8. It is not known to what extent data for such nonmanufacturing employees were included in figures reported for earlier years. See GENERAL EXPLANATIONS—Persons engaged—general classification.

<sup>2</sup> The aggregates for cost of materials, etc., and value of products include large amounts of duplication due to the use of the products of some industries as materials by others. See GENERAL EXPLANATIONS—Duplication in cost of materials and value of products.

<sup>3</sup> Value of products less cost of materials, supplies, fuel, purchased electric energy, and contract work. See GENERAL EXPLANATIONS—Value added by manufacture.

TABLE 2.—SUMMARY FOR COUNTIES AND PLACES: 1939

	Population, 1940	Number of establishments	Wage earners (average for year) <sup>1</sup>	Wages <sup>2</sup>	Cost of materials, supplies, fuel, purchased electric energy, and contract work <sup>3</sup>	Value of products <sup>4</sup>	Value added by manufacture <sup>5</sup>
The State	110,247	105	1,093	\$1,642,397	\$8,854,207	\$20,581,713	\$11,727,506
COUNTIES <sup>6</sup>							
Churchill	5,317	6	30	30,678	345,301	461,022	115,721
Clark	16,414	10	157	199,190	229,835	680,411	456,576
Douglas <sup>6</sup>	2,056	3	15				
Elko	10,912	6	15	19,691	33,395	99,634	65,639
Esmeralda <sup>6</sup>	1,554	2					
Eureka <sup>7</sup>	1,361						
Humboldt	4,743	4	10	9,710	32,062	76,307	44,245
Lander <sup>7</sup>	1,745	2					
Lincoln <sup>8</sup>	4,130	2					
Lyon	4,076	4	7	10,690	198,184	230,888	32,704
Mineral <sup>8</sup>	2,342	2					
Nye	3,606	3	11	14,370	16,111	61,089	44,978
Ormsby <sup>8</sup>	3,209	3	8				
Pershing	2,713	3	3	5,229	15,523	32,570	17,047
Storey <sup>8</sup>	1,216	1					
Washoe	32,476	50	511	690,854	3,116,117	5,315,550	2,199,433
White Pine <sup>8</sup>	12,377	6	321				
Undistributed <sup>8</sup>		19	349	661,085	4,867,679	13,618,842	8,751,163
PLACES HAVING 10,000 OR MORE INHABITANTS							
Reno	21,317	38	323	447,420	2,112,792	3,636,548	1,523,756

<sup>1</sup> Not including salaried officers and employees nor nonmanufacturing wage earners. The figure for each county or place is an average of the numbers reported for the several months of the year. In calculating it, equal weight must be given to full-time and to part-time wage earners (not reported separately by the manufacturers), and for this reason it exceeds the number that would have been required to perform the work done in the industries if all wage earners had been continuously employed throughout the year. The quotient obtained by dividing the amount of wages by the average number of wage earners cannot, therefore, be accepted as representing the average wage received by full-time wage earners. Each of the averages in this column is correct to the nearest unit, despite the fact that the averages for the several counties do not add exactly to the average for the State. In making comparisons between the figures for 1939 and those for earlier years, the possibility that the proportion of part-time employment varied from year to year should be taken into account.

<sup>2</sup> Profits and losses cannot be calculated from the census figures because no data are collected for certain expense items, such as interest, rent, depreciation, taxes, insurance, and advertising.

<sup>3</sup> See GENERAL EXPLANATIONS—Duplication in cost of materials and value of products.

<sup>4</sup> Value of products less cost of materials, supplies, fuel, purchased electric energy, and contract work. See GENERAL EXPLANATIONS—Value added by manufacture.

<sup>5</sup> For numbers of establishments by "Industry groups," see table 9.

<sup>6</sup> Figures omitted have been withheld to avoid disclosing exact or approximate data for individual establishments; they are included in the "Undistributed" figures.

<sup>7</sup> No manufacturing reported.

<sup>8</sup> The "Undistributed" figure for number of establishments and a part of the "Undistributed" figure for number of wage earners are included above in the items for the respective counties. The sums of the figures in these two columns are, therefore, larger than the corresponding State totals.

TABLE 3.—PERSONS EMPLOYED IN MANUFACTURING ESTABLISHMENTS, BY SEX: 1939 AND 1929

[The 1939 questionnaire, for the first time, called for data on the total number of employees in manufacturing establishments, including those engaged wholly or chiefly in distribution, construction, and other nonmanufacturing activities. It is not known to what extent data for such employees were included in the figures reported for earlier years. This table presents detailed figures for employees receiving pay at any time within the normal pay-roll period ended nearest Oct. 14, 1939, and for such employees on the pay roll on Dec. 14, 1929, or on the nearest representative date. The total for "Wage earners engaged in manufacturing" is not identical with the average for the year (given in other tables), and differs from the number reported for October 1939 or for December 1929, because for both years some manufacturers gave wage-earner figures for months other than those specified. See GENERAL EXPLANATIONS—Persons engaged—general classification]

CLASS AND SEX	1939 <sup>1</sup> (Oct. 14)	1929 <sup>1</sup> (Dec. 14)	CLASS AND SEX	1939 <sup>1</sup> (Oct. 14)	1929 <sup>1</sup> (Dec. 14)
All classes, aggregate <sup>2</sup>	1,634	1,185	Salaried officers and employees—Continued.		
Male	1,526	1,118	All other employees, etc.—Continued.		
Female	108	67	Engaged in manufacturing:		
Salaried officers and employees, total	465	250	Male	169	
Male	388	204	Female	44	
Female	77	46	Engaged in distribution:		
Salaried officers of corporations, total	31	28	Male	143	
Male	29	25	Female	31	(?)
Female	2	3	Engaged in construction:		
All other employees (except wage earners in manufacturing), total	434	222	Male	15	
Male	359	179	Engaged in other work:		
Female	75	43	Male	42	
			Female		
			Wage earners engaged in manufacturing, total	1,160	935
			Male	1,138	914
			Female	31	21

<sup>1</sup> See headnote. <sup>2</sup> Figures do not include data for 78 proprietors and firm members for 1939 and 70 for 1929, which were not reported by sex for 1939.

<sup>3</sup> No data.

TABLE 4.—WAGE EARNERS ENGAGED IN MANUFACTURING, BY MONTHS: 1939, 1937, AND 1929

(The figures for 1939 relate to wage earners engaged in manufacturing only. It is not known to what extent the figures for earlier years include data for nonmanufacturing wage earners. See headnote to table 3)

CENSUS YEAR	Average number employed during year <sup>1</sup>	NUMBER RECEIVING PAY DURING NORMAL PAY-ROLL PERIOD ENDED NEAREST 15TH OF MONTH—											
		January	February	March	April	May	June	July	August	September	October	November	December
1939	1,093	973	980	1,050	1,028	1,077	1,108	1,122	1,150	1,264	1,203	1,093	1,073
1937	1,012	957	949	1,022	1,014	1,009	1,087	1,085	1,078	1,036	1,061	965	885
1929	957	947	952	969	979	992	994	970	965	967	955	925	860

<sup>1</sup> See GENERAL EXPLANATIONS—Wage earners and wages.

TABLE 5.—SUMMARY FOR ESTABLISHMENTS CLASSIFIED AS TO SIZE BY NUMBER OF WAGE EARNERS: 1939 AND 1929

SIZE CLASS	NUMBER OF ESTABLISHMENTS		WAGE EARNERS (AVERAGE FOR YEAR) <sup>1</sup>		VALUE OF PRODUCTS	VALUE ADDED BY MANUFACTURE <sup>2</sup>
	1939	1929	1939	1929	1939	1939
All establishments	105	104	1,093	957	\$20,581,713	\$11,727,506
No wage earners	7	7			56,437	27,069
1 to 5	66	66	156	161	1,869,508	880,771
6 to 20	22	24	250	268	2,246,640	1,285,267
21 to 50	6	4	192		1,561,439	372,399
51 to 100	2	2				
101 to 250	1					
251 to 500	1	1	495	528	14,847,689	9,162,000

See headnotes to tables 3 and 4.

<sup>2</sup> See GENERAL EXPLANATIONS—Value added by manufacture.

<sup>3</sup> Combined to avoid disclosing data for individual establishments.

TABLE 6.—SUMMARY FOR ESTABLISHMENTS CLASSIFIED AS TO SIZE BY VALUE OF PRODUCTS: 1939 AND 1929

SIZE CLASS	NUMBER OF ESTABLISHMENTS		WAGE EARNERS (AVERAGE FOR YEAR) <sup>1</sup>		VALUE OF PRODUCTS		VALUE ADDED BY MANUFACTURE <sup>2</sup>	
	1939	1929	1939	1929	1939	1929	1939	1929
All establishments	105	104	1,093	957	\$20,581,713	\$29,707,627	\$11,727,506	\$5,636,125
\$5,000 to \$19,999	48	47	84	85	518,444	467,872	300,422	314,711
\$20,000 to \$49,999	20	23	89	82	620,971	695,474	414,557	423,088
\$50,000 to \$99,999	15	11	116	90	1,036,482	775,150	553,701	458,682
\$100,000 to \$249,999	12	17	143	247	1,736,979	2,856,555	772,477	1,191,170
\$250,000 to \$499,999	7	3		141		994,034		525,494
\$500,000 to \$999,999	1							
\$1,000,000 to \$2,499,999	1	3	661	312	16,668,837	23,918,542	9,686,349	2,722,980
\$2,500,000 to \$4,999,999								
\$5,000,000 and over	1							

See headnotes to tables 3 and 4.

<sup>2</sup> See GENERAL EXPLANATIONS—Value added by manufacture.

<sup>3</sup> Combined to avoid disclosing data for individual establishments.

TABLE 7.—ESTABLISHMENTS CLASSIFIED AS UNDER CORPORATE OR OTHER FORM OF OWNERSHIP (OR CONTROL) AND AS UNDER CENTRAL-ADMINISTRATIVE-OFFICE OR INDEPENDENT OPERATION: 1939 AND 1929

TYPE OF OWNERSHIP OR CONTROL, AND OF OPERATION	NUMBER OF ESTABLISHMENTS		WAGE EARNERS (AVERAGE FOR YEAR) <sup>1</sup>		VALUE OF PRODUCTS		VALUE ADDED BY MANUFACTURE <sup>2</sup>	
	1939	1929	1939	1929	1939	1929	1939	1929
Total	105	104	1,093	957	\$20,581,713	\$29,707,627	\$11,727,506	\$5,636,125
TYPE OF OPERATION								
1939 <sup>3</sup>								
Corporate ownership or control:								
Central-administrative-office (plural-unit)	12	( <sup>4</sup> )	551	( <sup>4</sup> )	14,574,296	( <sup>4</sup> )	9,343,353	( <sup>4</sup> )
Independent (single-unit)	33	( <sup>4</sup> )	335	( <sup>4</sup> )	3,687,440	( <sup>4</sup> )	1,474,198	( <sup>4</sup> )
Noncorporate ownership:								
Central-administrative-office (plural-unit)	1	( <sup>4</sup> )	207	( <sup>4</sup> )	2,319,977	( <sup>4</sup> )	909,955	( <sup>4</sup> )
Independent (single-unit)	59							
1939 AND 1929 <sup>3</sup>								
Central-administrative-office (plural-unit), corporate and noncorporate	13	14	1,093	561	20,581,713	25,179,449	11,727,506	3,573,263
Independent (single-unit), corporate and noncorporate	92	90		396		4,528,178		2,062,862
TYPE OF OWNERSHIP OR CONTROL								
Corporate	45	45	886	744	18,261,736	27,646,349	10,817,551	4,454,966
Noncorporate, total	60	59	207	213	2,319,977	2,061,278	909,955	1,181,159
Individual	43	( <sup>4</sup> )	150	( <sup>4</sup> )	1,512,111	( <sup>4</sup> )	633,798	( <sup>4</sup> )
Partnership	15		57		807,866		276,157	
Cooperative	2							

<sup>1</sup> See headnotes to tables 3 and 4.

<sup>2</sup> See GENERAL EXPLANATIONS—Value added by manufacture.

<sup>3</sup> Because of changes in the questionnaire, no comparable figures for 1929 can be given for the first section of this table. For this reason, the items have been regrouped under "1939 and 1929" to present comparable figures so far as this can be done.

<sup>4</sup> Combined to avoid disclosing data for individual establishments.

<sup>5</sup> No data.

<sup>6</sup> Figures for 1939 combined to avoid disclosing data for individual establishments; no data for 1929.

## CENSUS OF MANUFACTURES: 1939

TABLE 8.—GENERAL STATISTICS FOR

[This table presents separate figures for each industry for which it is possible to publish such figures without disclosing exact or approximate data for individual establishments, numbers of wage earners or larger values of

Group No.	INDUSTRY	Number of establishments	Proprietors and firm members	PERSONS EMPLOYED IN MANUFACTURING ESTABLISHMENTS <sup>1</sup>						
				Total <sup>2</sup>	Salaried officers of corporations <sup>2</sup>	Manufacturing		Distribution	Construction	Other
						Salaried employ-ees <sup>2</sup>	Wage earners (average for year) <sup>3</sup>			
1	All industries, total.....	105	78	1,558	31	203	1,093	174	15	42
2	1 Bread and other bakery products (except biscuit, crackers, and pretzels).....	19	24	127		7	90	25		5
3	1 Creamery butter.....	5	4	82		9	57	13		
4	1 Ice, manufactured.....	4		72	1	6	25	10	3	
5	1 Meat packing, wholesale.....	5	5	135	4	3	93	21	10	30
6	8 Newspapers: publishing and printing.....	23	18	197	8	76	81	32		4
7	1 Nonalcoholic beverages.....	8	5	69	5	6	23	34	1	
8	5 Planing mills not operated in conjunction with sawmills.....	5	2	113	2	5	103	3		
9	Other industries <sup>4</sup> .....	36	20	765	11	91	623	36	1	3

<sup>1</sup> See headnote to table 3 and GENERAL EXPLANATIONS—Persons engaged—general classification.

<sup>2</sup> Figures do not include data for personnel of central-administrative offices.

<sup>3</sup> Each of the averages in this column is correct to the nearest unit, despite the fact that the averages for the several industries do not add exactly to the 1939 average for all industries. See GENERAL EXPLANATIONS—Wage earners and wages.



## NEVADA

603

## THE STATE, BY INDUSTRIES: 1939

and gives statistics for the remaining industries in combination ("Other industries"). Certain of the industries for which combined figures are given, however, reported larger products than some of those shown separately]

SALARIES AND WAGES							COST OF MATERIALS, SUPPLIES, FUEL, PURCHASED ELECTRIC ENERGY, AND CONTRACT WORK					Value of products †	Value added by manu- facture †	
Total ‡	Salaries of officers of corpora- tions ‡	Manufacturing		Distribu- tion	Construc- tion	Other	Total †	Materials and supplies	Fuel	Pur- chased electric energy	Contract work			
		Salaries ‡	Wages											
Dollars 2,484,445	Dollars 100,016	Dollars 408,879	Dollars 1,642,397	Dollars 276,719	Dollars 21,984	Dollars 34,450	Dollars 8,854,207	Dollars 7,064,452	Dollars 749,650	Dollars 212,643	Dollars 827,462	Dollars 20,581,713	Dollars 11,727,506	1
162,007	-----	9,709	125,690	22,304	-----	4,304	307,469	285,395	12,742	9,040	292	620,791	313,322	2
117,665	-----	13,955	60,058	39,031	4,621	-----	789,746	777,126	6,256	6,364	-----	946,776	157,030	3
93,083	7,000	14,620	30,456	15,975	-----	25,032	24,409	4,051	-----	20,358	-----	187,956	163,547	4
181,307	15,875	7,382	102,407	39,695	13,676	2,272	1,284,172	1,284,326	7,831	12,015	-----	1,539,716	255,544	5
350,654	20,473	124,338	147,227	58,616	-----	-----	143,405	122,203	3,559	13,006	4,637	803,922	660,517	6
64,840	12,131	9,806	24,447	47,097	1,359	-----	154,307	148,567	1,828	3,912	-----	365,498	211,191	7
151,606	9,000	9,689	128,417	4,500	-----	-----	523,404	509,677	-----	13,727	-----	766,742	243,338	8
1,333,283	35,537	219,380	1,023,695	49,501	2,328	2,842	5,627,295	3,953,107	717,434	134,221	822,533	15,350,312	9,723,017	9

† Value of products less cost of materials, supplies, fuel, purchased electric energy, and contract work. See GENERAL EXPLANATIONS—Value added by manufacture.

‡ For numbers of establishments and of wage earners in individual industries, see table 10.

## CENSUS OF MANUFACTURES: 1939

TABLE 9.—NUMBER OF ESTABLISHMENTS, BY INDUSTRY GROUPS, BY COUNTIES: 1939

COUNTY	Total	INDUSTRY GROUP																			
		1	2	3	4	5	6	7	8	9	10	11	12	13	14	15	16	17	18	19	20
The State.....	105	51			1	6	1		29	2				6	2	3		3			1
Churchill.....	6	4							2												
Clark.....	10	5							3					1				1			
Douglas.....	3	2							1												
Elko.....	6	3							3												
Esmeralda.....	2	1							1												
Humboldt.....	4	3							1												
Lincoln.....	2								2												
Lyon.....	4	3							1												
Mineral.....	2	1							1												
Nye.....	3	1							1									1			
Ormsby.....	3	1							2												
Pershing.....	3	2							1												
Storey.....	1								1												
Washoe.....	50	23			1	6	1		7	2				4	2	2		1			1
White Pine.....	6	2							2					1		1					

TABLE 10.—INDUSTRIES IN "OTHER INDUSTRIES" GROUPS—NUMBER OF ESTABLISHMENTS AND NUMBER OF WAGE EARNERS, FOR THE STATE: 1939





[In order to avoid disclosing data for individual establishments, wage-earner figures for industries represented by fewer than three establishments are withheld]

Group No. <sup>1</sup>	TITLE	Number of establishments	Wage earners	Group No. <sup>1</sup>	TITLE	Number of establishments	Wage earners
STATE OF NEVADA				STATE OF NEVADA—Continued			
1	Flour and other grain-mill products.....	1		9	Grease and tallow (except lubricating greases).....	1	
	Food preparations, not elsewhere classified.....	2			Soap and glycerin.....	1	
	Ice cream and ices.....	2					
	Malt liquors.....	2		13	Brick and hollow structural tile.....	1	
	Prepared feeds (including mineral) for animals and fowls.....	2			Clay refractories, including refractory cement (clay).....	1	
	Sausages, prepared meats, and other meat products—not made in meat-packing establishments.....	1			Concrete products.....	1	
4	Canvas products (except bags).....	1			Gypsum products.....	1	
5	Sawmills, veneer mills, and cooperage-stock mills, including those combined with logging camps and with planing mills.....	1			Lime.....	2	
6	Mattresses and bedsprings.....	1		14	Gray-iron and semisteel castings.....	1	
8	General commercial (job) printing.....	5	26		Power boilers and associated products.....	1	
	Photoengraving, not done in printing establishments (including preparation of plates).....	1		15	Jewelry (precious metals).....	1	
					Primary smelting and refining of nonferrous metals.....	1	
					Sheet-metal work not specifically classified.....	1	
				17	Machine-shop products, not elsewhere classified.....	2	
					Machine-shop repairs.....	1	
				20	Signs, advertising displays, and advertising novelties..	1	

<sup>1</sup> For group titles, see GENERAL EXPLANATIONS—Changes in number of industries and of industry groups, sec. 27.

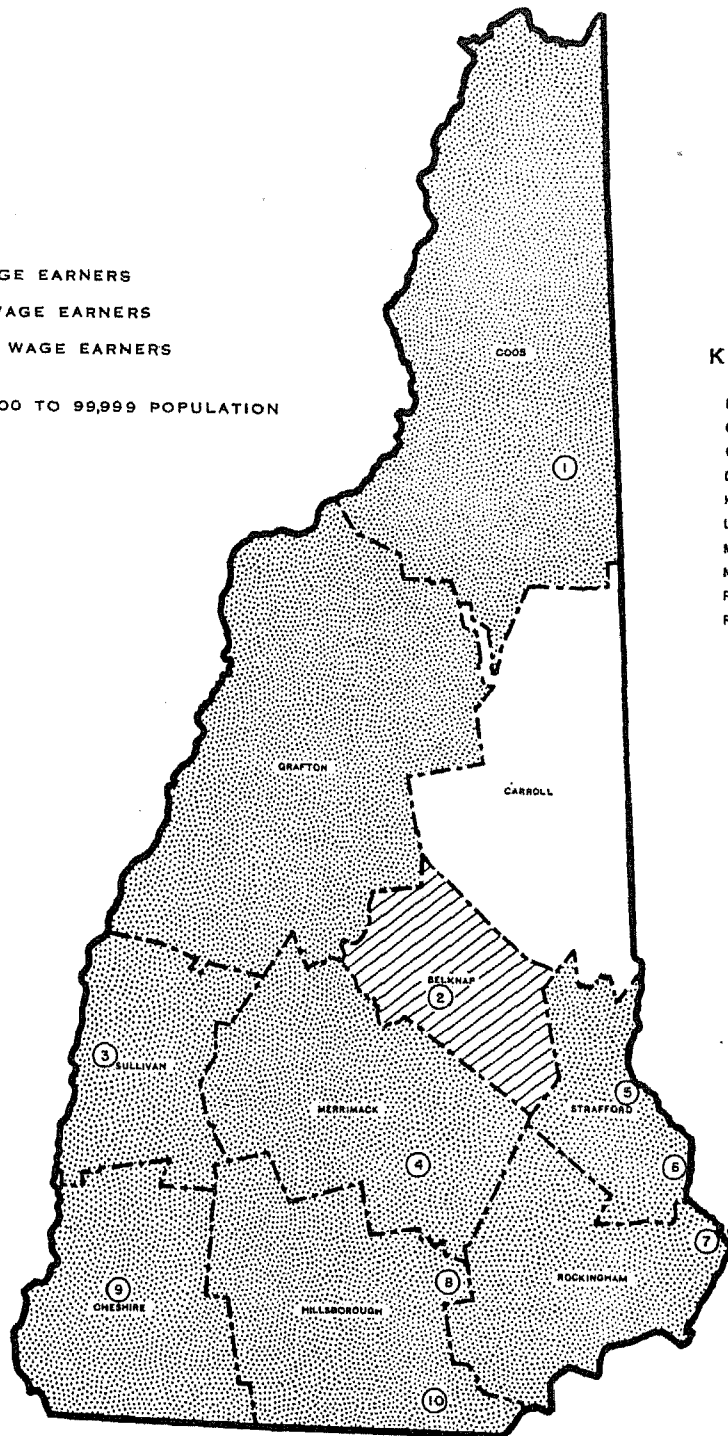
# NEW HAMPSHIRE

DENSITY OF WAGE-EARNER EMPLOYMENT, BY COUNTIES: 1939

-  UNDER 500 WAGE EARNERS  
 500 TO 2,499 WAGE EARNERS  
 2,500 OR MORE WAGE EARNERS  
 PLACES OF 10,000 TO 99,999 POPULATION

## KEY TO PLACES

BERLIN	1
CLAREMONT	3
CONCORD	4
DOVER	6
KEENE	9
LACONIA	2
MANCHESTER	8
NASHUA	10
PORTSMOUTH	7
ROCHESTER	5



Prepared by the Bureau of the Census, Department of Commerce

# NEW HAMPSHIRE

TABLE 1.—SUMMARY FOR THE STATE: 1939, 1937, AND 1929

CENSUS YEAR	Number of establishments	Proprietors and firm members	Number of persons employed in manufacturing <sup>1</sup>	Salaries and wages <sup>1</sup>	Cost of materials, supplies, fuel, purchased electric energy, and contract work <sup>2</sup>	Value of products <sup>3</sup>	Value added by manufacture <sup>4</sup>
1939.....	806	446	60,374	\$63,219,223	\$132,208,200	\$237,396,015	\$105,187,809
1937.....	794	433	61,336	65,707,353	144,323,198	249,631,724	105,308,526
1929.....	1,057	708	70,310	83,834,240	182,434,988	327,408,502	144,973,574

<sup>1</sup> Figure for 1939 does not include data for employees of manufacturing establishments (except salaried officers of corporations) who were engaged in distribution, construction, and other nonmanufacturing work. For detail, see table 8. It is not known to what extent data for such nonmanufacturing employees were included in figures reported for earlier years. See GENERAL EXPLANATIONS—Persons engaged—general classification.

<sup>2</sup> The aggregates for cost of materials, etc., and value of products include large amounts of duplication due to the use of the products of some industries as materials by others. See GENERAL EXPLANATIONS—Duplication in cost of materials and value of products.

<sup>3</sup> Value of products less cost of materials, supplies, fuel, purchased electric energy, and contract work. See GENERAL EXPLANATIONS—Value added by manufacture.

TABLE 2.—SUMMARY FOR COUNTIES AND PLACES: 1939

	Population, 1940	Number of establishments	Wage earners (average for year) <sup>1</sup>	Wages <sup>2</sup>	Cost of materials, supplies, fuel, purchased electric energy, and contract work <sup>3</sup>	Value of products <sup>4</sup>	Value added by manufacture <sup>5</sup>
The State.....	491,524	806	55,781	\$52,735,240	\$132,208,200	\$237,396,015	\$105,187,809
COUNTIES <sup>6</sup>							
Belknap.....	24,328	50	2,178	2,199,818	2,395,408	6,892,650	4,497,242
Carroll <sup>7</sup> .....	15,589	30	372				
Cheshire.....	34,953	81	4,119	4,064,438	7,667,600	16,796,473	9,128,873
Coos <sup>8</sup> .....	39,274	39	2,894				
Grafton.....	44,645	69	2,735	2,405,925	6,937,879	11,938,736	5,000,857
Hillsborough.....	144,888	245	22,284	20,966,306	60,409,318	103,897,512	43,458,194
Merrimack.....	60,710	89	4,578	4,432,523	9,603,628	17,688,625	8,084,997
Rockingham.....	58,142	91	4,932	4,194,388	8,608,086	16,586,435	7,978,849
Strafford.....	43,553	82	8,764	7,770,667	17,271,537	32,253,622	14,982,065
Sullivan.....	25,442	30	2,934	2,814,230	5,659,847	11,360,600	5,700,753
Undistributed <sup>9</sup> .....		69	3,266	3,886,955	13,654,903	19,981,362	6,326,459
PLACES HAVING 10,000 OR MORE INHABITANTS							
Berlin <sup>10</sup> .....	19,084	17	1,865				
Claremont.....	12,144	12	1,938	1,965,496	3,961,229	8,245,985	4,284,756
Concord.....	27,171	36	1,415	1,678,169	3,153,896	6,441,807	3,287,971
Dover.....	14,990	25	3,225	2,822,507	6,614,839	11,676,629	5,061,790
Keene.....	13,832	35	1,862	1,791,730	2,440,775	6,458,959	4,018,184
Laconia.....	13,454	27	1,567	1,750,328	1,454,747	4,994,154	3,539,407
Manchester.....	77,685	144	11,898	10,701,747	31,995,421	52,587,341	20,591,920
Nashua.....	32,927	56	8,232	8,311,920	22,977,422	42,326,207	19,348,785
Portsmouth.....	14,821	17	730	653,560	1,401,597	2,899,180	1,497,583
Rochester.....	12,012	18	1,521	1,326,594	2,822,451	5,327,440	2,504,989

<sup>1</sup> Not including salaried officers and employees nor nonmanufacturing wage earners. The figure for each county or place is an average of the numbers reported for the several months of the year. In calculating it, equal weight must be given to full-time and to part-time wage earners (not reported separately by the manufacturers), and for this reason it exceeds the number that would have been required to perform the work done in the industries if all wage earners had been continuously employed throughout the year. The quotient obtained by dividing the amount of wages by the average number of wage earners cannot, therefore, be accepted as representing the average wage received by full-time wage earners. Each of the averages in this column is correct to the nearest unit, despite the fact that the averages for the several counties do not add exactly to the average for the State. In making comparisons between the figures for 1939 and those for earlier years, the possibility that the proportion of part-time employment varied from year to year should be taken into account.

<sup>2</sup> Profits and losses cannot be calculated from the census figures because no data are collected for certain expense items, such as interest, rent, depreciation, taxes, insurance, and advertising.

<sup>3</sup> See GENERAL EXPLANATIONS—Duplication in cost of materials and value of products.

<sup>4</sup> Value of products less cost of materials, supplies, fuel, purchased electric energy, and contract work. See GENERAL EXPLANATIONS—Value added by manufacture.

<sup>5</sup> For numbers of establishments by "Industry groups," see table 9.

<sup>6</sup> Figures omitted have been withheld to avoid disclosing exact or approximate data for individual establishments; they are included in the "Undistributed" figures.

<sup>7</sup> The "Undistributed" figure for number of establishments and a part of the "Undistributed" figure for number of wage earners are included above in the items for the respective counties. The sums of the figures in these two columns are, therefore, larger than the corresponding State totals.

<sup>8</sup> Figures omitted have been withheld to avoid disclosing exact or approximate data for individual establishments.

TABLE 3.—PERSONS EMPLOYED IN MANUFACTURING ESTABLISHMENTS, BY SEX: 1939 AND 1929

[The 1939 questionnaire, for the first time, called for data on the total number of employees in manufacturing establishments, including those engaged wholly or chiefly in distribution, construction, and other nonmanufacturing activities. It is not known to what extent data for such employees were included in the figures reported for earlier years. This table presents detailed figures for employees receiving pay at any time within the normal pay-roll period ended nearest Oct. 14, 1939, and for such employees on the pay roll on Dec. 14, 1929, or on the nearest representative date. The total for "Wage earners engaged in manufacturing" is not identical with the average for the year (given in other tables), and differs from the number reported for October 1939 or for December 1929, because for both years some manufacturers gave wage-earner figures for months other than those specified. See GENERAL EXPLANATIONS—Persons engaged—general classification]

CLASS AND SEX	1939 (Oct. 14) <sup>1</sup>	1929 (Dec. 14) <sup>1</sup>	CLASS AND SEX	1939 (Oct. 14) <sup>1</sup>	1929 (Dec. 14) <sup>1</sup>
All classes, aggregate <sup>2</sup> .....	65,328	70,302	Salaried officers and employees—Continued.		
Male.....	44,673	47,724	All other employees, etc.—Continued.		
Female.....	20,655	22,578	Engaged in manufacturing:		
Salaried officers and employees, total.....	5,826	5,588	Male.....	2,439	
Male.....	3,886	3,815	Female.....	1,581	
Female.....	1,940	1,773	Engaged in distribution:		
Salaried officers of corporations, total.....	573	633	Male.....	748	
Male.....	538	572	Female.....	312	(*)
Female.....	35	61	Engaged in construction:		
All other employees (except wage earners in manufac- turing), total.....	5,253	4,955	Male.....	123	
Male.....	3,348	3,243	Engaged in other work:		
Female.....	1,905	1,712	Male.....	38	
			Female.....	12	
			Wage earners engaged in manufacturing, total.....	59,502	64,714
			Male.....	40,787	43,909
			Female.....	18,715	20,805

<sup>1</sup> See headnote.

<sup>2</sup> Figures do not include data for 446 proprietors and firm members for 1939 and 708 for 1929, which were not reported by sex for 1939.

<sup>3</sup> No data.

TABLE 4.—WAGE EARNERS ENGAGED IN MANUFACTURING, BY MONTHS: 1939, 1937, AND 1929

[The figures for 1939 relate to wage earners engaged in manufacturing only. It is not known to what extent the figures for earlier years include data for nonmanufacturing wage earners. See headnote to table 3]

CENSUS YEAR	Average number employed during year <sup>1</sup>	NUMBER RECEIVING PAY DURING NORMAL PAY-ROLL PERIOD ENDED NEAREST 15TH OF MONTH—											
		January	February	March	April	May	June	July	August	September	October	November	December
1939.....	55,781	56,453	58,682	57,733	55,066	52,444	53,335	54,302	56,757	56,498	57,202	55,571	55,391
1937.....	56,517	58,156	59,968	60,756	59,872	58,785	57,653	57,400	58,074	56,696	53,249	47,768	49,828
1929.....	64,722	64,518	64,843	64,313	64,190	64,397	65,291	65,192	65,076	66,183	66,582	63,722	62,359

<sup>1</sup> See GENERAL EXPLANATIONS—Wage earners and wages.

## CENSUS OF MANUFACTURES: 1939

TABLE 5.—SUMMARY FOR ESTABLISHMENTS CLASSIFIED AS TO SIZE BY NUMBER OF WAGE EARNERS: 1939 AND 1929

SIZE CLASS	NUMBER OF ESTABLISHMENTS		WAGE EARNERS (AVERAGE FOR YEAR) <sup>1</sup>		VALUE OF PRODUCTS	VALUE ADDED BY MANUFACTURE <sup>2</sup>
	1939	1929	1939	1929	1939	1929
All establishments.....	806	1,057	55,781	64,722	\$237,396,015	\$105,187,809
No wage earners.....	19	20			356,440	138,065
1 to 5.....	217	407	686	1,241	4,351,286	2,238,753
6 to 20.....	231	255	2,610	2,964	12,384,327	6,414,066
21 to 50.....	109	152	3,636	4,900	15,973,877	7,255,659
51 to 100.....	85	72	6,170	5,175	24,703,069	12,370,585
101 to 250.....	82	103	12,887	16,208	54,828,283	24,050,942
251 to 500.....	49	30	17,271	10,130	73,392,806	29,428,862
501 to 1,000.....	11	11	12,521	7,785	51,405,927	23,290,896
1,001 to 2,500.....	3	5				
2,501 or more.....		2		16,320		

<sup>1</sup> See headnotes to tables 3 and 4.<sup>2</sup> See GENERAL EXPLANATIONS—Value added by manufacture.<sup>3</sup> Combined to avoid disclosing data for individual establishments.

TABLE 6.—SUMMARY FOR ESTABLISHMENTS CLASSIFIED AS TO SIZE BY VALUE OF PRODUCTS: 1939 AND 1929

SIZE CLASS	NUMBER OF ESTABLISHMENTS		WAGE EARNERS (AVERAGE FOR YEAR) <sup>1</sup>		VALUE OF PRODUCTS		VALUE ADDED BY MANUFACTURE <sup>2</sup>	
	1939	1929	1939	1929	1939	1929	1939	1929
All establishments.....	806	1,057	55,781	64,722	\$237,396,015	\$327,408,562	\$105,187,809	\$144,973,574
\$5,000 to \$19,999.....	224	387	958	1,268	2,535,293	4,319,087	1,512,138	2,723,579
\$20,000 to \$49,999.....	173	189	1,672	1,733	5,330,926	6,163,388	3,182,814	3,845,208
\$50,000 to \$99,999.....	96	140	2,077	2,722	6,807,280	9,903,553	3,976,260	5,918,103
\$100,000 to \$249,999.....	118	118	5,798	4,619	19,918,230	19,499,815	10,402,215	10,545,059
\$250,000 to \$499,999.....	72	91	6,518	6,995	25,125,922	31,949,577	12,797,449	15,373,787
\$500,000 to \$999,999.....	66	63	12,274	10,207	48,804,330	43,624,944	21,331,847	20,608,933
\$1,000,000 to \$2,499,999.....	42	48	15,243	13,136	68,650,058	76,005,246	29,924,640	30,890,489
\$2,500,000 to \$4,999,999.....	11	12		7,206		44,291,616		18,689,973
\$5,000,000 and over.....	3	9	11,241	16,746	60,223,976	91,651,336	22,060,446	36,369,446

<sup>1</sup> See headnotes to tables 3 and 4.<sup>2</sup> See GENERAL EXPLANATIONS—Value added by manufacture.<sup>3</sup> Combined to avoid disclosing data for individual establishments.

## NEW HAMPSHIRE

609

TABLE 7.—ESTABLISHMENTS CLASSIFIED AS UNDER CORPORATE OR OTHER FORM OF OWNERSHIP (OR CONTROL) AND AS UNDER CENTRAL-ADMINISTRATIVE-OFFICE OR INDEPENDENT OPERATION: 1939 AND 1929

TYPE OF OWNERSHIP OR CONTROL, AND OF OPERATION	NUMBER OF ESTABLISHMENTS		WAGE EARNERS (AVERAGE FOR YEAR) <sup>1</sup>		VALUE OF PRODUCTS		VALUE ADDED BY MANUFACTURE <sup>2</sup>	
	1939	1929	1939	1929	1939	1929	1939	1929
Total.....	806	1,057	55,781	64,722	\$237,396,015	\$327,408,562	\$105,187,809	\$144,973,574
TYPE OF OPERATION								
1939 <sup>3</sup>								
Corporate ownership or control:								
Central-administrative-office (plural-unit).....	175	( <sup>4</sup> )	28,414	( <sup>4</sup> )	129,829,404	( <sup>4</sup> )	54,012,072	( <sup>4</sup> )
Independent (single-unit).....	301	( <sup>4</sup> )	22,949	( <sup>4</sup> )	90,532,051	( <sup>4</sup> )	42,781,628	( <sup>4</sup> )
Noncorporate ownership:								
Central-administrative-office (plural-unit).....	26	( <sup>4</sup> )	1,061	( <sup>4</sup> )	4,155,327	( <sup>4</sup> )	1,632,212	( <sup>4</sup> )
Independent (single-unit).....	304	( <sup>4</sup> )	3,357	( <sup>4</sup> )	12,879,233	( <sup>4</sup> )	6,761,897	( <sup>4</sup> )
1939 AND 1929 <sup>1</sup>								
Central-administrative-office (plural-unit), corporate and noncorporate.....	201	180	29,475	39,240	133,984,731	219,048,939	55,644,284	88,950,575
Independent (single-unit), corporate and noncorporate.....	605	877	26,306	25,482	103,411,284	108,359,623	49,543,525	56,022,999
TYPE OF OWNERSHIP OR CONTROL								
Corporate.....	476	460	51,363	54,878	220,361,455	285,823,075	96,793,700	125,001,038
Noncorporate, total.....	330	597	4,418	9,844	17,034,560	41,585,487	8,394,109	19,972,536
Individual.....	232	( <sup>4</sup> )	2,236	( <sup>4</sup> )	7,947,179	( <sup>4</sup> )	4,230,811	( <sup>4</sup> )
Partnership.....	95	( <sup>4</sup> )	2,157	( <sup>4</sup> )	8,997,557	( <sup>4</sup> )	4,118,853	( <sup>4</sup> )
Cooperative.....	1							
Other.....	2		25		80,824		44,445	

<sup>1</sup> See headnotes to tables 3 and 4.<sup>2</sup> See GENERAL EXPLANATIONS—Value added by manufacture.<sup>3</sup> Because of changes in the questionnaire, no comparable figures for 1929 can be given for the first section of this table. For this reason, the items have been regrouped under "1939 and 1929" to present comparable figures so far as this can be done.<sup>4</sup> No data.<sup>5</sup> Figures for 1939 combined to avoid disclosing data for individual establishments; no data for 1929.

TABLE 8.—GENERAL STATISTICS FOR

[This table presents separate figures for each industry, for which it is possible to publish such figures without disclosing exact or approximate data for individual establishments, given, however, reported larger numbers of wage earners or

Group No.	INDUSTRY	*Number of establishments	*Proprietors and firm members	*PERSONS EMPLOYED IN MANUFACTURING ESTABLISHMENTS <sup>1</sup>						
				Total <sup>2</sup>	Salaried officers of corporations <sup>2</sup>	Manufacturing		Distribution	Construction	Other
						Salaried employees <sup>2</sup>	Wage earners (average for year) <sup>2</sup>			
1	All industries, total.....	806	446	61,607	573	4,020	55,781	1,060	123	50
2 8	Bookbinding and related industries.....	4	5	114	4	19	72	19		
3 8	Books: printing without publishing.....	3	4	36	1	5	30			
4 12	Boot and shoe cut stock and findings.....	31	12	1,668	22	115	1,505	24	1	1
5 1	Bread and other bakery products (except biscuit, crackers, and pretzels).....	60	51	882	13	47	716	72	7	27
6 13	Brick and hollow structural tile.....	7	2	157	9	12	124	6	6	
7 20	Brushes.....	4	2	151	2	24	122	3		
8 6	Caskets, coffins, burial cases, and other morticians' goods.....	5	4	111	2	14	87	8		
9 2	Cigars.....	3	3	558	3	26	503	20		
10 9	Cleaning and polishing preparations, blackings, and dressings.....	5	5	56	3	15	29	9		
11 6	Cooperage.....	4	1	276			264			
12 3	Cotton broad woven goods.....	8	2	6,593	6	237	6,301	49		
13 3	Cotton narrow fabrics.....	6	8	264	2	20	240	2		
14 3	Cotton yarn.....	4	1	181	4	21	154	2		
15 14	Cutlery (except aluminum, silver, and plated cutlery) and edge tools.....	5	4	288	5	26	254	3		
16 9	Drugs and medicines (including drug grinding).....	3	4	34	2	3	16	13		
17 16	Electrical measuring instruments.....	3	3	190	2	9	172	7		
18 6	Excelsior.....	4	1	89	3	7	76	3		
19 12	Footwear (except rubber).....	70	6	10,716	80	1,006	18,528	97	5	
20 20	Games and toys (except dolls and children's vehicles).....	5	2	220	7	27	170	7		
21 8	General commercial (job) printing.....	28	24	866	11	72	702	21		
22 14	Gray-iron and semisteel castings.....	9	4	177	5	12	159	1		
23 3	Hosiery—seamless.....	7	4	499	8	26	465			
24 4	House dresses, uniforms, and aprons—made in inside factories or by jobbers engaging contractors.....	3	1	69	2	9	58			
25 6	Household furniture, except upholstered.....	13	9	801	9	68	704	17	2	1
26 1	Ice cream and ices.....	12	13	68	1	12	36	19		
27 12	Industrial leather belting and packing leather.....	3		224	10	25	172	13	4	
28 9	Insecticides, fungicides, and related industrial and household chemical compounds.....	3	2	54	3	9	20	13		
29 12	Leather: tanned, curried, and finished—regular factories or jobbers engaging contractors.....	3		500		43	457			
30 5	Logging camps and logging contractors (not operating sawmills).....	6	4	178		8	170			
31 17	Machine-shop products, not elsewhere classified.....	6	5	56	2	6	48			
32 17	Machine-shop repairs.....	3	4	14		2	12			
33 6	Mattresses and bedsprings.....	3	2	43	2	6	34	1		
34 13	Minerals and earths, ground or otherwise treated.....	4		121	6	13	96	6		
35 13	Monuments, tombstones, cut-stone, and stone products not elsewhere classified.....	7	8	153	8	12	132	1		
36 20	Needles, pins, hooks and eyes, and slide and snap fasteners.....	3		367	4	19	341	3		
37 8	Newspapers: publishing and printing.....	35	22	599	21	157	345	75	1	
38 1	Nonalcoholic beverages.....	24	20	159	5	18	74	60		2
39 15	Nonferrous-metal foundries (except aluminum).....	4	2	26	2	2	22			
40 7	Paper and paperboard mills.....	22		2,562	33	195	2,272	17	45	
41 7	Paperboard containers and boxes not elsewhere classified.....	7	1	146	4	19	114	9		
42 17	Paper-mill, pulp-mill, and paper-products machinery.....	6	1	319	14	27	242	36		
43 8	Periodicals: publishing without printing.....	4		50	4	43		3		
44 5	Planing mills not operated in conjunction with sawmills.....	16	13	505	14	26	412	40	1	6
45 1	Prepared feeds (including mineral) for animals and fowls.....	5	2	89	5	15	44	23	2	
46 17	Printing-trades machinery and equipment.....	3		212	3	46	157	6		
47 7	Pulp mills.....	4		1,201		54	1,136		11	
48 3	Rayon broad woven goods—regular factories or jobbers engaging contractors.....	5		1,254	7	55	1,170	22		
49 3	Rayon narrow fabrics.....	5	4	104	4	7	90	2	1	
50 1	Sausages, prepared meats, and other meat products—not made in meat-packing establishments.....	6	4	79	5	5	56	12		1
51 5	Sawmills, veneer mills, and cooperage-stock mills, including those combined with logging camps and with planing mills.....	112	91	1,489	16	50	1,409	10	3	1
52 20	Sporting and athletic goods not elsewhere classified.....	3	2	65	1	1	57	5	1	
53 20	Surgical supplies and equipment not elsewhere classified; orthopedic appliances.....	3	2	12	2	1	9			
54 17	Textile machinery.....	8	1	1,219	21	131	1,061	4	2	
55 6	Upholstered household furniture.....	3	4	172	1	11	149	11		
56 6	Wooden boxes except cigar boxes.....	16	8	1,025	12	58	937	11	7	
57 6	Wood products not elsewhere classified.....	28	19	1,048	11	66	959	12		
58 3	Woolen and worsted manufactures—regular factories or jobbers engaging contractors.....	34	11	6,194	52	317	5,811	14		
59 4	Work clothing (except work shirts), sport garments (except leather), and other men's and boys' apparel, not elsewhere classified.....	5	10	245	2	25	205	9	1	3

See footnotes at end of table.



## NEW HAMPSHIRE

611

## THE STATE, BY INDUSTRIES: 1939

and gives statistics for the remaining industries both in combination ("Other industries") and by industry groups. Certain of the industries for which combined figures are larger values of products than some of those shown separately]

SALARIES AND WAGES							COST OF MATERIALS, SUPPLIES, FUEL, PURCHASED ELECTRIC ENERGY, AND CONTRACT WORK					Value of products	Value added by manufacture	
Total	Salaries of officers of corporations	Manufacturing		Distribution	Construction	Other	Total	Materials and supplies	Fuel	Purchased electric energy	Contract work			
Dollars	Dollars	Dollars	Dollars	Dollars	Dollars	Dollars	Dollars	Dollars	Dollars	Dollars	Dollars	Dollars	Dollars	
65,578,327	3,348,895	7,135,088	52,735,240	2,124,835	177,537	56,732	132,208,206	125,242,960	3,785,852	2,221,240	958,154	237,396,015	105,187,809	1
(4)	(4)	(4)	(4)	(4)	(4)	(4)	(4)	(4)	(4)	(4)	(4)	(4)	(4)	2
48,037	7,240	5,030	30,667	---	---	---	29,295	24,382	301	2,382	2,230	113,450	84,155	3
1,780,281	107,380	195,121	1,399,005	73,804	2,691	1,680	9,601,250	9,487,627	80,762	29,403	3,458	12,709,283	3,108,033	4
1,045,022	80,725	75,484	773,397	70,205	14,959	30,252	2,094,431	1,989,876	61,768	40,387	2,400	4,294,857	2,200,426	5
180,168	23,898	17,212	127,346	8,869	2,843	---	64,960	13,623	47,511	3,826	---	321,751	256,791	6
(4)	(4)	(4)	(4)	(4)	(4)	(4)	(4)	(4)	(4)	(4)	(4)	(4)	(4)	7
137,157	8,150	14,303	85,908	28,736	---	---	160,469	154,049	3,265	3,155	---	410,478	250,009	8
(4)	(4)	(4)	(4)	(4)	(4)	(4)	(4)	(4)	(4)	(4)	(4)	(4)	(4)	9
(4)	(4)	(4)	(4)	(4)	(4)	(4)	(4)	(4)	(4)	(4)	(4)	(4)	(4)	10
237,313	---	15,320	221,984	---	---	---	222,664	217,517	38	792	4,317	576,411	353,747	11
5,907,299	40,250	428,819	5,371,255	66,965	---	---	9,055,175	8,339,038	237,090	478,147	---	20,267,109	11,211,934	12
252,615	11,284	43,707	195,562	2,062	---	---	402,927	387,578	7,733	7,616	---	799,747	396,820	13
172,600	22,470	23,048	115,908	11,174	---	---	399,604	373,599	5,867	20,138	---	604,344	204,740	14
347,934	24,500	45,547	272,349	5,478	---	---	120,870	167,516	6,313	7,041	---	662,824	451,954	15
(4)	(4)	(4)	(4)	(4)	(4)	(4)	(4)	(4)	(4)	(4)	(4)	(4)	(4)	16
135,759	1,577	8,647	112,176	13,359	---	---	125,882	121,734	1,199	2,949	---	350,674	224,792	17
72,717	7,716	7,579	52,530	4,892	---	---	89,924	87,066	1,281	677	---	211,276	121,352	18
19,061,483	795,574	1,863,387	16,061,955	331,325	9,262	---	37,009,960	36,579,426	97,600	271,961	61,864	63,464,629	26,454,669	19
190,621	15,912	43,342	123,287	7,980	---	---	219,546	212,511	4,346	2,689	---	326,082	306,536	20
(4)	(4)	(4)	(4)	(4)	(4)	(4)	(4)	(4)	(4)	(4)	(4)	(4)	(4)	21
202,266	15,719	16,307	168,606	1,604	---	---	92,604	68,798	14,512	8,596	---	365,045	272,441	22
351,053	27,962	31,704	291,387	---	---	---	441,942	423,166	15,485	3,261	698	927,342	485,400	23
(4)	(4)	(4)	(4)	(4)	(4)	(4)	(4)	(4)	(4)	(4)	(4)	(4)	(4)	24
711,375	22,516	90,914	570,133	19,584	2,334	5,894	810,121	765,289	12,225	30,964	1,643	1,852,900	1,042,779	25
77,269	1,200	18,774	40,180	17,115	---	---	390,219	371,537	3,827	14,855	---	773,872	383,653	26
(4)	(4)	(4)	(4)	(4)	(4)	(4)	(4)	(4)	(4)	(4)	(4)	(4)	(4)	27
(4)	(4)	(4)	(4)	(4)	(4)	(4)	(4)	(4)	(4)	(4)	(4)	(4)	(4)	28
(4)	(4)	(4)	(4)	(4)	(4)	(4)	(4)	(4)	(4)	(4)	(4)	(4)	(4)	29
(4)	(4)	(4)	(4)	(4)	(4)	(4)	(4)	(4)	(4)	(4)	(4)	(4)	(4)	30
69,091	0,500	6,726	55,865	---	---	---	49,210	43,283	2,958	2,969	---	207,449	158,239	31
18,144	---	2,720	15,424	---	---	---	15,776	14,584	---	843	---	52,328	36,552	32
45,537	5,623	5,566	30,988	3,860	---	---	129,267	126,337	1,034	1,896	---	211,904	82,037	33
159,530	32,650	26,713	86,293	9,874	---	---	104,610	75,314	3,907	25,389	---	297,286	192,670	34
216,768	17,117	24,560	169,591	5,500	---	---	71,844	41,872	6,973	18,172	4,827	420,960	349,125	35
403,185	11,822	39,244	329,744	22,375	---	---	68,065	63,065	2,864	1,665	---	624,970	556,905	36
975,680	117,027	249,161	495,009	111,888	1,997	---	363,639	317,900	15,449	27,702	2,488	1,960,359	1,596,820	37
168,882	10,554	20,401	58,505	73,162	---	200	325,725	311,567	6,945	7,213	---	748,894	423,169	38
32,854	2,024	3,862	20,968	20,968	---	---	138,218	130,368	5,748	2,102	---	192,435	54,217	39
3,430,541	230,409	371,196	2,683,840	72,493	60,603	---	10,196,968	9,171,323	709,672	255,973	---	16,263,358	6,096,390	40
161,595	12,240	30,763	98,344	20,248	---	---	387,413	381,265	2,551	3,597	---	740,303	352,890	41
643,296	161,343	46,038	344,999	90,916	---	---	642,158	626,102	7,277	8,704	75	1,517,096	874,938	42
25,828	8,586	14,222	3,020	5,020	---	---	71,670	10,785	120	25	60,740	137,907	60,237	43
531,855	43,403	40,951	351,169	88,308	2,844	7,120	1,160,404	1,152,445	2,524	11,435	---	2,098,000	931,590	44
119,265	14,913	27,257	47,875	25,630	3,990	---	1,529,975	1,516,546	707	12,722	---	1,909,892	379,917	45
(4)	(4)	(4)	(4)	(4)	(4)	(4)	(4)	(4)	(4)	(4)	(4)	(4)	(4)	46
(4)	(4)	(4)	(4)	(4)	(4)	(4)	(4)	(4)	(4)	(4)	(4)	(4)	(4)	47
1,249,348	46,699	112,550	1,046,042	44,057	---	---	4,426,657	4,346,319	12,853	67,485	---	5,830,612	1,403,955	48
113,327	10,660	4,668	80,531	3,388	2,080	---	124,680	118,173	2,789	3,718	---	345,462	221,782	49
103,296	18,165	6,428	59,480	18,423	---	800	415,946	405,828	4,435	5,683	---	580,144	164,198	50
1,305,450	30,689	74,492	1,169,563	17,606	3,316	884	1,795,568	1,574,939	41,721	33,441	145,467	3,972,995	2,177,427	51
(4)	(4)	(4)	(4)	(4)	(4)	(4)	(4)	(4)	(4)	(4)	(4)	(4)	(4)	52
10,774	3,000	566	7,208	---	---	---	16,063	15,556	4	503	---	43,141	27,078	53
(4)	(4)	(4)	(4)	(4)	(4)	(4)	(4)	(4)	(4)	(4)	(4)	(4)	(4)	54
184,331	4,992	45,855	111,928	21,556	---	---	242,083	237,630	763	3,690	---	481,635	239,552	55
1,038,022	67,847	92,374	844,382	26,929	7,090	---	1,588,086	1,545,958	6,934	31,483	3,711	3,038,473	1,450,387	56
978,101	48,382	100,519	811,831	17,369	---	---	1,327,713	1,265,049	11,674	49,741	1,249	2,582,220	1,254,507	57
6,478,623	267,709	646,692	5,546,267	17,955	---	---	15,184,648	14,419,926	534,052	166,295	64,375	25,881,985	10,607,337	58
181,476	7,150	31,846	123,507	15,189	1,220	2,564	338,308	332,218	3,259	2,755	76	657,363	319,055	59

TABLE 8.—GENERAL STATISTICS FOR THE

Group No.	INDUSTRY	*Number of establishments	*Proprietors and firm members	*PERSONS EMPLOYED IN MANUFACTURING ESTABLISHMENTS <sup>1</sup>						
				Total <sup>2</sup>	Salaried officers of corporations <sup>2</sup>	Manufacturing		Distribution	Construction	Other
						Salaried employees <sup>2</sup>	Wage earners (average for year) <sup>3</sup>			
1	Other industries <sup>4</sup> .....	184	82	12,560	158	1,189	10,804	360	41	8
	OTHER INDUSTRIES, BY INDUSTRY GROUPS <sup>4</sup>									
2	1 Food and kindred products.....	13	4	285	9	18	238	20		
3	3 Textile-mill products and other fiber manufactures.....	16	5	1,422	20	77	1,305	19	1	
4	4 Apparel and other finished products made from fabrics and similar materials.....	10	1	331	8	22	301			
5	6 Furniture and finished lumber products.....	7	4	251	3	19	226	3		
6	7 Paper and allied products.....	8		2,249	9	176	1,972	81	11	
7	8 Printing, publishing, and allied industries.....	36	33	1,023	17	99	865	42		
8	9 Chemicals and allied products.....	15	6	324	9	48	220	37	4	
9	12 Leather and leather products.....	11	1	1,055	15	98	924	14	4	6
10	13 Stone, clay, and glass products.....	6	1	692	3	80	563	29	17	
11	14 Iron and steel and their products, except machinery.....	10	1	801	16	44	712	29		
12	16 Electrical machinery.....	4	1	103	5	10	85	3		
13	17 Machinery (except electrical).....	21	5	2,561	35	410	2,085	29	2	
14	20 Miscellaneous industries.....	12	8	670	4	49	597	19	1	
	2 Tobacco manufactures.....	3	3	558	3	26	503	26		
15	5 Lumber and timber basic products.....	6	4	178		8	170			
	15 Nonferrous metals and their products.....	3	1	45	2	4	28	8	1	2
	18 Automobiles and automobile equipment.....	2								
	19 Transportation equipment except automobiles.....	1	4	12		1	10	1		

\*As the figures for number of establishments and for personnel for those industries for which monetary items are withheld are given for the individual industries and are also included in the "Other industries" figures, the sums of the figures are larger than the totals shown for "All industries."

<sup>1</sup> See headnote to table 3 and GENERAL EXPLANATIONS—Persons engaged—general classification.

<sup>2</sup> Figures do not include data for personnel of central-administrative offices.

<sup>3</sup> Each of the averages in the "Wage earners" column is correct to the nearest unit, despite the fact that the averages for the several industries do not add exactly to the 1939 average for all industries. See GENERAL EXPLANATIONS—Wage earners and wages.

## NEW HAMPSHIRE

613

## STATE, BY INDUSTRIES: 1939—Continued

SALARIES AND WAGES							COST OF MATERIALS, SUPPLIES, FUEL, PURCHASED ELECTRIC ENERGY, AND CONTRACT WORK					Value of products	Value added by manu- facture *	
Total †	Salaries of officers of corporations ‡	Manufacturing		Distribu- tion	Construc- tion	Other	Total	Materials and supplies	Fuel	Pur- chased electric energy	Contract work			
		Salaries †	Wages											
Dollars 16, 025, 120	Dollars 927, 589	Dollars 2, 165, 484	Dollars 12, 113, 822	Dollars 754, 579	Dollars 56, 308	Dollars 7, 338	Dollars 30, 065, 769	Dollars 27, 181, 975	Dollars 1, 737, 158	Dollars 548, 100	Dollars 598, 536	Dollars 57, 335, 761	Dollars 27, 269, 992	1
301, 107	35, 180	31, 849	204, 299	20, 779	-----	-----	2, 266, 582	2, 228, 418	15, 952	22, 212	-----	2, 911, 401	644, 819	2
1, 343, 406	116, 057	140, 643	1, 055, 801	29, 227	1, 678	-----	1, 449, 808	1, 339, 542	56, 200	54, 066	-----	3, 717, 244	2, 267, 436	3
195, 768	24, 617	27, 058	144, 063	-----	-----	-----	311, 598	302, 558	3, 440	4, 909	661	650, 337	338, 739	4
302, 591	26, 000	29, 304	241, 427	5, 800	-----	-----	455, 522	457, 944	12, 258	13, 320	2, 000	945, 650	400, 128	5
3, 483, 737	117, 536	428, 437	2, 729, 544	193, 118	15, 102	-----	11, 529, 221	10, 270, 775	1, 154, 989	103, 457	-----	17, 095, 139	5, 565, 915	6
1, 505, 488	54, 497	179, 517	1, 170, 786	100, 688	-----	-----	888, 713	732, 743	10, 604	27, 508	117, 858	3, 016, 156	2, 127, 443	7
485, 188	56, 559	83, 982	274, 731	58, 867	4, 987	6, 062	850, 640	730, 672	112, 558	7, 410	-----	2, 218, 369	1, 367, 729	8
1, 248, 112	66, 820	167, 905	981, 248	25, 760	6, 289	-----	3, 964, 227	3, 393, 906	125, 439	62, 555	382, 297	5, 971, 513	2, 067, 286	9
851, 846	18, 966	157, 473	628, 320	38, 140	8, 947	-----	1, 348, 346	1, 160, 418	194, 735	68, 528	8, 665	3, 531, 603	2, 183, 257	10
1, 082, 569	51, 687	87, 572	884, 667	58, 643	-----	-----	1, 574, 452	1, 465, 286	27, 959	65, 959	15, 248	3, 588, 503	2, 014, 051	11
123, 257	16, 755	25, 357	72, 073	9, 072	-----	-----	246, 389	243, 033	1, 971	1, 355	-----	429, 952	183, 553	12
3, 674, 134	224, 849	630, 402	2, 733, 834	80, 176	4, 783	-----	2, 558, 562	2, 322, 600	79, 307	84, 848	71, 807	8, 150, 154	5, 591, 592	13
625, 261	23, 023	92, 308	458, 471	37, 567	13, 802	-----	707, 145	654, 606	28, 610	23, 929	-----	1, 579, 273	872, 128	14
802, 656	95, 043	83, 347	534, 528	87, 742	720	1, 276	1, 884, 564	1, 873, 444	3, 136	7, 984	-----	3, 530, 470	1, 645, 906	15

\* Value of products less cost of materials, supplies, fuel, purchased electric energy, and contract work. See GENERAL EXPLANATIONS—Value added by manufacture.

† Figures omitted have been withheld to avoid disclosing exact or approximate data for individual establishments; they are included in the "Other industries" figures.

‡ For numbers of establishments and of wage earners in individual industries, see table 10.

TABLE 9.—NUMBER OF ESTABLISHMENTS, BY INDUSTRY GROUPS, BY COUNTIES: 1939

COUNTY	Total	INDUSTRY GROUP																			
		1	2	3	4	5	6	7	8	9	10	11	12	13	14	15	16	17	18	19	20
The State.....	806	120	3	85	15	134	83	37	78	15			112	24	24	7	7	36	2	1	23
Belknap.....	50	7		7	1	13	3	1	3	1			3		2	1		5			3
Carroll.....	30	1				10	11		3	1			2					1			1
Cheshire.....	81	3		9		18	20	5	5	4			4	2	4			3			4
Cook.....	39	8			1	8	1	8	6	2			1	1	1			2			
Grafton.....	69	5		5	3	25	9	4	7				4	2			2	1			2
Hillsborough.....	245	50	3	31	6	15	27	7	21	5			36	6	10	3	2	16	2		5
Merrimack.....	89	11		13	1	16	5	3	14	1			5	5	4	2	3	2			4
Rockingham.....	91	19		6	2	12	4	2	6				28	6	1			3		1	1
Strafford.....	82	12		8		8	3	5	9	1			26	2	2	1		2			3
Sullivan.....	30	4		6	1	9		2	4				3					1			

TABLE 10.—INDUSTRIES IN "OTHER INDUSTRIES" GROUPS—NUMBER OF ESTABLISHMENTS AND NUMBER OF WAGE EARNERS, FOR THE STATE: 1939

(In order to avoid disclosing data for individual establishments, wage-earner figures for industries represented by fewer than three establishments are withheld)

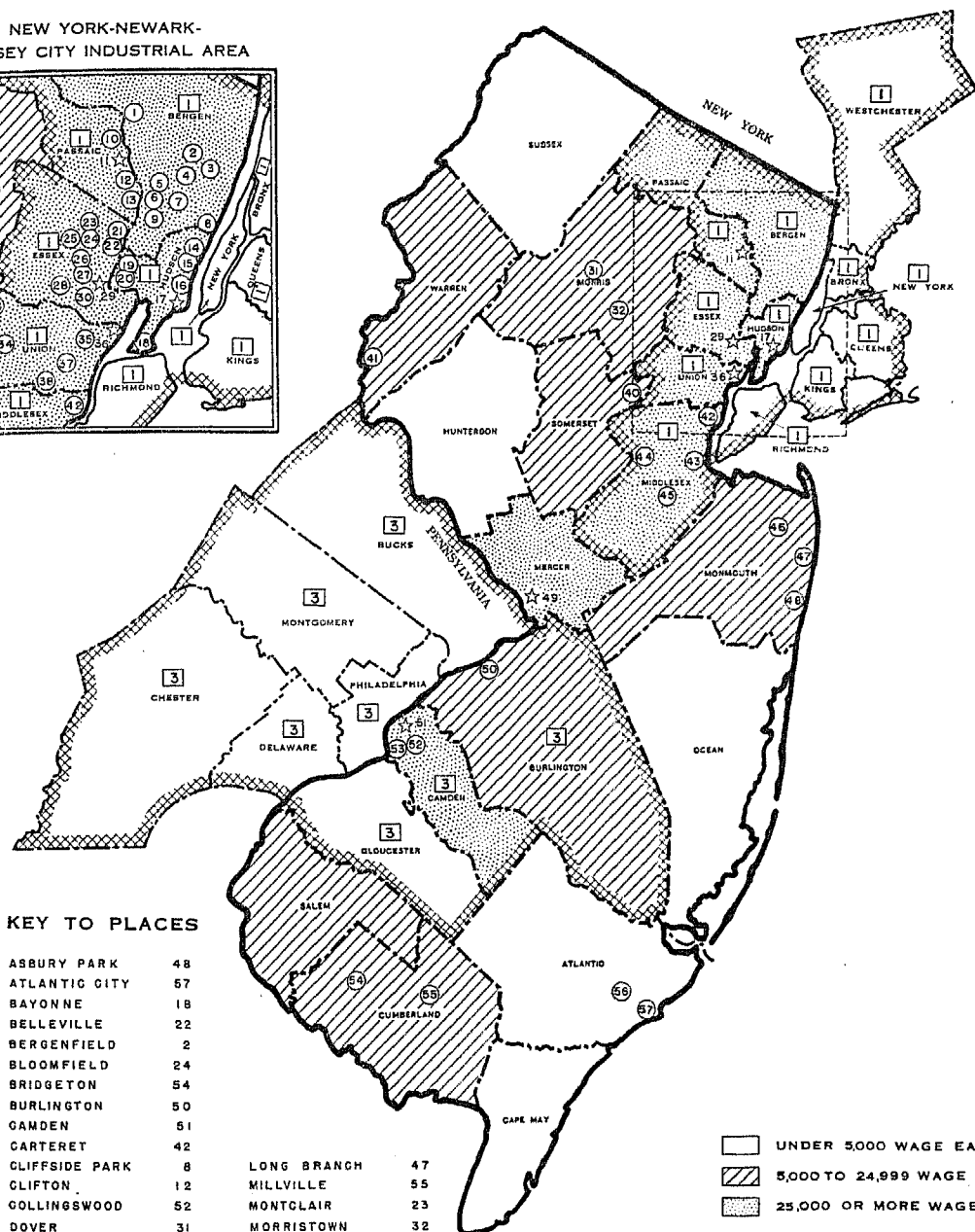
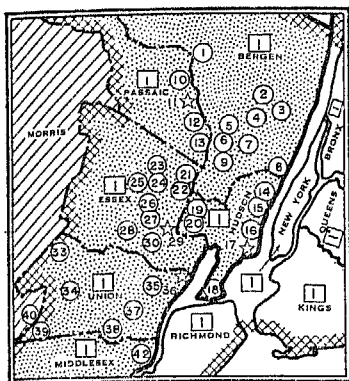
Group No. <sup>1</sup>	TITLE	Number of establishments	Wage earners	Group No. <sup>1</sup>	TITLE	Number of establishments	Wage earners
STATE OF NEW HAMPSHIRE				STATE OF NEW HAMPSHIRE—Continued			
1	Biscuit, crackers, and pretzels.....	1		9	Insecticides, fungicides, and related industrial and household chemical compounds.....	3	29
	Candy and other confectionery products.....	1			Printing ink.....	1	
	Canned and dried fruits and vegetables (including canned soups).....	1		12	Industrial leather belting and packing leather.....	3	172
	Condensed and evaporated milk.....	2			Leather gloves and mittens.....	1	
	Flour and other grain-mill products.....	1			Leather goods not elsewhere classified.....	1	
	Food preparations, not elsewhere classified.....	1			Leather: tanned, curried, and finished—contract factories.....	3	184
	Ice, manufactured.....	2			Leather: tanned, curried, and finished—regular factories or jobbers engaging contractors.....	3	457
	Malt liquors.....	1		13	Abrasive wheels, stones, paper, cloth, and related products.....	2	
	Meat packing, wholesale.....	1			Asbestos products (except steam packing and pipe and boiler covering).....	1	
	Poultry dressing and packing, wholesale.....	1			Concrete products.....	2	
	Vinegar and cider.....	1			Gypsum products.....	1	
2	Cigars.....	3	503	14	Enameled-iron sanitary ware and other plumbers' supplies (not including pipe and vitreous and semi-vitreous china sanitary ware).....	1	
3	Carpets and rugs, wool.....	1			Fabricated structural steel and ornamental metalwork, made in plants not operated in connection with rolling mills.....	1	
	Cotton thread.....	2			Files.....	1	
	Dyeing and finishing cotton, rayon, silk, and linen textiles.....	2			Hardware not elsewhere classified.....	1	
	Hosiery—full-fashioned.....	2			Heating and cooking apparatus, except electric, not elsewhere classified.....	1	
	Jute goods (except felt).....	1			Malleable-iron castings.....	1	
	Knitted outerwear (except knit gloves)—regular factories or jobbers engaging contractors.....	2			Nails, spikes, etc., not made in wire mills or in plants operated in connection with rolling mills.....	1	
	Knitted underwear.....	1			Saws.....	1	
	Linen goods.....	1			Screw-machine products and wood screws.....	1	
	Processed waste and recovered wool fibers—contract factories.....	1			Stoves, ranges, water heaters, and hot-air furnaces (except electric).....	1	
	Processed waste and recovered wool fibers—regular factories or jobbers engaging contractors.....	1		15	Electroplating, plating, and polishing.....	1	
	Rayon broad woven goods—contract factories.....	1			Sheet-metal work not specifically classified.....	1	
	Woolen and worsted manufactures—contract factories.....	1			Silverware and plated ware.....	1	
4	Handkerchiefs—made in contract factories.....	1		16	Generating, distribution, and industrial apparatus, and apparatus for incorporation in manufactured products, not elsewhere classified.....	2	
	House dresses, uniforms, and aprons—made in inside factories or by jobbers engaging contractors.....	3	58		Insulated wire and cable.....	1	
	Housefurnishings (except curtains, draperies, and bedspreads).....	1			Wiring devices and supplies.....	1	
	Men's and boys' shirts (except work shirts), collars, and nightwear—made in inside factories or by jobbers engaging contractors.....	1		17	Agricultural machinery (except tractors).....	1	
	Men's and boys' suits, coats, and overcoats (except work clothing)—made in contract factories.....	1			Food-products machinery.....	1	
	Men's and boys' suits, coats, and overcoats (except work clothing)—made in inside factories or by jobbers engaging contractors.....	2			Machine-tool and other metalworking-machinery accessories, metal-cutting and shaping tools, and machinists' precision tools.....	1	
	Women's and misses' clothing, not elsewhere classified—made in inside factories or by jobbers engaging contractors.....	1			Machine tools.....	1	
5	Logging camps and logging contractors (not operating sawmills).....	6	170		Mechanical power-transmission equipment.....	1	
6	Cigar boxes: wooden, part wooden.....	1			Metalworking machinery and equipment, not elsewhere classified.....	1	
	Lasts and related products.....	2			Mining machinery and equipment.....	1	
	Partitions, shelving, cabinet work, and office and store fixtures.....	1			Printing-trades machinery and equipment.....	3	157
	Rattan and willowware (except furniture) and baskets other than vegetable and fruit baskets.....	2			Refrigerators, domestic (mechanical and absorption), refrigeration machinery and equipment, and complete air-conditioning units.....	2	
	Wood preserving.....	1			Special-industry machinery, not elsewhere classified.....	1	
7	Coated and glazed paper.....	1			Textile machinery.....	8	1,061
	Converted paper products not elsewhere classified.....	1		18	Motor vehicles, motor-vehicle bodies, parts and accessories.....	2	
	Fiber cans, tubes, and similar products.....	1		19	Boat building and boat repairing.....	1	
	Pulp goods (pressed, molded).....	1		20	Brushes.....	4	122
	Pulp mills.....	4	1,136		Buttons.....	1	
8	Bookbinding and related industries.....	4	72		Miscellaneous fabricated products not elsewhere classified.....	1	
	General commercial (job) printing.....	28	762		Models and patterns (except paper patterns).....	1	
	Lithographing and photo-lithographing (including preparation of stones or plates and dry transfers).....	2			Signs, advertising displays, and advertising novelties.....	3	57
	Photoengraving, not done in printing establishments (including preparation of plates).....	2			Sporting and athletic goods not elsewhere classified.....	3	
9	Chemicals not elsewhere classified.....	2			Tobacco pipes and cigarette holders.....	1	
	Cleaning and polishing preparations, blackings, and dressings.....	5	29				
	Drugs and medicines (including drug grinding).....	3	16				
	Grease and tallow (except lubricating greases).....	1					

<sup>1</sup> For group titles, see GENERAL EXPLANATIONS—Changes in number of industries and of industry groups, sec. 27.

# NEW JERSEY

DENSITY OF WAGE-EARNER EMPLOYMENT, BY COUNTIES: 1939

## NEW YORK-NEWARK- JERSEY CITY INDUSTRIAL AREA



### KEY TO PLACES

ASSBURY PARK	48	LONG BRANCH	47
ATLANTIC CITY	57	MILLVILLE	55
BAYONNE	18	MONTCLAIR	23
BELLEVILLE	22	MORRISTOWN	32
BERGENFIELD	2	NEWARK	29
BLOOMFIELD	24	NEW BRUNSWICK	44
BRIDGETON	54	NORTH PLAINFIELD	40
BURLINGTON	50	NUTLEY	21
CAMDEN	51	ORANGE	26
CARTERET	42	PASSAIC	13
CLIFFSIDE PARK	8	PATERSON	11
CLIFTON	12	PERTH AMBOY	43
COLLINGSWOOD	52	PHILLIPSBURG	41
DOVER	31	PLAINFIELD	39
EAST ORANGE	27	PLEASANTVILLE	56
ELIZABETH	36	RAHWAY	38
ENGLEWOOD	3	RED BANK	46
GARFIELD	6	RIDGEFIELD PARK	7
GLOUCESTER	53		
HACKENSACK	4		
HARRISON	20		
HAWTHORNE	10		
HOBOKEN	16		
IRVINGTON	30		
JERSEY CITY	17		
KEARNY	19		
LINDEN	37		
LODI	5		

- UNDER 5,000 WAGE EARNERS
- 5,000 TO 24,999 WAGE EARNERS
- 25,000 OR MORE WAGE EARNERS
- PLACES OF 10,000 TO 99,999 POPULATION
- PLACES OF 100,000 OR MORE POPULATION
- INDUSTRIAL AREAS:
- NEW YORK-NEWARK-JERSEY CITY AREA
- PHILADELPHIA-CAMDEN AREA

# NEW JERSEY

TABLE 1.—SUMMARY FOR THE STATE: 1939, 1937, AND 1929

CENSUS YEAR	Number of establishments	Proprietors and firm members	Number of persons employed in manufacturing <sup>1</sup>	Salaries and wages <sup>1</sup>	Cost of materials, supplies, fuel, purchased electric energy, and contract work <sup>2</sup>	Value of products <sup>3</sup>	Value added by manufacture <sup>3</sup>
1939 .....	7,964	4,450	496,355	\$684,522,750	\$1,904,833,634	\$3,428,947,188	\$1,524,113,554
1937 .....	7,064	3,406	504,241	684,030,500	1,890,538,525	3,253,246,218	1,362,707,693
1929 .....	8,285	4,680	505,044	789,110,457	2,135,974,556	3,856,860,420	1,720,885,864

<sup>1</sup> Figure for 1939 does not include data for employees of manufacturing establishments (except salaried officers of corporations) who were engaged in distribution, construction, and other nonmanufacturing work. For detail, see table 8. It is not known to what extent data for such nonmanufacturing employees were included in figures reported for earlier years. See GENERAL EXPLANATIONS—Persons engaged—general classification.

<sup>2</sup> The aggregates for cost of materials, etc., and value of products include large amounts of duplication due to the use of the products of some industries as materials by others. See GENERAL EXPLANATIONS—Duplication in cost of materials and value of products.

<sup>3</sup> Value of products less cost of materials, supplies, fuel, purchased electric energy, and contract work. See GENERAL EXPLANATIONS—Value added by manufacture.

TABLE 2.—SUMMARY FOR INDUSTRIAL AREAS, COUNTIES, AND PLACES: 1939

	Population, 1940	Number of establishments	Wage earners (average for year) <sup>1</sup>	Wages <sup>2</sup>	Cost of materials, supplies, fuel, purchased electric energy, and contract work <sup>3</sup>	Value of products <sup>3</sup>	Value added by manufacture <sup>4</sup>
The State .....	4,160,165	<sup>5</sup> 7,964	433,471	\$521,568,632	\$1,904,833,634	\$3,428,947,188	\$1,524,113,554
INDUSTRIAL AREAS							
New York City-Newark-Jersey City Industrial Area, total <sup>6</sup> .....	10,782,353	33,385	849,608	1,042,681,700	3,887,580,270	6,048,444,631	3,060,864,361
Portion in New Jersey .....	2,753,800	6,211	315,600	383,107,121	1,542,651,974	2,652,850,569	1,110,207,595
Portion in New York .....	8,028,553	27,174	534,008	659,574,579	2,344,928,296	4,295,585,062	1,950,656,766
Philadelphia-Camden Industrial Area, total <sup>7</sup> .....	3,199,637	6,082	321,725	387,115,110	1,252,248,470	2,292,060,250	1,040,711,771
Portion in New Jersey .....	424,959	485	43,104	54,230,658	169,641,741	320,800,193	151,158,452
Portion in Pennsylvania .....	2,774,678	5,597	278,621	332,884,452	1,082,606,728	1,972,160,057	889,553,319
COUNTIES IN NEW JERSEY <sup>8</sup>							
Atlantic .....	124,066	146	3,417	2,926,000	6,160,787	13,763,090	7,602,303
Bergen .....	499,646	548	25,952	31,911,188	162,673,167	250,532,158	87,858,991
Burlington .....	97,013	122	9,408	10,591,083	24,453,937	41,841,147	17,387,210
Camden .....	255,727	290	29,028	37,479,929	114,366,685	222,708,417	108,341,732
Cape May .....	28,919	33	478	449,283	748,585	1,760,265	1,017,680
Cumberland .....	73,184	138	9,539	8,632,956	17,188,741	37,010,810	20,722,069
Essex .....	837,340	2,028	78,008	95,905,353	322,513,735	613,335,338	200,821,603
Gloucester .....	72,219	73	4,668	6,159,646	30,821,119	50,250,620	25,429,510
Hudson .....	652,040	1,778	86,131	109,361,585	421,863,846	765,853,956	343,990,110
Hunterdon .....	36,766	40	2,510	3,157,855	6,700,210	13,951,946	7,251,736
Mercer .....	197,318	326	25,329	28,643,092	54,282,633	126,441,918	72,150,285
Middlesex .....	217,077	414	36,170	41,437,637	349,427,609	465,084,048	115,656,439
Monmouth .....	161,238	217	7,134	6,733,705	14,088,424	30,231,713	16,143,289
Morris .....	125,732	110	6,338	7,538,416	19,056,478	37,897,517	18,841,039
Ocean .....	37,796	54	435	404,443	1,515,060	3,294,348	1,779,288
Passaic .....	369,353	934	50,947	60,639,004	123,621,468	264,651,471	141,030,003
Salem <sup>9</sup> .....	42,274	34	6,516	6,516,516	12,055,457	31,560,462	19,505,005
Somerset .....	74,390	88	6,755	8,133,467	23,510,193	56,081,352	32,571,159
Sussex <sup>9</sup> .....	29,632	32	795	32,391	43,852,354	162,552,149	293,402,598
Union .....	328,344	509	32,391	6,264,520	12,055,457	31,560,462	19,505,005
Warren .....	50,181	70	5,512	6,264,520	12,055,457	31,560,462	19,505,005
Undistributed <sup>9</sup> .....		66	7,311	11,287,116	37,233,351	102,388,005	65,154,654
PLACES HAVING 10,000 OR MORE INHABITANTS							
Asbury Park .....	14,617	28	580	640,448	1,188,890	2,754,439	1,565,549
Atlantic City .....	64,094	70	705	773,216	2,400,975	5,095,433	2,694,478
Bayonne .....	79,198	104	8,398	12,338,430	91,024,167	147,595,381	56,571,214
Belleville .....	28,167	53	2,363	3,185,070	8,889,683	19,316,109	10,426,496
Bergenfield .....	10,275	9	172	106,899	140,528	360,854	220,326
Bloomfield .....	41,623	82	7,709	10,011,898	43,284,893	76,069,632	32,784,739
Bridgeton .....	15,992	38	2,343	2,280,498	6,980,804	14,507,886	7,521,622
Burlington .....	10,905	25	2,187	2,054,660	4,204,389	8,809,649	4,105,290
Camden .....	117,536	301	25,694	33,482,194	95,026,170	190,674,262	95,548,692
Carlestown <sup>10</sup> .....	11,976	26	3,629				
Cliffside Park .....	16,892	14	118	101,282	249,305	482,384	233,079
Clifton .....	48,827	92	5,677	6,375,592	17,175,059	32,018,516	15,440,457
Collingswood .....	12,685	4	9	11,524	30,355	72,228	32,873
Dover .....	10,491	21	1,525	1,711,421	2,616,661	5,381,613	2,762,252
East Orange .....	68,945	51	1,172	1,417,489	2,402,119	6,026,103	3,533,964

See footnotes at end of table.

## NEW JERSEY

617

TABLE 2.—SUMMARY FOR INDUSTRIAL AREAS, COUNTIES, AND PLACES: 1939—Continued

	Population, 1940	Number of establish- ments	Wage earners (average for year) <sup>1</sup>	Wages <sup>2</sup>	Cost of materials, supplies, fuel, purchased elec- tric energy, and contract work <sup>3</sup>	Value of products <sup>4</sup>	Value added by manufacture <sup>5</sup>
PLACES HAVING 10,000 OR MORE INHABITANTS—continued							
Elizabeth.....	169,912	199	15,070	\$18,467,813	\$48,285,231	\$89,175,929	\$40,890,608
Englewood.....	18,966	22	147	164,221	470,273	1,078,686	608,413
Garfield.....	28,044	63	5,507	5,596,420	14,319,340	28,415,406	14,006,066
Gloucester.....	13,692	25	1,108	1,292,717	3,891,926	7,246,741	3,354,815
Hackensack.....	26,279	48	1,135	1,007,412	2,180,504	4,712,889	2,531,985
Harrison.....	14,171	47	9,685	12,580,311	23,695,466	56,256,842	32,571,376
Hawthorne.....	12,610	31	621	586,524	1,193,557	2,767,080	1,573,523
Hoboken.....	50,115	197	10,230	12,824,186	29,786,616	65,286,005	35,499,389
Irvington.....	55,328	134	4,225	4,896,672	32,395,562	45,931,708	15,536,146
Jersey City.....	301,173	556	25,551	30,097,115	174,132,178	281,795,451	167,663,393
Kearny.....	39,467	65	11,578	19,855,037	52,729,639	110,209,782	57,480,143
Linden.....	24,115	52	6,998	11,668,502	70,195,322	106,337,359	36,142,037
Lodi.....	11,552	22	1,709	1,844,019	2,024,871	5,510,366	3,485,495
Long Branch.....	17,408	31	1,416	1,139,829	3,086,971	5,583,283	2,406,312
Millville.....	14,806	30	2,613	2,493,329	5,154,289	10,285,801	5,131,512
Montclair.....	30,807	25	175	266,505	453,429	1,082,290	628,861
Morristown.....	15,270	19	175	160,103	407,395	797,605	390,270
Newark.....	429,760	1,517	56,597	69,071,962	218,825,315	426,162,605	207,337,190
New Brunswick.....	33,180	101	8,034	8,473,915	22,281,482	47,583,952	25,392,470
North Plainfield.....	10,586	8	187	248,741	481,695	860,791	379,096
Nutley.....	21,954	21	740	909,263	5,408,215	9,754,706	4,346,491
Orange.....	35,717	59	1,831	2,378,698	4,655,805	11,633,438	6,977,633
Passaic.....	61,394	246	23,368	23,063,085	51,632,940	101,310,786	49,677,846
Paterson.....	139,656	505	23,059	25,647,523	44,577,542	106,799,735	62,222,193
Perth Amboy.....	41,242	89	9,416	10,418,571	173,371,453	198,485,045	25,113,592
Phillipsburg.....	18,314	24	3,171	3,931,285	7,912,573	22,910,642	14,968,069
Plainfield.....	37,469	62	2,315	2,864,798	5,554,665	11,905,304	6,350,639
Pleasantville.....	11,040	8	53	62,786	137,818	325,946	188,128
Rahway.....	17,498	27	1,842	2,561,095	8,818,747	19,015,341	10,196,594
Red Bank <sup>10</sup> .....	10,974	30	1,002				
Ridgefield Park <sup>10</sup> .....	11,277	16	634				
Ridgewood.....	14,948	11	67	82,766	174,940	544,526	309,586
Roselle.....	13,697	16	589	755,414	1,591,080	3,281,373	1,690,293
Rutherford.....	15,466	11	346	379,481	231,642	829,396	597,754
South Orange.....	13,742	6	68	64,388	239,161	519,276	280,115
South River.....	10,714	44	2,629	1,756,864	1,525,535	4,838,344	3,312,809
Summit.....	16,165	15	245	252,327	2,048,335	3,550,281	1,501,949
Trenton.....	124,697	255	17,972	19,631,049	35,781,098	83,959,940	48,178,842
Union City.....	56,173	271	5,732	5,374,571	9,089,105	23,238,371	14,149,266
Westfield.....	18,458	12	132	173,850	417,170	947,153	529,983
West New York.....	39,439	235	4,357	4,127,454	8,960,180	18,589,250	9,629,070
West Orange <sup>10</sup> .....	25,662	22	1,796				

<sup>1</sup> Not including salaried officers and employees or nonmanufacturing wage earners. The figure for each county or place is an average of the numbers reported for the several months of the year. In calculating it, equal weight must be given to full-time and to part-time wage earners (not reported separately by the manufacturers), and for this reason it exceeds the number that would have been required to perform the work done in the industries if all wage earners had been continuously employed throughout the year. The quotient obtained by dividing the amount of wages by the average number of wage earners cannot, therefore, be accepted as representing the average wage received by full-time wage earners. Each of the averages in this column is correct to the nearest unit, despite the fact that the averages for the several counties do not add exactly to the average for the State. In making comparisons between the figures for 1939 and those for earlier years, the possibility that the proportion of part-time employment varied from year to year should be taken into account.

<sup>2</sup> Profits and losses cannot be calculated from the census figures because no data are collected for certain expense items, such as interest, rent, depreciation, taxes, insurance, and advertising.

<sup>3</sup> See GENERAL EXPLANATIONS—Duplication in cost of materials and value of products.

<sup>4</sup> Value of products less cost of materials, supplies, fuel, purchased electric energy, and contract work. See GENERAL EXPLANATIONS—Value added by manufacture.

<sup>5</sup> For numbers of establishments by "Industry groups," see table 11.

<sup>6</sup> The New York City-Newark-Jersey City Industrial Area comprises Bergen, Essex, Hudson, Middlesex, Passaic, and Union Counties, New Jersey; and Bronx, Kings, New York, Queens, Richmond, and Westchester Counties, New York. For statistics by industries, see table 9.

<sup>7</sup> The Philadelphia-Camden Industrial Area comprises Burlington, Camden, and Gloucester Counties, New Jersey, and Bucks, Chester, Delaware, Montgomery, and Philadelphia Counties, Pennsylvania. For statistics by industries, see table 9.

<sup>8</sup> Figures omitted have been withheld to avoid disclosing exact or approximate data for individual establishments; they are included in the "Undistributed" figures.

<sup>9</sup> The "Undistributed" figure for number of establishments and the "Undistributed" figure for number of wage earners are included above in the items for the respective counties. The sums of the figures in these two columns are, therefore, larger than the corresponding State totals.

<sup>10</sup> Figures omitted have been withheld to avoid disclosing exact or approximate data for individual establishments.

## CENSUS OF MANUFACTURES: 1939

TABLE 3.—PERSONS EMPLOYED IN MANUFACTURING ESTABLISHMENTS, BY SEX: 1939 AND 1929

[The 1939 questionnaire, for the first time, called for data on the total number of employees in manufacturing establishments, including those engaged wholly or chiefly in distribution, construction, and other nonmanufacturing activities. It is not known to what extent data for such employees were included in the figures reported for earlier years. This table presents detailed figures for employees receiving pay at any time within the normal pay-roll period ended nearest Oct. 14, 1939, and for such employees on the pay roll on Dec. 14, 1929, or on the nearest representative date. The total for "Wage earners engaged in manufacturing" is not identical with the average for the year (given in other tables), and differs from the number reported for October 1939 or for December 1929, because for both years some manufacturers gave wage-earner figures for months other than those specified. See GENERAL EXPLANATIONS—Persons engaged—general classification]

CLASS AND SEX	1939 (Oct. 14) <sup>1</sup>	1929 (Dec. 14) <sup>1</sup>	CLASS AND SEX	1939 (Oct. 14) <sup>1</sup>	1929 (Dec. 14) <sup>1</sup>
All classes, aggregate <sup>2</sup> .....	570,658	505,251	Salaried officers and employees—Continued.		
Male.....	391,854	369,599	All other employees, etc.—Continued.		
Female.....	178,804	135,652	Engaged in manufacturing:		
Salaried officers and employees, total.....	100,004	72,966	Male.....	41,534	
Male.....	77,042	52,917	Female.....	14,084	
Female.....	22,961	20,049	Engaged in distribution:		
Salaried officers of corporations, total.....	7,266	7,433	Male.....	20,464	
Male.....	6,715	6,994	Female.....	8,080	
Female.....	551	439	Engaged in construction:		
All other employees (except wage earners in manu- facturing), total.....	92,738	65,533	Male.....	6,609	
Male.....	70,328	45,923	Engaged in other work:		
Female.....	22,410	19,610	Male.....	1,721	
			Female.....	246	
			Wage earners engaged in manufacturing, total.....	470,654	452,285
			Male.....	314,811	316,682
			Female.....	155,843	115,603

<sup>1</sup> See headnote.

<sup>2</sup> Figures do not include data for 4,450 proprietors and firm members for 1939, which were not reported by sex, and 4,650 for 1929.

<sup>3</sup> No data.

TABLE 4.—WAGE EARNERS ENGAGED IN MANUFACTURING, BY MONTHS: 1939, 1937, AND 1929

[The figures for 1939 relate to wage earners engaged in manufacturing only. It is not known to what extent the figures for earlier years include data for nonmanufacturing wage earners. See headnote to table 3]

CENSUS YEAR	Average number employed during year <sup>1</sup>	NUMBER RECEIVING PAY DURING NORMAL PAY-ROLL PERIOD ENDED NEAREST 15TH OF MONTH—											
		January	February	March	April	May	June	July	August	September	October	November	December
1939.....	433,471	403,730	414,571	419,095	416,742	415,955	420,648	416,410	439,651	452,189	468,881	471,366	462,413
1937.....	436,745	423,777	432,683	441,213	445,779	446,619	443,124	438,724	450,834	450,322	441,074	424,267	401,920
1929.....	432,078	412,157	417,452	423,959	428,589	432,296	433,697	436,459	445,959	452,179	452,681	434,742	414,772

<sup>1</sup> See GENERAL EXPLANATIONS—Wage earners and wages.

TABLE 5.—SUMMARY FOR ESTABLISHMENTS CLASSIFIED AS TO SIZE BY NUMBER OF WAGE EARNERS: 1939 AND 1929

SIZE CLASS	NUMBER OF ESTABLISH- MENTS		WAGE EARNERS (AVERAGE FOR YEAR) <sup>1</sup>		VALUE OF PRODUCTS	VALUE ADDED BY MANUFACTURE <sup>2</sup>
	1939	1929	1939	1929	1939	1939
All establishments.....	7,984	8,285	433,471	432,078	\$3,428,947,188	\$1,524,113,554
No wage earners.....	210	202			6,358,166	2,753,570
1 to 5.....	2,961	3,255	8,204	9,334	69,651,016	34,506,024
6 to 20.....	1,925	2,180	21,271	24,466	158,580,233	75,377,604
21 to 50.....	1,234	1,153	40,871	37,746	251,544,198	124,453,866
51 to 100.....	770	646	55,161	45,540	315,379,681	154,461,778
101 to 250.....	554	527	85,207	81,919	610,315,373	283,976,676
251 to 500.....	290	190	67,711	67,214	468,208,127	212,197,940
501 to 1,000.....	73	82	49,340	56,460	408,387,678	204,473,080
1,001 to 2,500.....	47	40	64,015	61,210	862,028,490	265,340,325
2,501 or more.....	10	10	40,731	48,189	278,485,020	166,572,695

<sup>1</sup> See headnotes to tables 3 and 4.

<sup>2</sup> See GENERAL EXPLANATIONS—Value added by manufacture.



TABLE 6.—SUMMARY FOR ESTABLISHMENTS CLASSIFIED AS TO SIZE BY VALUE OF PRODUCTS: 1939 AND 1929

SIZE CLASS	NUMBER OF ESTABLISHMENTS		WAGE EARNERS (AVERAGE FOR YEAR) <sup>1</sup>		VALUE OF PRODUCTS		VALUE ADDED BY MANUFACTURE <sup>2</sup>	
	1939	1929	1939	1929	1939	1929	1939	1929
All establishments.....	7,984	8,285	433,471	432,078	\$3,428,947,188	\$3,856,860,420	\$1,524,113,554	\$1,720,885,864
\$5,000 to \$19,999.....	2,418	2,335	8,447	6,503	27,474,251	27,232,358	16,742,565	17,376,981
\$20,000 to \$49,999.....	1,772	1,876	18,674	14,299	56,723,262	59,437,550	35,197,996	38,062,353
\$50,000 to \$99,999.....	1,095	1,141	24,438	18,180	77,173,089	81,121,696	46,650,330	49,900,191
\$100,000 to \$249,999.....	1,096	1,201	42,686	35,929	173,783,711	190,047,332	93,153,344	108,250,683
\$250,000 to \$499,999.....	606	666	42,817	38,220	211,867,344	233,461,516	109,083,213	124,420,079
\$500,000 to \$999,999.....	463	455	56,603	51,466	326,007,143	326,747,223	161,984,788	170,255,812
\$1,000,000 to \$2,499,999.....	315	371	69,864	77,366	493,452,731	577,679,696	245,791,895	286,864,046
\$2,500,000 to \$4,999,999.....	120	134	51,249	61,102	417,050,623	473,715,106	202,824,107	229,907,326
\$5,000,000 and over.....	99	106	118,693	129,013	1,045,415,034	1,887,417,943	612,685,310	695,728,393

<sup>1</sup> See headnotes to tables 3 and 4.<sup>2</sup> See GENERAL EXPLANATIONS—Value added by manufacture.

TABLE 7.—ESTABLISHMENTS CLASSIFIED AS UNDER CORPORATE OR OTHER FORM OF OWNERSHIP (OR CONTROL) AND AS UNDER CENTRAL-ADMINISTRATIVE-OFFICE OR INDEPENDENT OPERATION: 1939 AND 1929

TYPE OF OWNERSHIP OR CONTROL, AND OF OPERATION	NUMBER OF ESTABLISHMENTS		WAGE EARNERS (AVERAGE FOR YEAR) <sup>1</sup>		VALUE OF PRODUCTS		VALUE ADDED BY MANUFACTURE <sup>2</sup>	
	1939	1929	1939	1929	1939	1929	1939	1929
Total.....	7,984	8,285	433,471	432,078	\$3,428,947,188	\$3,856,860,420	\$1,524,113,554	\$1,720,885,864
TYPE OF OPERATION								
1939 <sup>3</sup>								
Corporate ownership or control:								
Central-administrative-office (plural-unit).....	1,385	( <sup>4</sup> )	245,679	( <sup>4</sup> )	2,500,248,508	( <sup>4</sup> )	1,033,052,842	( <sup>4</sup> )
Independent (single-unit).....	3,268	( <sup>4</sup> )	143,933	( <sup>4</sup> )	776,953,091	( <sup>4</sup> )	410,210,367	( <sup>4</sup> )
Noncorporate ownership:								
Central-administrative-office (plural-unit).....	158	( <sup>4</sup> )	6,687	( <sup>4</sup> )	28,325,618	( <sup>4</sup> )	12,566,879	( <sup>4</sup> )
Independent (single-unit).....	3,173	( <sup>4</sup> )	37,172	( <sup>4</sup> )	123,419,971	( <sup>4</sup> )	68,283,466	( <sup>4</sup> )
1939 AND 1929 <sup>3</sup>								
Central-administrative-office (plural-unit), corporate and noncorporate.....	1,543	1,159	252,366	237,963	2,528,574,126	2,603,150,489	1,045,619,721	1,062,278,232
Independent (single-unit), corporate and noncorporate.....	6,441	7,126	181,105	194,115	900,373,062	1,253,709,931	478,493,833	658,607,632
TYPE OF OWNERSHIP OR CONTROL								
Corporate.....	4,653	4,360	389,612	392,573	3,277,201,599	3,638,011,487	1,443,263,209	1,611,000,513
Noncorporate, total.....	3,331	3,925	43,859	39,505	151,746,589	218,848,933	80,850,345	109,885,351
Individual.....	2,419	( <sup>4</sup> )	23,358	( <sup>4</sup> )	81,827,142	( <sup>4</sup> )	44,309,622	( <sup>4</sup> )
Partnership.....	879	( <sup>4</sup> )	19,975	( <sup>4</sup> )	67,627,943	( <sup>4</sup> )	35,371,694	( <sup>4</sup> )
Cooperative.....	16	( <sup>4</sup> )	344	( <sup>4</sup> )	1,520,379	( <sup>4</sup> )	609,781	( <sup>4</sup> )
Other.....	17	( <sup>4</sup> )	182	( <sup>4</sup> )	870,125	( <sup>4</sup> )	499,248	( <sup>4</sup> )

<sup>1</sup> See headnotes to tables 3 and 4.<sup>2</sup> See GENERAL EXPLANATIONS—Value added by manufacture.<sup>3</sup> Because of changes in the questionnaire, no comparable figures for 1929 can be given for the first section of this table. For this reason, the items have been regrouped under "1939 and 1929" to present comparable figures so far as this can be done.<sup>4</sup> No data.

TABLE 8.—GENERAL STATISTICS FOR

[This table presents separate figures for each industry for which it is possible to publish such figures without disclosing exact or approximate data for individual establishments, are given, however, reported larger numbers of wage earners or

Group No.	INDUSTRY	*Number of establishments	*Pro- pri- tors and firm mem- bers	*PERSONS EMPLOYED IN MANUFACTURING ESTABLISHMENTS <sup>1</sup>						
				Total <sup>2</sup>	Salaried officers of corporations <sup>3</sup>	Manufacturing		Distri- bution	Con- struc- tion	Other
						Salaried employ- ees <sup>4</sup>	Wage earners (average for year) <sup>5</sup>			
1	All industries, total.....	7,984	4,450	533,475	7,266	55,618	433,471	28,544	6,609	1,967
2 13	Abrasive wheels, stones, paper, cloth, and related products.....	3	2	112	1	12	95	3		1
3 17	Agricultural machinery (except tractors).....	3	3	44	1	5	38			
4 15	Alloying and rolling and drawing of nonferrous metals, except aluminum.....	11	2	3,054	7	270	2,626	45	86	20
5 15	Aluminum products (including rolling and drawing and extruding), not elsewhere classified.....	9	4	2,546	4	476	2,065	1		
6 3	Artificial leather and oilcloth.....	10	1	1,200	23	113	948	96	20	
7 20	Artists' materials.....	6	5	90	3	17	58	12		
8 13	Asbestos products (except steam packing and pipe and boiler covering).....	7		2,788	7	263	2,333	59	120	6
9 16	Automotive electrical equipment.....	8	1	370	15	42	270	35		8
10 1	Baking powder, yeast, and other leavening compounds.....	3		603	6	34	153	295	15	
11 6	Baskets for fruits and vegetables.....	9	7	404	5	23	428	8		
12 16	Batteries, storage and primary (dry and wet).....	11	1	2,033	9	194	1,648	178	3	1
13 20	Beauty-shop and barber-shop equipment.....	3		431	5	53	349	24		
14 4	Belts (apparel), regardless of material.....	7	3	609	10	51	432	10		
15 1	Biscuit, crackers, and pretzels.....	13	10	1,182	7	53	1,099	16	7	
16 17	Blowers; exhaust and ventilating fans.....	3		130	1	13	112	4		
17 19	Boat building and boat repairing.....	15	6	244	8	32	202	2		
18 14	Bolts, nuts, washers, and rivets—made in plants not operated in connection with rolling mills.....	8		778	15	167	549	43	4	
19 8	Bookbinding and related industries.....	34	23	2,051	32	141	1,820	58		
20 8	Books: printing without publishing.....	20	7	1,276	28	118	1,107	23		
21 8	Books: publishing without printing.....	3	2	21	2	19				
22 1	Bread and other bakery products (except biscuit, crackers, and pretzels).....	1,012	1,041	11,995	144	499	9,704	1,341	50	257
23 13	Brick and hollow structural tile.....	14	2	937	9	31	861	30	6	
24 20	Brooms.....	4	3	120	3	4	112	1		
25 20	Brushes.....	19	11	635	24	90	462	57	2	
26 20	Buttons.....	36	35	1,632	26	103	1,457	13	33	
27 1	Candy and other confectionery products.....	32	17	2,272	40	104	1,893	211	8	16
28 1	Canned and dried fruits and vegetables (including canned soups).....	16	3	4,842	21	404	4,303	95	16	3
29 4	Canvas products (except bags).....	15	7	227	7	22	163	35		
30 20	Carbon paper and inked ribbons.....	3		351	11	46	207	82	5	
31 3	Carpets and rugs, wool.....	7	1	2,788	15	215	2,494	64		
32 3	Carpets, rugs, and mats made from such materials as paper fiber, grass, jute, flax, sisal, cotton, cocoa fiber, and rags.....	4	1	86	3	3	75	5		
33 17	Cars and trucks, industrial.....	3	1	37	2	8	27			
34 6	Caskets, coffins, burial cases, and other morticians' goods.....	10	3	210	13	11	141	37	1	7
35 14	Cast-iron pipe and fittings.....	6		2,573	12	240	2,247	74		
36 1	Cheese.....	4	1	20		1	18	1		
37 9	Chemicals not elsewhere classified.....	79	4	16,871	60	3,126	11,796	653	980	256
38 4	Children's coats—made in contract factories.....	11	11	411	5	12	394			
39 4	Children's coats—made in inside factories or by jobbers engaging contractors.....	11	8	547	5	15	521	5	1	
40 4	Children's dresses—made in contract factories.....	34	39	1,408	3	23	1,380	2		
41 4	Children's dresses—made in inside factories or by jobbers engaging contractors.....	22	13	1,270	11	43	1,185	30		1
42 4	Children's and infants' wear not elsewhere classified—made in contract factories.....	4	2	77	1		76			
43 4	Children's and infants' wear not elsewhere classified—made in inside factories or by jobbers engaging contractors.....	12	11	1,188	8	35	1,109	34	1	1
44 13	China firing and decorating (for the trade).....	3	3	34	2	2	29	1		
45 1	Chocolate and cocoa products.....	4	3	370	8	22	303	31	4	2
46 6	Cigar boxes: wooden, part wooden.....	3		436	8	7	409	9		3
47 2	Cigarettes.....	3		1,255		56	1,078	49		72
48 2	Cigars.....	39	21	9,530	17	425	8,859	174	10	39
49 13	Clay refractories, including refractory cement (clay).....	8		408	6	40	348	11	3	
50 9	Cleaning and polishing preparations, blackings, and dressings.....	45	12	1,595	69	283	897	340		16
51 15	Clocks, watches, and materials and parts (except watchcases).....	4	4	409	7	36	342	24		
52 4	Clothing, leather and sheep-lined.....	13	14	806	14	46	716	28		2
53 3	Cloth sponging and miscellaneous special finishing.....	12		664	24	50	542	48		
54 9	Coal-tar products, crude and intermediate.....	6	1	290	5	41	241	1	2	
55 7	Coated and glazed paper.....	9		566	15	52	462	33	4	
56 4	Coats, suits, and skirts (except fur coats)—made in contract factories.....	89	99	3,933	55	69	3,794	4	2	9
57 4	Coats, suits, and skirts (except fur coats)—made in inside factories or by jobbers engaging contractors.....	18	5	1,191	23	47	1,097	24		
58 14	Cold-rolled steel sheets, and strip and cold-finished steel bars made in plants not operated in connection with hot-rolling mills.....	3		549	5	48	494	2		
59 15	Collapse tubes.....	6		742	14	49	650	23	3	3
60 9	Colors and pigments.....	23	1	2,004	31	428	1,358	32	146	9
61 17	Commercial laundry, dry-cleaning, and pressing machinery.....	4		111	7	24	59	21		
62 16	Communication equipment.....	26	7	9,988	25	2,169	7,030	502	198	64
63 9	Compressed and liquefied gases—not made in petroleum refineries or in natural-gasoline plants.....	14		520	4	37	269	210		
64 13	Concrete products.....	88	44	1,305	58	99	1,043	95	6	6
65 17	Construction and similar machinery (except mining and oil-field machinery and tools).....	5		610	10	171	406	17		
66 7	Converted paper products not elsewhere classified.....	17	7	1,418	37	96	1,030	253	2	

See footnotes at end of table.

# NEW JERSEY

621

## THE STATE, BY INDUSTRIES: 1939

and gives statistics for the remaining industries both in combination ("Other industries") and by industry groups. Certain of the industries for which combined figures larger values of products than some of those shown separately]

SALARIES AND WAGES							COST OF MATERIALS, SUPPLIES, FUEL, PURCHASED ELECTRIC ENERGY, AND CONTRACT WORK							Value of products	Value added by manufacture <sup>4</sup>	
Total <sup>2</sup>	Salaries of officers of corporations <sup>2</sup>	Manufacturing		Distribution	Construction	Other	Total	Materials and supplies	Fuel	Purchased electric energy	Contract work					
		Salaries <sup>2</sup>	Wages													
Dollars 757,546,068	Dollars 44,084,730	Dollars 118,869,388	Dollars 521,568,632	Dollars 56,957,269	Dollars 12,957,755	Dollars 3,078,294	Dollars 1,904,833,634	Dollars 1,824,370,746	Dollars 41,544,623	Dollars 22,206,622	Dollars 16,711,643	Dollars 3,428,947,186	Dollars 1,524,113,554	1		
(9)	(9)	(9)	(9)	(9)	(9)	(9)	(9)	(9)	(9)	(9)	(9)	(9)	(9)	2		
4,995,579	85,929	566,766	4,101,057	99,182	119,521	23,124	38,648,209	37,884,070	310,465	412,479	41,195	49,564,483	10,916,274	3		
(9)	(9)	(9)	(9)	(9)	(9)	(9)	(9)	(9)	(9)	(9)	(9)	(9)	(9)	4		
1,889,607	140,623	220,072	1,273,488	229,158	20,266		5,035,511	4,853,616	92,404	77,684	11,807	8,224,585	3,189,074	5		
(9)	(9)	(9)	(9)	(9)	(9)	(9)	(9)	(9)	(9)	(9)	(9)	(9)	(9)	6		
3,890,135	50,012	563,940	3,035,206	43,277	192,586	7,114	6,108,559	5,798,544	334,307	65,329	379	18,709,840	12,541,281	7		
526,717	58,647	82,556	297,795	63,060		24,659	536,369	513,227	6,519	16,623		1,241,668	705,299	8		
(9)	(9)	(9)	(9)	(9)	(9)	(9)	(9)	(9)	(9)	(9)	(9)	(9)	(9)	9		
395,349	22,207	42,483	313,886	16,773			380,253	369,343	3,184	7,726		901,055	520,802	10		
(9)	(9)	(9)	(9)	(9)	(9)	(9)	(9)	(9)	(9)	(9)	(9)	(9)	(9)	11		
3,365,207	55,855	449,059	2,310,552	539,718	8,265	1,848	6,514,654	6,027,388	224,487	262,779		12,965,408	6,450,754	12		
(9)	(9)	(9)	(9)	(9)	(9)	(9)	(9)	(9)	(9)	(9)	(9)	(9)	(9)	13		
565,174	95,156	69,765	376,385	23,868			1,010,787	1,003,544	1,297	5,946		1,890,851	880,064	14		
981,154	26,018	98,653	828,036	17,755	10,692		3,456,376	3,350,848	59,333	37,195		5,488,867	2,032,491	15		
(9)	(9)	(9)	(9)	(9)	(9)	(9)	(9)	(9)	(9)	(9)	(9)	(9)	(9)	16		
394,825	46,914	55,508	272,813	19,500			513,503	501,197	1,038	11,268		1,046,441	532,938	17		
(9)	(9)	(9)	(9)	(9)	(9)	(9)	(9)	(9)	(9)	(9)	(9)	(9)	(9)	18		
1,246,429	125,367	309,571	688,038	110,588	12,865		1,616,119	1,537,607	34,651	39,682	4,779	4,638,534	3,022,415	19		
2,519,423	208,327	309,195	1,882,525	102,484	16,892		2,451,570	2,091,871	24,033	47,269	288,397	6,965,083	4,513,513	20		
2,322,610	209,278	256,387	1,788,327	68,618			1,863,321	1,624,564	18,835	44,366	175,616	5,161,996	3,298,675	21		
(9)	(9)	(9)	(9)	(9)	(9)	(9)	(9)	(9)	(9)	(9)	(9)	(9)	(9)	22		
16,875,535	495,199	984,673	13,729,440	1,336,069	98,799	231,555	28,666,254	27,228,425	864,431	573,068	300	60,261,890	31,595,636	23		
1,104,849	60,100	60,537	905,748	67,157	11,307		661,847	661,847	457,010	66,083	324	2,393,122	1,731,275	24		
115,120	8,900	5,918	104,302	1,000			157,834	155,116	363	2,355		337,005	179,171	25		
856,268	129,965	136,679	464,606	120,269	4,749		2,097,278	2,071,672	10,563	14,885	158	3,457,759	1,390,481	26		
1,720,266	116,218	175,447	1,357,391	55,837	24,373		1,798,475	1,571,610	32,547	75,391	118,927	4,214,157	2,415,682	27		
(9)	(9)	(9)	(9)	(9)	(9)	(9)	(9)	(9)	(9)	(9)	(9)	(9)	(9)	28		
1,887,419	200,537	181,660	1,275,917	201,422	14,268	13,615	4,196,489	4,066,466	65,429	64,564		7,557,040	3,360,551	29		
(9)	(9)	(9)	(9)	(9)	(9)	(9)	(9)	(9)	(9)	(9)	(9)	(9)	(9)	30		
346,704	50,221	48,394	196,663	52,526			1,380,052	1,366,098	7,208	5,846		2,079,506	699,454	31		
(9)	(9)	(9)	(9)	(9)	(9)	(9)	(9)	(9)	(9)	(9)	(9)	(9)	(9)	32		
3,832,810	151,743	472,318	3,070,508	138,241			7,524,869	7,006,444	123,928	78,432	316,065	16,515,463	8,990,594	33		
(9)	(9)	(9)	(9)	(9)	(9)	(9)	(9)	(9)	(9)	(9)	(9)	(9)	(9)	34		
78,034	17,560	4,802	48,587	7,085			175,426	171,914	732	2,780		262,360	86,943	35		
(9)	(9)	(9)	(9)	(9)	(9)	(9)	(9)	(9)	(9)	(9)	(9)	(9)	(9)	36		
304,769	51,000	19,853	171,053	52,230	1,150	9,483	494,113	479,504	5,130	9,361	178	879,080	384,967	37		
3,861,078	167,841	542,616	2,940,165	210,456			5,138,359	4,442,479	507,203	154,735	33,942	10,847,319	5,708,960	38		
20,897	2,340	17,557	1,000	1,000			152,124	147,729	1,500	2,895		215,421	63,297	39		
32,456,301	479,954	7,985,539	20,059,764	1,627,216	1,892,115	411,713	82,681,642	77,534,313	3,841,585	1,305,744		192,184,743	109,503,101	40		
(9)	(9)	(9)	(9)	(9)	(9)	(9)	(9)	(9)	(9)	(9)	(9)	(9)	(9)	41		
587,380	10,300	63,309	500,971	5,500	1,300		1,647,456	1,604,144	1,021	8,291	34,000	2,815,269	1,167,813	42		
850,693	5,056	34,664	809,193	1,780			56,779	32,780	4,143	16,476	3,380	1,186,941	1,130,162	43		
983,776	45,960	76,905	836,774	23,347		700	1,945,159	1,688,018	2,578	17,105	237,458	3,829,172	1,884,013	44		
(9)	(9)	(9)	(9)	(9)	(9)	(9)	(9)	(9)	(9)	(9)	(9)	(9)	(9)	45		
47,618	1,364	46,254					3,592	2,107	285	1,200		61,035	57,443	46		
(9)	(9)	(9)	(9)	(9)	(9)	(9)	(9)	(9)	(9)	(9)	(9)	(9)	(9)	47		
1,028,589	53,612	80,110	864,729	27,415	1,300	1,423	2,326,639	1,976,420	2,457	15,394	332,368	3,920,936	1,594,297	48		
25,987	4,300	18,196	18,196	771			26,551	23,449	2,307	231	504	82,954	56,403	49		
591,542	76,102	83,592	300,523	122,594	6,609	2,032	1,814,244	1,742,076	19,836	52,332		2,738,861	924,617	50		
409,731	104,014	13,153	278,995	9,696			398,674	388,731	1,319	8,624		980,981	591,307	51		
(9)	(9)	(9)	(9)	(9)	(9)	(9)	(9)	(9)	(9)	(9)	(9)	(9)	(9)	52		
7,174,615	126,966	705,170	5,987,078	292,047	25,216	38,038	15,280,155	15,134,989	34,940	110,226		29,690,981	14,410,826	53		
476,782	36,649	78,529	333,607	20,779	1,218		409,373	322,465	70,771	13,837	2,300	1,368,077	959,704	54		
2,500,813	359,566	396,216	1,010,940	715,517		18,574	5,543,908	5,416,312	60,080	49,785	17,631	11,279,825	5,736,017	55		
395,108	60,620	50,583	236,578	47,321			540,456	528,058	1,016	11,216	166	1,169,930	629,474	56		
(9)	(9)	(9)	(9)	(9)	(9)	(9)	(9)	(9)	(9)	(9)	(9)	(9)	(9)	57		
774,181	46,077	59,407	615,219	51,702		1,716	1,977,859	1,878,220	905	10,109	88,625	3,205,246	1,227,387	58		
1,029,968	171,306	102,303	665,274	88,085			2,374,883	2,273,222	57,180	24,481		4,707,263	2,352,350	59		
(9)	(9)	(9)	(9)	(9)	(9)	(9)	(9)	(9)	(9)	(9)	(9)	(9)	(9)	60		
747,124	84,419	88,598	515,428	54,091	4,588		3,579,087	3,508,492	12,248	58,347		6,330,012	2,750,925	61		
3,408,610	132,990	94,723	3,163,477	9,726	1,976	5,718	218,559	122,638	26,919	51,800	17,202	4,443,890	4,225,331	62		
(9)	(9)	(9)	(9)	(9)	(9)	(9)	(9)	(9)	(9)	(9)	(9)	(9)	(9)	63		
1,345,816	94,005	92,723	1,126,061	33,027			4,306,494	4,109,245	1,273	18,698	177,278	6,596,613	2,290,119	64		
(9)	(9)	(9)	(9)	(9)	(9)	(9)	(9)	(9)	(9)	(9)	(9)	(9)	(9)	65		
1,000,000	180,736	118,882	626,535	63,389	6,608	3,850	2,201,957	2,160,404	13,355	28,198		3,996,485	1,794,528	66		
3,573,078	276,465	977,908	2,101,785	64,647	144,437	7,776	10,862,489	10,043,396	644,757	174,336		20,971,070	10,108,581	67		
190,743	26,440	34,854	77,234	52,215			311,629	305,756	1,899	2,614	1,360	832,455	520,826	68		
17,658,819	199,079	6,169,716	9,642,293	1,046,278	503,453	98,000	10,743,516	10,263,525	218,491	110,700	150,800	38,275,287	27,531,771	69		
(9)	(9)	(9)	(9)	(9)	(9)	(9)	(9)	(9)	(9)	(9)	(9)	(9)	(9)	70		
961,063	46,990	101,989	400,391	411,684			1,161,958	927,899	16,962	217,097		4,328,047	3,166,089	71		
1,824,106	256,467	141,711	1,245,769	166,624	6,091	7,444	3,379,468	3,228,762	65,277	83,378	2,051	7,459,608	4,080,140	72		

TABLE 8.—GENERAL STATISTICS FOR THE

Group No.	INDUSTRY	*Number of establishments	*Pro- pri- etors and firm members	*PERSONS EMPLOYED IN MANUFACTURING ESTABLISHMENTS <sup>1</sup>						
				Total <sup>2</sup>	Salaried officers of corporations <sup>2</sup>	Manufacturing		Distri- bution	Con- struc- tion	Other
						Salaried employ- ees <sup>2</sup>	Wage earners (average for year) <sup>3</sup>			
1	1	3		675		141	506	27	1	
2	6	15	3	592	13	67	493	18	1	
3	3	5	2	434	7	50	357	20		
4	6	8	1	719	8	72	547	84	5	3
5	4	26	6	3,799	28	226	3,391	142	4	8
6	20	4	2	193	5	7	181			
7	3	22	5	1,279	29	89	1,124	37		
8	3	8	2	201	7	19	169	6		
9	3	8	7	283	9	17	228	29		
10	1	3	1	26	4	2	9	11		
11	4	12	5	755	11	31	685	25		3
12	14	29	9	1,933	49	102	1,508	273	1	
13	20	4	3	69	2	0	55	3		
14	7	9	3	225	10	16	178	15		6
15	20	6	1	654	10	44	579	17	4	
16	9	65	4	4,393	94	598	2,592	1,004	64	41
17	3	124	28	13,957	238	1,116	12,291	276	30	6
18	3	3		735	7	121	587	20		
19	16	6	1	140	10	11	106	13		
20	16	8	1	3,344	15	675	2,391	198	64	1
21	16	15	3	2,562	20	563	1,481	459	39	
22	16	21	3	6,063	26	805	4,822	374	36	
23	15	30	27	262	14	12	231	5		
24	8	6	3	122	6	10	88	18		
25	17	10		1,286	20	305	927	34		
26	4	42	54	321	2	4	313	2		
27	4	327	335	3,024	97	71	2,772	82		2
28	14	13	1	1,309	23	112	1,137	37		
29	14	5	7	14			14			
30	15	5	4	36	3	1	29	3		
31	8	25	9	626	36	40	517	33		
32	9	5		2,654		191	2,439		24	
33	20	21	2	1,421	39	143	1,103	46	28	2
34	14	52	11	1,539	81	149	1,277	31	1	
35	20	5	5	118	2	6	108	2		
36	3	3		380	3	23	351	3		
37	9	22	5	875	26	81	711	54	3	
38	7	14	5	1,241	19	147	1,050	21	4	
39	14	3		177	6	24	143	4		
40	3	21	7	1,290	26	73	1,161	30		
41	9	11	2	177	14	14	142	6		1
42	9	3		78	8	8	51	11		
43	1	17	9	212	12	39	130	31		
44	13	14	4	1,217	21	61	1,091	34	10	
45	1	9	4	90	9	8	55	18		
46	1	25	4	913	21	95	669	121	3	4
47	17	12	2	397	18	52	290	37		
48	12	23	3	2,826	53	153	2,530	78	6	
49	14	10	5	560	12	50	482	16		
50	4	10	6	206	4	9	170	23		
51	20	17	5	1,765	38	96	1,560	55	16	
52	14	3		74	3	5	66			
53	20	16	4	1,892	24	172	1,662	30	4	
54	8	350	293	4,483	174	493	3,401	415		
55	16	31	3	4,838	45	929	3,602	249	5	8
56	13	7		3,856	11	372	3,386	67	20	
57	9	6		263	9	62	177	5	10	
58	15	4		65	2	21	24	18		
59	14	46	13	3,141	69	215	2,807	60		
60	9	17	9	452	28	36	345	35	6	2
61	8	3	2	50		4	41	5		
62	4	11	5	962	12	11	939			
63	4	13	1	2,069	15	73	1,897	82		2
64	20	13	12	171	9	27	122	13		
65	14	15	9	761	15	84	611	35	16	
66	3	6		715	9	26	665	15		
67	3	8	6	521	7	23	480	11		
68	14	6	3	100	6	15	70	3		
69	3	49	19	6,425	47	218	6,108	28	21	3
70	4	54	47	2,866	28	43	2,792	2		1
71	4	23	13	1,293	17	66	1,160	47		3
72	4	18	13	610	10	71	496	33		
73	6	25	6	1,359	45	94	1,159	60		1
74	1	62	32	942	31	70	352	455	12	22

See footnotes at end of table.

## STATE, BY INDUSTRIES: 1939—Continued

SALARIES AND WAGES							COST OF MATERIALS, SUPPLIES, FUEL, PURCHASED ELECTRIC ENERGY, AND CONTRACT WORK							Value of products	Value added by manu- facture <sup>4</sup>
Total <sup>2</sup>	Salaries of officers of corpora- tions <sup>2</sup>	Manufacturing		Distri- bution	Con- struc- tion	Other	Total	Materials and supplies	Fuel	Pur- chased electric energy	Contract work				
		Salaries <sup>2</sup>	Wages												
Dollars	Dollars	Dollars	Dollars	Dollars	Dollars	Dollars	Dollars	Dollars	Dollars	Dollars	Dollars	Dollars	Dollars		
1,090,320	337,078	686,647	74,071	1,524	17,510,588	17,284,372	120,568	81,114	18,534	22,010,112	4,499,524	1			
894,187	170,294	611,572	29,403	2,250	1,392,462	1,396,891	13,393	12,178	2,661,134	1,268,672	2				
( <sup>3</sup> )	( <sup>3</sup> )	( <sup>3</sup> )	( <sup>3</sup> )	( <sup>3</sup> )	( <sup>3</sup> )	( <sup>3</sup> )	( <sup>3</sup> )	( <sup>3</sup> )	( <sup>3</sup> )	( <sup>3</sup> )	( <sup>3</sup> )	3			
1,096,479	44,561	135,989	708,949	194,608	7,807	4,565	2,256,609	134,091	59,971	5,325,785	2,875,114	4			
3,653,808	222,464	486,641	2,737,295	193,269	5,099	0,040	4,745,218	4,147	33,592	10,311,664	5,288,336	5			
111,508	40,250	4,223	67,035	124,583	128,495	117,476	432	587	10,000	287,806	159,311	6			
1,524,207	160,161	160,651	1,078,812	11,783	2,442,411	2,353,737	49,442	56,143	3,059	5,256,710	2,814,299	7			
257,060	37,778	33,353	173,271	12,658	298,308	285,598	2,389	10,321	7,638	715,384	417,076	8			
315,965	66,691	29,846	176,892	42,536	1,440,770	1,409,264	4,695	19,173	7,638	2,164,422	723,652	9			
( <sup>3</sup> )	( <sup>3</sup> )	( <sup>3</sup> )	( <sup>3</sup> )	( <sup>3</sup> )	( <sup>3</sup> )	( <sup>3</sup> )	( <sup>3</sup> )	( <sup>3</sup> )	( <sup>3</sup> )	( <sup>3</sup> )	( <sup>3</sup> )	10			
486,943	36,339	50,215	352,931	43,077	1,731,416	1,713,502	2,791	10,255	4,868	2,628,677	897,261	11			
2,899,878	410,185	233,212	1,701,263	553,469	2,163,822	2,021,388	44,500	73,400	24,534	6,587,316	4,423,494	12			
83,382	14,274	14,939	42,386	11,783	173,377	160,279	3,036	10,062	3,036	346,385	173,008	13			
357,749	80,780	29,434	193,833	36,496	433,203	422,143	1,984	9,076	1,072,566	639,363	417,076	14			
665,350	76,570	63,784	486,658	33,250	581,532	550,074	9,177	8,095	14,186	1,501,409	919,877	15			
7,761,221	1,030,812	1,294,040	2,993,786	2,260,105	16,722,328	16,191,727	314,682	164,477	51,442	48,723,034	32,000,706	16			
17,485,205	1,490,605	2,209,295	13,172,188	593,632	19,742,606	17,091,545	2,187,767	462,542	752	46,206,989	26,464,383	17			
( <sup>3</sup> )	( <sup>3</sup> )	( <sup>3</sup> )	( <sup>3</sup> )	( <sup>3</sup> )	( <sup>3</sup> )	( <sup>3</sup> )	( <sup>3</sup> )	( <sup>3</sup> )	( <sup>3</sup> )	( <sup>3</sup> )	( <sup>3</sup> )	18			
162,792	33,362	11,682	101,845	15,903	355,861	344,172	3,554	6,038	2,097	601,504	245,643	19			
( <sup>3</sup> )	( <sup>3</sup> )	( <sup>3</sup> )	( <sup>3</sup> )	( <sup>3</sup> )	( <sup>3</sup> )	( <sup>3</sup> )	( <sup>3</sup> )	( <sup>3</sup> )	( <sup>3</sup> )	( <sup>3</sup> )	( <sup>3</sup> )	20			
4,410,465	104,566	1,372,832	2,264,481	512,474	3,421,547	3,250,664	57,891	112,992	10,731,055	7,309,508	21				
8,516,135	197,545	1,856,751	5,608,920	767,714	10,259,057	9,756,168	159,840	313,758	29,291	32,547,781	22,288,724	22			
314,074	35,378	15,749	250,561	6,386	154,142	115,979	13,826	24,337	583,697	583,697	583,697	23			
263,647	32,878	16,184	177,464	37,121	184,356	65,646	5,419	10,454	2,837	506,217	421,861	24			
2,217,473	119,511	634,934	1,382,594	80,434	2,474,429	2,297,476	45,151	55,763	76,039	8,136,692	5,602,233	25			
241,684	3,840	5,748	230,059	2,037	86,290	58,226	4,761	3,809	19,494	542,048	455,758	26			
3,059,218	335,715	127,427	2,444,864	149,327	4,894,695	3,884,714	56,882	113,377	839,722	10,777,329	5,882,634	27			
1,986,153	170,262	270,264	1,455,625	90,012	2,643,806	2,413,189	98,971	104,875	26,771	6,125,547	3,481,741	28			
14,900	14,960	14,960	14,960	18,158	16,082	1,494	582	582	40,132	58,290	40,132	29			
67,556	17,488	3,400	43,216	3,452	6,252	4,625	183	619	825	102,884	96,632	30			
1,010,137	180,131	74,188	711,081	44,737	178,649	150,898	11,215	10,238	6,298	1,485,691	1,307,042	31			
( <sup>3</sup> )	( <sup>3</sup> )	( <sup>3</sup> )	( <sup>3</sup> )	( <sup>3</sup> )	( <sup>3</sup> )	( <sup>3</sup> )	( <sup>3</sup> )	( <sup>3</sup> )	( <sup>3</sup> )	( <sup>3</sup> )	( <sup>3</sup> )	32			
1,870,924	228,489	300,289	1,201,415	83,839	2,018,200	1,861,306	72,736	84,008	150	4,684,397	2,666,197	33			
2,368,035	281,606	313,968	1,696,928	74,233	6,706,726	6,553,149	47,466	49,749	56,362	10,770,139	4,063,413	34			
55,801	2,260	3,650	47,891	2,000	58,593	56,595	887	1,111	143,455	143,455	84,862	35			
( <sup>3</sup> )	( <sup>3</sup> )	( <sup>3</sup> )	( <sup>3</sup> )	( <sup>3</sup> )	( <sup>3</sup> )	( <sup>3</sup> )	( <sup>3</sup> )	( <sup>3</sup> )	( <sup>3</sup> )	( <sup>3</sup> )	( <sup>3</sup> )	36			
1,183,757	77,958	143,339	832,334	125,939	4,947,070	4,842,021	72,102	32,947	7,106,755	2,159,687	37				
1,578,232	59,187	261,983	1,214,442	35,102	2,829,828	2,679,082	97,374	53,372	6,454,288	3,624,460	38				
( <sup>3</sup> )	( <sup>3</sup> )	( <sup>3</sup> )	( <sup>3</sup> )	( <sup>3</sup> )	( <sup>3</sup> )	( <sup>3</sup> )	( <sup>3</sup> )	( <sup>3</sup> )	( <sup>3</sup> )	( <sup>3</sup> )	( <sup>3</sup> )	39			
1,307,532	158,239	108,150	991,949	49,194	2,494,382	2,409,830	41,874	31,126	11,552	4,457,622	1,963,240	40			
240,631	81,370	29,157	117,808	12,296	222,835	207,248	11,436	4,151	689,405	466,570	41				
293,445	162,665	14,532	82,322	33,926	452,755	401,624	40,214	10,917	923,300	470,545	42				
( <sup>3</sup> )	( <sup>3</sup> )	( <sup>3</sup> )	( <sup>3</sup> )	( <sup>3</sup> )	( <sup>3</sup> )	( <sup>3</sup> )	( <sup>3</sup> )	( <sup>3</sup> )	( <sup>3</sup> )	( <sup>3</sup> )	( <sup>3</sup> )	43			
1,246,502	88,761	97,801	984,042	61,135	1,251,302	969,286	226,649	55,367	3,154,098	1,902,796	44				
174,382	46,789	17,923	67,322	42,348	1,119,324	1,095,433	2,121	21,770	1,378,916	259,592	45				
1,109,493	84,748	221,054	650,903	146,716	8,686,650	8,588,666	38,219	59,765	12,211,018	3,524,368	46				
720,202	100,719	105,642	445,863	67,978	845,592	798,460	11,929	17,641	17,662	2,040,410	1,194,818	47			
2,805,212	292,900	270,734	2,051,555	183,978	4,178,942	4,093,069	9,728	39,878	39,878	8,000,688	3,821,746	48			
1,049,289	108,231	132,876	739,680	68,502	1,310,825	1,081,910	196,010	17,923	14,982	3,461,210	2,150,385	49			
328,758	34,391	27,355	244,727	22,255	1,071,791	1,053,599	532	7,953	9,707	1,597,795	526,004	50			
3,959,107	249,892	351,886	3,162,614	169,680	1,056,564	970,607	28,479	57,478	7,014,721	5,958,157	51				
94,454	20,110	7,462	66,873	95,922	105,864	95,626	9,609	629	306,205	200,341	52				
1,969,717	173,744	333,890	1,359,126	7,035	2,250,692	2,182,612	29,265	38,815	6,108,627	3,867,935	53				
7,551,879	689,768	1,014,147	5,038,973	809,001	7,084,354	6,068,315	82,595	170,522	762,922	18,621,829	11,537,475	54			
8,150,950	346,070	1,901,504	5,318,271	569,206	9,841,295	9,530,590	127,104	151,945	31,650	24,997,846	15,156,551	55			
5,235,355	85,486	686,499	4,234,375	197,892	6,559,079	4,831,805	1,279,477	447,797	17,360,113	10,801,034	56				
( <sup>3</sup> )	( <sup>3</sup> )	( <sup>3</sup> )	( <sup>3</sup> )	( <sup>3</sup> )	( <sup>3</sup> )	( <sup>3</sup> )	( <sup>3</sup> )	( <sup>3</sup> )	( <sup>3</sup> )	( <sup>3</sup> )	( <sup>3</sup> )	57			
4,283,552	375,853	412,064	3,419,427	75,608	3,044,067	2,535,883	317,530	146,373	9,198,148	6,154,081	58				
789,001	132,640	69,003	512,535	66,361	4,433,785	4,288,678	112,348	32,759	5,840,852	1,407,067	59				
( <sup>3</sup> )	( <sup>3</sup> )	( <sup>3</sup> )	( <sup>3</sup> )	( <sup>3</sup> )	( <sup>3</sup> )	( <sup>3</sup> )	( <sup>3</sup> )	( <sup>3</sup> )	( <sup>3</sup> )	( <sup>3</sup> )	( <sup>3</sup> )	60			
659,634	47,652	17,387	593,995	593,995	140,301	116,662	766	11,209	1,002,796	862,495	61				
1,836,640	163,442	118,455	1,412,036	141,216	5,226,852	4,802,421	10,610	17,188	306,633	8,068,396	2,841,544	62			
240,073	51,970	36,166	128,707	23,230	197,679	189,055	3,506	4,507	611	567,184	369,505	63			
1,024,253	137,957	116,071	654,555	93,695	1,251,391	1,205,456	12,819	27,877	5,239	3,047,601	1,796,210	64			
965,514	56,525	55,014	823,772	30,203	1,285,196	1,191,359	51,890	37,209	4,048	2,524,842	1,239,646	65			
( <sup>3</sup> )	( <sup>3</sup> )	( <sup>3</sup> )	( <sup>3</sup> )	( <sup>3</sup> )	( <sup>3</sup> )	( <sup>3</sup> )	( <sup>3</sup> )	( <sup>3</sup> )	( <sup>3</sup> )	( <sup>3</sup> )	( <sup>3</sup> )	66			
163,687</															

TABLE 8.—GENERAL STATISTICS FOR THE

Group No.	INDUSTRY	*Number of establishments	*Pro- pri- etors and firm members	*PERSONS EMPLOYED IN MANUFACTURING ESTABLISHMENTS 1						
				Total 2	Salaried officers of corporations 3	Manufacturing		Distrib- ution	Con- struction	Other
						Salaried employ- ees 4	Wage earners (average for year) 5			
1	Ice, manufactured.....	103	21	836	50	108	520	135	4	10
2	Industrial leather belting and packing leather.....	6	1	47	8	4	24	11		
3	Industrial machinery, not elsewhere classified.....	38	14	4,542	48	902	3,390	160	33	9
4	Insecticides, fungicides, and related industrial and household chemical compounds.....	61	10	1,265	64	240	816	126	14	5
5	Insulated wire and cable.....	6		851	14	72	736	26	3	
6	Jewelers' findings and materials.....	7	4	330	7	23	265	35		
7	Jewelry cases and instrument cases.....	9	6	520	9	47	398	66		
8	Jewelry (precious metals).....	65	32	2,044	88	291	1,531	126		8
9	Knitted cloth.....	16	6	1,070	12	82	958	18		
10	Knitted underwear (except knit gloves)—contract factories.....	21	22	862	8	26	828			
11	Knitted underwear (except knit gloves)—regular factories or jobbers en- gaging contractors.....	29	17	1,141	31	67	1,005	36	2	
12	Lace goods.....	11	9	686	18	37	596	35		
13	Lamp shades.....	3	1	444	3	22	384	33	2	
14	Lapidary work.....	3	4	79	3	6	66	2		2
15	Leather goods not elsewhere classified.....	13	7	655	17	15	608	15		
16	Leather: tanned, curried, and finished—contract factories.....	21	16	653	29	24	588	12		
17	Leather: tanned, curried, and finished—regular factories or jobbers en- gaging contractors.....	32	4	2,689	74	140	2,390	77	8	
18	Lighting fixtures.....	21	9	1,399	30	180	1,181	38		
19	Lime.....	3		113	4	16	71	22		
20	Linoleum, asphalted-felt-base, and other hard-surface floor coverings, not elsewhere classified.....	8		2,488	19	230	2,055	182	2	
21	Linseed oil, cake, and meal.....	3		1,031		68	963			
22	Liquors, distilled.....	3	1	100	5	10	51	33	1	
23	Liquors, rectified or blended.....	12	1	344	9	72	258	4		1
24	Lithographing and photo-lithographing (including preparation of stones or plates and dry transfers).....	14	3	926	28	121	733	44		
25	Lubricating oils and greases—not made in petroleum refineries.....	18	2	386	8	57	253	65	2	1
26	Macaroni, spaghetti, vermicelli, and noodles.....	11	8	476	7	39	326	104		
27	Machine and hand typesetting (including advertisement typesetting).....	16	8	423	20	63	338	2		
28	Machine-shop products, not elsewhere classified.....	99	44	3,168	121	406	2,121	337	28	95
29	Machine-shop repairs.....	31	21	244	18	29	194	3		
30	Machine-tool and other metalworking-machinery accessories, metal- cutting and shaping tools, and machinists' precision tools.....	56	24	898	56	68	750	17	1	6
31	Machine tools.....	5		613	12	78	492	31		
32	Malleable-iron castings.....	3		816	8	66	730	12		
33	Malt liquors.....	14		3,151	38	218	1,350	1,352	101	92
34	Mattresses and bedsprings.....	39	34	1,745	26	239	1,397	82		1
35	Measuring instruments, mechanical (except electrical measuring instru- ments, watches, and clocks).....	4	1	376	7	35	302	28	1	3
36	Meat packing, wholesale.....	31	11	4,110	43	428	3,070	558	4	7
37	Mechanical power-transmission equipment.....	7	1	2,105	12	342	1,603	140	2	
38	Men's and boys' hats and caps (except felt and straw).....	12	17	304	4	20	266	14		
39	Men's and boys' shirts (except work shirts), collars, and nightwear—made in contract factories.....	14	10	1,614	9	44	1,556	2		3
40	Men's and boys' shirts (except work shirts), collars, and nightwear—made in inside factories or by jobbers engaging contractors.....	26	16	4,164	19	198	3,922	24		1
41	Men's and boys' suits, coats, and overcoats (except work clothing)—made in contract factories.....	88	76	8,031	106	212	7,685	12	1	15
42	Men's and boys' suits, coats, and overcoats (except work clothing)—made in inside factories or by jobbers engaging contractors.....	21	12	2,643	16	102	2,463	56		6
43	Men's neckwear—made in contract factories.....	9	9	310	1	6	302	1		
44	Men's neckwear—made in inside factories or by jobbers engaging con- tractors.....	11	6	343	14	19	294	14		2
45	Metalworking machinery and equipment, not elsewhere classified.....	10	4	2,162	10	699	1,447	4	2	
46	Millinery.....	31	18	1,006	36	65	929	65	1	
47	Minerals and earths, ground or otherwise treated.....	7		132	15	19	83	13	2	
48	Mineral wool.....	4		222	3	19	184	8	8	
49	Mirror frames and picture frames.....	3		94	6	4	82	2		
50	Mirrors and other glass products made of purchased glass.....	38	25	956	40	67	813	31	4	1
51	Miscellaneous fabricated products not elsewhere classified.....	32	26	1,055	30	71	870	80	4	
52	Miscellaneous fabricated textile products not elsewhere classified.....	16	8	333	21	11	285	14	2	
53	Models and patterns (except paper patterns).....	30	25	190	15	8	165	2		
54	Monuments, tombstones, cut-stone, and stone products not elsewhere classified.....	23	8	221	26	27	147	18		3
55	Motor vehicles, motor-vehicle bodies, parts and accessories.....	38	7	11,223	50	1,170	8,979	1,018	3	3
56	Mucilage, paste, and other adhesives, except glue and rubber cement.....	3		29	2	3	20	4		
57	Musical instruments, parts, and materials not elsewhere classified.....	5	4	127	9	12	102	1	3	
58	Needles, pins, hooks and eyes, and slide and snap fasteners.....	7		421	10	17	387	7		
59	Newspapers: publishing and printing.....	177	97	5,539	166	1,784	2,742	843	4	
60	Newspapers: publishing without printing.....	32	10	103	12	80	2	9		
61	Nonalcoholic beverages.....	153	95	1,853	108	17	777	738	40	20
62	Nonclay refractories.....	4		255	1	27	216	11		1
63	Nonferrous-metal foundries (except aluminum).....	33	28	399	12	34	359	10		4
64	Nonferrous-metal products not elsewhere classified.....	30	13	1,538	38	216	1,206	48	13	19
65	Office and store machines not elsewhere classified.....	5	1	1,110	10	227	837	36		
66	Office furniture.....	3		343	8	57	218	45	15	
67	Oil burners, domestic and industrial.....	13	1	138	17	26	78	17		
68	Ophthalmic goods: lenses and fittings.....	9	1	556	21	48	455	27	5	
69	Paints, varnishes, and lacquers.....	101	19	5,354	141	995	3,269	882	34	33
70	Paper and paperboard mills.....	35		4,943	47	349	4,468	54	25	

See footnotes at end of table.

## NEW JERSEY

625

## STATE, BY INDUSTRIES: 1939—Continued

SALARIES AND WAGES							COST OF MATERIALS, SUPPLIES, FUEL, PURCHASED ELECTRIC ENERGY, AND CONTRACT WORK						Value of products	Value added by manu- facture
Total <sup>1</sup>	Salaries of officers of corporations <sup>2</sup>	Manufacturing		Distri- bution	Con- struc- tion	Other	Total	Materials and supplies	Fuel	Pur- chased electric energy	Contract work			
		Salaries <sup>1</sup>	Wages											
Dollars	Dollars	Dollars	Dollars	Dollars	Dollars	Dollars	Dollars	Dollars	Dollars	Dollars	Dollars	Dollars	Dollars	
1,236,744	171,578	196,639	694,089	161,667	5,171	7,600	982,907	159,455	92,392	731,060	18,134	4,274,633	3,291,726	
90,574	28,920	7,625	38,270	24,750			325,441	322,765	685	1,991		546,268	220,827	
7,505,825	309,629	1,849,141	4,963,086	318,402	54,170	11,397	7,514,617	6,908,373	260,077	328,033	18,134	23,185,379	15,670,762	
2,139,791	365,814	487,977	1,021,908	241,361	16,437	6,204	8,887,020	8,673,109	129,841	61,911	22,159	15,769,202	6,882,182	
1,093,355	92,418	162,926	782,542	48,874	6,595		4,567,165	4,432,621	70,392	64,152		6,574,643	2,007,478	
536,387	76,732	45,415	361,349	52,891			1,722,042	1,689,557	6,719	8,430	17,336	2,507,388	785,346	
764,487	58,096	80,256	476,751	149,384			774,196	758,275	4,774	11,147		1,790,663	1,016,467	
3,347,881	606,151	477,752	1,884,704	370,776		8,438	3,737,828	3,662,185	17,477	30,751	27,415	8,604,647	4,866,819	
1,298,032	100,967	184,503	967,486	45,076			5,413,545	5,222,125	64,578	56,572	70,270	8,005,652	2,592,107	
708,844	13,784	52,590	642,470				186,336	160,497	5,871	19,040	928	1,218,892	1,032,556	
1,223,885	117,622	100,568	935,839	65,940	3,916		2,386,979	2,273,433	10,005	27,722	75,819	4,491,444	2,104,465	
850,663	73,675	57,650	679,919	39,413			580,705	528,853	35,554	14,305	1,993	1,812,173	1,231,468	
(5)	(5)	(5)	(5)	(5)	(5)		(5)	(5)	(5)	(5)		(5)	(5)	
682,526	72,619	20,272	541,258	39,377			663,637	647,023	5,365	10,249	1,000	1,633,437	969,800	
952,762	161,028	46,696	727,234	17,804			907,751	758,596	65,247	34,472	49,436	2,213,563	1,305,812	
4,231,333	569,733	326,070	3,144,494	179,613	11,423		12,511,752	11,457,233	200,584	100,897	723,098	19,321,709	6,809,957	
2,021,947	235,675	338,269	1,361,356	86,647			3,072,413	3,006,734	18,265	47,261	153	6,146,613	3,074,200	
(5)	(5)	(5)	(5)	(5)			(5)	(5)	(5)	(5)		(5)	(5)	
3,988,657	224,213	470,586	2,884,358	396,943	3,557		7,537,180	7,104,870	249,309	154,902	28,099	17,910,987	10,373,807	
(5)	(5)	(5)	(5)	(5)	(5)		(5)	(5)	(5)	(5)		(5)	(5)	
487,655	26,119	137,019	311,689	11,673		1,155	2,224,656	2,199,718	11,530	13,408		3,589,986	1,365,330	
1,546,370	251,719	215,357	982,622	96,672			1,468,590	1,368,727	15,770	32,353	51,740	3,921,228	2,452,638	
786,282	87,100	140,662	357,819	192,676	1,765	260	5,205,441	5,130,567	54,257	15,081	5,506	8,514,125	3,308,284	
730,344	72,566	84,242	310,074	229,346	33,216		1,475,365	1,406,464	23,824	45,077		3,329,712	1,854,247	
752,469	38,637	108,876	601,035	3,921			105,227	84,274	5,214	15,388	351	1,011,128	905,901	
5,646,225	789,835	806,341	2,981,506	750,658	20,602	198,193	6,258,509	5,980,201	91,396	140,915	45,797	15,547,720	9,280,411	
354,303	41,321	52,587	255,826	4,569			257,291	236,549	6,463	14,241	38	786,735	529,444	
1,651,374	295,239	135,128	1,188,209	25,959	953	5,796	648,976	568,689	12,593	43,827	23,867	2,815,191	2,166,215	
1,182,502	83,850	210,468	810,057	77,227			681,043	642,361	7,818	27,060	3,804	2,118,880	1,437,837	
(5)	(5)	(5)	(5)	(5)			(5)	(5)	(5)	(5)		(5)	(5)	
7,969,358	524,884	471,229	2,919,354	3,405,712	221,892	426,287	11,060,609	10,587,231	350,714	122,664		36,208,479	25,147,870	
(5)	(5)	(5)	(5)	(5)			(5)	(5)	(5)	(5)		(5)	(5)	
542,686	38,975	73,362	371,879	55,845	1,125	1,500	395,567	373,432	10,405	11,730		1,363,602	968,035	
6,976,903	278,283	886,021	4,528,010	1,265,029	8,572	10,988	68,237,693	67,418,562	325,640	195,386	298,105	78,094,977	9,857,284	
(5)	(5)	(5)	(5)	(5)	(5)		(5)	(5)	(5)	(5)		(5)	(5)	
256,228	0,855	41,268	183,504	21,601			377,133	366,960	3,089	7,084		815,431	438,298	
1,094,755	25,509	70,901	995,013	832		2,500	111,295	91,473	4,732	15,290		1,395,700	1,284,405	
3,132,318	110,561	300,749	2,658,702	60,761		1,545	8,439,670	6,949,455	26,550	32,107	1,430,958	13,128,849	4,689,779	
7,491,681	307,928	325,655	6,836,528	11,795	1,040	8,735	670,982	358,887	46,674	75,345	190,076	9,519,791	5,848,809	
2,951,384	82,405	155,870	2,564,349	142,751		6,000	6,115,642	5,344,703	16,022	31,153	723,764	10,493,530	4,377,888	
185,927	8,000	8,125	169,438	364			54,735	50,264	362	4,109		298,035	243,303	
284,494	52,940	21,168	194,559	15,182		645	594,471	736,907	390	4,696	152,409	1,725,965	831,404	
3,896,235	50,770	1,295,551	2,546,728	1,900	1,286		2,931,104	2,813,844	30,837	60,970	25,453	7,621,291	4,690,187	
1,274,691	133,791	99,377	978,463	62,169	891		1,656,834	1,621,797	10,847	22,391	1,889	3,618,290	1,961,456	
290,102	93,513	40,467	94,117	28,005	4,000		456,231	386,189	11,471	58,279	292	1,057,144	600,913	
269,535	16,050	34,662	192,884	13,877	12,362		474,022	402,296	55,703	16,923		964,928	490,906	
134,503	34,460	6,020	90,472	3,545			204,999	201,367	1,502	2,130		309,036	194,037	
1,097,974	154,351	95,185	803,674	42,473	2,149	112	1,226,438	1,161,945	35,703	26,778	2,012	2,864,892	1,638,454	
1,377,711	178,009	141,009	889,101	162,920	5,772		968,493	869,585	20,194	24,978	84,736	3,248,871	2,249,878	
376,266	108,739	24,416	227,425	12,994	2,692		599,281	563,196	7,864	8,432	10,789	1,408,672	818,391	
322,572	43,908	13,222	264,528	854			101,574	89,281	3,510	8,543	240	586,330	484,756	
352,225	62,427	45,516	205,841	36,859		1,582	487,431	406,781	3,752	23,715	53,183	1,065,871	578,440	
18,528,743	231,172	2,406,076	13,994,272	1,886,234	9,000	1,989	84,104,914	83,184,695	475,753	440,349	4,117	112,425,824	28,320,910	
(5)	(5)	(5)	(5)	(5)	(5)		(5)	(5)	(5)	(5)		(5)	(5)	
159,231	51,061	15,177	86,966	794	5,233		112,969	106,938	3,179	2,852		311,834	198,865	
615,470	118,009	42,285	430,202	24,884			307,697	284,603	13,252	9,752		1,262,518	954,911	
10,861,570	1,115,213	3,684,751	4,752,819	1,302,573	6,214		4,014,814	3,545,388	135,831	172,448	191,147	21,604,952	17,560,138	
125,156	23,907	84,005	3,077	14,167			232,725	13,501	199	1,174	217,851	448,745	216,020	
3,028,409	424,524	328,008	999,922	1,178,925	64,217	32,213	4,458,455	4,282,974	60,952	98,463	10,066	10,884,923	6,426,468	
(5)	(5)	(5)	(5)	(5)			(5)	(5)	(5)	(5)		(5)	(5)	
569,071	53,285	55,572	430,592	20,120		9,492	1,403,209	1,334,300	45,061	24,848		2,506,150	1,102,950	
2,504,057	242,174	471,105	1,684,725	106,760	27,607	33,686	4,975,475	4,717,518	103,280	130,570	24,107	10,748,023	5,772,545	
(5)	(5)	(5)	(5)	(5)			(5)	(5)	(5)	(5)		(5)	(5)	
299,775	89,773	42,391	91,498	36,113			1,352,261	1,338,825	6,379	5,461	1,596	1,816,718	464,457	
618,579	132,493	71,943	363,617	45,263	5,260		859,939	834,550	5,129	15,539	4,721	1,880,062	1,020,123	
9,682,187	934,202	1,918,023	4,660,169	1,788,274	45,670	35,769	34,570,048	33,828,945	438,146	272,685	30,272	62,585,006	28,014,958	
8,035,575	505,011	967,175	6,309,153	168,656	25,580		21,623,791	18,219,086	2,474,227	920,944	540	39,927,897	18,304,106	



TABLE 8.—GENERAL STATISTICS FOR THE

Group No.	INDUSTRY	*Number of establishments	*Pro- pri- etors and firm mem- bers	* PERSONS EMPLOYED IN MANUFACTURING ESTABLISHMENTS 1						
				Total 2	Salaried officers of corporations 3	Manufacturing		Distri- bution	Con- struction	Other
						Salaried employ- ees 4	Wage earners (average for year) 5			
1	7	6		269	7	26	210	26		
2	7	67	15	5,375	108	428	4,444	349	22	24
3	17	3		500	11	85	385	17	2	
4	6	26	19	441	8	72	347	13		1
5	10	9	1	219		22	197			
6	20	8		1,769	20	127	1,298	290	34	
7	20	12	4	1,689	18	122	1,441	108		
8	9	34	4	2,540	43	208	1,683	565	10	31
9	8	11	1	196	5	34	136	20	1	
10	8	18	5	172	18	105	14	35		
11	10	9		9,713		1,261	6,115	8	2,131	188
12	8	10	13	182	14	19	92	27		
13	20	4		1,080	7	104	951	11	7	
14	1	16	10	644	15	41	555	23	10	
15	5	85	32	877	54	78	689	51		5
16	9	13	1	5,269	11	1,104	3,779	205	168	2
17	13	13		1,805	26	146	1,587	35		1
18	13	13	4	986	24	83	826	53		
19	1	7	8	102	10	7	72	11		2
20	14	12	2	590	18	85	472	15		
21	1	31	30	458	16	73	301	65		3
22	1	5		254	12	21	102	59		
23	15	3		4,556		610	3,672		230	44
24	9	18	2	473	24	148	249	52		
25	17	11	1	1,597	22	241	1,198	80		56
26	3	5		225	6	26	187	6		
27	20	15	4	1,410	15	239	1,128	28		
28	6	4	2	73	5	6	60	2		
29	17	16	0	3,573	29	944	2,488	71	30	11
30	16	17		16,016	45	2,194	11,803	1,566	374	4
31	3	29	13	1,072	35	35	996	6		
32	3	31	19	2,162	32	115	1,995	20		
33	3	25	16	890	15	60	741	43		1
34	3	8	5	218	5	8	204	1		
35	3	12	2	662	13	34	604	11		
36	17	14	5	858	16	121	583	120	9	
37	4	16	24	513	7	12	484			10
38	10	15	8	1,824	7	267	1,483	51	15	1
39	11	51	2	12,211	106	1,419	9,709	741	211	25
40	1	3	2	109	1	8	98	2		
41	13	5	3	83	1	7	64	9	2	
42	1	44	20	684	42	62	333	220	9	18
43	5	28	30	388	9	22	344	12	1	
44	17	8	4	317	9	55	214	37	2	
45	14	7	1	272	10	34	217	11		
46	15	14	4	1,036	18	82	679	215		42
47	15	9	4	547	9	111	396	20	8	3
48	15	68	27	1,612	80	162	1,273	94		3
49	19	33	15	14,401	52	1,883	12,300	17	61	88
50	20	56	29	1,494	75	137	948	334		
51	3	18	13	321	6	17	296	2		
52	3	34	20	1,474	32	54	1,362	24		2
53	3	40	14	1,741	38	126	1,551	26		
54	3	8	0	484	4	15	464	1		
55	3	3		684	1	24	658	1		
56	15	18	7	759	25	90	618	26		
57	12	9	1	750	13	40	684	13		
58	9	19	1	3,354	12	474	2,480	387	1	
59	17	19	7	738	29	122	562	24		1
60	20	18	6	399	15	33	286	65		
61	14	39	15	2,407	42	243	2,071	51		
62	13	5	10	28		1	27			
63	14	6		1,058		70	988			
64	13	13	2	236	20	24	150	41	1	
65	14	9	4	502	18	61	337	86		
66	14	5		588	3	44	506	35		
67	14	3		374	5	48	310	7	4	
68	14	6		7,477	10	616	6,924	27		
69	14	10	1	442	11	82	311	38		
70	12	22	9	1,228	37	59	1,056	75	1	

See footnotes at end of table.



## NEW JERSEY

627

## STATE, BY INDUSTRIES: 1939—Continued

SALARIES AND WAGES							COST OF MATERIALS, SUPPLIES, FUEL, PURCHASED ELECTRIC ENERGY, AND CONTRACT WORK							Value added by manu- facture <sup>4</sup>
Total <sup>1</sup>	Salaries of officers of corporations <sup>2</sup>	Manufacturing		Distri- bution	Con- struc- tion	Other	Total	Materials and supplies	Fuel	Pur- chased electric energy	Contract work	Value of products		
		Salaries <sup>3</sup>	Wages											
Dollars	Dollars	Dollars	Dollars	Dollars	Dollars	Dollars	Dollars	Dollars	Dollars	Dollars	Dollars	Dollars	Dollars	
407,276	70,009	73,583	177,237	77,357			1,057,372	1,040,549	5,719	11,104		1,911,497	854,125	
7,357,030	868,797	869,415	4,770,775	751,935	37,864	58,250	16,204,664	15,883,885	126,709	165,445	28,625	29,793,025	13,588,361	
897,061	158,001	165,804	511,145	48,021	14,000		960,789	936,690	5,413	18,686		2,683,303	1,722,514	
628,453	17,500	125,251	469,062	14,140		2,500	1,071,425	950,745	11,136	24,913	84,631	2,227,451	1,156,026	
310,799		29,390	281,409				1,328,877	1,170,560	147,431	5,043	5,843	2,559,179	1,230,302	
2,140,025	157,817	251,220	1,250,763	431,375	48,850		1,943,235	1,839,227	63,413	40,595		4,403,200	2,459,965	
2,113,981	234,172	200,594	1,409,688	203,527			2,510,188	2,446,893	24,190	38,668	437	6,277,562	3,767,374	
3,591,017	442,954	478,253	1,716,373	897,328	11,608	44,501	12,164,804	12,028,783	54,239	52,682	29,190	35,633,151	23,408,257	
333,946	17,540	63,101	208,339	42,886	2,080		231,446	196,323	5,630	8,493	21,000	844,578	613,132	
339,961	95,645	167,752	8,506	67,098			1,055,396	385,834	1,000	970	667,592	2,049,127	993,731	
20,386,714		3,412,495	11,817,543	16,509	4,783,080	357,087	142,973,512	136,116,006	6,148,081	203,275	505,250	213,963,061	70,980,549	
412,911	66,191	54,215	247,670	44,835			105,906	94,732	848	8,430	1,896	680,876	574,970	
	( <sup>5</sup> )	( <sup>5</sup> )	( <sup>5</sup> )	( <sup>5</sup> )	( <sup>5</sup> )	( <sup>5</sup> )	( <sup>5</sup> )	( <sup>5</sup> )	( <sup>5</sup> )	( <sup>5</sup> )	( <sup>5</sup> )	( <sup>5</sup> )	( <sup>5</sup> )	
496,187	66,940	53,459	313,779	47,709	14,300		2,261,114	2,210,649	36,735	13,730		3,924,066	1,662,952	
1,377,516	187,905	137,645	930,384	109,574		6,008	2,847,350	2,733,195	21,930	72,811	19,414	5,271,506	2,424,156	
8,533,049	114,485	2,356,967	5,110,577	678,002	262,752	10,266	16,845,932	16,181,521	347,428	269,949	47,034	33,336,642	16,400,710	
2,070,200	162,582	242,760	1,577,054	83,604	3,343	951	876,863	852,195	165,608	48,495	10,565	4,072,978	3,196,115	
1,243,634	147,559	159,603	848,277	88,135			355,587	262,216	69,366	24,005		2,158,674	1,803,087	
128,397	26,272	10,155	77,409	12,750	1,811		990,021	985,319	1,061	3,641		1,180,309	1,190,288	
901,896	96,747	149,585	631,486	24,078			1,483,312	1,409,742	15,397	51,138	7,035	3,109,120	1,616,808	
594,728	51,558	119,133	325,436	95,249	3,352		4,879,435	4,805,102	32,911	41,422		6,672,648	1,793,213	
341,171	63,503	50,818	132,550	94,800			1,464,252	1,450,495	9,675	4,082		2,130,127	605,875	
7,519,998		1,427,070	5,625,920	388,463	77,945		237,486,580	235,589,744	1,804,104	92,732		246,917,393	9,430,813	
980,320	134,105	295,550	374,036	176,539			3,283,578	3,194,683	24,414	61,855	2,626	7,111,257	3,827,679	
3,067,255	214,333	607,597	2,023,343	150,695	61,287		1,921,916	1,801,636	42,818	63,140	14,316	6,035,814	4,113,898	
( <sup>6</sup> )	( <sup>6</sup> )	( <sup>6</sup> )	( <sup>6</sup> )	( <sup>6</sup> )	( <sup>6</sup> )	( <sup>6</sup> )	( <sup>6</sup> )	( <sup>6</sup> )	( <sup>6</sup> )	( <sup>6</sup> )	( <sup>6</sup> )	( <sup>6</sup> )	( <sup>6</sup> )	
79,887	7,618	7,554	61,790	2,925			61,291	58,594	940	1,757		161,117	99,826	
6,351,826	189,354	1,985,004	3,818,686	235,841	101,198	11,743	5,904,298	5,677,436	192,064	34,610	168	17,680,878	11,776,580	
( <sup>6</sup> )	( <sup>6</sup> )	( <sup>6</sup> )	( <sup>6</sup> )	( <sup>6</sup> )	( <sup>6</sup> )	( <sup>6</sup> )	( <sup>6</sup> )	( <sup>6</sup> )	( <sup>6</sup> )	( <sup>6</sup> )	( <sup>6</sup> )	( <sup>6</sup> )	( <sup>6</sup> )	
848,022	61,033	41,644	730,996	5,349			131,067	79,523	3,052	48,492		1,292,592	1,161,525	
2,412,743	153,447	190,137	1,986,597	82,562			5,487,269	4,987,113	18,640	75,399	406,057	9,953,672	4,408,463	
936,903	55,557	101,601	721,955	56,750	1,040		998,790	943,597	12,938	34,841	7,414	2,424,407	1,425,017	
( <sup>6</sup> )	( <sup>6</sup> )	( <sup>6</sup> )	( <sup>6</sup> )	( <sup>6</sup> )	( <sup>6</sup> )	( <sup>6</sup> )	( <sup>6</sup> )	( <sup>6</sup> )	( <sup>6</sup> )	( <sup>6</sup> )	( <sup>6</sup> )	( <sup>6</sup> )	( <sup>6</sup> )	
580,486	63,040	62,705	432,640	22,101			2,019,081	1,966,254	13,286	39,024	517	3,011,268	992,187	
1,219,421	78,366	177,700	731,152	221,146	11,057		1,900,961	1,855,712	22,660	22,589		3,293,665	1,392,704	
389,182	12,980	12,561	340,268			4,383	532,273	485,264	3,324	7,111	38,574	1,210,668	678,395	
2,803,851	20,720	635,605	1,985,092	110,650	49,727	2,057	10,958,612	10,582,757	270,980	85,405	9,520	18,740,452	7,781,840	
17,069,577	812,912	2,945,655	11,216,289	1,728,019	339,963	26,739	20,815,322	19,395,518	635,685	784,119		45,630,621	24,815,299	
( <sup>6</sup> )	( <sup>6</sup> )	( <sup>6</sup> )	( <sup>6</sup> )	( <sup>6</sup> )	( <sup>6</sup> )	( <sup>6</sup> )	( <sup>6</sup> )	( <sup>6</sup> )	( <sup>6</sup> )	( <sup>6</sup> )	( <sup>6</sup> )	( <sup>6</sup> )	( <sup>6</sup> )	
( <sup>6</sup> )	( <sup>6</sup> )	( <sup>6</sup> )	( <sup>6</sup> )	( <sup>6</sup> )	( <sup>6</sup> )	( <sup>6</sup> )	( <sup>6</sup> )	( <sup>6</sup> )	( <sup>6</sup> )	( <sup>6</sup> )	( <sup>6</sup> )	( <sup>6</sup> )	( <sup>6</sup> )	
1,148,732	252,922	105,720	413,203	349,085	8,207	19,595	4,849,475	4,746,491	44,062	58,922		6,202,269	1,352,794	
450,119	16,047	37,930	382,384	12,758	1,000		1,136,425	1,069,513	16,228	23,925	26,759	2,314,578	1,178,153	
560,062	62,608	89,003	320,294	86,821	1,216		314,949	299,000	9,661	9,298		1,177,915	802,966	
447,699	85,187	71,903	271,122	19,487			361,106	301,116	7,159	13,484	39,347	1,151,521	790,415	
2,000,162	163,993	245,977	1,064,182	460,331	65,679		49,444,923	49,295,998	112,568	36,297	60	53,400,001	3,955,078	
910,799	65,351	288,281	519,713	26,778	6,163	4,513	7,489,228	7,346,888	120,452	21,888		9,448,112	1,958,884	
2,584,018	308,430	316,831	1,701,166	195,469	1,202	920	3,584,470	3,489,959	27,603	54,440	12,408	7,433,043	3,848,573	
26,491,393	555,683	4,559,337	20,998,177	113,827	114,750	149,619	36,978,377	35,975,384	461,441	306,801	234,751	72,352,349	35,373,972	
2,451,542	336,604	253,518	1,244,269	617,151			1,906,562	1,602,924	24,318	30,872	248,448	5,143,224	3,236,662	
241,237	6,487	17,901	214,349	2,500			29,890	9,920	1,684	16,976	1,310	319,340	289,456	
1,490,203	156,899	95,040	1,183,978	53,038	1,248		2,278,403	2,087,720	20,873	54,801	115,009	4,563,186	2,284,783	
2,061,967	214,649	242,008	1,575,012	29,258	1,040		1,452,410	1,339,925	37,136	50,216	25,139	5,086,661	3,634,245	
295,249	10,099	21,774	261,323	2,053			76,022	30,202	1,683	42,832	1,305	464,870	388,848	
534,853	8,300	47,015	472,335	7,203			3,570,943	3,497,541	14,230	23,069	36,103	4,769,218	1,198,275	
1,139,069	97,034	183,855	740,109	109,061			1,034,636	971,694	10,552	34,967	8,423	2,567,022	1,532,386	
568,946	56,905	59,040	425,406	27,535			1,321,251	1,312,578	97	8,576		2,105,669	784,418	
( <sup>6</sup> )	( <sup>6</sup> )	( <sup>6</sup> )	( <sup>6</sup> )	( <sup>6</sup> )	( <sup>6</sup> )	( <sup>6</sup> )	( <sup>6</sup> )	( <sup>6</sup> )	( <sup>6</sup> )	( <sup>6</sup> )	( <sup>6</sup> )	( <sup>6</sup> )	( <sup>6</sup> )	
1,336,800	200,221	261,089	824,926	49,654	910		938,792	883,716	24,738	29,426	912	3,001,345	2,002,553	
505,935	69,040	45,066	307,917	83,912			648,857	625,859	8,475	14,023	500	1,694,365	1,045,508	
2,691,788	245,819	469,223	1,884,144	92,602			3,363,571	3,213,587	51,567	79,426	18,991	7,252,984	3,880,413	
30,525		72,222	29,803				30,759	24,509	808	931	4,537	89,569	58,784	
1,879,702		166,001	1,213,701				1,861,758	1,634,						

TABLE 8.—GENERAL STATISTICS FOR

Group No.	INDUSTRY	Number of establishments	Proprietors and firm members	* PERSONS EMPLOYED IN MANUFACTURING ESTABLISHMENTS <sup>1</sup>						
				Total <sup>2</sup>	Salaried officers of corporations <sup>2</sup>	Manufacturing		Distribution	Construction	Other
						Salaried employees <sup>2</sup>	Wage earners (average for year) <sup>3</sup>			
1	20									
2	20									
3	13									
4	9									
5	13									
6	4									
7	17									
8	14									
9	2									
10	20									
11	14									
12	4									
13	4									
14	20									
15	6									
16	9									
17	6									
18	1									
19	13									
20	13									
21	6									
22	6									
23	1									
24	14									
25	14									
26	16									
27	4									
28	4									
29	4									
30	4									
31	4									
32	4									
33	4									
34	4									
35	4									
36	4									
37	12									
38	6									
39	6									
40	6									
41	17									
42	3									
43	3									
44	4									
45										
46	1									
47	2									
48	3									
49	4									
50	6									
51	7									
52	8									
53	9									
54	11									
55	13									
56	14									
57	15									
58	16									
59	17									
60	20									
61	5									
62	12									
63	19									

\*As the figures for number of establishments and for personnel for those industries for which monetary items are withheld are given for the individual industries, and are also included in the "Other industries" figures, the sums of the figures are larger than the totals shown for "All industries."

<sup>1</sup> See headnote to table 3 and GENERAL EXPLANATIONS—Persons engaged—general classification.

<sup>2</sup> Figures do not include data for personnel of central-administrative offices.

## NEW JERSEY

629

## THE STATE, BY INDUSTRIES: 1939—Continued

SALARIES AND WAGES							COST OF MATERIALS, SUPPLIES, FUEL, PURCHASED ELECTRIC ENERGY, AND CONTRACT WORK					Value of products	Value added by manu- facture <sup>4</sup>	
Total <sup>1</sup>	Salaries of officers of corporations <sup>2</sup>	Manufacturing		Distri- bution	Con- struc- tion	Other	Total	Materials and supplies	Fuel	Pur- chased electric energy	Contract work			
		Salaries <sup>3</sup>	Wages											
Dollars ( <sup>4</sup> )	Dollars ( <sup>4</sup> )	Dollars ( <sup>4</sup> )	Dollars ( <sup>4</sup> )	Dollars ( <sup>4</sup> )	Dollars ( <sup>4</sup> )	Dollars ( <sup>4</sup> )	Dollars ( <sup>4</sup> )	Dollars ( <sup>4</sup> )	Dollars ( <sup>4</sup> )	Dollars ( <sup>4</sup> )	Dollars ( <sup>4</sup> )	Dollars ( <sup>4</sup> )	Dollars ( <sup>4</sup> )	
( <sup>4</sup> )	( <sup>4</sup> )	( <sup>4</sup> )	( <sup>4</sup> )	( <sup>4</sup> )	( <sup>4</sup> )	( <sup>4</sup> )	( <sup>4</sup> )	( <sup>4</sup> )	( <sup>4</sup> )	( <sup>4</sup> )	( <sup>4</sup> )	( <sup>4</sup> )	( <sup>4</sup> )	
2,026,605	382,183	470,470	784,774	308,623	40,506	40,049	7,287,855	7,087,996	123,524	76,335	12,359,132	5,071,277	1	
717,123	117,735	698,068	259,650	1,320	19,306	335,280	335,280	204,486	113,074	17,720	1,225,387	890,107	2	
322,113	12,183	30,974	602,780	72,253	186	7,490	2,306,568	2,294,568	4,162	7,838	3,106,370	799,802	3	
1,186,527	268,507	175,331	682,760	105,250	26,793	1,445,580	1,395,138	19,718	29,877	827	3,307,330	1,861,770	4	
4,616,553	36,138	684,203	3,704,169	105,250	26,793	20,056,420	20,056,420	19,774,205	130,597	151,618	32,128,051	12,071,631	5	
( <sup>4</sup> )	( <sup>4</sup> )	( <sup>4</sup> )	( <sup>4</sup> )	( <sup>4</sup> )	( <sup>4</sup> )	( <sup>4</sup> )	( <sup>4</sup> )	( <sup>4</sup> )	( <sup>4</sup> )	( <sup>4</sup> )	( <sup>4</sup> )	( <sup>4</sup> )	6	
( <sup>4</sup> )	( <sup>4</sup> )	( <sup>4</sup> )	( <sup>4</sup> )	( <sup>4</sup> )	( <sup>4</sup> )	( <sup>4</sup> )	( <sup>4</sup> )	( <sup>4</sup> )	( <sup>4</sup> )	( <sup>4</sup> )	( <sup>4</sup> )	( <sup>4</sup> )	7	
1,368,590	160,944	230,722	923,623	36,656	10,645	1,183,864	1,093,554	47,656	42,304	350	3,227,620	2,043,756	8	
178,111	9,866	15,070	145,558	4,813	3,304	63,961	51,376	2,176	8,910	1,490	420,306	356,345	9	
538,492	34,221	43,008	448,948	9,415	1,858,761	1,858,761	1,358,356	4,326	8,299	487,780	2,625,252	766,491	10	
766,764	80,574	89,364	673,205	17,631	967,070	967,070	927,662	29,470	10,450	88	2,089,866	1,122,196	11	
806,606	121,280	57,247	557,440	70,639	1,601,841	1,601,841	1,577,974	7,323	16,544	837	2,804,286	1,202,445	12	
717,020	71,133	118,401	473,452	47,670	6,364	8,245,634	8,057,336	133,050	55,248	15	11,399,071	3,153,437	13	
343,260	42,789	40,550	195,359	64,562	716,880	716,880	703,537	7,746	5,582	15	1,279,294	562,404	14	
65,263	5,840	8,731	48,233	1,115	244,234	244,234	236,418	5,451	2,335	837	381,111	136,877	15	
2,988,638	114,529	330,968	2,505,341	35,244	2,556	2,517,502	2,170,840	288,115	57,710	300	7,472,786	4,955,284	16	
781,039	108,988	95,424	365,481	124,351	19,204	1,282,054	1,111,352	103,367	47,035	300	2,447,224	1,185,170	17	
184,381	13,844	25,092	113,055	25,296	7,094	286,159	278,729	1,876	3,435	2,119	613,050	326,891	18	
73,509	11,468	5,143	46,272	10,626	305,172	305,172	303,223	503	1,446	485,344	180,172	22		
141,081	2,200	33,484	98,197	7,800	251,155	251,155	239,589	6,361	5,205	495,222	244,067	23		
5,405,753	495,636	833,565	3,682,251	406,346	43,005	12,108,932	11,350,221	281,993	468,862	7,856	22,532,129	10,423,197	24	
3,380,579	346,297	325,699	2,586,166	120,026	2,391	4,499,900	4,350,699	62,382	81,579	5,240	10,245,596	5,745,696	25	
1,084,442	123,750	128,142	670,589	140,355	21,597	2,204,975	2,167,781	11,956	24,843	395	4,330,189	2,125,214	26	
478,261	12,469	19,897	445,396	499	35,339	35,339	17,464	3,289	9,721	4,565	630,608	695,329	27	
199,382	14,381	17,785	155,426	11,790	370,740	370,740	349,355	60	2,362	18,963	749,471	378,731	28	
608,704	13,063	36,734	555,657	1,924	39,528	39,528	21,795	3,627	14,106	916,905	877,377	29		
208,901	47,291	10,918	114,071	35,871	750	1,008,657	805,366	419	2,557	200,315	1,369,034	360,377	30	
6,274,647	194,037	168,010	5,895,215	15,799	331,843	331,843	202,089	25,235	97,029	7,490	8,119,418	7,787,575	31	
1,541,453	71,805	162,087	1,171,162	124,729	11,580	5,351,457	4,464,080	2,819	28,324	856,234	8,736,911	3,385,454	32	
1,577,448	28,760	124,218	1,385,880	38,025	565	3,196,575	3,133,615	6,177	24,748	32,035	5,985,167	2,789,592	33	
169,506	11,645	14,870	139,286	2,145	1,560	506,536	503,661	2,875	796,771	290,235	34			
2,868,121	218,791	218,186	2,402,384	23,567	5,193	10,699,158	10,036,284	7,839	36,452	618,583	16,477,886	5,778,728	35	
287,529	17,511	39,838	184,073	46,107	673,813	673,813	436,046	482	2,555	234,730	1,098,825	425,012	36	
1,019,166	156,475	112,420	1,592,155	58,116	3,988,129	3,987,838	3,957,838	2,729	20,183	17,379	6,961,751	2,963,622	37	
1,090,870	138,423	113,108	779,570	50,769	2,088,849	2,088,849	2,071,251	4,454	22,718	426	4,430,705	2,331,856	38	
199,769	7,200	33,651	162,582	4,827	1,488,113	1,447,071	36,664	4,378	1,783,514	295,401	39			
305,795	77,980	35,794	178,599	13,122	373,407	373,407	354,282	3,776	15,349	821,518	448,111	40		
938,073	138,976	180,342	419,853	199,802	816,366	816,366	711,848	13,150	15,484	75,884	1,878,868	1,062,502	41	
( <sup>4</sup> )	( <sup>4</sup> )	( <sup>4</sup> )	( <sup>4</sup> )	( <sup>4</sup> )	( <sup>4</sup> )	( <sup>4</sup> )	( <sup>4</sup> )	( <sup>4</sup> )	( <sup>4</sup> )	( <sup>4</sup> )	( <sup>4</sup> )	( <sup>4</sup> )	42	
12,607,031	379,815	1,356,907	10,752,616	117,693	28,719,377	28,719,377	25,891,115	594,739	104,839	128,684	50,814,472	24,095,095	43	
2,313,095	132,626	123,722	1,889,800	161,328	4,076	1,543	3,643,427	3,421,005	13,969	33,300	6,736,326	3,092,899	44	
125,575,178	4,418,549	22,897,587	85,980,974	9,895,445	2,207,813	168,810	302,017,984	292,705,340	5,595,063	3,147,460	575,675,040	273,657,066	45	
12,442,252	697,731	2,296,201	8,321,564	1,036,036	77,633	13,087	72,399,266	71,117,609	902,201	378,786	670	119,519,893	47,120,627	46
1,639,448	4,225	257,983	1,218,522	54,913	44,572,641	44,572,641	44,485,275	53,007	34,359	5,268	48,907,515	4,334,874	47	
7,941,510	467,908	1,306,959	6,927,664	235,867	21,257,455	21,257,455	20,591,100	359,921	301,166	112,058	35,250,603	13,993,148	48	
974,017	85,258	62,467	810,826	11,547	1,168,987	1,168,987	1,036,994	6,095	13,840	76,017	2,422,366	1,253,379	49	
8,445,686	171,533	535,343	2,519,399	205,563	6,334,792	6,334,792	6,213,907	44,868	6,213,907	6,213,907	12,453,167	6,118,375	50	
176,803	33,500	20,541	105,368	17,394	309,252	309,252	297,412	6,229	5,611	633,792	324,540	51		
1,433,515	46,700	491,900	837,547	57,368	1,237,304	1,237,304	1,078,561	13,280	32,340	113,123	3,035,562	1,798,258	52	
12,859,110	147,884	1,907,651	10,238,738	566,264	93,173	5,400	62,862,003	61,096,359	1,199,864	424,643	141,137	116,288,102	53,426,099	53
969,979	75,541	158,879	811,118	87,066	34,375	1,470,761	1,109,945	105,852	254,964	6,832	3,103,794	1,633,033	54	
4,221,808	234,441	520,107	3,043,020	416,368	4,036	3,836	3,623,809	2,726,643	771,710	118,624	0,832	11,902,028	8,278,219	55
3,029,624	229,261	381,008	2,259,798	157,229	2,328	3,541,839	3,096,682	219,113	187,927	38,117	7,855,683	4,313,844	56	
6,213,508	105,830	1,194,273	3,791,455	58,130	45,858	17,962	10,711,262	10,328,580	329,497	46,147	15,728	19,124,718	8,413,460	57
30,765,881	721,287	0,582,434	18,383,262	4,247,678	818,389	12,831	24,795,696	23,939,826	339,826	310,221	27,561	74,527,777	46,732,081	58
12,943,558	250,375	2,151,028	9,770,682	418,403	347,070	7,294,981	6,703,956	280,623	282,811	27,561	20,086,303	19,391,322	59	
13,311,530	927,941	2,360,783	7,934,460	1,846,378	232,968	19,423,749	19,423,749	18,906,131	129,022	312,553	76,043	46,313,863	26,890,114	60
14,109,949	219,134	2,661,030	10,207,651	479,241	535,266	7,627	21,014,197	19,770,207	842,955	367,451	33,584	47,649,874	26,635,677	61

<sup>1</sup> Each of the averages in this column is correct to the nearest unit, despite the fact that the averages for the several industries do not add exactly to the 1939 average for all industries. See GENERAL EXPLANATIONS—Wage earners and wages.

<sup>2</sup> Value of products less cost of materials, supplies, fuel, purchased electric energy, and contract work. See GENERAL EXPLANATIONS—Value added by manufacture.

<sup>3</sup> Figures omitted have been withheld to avoid disclosing exact or approximate data for individual establishments; they are included in the "Other industries" figures.

For numbers of establishments and of wage earners in individual industries, see table 12.

TABLE 9.—GENERAL STATISTICS FOR

This table presents, for industrial areas, separate figures for each industry for which it is possible to publish such figures without disclosing exact or approximate data for which combined figures are given, however, reported larger numbers of wage

Group No.	INDUSTRY	*Number of establishments	*Proprietors and firm members	* PERSONS EMPLOYED IN MANUFACTURING ESTABLISHMENTS 1						
				Total 2	Salaried officers of corporations 3	Manufacturing		Distribution	Construction	Other
						Salaried employees 4	Wage earners (average for year) 5			
NEW YORK CITY-NEWARK-JERSEY CITY INDUSTRIAL AREA										
1	All industries, total.....	33,385	23,156	1,092,792	30,673	104,601	849,608	96,163	7,074	4,673
2	13 Abrasive wheels, stones, paper, cloth, and related products.....	18	7	355	19	22	249	62	2	1
3	19 Aircraft and parts, including aircraft engines.....	9	4	7,223	25	1,069	5,734	268	120	7
4	15 Alloying; and rolling and drawing of nonferrous metals, except aluminum.....	29	5	3,343	32	373	2,703	79	140	16
5	15 Aluminum products (including rolling and drawing and extruding), not elsewhere classified.....	21	13	2,749	17	489	2,229	14	—	—
6	3 Artificial leather and oilcloth.....	13	6	1,685	22	174	1,255	115	19	—
7	20 Artists' materials.....	20	13	213	20	30	141	22	—	—
8	13 Asbestos products (except steam packing and pipe and boiler covering).....	7	—	644	9	59	511	60	5	—
9	16 Automotive electrical equipment.....	17	2	1,284	24	162	1,008	81	—	9
10	1 Baking powder, yeast, and other leavening compounds.....	10	2	1,074	10	106	542	302	114	—
11	6 Baskets for fruits and vegetables.....	5	5	30	—	—	30	—	—	—
12	16 Batteries: storage and primary (dry and wet).....	15	—	2,413	14	226	1,973	189	6	5
13	3 Batting, padding, and wadding; upholstery filling.....	11	1	155	12	20	107	15	—	1
14	20 Beauty-shop and barber-shop equipment.....	25	6	1,091	39	63	839	120	—	—
15	1 Biscuit, crackers, and pretzels.....	28	11	5,863	33	215	4,879	630	8	98
16	1 Blended and prepared flour made from purchased flour.....	3	2	64	2	4	32	26	—	—
17	19 Boat building and boat repairing.....	14	7	237	11	25	198	3	—	—
18	8 Bookbinding and related industries.....	399	317	9,849	359	720	8,415	355	—	—
19	8 Books: printing without publishing.....	173	77	5,223	243	601	4,127	252	—	—
20	8 Books: publishing and printing.....	19	8	871	13	137	695	26	—	—
21	8 Books: publishing without printing.....	251	49	5,812	385	3,138	89	2,200	—	—
22	12 Boot and shoe cut stock and findings.....	49	30	1,305	50	110	1,075	70	—	—
23	1 Bread and other bakery products (except biscuit, crackers, and pretzels).....	2,735	2,717	35,954	670	1,493	29,578	3,640	105	467
24	13 Brick and hollow structural tile.....	9	1	780	6	22	722	25	5	—
25	20 Brooms.....	10	14	70	4	5	54	7	—	—
26	20 Brushes.....	66	44	1,902	67	188	1,456	189	2	—
27	20 Buttons.....	179	187	4,645	122	222	4,100	163	38	—
28	9 Candles.....	10	3	421	20	26	336	39	—	—
29	1 Candy and other confectionery products.....	134	67	7,906	158	404	6,680	603	19	42
30	1 Cane-sugar refining.....	7	—	4,525	—	562	3,733	26	106	98
31	1 Canned and dried fruits and vegetables (including canned soups).....	17	8	1,256	11	65	1,130	48	—	2
32	1 Canned fish, crustacea, and mollusks.....	4	—	44	7	4	20	13	—	—
33	4 Canvas products (except bags).....	49	23	689	52	66	471	99	—	1
34	20 Carbon paper and inked ribbons.....	13	6	769	17	51	472	227	2	—
35	16 Carbon products for the electrical industry, and manufactures of carbon or artificial graphite.....	5	1	268	7	29	192	40	—	—
36	3 Carpets and rugs, wool.....	5	—	5,876	14	260	4,963	604	35	—
37	3 Carpets, rugs, and mats made from such materials as paper fiber, grass, jute, flax, sisal, cotton, cocoa fiber, and rags.....	10	7	147	8	9	120	10	—	—
38	17 Cars and trucks, industrial.....	3	1	37	2	8	27	—	—	—
39	6 Caskets, coffins, burial cases, and other morticians' goods.....	40	21	1,067	28	79	834	117	1	8
40	1 Cereal preparations.....	4	—	137	5	17	87	21	5	2
41	1 Cheese.....	9	3	52	5	6	36	5	—	—
42	9 Chemicals not elsewhere classified.....	112	7	10,556	116	1,695	7,379	551	492	323
43	1 Chewing gum.....	6	—	1,623	12	201	972	391	—	47
44	4 Children's and infants' wear not elsewhere classified—made in contract factories.....	16	16	752	6	14	726	6	—	—
45	4 Children's and infants' wear not elsewhere classified—made in inside factories or by jobbers engaging contractors.....	80	54	2,973	74	132	2,559	204	2	2
46	4 Children's coats—made in contract factories.....	38	41	849	10	13	825	—	—	1
47	4 Children's coats—made in inside factories or by jobbers engaging contractors.....	96	62	2,539	109	210	1,888	306	1	26
48	4 Children's dresses—made in contract factories.....	60	66	1,819	7	24	1,783	5	—	—
49	4 Children's dresses—made in inside factories or by jobbers engaging contractors.....	112	68	4,379	142	253	3,520	451	—	13
50	20 Children's vehicles.....	9	7	312	10	17	271	14	—	—
51	13 China firing and decorating (for the trade).....	8	7	104	8	—	83	13	—	—
52	1 Chocolate and cocoa products.....	13	3	1,592	14	105	1,112	124	4	233
53	6 Cigar boxes: wooden, part wooden.....	6	—	617	16	21	563	14	—	3
54	2 Cigarettes.....	13	2	1,429	9	70	1,225	53	—	72
55	2 Cigars.....	133	112	6,954	52	334	6,291	238	16	23
56	9 Cleaning and polishing preparations, blackings, and dressings.....	123	55	2,083	131	221	1,177	527	9	18
57	4 Clothing, leather and sheep-lined.....	24	20	739	25	35	652	27	—	—
58	3 Cloth sponging and miscellaneous special finishing.....	48	10	1,380	85	97	1,048	136	—	14
59	7 Coated and glazed paper.....	20	5	1,063	37	104	880	61	1	—
60	4 Coats, suits, and skirts (except fur coats)—made in contract factories.....	698	813	17,307	278	203	10,733	65	2	26
61	4 Coats, suits, and skirts (except fur coats)—made in inside factories or by jobbers engaging contractors.....	682	403	16,276	836	1,072	11,994	2,244	—	130
62	14 Cold-rolled steel sheets and strip and cold-finished steel bars made in plants not operated in connection with hot-rolling mills.....	3	—	549	5	48	494	2	—	—
63	9 Colors and pigments.....	30	1	2,380	45	517	1,533	83	161	11
64	17 Commercial laundry, dry-cleaning, and pressing machinery.....	14	4	294	20	42	186	46	—	—
65	16 Communication equipment.....	68	21	11,261	83	2,339	7,997	593	185	64
66	9 Compressed and liquefied gases—not made in petroleum refineries or in natural-gasoline plants.....	14	—	536	4	38	308	186	—	—

See footnotes at end of table.

## INDUSTRIAL AREAS, BY INDUSTRIES: 1939

Individual establishments, and gives statistics for the remaining industries both in combination ("Other industries") and by industry groups. Certain of the industries for earners or larger values of products than some of those shown separately]

SALARIES AND WAGES							COST OF MATERIALS, SUPPLIES, FUEL, PURCHASED ELECTRIC ENERGY, AND CONTRACT WORK							Value of products	Value added by manu- facture <sup>1</sup>
Total <sup>1</sup>	Salaries of officers of corporations <sup>1</sup>	Manufacturing		Distribu- tion	Con- struction	Other	Total	Materials and supplies	Fuel	Pur- chased electric energy	Contract work				
		Salaries <sup>2</sup>	Wages												
NEW YORK CITY-NEWARK-JERSEY CITY INDUSTRIAL AREA															
Dollars 1,616,810,823	Dollars 156,026,579	Dollars 214,460,269	Dollars 1,042,081,700	Dollars 182,228,305	Dollars 14,254,146	Dollars 7,163,534	Dollars 3,887,580,270	Dollars 3,523,042,272	Dollars 41,872,413	Dollars 39,574,278	Dollars 283,091,307	Dollars 6,948,444,631	Dollars 3,060,864,361		
525,431	112,756	64,232	234,191	99,578	11,855	2,819	1,040,659	1,014,109	1,609	17,775	7,166	1,961,631	920,872		
(9)	(9)	(9)	(9)	(9)	(9)	(9)	(9)	(9)	(9)	(9)	(9)	(9)	(9)		
5,636,310	223,919	773,591	4,233,106	169,201	218,677	17,816	49,699,725	48,790,991	321,387	490,500	96,847	62,067,011	12,367,286		
(9)	(9)	(9)	(9)	(9)	(9)	(9)	(9)	(9)	(9)	(9)	(9)	(9)	(9)		
(9)	(9)	(9)	(9)	(9)	(9)	(9)	(9)	(9)	(9)	(9)	(9)	(9)	(9)		
340,459	80,994	53,710	173,832	31,923	(9)	(9)	1,020,196	1,004,245	5,095	10,856	(9)	1,720,127	699,931		
(9)	(9)	(9)	(9)	(9)	(9)	(9)	(9)	(9)	(9)	(9)	(9)	(9)	(9)		
(9)	(9)	(9)	(9)	(9)	(9)	(9)	(9)	(9)	(9)	(9)	(9)	(9)	(9)		
27,089	(9)	(9)	27,689	(9)	(9)	(9)	33,997	33,551	8	438	(9)	83,036	49,039		
(9)	(9)	(9)	(9)	(9)	(9)	(9)	(9)	(9)	(9)	(9)	(9)	(9)	(9)		
184,329	48,162	20,184	97,935	16,768	(9)	1,280	999,834	971,270	1,413	27,151	(9)	1,457,420	457,586		
1,413,740	239,179	204,613	798,908	171,040	(9)	(9)	1,872,176	1,785,301	5,884	31,703	49,288	5,335,612	3,463,436		
7,071,262	245,057	507,992	5,009,804	761,150	144,723	402,536	13,514,625	13,025,418	316,627	172,580	(9)	37,177,480	23,662,855		
(9)	(9)	(9)	(9)	(9)	(9)	(9)	(9)	(9)	(9)	(9)	(9)	(9)	(9)		
398,111	59,388	47,901	271,500	19,322	(9)	(9)	518,984	507,202	1,083	10,699	(9)	1,079,587	560,603		
12,576,529	1,583,578	1,246,530	9,073,553	655,976	16,892	(9)	7,656,648	6,846,166	40,919	293,550	476,013	27,944,167	20,287,519		
10,207,786	1,427,547	1,251,086	6,887,730	640,823	(9)	(9)	9,509,183	8,187,871	32,015	270,620	1,012,671	24,746,632	15,237,449		
1,538,458	68,370	381,869	1,044,396	43,823	(9)	(9)	1,115,589	962,888	13,251	27,527	171,923	4,568,600	3,393,011		
12,069,432	2,861,043	5,199,485	137,738	3,871,166	(9)	(9)	20,128,467	4,856,812	1,939	62,093	15,207,623	65,470,252	45,341,785		
(9)	(9)	(9)	(9)	(9)	(9)	(9)	(9)	(9)	(9)	(9)	(9)	(9)	(9)		
1,349,600	199,602	171,779	890,274	87,954	(9)	(9)	2,993,725	2,941,508	3,572	48,645	(9)	5,026,818	2,033,093		
55,948,912	2,375,894	3,063,387	45,147,150	4,712,857	165,185	484,439	90,991,404	86,342,500	2,724,728	1,923,732	444	197,102,650	106,111,246		
961,231	49,700	49,364	793,631	58,439	10,197	(9)	577,380	394,452	53,558	(9)	(9)	2,046,712	1,460,332		
69,195	7,400	4,160	48,349	9,286	(9)	(9)	151,856	148,447	565	2,914	(9)	286,133	134,177		
2,470,032	345,311	320,003	1,480,839	310,130	4,749	(9)	6,307,008	6,230,635	23,036	52,622	715	10,376,564	4,069,556		
(9)	(9)	(9)	(9)	(9)	(9)	(9)	(9)	(9)	(9)	(9)	(9)	(9)	(9)		
4,536,909	500,072	362,012	3,395,597	247,861	31,367	(9)	5,038,118	4,618,957	41,239	163,296	214,626	11,966,373	6,628,255		
587,206	91,631	72,995	351,627	71,053	(9)	(9)	1,306,269	1,250,168	16,732	9,369	(9)	2,229,523	923,254		
8,545,016	814,649	741,201	6,013,287	897,485	27,752	50,032	19,570,255	18,969,722	270,441	265,401	64,691	36,293,058	16,722,803		
7,123,183	(9)	1,332,615	5,348,241	90,517	145,400	206,410	90,529,258	89,529,085	1,415,284	17,889	(9)	107,082,668	16,120,410		
1,162,828	61,705	136,943	812,024	138,763	275	3,118	5,490,640	5,453,343	24,470	12,827	(9)	8,131,590	2,640,950		
(9)	(9)	(9)	(9)	(9)	(9)	(9)	(9)	(9)	(9)	(9)	(9)	(9)	(9)		
73,636	38,553	3,470	19,946	11,667	(9)	(9)	267,980	263,839	2,314	1,827	(9)	449,151	181,171		
1,102,341	236,800	122,491	577,482	163,978	(9)	1,500	2,589,622	2,561,833	10,776	15,413	1,600	4,315,590	1,725,968		
1,246,537	171,387	128,788	548,196	394,256	3,910	(9)	2,734,657	2,688,238	12,566	33,853	(9)	5,675,255	2,940,598		
(9)	(9)	(9)	(9)	(9)	(9)	(9)	(9)	(9)	(9)	(9)	(9)	(9)	(9)		
466,048	38,251	70,529	266,870	90,998	(9)	(9)	443,907	376,018	7,930	24,692	35,267	1,408,872	964,965		
(9)	(9)	(9)	(9)	(9)	(9)	(9)	(9)	(9)	(9)	(9)	(9)	(9)	(9)		
(9)	(9)	(9)	(9)	(9)	(9)	(9)	(9)	(9)	(9)	(9)	(9)	(9)	(9)		
121,432	24,800	7,441	79,270	9,861	(9)	(9)	277,488	272,548	777	4,163	(9)	456,538	179,050		
(9)	(9)	(9)	(9)	(9)	(9)	(9)	(9)	(9)	(9)	(9)	(9)	(9)	(9)		
1,598,576	109,667	141,030	1,143,778	192,704	1,150	10,247	2,280,331	2,213,136	22,268	47,747	3,180	4,457,225	2,170,894		
(9)	(9)	(9)	(9)	(9)	(9)	(9)	(9)	(9)	(9)	(9)	(9)	(9)	(9)		
68,857	11,900	9,795	37,162	10,000	(9)	(9)	619,806	609,505	4,260	6,041	(9)	749,273	129,467		
(9)	(9)	(9)	(9)	(9)	(9)	(9)	(9)	(9)	(9)	(9)	(9)	(9)	(9)		
20,678,090	970,617	4,600,757	12,084,903	1,403,499	1,020,286	538,628	53,154,628	50,093,283	2,372,400	685,677	3,268	100,704,174	53,549,546		
(9)	(9)	(9)	(9)	(9)	(9)	(9)	(9)	(9)	(9)	(9)	(9)	(9)	(9)		
577,590	19,359	19,556	535,475	3,200	(9)	(9)	52,856	35,537	2,465	11,509	3,345	819,833	766,977		
(9)	(9)	(9)	(9)	(9)	(9)	(9)	(9)	(9)	(9)	(9)	(9)	(9)	(9)		
3,035,896	312,785	223,379	2,200,671	294,068	2,900	2,193	7,699,230	6,460,998	6,087	50,572	1,181,673	12,610,569	4,611,339		
1,009,265	23,106	17,960	967,931	(9)	(9)	268	168,791	144,244	5,249	15,279	4,019	1,438,544	1,209,753		
(9)	(9)	(9)	(9)	(9)	(9)	(9)	(9)	(9)	(9)	(9)	(9)	(9)	(9)		
4,132,214	498,906	340,420	2,789,331	477,927	1,300	24,330	16,717,377	13,462,216	2,446	70,573	3,182,142	24,031,173	7,313,796		
1,149,926	12,016	33,624	1,098,270	0,016	(9)	(9)	70,288	40,549	3,016	23,043	3,380	1,599,036	1,628,748		
(9)	(9)	(9)	(9)	(9)	(9)	(9)	(9)	(9)	(9)	(9)	(9)	(9)	(9)		
5,248,561	800,054	446,392	3,208,030	778,808	15,277	(9)	15,970,310	11,966,380	4,226	83,713	3,915,991	24,788,895	8,818,585		
414,537	34,295	34,511	316,054	29,077	(9)	(9)	874,390	859,551	5,938	8,901	(9)	1,508,149	633,759		
101,343	22,430	(9)	60,117	18,790	(9)	(9)	188,139	159,004	10,174	1,063	17,358	372,252	184,113		
(9)	(9)	(9)	(9)	(9)	(9)	(9)	(9)	(9)	(9)	(9)	(9)	(9)	(9)		
591,753	122,100	35,808	414,045	15,927	(9)	3,873	513,452	490,326	3,437	13,689	(9)	1,325,712	812,260		
(9)	(9)	(9)	(9)	(9)	(9)	(9)	(9)	(9)	(9)	(9)	(9)	(9)	(9)		
5,684,178	284,017	518,295	4,434,418	400,543	25,216	21,689	10,937,156	10,804,762	33,216	98,178	1,000	21,395,463	10,458,307		
3,386,637	702,278	396,946	1,305,000	950,801	9,081	22,441	8,834,687	8,686,960	52,757	73,970	21,000	20,075,309	11,240,622		
(9)	(9)	(9)	(9)	(9)	(9)	(9)	(9)	(9)	(9)	(9)	(9)	(9)	(9)		
779,849	89,782	47,629	598,017	44,421	(9)	(9)	1,937,867	1,837,569	548	10,007	59,743	3,051,135	1,113,268		
2,604,067	480,351	183,700	1,627,322	290,597	(9)	22,007	2,884,027	2,742,097	81,799	60,131	(9)	8,009,250	5,125,223		
1,563,951	280,994	188,622	990,824	101,911	1,600	(9)	6,244,412	6,120,746	31,808	85,349	6,509	10,012,818	4,668,406		
19,817,728	630,524	272,112	18,831,279	63,168	1,976	18,679	2,017,015	1,243,758	86,787	204,922	422,148	26,808,768	24,791,153		
(9)	(9)	(9)	(9)	(9)	(9)	(9)	(9)	(9)	(9)	(9)	(9)	(9)	(9)		
30,637,596	4,258,058	1,690,884	10,996,881	4,539,134	(9)	152,039	152,434,386	119,830,076	49,438	471,034	32,083,838	208,460,460	56,026,074		
(9)	(9)	(9)	(9)	(9)	(9)	(9)	(9)	(9)	(9)	(9)	(9)	(9)	(9)		
(9)	(9)	(9)	(9)	(9)	(9)	(9)	(9)	(9)	(9)	(9)	(9)	(9)	(9)		
464,336	73,616	59,621	233,043	98,056	(9)	(9)	816,809	798,996	2,450	11,193	4,170	1,849,104	1,032,295		
19,254,083	514,278	6,474,027	10,483,362	1,200,487	483,929	98,000	13,041,546	12,488,171	215,091	176,970	161,308	42,301,859	20,260,313		
(9)	(9)	(9)	(9)	(9)	(9)	(9)	(9)	(9)	(						

TABLE 9.—GENERAL STATISTICS FOR

Group No.	INDUSTRY	*Num-ber of estab-lish-ments	*Pro-pri- etors and firm mem- bers	*PERSONS EMPLOYED IN MANUFACTURING ESTABLISHMENTS 1						
				Total 2	Salaried officers of corporations 2	Manufacturing		Distri- bution	Con- struction	Other
						Salaried employ- ees 2	Wage earners (average for year) 2			
NEW YORK CITY-NEWARK-JERSEY CITY INDUSTRIAL AREA—Continued										
13	Concrete products.....	114	46	2,006	105	135	1,525	197	38	6
1	Condensed and evaporated milk.....	4		61	5	11	19	26		
17	Construction and similar machinery (except mining and oil-field machinery and tools).....	9	4	607	15	178	394	20		
7	Converted paper products not elsewhere classified.....	117	64	5,728	148	519	4,221	768	68	4
1	Cooking and other edible fats and oils, not elsewhere classified.....	8		1,172	3	223	882	63	1	
6	Cooperage.....	21	6	773	14	82	657	18	1	1
3	Cordage and twine.....	10		1,173	14	86	1,053	20		
4	Corsets and allied garments.....	159	75	10,191	200	618	8,498	850	11	14
20	Costume jewelry and costume novelties (jewelry other than fine jewelry) *.....	154	142	3,376	115	211	2,049	399	2	
3	Cotton broad woven goods.....	14	4	985	25	73	810	77		
11	Cotton narrow fabrics.....	14	5	358	12	30	297	19		
3	Cotton yarn.....	18	11	698	15	68	583	32		
13	Cured fish.....	17	11	342	17	30	243	52		
14	Curtains, draperies, and bedspreads—contract factories.....	45	49	577	13	18	532	14		
4	Curtains, draperies, and bedspreads—made in regular factories or by jobbers engaging contractors.....	128	88	3,990	105	229	3,350	302	2	8
14	Cutlery (except aluminum, silver, and plated cutlery) and edge tools.....	54	24	3,695	87	268	2,900	430	1	
20	Dental equipment and supplies.....	29	20	945	24	113	708	100		
7	Die-cut paper and paperboard, and converted cardboard.....	39	16	1,109	48	114	840	92	3	6
20	Dolls (except rubber).....	74	50	2,407	80	141	2,101	84	1	
14	Doors, window sash, frames, molding, and trim (made of metal).....	79	33	2,150	122	213	1,586	229		
4	Dress and semidress gloves and mittens: cloth, cloth and leather combined.....	26	11	2,032	34	74	1,849	69	2	4
9	Drugs and medicines (including drug grinding).....	217	42	8,702	294	1,258	4,925	2,068	68	89
3	Dyeing and finishing cotton, rayon, silk, and linen textiles.....	206	73	14,676	350	1,081	12,840	391	10	4
16	Electrical appliances.....	17	7	308	20	30	235	23		
16	Electrical measuring instruments.....	14	6	3,431	16	688	2,438	225	64	
16	Electrical products not elsewhere classified.....	36	10	3,094	32	657	1,865	502	38	
16	Electric lamps.....	26	4	6,159	35	813	4,839	415	41	16
15	Electroplating, plating, and polishing.....	142	140	1,701	87	86	1,432	81	7	8
8	Electrotyping and stereotyping, not done in printing establishments.....	45	10	1,004	73	216	1,157	158		
17	Elevators, escalators, and conveyors.....	23	3	2,819	47	542	2,134	96		
4	Embroideries, other than Schiffli-machine products—contract factories.....	288	317	3,654	95	86	3,304	99		10
4	Embroideries: Schiffli-machine products.....	364	366	3,363	123	86	3,040	110		4
14	Enameled-iron sanitary ware and other plumbers' supplies (not including pipe and vitreous and semi-vitreous china sanitary ware).....	40	20	1,405	47	102	1,177	79		
14	Enameling, japanning, and lacquering.....	14	14	141	9	15	114	3		
15	Engraving on metal (except for printing purposes).....	31	35	1,011	13	80	888	28		2
8	Engraving (steel, copperplate, and wood); plate printing.....	117	81	2,304	103	244	1,863	94		
7	Envelopes.....	34	11	1,639	47	122	1,259	209	2	
9	Essential oils.....	8	3	244	6	23	202	13		
20	Fabricated plastic products, not elsewhere classified.....	55	17	1,949	78	158	1,588	97	26	2
14	Fabricated structural steel and ornamental metal work, made in plants not operated in connection with rolling mills.....	211	100	3,825	283	367	2,903	211	1	
20	Feathers, plumes, and artificial flowers.....	243	219	5,585	166	215	4,789	411	4	
9	Fertilizers.....	6	1	627	2	50	637	35	3	
7	Fiber cans, tubes, and similar products.....	26	10	1,515	35	154	1,265	57	4	
3	Finishing of men's and boys' hats of fur-felt, wool-felt, and straw.....	81	41	3,473	96	185	3,087	105		
9	Fireworks.....	8		220	12	15	186	4		3
1	Flavoring extracts and flavoring sirups, not elsewhere classified.....	107	43	1,250	119	179	654	272	1	25
13	Floor and wall tile (except quarry tile).....	4	1	311	6	21	260	14	10	
1	Flour and other grain-mill products.....	4	1	61	4	5	37	15		
1	Food preparations, not elsewhere classified.....	97	38	3,618	111	298	2,140	1,041	17	11
17	Food-products machinery.....	36	16	1,986	56	435	1,275	190		30
12	Footwear (except rubber).....	165	53	13,080	305	720	12,183	404	8	
14	Forgings, iron and steel—made in plants not operated in connection with rolling mills.....	12	8	276	12	15	239	10		
4	Fur coats and other fur garments, accessories, and trimmings.....	1,838	2,065	14,419	1,455	939	10,923	1,102		
20	Furs, dressed and dyed.....	111	70	4,476	106	218	3,758	287	17	
20	Games and toys (except dolls and children's vehicles).....	115	80	4,337	108	323	3,672	230	4	
8	General commercial (job) printing.....	1,729	1,310	22,295	1,383	2,408	10,705	1,789	6	4
16	Generating, distribution, and industrial apparatus, and apparatus for incorporation in manufactured products, not elsewhere classified.....	71	21	7,554	98	1,509	5,510	424	7	6
9	Glue and gelatin.....	13	1	362	13	66	269	13	1	
14	Gray-iron and semisteel castings.....	41	16	3,332	68	207	2,996	71		
9	Grease and tallow (except lubricating greases).....	22	14	1,095	24	124	827	75	33	2
8	Greeting cards (except hand-painted).....	36	24	2,220	37	244	1,715	224		
13	Gypsum products.....	4		706		84	615		7	
20	Hair work.....	28	27	205	16	11	224	14		
4	Handkerchiefs—made in contract factories.....	17	11	1,057	14	11	1,032			
20	Hand stamps, stencils, and brands *.....	55	36	681	69	83	450	88	1	
14	Hardware not elsewhere classified.....	71	33	2,630	86	243	2,081	201	16	3
4	Hat and cap materials; trimmings, etc.....	50	33	873	41	52	738	41		1
3	Hats, straw.....	6		295	10	11	267	7		
14	Heating and cooking apparatus, except electric, not elsewhere classified.....	28	14	254	24	35	188	7		
3	Hosiery—full-fashioned.....	22	2	4,470	24	208	4,089	142	6	

See footnotes at end of table.

## NEW JERSEY

633

## INDUSTRIAL AREAS, BY INDUSTRIES: 1939—Continued

SALARIES AND WAGES							COST OF MATERIALS, SUPPLIES, FUEL, PURCHASED ELECTRIC ENERGY, AND CONTRACT WORK							Value of products	Value added by manu- facture <sup>4</sup>
Total <sup>1</sup>	Salaries of officers of corporations <sup>2</sup>	Manufacturing		Distribution	Con- struction	Other	Total	Materials and supplies	Fuel	Pur- chased electric energy	Contract work				
		Salaries <sup>3</sup>	Wages												
NEW YORK CITY-NEWARK-JERSEY CITY INDUSTRIAL AREA—Continued															
Dollars 3,191,635 ( <sup>1</sup> )	Dollars 464,462 ( <sup>2</sup> )	Dollars 211,631 ( <sup>3</sup> )	Dollars 2,114,005 ( <sup>4</sup> )	Dollars 357,400 ( <sup>5</sup> )	Dollars 34,793 ( <sup>6</sup> )	Dollars 9,444 ( <sup>7</sup> )	Dollars 8,347,939 ( <sup>8</sup> )	Dollars 8,127,232 ( <sup>9</sup> )	Dollars 82,464 ( <sup>10</sup> )	Dollars 122,722 ( <sup>11</sup> )	Dollars 15,521 ( <sup>12</sup> )	Dollars 14,856,354 ( <sup>13</sup> )	Dollars 6,508,415 ( <sup>14</sup> )	1	2
971,459	75,402	220,807	646,916	28,334			1,645,816	1,005,551	11,933	28,122	210	3,101,992	1,456,176	3	4
7,572,148	1,041,968	903,641	4,127,951	1,380,758	124,797	4,043	13,531,879	13,259,771	67,623	175,018	29,467	29,334,569	15,802,690	5	6
1,915,378	15,600	481,866	1,288,542	127,846	1,524		30,720,774	30,350,290	262,449	95,501	18,534	38,428,639	7,701,865	7	8
1,162,247	84,452	190,000	845,495	29,481	2,250	1,560	1,966,409	1,931,972	23,991	10,446		3,492,962	1,526,553	9	10
1,444,032	57,200	215,411	1,132,956	38,465			2,923,228	2,783,156	67,081	82,991		6,358,672	3,435,444	11	12
11,373,266	1,270,237	1,114,317	7,353,313	1,601,961	19,681	13,747	21,115,432	19,832,138	6,579	130,971	1,145,744	38,830,148	17,714,716	13	14
3,846,329	512,881	322,528	2,344,559	664,046	2,315		4,591,794	4,417,469	11,466	58,807	103,992	11,274,850	6,683,050	15	16
1,080,314	171,415	116,420	670,624	130,855			1,616,104	1,542,336	13,703	28,543	31,522	3,353,288	1,737,184	17	18
418,646	57,578	49,640	283,053	28,366			461,113	440,787	6,657	13,669		1,150,125	689,012	19	20
755,066	95,891	102,623	508,185	48,367			4,178,195	4,094,947	6,513	24,760	51,975	6,014,974	1,836,779	21	22
517,913	100,860	60,280	254,616	102,037		120	4,060,468	4,021,058	16,521	22,889		5,484,615	1,424,147	23	24
445,666	25,505	18,965	393,329	7,867			122,752	113,125	671	8,534	422	894,855	772,103	25	26
( <sup>15</sup> )	( <sup>16</sup> )	( <sup>17</sup> )	( <sup>18</sup> )	( <sup>19</sup> )	( <sup>20</sup> )	( <sup>21</sup> )	( <sup>22</sup> )	( <sup>23</sup> )	( <sup>24</sup> )	( <sup>25</sup> )	( <sup>26</sup> )	( <sup>27</sup> )	( <sup>28</sup> )	( <sup>29</sup> )	( <sup>30</sup> )
5,705,087	760,697	609,756	3,385,138	947,747	1,749		5,947,325	5,705,339	61,123	144,990	35,873	15,085,751	9,138,426	31	32
1,515,895	133,043	216,692	975,741	190,419			5,044,772	4,987,141	36,246	14,545	6,840	8,398,097	3,353,325	33	34
1,722,263	208,039	249,295	995,587	184,691	7,445	17,206	3,292,979	3,225,554	18,567	48,858		6,424,938	3,131,959	35	36
3,560,337	564,499	380,476	2,280,126	329,236			3,987,593	3,694,614	23,760	72,914	196,305	9,483,514	5,495,921	37	38
1,572,835	91,810	100,692	1,290,421	80,397	2,240	7,275	2,140,297	1,990,999	28,567	120,731		4,217,113	2,076,816	39	40
14,534,261	2,126,112	2,593,751	5,638,041	3,923,651	124,475	128,231	29,441,161	28,149,652	292,209	294,937	704,937	87,550,250	58,089,089	41	42
19,250,447	1,894,476	2,160,407	14,397,199	773,913		4,452	16,354,650	13,635,476	2,159,689	558,733	752	46,161,643	29,806,393	43	44
306,441	90,843	44,199	232,800	28,509			811,258	771,575	3,285	16,349	120,079	1,618,058	766,770	45	46
5,600,413	165,405	1,378,429	3,615,332	405,055	101,192		4,253,383	4,112,976	45,095	74,121	21,191	16,017,568	11,764,185	47	48
5,164,134	180,521	1,598,721	2,636,814	592,611	155,467		4,241,005	4,039,075	67,548	126,006	8,376	12,507,784	8,266,779	49	50
2,141,085	278,089	124,148	1,008,431	111,579	12,333	7,105	1,022,411	792,553	33,190	180,012	16,656	4,524,262	3,501,851	51	52
3,571,749	427,273	436,047	2,278,180	430,249			3,481,813	984,246	36,576	149,414	2,311,577	8,775,530	5,293,717	53	54
4,857,225	245,474	1,106,320	3,210,502	294,929			4,791,126	4,508,180	94,502	108,793	79,651	15,699,801	10,908,675	55	56
3,213,577	259,473	115,779	2,736,561	93,204		8,560	1,371,873	1,151,943	7,091	58,454	153,785	6,805,085	5,433,212	57	58
3,440,873	413,472	156,238	2,690,599	177,231		3,333	5,559,889	4,249,994	59,785	122,778	1,127,332	12,199,058	6,639,169	59	60
1,984,607	232,221	187,437	1,404,245	160,704			3,774,012	3,516,239	32,363	90,268	135,142	7,135,973	3,361,961	61	62
( <sup>31</sup> )	( <sup>32</sup> )	( <sup>33</sup> )	( <sup>34</sup> )	( <sup>35</sup> )	( <sup>36</sup> )	( <sup>37</sup> )	( <sup>38</sup> )	( <sup>39</sup> )	( <sup>40</sup> )	( <sup>41</sup> )	( <sup>42</sup> )	( <sup>43</sup> )	( <sup>44</sup> )	( <sup>45</sup> )	( <sup>46</sup> )
1,600,477	113,067	153,210	1,129,652	201,048		3,500	1,217,840	1,145,855	21,900	31,734	18,351	3,671,120	2,453,280	63	64
3,976,875	404,187	568,890	2,867,462	136,336			1,404,295	1,238,030	31,796	70,525	63,944	7,157,951	5,753,656	65	66
2,483,088	297,559	193,413	1,456,288	530,887	5,541		3,539,442	3,419,398	7,902	81,840	30,302	7,219,296	3,679,854	67	68
432,877	60,207	63,948	255,753	52,969			4,735,575	4,694,208	30,205	4,789	6,373	6,666,067	1,930,492	69	70
2,504,037	418,125	309,626	1,642,673	185,999	37,201	10,323	3,414,678	3,181,642	48,740	118,200	65,496	6,488,344	3,534,266	71	72
6,469,091	1,061,238	703,190	4,258,144	445,219	1,300		12,811,331	12,189,694	54,829	144,321	422,487	23,475,554	10,064,223	73	74
4,786,641	602,427	251,738	3,396,283	532,013	4,180		5,364,879	5,237,382	18,445	75,437	33,615	13,074,080	7,709,201	75	76
876,232	15,000	95,276	680,372	81,880	3,695		3,183,343	3,095,411	59,998	27,934		4,761,410	1,578,067	77	78
1,878,132	149,793	282,487	1,331,065	107,269	7,618		3,254,310	3,097,241	96,274	60,795		7,372,700	4,118,390	79	80
4,018,301	502,022	278,090	3,040,512	197,677			10,840,974	9,809,972	86,039	80,766	864,197	17,097,921	6,256,947	81	82
236,776	46,326	28,583	153,181	4,446		4,260	178,317	159,184	15,614	3,519		616,885	438,568	83	84
2,459,644	773,711	353,919	863,476	425,312	1,070	42,156	9,500,225	9,356,207	54,489	59,529		30,376,019	20,875,794	85	86
( <sup>47</sup> )	( <sup>48</sup> )	( <sup>49</sup> )	( <sup>50</sup> )	( <sup>51</sup> )	( <sup>52</sup> )	( <sup>53</sup> )	( <sup>54</sup> )	( <sup>55</sup> )	( <sup>56</sup> )	( <sup>57</sup> )	( <sup>58</sup> )	( <sup>59</sup> )	( <sup>60</sup> )	( <sup>61</sup> )	( <sup>62</sup> )
4,621,189	689,504	560,354	2,091,163	1,243,881	20,437	6,850	25,845,392	25,583,963	109,747	151,682		38,537,320	12,691,928	87	88
4,023,432	445,125	958,774	2,076,939	485,787		56,807	2,634,765	2,484,474	35,633	49,393	65,265	5,906,253	6,271,488	89	90
15,562,005	1,439,862	1,184,729	11,985,719	943,001	8,694		19,877,853	19,528,609	22,101	219,031	108,112	40,355,144	20,477,291	91	92
435,300	48,821	30,675	331,676	24,128			492,631	388,094	73,555	21,878	9,104	1,219,796	727,165	93	94
28,893,308	4,874,698	1,592,134	20,458,974	1,967,502			98,576,699	96,626,711	22,207	284,093	1,643,688	151,126,511	52,549,812	95	96
9,734,713	1,069,469	672,132	7,348,050	617,629	27,433		3,116,161	2,769,878	60,256	191,885	94,132	17,033,251	13,917,100	97	98
4,481,268	527,116	556,796	3,022,350	367,971	7,035		7,717,220	7,585,207	35,865	82,766	33,382	15,768,234	8,051,014	99	100
39,484,636	6,130,719	4,369,734	25,158,315	3,807,570	5,369	12,929	36,350,557	30,684,121	185,401	1,168,726	4,312,309	98,566,965	62,216,408	101	102
12,746,154	710,639	3,080,285	7,977,943	964,313	9,114	6,860	14,428,133	13,984,241	155,118	237,188	51,586	37,389,479	22,961,346	103	104
533,729	65,423	100,853	348,370	17,743	1,540		2,465,073	2,403,351	31,213	29,502	1,007	4,564,227	2,099,154	105	106
4,778,800	375														



## CENSUS OF MANUFACTURES: 1939

TABLE 9.—GENERAL STATISTICS FOR

Group No.	INDUSTRY	*Num-ber of estab-lish-ments	*Pro-pri-ators and firm mem-bers	*PERSONS EMPLOYED IN MANUFACTURING ESTABLISHMENTS 1						
				Total 2	Salaried officers of corporations 2	Manufacturing		Distri-bution	Con-struc-tion	Other
						Salaried employ-ees 2	Wage earners (average for year) 3			
NEW YORK CITY-NEWARK-JERSEY CITY INDUSTRIAL AREA—Continued										
1	3	Hosiery—seamless	7	5	175	10	6	156	3	
2	4	House dresses, uniforms, and aprons—made in contract factories	152	157	5,364	37	58	5,262	6	1
3	4	House dresses, uniforms, and aprons—made in inside factories or by jobbers engaging contractors	161	145	4,763	133	282	3,926	412	10
4	4	Housefurnishings (except curtains, draperies, and bedspreads)	193	159	4,105	130	290	3,307	360	10
5	6	Household furniture, except upholstered	246	157	4,986	292	323	3,992	368	11
6	1	Ice cream and ices	108	52	3,536	92	225	1,502	1,523	38
7	1	Ice, manufactured	114	7	1,460	60	149	1,081	144	26
8	12	Industrial leather belting and packing leather	29	10	193	32	24	98	39	
9	17	Industrial machinery, not elsewhere classified	87	29	3,583	130	579	2,573	243	42
10	9	Insecticides, fungicides, and related industrial and household chemical compounds	148	33	2,047	164	363	1,217	280	14
11	17	Internal-combustion engines	3	1	107	6	11	90		
12	15	Jewelers' findings and materials	19	12	589	20	41	458	66	4
13	20	Jewelry cases and instrument cases	65	53	2,047	49	146	1,720	132	
14	15	Jewelry (precious metals)	448	393	5,367	318	643	3,890	495	21
15	3	Jute goods (except felt)	3		792	9	80	698	6	
16	3	Knitted cloth	102	60	1,900	87	146	1,561	100	1
17	3	Knitted gloves	3	1	899	1	1	896	1	
18	3	Knitted outerwear (except knit gloves)—contract factories	202	218	3,443	72	47	3,305	17	1
19	3	Knitted outerwear (except knit gloves)—regular factories or jobbers engaging contractors	212	145	5,409	233	277	4,166	716	5
20	3	Knitted underwear	9	7	381	15	20	317	27	12
21	3	Lace goods	16	14	815	16	40	728	31	
22	6	Lasts and related products	7	4	279	7	18	231	23	
23	12	Leather gloves and mittens	41	43	482	26	11	427	16	2
24	12	Leather goods not elsewhere classified	84	80	1,678	59	65	1,405	89	
25	12	Leather: tanned, curried, and finished—contract factories	25	19	698	34	24	627	13	
26	12	Leather: tanned, curried, and finished—regular factories or jobbers engaging contractors	37	8	1,684	79	100	1,423	74	8
27	15	Lighting fixtures	108	106	5,296	250	461	4,054	525	6
28	1	Liquors, rectified or blended	26	1	600	25	121	392	61	1
29	8	Lithographing and photo-lithographing (including preparation of stones or plates and dry transfers)	185	40	8,549	343	985	6,275	920	26
30	9	Lubricating oils and greases—not made in petroleum refineries	22	2	426	14	67	274	68	2
31	1	Macaroni, spaghetti, vermicelli, and noodles	78	87	2,296	73	119	1,702	396	3
32	8	Machine and hand typesetting (including advertisement typesetting)	183	121	2,427	190	249	1,826	162	
33	17	Machine-shop products, not elsewhere classified	230	124	5,225	235	669	3,734	457	27
34	17	Machine-shop repairs	96	66	719	72	73	567	5	
35	17	Machine-tool and other metalworking-machinery accessories, metal-cutting and shaping tools, and machinists' precision tools	127	77	1,611	109	119	1,336	39	1
36	17	Machine tools	8	1	668	13	90	527	36	2
37	1	Malt liquors	33		8,545	96	548	3,682	3,670	161
38	6	Mattresses and bedsprings	170	145	3,632	110	381	2,796	335	10
39	17	Measuring instruments, mechanical (except electrical measuring instruments, watches, and clocks)	11	1	1,461	19	128	1,191	119	1
40	1	Meat packing, wholesale	59	14	9,655	91	938	6,920	1,636	27
41	17	Mechanical power-transmission equipment	17	4	2,135	23	332	1,634	146	
42	4	Men's and boys' hats and caps (except felt and straw)	103	135	1,347	43	48	1,189	65	2
43	4	Men's and boys' shirts (except work shirts), collars, and nightwear—made in contract factories	34	30	2,399	17	61	2,313	4	4
44	4	Men's and boys' shirts (except work shirts), collars, and nightwear—made in inside factories or by jobbers engaging contractors	136	75	4,911	119	290	4,235	258	9
45	4	Men's and boys' suits, coats, and overcoats (except work clothing)—made in contract factories	506	609	25,252	316	360	24,466	70	1
46	4	Men's and boys' suits, coats, and overcoats (except work clothing)—made in inside factories or by jobbers engaging contractors	612	452	15,290	585	835	11,957	1,845	24
47	4	Men's and boys' underwear—made in inside factories or by jobbers engaging contractors	4		56	4	6	45	1	
48	4	Men's neckwear—made in contract factories	27	28	681	6	9	663	3	
49	4	Men's neckwear—made in inside factories or by jobbers engaging contractors	176	172	3,021	100	167	2,445	294	15
50	17	Metalworking machinery and equipment, not elsewhere classified	17	6	2,935	15	728	2,072	115	3
51	4	Millinery	733	450	16,358	774	908	13,268	1,369	1
52	13	Minerals and earths, ground or otherwise treated	14	2	574	15	31	505	23	38
53	6	Mirror frames and picture frames	68	46	997	60	54	821	62	
54	13	Mirrors and other glass products made of purchased glass	169	124	2,614	171	164	2,085	182	4
55	20	Miscellaneous fabricated products not elsewhere classified	263	186	6,576	221	369	5,465	515	3
56	4	Miscellaneous fabricated textile products not elsewhere classified	110	87	1,615	79	109	1,314	106	2
57	20	Models and patterns (except paper patterns)	119	79	1,360	117	87	1,057	99	
58	13	Monuments, tombstones, cut-stone, and stone products not elsewhere classified	141	62	1,569	145	111	1,121	173	3
59	18	Motor vehicles, motor-vehicle bodies, parts and accessories	99	38	13,323	133	1,365	10,718	1,100	3
60	20	Needles, pins, hooks and eyes, and slide and snap fasteners	22	4	2,306	30	109	2,001	120	46
61	8	Newspapers: publishing and printing	173	45	23,773	218	7,644	10,555	5,287	99
62	8	Newspapers: publishing without printing	60	12	495	34	339	38	84	
63	1	Nonalcoholic beverages	257	144	3,579	254	254	1,761	1,221	44
64	15	Nonferrous-metal foundries (except aluminum)	67	50	646	48	39	537	17	
65	15	Nonferrous-metal products not elsewhere classified	117	52	3,887	142	484	2,996	229	16

See footnotes at end of table.



## INDUSTRIAL AREAS, BY INDUSTRIES: 1939—Continued

SALARIES AND WAGES							COST OF MATERIALS, SUPPLIES, FUEL, PURCHASED ELECTRIC ENERGY, AND CONTRACT WORK							Value of products	Value added by manu- facture <sup>1</sup>
Total <sup>2</sup>	Salaries of officers of corporations <sup>3</sup>	Manufacturing		Distribu- tion	Con- struction	Other	Total	Materials and supplies	Fuel	Pur- chased electric energy	Contract work				
		Salaries <sup>4</sup>	Wages												

NEW YORK CITY-NEWARK-JERSEY CITY INDUSTRIAL AREA—Continued														
Dollars ( <sup>1</sup> )	Dollars ( <sup>1</sup> )	Dollars ( <sup>1</sup> )	Dollars ( <sup>1</sup> )	Dollars ( <sup>1</sup> )	Dollars ( <sup>1</sup> )	Dollars ( <sup>1</sup> )	Dollars ( <sup>1</sup> )	Dollars ( <sup>1</sup> )	Dollars ( <sup>1</sup> )	Dollars ( <sup>1</sup> )	Dollars ( <sup>1</sup> )	Dollars ( <sup>1</sup> )	Dollars ( <sup>1</sup> )	Dollars ( <sup>1</sup> )
3,517,134	69,070	84,630	3,355,167	6,567	-----	1,700	252,093	160,279	15,278	76,387	149	4,742,489	4,490,396	2
5,098,474	646,908	397,645	3,336,519	700,167	-----	17,235	24,412,449	18,991,908	9,807	91,118	5,319,616	33,631,755	9,219,306	3
4,452,732	556,476	397,095	2,858,637	607,176	24,186	-----	16,113,263	15,594,044	19,105	106,938	24,750,923	8,637,660	4	
6,943,510	995,760	526,069	4,748,404	638,599	-----	34,678	8,855,520	8,512,233	57,161	195,464	90,662	19,848,792	10,993,272	5
5,944,147	402,818	409,305	1,975,957	2,893,570	98,433	164,064	17,206,962	16,593,295	105,393	508,274	-----	33,313,578	16,106,616	6
2,343,830	342,022	329,059	1,448,765	199,391	1,385	23,208	2,224,470	312,611	101,963	1,809,896	-----	9,256,758	7,032,288	7
332,475	104,864	44,096	124,371	59,144	-----	-----	762,073	744,970	1,925	9,051	6,127	1,364,631	602,558	8
6,224,619	741,462	1,106,187	3,771,234	527,828	56,166	21,742	6,309,794	5,907,227	146,935	203,333	52,269	16,567,116	10,257,322	9
3,619,976	753,095	798,832	1,403,219	623,464	29,230	12,136	13,161,746	12,816,140	137,629	95,512	112,465	25,739,545	12,577,799	10
( <sup>1</sup> )	( <sup>1</sup> )	( <sup>1</sup> )	( <sup>1</sup> )	( <sup>1</sup> )	( <sup>1</sup> )	( <sup>1</sup> )	( <sup>1</sup> )	( <sup>1</sup> )	( <sup>1</sup> )	( <sup>1</sup> )	( <sup>1</sup> )	( <sup>1</sup> )	( <sup>1</sup> )	11
1,002,525	168,784	85,072	616,897	129,772	-----	2,000	3,528,722	3,418,188	9,251	17,960	83,323	5,156,240	1,627,518	12
2,571,768	236,367	224,144	1,658,815	452,442	-----	-----	2,681,844	2,597,517	10,958	56,392	16,977	6,257,166	3,575,322	13
9,225,843	1,588,376	1,042,320	5,510,532	1,065,581	-----	19,034	16,734,888	15,897,546	31,793	95,172	740,377	32,151,557	15,416,669	14
( <sup>1</sup> )	( <sup>1</sup> )	( <sup>1</sup> )	( <sup>1</sup> )	( <sup>1</sup> )	( <sup>1</sup> )	( <sup>1</sup> )	( <sup>1</sup> )	( <sup>1</sup> )	( <sup>1</sup> )	( <sup>1</sup> )	( <sup>1</sup> )	( <sup>1</sup> )	( <sup>1</sup> )	15
2,500,532	431,744	285,410	1,569,690	206,928	2,860	3,900	11,366,702	10,712,126	25,593	114,448	514,535	16,170,198	4,803,496	16
2,863,867	122,385	83,041	2,648,209	8,382	900	950	669,629	494,583	35,088	108,358	31,600	5,466,981	4,797,362	17
( <sup>1</sup> )	( <sup>1</sup> )	( <sup>1</sup> )	( <sup>1</sup> )	( <sup>1</sup> )	( <sup>1</sup> )	( <sup>1</sup> )	( <sup>1</sup> )	( <sup>1</sup> )	( <sup>1</sup> )	( <sup>1</sup> )	( <sup>1</sup> )	( <sup>1</sup> )	( <sup>1</sup> )	18
6,814,806	1,074,024	444,608	4,126,050	1,145,081	10,760	13,383	20,580,838	20,838,558	33,208	150,650	5,558,422	39,491,386	12,910,548	19
411,096	60,749	34,347	272,344	41,724	-----	1,932	1,127,704	960,429	8,373	7,783	151,209	1,785,226	657,432	20
997,740	90,419	69,857	805,669	31,795	-----	-----	951,049	875,720	30,568	14,509	30,252	2,883,270	1,932,221	21
447,996	30,813	37,465	330,202	49,516	-----	-----	265,037	243,616	2,120	19,301	-----	1,104,757	839,720	22
492,933	51,745	14,620	490,270	22,854	-----	3,444	654,992	602,407	90	5,085	47,410	1,373,617	718,625	23
1,782,395	266,221	102,355	1,282,384	131,435	-----	-----	2,560,525	2,473,625	6,454	29,233	51,213	5,393,322	2,832,767	24
996,933	171,647	46,696	760,186	18,404	-----	-----	919,915	768,300	65,247	36,932	49,436	2,293,670	1,373,755	25
( <sup>1</sup> )	( <sup>1</sup> )	( <sup>1</sup> )	( <sup>1</sup> )	( <sup>1</sup> )	( <sup>1</sup> )	( <sup>1</sup> )	( <sup>1</sup> )	( <sup>1</sup> )	( <sup>1</sup> )	( <sup>1</sup> )	( <sup>1</sup> )	( <sup>1</sup> )	( <sup>1</sup> )	26
2,695,366	487,726	232,895	1,802,435	160,887	11,423	-----	8,110,633	7,283,510	117,712	98,103	611,308	12,708,510	4,597,877	27
7,674,179	1,328,740	837,672	4,527,525	975,385	-----	4,857	14,417,676	14,034,833	56,017	194,992	131,834	27,875,427	13,457,751	28
880,882	94,555	221,308	409,404	100,460	-----	1,155	5,410,549	5,364,017	19,339	27,193	-----	8,265,236	2,854,687	29
( <sup>1</sup> )	( <sup>1</sup> )	( <sup>1</sup> )	( <sup>1</sup> )	( <sup>1</sup> )	( <sup>1</sup> )	( <sup>1</sup> )	( <sup>1</sup> )	( <sup>1</sup> )	( <sup>1</sup> )	( <sup>1</sup> )	( <sup>1</sup> )	( <sup>1</sup> )	( <sup>1</sup> )	30
16,675,542	2,220,108	2,112,593	9,918,718	2,386,285	37,838	-----	14,397,446	11,733,183	75,216	364,236	2,224,811	39,736,916	25,339,470	31
884,960	123,453	171,011	392,158	196,343	1,765	260	5,518,918	5,419,908	74,103	19,401	5,506	9,102,528	3,583,610	32
( <sup>1</sup> )	( <sup>1</sup> )	( <sup>1</sup> )	( <sup>1</sup> )	( <sup>1</sup> )	( <sup>1</sup> )	( <sup>1</sup> )	( <sup>1</sup> )	( <sup>1</sup> )	( <sup>1</sup> )	( <sup>1</sup> )	( <sup>1</sup> )	( <sup>1</sup> )	( <sup>1</sup> )	33
3,183,081	418,163	217,547	1,809,360	695,238	39,116	3,657	8,316,038	7,945,743	100,079	259,745	10,471	15,426,736	7,110,698	34
4,543,693	790,205	447,798	3,010,260	295,430	-----	-----	1,038,043	757,735	26,494	107,502	146,312	7,714,152	6,076,109	35
8,981,908	1,420,011	1,229,056	5,112,874	989,214	27,292	203,461	11,265,508	10,812,834	141,512	241,211	69,951	26,703,225	15,437,717	36
1,208,271	192,095	125,989	881,857	6,579	-----	1,751	755,854	701,919	12,457	38,994	2,484	2,790,792	2,034,938	37
( <sup>1</sup> )	( <sup>1</sup> )	( <sup>1</sup> )	( <sup>1</sup> )	( <sup>1</sup> )	( <sup>1</sup> )	( <sup>1</sup> )	( <sup>1</sup> )	( <sup>1</sup> )	( <sup>1</sup> )	( <sup>1</sup> )	( <sup>1</sup> )	( <sup>1</sup> )	( <sup>1</sup> )	38
2,880,399	530,673	219,026	2,065,013	66,438	953	7,296	1,361,714	1,190,625	13,797	80,222	77,070	5,587,717	4,226,003	39
( <sup>1</sup> )	( <sup>1</sup> )	( <sup>1</sup> )	( <sup>1</sup> )	( <sup>1</sup> )	( <sup>1</sup> )	( <sup>1</sup> )	( <sup>1</sup> )	( <sup>1</sup> )	( <sup>1</sup> )	( <sup>1</sup> )	( <sup>1</sup> )	( <sup>1</sup> )	( <sup>1</sup> )	40
1,257,291	84,890	239,385	849,007	82,232	-----	1,777	773,696	731,994	9,894	28,004	3,804	2,296,740	1,526,044	41
21,262,156	1,322,025	1,287,314	7,915,983	9,356,390	303,551	1,016,893	26,341,131	25,050,399	926,776	364,046	-----	93,430,573	67,080,442	42
5,575,095	433,492	679,081	3,904,674	546,334	-----	11,514	11,390,546	11,216,246	51,108	122,513	679	21,208,672	9,818,126	43
( <sup>1</sup> )	( <sup>1</sup> )	( <sup>1</sup> )	( <sup>1</sup> )	( <sup>1</sup> )	( <sup>1</sup> )	( <sup>1</sup> )	( <sup>1</sup> )	( <sup>1</sup> )	( <sup>1</sup> )	( <sup>1</sup> )	( <sup>1</sup> )	( <sup>1</sup> )	( <sup>1</sup> )	44
2,335,792	105,519	297,501	1,671,687	258,460	1,125	1,500	1,643,292	1,550,665	27,873	64,476	278	7,056,081	5,412,789	45
17,150,628	598,121	1,991,071	10,973,885	3,477,400	61,644	58,507	167,288,498	165,685,449	691,943	413,480	497,626	194,437,903	27,140,405	46
( <sup>1</sup> )	( <sup>1</sup> )	( <sup>1</sup> )	( <sup>1</sup> )	( <sup>1</sup> )	( <sup>1</sup> )	( <sup>1</sup> )	( <sup>1</sup> )	( <sup>1</sup> )	( <sup>1</sup> )	( <sup>1</sup> )	( <sup>1</sup> )	( <sup>1</sup> )	( <sup>1</sup> )	47
1,452,299	107,183	78,421	1,188,726	76,494	-----	1,475	2,358,148	2,200,068	4,620	31,610	121,850	4,759,878	2,401,730	48
( <sup>1</sup> )	( <sup>1</sup> )	( <sup>1</sup> )	( <sup>1</sup> )	( <sup>1</sup> )	( <sup>1</sup> )	( <sup>1</sup> )	( <sup>1</sup> )	( <sup>1</sup> )	( <sup>1</sup> )	( <sup>1</sup> )	( <sup>1</sup> )	( <sup>1</sup> )	( <sup>1</sup> )	49
1,648,426	49,546	95,270	1,496,695	4,146	-----	2,769	210,272	175,981	5,186	26,488	2,617	2,233,218	2,022,946	50
( <sup>1</sup> )	( <sup>1</sup> )	( <sup>1</sup> )	( <sup>1</sup> )	( <sup>1</sup> )	( <sup>1</sup> )	( <sup>1</sup> )	( <sup>1</sup> )	( <sup>1</sup> )	( <sup>1</sup> )	( <sup>1</sup> )	( <sup>1</sup> )	( <sup>1</sup> )	( <sup>1</sup> )	51
4,834,732	542,726	427,063	3,458,754	385,981	-----	10,308	20,321,894	14,759,151	27,951	63,107	5,471,685	28,980,723	8,658,829	52
( <sup>1</sup> )	( <sup>1</sup> )	( <sup>1</sup> )	( <sup>1</sup> )	( <sup>1</sup> )	( <sup>1</sup> )	( <sup>1</sup> )	( <sup>1</sup> )	( <sup>1</sup> )	( <sup>1</sup> )	( <sup>1</sup> )	( <sup>1</sup> )	( <sup>1</sup> )	( <sup>1</sup> )	53
25,291,158	854,264	504,982	23,830,971	70,732	560	29,649	1,384,574	868,595	96,211	309,378	110,390	31,620,361	30,235,787	54
( <sup>1</sup> )	( <sup>1</sup> )	( <sup>1</sup> )	( <sup>1</sup> )	( <sup>1</sup> )	( <sup>1</sup> )	( <sup>1</sup> )	( <sup>1</sup> )	( <sup>1</sup> )	( <sup>1</sup> )	( <sup>1</sup> )	( <sup>1</sup> )	( <sup>1</sup> )	( <sup>1</sup> )	55
25,515,576	2,908,238	1,636,195	17,721,794	3,285,377	24,801	39,171	138,957,874	100,473,495	47,414	320,041	38,116,924	189,498,21,		

## CENSUS OF MANUFACTURES: 1939

TABLE 9.—GENERAL STATISTICS FOR

Group No.	INDUSTRY	*Number of establishments	*Pro- pri- etors and firm mem- bers	*PERSONS EMPLOYED IN MANUFACTURING ESTABLISHMENTS 1						
				Total 2	Salaried officers of corporations 2	Manufacturing		Distri- bution	Con- struction	Other
						Salaried employ- ees 2	Wage earners (average for year) 2			
NEW YORK CITY-NEWARK-JERSEY CITY INDUSTRIAL AREA—Continued										
17	Office and store machines not elsewhere classified.....	29	8	1,890	48	302	1,422	105	1	12
26	Office furniture.....	23	5	929	38	99	674	103	15	
14	Oil burners, domestic and industrial.....	28	2	379	38	77	218	46		
20	Ophthalmic goods: lenses and fittings.....	32	11	1,529	60	108	1,242	114	5	
20	Optical instruments and lenses.....	7	1	150	13	19	112	6		
10	Oven coke and coke-oven byproducts.....	3		1,075		62	1,013			
10	Paints, varnishes, and lacquers.....	232	45	8,778	320	1,359	5,357	1,045	38	59
7	Paper and paperboard mills.....	21		2,279	29	188	2,001	36	25	
9	Paper bags, except those made in paper mills.....	25	7	1,923	32	90	1,664	137		
10	Paperboard containers and boxes not elsewhere classified.....	286	96	13,631	492	892	11,078	1,132	26	11
11	Paper-mill, pulp-mill, and paper-products machinery.....	9	3	980	22	134	721	101	2	
12	Partitions, shelving, cabinet work, and office and store fixtures.....	191	130	2,437	183	221	1,851	167	2	13
13	Paving blocks and paving mixtures: asphalt, creosoted wood, and com- position.....	8		254	4	23	227			
14	Pencils (except mechanical) and crayons.....	19	4	3,467	35	339	2,594	462	34	
15	Pens, mechanical pencils, and pen points.....	34	24	1,463	30	95	1,254	79	5	
16	Perfumes, cosmetics, and other toilet preparations.....	209	36	7,357	247	668	5,156	1,232	17	37
17	Periodicals: publishing and printing.....	52	8	4,944	82	1,309	2,180	1,329	20	24
18	Periodicals: publishing without printing.....	555	83	14,232	776	7,160	132	6,164		
19	Petroleum refining.....	11		8,872		1,197	5,035	223	2,239	178
20	Photoengraving, not done in printing establishments (including prepara- tion of plates).....	93	23	3,627	208	326	2,418	675		
21	Photographic apparatus and materials and projection equipment (except lenses).....	37	14	2,792	42	465	2,104	101	21	59
22	Pickled fruits and vegetables and vegetable sauces and seasonings.....	41	24	684	47	75	473	88		1
23	Planing mills not operated in conjunction with sawmills.....	205	90	2,584	201	181	1,913	262		27
24	Plastic materials.....	13		4,188	17	837	2,984	180	168	2
25	Plywood mills.....	3		27	7	3	15	2		
26	Pottery products not elsewhere classified.....	6		272	9	17	238	8		
27	Poultry dressing and packing, wholesale.....	10	2	215	16	12	172	15		
28	Power boilers and associated products.....	25	8	640	30	68	508	34		
29	Prepared feeds (including mineral) for animals and fowls.....	29	14	742	29	85	488	133		7
30	Preserves, jams, jellies, and fruit butters.....	24	5	582	39	47	382	111	2	1
31	Printing ink.....	58	7	1,739	82	398	944	311	1	3
32	Printing-trades machinery and equipment.....	48	11	5,021	65	864	3,610	416		66
33	Processed waste and recovered wool fibers—regular factories or jobbers engaging contractors.....	9	1	469	11	37	393	28		
34	Professional and scientific instruments (except surgical and dental).....	73	50	6,992	80	1,533	4,950	365	64	
35	Public-building furniture.....	14	6	435	17	32	367	18		1
36	Pumping equipment and air compressors.....	26	8	2,208	49	590	1,500	68		1
37	Radios, radio tubes, and phonographs.....	72	24	9,588	92	1,424	7,490	348	214	20
38	Rattan and willowware (except furniture) and baskets other than vege- table and fruit baskets.....	10	10	347	7	24	278	38		
39	Rayon broad woven goods—contract factories.....	27	13	907	31	28	842	6		
40	Rayon broad woven goods—regular factories or jobbers engaging con- tractors.....	33	20	1,585	35	78	1,440	32		
41	Rayon narrow fabrics.....	57	38	1,904	47	103	1,590	163		1
42	Rayon throwing and spinning—contract factories.....	8	6	157	3	4	149	1		
43	Rayon yarn and thread, spun or thrown—regular factories or jobbers engaging contractors.....	21	5	833	29	56	712	36		
44	Refrigerators, domestic (mechanical and absorption), refrigeration ma- chinery and equipment, and complete air-conditioning units.....	49	32	634	44	45	480	60		5
45	Robes, lounging garments, and dressing gowns.....	188	173	5,161	154	332	4,214	422		39
46	Roofing, built-up and roll; asphalt shingles; roof coating (except paint).....	17	9	1,344	9	195	1,083	41	15	1
47	Rubber products not elsewhere classified.....	86	23	10,082	122	1,139	8,090	510	203	18
48	Saddlery, harness, and whips.....	4	1	101	7	6	74	14		
49	Salad dressings.....	12	4	504	6	52	394	22	7	23
50	Sausage casings—not made in meat-packing establishments.....	8	2	159	6	11	140	2		
51	Sausages, prepared meats, and other meat products—not made in meat- packing establishments.....	133	83	1,995	115	145	1,170	525	11	29
52	Sawmills, veneer mills, and cooperage-stock mills, including those com- bined with logging camps and with planing mills.....	10	13	231	6	13	202	10		
53	Saws.....	5	5	143	5	12	120	6		
54	Scales and balances.....	13	5	860	16	103	629	110	2	
55	Screw-machine products and wood screws.....	28	15	957	36	69	782	70		
56	Secondary smelting and refining, gold, silver, and platinum.....	33	16	1,206	31	110	772	248		45
57	Secondary smelting and refining of nonferrous metals, not elsewhere classified.....	13	8	887	19	128	649	80	7	4
58	Sheet-metal work not specifically classified.....	155	70	2,837	166	232	2,189	240		10
59	Shipbuilding and ship repairing.....	57	4	16,511	111	1,606	14,483	86	133	92
60	Signs, advertising displays, and advertising novelties.....	305	219	5,020	269	418	3,635	696	2	
61	Silk broad woven goods—contract factories.....	18	13	325	7	15	301	2		
62	Silk broad woven goods—regular factories or jobbers engaging contractors.....	38	24	1,746	35	67	1,607	35		2
63	Silk narrow fabrics.....	58	22	2,123	58	145	1,877	43		
64	Silk yarn and thread, spun or thrown—regular factories or jobbers engag- ing contractors.....	4	1	1,069	2	21	1,040	6		
65	Silverware and plated ware.....	58	36	1,847	82	124	1,454	180		7

See footnotes at end of table.

## NEW JERSEY

637

## INDUSTRIAL AREAS, BY INDUSTRIES: 1939—Continued

SALARIES AND WAGES							COST OF MATERIALS, SUPPLIES, FUEL, PURCHASED ELECTRIC ENERGY, AND CONTRACT WORK							Value of products	Value added by manufacture
Total	Salaries of officers of corporations	Manufacturing		Distribution	Construction	Other	Total	Materials and supplies	Fuel	Purchased electric energy	Contract work				
		Salaries	Wages												
NEW YORK CITY-NEWARK-JERSEY CITY INDUSTRIAL AREA—Continued															
Dollars	Dollars	Dollars	Dollars	Dollars	Dollars	Dollars	Dollars	Dollars	Dollars	Dollars	Dollars	Dollars	Dollars	Dollars	
3,104,072	388,087	624,324	1,909,665	164,717	1,777	15,502	1,365,983	1,250,541	25,634	45,026	44,782	6,128,985	4,763,002	1	
1,176,478	130,067	160,723	711,426	161,464	12,798	1,777	1,768,895	1,717,003	14,919	27,335	9,638	3,588,976	1,820,081	2	
685,382	152,621	123,548	297,896	91,317	(1)	(1)	2,309,343	2,272,381	7,297	13,541	16,124	3,635,248	1,325,905	3	
(1)	(1)	(1)	(1)	(1)	(1)	(1)	(1)	(1)	(1)	(1)	(1)	(1)	(1)	4	
298,636	72,569	62,160	152,633	11,284	(1)	(1)	128,674	123,046	947	4,476	105	564,810	436,236	5	
1,865,802	2,098,814	192,125	1,673,737	3,517,742	52,570	83,954	12,009,696	11,500,043	417,764	91,889	44,431	20,343,055	8,333,359	6	
16,498,845	370,382	2,715,459	8,027,906	125,231	25,580	(1)	56,169,623	55,044,640	562,057	518,495	44,431	101,053,988	44,884,365	7	
3,802,492	302,163	2,809,450	2,809,450	307,172	(1)	(1)	9,135,153	7,541,111	1,300,790	293,252	(1)	16,997,277	7,862,124	8	
2,711,492	302,163	2,809,450	2,809,450	307,172	(1)	(1)	0,433,750	9,337,801	20,872	75,077	(1)	16,300,685	6,866,935	9	
18,016,864	2,967,203	1,701,005	11,063,924	2,230,819	47,221	16,192	32,855,324	32,135,383	187,211	445,742	86,988	61,514,426	28,659,102	10	
1,761,761	219,935	312,095	905,467	219,574	14,090	(1)	1,141,593	1,089,380	19,420	32,793	(1)	3,950,670	2,809,077	11	
3,930,260	633,198	388,796	2,610,554	279,764	3,801	14,147	5,590,719	5,286,185	37,222	123,603	143,809	12,143,192	6,552,473	12	
393,268	30,400	46,945	315,923	771,152	48,850	(1)	1,334,447	1,171,695	149,481	7,428	5,843	2,864,594	1,530,147	13	
4,301,861	321,339	690,779	2,463,741	771,152	48,850	(1)	4,352,693	4,159,883	125,711	67,099	(1)	9,511,974	5,159,281	14	
1,893,103	281,298	145,456	1,320,053	139,550	6,746	(1)	2,843,071	2,765,802	12,620	37,092	27,557	6,282,575	3,439,504	15	
10,237,642	1,629,051	1,258,460	4,908,588	2,368,379	21,504	51,651	28,973,061	28,588,245	76,166	137,689	170,961	72,876,309	43,903,248	16	
9,320,813	692,569	330,529	2,757,207	3,804,359	2,219,613	34,672	5,395,037	3,799,092	55,917	115,816	1,424,212	24,057,768	18,662,731	17	
34,830,995	5,930,635	14,043,582	199,013	14,063,765	14,063,765	(1)	74,710,643	29,142,670	2,296	85,204	45,480,473	167,763,171	93,052,528	18	
19,091,907	(1)	3,193,531	10,064,808	357,577	5,146,304	329,687	133,028,461	126,603,323	5,703,053	216,835	505,250	190,675,491	57,647,030	19	
10,683,113	1,212,262	755,078	7,145,656	1,570,117	(1)	(1)	1,951,722	1,633,316	14,931	180,812	122,663	15,651,858	13,700,136	20	
(1)	(1)	(1)	(1)	(1)	(1)	(1)	(1)	(1)	(1)	(1)	(1)	(1)	(1)	21	
916,491	202,494	151,606	402,247	158,584	1,560	(1)	3,246,325	3,200,928	10,350	35,047	(1)	6,159,471	2,913,146	22	
4,271,861	692,569	330,529	2,757,207	459,768	31,729	(1)	7,960,148	7,696,709	46,187	198,942	48,310	15,141,746	7,181,598	23	
0,946,092	185,246	1,836,313	4,241,297	417,755	262,752	2,729	12,179,051	11,618,895	318,116	195,669	46,471	24,753,575	12,574,524	24	
38,757	12,427	5,105	17,914	3,311	(1)	(1)	41,711	39,326	1,943	442	(1)	87,909	46,198	25	
356,189	28,670	38,015	279,316	10,188	(1)	(1)	161,271	130,288	20,325	10,658	(1)	754,405	593,134	26	
353,333	78,497	21,956	205,647	47,233	(1)	(1)	1,075,721	1,063,877	5,963	5,851	(1)	1,724,719	648,995	27	
1,029,729	127,129	148,869	707,295	46,946	(1)	(1)	2,115,242	1,991,705	13,942	68,072	41,523	4,141,264	2,026,022	28	
1,088,012	158,347	174,991	593,637	153,040	7,997	(1)	3,599,007	3,438,983	125,251	34,773	(1)	7,289,292	3,680,292	29	
785,815	183,360	93,525	351,611	151,729	3,474	2,116	4,055,100	4,007,470	29,516	17,958	156	5,593,154	1,535,054	30	
3,764,059	588,747	890,028	1,471,510	809,662	1,386	2,726	9,050,174	8,748,058	70,516	228,974	2,626	19,502,066	10,451,892	31	
9,135,392	533,816	1,794,096	6,180,180	605,892	71,458	(1)	5,319,165	5,021,057	112,359	158,745	27,004	20,118,210	14,799,045	32	
523,370	59,619	69,043	316,457	78,251	(1)	(1)	2,714,411	2,650,308	26,739	37,964	(1)	3,567,628	853,217	33	
13,065,652	821,307	3,273,660	7,904,642	917,861	148,682	(1)	9,523,741	8,197,581	69,862	162,705	1,093,593	33,703,012	24,179,271	34	
645,495	60,168	43,053	504,809	35,224	2,181	(1)	742,111	670,673	4,309	15,474	51,565	1,973,250	1,231,139	35	
(1)	(1)	(1)	(1)	(1)	(1)	(1)	(1)	(1)	(1)	(1)	(1)	(1)	(1)	36	
12,520,044	637,523	2,876,630	7,900,940	632,900	442,450	30,601	18,878,015	17,653,028	91,323	308,628	825,136	40,734,446	21,856,431	37	
400,823	88,801	47,261	226,781	37,980	(1)	(1)	619,444	609,139	3,588	6,717	(1)	1,128,175	508,731	38	
(1)	(1)	(1)	(1)	(1)	(1)	(1)	(1)	(1)	(1)	(1)	(1)	(1)	(1)	39	
1,891,377	176,703	120,549	1,436,715	157,410	(1)	(1)	5,678,348	5,020,725	9,263	54,137	594,223	8,798,816	3,120,468	40	
2,060,341	216,062	190,109	1,475,798	177,242	1,040	(1)	2,662,993	2,561,032	16,702	71,739	13,520	6,215,430	3,552,437	41	
126,796	7,900	4,762	112,574	1,560	(1)	(1)	15,782	5,495	2,896	7,391	(1)	306,986	291,204	42	
839,960	138,609	84,004	554,201	63,146	(1)	(1)	3,343,153	3,268,195	10,172	52,373	12,413	4,807,243	1,464,090	43	
907,646	118,316	70,409	620,061	93,522	5,338	(1)	1,696,134	1,625,666	4,311	29,519	36,638	3,286,355	1,590,221	44	
5,543,646	658,688	504,978	3,617,222	732,794	29,964	(1)	18,634,925	16,058,261	6,936	100,013	2,469,715	28,132,293	9,497,368	45	
2,103,052	24,620	486,955	1,448,011	91,682	49,727	2,057	8,213,877	7,899,761	228,962	75,634	9,520	13,144,522	4,930,645	46	
13,805,880	727,263	2,456,623	8,872,981	1,342,779	388,492	17,742	20,675,966	19,646,367	435,708	572,348	21,543	41,235,339	20,559,373	47	
151,952	34,220	11,159	87,437	19,136	(1)	(1)	217,991	215,248	1,233	1,510	(1)	387,433	169,442	48	
855,732	27,748	105,745	626,365	43,667	15,000	37,207	8,847,687	8,790,373	35,067	22,247	(1)	11,098,931	2,251,244	49	
169,111	32,700	20,564	113,347	2,500	(1)	(1)	730,920	725,517	2,090	3,313	(1)	1,018,341	287,421	50	
3,724,738	634,230	303,824	1,740,230	998,659	9,247	38,539	20,880,386	20,533,041	119,504	227,841	(1)	26,288,208	5,407,822	51	
(1)	(1)	(1)	(1)	(1)	(1)	(1)	(1)	(1)	(1)	(1)	(1)	(1)	(1)	52	
(1)	(1)	(1)	(1)	(1)	(1)	(1)	(1)	(1)	(1)	(1)	(1)	(1)	(1)	53	
(1)	(1)	(1)	(1)	(1)	(1)	(1)	(1)	(1)	(1)	(1)	(1)	(1)	(1)	54	
1,579,744	283,650	135,654	1,007,118	153,313	(1)	(1)	1,612,118	1,485,814	20,492	60,123	45,689	4,357,593	2,775,475	55	
2,365,249	251,396	296,941	1,212,967	535,675	(1)	(1)	69,610,661	69,441,793	120,865	47,943	60	74,426,955	4,816,294	56	
1,567,932	107,663	339,263	930,775	179,394	5,406	5,431	14,571,558	14,285,426	62,926	52,308	18,088,842	3,517,284	57		
4,524,090	652,852	440,001	2,983,280	434,491	1,202	12,264	6,109,802	5,930,016	43,525	101,359	34,602	12,935,871	6,825,800	58	
(1)	(1)	(1)	(1)	(1)	(1)	(1)	(1)	(1)	(1)	(1)	(1)	(1)	(1)	59	
7,860,996	1,231,358	682,521	4,818,290	1,124,389	4,438	(1)	7,253,315	6,558,689	48,838	121,656	524,132	10,620,733	12,267,418	60	
244,333	7,406	15,901	218,526	2,500	(1)	(1)	32,874	11,858	1,549	18,157	1,310	322,860	280,995	61	
1,829,086	176,648	124,699	1,452,619	78,872	(1)	(1)	2,968,175	2,699,282	27,978	67,827	173,108	5,786,104	2,817,929	62	
2,486,462	271,200	271,160	1,890,445	52,617	1,040	(1)	1,970,871	1,837,992	41,066	66,674	25,139	6,458,036	4,487,165	63	
(1)	(1)	(1)	(1)	(1)	(1)	(1)	(1)	(1)	(1)	(1)	(1)	(1)	(1)	64	
(1)	(1)	(1)	(1)	(1)	(1)	(1)	(1)	(1)	(1)	(1)	(1)	(1)	(1)	65	

TABLE 9.—GENERAL STATISTICS FOR

Group No.	INDUSTRY	*Number of establishments	*Proprietors and firm members	*PERSONS EMPLOYED IN MANUFACTURING ESTABLISHMENTS 1						
				Total 2	Salaried officers of corporations 2	Manufacturing		Distribution	Construction	Other
						Salaried employees 2	Wage earners (average for year) 3			
NEW YORK CITY-NEWARK-JERSEY CITY INDUSTRIAL AREA—Continued										
12	Small leather goods.....	60	44	1,428	52	62	1,248	66		
29	Soap and glycerin.....	49	9	5,375	54	764	3,719	674	164	
3	Soda fountains, beer dispensing equipment, and related products.....	15	5	123	16	11	72	24		
4	Special dairy products.....	5	1	427	8	44	272	94		9
17	Special-industry machinery, not elsewhere classified.....	29	10	803	34	129	610	29		1
20	Sporting and athletic goods not elsewhere classified.....	34	22	669	27	63	487	92		
14	Stamped and pressed metal products (except automobile stampings).....	142	59	6,028	195	526	5,028	273	1	5
13	Statuary and art goods (except stone and concrete)—factory production.....	37	39	376	19	15	323	17		2
14	Steam and hot-water heating apparatus (including hot-water furnaces).....	4		845		49	790			
13	Steam and other packing; pipe and boiler covering.....	34	15	449	35	47	205	71	1	
14	Steam fittings, regardless of material.....	19	6	405	31	57	293	24		
14	Steel castings.....	3		374	5	48	310	7	4	
13	Stoves, ranges, water heaters, and hot-air furnaces (except electric).....	21	3	1,065	37	134	831	63		
12	Suitcases, brief cases, bags, trunks, and other luggage.....	125	87	2,327	142	102	1,934	148	1	
20	Surgical and medical instruments.....	11	5	1,070	16	90	890	69	2	3
20	Surgical supplies and equipment not elsewhere classified; orthopedic appliances.....	73	43	4,313	86	567	2,487	988	185	
13	Tableware, pressed or blown glass, and glassware not elsewhere classified.....	8	2	377	15	26	315	21		
9	Tanning materials, natural dyestuffs, mordants, assistants, and sizes.....	38	6	1,133	61	210	665	147	27	23
4	Textile bags—not made in textile mills.....	34	16	1,677	38	96	1,460	79	3	1
17	Textile machinery.....	56	29	1,083	72	116	811	76	1	7
14	Tin cans and other tinware not elsewhere classified.....	42	10	6,240	50	639	5,273	117	159	2
2	Tobacco (chewing and smoking) and snuff.....	11	3	492	5	67	384	36		
20	Tobacco pipes and cigarette holders.....	17	5	1,836	30	77	1,625	103	1	
14	Tools (except edge tools, machine tools, files, and saws).....	45	23	1,142	41	144	920	23	8	
4	Trimmings (not made in textile mills), stamped art goods, and art needlework—contract factories.....	328	330	5,302	204	146	4,658	256	5	33
4	Trousers (semidress), wash suits, and washable service apparel.....	70	53	2,093	61	65	1,889	77		1
20	Umbrellas, parasols, and canes.....	62	57	1,671	46	81	1,480	64		
6	Upholstered household furniture.....	146	76	3,261	199	180	2,579	291		12
6	Venetian blinds.....	55	40	949	58	60	726	101		4
13	Vitreous-china plumbing fixtures.....	3		322	5	31	286			
13	Wallboard and wall plaster (except gypsum), building insulation (except mineral wool), and floor composition.....	21	4	461	28	49	325	59		
15	Watchcases.....	35	27	938	37	79	763	59		
6	Window shades.....	76	61	592	35	50	415	91		1
1	Wines.....	30	8	292	25	32	178	57		
14	Wire drawn from purchased rods.....	16		4,584	43	428	3,832	249	27	5
14	Wirework not elsewhere classified.....	131	94	4,068	149	293	3,452	166	2	6
16	Wiring devices and supplies.....	24	6	2,723	43	136	2,308	228	2	6
4	Women's and misses' blouses and waists—made in contract factories.....	75	83	2,509	21	34	2,447	5		2
4	Women's and misses' blouses and waists—made in inside factories or by jobbers engaging contractors.....	91	50	2,149	110	144	1,414	474		7
4	Women's and misses' clothing, not elsewhere classified—made in contract factories.....	57	49	1,927	37	36	1,847	5		2
4	Women's and misses' clothing, not elsewhere classified—made in inside factories or by jobbers engaging contractors.....	93	60	2,428	113	95	1,820	381		19
4	Women's and misses' dresses (except house dresses)—made in contract factories.....	1,230	1,305	39,682	483	359	38,604	106		70
4	Women's and misses' dresses (except house dresses)—made in inside factories or by jobbers engaging contractors.....	945	313	35,999	1,409	2,533	25,861	5,830	1	365
4	Women's, children's, and infants' underwear and nightwear of cotton and flannelette woven fabrics.....	88	92	3,027	42	127	2,745	109		4
4	Women's, children's, and infants' underwear and nightwear of knitted fabrics.....	83	60	2,792	74	82	2,476	151	4	5
4	Women's, children's, and infants' underwear and nightwear of silk and rayon woven fabrics.....	239	185	10,624	204	483	9,300	605		32
4	Women's neckwear, scarfs, etc.....	93	86	2,212	72	116	1,774	244		6
12	Women's pocketbooks, handbags, and purses.....	196	145	5,987	209	247	5,094	430	1	6
6	Wooden boxes except cigar boxes.....	50	21	1,148	67	87	934	60		
6	Wood products not elsewhere classified.....	74	44	802	88	54	587	68		5
17	Woodworking machinery.....	3		275	6	23	188	56		2
3	Woolen and worsted manufactures—contract factories.....	5	5	64	6		58			
3	Woolen and worsted manufactures—regular factories or jobbers engaging contractors.....	22	9	10,232	37	563	9,586	40		
4	Work clothing (except work shirts), sport garments (except leather), and other men's and boys' apparel, not elsewhere classified.....	121	80	3,342	100	141	2,948	144	1	8
9	Writing ink.....	5	3	70	10	5	38	17		
	Other industries 4.....	1,859	1,039	134,739	1,997	13,630	110,633	6,596	1,160	724
OTHER INDUSTRIES, BY INDUSTRY GROUPS 4										
1	Food and kindred products.....	55	11	5,316	56	611	3,338	905	123	283
3	Textile-mill products and other fiber manufactures.....	185	71	18,774	166	1,151	16,453	947	54	3
4	Apparel and other finished products made from fabrics and similar materials.....	608	471	15,285	512	841	12,473	1,395	14	50
6	Furniture and finished lumber products.....	66	33	2,024	78	192	1,620	126	1	7
9	Chemicals and allied products.....	66	12	5,295	84	768	4,131	146	163	13

See footnotes at end of table

## INDUSTRIAL AREAS, BY INDUSTRIES: 1939—Continued

SALARIES AND WAGES							COST OF MATERIALS, SUPPLIES, FUEL, PURCHASED ELECTRIC ENERGY, AND CONTRACT WORK					Value of products	Value added by manu- facture
Total	Salaries of officers of corporations	Manufacturing		Distrib- ution	Con- struction	Other	Total	Materials and supplies	Fuel	Pur- chased electric energy	Contract work		
		Salaries	Wages										
NEW YORK CITY-NEWARK-JERSEY CITY INDUSTRIAL AREA—Continued													
Dollars	Dollars	Dollars	Dollars	Dollars	Dollars	Dollars	Dollars	Dollars	Dollars	Dollars	Dollars	Dollars	Dollars
1,333,303	237,724	89,482	899,731	106,360			3,485,182	3,187,439	1,080	18,567	278,105	5,605,837	2,120,655
8,593,393	287,485	1,638,998	5,188,025	1,013,835	374,450		38,486,057	37,726,069	684,157	49,932	25,899	75,234,351	36,748,294
209,337	52,099	14,844	103,702	38,692			361,188	320,874	1,448	4,447	34,419	5,686,795	325,607
618,962	101,941	82,982	298,525	129,645		5,869	3,452,187	3,427,765	9,472	14,950		5,672,336	2,220,149
1,507,011	238,300	266,278	932,901	68,622		910	1,118,574	1,052,120	18,795	38,222	9,437	3,485,452	2,366,878
843,938	85,658	97,248	552,817	108,215			1,211,027	1,176,773	9,610	24,144	500	2,932,797	1,721,770
7,877,025	1,002,428	909,054	5,366,959	532,211	1,820	3,953	11,114,204	10,451,137	190,325	195,228	277,514	24,038,924	12,924,720
604,020	106,430	10,232	449,148	28,168		1,042	299,094	273,773	7,214	12,329	5,778	1,229,849	930,755
(b)	(b)	(b)	(b)	(b)	(b)	(b)	(b)	(b)	(b)	(b)	(b)	(b)	(b)
751,851	160,785	88,891	341,210	152,334	131		1,126,356	1,092,677	15,566	17,559	554	2,397,294	1,270,938
613,804	116,078	104,690	341,724	50,712	(b)		841,325	799,917	4,365	13,197	23,846	2,071,318	1,229,993
(b)	(b)	(b)	(b)	(b)	(b)	(b)	(b)	(b)	(b)	(b)	(b)	(b)	(b)
1,681,500	182,573	229,081	1,020,620	149,226			3,062,575	2,940,116	42,135	51,101	29,223	5,553,198	2,490,623
2,804,939	463,505	142,113	1,973,259	225,374	688		4,981,771	4,924,274	9,038	44,731	3,728	9,174,375	4,192,604
2,029,083	200,768	205,443	1,153,842	425,005	1,671	33,354	1,321,897	1,281,019	13,864	22,596	4,418	4,669,999	3,348,102
6,794,439	784,707	1,051,352	2,596,990	2,187,752	173,638		11,083,305	10,865,501	62,232	146,972	8,600	25,200,157	14,116,852
699,462	81,070	57,342	417,400	43,650			409,458	300,264	90,830	18,364		1,295,949	886,491
2,333,424	526,117	528,252	873,119	325,381	40,506	40,049	8,548,386	8,351,100	121,617	75,669		14,688,895	6,140,509
1,990,940	331,402	109,619	1,280,954	175,005	3,350	520	8,584,464	8,484,834	20,842	39,767	39,021	12,408,803	3,824,339
1,617,363	338,128	212,605	939,900	119,154	186	7,490	1,755,606	1,693,866	20,755	39,806	1,179	4,322,411	2,566,805
8,114,648	273,542	1,242,449	6,132,752	255,175	207,723	3,007	25,272,543	24,815,888	229,105	221,806	5,744	42,603,064	17,330,521
(b)	(b)	(b)	(b)	(b)	(b)	(b)	(b)	(b)	(b)	(b)	(b)	(b)	(b)
2,185,673	198,008	137,171	1,709,625	139,049	1,820		1,576,846	1,480,647	14,193	49,546	32,460	5,185,392	3,608,546
1,619,707	243,428	268,215	1,061,719	45,700	10,645		1,672,779	1,599,297	50,817	49,057	3,608	4,240,267	2,567,488
5,846,073	713,526	208,778	4,572,891	315,992	10,079	24,807	1,509,476	1,277,764	26,031	126,692	78,989	10,609,228	9,099,752
2,288,800	219,683	143,166	1,818,523	106,543		885	5,728,646	4,469,372	18,680	38,522	1,262,672	9,626,901	3,898,255
1,727,169	228,226	155,289	1,261,354	82,300			4,035,799	3,913,311	35,762	24,135	62,601	6,707,110	2,071,311
4,443,165	688,866	277,032	3,099,598	368,307		9,362	8,237,934	8,076,054	23,407	96,368	42,105	15,536,752	7,298,818
1,051,827	163,173	88,017	654,007	145,113		1,517	2,255,484	2,221,923	9,184	24,362	15	3,942,234	1,086,756
428,600	23,160	49,447	356,083				302,275	249,497	39,355	13,423		1,019,614	717,339
(b)	(b)	(b)	(b)	(b)	(b)	(b)	(b)	(b)	(b)	(b)	(b)	(b)	(b)
1,508,811	207,143	172,277	975,865	153,526			1,829,517	1,776,089	3,394	26,272	23,762	4,048,671	2,219,154
630,927	98,693	71,160	366,424	93,590		1,060	2,732,185	2,733,578	1,543	15,123	1,941	4,074,771	1,322,586
509,363	102,300	96,250	196,789	114,024			1,966,621	1,935,513	3,345	24,763		3,435,747	1,469,126
7,164,169	560,564	1,074,781	4,993,777	492,569	38,128	4,350	14,121,164	13,366,590	341,040	405,678	7,856	25,559,185	11,438,021
5,281,014	788,215	552,885	3,606,338	321,570	3,951	8,055	7,141,226	6,870,732	69,124	143,645	57,725	16,505,842	9,364,616
3,190,899	274,580	285,410	2,253,287	309,217	3,276	5,129	5,725,357	5,626,093	37,013	62,371		10,969,700	5,244,373
1,880,808	55,910	45,173	1,775,422	2,705		1,598	137,878	84,159	4,291	36,525	12,903	2,620,647	2,482,769
3,155,676	570,847	267,192	1,400,098	910,297		6,642	17,240,028	12,118,149	193	43,323	5,078,363	23,351,147	6,141,119
1,609,655	99,728	54,506	1,507,441	5,510	1,144	1,326	198,005	127,353	4,774	34,498	31,380	2,706,228	2,508,223
3,314,654	519,701	130,616	1,929,422	713,787		21,128	13,307,117	10,578,933	816	50,998	2,676,370	18,648,828	5,341,711
40,704,555	1,310,184	579,206	38,647,476	113,251		54,438	2,197,379	1,485,188	60,220	595,704	56,267	52,522,875	50,325,496
60,659,950	7,964,024	4,748,247	36,915,400	10,588,501	1,938	441,840	222,573,624	159,409,094	15,427	933,850	62,215,253	324,096,973	101,523,349
2,509,009	137,656	167,906	2,076,025	124,737		3,285	6,945,259	6,295,945	1,679	45,290	602,345	11,523,010	4,577,751
2,334,570	239,092	127,536	1,786,054	169,510	6,900	5,478	6,882,712	6,459,484	438	46,610	176,180	10,305,100	3,622,388
10,192,213	1,133,381	739,225	7,227,147	1,064,142		28,318	36,218,450	32,238,729	5,316	155,727	3,818,678	54,425,369	18,206,919
2,541,088	401,352	176,649	1,573,314	384,559		5,214	6,829,931	5,926,573	3,336	35,731	864,291	11,815,912	4,485,981
6,640,109	100,693	420,467	4,802,782	597,246	3,655	5,260	15,757,672	14,271,412	3,224	78,509	1,404,527	25,934,106	10,176,434
1,602,141	246,057	145,564	1,088,104	122,416			2,928,111	2,861,488	5,450	60,747	426	6,104,817	3,176,708
1,112,829	304,047	84,928	617,568	98,331		7,965	1,414,019	1,355,668	5,746	48,996	3,609	3,342,766	1,928,747
(b)	(b)	(b)	(b)	(b)	(b)	(b)	(b)	(b)	(b)	(b)	(b)	(b)	(b)
42,503	7,477		35,026				7,529	4,838	432	2,259		74,553	67,024
11,355,135	361,787	1,297,004	9,573,766	122,578			23,021,929	22,303,258	522,863	78,203	117,605	44,839,619	21,817,690
3,230,568	446,024	212,164	2,346,841	205,396	1,736	18,407	8,225,628	6,913,530	16,451	55,945	1,239,702	13,425,708	5,200,080
(b)	(b)	(b)	(b)	(b)	(b)	(b)	(b)	(b)	(b)	(b)	(b)	(b)	(b)
200,391,472	11,576,694	29,127,443	143,569,766	12,752,203	2,247,954	1,117,412	678,763,507	658,528,421	8,678,941	6,022,509	5,533,636	1,044,657,544	365,894,037
9,169,469	680,987	1,490,631	4,442,471	1,810,091	276,887	462,402	30,779,547	29,769,395	564,745	445,407		62,285,866	31,506,319
23,935,901	1,132,776	2,401,427	18,495,103	1,828,314	76,201	2,080	53,270,000	51,269,854	940,328	678,011	387,807	96,863,965	43,587,965
16,212,681	2,321,042	1,211,389	10,406,195	2,194,272	43,656	36,127	48,999,321	45,336,036	28,323	251,774	3,383,188	75,688,329	26,680,008
2,603,260	341,501	325,370	1,714,222	212,281	1,500	8,388	5,826,280	5,590,344	129,321	103,626	2,989	10,951,125	5,124,845
8,893,223	545,552	1,605,785	6,230,523	324,595	173,478	13,290	53,654,604	51,922,294	1,211,293	392,501	128,516	78,722,439	26,067,835

TABLE 9.—GENERAL STATISTICS FOR

Group No.	INDUSTRY	*Number of establishments	*Proprietors and firm members	*PERSONS EMPLOYED IN MANUFACTURING ESTABLISHMENTS †							
				Total ‡	Salaried officers of corporations ‡	Manufacturing		Distribution	Construction	Other	
						Salaried employees ‡	Wage earners (average for year) ‡				
NEW YORK CITY-NEWARK-JERSEY CITY INDUSTRIAL AREA—Continued											
OTHER INDUSTRIES, BY INDUSTRY GROUPS <sup>6</sup> —continued											
1	13	Stone, clay, and glass products.....	57	10	3,497	57	323	2,900	182	33	2
2	14	Iron and steel and their products, except machinery.....	83	30	8,414	103	864	7,236	202	9	
3	15	Nonferrous metals and their products.....	199	184	13,703	160	1,564	11,237	410	233	99
4	16	Electrical machinery.....	101	16	12,838	136	1,589	10,221	810	50	32
5	17	Machinery (except electrical).....	101	30	11,233	147	1,548	8,880	462	191	5
6	19	Transportation equipment except automobiles.....	71	9	24,178	141	2,740	20,578	361	253	99
7	20	Miscellaneous industries.....	270	142	10,822	312	1,111	8,814	494	32	59
8	2	Tobacco manufactures.....	24	5	1,921	14	137	1,609	89		72
9	5	Lumber and timber basic products.....	10	13	231	6	13	202	10		
10	7	Paper and allied products.....	4	2	56	6	5	37	8		
11	8	Printing, publishing, and allied industries.....	8								
12	11	Rubber products.....	1		1,152	19	177	904	48	4	
PHILADELPHIA-CAMDEN INDUSTRIAL AREA											
13		All industries, total.....	5,082	4,553	394,909	5,259	38,333	321,725	25,482	2,663	1,447
14	13	Abrasive wheels, stones, paper, cloth, and related products.....	8		704	20	107	468	87	3	10
15	17	Agricultural machinery (except tractors).....	5		405	12	40	322	31		
16	19	Aircraft and parts, including aircraft engines.....	5	1	800	19	159	612	10		
17	15	Alloying; and rolling and drawing of nonferrous metals, except aluminum.....	17	3	1,543	29	131	1,222	99	53	9
18	15	Aluminum products (including rolling and drawing and extruding), not elsewhere classified.....	3	1	52	5	2	42	3		
19	13	Asbestos products (except steam packing and pipe and boiler covering).....	7	1	750	11	53	588	98		
20	6	Baskets for fruits and vegetables.....	5	3	207	4	15	182	6		
21	16	Batteries, storage and primary (dry and wet).....	5		2,667	8	429	2,080	148	2	
22	3	Batting, padding, and wadding; upholstery filling.....	5	2	350	8	22	271	48		1
23	4	Belts (apparel), regardless of material.....	6	10	208		15	190	3		
24	1	Biscuit, crackers, and pretzels.....	21	20	1,881	24	134	1,478	180	17	89
25	19	Boat building and boat repairing.....	4	5	11			11			
26	14	Bolts, nuts, washers, and rivets—made in plants not operated in connection with rolling mills.....	7	1	328	8	50	258	12		
27	9	Bone black, carbon black, and lampblack.....	3		107	3	11	60	19	10	4
28	8	Bookbinding and related industries.....	61	51	1,516	43	100	1,314	59		
29	8	Books: printing without publishing.....	34	23	631	34	76	484	37		
30	8	Books: publishing and printing.....	7	2	1,213	15	269	690	239		
31	8	Books: publishing without printing.....	14	7	157	13	81	14	49		
32	12	Boot and shoe cut stock and findings.....	6	9	330	5	30	282	13		
33	1	Bread and other bakery products (except biscuit, crackers, and pretzels).....	578	623	10,201	39	545	8,118	1,206	66	227
34	13	Brick and hollow structural tile.....	13	2	522	15	17	465	24	1	
35	20	Brooms.....	9	11	144		6	133	5		
36	20	Brushes.....	13	9	181	8	32	123	18		
37	20	Buttons.....	9	5	236	6	10	210	4		
38	1	Candy and other confectionery products.....	61	46	4,020	59	167	3,323	440	16	9
39	1	Cane-sugar refining.....	3		2,466	14	236	2,016	63	5	132
40	1	Canned and dried fruits and vegetables (including canned soups).....	16	5	4,741	22	398	4,205	102	11	3
41	4	Canvas products (except bags).....	17	15	200	12	30	244	13		
42	20	Carbon paper and inked ribbons.....	3	1	213	6	49	120	27	5	
43	3	Carpets and rugs, wool.....	15	5	3,475	32	316	2,977	133	16	1
44	3	Carpets, rugs, and mats made from such materials as paper fiber, grass, jute, flax, sisal, cotton, cocoa fiber, and rags.....	14	12	442	10	32	391	8	1	
45	3	Carpet yarn, woolen and worsted.....	15	5	2,941	28	177	2,678	57	1	
46	19	Cars and car equipment—railroad, street, and rapid-transit.....	4		1,587	8	293	1,256	30		
47	6	Caskets, coffins, burial cases, and other morticians' goods.....	15	10	372	15	29	240	78		1
48	14	Cast-iron pipe and fittings.....	6		1,947	7	183	1,693	64		
49	1	Cheese.....	4	1	26			26			
50	9	Chemicals not elsewhere classified.....	25	4	3,108	17	464	2,328	95	187	17
51	4	Children's coats—made in inside factories or by jobbers engaging contractors.....	3	2	93	2	4	73	14		
52	4	Children's dresses—made in contract factories.....	17	19	652	3	11	638			
53	4	Children's dresses—made in inside factories or by jobbers engaging contractors.....	26	16	3,826	17	233	3,383	191	1	1
54	4	Children's and infants' wear not elsewhere classified—made in inside factories or by jobbers engaging contractors.....	7	6	509	3	13	473	20		
55	1	Chocolate and cocoa products.....	3		523	6	7	479	27	2	2
56	6	Cigar boxes: wooden, part wooden.....	5	4	233		6	225	2		
57	2	Cigars.....	38	30	9,933	23	405	9,356	112	10	27
58	13	Clay refractories, including refractory cement (clay).....	5	3	196	5	18	167	16		
59	9	Cleaning and polishing preparations, blackings, and dressings.....	20	8	1,066	34	214	572	236		
60	7	Coated and glazed paper.....	8	4	210	5	24	152	22	4	8
61	4	Coats, suits, and skirts (except fur coats)—made in contract factories.....	10	10	633	5	16	610	2		
62	4	Coats, suits, and skirts (except fur coats)—made in inside factories or by jobbers engaging contractors.....	30	35	1,067	14	61	942	43		7
63	9	Colors and pigments.....	5	3	86	4	4	74	3		

See footnotes at end of table.

# NEW JERSEY

641

## INDUSTRIAL AREAS, BY INDUSTRIES: 1939—Continued

SALARIES AND WAGES							COST OF MATERIALS, SUPPLIES, FUEL, PURCHASED ELECTRIC ENERGY, AND CONTRACT WORK					Value of products	Value added by manu- facture †
Total †	Salaries of officers of corporations ‡	Manufacturing		Distri- bution	Con- struction	Other	Total	Materials and supplies	Fuel	Pur- chased electric energy	Contract work		
		Salaries ‡	Wages										
NEW YORK CITY-NEWARK-JERSEY CITY INDUSTRIAL AREA—Continued													
<i>Dollars</i>	<i>Dollars</i>	<i>Dollars</i>	<i>Dollars</i>	<i>Dollars</i>	<i>Dollars</i>	<i>Dollars</i>	<i>Dollars</i>	<i>Dollars</i>	<i>Dollars</i>	<i>Dollars</i>	<i>Dollars</i>	<i>Dollars</i>	<i>Dollars</i>
4,889,805	323,619	647,991	3,523,688	347,681	44,918	1,968	6,387,051	5,576,622	575,644	229,067	5,718	15,928,773	9,541,722
12,306,505	695,772	1,784,042	9,396,056	415,137	15,558	-----	19,875,016	17,903,820	1,069,756	755,173	146,267	40,632,076	20,157,060
21,664,121	1,014,288	3,507,615	15,919,528	693,312	305,071	134,307	294,740,900	291,227,755	2,525,439	557,932	429,774	327,468,017	32,727,117
18,461,893	801,964	3,396,548	12,271,891	1,838,952	111,585	40,953	33,892,635	32,434,645	530,022	859,517	68,451	71,004,220	37,111,585
17,902,580	737,506	3,170,328	12,549,723	1,092,638	345,524	6,861	14,280,176	13,497,301	411,802	347,237	23,836	41,821,721	27,541,545
44,682,010	1,233,799	6,564,186	35,260,815	799,915	659,902	103,393	42,988,691	41,221,499	457,425	874,263	435,504	113,546,866	70,558,175
14,475,448	1,451,975	2,118,155	9,754,621	911,389	95,468	143,840	23,900,923	23,167,093	135,835	383,347	220,648	49,353,644	25,446,721
5,104,456	295,913	897,976	3,604,930	283,626	8,206	103,805	50,156,363	49,611,763	99,008	144,654	300,938	60,990,503	10,834,140

1

2

3

4

5

6

7

8

9

10

11

12

PHILADELPHIA-CAMDEN INDUSTRIAL AREA													
557,510,494	34,048,216	77,325,879	387,115,110	51,979,344	5,294,058	1,747,887	1,252,248,479	1,179,299,975	32,285,789	15,391,466	25,271,249	2,292,960,250	1,040,711,771
1,318,651	114,723	227,657	679,955	266,177	6,090	24,043	1,249,183	1,166,359	68,003	24,821	-----	3,658,567	2,409,384
451,461	43,138	61,027	298,580	48,718	-----	-----	580,781	562,669	10,800	13,312	-----	1,544,820	958,039
1,171,331	86,500	300,000	761,492	13,439	-----	-----	680,384	614,762	19,072	20,076	26,474	1,952,580	1,272,106
2,338,869	230,668	266,718	1,563,556	174,614	85,025	8,288	7,461,120	7,157,960	171,205	117,609	14,346	11,359,733	3,898,613
68,811	13,900	1,650	49,777	3,484	-----	-----	56,192	48,260	4,157	3,775	-----	145,826	89,634
( <sup>1</sup> )	( <sup>1</sup> )	( <sup>1</sup> )	( <sup>1</sup> )	( <sup>1</sup> )	( <sup>1</sup> )	( <sup>1</sup> )	( <sup>1</sup> )	( <sup>1</sup> )	( <sup>1</sup> )	( <sup>1</sup> )	( <sup>1</sup> )	( <sup>1</sup> )	( <sup>1</sup> )
186,516	21,383	22,557	132,921	9,655	( <sup>1</sup> )	( <sup>1</sup> )	211,397	203,846	3,150	4,401	-----	442,161	230,794
( <sup>1</sup> )	( <sup>1</sup> )	( <sup>1</sup> )	( <sup>1</sup> )	( <sup>1</sup> )	( <sup>1</sup> )	( <sup>1</sup> )	( <sup>1</sup> )	( <sup>1</sup> )	( <sup>1</sup> )	( <sup>1</sup> )	( <sup>1</sup> )	( <sup>1</sup> )	( <sup>1</sup> )
476,866	91,830	38,122	265,887	73,588	-----	1,469	1,240,309	1,190,898	33,757	21,654	-----	2,060,787	844,478
159,357	-----	26,740	128,417	4,200	-----	-----	411,501	402,650	296	2,180	6,375	737,364	325,803
2,206,102	116,861	219,875	1,520,736	267,933	34,745	45,952	3,903,716	3,747,207	130,711	25,708	-----	9,674,829	5,771,113
10,518	-----	-----	10,518	-----	-----	-----	12,087	11,645	35	407	-----	30,462	18,375
( <sup>1</sup> )	( <sup>1</sup> )	( <sup>1</sup> )	( <sup>1</sup> )	( <sup>1</sup> )	( <sup>1</sup> )	( <sup>1</sup> )	( <sup>1</sup> )	( <sup>1</sup> )	( <sup>1</sup> )	( <sup>1</sup> )	( <sup>1</sup> )	( <sup>1</sup> )	( <sup>1</sup> )
( <sup>1</sup> )	( <sup>1</sup> )	( <sup>1</sup> )	( <sup>1</sup> )	( <sup>1</sup> )	( <sup>1</sup> )	( <sup>1</sup> )	( <sup>1</sup> )	( <sup>1</sup> )	( <sup>1</sup> )	( <sup>1</sup> )	( <sup>1</sup> )	( <sup>1</sup> )	( <sup>1</sup> )
1,648,408	206,400	170,709	1,173,781	97,608	-----	-----	1,178,150	823,029	3,482	31,193	320,446	3,940,809	2,762,659
1,027,942	140,141	157,246	640,263	90,292	-----	-----	751,059	675,148	7,018	24,309	44,584	2,258,200	1,507,231
2,181,085	216,014	430,866	1,019,161	506,044	-----	-----	2,064,593	1,519,287	6,630	23,551	515,125	6,508,275	4,443,682
323,980	65,963	117,103	23,025	117,889	-----	-----	359,332	133,456	637	1,217	224,022	1,004,607	645,275
393,008	8,949	47,180	304,709	32,170	-----	-----	1,462,593	1,440,966	11,059	10,508	60	2,068,031	605,438
14,494,078	197,147	1,038,535	11,004,953	1,808,300	100,228	344,915	21,759,787	20,698,771	638,715	422,301	-----	49,908,868	28,149,081
616,032	60,382	27,681	401,894	33,917	2,158	-----	374,563	81,837	256,474	35,928	324	1,344,613	970,050
130,176	-----	7,270	116,202	6,704	-----	-----	204,317	650	3,239	-----	-----	403,603	199,256
225,243	20,935	43,967	106,967	53,374	-----	-----	452,884	443,915	4,699	3,251	1,019	847,168	394,284
200,263	19,590	28,784	140,072	16,867	-----	-----	253,038	270,628	3,074	7,877	1,459	725,763	442,725
4,458,960	408,785	284,222	2,993,373	715,854	45,767	10,950	9,173,075	8,955,151	117,901	100,023	-----	18,386,981	9,213,966
3,419,889	131,300	524,076	2,654,246	104,665	17,996	86,706	49,990,896	49,186,751	803,689	456	-----	59,941,226	9,950,330
( <sup>1</sup> )	( <sup>1</sup> )	( <sup>1</sup> )	( <sup>1</sup> )	( <sup>1</sup> )	( <sup>1</sup> )	( <sup>1</sup> )	( <sup>1</sup> )	( <sup>1</sup> )	( <sup>1</sup> )	( <sup>1</sup> )	( <sup>1</sup> )	( <sup>1</sup> )	( <sup>1</sup> )
339,306	52,761	51,844	214,759	20,002	( <sup>1</sup> )	( <sup>1</sup> )	777,760	768,786	1,695	4,126	3,153	1,833,033	555,273
( <sup>1</sup> )	( <sup>1</sup> )	( <sup>1</sup> )	( <sup>1</sup> )	( <sup>1</sup> )	( <sup>1</sup> )	( <sup>1</sup> )	( <sup>1</sup> )	( <sup>1</sup> )	( <sup>1</sup> )	( <sup>1</sup> )	( <sup>1</sup> )	( <sup>1</sup> )	( <sup>1</sup> )
4,949,605	209,879	503,649	3,804,995	344,222	26,147	713	9,618,805	9,161,157	189,115	67,373	201,160	17,519,787	7,000,982
408,395	45,608	52,170	299,614	9,521	1,482	-----	852,624	808,397	12,913	12,037	19,277	1,562,512	709,888
( <sup>1</sup> )	( <sup>1</sup> )	( <sup>1</sup> )	( <sup>1</sup> )	( <sup>1</sup> )	( <sup>1</sup> )	( <sup>1</sup> )	( <sup>1</sup> )	( <sup>1</sup> )	( <sup>1</sup> )	( <sup>1</sup> )	( <sup>1</sup> )	( <sup>1</sup> )	( <sup>1</sup> )
548,709	65,222	50,540	269,253	161,769	-----	1,925	479,282	429,448	14,603	6,504	28,767	1,482,549	1,003,267
2,951,055	102,135	424,674	2,235,781	188,465	-----	-----	4,197,051	3,726,317	337,594	133,140	-----	8,701,956	4,504,065
28,985	-----	-----	28,985	-----	-----	-----	315,359	306,691	5,357	3,341	-----	427,629	112,240
5,337,765	96,464	1,141,004	3,782,156	160,086	143,230	14,825	15,731,046	14,615,658	918,241	190,837	310	30,839,192	15,108,146
( <sup>1</sup> )	( <sup>1</sup> )	( <sup>1</sup> )	( <sup>1</sup> )	( <sup>1</sup> )	( <sup>1</sup> )	( <sup>1</sup> )	( <sup>1</sup> )	( <sup>1</sup> )	( <sup>1</sup> )	( <sup>1</sup> )	( <sup>1</sup> )	( <sup>1</sup> )	( <sup>1</sup> )
355,438	6,530	9,351	339,567	-----	-----	-----	69,533	59,599	1,851	7,783	-----	581,562	512,029
( <sup>1</sup> )	( <sup>1</sup> )	( <sup>1</sup> )	( <sup>1</sup> )	( <sup>1</sup> )	( <sup>1</sup> )	( <sup>1</sup> )	( <sup>1</sup> )	( <sup>1</sup> )	( <sup>1</sup> )	( <sup>1</sup> )	( <sup>1</sup> )	( <sup>1</sup> )	( <sup>1</sup> )
3,415,222	238,475	342,666	2,615,489	216,288	1,783	521	3,895,440	3,445,040	9,365	37,934	403,101	10,632,102	6,736,662
417,851	4,620	9,883	375,117	28,231	( <sup>1</sup> )	( <sup>1</sup> )	597,117	545,275	1,518	4,336	45,988	1,158,994	591,877
( <sup>1</sup> )	( <sup>1</sup> )	( <sup>1</sup> )	( <sup>1</sup> )	( <sup>1</sup> )	( <sup>1</sup> )	( <sup>1</sup> )	( <sup>1</sup> )	( <sup>1</sup> )	( <sup>1</sup> )	( <sup>1</sup> )	( <sup>1</sup> )	( <sup>1</sup> )	( <sup>1</sup> )
193,988	-----	11,140	178,884	4,264	-----	-----	186,430	177,804	2,780	5,846	-----	468,270	281,840
8,230,915	156,783	809,340	6,946,654	278,345	16,038	23,855	19,012,915	18,850,688	54,031	106,619	1,577	38,583,540	19,570,625
280,812	48,923	34,986	163,381	42,522	-----	-----	360,655	314,512	34,254	11,889	-----	914,198	553,543
1,524,864	215,134	261,253	574,355	474,122	-----	-----	2,715,679	2,655,284	31,945	28,450	-----	5,562,824	2,847,145
322,225	18,308	54,321	191,355	51,996	4,588	1,657	1,303,409	1,274,024	13,321	16,064	-----	1,924,310	620,901
642,747	12,400	24,247	604,160	1,940	-----	-----	44,982	33,308	3,067	7,455	1,152	786,806	741,823
1,436,156	52,397	103,061	1,216,866	57,909	-----	5,923	4,019,726	3,848,937	1,633	19,783	149,373	6,573,610	2,553,584
143,353	27,120	11,287	99,073	5,273	-----	600	256,965	226,924	17,259	12,772	-----	474,365	217,410



## CENSUS OF MANUFACTURES: 1939

TABLE 9.—GENERAL STATISTICS FOR

Group No.	INDUSTRY	*Number of establishments	*Proprietors and firm members	*PERSONS EMPLOYED IN MANUFACTURING ESTABLISHMENTS <sup>1</sup>						
				Total <sup>2</sup>	Salaried officers of corporations <sup>2</sup>	Manufacturing		Distribution	Construction	Other
						Salaried employees <sup>2</sup>	Wage earners (average for year) <sup>3</sup>			
PHILADELPHIA-CAMDEN INDUSTRIAL AREA—Continued										
16	Communication equipment.....	9	1	1,537	15	182	1,280	40	14	
9	Compressed and liquefied gases—not made in petroleum refineries or in natural-gasoline plants.....	10		300	2	26	203	69		
13	Concrete products.....	44	28	580	26	50	397	100	6	1
17	Construction and similar machinery (except mining and oil-field machinery and tools).....	7		264	13	44	185	21		1
7	Converted paper products not elsewhere classified.....	17	5	743	26	96	558	63		
6	Cooperage.....	10	5	204	7	10	182	5		
3	Cordage and twine.....	5	1	1,108	9	70	962	67		
4	Corsets and allied garments.....	6	6	149	3	5	120	21		
3	Cotton broad woven goods.....	48	16	2,819	52	170	2,533	57	7	
10	Cotton narrow fabrics.....	17	7	1,738	27	117	1,553	41		
3	Cotton yarn.....	8	11	294	2	25	254	8	5	
1	Creamery butter.....	16	13	36		3	29	4		
1	Cured fish.....	5	5	79	1	6	62	10		
4	Curtains, draperies, and bedspreads—made in regular factories or by jobbers engaging contractors.....	10	12	563	6	29	498	30		
14	Cutlery (except aluminum, silver, and plated cutlery) and edge tools.....	6	7	91	5	8	78			
20	Dental equipment and supplies.....	19	9	1,188	16	119	1,011	41	1	
7	Die-cut paper and paperboard, and converted cardboard.....	11	8	370	24	40	271	33	2	
9	Drugs and medicines (including drug grinding).....	47	11	3,190	77	550	2,000	545	12	6
3	Dyeing and finishing cotton, rayon, silk, and linen textiles.....	37	12	3,954	65	377	3,378	107	3	24
16	Electrical appliances.....	5		379	11	36	326	6		
16	Electrical measuring instruments.....	3	2	51	4	8	35	4		
16	Electrical products not elsewhere classified.....	5		146	13	18	108	6	1	
15	Electroplating, plating, and polishing.....	19	21	257	12	24	197	11	8	5
8	Electrotyping and stereotyping, not done in printing establishments.....	9	3	472	9	50	391	22		
17	Elevators, escalators, and conveyors.....	14	5	1,460	17	104	850	350	83	56
4	Embroideries, other than Schiffli-machine products—contract factories.....	9	10	122		3	118	1		
4	Embroideries: Schiffli-machine products.....	6	6	80	5	5	74	5		
14	Enameled-iron sanitary ware and other plumbers' supplies (not including pipe and vitreous and semivitreous china sanitary ware).....	21	7	1,604	24	172	1,307	95	6	
8	Engraving (steel, copperplate, and wood); plate printing.....	26	19	950	23	112	755	60		
20	Fabricated plastic products, not elsewhere classified.....	9	6	1,220	11	112	1,057	39	7	
14	Fabricated structural steel and ornamental metalwork, made in plants not operated in connection with rolling mills.....	44	21	2,451	45	152	2,194	60		
20	Feathers, plumes, and artificial flowers.....	8	7	328	5	18	288	17		
3	Felt goods, wool, hair, and fute (except woven felts and hat bodies and hats).....	4	1	218	6	16	183	13		
9	Fertilizers.....	7	2	484	9	42	384	44	4	1
7	Fiber cans, tubes, and similar products.....	11	6	268	9	14	233	12		
14	Files.....	4		761	4	51	680	16	10	
3	Finishing of men's and boys' hats of fur-felt, wool-felt, and straw.....	8	5	341	11	20	279	31		
9	Fireworks.....	4	1	78	4	3	67	4		
1	Flavoring extracts and flavoring sirups, not elsewhere classified.....	21	10	265	22	39	108	96		
1	Flour and other grain-mill products.....	14	18	94	2	13	72	4		3
1	Food preparations, not elsewhere classified.....	32	25	290	26	27	188	47		2
17	Food-products machinery.....	17	6	350	20	35	261	34		
12	Footwear (except rubber).....	24	19	2,478	32	182	2,196	67	1	
14	Forgings, iron and steel—made in plants not operated in connection with rolling mills.....	10	2	1,166	24	144	953	45		
4	Fur coats and other fur garments, accessories, and trimmings.....	27	31	119	3	6	78	32		
20	Furs, dressed and dyed.....	3	7	43		2	40	1		
14	Galvanizing and other coating—carried on in plants not operated in connection with rolling mills.....	3	1	275	5	12	246	10	2	
20	Games and toys (except dolls and children's vehicles).....	17	18	361	7	30	298	26		
8	General commercial (job) printing.....	329	308	6,053	193	754	4,655	448	3	
16	Generating, distribution, and industrial apparatus, and apparatus for incorporation in manufactured products, not elsewhere classified.....	13	7	3,395	20	1,189	2,051	99		36
9	Glue and gelatin.....	8	3	364	15	51	230	44	21	3
15	Gold and silver leaf and foil.....	3	4	160		7	141	12		
14	Gray-iron and semisteel castings.....	25	7	1,049	34	65	936	13	1	
9	Grease and tallow (except lubricating greases).....	11	9	426	14	34	314	58	6	
8	Greeting cards (except hand-painted).....	9	6	656	12	50	575	10		
20	Hand stamps, stencils, and brands.....	16	20	224	9	23	173	19		
14	Hardware not elsewhere classified.....	12	8	438	10	52	321	55		
14	Heating and cooking apparatus, except electric, not elsewhere classified.....	6	3	446	4	57	376	9		
3	Hosiery—full-fashioned.....	161	102	17,968	177	670	16,886	180	45	10
3	Hosiery—seamless.....	21	16	2,108	19	126	1,915	43	5	
4	House dresses, uniforms, and aprons—made in contract factories.....	23	26	927	2	16	907	1		1
4	House dresses, uniforms, and aprons—made in inside factories or by jobbers engaging contractors.....	30	32	1,239	12	46	1,126	54		1
4	Housefurnishings (except curtains, draperies, and bedspreads).....	27	19	735	27	52	613	41		2
6	Household furniture, except upholstered.....	45	32	1,515	41	90	1,326	51	6	1
1	Ice cream and ices.....	43	36	1,623	10	69	644	730	76	94

See footnotes at end of table.



## NEW JERSEY

643

## INDUSTRIAL AREAS, BY INDUSTRIES: 1939—Continued

SALARIES AND WAGES							COST OF MATERIALS, SUPPLIES, FUEL, PURCHASED ELECTRIC ENERGY, AND CONTRACT WORK							Value of products	Value added by manu- facture
Total	Salaries of officers of corporations	Manufacturing		Distri- bution	Con- struction	Other	Total	Materials and supplies	Fuel	Pur- chased electric energy	Contract work				
		Salaries	Wages												
PHILADELPHIA-CAMDEN INDUSTRIAL AREA—Continued															
Dollars 1,847,442	Dollars 115,905	Dollars 312,820	Dollars 1,296,695	Dollars 102,132	Dollars 19,890	Dollars	Dollars 1,215,201	Dollars 1,181,070	Dollars 6,890	Dollars 27,035	Dollars 206	Dollars 4,045,647	Dollars 2,830,446	1	
573,776	25,000	53,337	319,085	176,354			775,089	588,433	3,838	182,818		2,810,350	2,035,261	2	
801,935	102,089	81,642	444,009	163,639	9,853	103	2,426,825	2,348,620	32,746	42,983	2,476	4,675,117	2,248,292	3	
378,109	58,465	67,140	216,483	35,656		365	436,576	417,077	8,757	10,742		1,161,094	724,518	4	
943,013	178,182	118,127	491,379	155,325			1,892,443	1,861,618	11,326	19,499		3,628,195	1,735,752	5	
241,590	20,900	22,387	194,233	4,070			796,437	782,639	7,110	6,688		1,216,993	420,556	6	
1,235,306	172,803	120,511	801,555	140,437			1,846,576	1,764,202	28,822	53,552		4,632,623	2,786,047	7	
140,873	12,000	10,788	89,655	28,430			206,657	204,468	550	1,639		523,738	317,081	8	
3,667,010	375,235	313,262	2,780,045	185,738	12,740		7,556,744	7,293,045	133,919	97,080	32,700	13,437,490	5,880,746	9	
1,770,549	217,995	140,644	1,313,659	98,251			2,301,855	2,218,130	48,114	35,611		5,022,946	2,721,091	10	
290,085	7,220	48,137	213,331	27,997			1,230,031	1,210,324	1,868	17,839		1,723,664	493,633	11	
39,504		5,335	28,169	6,000			312,221	297,700	6,874	7,647		399,733	87,512	12	
96,053	10,500	9,615	51,803	24,235			641,440	629,087	5,120	7,233		820,127	178,687	13	
( <sup>1</sup> )	( <sup>1</sup> )	( <sup>1</sup> )	( <sup>1</sup> )	( <sup>1</sup> )			( <sup>1</sup> )	( <sup>1</sup> )	( <sup>1</sup> )	( <sup>1</sup> )	( <sup>1</sup> )	( <sup>1</sup> )	( <sup>1</sup> )	14	
96,780	7,003	11,988	77,789				61,998	61,685	7,329	2,984		269,437	147,439	15	
1,617,588	128,926	322,151	1,105,700	58,792	2,019		778,377	741,894	19,881	16,602		3,547,169	2,768,792	16	
555,284	101,512	60,839	295,047	74,015	2,971		845,707	819,185	23,000	3,522		1,794,373	948,666	17	
4,610,384	506,087	1,051,542	2,020,855	944,998	20,270	5,732	10,420,819	10,078,335	188,406	125,570	28,508	27,132,813	10,711,094	18	
5,444,547	570,044	719,084	3,808,245	302,425	6,724	28,425	12,648,674	11,880,501	604,712	163,461		21,686,923	9,038,249	19	
540,411	35,801	81,617	405,289	17,704			917,272	898,667	5,318	13,287		1,975,273	1,038,001	20	
( <sup>1</sup> )	( <sup>1</sup> )	( <sup>1</sup> )	( <sup>1</sup> )	( <sup>1</sup> )			( <sup>1</sup> )	( <sup>1</sup> )	( <sup>1</sup> )	( <sup>1</sup> )	( <sup>1</sup> )	( <sup>1</sup> )	( <sup>1</sup> )	21	
215,920	67,420	36,675	102,685	8,495	645		214,574	209,461	816	4,297		565,733	351,150	22	
283,097	35,365	32,260	186,194	13,499	3,638	12,141	137,912	106,972	10,551	17,565	2,824	576,124	438,212	23	
1,077,119	77,920	113,543	830,077	55,579			312,049	255,355	20,292	31,558	4,844	1,950,149	1,638,100	24	
2,763,623	92,245	221,412	1,567,808	592,695	208,572	80,891	2,285,330	2,158,612	20,948	36,831	68,939	6,567,940	4,282,610	25	
104,332		3,748	98,704	1,820			38,681	30,524	189	1,747	6,221	202,978	164,297	26	
75,427	6,737	6,898	56,032	6,260			74,949	71,497	1,544	1,651	257	204,733	129,784	27	
2,545,216	111,814	352,744	1,844,591	226,111	9,956		4,077,174	3,675,985	115,729	125,503	159,867	8,608,399	4,531,225	28	
( <sup>1</sup> )	( <sup>1</sup> )	( <sup>1</sup> )	( <sup>1</sup> )	( <sup>1</sup> )	( <sup>1</sup> )		( <sup>1</sup> )	( <sup>1</sup> )	( <sup>1</sup> )	( <sup>1</sup> )	( <sup>1</sup> )	( <sup>1</sup> )	( <sup>1</sup> )	29	
1,757,975	81,027	221,410	1,326,360	116,704	12,474		2,284,138	2,005,264	170,167	104,507	4,200	5,940,805	3,656,667	30	
3,774,778	216,307	330,135	3,152,567	75,769			11,664,194	11,183,528	50,605	107,143	322,918	16,686,768	5,022,574	31	
291,697	51,691	22,734	197,578	19,694			339,846	328,619	6,834	4,393		873,540	533,694	32	
( <sup>1</sup> )	( <sup>1</sup> )	( <sup>1</sup> )	( <sup>1</sup> )	( <sup>1</sup> )	( <sup>1</sup> )		( <sup>1</sup> )	( <sup>1</sup> )	( <sup>1</sup> )	( <sup>1</sup> )	( <sup>1</sup> )	( <sup>1</sup> )	( <sup>1</sup> )	33	
622,610	37,958	80,847	372,114	118,352	9,701	3,638	2,355,047	2,312,848	27,846	14,353		3,045,194	690,147	34	
315,960	22,136	37,290	232,233	24,310			621,651	605,217	7,023	9,411		1,441,846	820,165	35	
1,076,063	20,220	164,073	825,874	52,256	12,740		544,060	446,630	79,797	17,633		2,453,209	1,909,149	36	
( <sup>1</sup> )	( <sup>1</sup> )	( <sup>1</sup> )	( <sup>1</sup> )	( <sup>1</sup> )	( <sup>1</sup> )		( <sup>1</sup> )	( <sup>1</sup> )	( <sup>1</sup> )	( <sup>1</sup> )	( <sup>1</sup> )	( <sup>1</sup> )	( <sup>1</sup> )	37	
62,713	7,600	3,969	46,624	4,520			70,613	67,706	1,597	1,310		160,930	90,317	38	
478,187	119,241	71,796	120,179	166,971			997,193	974,192	13,084	9,534	383	4,017,601	3,020,408	39	
80,711	3,968	17,084	53,819	4,330	1,510		525,729	515,019	8,870	1,846		684,732	159,003	40	
351,173	88,266	33,726	167,252	59,144	2,785		1,547,830	1,512,550	24,042	11,238		2,315,208	767,378	41	
445,345	58,250	54,521	293,423	39,145			494,864	467,993	16,872	7,773	2,226	1,262,472	767,008	42	
2,544,686	142,430	272,467	1,966,477	161,912	1,400		3,223,710	3,178,177	17,181	28,352		6,905,066	3,681,386	43	
2,244,487	289,934	371,424	1,436,554	146,575			3,031,159	2,645,154	322,416	55,789	7,800	7,236,172	4,205,013	44	
221,313	22,400	3,422	188,598	39,893			446,377	425,240	1,463	6,010	13,664	882,950	436,573	45	
( <sup>1</sup> )	( <sup>1</sup> )	( <sup>1</sup> )	( <sup>1</sup> )	( <sup>1</sup> )	( <sup>1</sup> )		( <sup>1</sup> )	( <sup>1</sup> )	( <sup>1</sup> )	( <sup>1</sup> )	( <sup>1</sup> )	( <sup>1</sup> )	( <sup>1</sup> )	46	
( <sup>1</sup> )	( <sup>1</sup> )	( <sup>1</sup> )	( <sup>1</sup> )	( <sup>1</sup> )	( <sup>1</sup> )		( <sup>1</sup> )	( <sup>1</sup> )	( <sup>1</sup> )	( <sup>1</sup> )	( <sup>1</sup> )	( <sup>1</sup> )	( <sup>1</sup> )	47	
321,511	27,174	41,017	185,449	67,871			698,982	688,268	2,318	8,396		1,262,758	563,776	48	
9,041,335	894,519	1,149,216	6,109,403	880,397	7,800		7,482,309	6,515,008	88,228	191,419	687,654	21,789,066	14,306,757	49	
( <sup>1</sup> )	( <sup>1</sup> )	( <sup>1</sup> )	( <sup>1</sup> )	( <sup>1</sup> )	( <sup>1</sup> )		( <sup>1</sup> )	( <sup>1</sup> )	( <sup>1</sup> )	( <sup>1</sup> )	( <sup>1</sup> )	( <sup>1</sup> )	( <sup>1</sup> )	50	
676,344	123,512	103,103	281,482	132,443	32,750	3,054	1,316,832	1,167,693	142,217	6,922		2,606,951	1,290,119	51	
( <sup>1</sup> )	( <sup>1</sup> )	( <sup>1</sup> )	( <sup>1</sup> )	( <sup>1</sup> )	( <sup>1</sup> )		( <sup>1</sup> )	( <sup>1</sup> )	( <sup>1</sup> )	( <sup>1</sup> )	( <sup>1</sup> )	( <sup>1</sup> )	( <sup>1</sup> )	52	
1,413,813	136,912	107,133	1,145,643	22,795	1,330		930,273	808,841	77,778	42,069	985	2,576,541	1,046,268	53	
621,759	68,494	69,114	372,685	102,491	8,975		2,653,845	2,552,428	69,571	31,846		4,013,913	1,360,068	54	
707,009	108,625	76,671	438,711	83,002			704,389	588,890	225	7,517	107,757	1,769,775	1,065,386	55	
253,961	25,628	34,704	172,336	21,293			162,975	148,264	5,284	5,977	3,440	585,955	422,980	56	
750,522	103,578	93,028	457,344	96,572			1,004,261	906,523	16,429	15,644	65,665	2,190,206	1,185,945	57	
( <sup>1</sup> )	( <sup>1</sup> )	( <sup>1</sup> )	( <sup>1</sup> )	( <sup>1</sup> )	( <sup>1</sup> )		( <sup>1</sup> )	( <sup>1</sup> )	( <sup>1</sup> )	( <sup>1</sup> )	( <sup>1</sup> )	( <sup>1</sup> )	( <sup>1</sup> )	58	
21,116,018	968,668	1,306,336	18,452,759	315,522	61,435	12,198	21,230,406	19,169,969	252,524	344,768	1,463,145	49,656,284	28,425,878	59	
1,822,275	131,445	179,944	1,432,810	74,185	3,891		2,285,571	2,002,531	34,602	27,425	221,013	4,895,379	2,609,808	60	
489,328	4,000	10,222	465,390	60		656	32,239	16,446	2,257	11,716	1,820	648,295	616,056	61	
945,004	43,816	62,278	767,056	71,354		500	2,708,276	2,491,843	899	16,175	199,359	4,425,624	1,717,348	62	
641,013	129,270	65,838	408,669	36,188		1,048	2,156,233	2,130,393	8,824	13,701	3,315	3,291,461	1,135,228	63	
1,691,747	216,230	175,928	1,207,941	76,908	14,820	520	3,535,173	3,458,491	21,669	44,981	10,032	6,211,137	2,675,964	64	
2,670,284	48,346	138,638	776,266	1,444,161	127,093	135,880	7,639,234	7,427,379	68,246	143,009		17,226,305	9,587,071	65	

TABLE 9.—GENERAL STATISTICS FOR

Group No.	INDUSTRY	*Number of establishments	*Proprietors and firm members	*PERSONS EMPLOYED IN MANUFACTURING ESTABLISHMENTS 1						
				Total 2	Salaried officers of corporations 2	Manufacturing		Distri- bution	Con- struction	Other
						Salaried employ- ees 2	Wage earners (average for year) 3			
PHILADELPHIA-CAMDEN INDUSTRIAL AREA—Continued										
1 1	Ice, manufactured.....	81	14	723	56	100	466	93	1	7
2 12	Industrial leather belting and packing leather.....	18	17	321	7	42	245	27		
3 17	Industrial machinery, not elsewhere classified.....	27	6	1,679	41	405	1,158	75		
4 9	Insecticides, fungicides, and related industrial and household chemical compounds.....	33	22	442	23	74	220	125		
5 15	Jewelry (precious metals).....	33	33	313	7	42	229	33		2
6 3	Knitted cloth.....	16	8	1,365	27	140	1,184	14		
7 3	Knitted outerwear (except knit gloves)—contract factories.....	5	4	65	1	3	61			
8 3	Knitted outerwear (except knit gloves)—regular factories or jobbers en- gaging contractors.....	59	51	3,635	69	201	3,235	117	3	10
9 3	Knitted underwear.....	16	9	2,289	27	112	2,138	12		
10 6	Laboratory, hospital, and other professional furniture.....	6	6	37		6	26	5		
11 20	Lamp shades.....	16	10	512	10	22	457	23		
12 15	Lapidary work.....	7	9	14			14			
13 12	Leather goods not elsewhere classified.....	5	8	51		1	50			
14 12	Leather: tanned, curried, and finished—regular factories or jobbers en- gaging contractors.....	25	2	5,308	53	254	4,908	61	32	
15 15	Lighting fixtures.....	36	31	1,141	27	68	940	101		5
16 13	Lime.....	7	2	418	8	25	367	7		11
17 3	Linoleum, asphalted-felt-base and other hard-surface floor coverings, not elsewhere classified.....	4		1,447	3	111	1,323	8	2	
18 1	Liquors, distilled.....	4		156		27	128	1		
19 8	Lithographing and photo-lithographing (including preparation of stones or plates and dry transfers).....	30	22	1,599	49	189	1,201	154	6	
20 9	Lubricating oils and greases—not made in petroleum refineries.....	15	2	666	23	165	364	95	15	4
21 1	Macaroni, spaghetti, vermicelli, and noodles.....	5	1	392	11	21	326	34		
22 8	Machine and hand typesetting (including advertisement typesetting).....	28	24	799	24	115	618	42		
23 17	Machine-shop products, not elsewhere classified.....	90	52	2,747	101	365	1,993	249	37	2
24 17	Machine-shop repairs.....	36	46	216	10	20	178	6		2
25 17	Machine-tool and other metalworking-machinery accessories, metal- cutting and shaping tools, and machinists' precision tools.....	22	24	397	11	40	327	16		3
26 17	Machine tools.....	7	2	628	12	125	459	32		
27 1	Malt liquors.....	16	3	1,644	40	136	851	588	24	5
28 6	Mattresses and bedsprings.....	30	30	402	16	30	300	56		
29 17	Measuring instruments, mechanical (except electrical measuring instru- ments, watches, and clocks).....	5		1,202	9	139	1,005	40	2	7
30 1	Meat packing, wholesale.....	50	40	3,241	50	203	2,126	782	35	45
31 17	Mechanical power-transmission equipment.....	19	9	3,073	40	440	2,279	253		61
32 4	Men's and boys' hats and caps (except felt and straw).....	17	18	328	13	15	290	8		2
33 4	Men's and boys' shirts (except work shirts), collars, and nightwear— made in contract factories.....	9	6	734	4	11	716	3		
34 4	Men's and boys' shirts (except work shirts), collars, and nightwear— made in inside factories or by jobbers engaging contractors.....	32	23	2,922	28	134	2,628	121	5	6
35 4	Men's and boys' suits, coats, and overcoats (except work clothing)—made in contract factories.....	111	138	7,627	28	169	7,417	8	1	4
36 4	Men's and boys' suits, coats, and overcoats (except work clothing)—made in inside factories or by jobbers engaging contractors.....	141	141	10,752	121	595	9,350	646	2	32
37 4	Men's and boys' underwear—made in inside factories or by jobbers en- gaging contractors.....	6	3	287	3	13	269	2		
38 4	Men's neckwear—made in inside factories or by jobbers engaging con- tractors.....	21	21	516	14	27	427	47		1
39 17	Metalworking machinery and equipment, not elsewhere classified.....	3		162	10	15	112	14		1
40 4	Millinery.....	14	14	554	14	22	486	32		
41 13	Minerals and earths, ground or otherwise treated.....	6		151	3	14	130	3	1	
42 13	Mirrors and other glass products made of purchased glass.....	29	26	537	11	47	458	21		
43 20	Miscellaneous fabricated products not elsewhere classified.....	14	12	357	9	18	319	11		
44 4	Miscellaneous fabricated textile products not elsewhere classified.....	18	15	530	22	39	444	25		
45 20	Models and patterns (except paper patterns).....	18	25	132	6	10	113	3		
46 13	Monuments, tombstones, cut-stone, and stone products not elsewhere classified.....	33	38	179	10	24	122	23		
47 18	Motor vehicles, motor-vehicle bodies, parts and accessories.....	33	25	10,349	57	969	9,128	195		
48 20	Needles, pins, hooks and eyes, and slide and snap fasteners.....	4	1	534	8	21	466	35	4	
49 8	Newspapers: publishing and printing.....	87	55	7,193	75	1,789	3,445	1,884		
50 8	Newspapers: publishing without printing.....	27	16	142	9	98	25	10		
51 1	Nonalcoholic beverages.....	80	68	1,049	37	66	441	494	2	9
52 13	Nonclay refractories.....	3		472	5	60	406	1		
53 15	Nonferrous-metal foundries (except aluminum).....	24	21	379	21	28	310	18		2
54 15	Nonferrous-metal products not elsewhere classified.....	17	12	1,030	13	115	883	10	9	
55 17	Office and store machines not elsewhere classified.....	3	1	35	2	5	25	3		
56 6	Office furniture.....	5	4	278	9	23	227	19		
57 14	Oil burners, domestic and industrial.....	5	1	145	13	16	41	74		1
58 10	Oven coke and coke-oven byproducts.....	3		1,167	4	107	927	108		21
59 9	Paints, varnishes, and lacquers.....	68	37	2,511	84	445	1,507	465		10
60 7	Paper and paperboard mills.....	28	3	6,574	52	728	5,254	426	91	23

See footnotes at end of table.

## NEW JERSEY

645

## INDUSTRIAL AREAS, BY INDUSTRIES: 1939—Continued

SALARIES AND WAGES							COST OF MATERIALS, SUPPLIES, FUEL, PURCHASED ELECTRIC ENERGY, AND CONTRACT WORK						Value of products	Value added by manufacture <sup>1</sup>
Total <sup>1</sup>	Salaries of officers of corporations <sup>2</sup>	Manufacturing		Distribution	Construction	Other	Total	Materials and supplies	Fuel	Purchased electric energy	Contract work			
		Salaries <sup>2</sup>	Wages											

PHILADELPHIA-CAMDEN INDUSTRIAL AREA—Continued													
Dollars	Dollars	Dollars	Dollars	Dollars	Dollars	Dollars	Dollars	Dollars	Dollars	Dollars	Dollars	Dollars	Dollars
1,139,319	218,951	181,335	606,856	123,039	1,213	7,925	735,144	125,527	56,085	553,531		3,780,703	3,051,559
474,471	32,080	83,960	301,596	58,535			1,440,158	1,419,095	8,764	12,199	100	2,663,491	1,223,333
2,981,852	215,265	752,506	1,805,080	209,001			3,154,214	2,959,604	52,980	37,076	104,554	8,283,673	5,129,459
680,242	101,524	125,574	229,212	223,411	521		1,218,363	1,165,730	35,321	17,164	148	3,227,637	2,009,274
445,518	46,525	64,949	262,678	70,230		1,136	688,574	663,822	1,192	6,081	17,479	1,428,144	739,570
2,159,752	339,460	334,132	1,441,543	44,617			5,200,636	5,011,904	124,591	42,472	21,669	8,808,087	3,607,451
56,733	4,065	2,521	50,147				1,402	100	60	1,095	146	77,596	76,494
8,888,776	305,996	342,887	2,070,273	254,324	3,338	11,958	9,620,813	9,287,461	13,394	60,510	259,448	17,318,616	7,897,803
1,907,418	190,872	223,383	1,525,363	27,800			3,483,499	3,324,861	27,854	32,653	98,131	6,064,610	2,581,111
( <sup>1</sup> )		( <sup>1</sup> )	( <sup>1</sup> )	( <sup>1</sup> )			( <sup>1</sup> )	( <sup>1</sup> )	( <sup>1</sup> )	( <sup>1</sup> )	( <sup>1</sup> )	( <sup>1</sup> )	( <sup>1</sup> )
321,328	29,230	25,225	248,785	18,088			633,213	622,012	143	3,818	7,240	1,172,893	539,080
20,879			20,879				130,703	130,099	9	585		213,038	82,335
33,943		3,000	30,943				21,378	20,885		493		80,119	58,741
7,367,681	525,626	521,582	6,141,070	135,959	43,444		19,212,743	18,091,606	347,269	76,787	697,081	31,064,754	11,852,011
1,290,246	130,178	109,132	920,489	123,681		6,766	2,616,706	2,566,680	15,127	27,199	7,700	5,044,359	2,427,653
545,416	43,582	50,976	412,320	22,500		16,038	353,325	153,083	136,394	63,848		1,352,483	999,168
( <sup>1</sup> )	( <sup>1</sup> )	( <sup>1</sup> )	( <sup>1</sup> )	( <sup>1</sup> )	( <sup>1</sup> )		( <sup>1</sup> )	( <sup>1</sup> )	( <sup>1</sup> )	( <sup>1</sup> )	( <sup>1</sup> )	( <sup>1</sup> )	( <sup>1</sup> )
( <sup>1</sup> )		( <sup>1</sup> )	( <sup>1</sup> )	( <sup>1</sup> )			( <sup>1</sup> )	( <sup>1</sup> )	( <sup>1</sup> )	( <sup>1</sup> )	( <sup>1</sup> )	( <sup>1</sup> )	( <sup>1</sup> )
2,785,745	344,134	346,259	1,038,050	441,394	15,899		2,521,460	1,973,164	23,986	45,083	479,227	6,078,727	3,557,267
1,200,169	137,886	302,950	535,841	257,655	23,256	2,571	5,424,299	5,308,284	85,284	30,731		8,867,436	3,443,137
415,131	78,475	26,489	243,345	66,822			1,292,507	1,248,411	11,493	32,603		2,087,514	795,007
1,390,548	100,241	191,241	1,026,150	72,016			205,066	158,029	9,589	22,507	14,941	2,043,150	1,838,093
4,097,183	524,515	508,972	2,386,370	560,823	24,703	1,800	4,597,088	4,251,718	113,235	118,496	113,639	11,628,374	7,031,286
811,938	39,993	38,891	222,841	8,565		1,078	240,549	224,502	7,251	8,613	183	756,496	515,947
674,906	44,280	82,185	520,132	15,932		3,377	361,279	298,245	6,969	17,778	38,287	1,409,413	1,048,134
( <sup>1</sup> )	( <sup>1</sup> )	( <sup>1</sup> )	( <sup>1</sup> )	( <sup>1</sup> )			( <sup>1</sup> )	( <sup>1</sup> )	( <sup>1</sup> )	( <sup>1</sup> )	( <sup>1</sup> )	( <sup>1</sup> )	( <sup>1</sup> )
3,898,525	617,872	343,560	1,503,303	1,273,783	57,022	42,979	6,207,093	5,859,203	221,053	126,837		19,210,131	13,003,038
470,007	49,359	41,423	319,317	59,968			1,320,942	1,285,518	4,974	12,850	17,600	2,246,141	925,199
1,569,466	50,305	252,885	1,173,286	70,032	2,054	11,904	1,398,243	1,352,362	18,577	27,004	300	4,148,429	2,750,186
5,137,829	404,708	358,056	2,756,881	1,482,855	57,381	77,948	35,474,972	35,140,168	169,232	138,757	26,815	43,944,396	8,469,424
5,399,191	400,267	969,313	3,403,276	544,440		81,895	4,249,242	3,971,884	70,238	135,837	71,283	15,398,868	11,149,628
291,894	57,786	18,459	206,920	6,969		1,260	334,981	329,847	1,304	3,330	500	774,125	439,147
455,546	21,555	12,259	418,990	2,733			58,541	51,236	1,077	5,281	947	587,912	529,371
2,755,095	187,504	217,370	1,995,877	342,096	6,510	5,138	5,569,928	4,876,611	13,329	28,129	651,859	9,295,205	3,725,277
7,236,505	103,655	249,187	6,870,789	8,227	1,040	3,607	727,687	368,717	27,402	76,179	255,389	9,302,877	8,575,190
13,778,851	862,707	1,057,001	10,481,163	1,839,091	10,702	27,587	41,660,198	33,200,778	53,634	106,686	8,298,900	62,592,395	20,932,197
256,634	33,020	21,872	197,727	4,015			1,325,626	983,227	6,011	3,190	333,198	1,806,528	480,902
( <sup>1</sup> )	( <sup>1</sup> )	( <sup>1</sup> )	( <sup>1</sup> )	( <sup>1</sup> )			( <sup>1</sup> )	( <sup>1</sup> )	( <sup>1</sup> )	( <sup>1</sup> )	( <sup>1</sup> )	( <sup>1</sup> )	( <sup>1</sup> )
266,391	67,000	30,864	148,039	19,029		459	126,130	113,153	7,044	5,933		529,736	403,606
909,779	63,198	20,273	469,251	57,057			953,557	958,537	4,286	6,654	14,080	1,827,568	844,011
225,883	13,510	35,010	168,047	6,516	2,800		1,506,531	1,437,915	25,025	43,591		2,327,368	820,837
671,939	34,848	94,130	502,979	39,982			900,205	861,635	15,686	18,633	4,252	1,940,479	1,046,274
321,756	22,723	28,749	254,479	15,805			355,165	345,833	2,131	6,170	1,031	978,396	623,281
426,594	72,006	63,133	261,528	40,227			877,910	866,159	5,123	6,628		1,532,225	654,315
207,403	18,339	12,110	173,948	3,006			86,678	80,137	1,692	4,849		436,200	349,522
245,336	16,435	37,834	153,411	37,656			267,123	241,150	5,576	19,717	680	746,004	478,881
16,627,466	372,330	1,082,274	13,765,997	526,865			44,582,506	43,917,071	274,765	388,702	1,908	67,955,901	23,373,295
( <sup>1</sup> )	( <sup>1</sup> )	( <sup>1</sup> )	( <sup>1</sup> )	( <sup>1</sup> )	( <sup>1</sup> )		( <sup>1</sup> )	( <sup>1</sup> )	( <sup>1</sup> )	( <sup>1</sup> )	( <sup>1</sup> )	( <sup>1</sup> )	( <sup>1</sup> )
14,111,396	521,202	3,859,004	6,092,319	3,638,871			10,078,078	9,743,859	91,457	215,231	27,531	35,853,715	25,775,637
170,419	19,490	94,535	44,969	11,425			297,183	17,610	950	1,833	276,790	649,605	352,422
1,611,049	180,051	101,340	489,107	823,901	4,205	12,445	3,153,147	3,069,005	32,243	51,899		7,605,116	4,451,969
( <sup>1</sup> )	( <sup>1</sup> )	( <sup>1</sup> )	( <sup>1</sup> )	( <sup>1</sup> )			( <sup>1</sup> )	( <sup>1</sup> )	( <sup>1</sup> )	( <sup>1</sup> )	( <sup>1</sup> )	( <sup>1</sup> )	( <sup>1</sup> )
556,450	107,277	48,720	364,895	34,557		1,001	975,781	878,715	54,831	16,478	25,757	1,800,489	824,703
2,057,967	142,945	268,733	1,618,823	17,110	10,356		1,924,830	1,746,990	63,706	71,367	42,767	4,818,733	2,893,903
( <sup>1</sup> )	( <sup>1</sup> )	( <sup>1</sup> )	( <sup>1</sup> )	( <sup>1</sup> )			( <sup>1</sup> )	( <sup>1</sup> )	( <sup>1</sup> )	( <sup>1</sup> )	( <sup>1</sup> )	( <sup>1</sup> )	( <sup>1</sup> )
437,102	82,213	43,686	281,547	29,656			377,273	360,397	5,729	8,182	2,965	1,122,908	745,635
248,435	53,735	24,727	56,205	113,360		408	264,451	257,637	3,489	3,325		640,976	376,525
( <sup>1</sup> )	( <sup>1</sup> )	( <sup>1</sup> )	( <sup>1</sup> )	( <sup>1</sup> )			( <sup>1</sup> )	( <sup>1</sup> )	( <sup>1</sup> )	( <sup>1</sup> )	( <sup>1</sup> )	( <sup>1</sup> )	( <sup>1</sup> )
4,458,915	494,392	871,558	2,379,802	702,822	10,341	18,197,540	17,935,274	137,134	115,066		10,066	30,861,157	12,163,617
11,068,876	483,105	1,738,494	7,484,112	1,208,984	120,177	34,004	25,877,531	22,963,868	2,206,082	707,581		53,556,166	27,678,635

TABLE 9.—GENERAL STATISTICS FOR

Group No.		INDUSTRY	*Number of establishments	*Pro-prietors and firm members	*PERSONS EMPLOYED IN MANUFACTURING ESTABLISHMENTS 1						
					Total 2	Salaried officers of corporations 2	Manufacturing		Distri-bution	Con-struction	Other
							Salaried employ-ees 2	Wage earners (average for year) 3			
PHILADELPHIA-CAMDEN INDUSTRIAL AREA—Continued											
1	7	Paperboard containers and boxes not elsewhere classified.....	78	40	4,413	98	281	3,788	239	7	
2	6	Partitions, shelving, cabinet work, and office and store fixtures.....	37	24	880	36	78	690	78		4
3	10	Paving blocks and paving mixtures: asphalt, creosoted wood, and composition.....	7		126	1	17	105	3		
4	20	Pens, mechanical pencils, and pen points.....	4		775	12	63	619	81		
5	9	Perfumes, cosmetics, and other toilet preparations.....	13	10	204	13	25	148	10	3	5
6	8	Periodicals: publishing and printing.....	27	12	4,421	33	1,222	2,945	221		
7	8	Periodicals: publishing without printing.....	52	13	696	36	327	21	312		
8	10	Petroleum refining.....	6		9,519		1,189	7,156	128	951	95
9	8	Photengraving, not done in printing establishments (including preparation of plates).....	23	27	671	40	70	475	84		2
10	1	Pickled fruits and vegetables, and vegetable sauces and seasonings.....	15	16	323	6	38	229	46	1	3
11	5	Planing mills not operated in conjunction with sawmills.....	64	57	1,355	62	154	954	165		20
12	13	Pottery products not elsewhere classified.....	4	4	53	3	5	41	4		
13	1	Poultry dressing and packing, wholesale.....	7	7	288	14	13	240	10		2
14	14	Power boilers and associated products.....	15	1	1,386	40	148	1,104	94		
15	1	Prepared feeds (including mineral) for animals and fowls.....	20	24	296	15	42	193	43		3
16	9	Printing ink.....	15	8	488	11	106	330	40	1	
17	17	Printing-trades machinery and equipment.....	9	8	644	11	101	407	125		
18	3	Processed waste and recovered wool fibers—regular factories or jobbers engaging contractors.....	19	15	642	27	46	502	67		
19	20	Professional and scientific instruments (except surgical and dental).....	19	11	1,954	33	514	1,079	313	15	
20	17	Pumping equipment and air compressors.....	9	6	280	11	27	183	58	1	
21	4	Raincoats and other waterproof garments (except oiled cotton).....	3	3	91	3	11	77			
22	3	Rayon broad woven goods—regular factories or jobbers engaging contractors.....	4	2	154	6	23	123			2
23	3	Rayon narrow fabrics.....	11	9	636	6	37	575	18		
24	3	Rayon throwing and spinning—contract factories.....	3	2	20	2	1	17			
25	3	Rayon yarn and thread, spun or thrown—regular factories or jobbers engaging contractors.....	7	3	1,055	13	60	971	11		
26	17	Refrigerators, domestic (mechanical and absorption), refrigeration machinery and equipment, and complete air-conditioning units.....	16	30	254	6	24	181	43		
27	4	Robes, lounging garments, and dressing gowns.....	7	7	263	1	16	246			
28	10	Roofing, built-up and roll; asphalt shingles; roof coating (except paint).....	3	1	292	1	22	232	29	8	
29	11	Rubber products not elsewhere classified.....	18	9	1,882	26	234	1,477	145		
30	1	Salad dressings.....	7	6	114	2	12	88	12		
31	1	Sausages, prepared meats, and other meat products—not made in meat-packing establishments.....	30	24	956	22	82	641	207	4	
32	5	Sawmills, veneer mills, and cooperage-stock mills, including those combined with logging camps and with planing mills.....	8	8	55		6	49			
33	14	Screw-machine products and wood screws.....	11	12	591	6	52	475	56	2	
34	15	Sheet-metal work not specifically classified.....	49	33	854	40	81	658	68		7
35	19	Shipbuilding and ship repairing.....	14	1	11,446	36	1,147	10,173	11	79	
36	20	Signs, advertising displays, and advertising novelties.....	45	44	551	19	39	436	57		
37	3	Silk narrow fabrics.....	7	5	359	3	17	339			
38	3	Silk throwing and spinning—contract factories.....	4	1	507	3	24	480			
39	3	Silk yarn and thread, spun or thrown—regular factories or jobbers engaging contractors.....	6	3	828	8	49	756	15		
40	9	Soap and glycerin.....	18	9	1,302	20	109	894	270		
41	17	Special-industry machinery, not elsewhere classified.....	7	3	271	9	43	215	4		
42	20	Sporting and athletic goods not elsewhere classified.....	9	10	319	4	32	271	12		
43	14	Springs, steel (except wire)—made in plants not operated in connection with rolling mills.....	3	1	206	6	18	176	6		
44	14	Stamped and pressed metal products (except automobile stampings).....	14	12	894	8	157	701	28		
45	13	Statuary and art goods (except stone and concrete)—factory production.....	8	5	83		7	75	1		
46	14	Steam and hot-water heating apparatus (including hot-water furnaces).....	7	2	236	9	28	197	2		
47	13	Steam and other packing; pipe and boiler covering.....	18	5	1,687	35	161	1,277	202	4	8
48	14	Steam fittings, regardless of material.....	9	2	701	22	76	454	149		
49	14	Steel castings.....	5		1,734	15	273	1,376	51	13	6
50	14	Steel works and rolling mills.....	10		10,815	28	954	8,088	129	10	
51	14	Stoves, ranges, water heaters, and hot-air furnaces (except electric).....	11	8	1,464	15	173	1,149	119		8
52	12	Suitcases, brief cases, bags, trunks, and other luggage.....	27	28	811	18	54	687	52		
53	20	Surgical and medical instruments.....	5	5	219	8	6	161	44		
54	20	Surgical supplies and equipment not elsewhere classified; orthopedic appliances.....	18	10	533	24	71	406	32		
55	9	Tanning materials, natural dyestuffs, mordants, assistants, and sizes.....	19	4	422	27	78	254	62		1
56	17	Textile machinery.....	32	11	2,840	50	304	2,362	114	1	9
57	14	Tin cans and other tinware not elsewhere classified.....	12	7	2,206	9	190	1,751	170	84	2
58	2	Tobacco (chewing and smoking) and snuff.....	6	3	61	4	3	48	6		
59	14	Tools (except edge tools, machine tools, files, and saws).....	10	3	530	11	60	435	24		
60	4	Trimmings (not made in textile mills), stamped art goods, and art needle-work—contract factories.....	11	12	117		2	113	2		

See footnotes at end of table.

## NEW JERSEY

647

## INDUSTRIAL AREAS, BY INDUSTRIES: 1939—Continued

SALARIES AND WAGES							COST OF MATERIALS, SUPPLIES, FUEL, PURCHASED ELECTRIC ENERGY, AND CONTRACT WORK					Value of products	Value added by manufacture <sup>1</sup>
Total <sup>2</sup>	Salaries of officers of corporations <sup>3</sup>	Manufacturing		Distribution	Construction	Other	Total	Materials and supplies	Fuel	Purchased electric energy	Contract work		
		Salaries <sup>4</sup>	Wages										
PHILADELPHIA-CAMDEN INDUSTRIAL AREA—Continued													
Dollars	Dollars	Dollars	Dollars	Dollars	Dollars	Dollars	Dollars	Dollars	Dollars	Dollars	Dollars	Dollars	Dollars
5,022,459	536,838	456,290	3,549,170	468,968	11,187		10,014,771	9,672,382	77,105	117,301	147,983	19,925,508	9,910,737
1,374,000	155,999	116,235	971,078	120,632		3,465	1,309,929	1,256,962	14,420	24,451	14,096	3,258,167	1,948,238
148,615	5,712	30,564	106,939	5,600			587,555	542,851	30,328	14,376		856,699	269,144
( <sup>5</sup> )	( <sup>5</sup> )	( <sup>5</sup> )	( <sup>5</sup> )	( <sup>5</sup> )			( <sup>5</sup> )	( <sup>5</sup> )	( <sup>5</sup> )	( <sup>5</sup> )	( <sup>5</sup> )	( <sup>5</sup> )	( <sup>5</sup> )
230,307	51,921	30,096	124,327	12,806	4,710	6,447	709,188	702,540	4,178	2,470		1,206,111	466,923
( <sup>5</sup> )	( <sup>5</sup> )	( <sup>5</sup> )	( <sup>5</sup> )	( <sup>5</sup> )			( <sup>5</sup> )	( <sup>5</sup> )	( <sup>5</sup> )	( <sup>5</sup> )	( <sup>5</sup> )	( <sup>5</sup> )	( <sup>5</sup> )
1,140,831	180,602	548,301	22,380	383,548			3,647,572	1,024,461	444	2,952	2,619,715	7,796,004	4,148,432
19,333,289	3,327,686	13,230,115	2,409,633	147,699			152,057,746	143,294,457	7,310,395	1,452,894		198,262,160	46,204,354
1,725,637	185,608	129,000	1,235,994	172,477		1,658	342,111	223,557	3,267	21,627	93,660	2,683,041	2,340,930
366,477	21,635	63,005	210,491	67,212	1,065	2,169	1,580,410	1,559,972	6,060	14,378		2,473,497	893,087
1,904,418	224,708	238,466	1,134,438	283,048		23,758	2,694,494	2,541,665	51,533	45,056	56,240	5,643,598	2,949,104
98,174	28,100	10,900	48,099	11,075			22,051	11,170	7,658	2,944	279	179,350	157,299
281,384	51,236	16,500	190,548	21,280		1,811	2,022,567	2,011,037	2,973	8,557		2,503,745	481,178
2,297,490	240,082	262,606	1,640,591	153,320			4,402,750	4,302,750	27,222	84,485	18,786	8,353,119	3,919,876
372,877	53,776	57,341	180,006	78,342		3,352	4,423,047	4,384,838	4,448	33,761		5,503,557	1,080,510
907,003	121,114	233,185	434,341	116,303	2,000		2,759,979	2,695,424	20,351	44,204		4,329,868	1,569,889
( <sup>5</sup> )	( <sup>5</sup> )	( <sup>5</sup> )	( <sup>5</sup> )	( <sup>5</sup> )			( <sup>5</sup> )	( <sup>5</sup> )	( <sup>5</sup> )	( <sup>5</sup> )	( <sup>5</sup> )	( <sup>5</sup> )	( <sup>5</sup> )
792,438	167,178	72,867	462,060	90,333			3,866,154	3,779,928	24,104	46,320	15,802	5,567,389	1,701,235
3,560,946	236,960	989,706	1,583,896	722,641	27,743		3,035,245	2,877,681	16,613	41,977	98,974	9,519,498	0,484,253
451,257	53,592	58,257	233,756	104,241	1,411		290,609	275,741	7,108	7,760		1,332,269	1,041,660
( <sup>5</sup> )	( <sup>5</sup> )	( <sup>5</sup> )	( <sup>5</sup> )				( <sup>5</sup> )	( <sup>5</sup> )	( <sup>5</sup> )	( <sup>5</sup> )	( <sup>5</sup> )	( <sup>5</sup> )	( <sup>5</sup> )
202,173	34,612	32,908	131,993			2,600	478,170	468,807	5,444	3,919		890,484	412,314
615,895	41,619	60,814	483,177	30,285			672,239	638,096	19,980	14,024	139	1,788,980	1,116,741
20,575	0,944	702	12,029				24,087	23,476		611		46,569	22,482
980,952	120,670	92,686	724,060	43,536			2,860,726	2,790,620	19,990	47,702	2,414	4,080,419	1,219,663
( <sup>5</sup> )	( <sup>5</sup> )	( <sup>5</sup> )	( <sup>5</sup> )	( <sup>5</sup> )			( <sup>5</sup> )	( <sup>5</sup> )	( <sup>5</sup> )	( <sup>5</sup> )	( <sup>5</sup> )	( <sup>5</sup> )	( <sup>5</sup> )
164,097	4,572	20,515	139,010				648,812	569,947		2,516	76,349	916,590	267,778
( <sup>5</sup> )	( <sup>5</sup> )	( <sup>5</sup> )	( <sup>5</sup> )	( <sup>5</sup> )			( <sup>5</sup> )	( <sup>5</sup> )	( <sup>5</sup> )	( <sup>5</sup> )	( <sup>5</sup> )	( <sup>5</sup> )	( <sup>5</sup> )
2,389,469	168,599	274,059	1,707,137	239,674			3,374,385	3,172,503	96,933	103,247	1,652	7,731,031	4,356,696
123,181	13,000	16,828	74,622	18,731			528,014	522,891	1,477	3,646		755,021	227,007
1,431,042	103,488	159,560	784,936	376,002	7,056		12,431,987	12,332,680	42,122	57,185		15,369,102	2,937,115
38,000		7,544	31,155				30,994	28,844	950	1,200		90,961	59,967
1,015,735	94,252	161,010	617,159	139,742	2,672		712,284	653,900	16,138	25,946	16,300	2,643,731	1,931,447
1,320,496	177,179	137,080	883,601	112,876		9,760	2,264,942	2,203,190	14,466	26,577	20,709	4,359,880	2,094,938
( <sup>5</sup> )	( <sup>5</sup> )	( <sup>5</sup> )	( <sup>5</sup> )	( <sup>5</sup> )			( <sup>5</sup> )	( <sup>5</sup> )	( <sup>5</sup> )	( <sup>5</sup> )	( <sup>5</sup> )	( <sup>5</sup> )	( <sup>5</sup> )
679,202	56,355	53,032	479,703	90,112			864,151	802,377	7,073	11,910	42,785	2,092,629	1,228,478
366,707	19,161	35,601	312,105				652,818	583,217	11,261	12,420	45,920	1,262,358	609,540
340,653	31,080	41,670	267,903				134,902	107,321	3,334	24,247		588,271	453,369
853,172	143,176	82,818	586,255	40,923			3,725,368	3,601,251	19,148	30,229	74,710	5,286,243	1,560,875
1,803,865	228,026	218,523	1,045,816	311,500			8,563,582	8,379,469	153,445	30,668		16,395,589	7,832,007
480,953	73,546	100,162	301,724	5,521			514,123	494,687	6,425	13,011		1,479,435	965,312
363,769	20,600	45,744	283,742	13,683			418,226	406,018	3,022	4,300	4,886	1,002,296	584,070
( <sup>5</sup> )	( <sup>5</sup> )	( <sup>5</sup> )	( <sup>5</sup> )	( <sup>5</sup> )			( <sup>5</sup> )	( <sup>5</sup> )	( <sup>5</sup> )	( <sup>5</sup> )	( <sup>5</sup> )	( <sup>5</sup> )	( <sup>5</sup> )
1,037,164	33,288	248,098	710,321	45,457			1,833,075	1,774,947	22,278	35,750	100	3,389,732	1,556,657
76,346		8,697	65,911	1,738			57,018	53,415	2,506	1,097		169,581	112,563
322,882	46,072	46,213	228,522	2,075			676,226	653,554	2,069	20,573		1,457,751	781,525
2,613,761	239,149	318,247	1,020,120	407,649	8,827	10,709	3,724,476	3,194,176	468,635	60,446	1,219	8,392,594	4,668,118
1,137,273	140,464	146,166	614,415	233,228			843,937	812,558	18,494	12,885		3,198,805	2,354,868
2,851,007	96,357	545,025	2,060,068	136,232	6,942	6,383	1,733,073	1,402,922	161,383	166,406	2,362	6,223,759	4,490,686
17,508,278	386,135	2,075,829	14,660,931	447,306	32,077		30,979,689	24,964,122	4,132,412	1,128,633	754,222	51,590,357	20,910,668
2,012,378	87,893	245,699	1,888,910	279,276		10,600	2,515,167	2,340,806	98,591	75,770		5,364,035	2,848,868
1,077,587	105,910	97,306	779,509	94,862			2,009,917	1,991,267	8,288	9,422	940	3,590,745	1,580,828
281,967	38,580	14,630	196,916	31,841			189,915	169,450	3,924	6,083	10,468	566,700	376,785
643,969	149,325	93,520	334,608	66,516			394,944	374,834	8,167	6,429	5,514	1,412,277	1,017,333
992,383	276,813	186,925	333,044	195,207		844	2,392,004	2,318,917	49,979	23,108		5,548,236	3,156,232
4,429,449	341,031	632,886	3,174,615	267,307	225	13,385	4,429,895	4,250,479	81,089	91,301	7,070	11,934,694	7,504,799
2,916,153	79,762	408,967	1,896,815	257,070	270,569	2,980	13,282,903	13,111,178	70,882	91,848	9,045	19,525,476	6,542,523
70,175	5,835	32,312	1,788				290,219	287,176	1,005	2,038		338,297	48,078
679,914	49,600	91,019	487,298	51,997			417,148	361,544	23,112	32,192	300	1,562,555	1,145,707
119,673		1,876	114,380	3,417			40,334	40,931	1,396	3,462	545	283,880	237,546

## CENSUS OF MANUFACTURES: 1939

TABLE 9.—GENERAL STATISTICS FOR

Group No.		INDUSTRY	*Number of establishments	*Proprietors and firm members	*PERSONS EMPLOYED IN MANUFACTURING ESTABLISHMENTS 1						
					Total 2	Salaried officers of corporations 3	Manufacturing		Distribution	Construction	Other
							Salaried employees 4	Wage earners (average for year) 5			
PHILADELPHIA-CAMDEN INDUSTRIAL AREA—Continued											
1	4	Trimmings (not made in textile mills), stamped art goods, and art needle-work—made in regular factories or by jobbers engaging contractors.....	7	8	144	5	7	115	15	1	1
2	4	Trousers (semidress), wash suits, and washable service apparel.....	25	29	1,148	9	34	1,064	41		
3	20	Umbrellas, parasols, and canes.....	5	1	272	11	27	230	4		
4	6	Upholstered household furniture.....	51	55	999	34	46	864	55		
5	9	Vegetable and animal oils, not elsewhere classified.....	4	2	63	6	3	32	20		2
6	1	Vinegar and cider.....	4	1	81	3	9	65	4		
7	7	Wallpaper.....	4	1	523	10	29	424	60		
8	6	Window and door screens and weather strip.....	3	2	110	4	7	95	4		
9	6	Window shades.....	5	4	78		18	48	12		
10	14	Wirework not elsewhere classified.....	31	28	768	26	67	642	30	3	
11	16	Wiring devices and supplies.....	5		662	18	121	447	60	12	4
12	4	Women's and misses' blouses and waists—made in contract factories.....	23	28	919	4	17	893	4		1
13	4	Women's and misses' blouses and waists—made in inside factories or by jobbers engaging contractors*.....	21	30	1,419	11	75	1,247	86		
14	4	Women's and misses' clothing, not elsewhere classified—made in contract factories.....	7	8	125		3	121	1		
15	4	Women's and misses' clothing, not elsewhere classified—made in inside factories or by jobbers engaging contractors.....	15	15	611	13	39	531	28		
16	4	Women's and misses' dresses (except house dresses)—made in contract factories.....	30	42	1,082	1	17	1,000	3		1
17	4	Women's and misses' dresses (except house dresses)—made in inside factories or by jobbers engaging contractors.....	58	68	3,747	39	156	3,367	181		4
18	4	Women's, children's, and infants' underwear and nightwear of cotton and flannelette woven fabrics.....	6	4	230	5	9	198	18		
19	4	Women's, children's, and infants' underwear and nightwear of knitted fabrics.....	4	3	145	5	10	122	7		1
20	4	Women's, children's, and infants' underwear and nightwear of silk and rayon woven fabrics.....	11	13	496	3	20	464	9		
21	4	Women's neckwear, scarfs, etc.....	3	4	48	2	2	43	1		
22	12	Women's pocketbooks, handbags, and purses.....	10	6	1,151	9	49	1,048	45		
23	6	Wooden boxes except cigar boxes.....	20	18	886	12	21	835	18		
24	6	Wood products not elsewhere classified.....	9	9	63	6	6	40	5		
25	17	Woodworking machinery.....	3		34	5	2	27			
26	3	Woolen and worsted manufactures—contract factories.....	14	7	1,126	10	132	979	4		1
27	3	Woolen and worsted manufactures—regular factories or jobbers engaging contractors.....	75	37	11,604	123	712	10,584	172	9	4
28	4	Work clothing (except work shirts), sport garments (except leather), and other men's and boys' apparel, not elsewhere classified.....	43	42	1,895	27	81	1,734	51	2	
29	16	X-ray and therapeutic apparatus and electronic tubes.....	3		21	4	4	12	1		
30		Other industries 6.....	607	339	91,320	720	11,773	72,394	5,576	555	293
OTHER INDUSTRIES, BY INDUSTRY GROUPS 6											
31	1	Food and kindred products.....	46	9	6,539	56	565	5,611	277	23	7
32	3	Textile-mill products and other fiber manufactures.....	76	30	11,973	120	878	10,448	375	16	137
33	4	Apparel and other finished products made from fabrics and similar materials.....	72	72	2,627	45	163	2,194	220	1	4
34	6	Furniture and finished lumber products.....	28	20	892	20	98	661	105	5	3
35	7	Paper and allied products.....	20	10	1,731	31	145	1,399	139	17	
36	9	Chemicals and allied products.....	24	11	4,026	15	399	3,439	40	129	4
37	10	Products of petroleum and coal.....	6	1	1,450	5	129	1,160	137	8	21
38	12	Leather and leather products.....	10	7	593	10	56	490	37		
39	13	Stone, clay, and glass products.....	29	7	2,983	35	246	2,449	251	2	
40	14	Iron and steel and their products, except machinery.....	41	13	5,389	60	523	4,675	126	4	1
41	15	Nonferrous metals and their products.....	23	23	1,248	16	138	986	56	31	21
42	16	Electrical machinery.....	33	12	19,657	76	3,478	13,483	2,308	220	92
43	17	Machinery (except electrical).....	63	49	6,830	62	1,403	4,862	499	1	3
44	19	Transportation equipment except automobiles.....	22	1	14,963	52	1,773	12,942	109	87	
45	20	Miscellaneous industries.....	56	43	3,183	58	280	2,529	304	12	
46	8	Printing, publishing, and allied industries.....	53	31	5,371	56	1,334	3,700	281		
47	2	Tobacco manufactures.....	1								
48	11	Rubber products.....	3								
49	18	Automobiles and automobile equipment.....	1			12	165	1,367	312		

<sup>1</sup>As the figures for number of establishments and for personnel for those industries for which monetary items are withheld are given for the individual industries and are also included in the "Other industries" figures, the sums of these figures are larger than the totals shown for "All industries."

<sup>2</sup>See headnote to table 3 and GENERAL EXPLANATIONS—Persons engaged—general classification.

<sup>3</sup>Figures do not include data for personnel of central-administrative offices.

<sup>4</sup>Each of the averages in this column is correct to the nearest unit, despite the fact that the averages for the several industries do not add exactly to the 1939 average for all industries. See GENERAL EXPLANATIONS—Wage earners and wages.

<sup>5</sup>Value of products less cost of materials, supplies, fuel, purchased electric energy, and contract work. See GENERAL EXPLANATIONS—Value added by manufacture.

## INDUSTRIAL AREAS, BY INDUSTRIES: 1939—Continued

SALARIES AND WAGES							COST OF MATERIALS, SUPPLIES, FUEL, PURCHASED ELECTRIC ENERGY, AND CONTRACT WORK					Value of products	Value added by manu- facture <sup>1</sup>
Total <sup>2</sup>	Salaries of officers of corporations <sup>3</sup>	Manufacturing		Distribution	Con- struction	Other	Total	Materials and supplies	Fuel	Pur- chased electric energy	Contract work		
		Salaries <sup>4</sup>	Wages										

PHILADELPHIA-CAMDEN INDUSTRIAL AREA—Continued

Dollars ( <sup>5</sup> )	Dollars ( <sup>5</sup> )	Dollars ( <sup>5</sup> )	Dollars ( <sup>5</sup> )	Dollars ( <sup>5</sup> )	Dollars ( <sup>5</sup> )	Dollars ( <sup>5</sup> )	Dollars ( <sup>5</sup> )	Dollars ( <sup>5</sup> )	Dollars ( <sup>5</sup> )	Dollars ( <sup>5</sup> )	Dollars ( <sup>5</sup> )	Dollars ( <sup>5</sup> )	Dollars ( <sup>5</sup> )	
934,728	38,450	48,967	781,340	65,971	-----	-----	2,305,919	2,079,379	5,311	11,542	209,687	3,769,809	1,463,800	1
277,875	33,744	49,050	180,728	8,353	-----	-----	321,100	302,171	10,877	3,761	4,291	688,742	367,642	2
1,171,957	108,577	66,247	900,931	96,202	-----	-----	2,101,168	2,065,985	13,454	17,328	4,401	3,926,189	1,825,021	3
120,771	46,320	6,540	36,904	29,876	-----	1,071	485,556	469,549	11,151	4,856	-----	671,488	185,932	4
99,978	9,950	13,671	67,912	8,445	-----	-----	256,524	245,410	6,804	4,310	-----	393,708	137,184	5
788,240	51,990	71,866	518,991	145,399	-----	-----	1,258,321	1,214,473	28,090	13,915	1,843	2,487,517	1,229,106	6
( <sup>5</sup> )	( <sup>5</sup> )	( <sup>5</sup> )	( <sup>5</sup> )	( <sup>5</sup> )	-----	-----	( <sup>5</sup> )	( <sup>5</sup> )	( <sup>5</sup> )	( <sup>5</sup> )	-----	( <sup>5</sup> )	( <sup>5</sup> )	7
79,889	-----	22,037	40,461	16,491	-----	-----	508,919	506,933	717	1,269	-----	709,088	200,169	8
971,084	158,637	117,717	623,112	66,049	5,509	-----	1,383,188	1,341,755	16,175	25,046	212	2,992,598	1,609,400	9
1,233,735	211,197	246,259	612,270	142,068	18,883	3,028	2,827,796	2,780,879	21,911	25,006	-----	4,591,048	1,763,262	10
601,720	6,663	15,924	576,569	1,800	-----	764	101,411	81,698	243	8,974	10,496	939,795	838,384	11
1,470,277	80,220	126,163	1,071,064	108,830	-----	-----	3,967,450	3,244,764	416	12,711	709,559	6,351,529	2,384,079	12
79,899	-----	2,986	76,287	626	-----	-----	9,973	7,604	557	1,787	25	116,505	106,532	13
616,756	49,193	57,840	448,657	61,066	-----	-----	1,394,377	1,225,317	1,015	8,013	160,032	2,551,782	1,157,405	14
764,640	986	24,054	725,324	2,652	-----	724	39,635	24,762	3,621	11,219	33	1,082,798	1,043,163	15
4,155,434	176,564	265,324	3,395,004	314,938	-----	2,704	9,348,307	8,154,470	3,560	40,989	1,149,288	17,477,985	8,129,678	16
181,784	29,063	11,460	127,194	14,067	-----	-----	480,102	391,673	851	2,786	84,792	768,084	287,982	17
137,482	21,010	14,363	91,498	9,987	-----	624	262,178	260,354	183	1,641	-----	499,691	237,513	18
357,265	8,084	29,182	309,890	10,109	-----	-----	1,015,405	1,011,186	207	4,012	-----	1,554,149	538,744	19
( <sup>5</sup> )	( <sup>5</sup> )	( <sup>5</sup> )	( <sup>5</sup> )	( <sup>5</sup> )	-----	-----	( <sup>5</sup> )	( <sup>5</sup> )	-----	( <sup>5</sup> )	( <sup>5</sup> )	( <sup>5</sup> )	( <sup>5</sup> )	20
952,718	48,280	79,455	773,190	51,787	-----	-----	1,650,977	1,638,969	1,020	7,178	3,810	3,039,937	1,388,900	21
434,586	60,180	43,814	304,740	25,852	-----	-----	824,023	803,504	8,725	11,594	200	1,502,395	678,372	22
86,555	20,686	12,201	47,635	6,033	-----	-----	76,070	68,631	2,861	4,578	-----	211,784	135,714	23
40,812	13,818	2,786	24,208	-----	-----	-----	39,066	34,498	1,174	2,834	560	124,465	85,399	24
1,534,326	112,674	265,590	1,140,054	14,778	-----	1,230	322,672	268,693	87,370	25,902	707	2,455,314	2,132,642	25
13,503,199	1,014,240	1,478,178	10,874,552	498,020	33,856	4,353	44,574,232	43,374,833	499,773	315,063	384,543	68,407,034	23,832,602	26
1,530,377	118,638	110,062	1,241,463	57,874	2,340	-----	3,147,836	3,033,664	6,707	21,952	85,513	5,280,983	2,133,147	27
( <sup>5</sup> )	( <sup>5</sup> )	( <sup>5</sup> )	( <sup>5</sup> )	( <sup>5</sup> )	-----	-----	( <sup>5</sup> )	( <sup>5</sup> )	( <sup>5</sup> )	( <sup>5</sup> )	-----	( <sup>5</sup> )	( <sup>5</sup> )	28
145,028,520	5,968,168	25,961,419	98,260,367	13,594,177	985,702	258,687	298,211,192	287,098,773	6,976,605	3,169,137	966,677	578,304,267	280,093,075	29
8,649,656	644,530	1,520,092	5,863,221	571,705	41,096	9,012	39,765,849	39,035,074	463,101	264,881	2,793	71,892,855	32,127,006	30
15,490,531	857,972	1,808,459	11,870,636	866,644	32,563	64,257	25,138,882	23,831,480	894,852	277,149	135,401	53,174,804	28,035,922	31
2,666,006	209,712	221,825	1,791,011	435,548	1,163	6,747	8,012,259	7,905,272	13,241	40,581	53,165	12,466,549	4,454,290	32
1,283,638	77,349	161,748	802,223	229,946	7,807	4,565	2,100,547	2,003,174	68,668	28,705	-----	4,632,498	2,531,951	33
2,262,189	310,065	292,225	1,379,165	226,952	53,782	-----	4,692,022	4,616,654	20,821	48,388	6,159	9,117,139	4,426,117	34
6,180,554	79,684	1,025,641	4,841,172	66,396	162,261	5,400	18,666,493	17,758,143	643,394	264,885	71	33,238,234	14,571,741	35
2,893,237	42,903	283,850	1,779,812	250,780	8,538	27,294	11,479,162	10,528,117	757,922	193,123	-----	16,027,729	4,548,667	36
617,043	49,275	94,905	418,028	54,835	-----	-----	515,890	494,524	14,797	7,207	62	1,289,899	773,009	37
4,032,986	223,081	529,036	2,719,821	558,073	2,375	-----	7,409,649	6,571,301	557,697	280,800	151	16,696,093	9,289,444	38
7,844,819	553,087	947,117	6,091,169	339,504	6,442	500	14,129,457	12,129,018	1,532,668	212,630	256,141	28,550,740	14,421,283	39
1,609,069	155,145	250,967	1,049,580	87,140	47,689	18,548	4,768,743	4,597,285	103,844	59,489	8,125	7,245,205	2,476,462	40
33,733,507	855,580	7,607,942	18,325,142	6,292,989	432,016	129,838	50,664,873	49,752,943	494,196	406,670	11,064	109,730,828	59,065,955	41
12,617,011	471,069	3,055,592	7,680,578	1,300,078	1,168	2,526	12,018,172	11,513,572	277,676	175,448	51,476	30,955,744	18,937,572	42
28,324,613	401,240	4,366,886	22,978,974	411,411	169,102	-----	45,040,405	43,585,443	838,890	524,237	91,835	82,966,557	37,926,152	43
3,869,412	391,531	516,267	2,461,320	490,594	19,700	-----	7,471,396	7,280,771	113,342	57,197	20,086	14,877,215	7,405,819	44
13,554,249	645,885	3,191,267	8,302,515	1,414,582	-----	-----	46,336,393	45,497,702	181,496	326,047	331,148	85,439,178	39,102,785	45

<sup>1</sup> Figures omitted have been withheld to avoid disclosing exact or approximate data for individual establishments; they are included in the "Other industries" figures.<sup>2</sup> For numbers of establishments and of wage earners in individual industries, see table 12.<sup>3</sup> and <sup>4</sup> To avoid disclosing exact or approximate data for individual establishments, the data for certain establishments located outside the areas have been included in the figures for the industries to which these footnotes are indexed. Data for these establishments are not, however, included in the totals for the areas.<sup>5</sup> 1 establishment. <sup>6</sup> 2 establishments.



## CENSUS OF MANUFACTURES: 1939

TABLE 10.—GENERAL STATISTICS FOR CITIES HAVING 100,000 OR MORE INHABITANTS, BY INDUSTRIES: 1939

[This table presents, for each city in the State having 100,000 or more inhabitants, separate figures for each industry for which it is possible to publish such figures without disclosing exact or approximate data for individual establishments, and gives statistics for the remaining industries both in combination ("Other industries") and by industry groups. Certain of the industries for which combined figures are given, however, reported larger numbers of wage earners or larger values of products than some of those shown separately. No data for nonmanufacturing personnel, except salaried officers of corporations, are included in this table]

Group No.	INDUSTRY	*Number of establishments	*Proprietors and firm members	*Salaried officers of corporations <sup>1</sup>	*Salaried employees <sup>1</sup>	*Wage earners (average for year) <sup>2</sup>	Salaries of officers of corporations <sup>1</sup>	Salaries of employees <sup>1</sup>	Wages	Cost of materials, supplies, fuel, purchased electric energy, and contract work	Value of products	Value added by manufacture <sup>1</sup>
CAMDEN												
	All industries, total.....	201	114	221	3,738	25,694	\$2,106,022	\$8,727,078	\$33,482,194	\$95,026,170	\$190,574,262	\$95,548,092
8	Bookbinding and related industries.....	4	1	6	13	303	( <sup>1</sup> )	( <sup>1</sup> )	( <sup>1</sup> )	( <sup>1</sup> )	( <sup>1</sup> )	( <sup>1</sup> )
1	Bread and other bakery products (except biscuit, crackers, and pretzels).....	24	34	1	15	206	6,000	20,177	252,377	582,775	1,306,110	723,335
2	Cigars.....	3	2		77	1,824		( <sup>1</sup> )	( <sup>1</sup> )	( <sup>1</sup> )	( <sup>1</sup> )	( <sup>1</sup> )
9	Cleaning and polishing preparations, blackings, and dressings.....	4		9	185	431	( <sup>1</sup> )	( <sup>1</sup> )	( <sup>1</sup> )	( <sup>1</sup> )	( <sup>1</sup> )	( <sup>1</sup> )
4	Coats, suits, and skirts (except fur coats)—made in contract factories.....	4	4		7	295		( <sup>1</sup> )	( <sup>1</sup> )	( <sup>1</sup> )	( <sup>1</sup> )	( <sup>1</sup> )
14	Fabricated structural steel and ornamental metalwork, made in plants not operated in connection with rolling mills.....	4	1	5	11	48	( <sup>1</sup> )	( <sup>1</sup> )	( <sup>1</sup> )	( <sup>1</sup> )	( <sup>1</sup> )	( <sup>1</sup> )
8	General commercial (job) printing.....	8	8	4	7	33	4,000	8,999	36,352	52,094	149,401	97,307
1	Ice, manufactured.....	3		4	5	16	16,990	6,186	22,845	34,014	210,887	176,873
8	Lithographing and photo-lithographing (including preparation of stones or plates and dry transfers).....	3	2	6	16	108	( <sup>1</sup> )	( <sup>1</sup> )	( <sup>1</sup> )	( <sup>1</sup> )	( <sup>1</sup> )	( <sup>1</sup> )
20	Models and patterns (except paper patterns).....	3	5			10			( <sup>1</sup> )	( <sup>1</sup> )	( <sup>1</sup> )	( <sup>1</sup> )
8	Newspapers: publishing and printing.....	3		5	116	118	( <sup>1</sup> )	( <sup>1</sup> )	( <sup>1</sup> )	( <sup>1</sup> )	( <sup>1</sup> )	( <sup>1</sup> )
1	Nonalcoholic beverages.....	6	7	1	2	15	1,300	3,839	12,970	98,109	215,017	116,908
9	Paints, varnishes, and lacquers.....	6	3	6	15	34	47,207	29,714	50,236	762,873	1,020,270	263,403
15	Sheet-metal work not specifically classified.....	5	2	8	7	71	34,466	12,643	96,882	174,659	377,688	203,029
19	Shipbuilding and ship repairing.....	6		17	893	4,351	( <sup>1</sup> )	( <sup>1</sup> )	( <sup>1</sup> )	( <sup>1</sup> )	( <sup>1</sup> )	( <sup>1</sup> )
9	Soap and glycerin.....	4		2	28	251	2,600	53,610	282,631	2,388,678	3,153,266	764,588
14	Tin cans and other tinware not elsewhere classified.....	3			24	419		( <sup>1</sup> )	( <sup>1</sup> )	( <sup>1</sup> )	( <sup>1</sup> )	( <sup>1</sup> )
14	Wirework not elsewhere classified.....	3	3	3	3	91	( <sup>1</sup> )	( <sup>1</sup> )	( <sup>1</sup> )	( <sup>1</sup> )	( <sup>1</sup> )	( <sup>1</sup> )
	Other industries <sup>3</sup> .....	145	60	195	3,650	25,068	1,993,459	8,591,910	32,727,901	90,932,968	184,135,617	93,202,649
OTHER INDUSTRIES, BY INDUSTRY GROUPS <sup>4</sup>												
3	Textile-mill products and other fiber manufactures.....	10	5	14	103	1,128	82,041	213,872	1,120,192	2,424,169	5,108,654	2,684,495
4	Apparel and other finished products made from fabrics and similar materials.....	15	12	7	34	990	42,120	66,245	1,031,995	1,784,433	3,453,321	1,668,888
8	Printing, publishing, and allied industries.....	18	11	24	217	867	191,843	409,024	1,300,438	1,100,337	4,566,728	3,466,391
9	Chemicals and allied products.....	18	3	23	269	1,009	195,211	458,673	1,211,633	4,761,350	9,652,637	4,891,287
14	Iron and steel and their products, except machinery.....	15	4	23	113	1,137	238,712	283,177	1,542,838	8,744,583	15,029,457	6,884,874
15	Nonferrous metals and their products.....	4	3	3	3	24	3,600	3,569	20,906	29,133	90,410	61,277
17	Machinery (except electrical).....	10	5	11	50	285	144,163	72,615	489,274	816,567	2,125,666	1,309,069
20	Miscellaneous industries.....	8	7	10	57	556	81,698	100,221	538,291	749,549	2,168,654	1,419,105
1	Food and kindred products.....	11	5	21	338	3,316						
2	Tobacco manufactures.....	3	2		77	1,824						
6	Furniture and finished lumber products.....	8	1	2	47	382						
7	Paper and allied products.....	4		7	49	370						
12	Leather and leather products.....	5		8	40	1,033						
16	Electrical machinery.....	4		23	1,328	7,358	1,014,101	6,984,514	25,475,334	70,522,857	141,340,090	70,817,233
19	Transportation equipment except automobiles.....	6		17	893	4,351						
5	Lumber and timber basic products.....	2										
10	Products of petroleum and coal.....	1										
13	Stone, clay, and glass products.....	2	2	2	41	438						
18	Automobiles and automobile equipment.....	1										
ELIZABETH												
	All industries, total.....	199	101	173	1,579	15,070	\$1,134,444	\$3,123,434	\$18,467,843	\$48,285,231	\$89,175,929	\$40,800,668
15	Alloying; and rolling and drawing of nonferrous metals, except aluminum.....	3	1	2	92	1,243	( <sup>1</sup> )	( <sup>1</sup> )	( <sup>1</sup> )	( <sup>1</sup> )	( <sup>1</sup> )	( <sup>1</sup> )
1	Bread and other bakery products (except biscuit, crackers, and pretzels).....	37	33	13	5	194	35,600	9,940	246,396	643,609	1,215,127	571,518
9	Chemicals not elsewhere classified.....	3		3	7	47	( <sup>1</sup> )	( <sup>1</sup> )	( <sup>1</sup> )	( <sup>1</sup> )	( <sup>1</sup> )	( <sup>1</sup> )
14	Fabricated structural steel and ornamental metalwork, made in plants not operated in connection with rolling mills.....	3		4	7	22	( <sup>1</sup> )	( <sup>1</sup> )	( <sup>1</sup> )	( <sup>1</sup> )	( <sup>1</sup> )	( <sup>1</sup> )
8	General commercial (job) printing.....	12	9	8	11	62	34,060	18,031	78,254	134,506	360,767	226,261

See footnotes at end of table.



TABLE 10.—GENERAL STATISTICS FOR CITIES HAVING 100,000 OR MORE INHABITANTS, BY INDUSTRIES:  
1939—Continued

Group No.	INDUSTRY	*Number of establishments	*Proprietors and firm members	*Salaried officers of corporations <sup>1</sup>	*Salaried employees <sup>1</sup>	*Wage earners (average for year) <sup>2</sup>	Salaries of officers of corporations <sup>1</sup>	Salaries of employees <sup>1</sup>	Wages	Cost of materials, supplies, fuel, purchased electric energy, and contract work	Value of products	Value added by manufacture <sup>3</sup>
ELIZABETH—Continued												
4	House dresses, uniforms, and aprons—made in contract factories.....	4	3	-----	3	124	-----	\$1,310	\$70,521	\$7,325	\$101,400	\$94,075
9	Lubricating oils and greases—not made in petroleum refineries.....	3	-----	-----	10	61	-----	( <sup>4</sup> )	( <sup>4</sup> )	( <sup>4</sup> )	( <sup>4</sup> )	( <sup>4</sup> )
17	Machine-shop products, not elsewhere classified.....	7	-----	10	31	121	\$30,216	65,536	170,185	473,716	929,769	456,053
17	Machine-tool and other metal working-machinery accessories, metal cutting and shaping tools, and machinists' precision tools.....	3	1	4	1	36	( <sup>4</sup> )	( <sup>4</sup> )	( <sup>4</sup> )	( <sup>4</sup> )	( <sup>4</sup> )	( <sup>4</sup> )
4	Men's and boys' shirts (except work shirts), collars, and nightwear—made in contract factories.....	3	-----	2	13	464	7,255	25,914	279,650	40,308	419,183	378,875
4	Men's and boys' shirts (except work shirts), collars, and nightwear—made in inside factories or by jobbers engaging contractors.....	3	-----	2	18	716	13,000	40,100	411,821	806,515	1,464,084	657,569
4	Millinery.....	4	4	1	3	29	2,225	3,274	23,510	44,181	106,352	62,171
1	Nonalcoholic beverages.....	5	7	3	1	11	26,762	2,693	13,605	74,694	187,690	112,996
9	Paints, varnishes, and lacquers.....	3	-----	10	35	64	69,267	90,871	90,203	937,526	1,692,900	755,374
1	Sausages, prepared meats, and other meat products—not made in meat-packing establishments.....	3	1	4	-----	7	( <sup>4</sup> )	( <sup>4</sup> )	( <sup>4</sup> )	( <sup>4</sup> )	( <sup>4</sup> )	( <sup>4</sup> )
4	Women's and misses' blouses and waists—made in contract factories.....	3	4	-----	1	94	-----	850	57,989	1,462	75,362	73,900
4	Women's and misses' dresses (except house dresses)—made in contract factories.....	5	3	2	3	276	5,720	1,784	194,568	10,904	255,656	244,752
4	Work clothing (except work shirts), sport garments (except leather), and other men's and boys' apparel, not elsewhere classified.....	6	3	6	10	240	37,540	16,049	224,702	620,647	1,005,172	384,525
	Other industries <sup>5</sup> .....	107	35	116	1,445	12,678	866,799	2,847,082	16,606,439	44,489,838	81,362,467	36,872,629
OTHER INDUSTRIES, BY INDUSTRY GROUPS <sup>6</sup>												
1	Food and kindred products.....	13	2	17	23	345	63,121	48,529	367,291	1,207,378	3,005,977	1,798,599
3	Textile-mill products and other fiber manufactures.....	5	3	6	22	306	55,030	42,231	299,334	1,407,270	2,260,082	858,812
4	Apparel and other finished products made from fabrics and similar materials.....	14	8	7	27	647	43,265	40,714	466,133	992,348	1,851,165	858,817
6	Furniture and finished lumber products.....	4	2	-----	20	179	-----	34,575	202,935	744,022	1,317,512	573,490
7	Paper and allied products.....	8	7	7	55	504	80,987	100,265	618,443	2,626,498	4,411,239	1,784,741
8	Printing, publishing, and allied industries.....	7	1	12	110	828	137,457	260,426	995,410	1,492,611	3,984,201	2,491,590
9	Chemicals and allied products.....	12	3	4	42	193	25,760	98,604	273,701	3,121,550	5,506,365	2,384,615
14	Iron and steel and their products, except machinery.....	10	-----	14	91	745	86,354	181,187	864,611	972,151	3,444,840	2,472,689
15	Nonferrous metals and their products.....	7	1	12	130	1,355	54,460	298,833	2,300,241	21,052,006	26,559,059	5,607,053
16	Electrical machinery.....	3	-----	6	290	2,180	146,713	515,530	2,548,265	3,954,759	10,004,409	6,049,650
17	Machinery (except electrical).....	8	1	14	595	5,067	113,472	1,158,111	7,381,390	5,150,937	16,433,765	11,282,828
20	Miscellaneous industries.....	7	3	10	25	204	32,128	36,284	186,730	565,980	955,564	389,584
13	Stone, clay, and glass products.....	4	2	4	-----	17	-----	-----	-----	-----	-----	-----
5	Lumber and timber basic products.....	1	-----	-----	-----	-----	28,052	31,793	131,955	1,202,028	1,622,289	420,261
10	Products of petroleum and coal.....	1	-----	-----	-----	-----	-----	-----	-----	-----	-----	-----
11	Rubber products.....	1	2	3	15	108	-----	-----	-----	-----	-----	-----
12	Leather and leather products.....	2	-----	-----	-----	-----	-----	-----	-----	-----	-----	-----
JERSEY CITY												
	All industries, total.....	556	275	501	3,199	25,551	\$2,891,782	\$6,574,859	\$30,097,115	\$174,132,178	\$281,795,481	\$107,663,303
4	Belts (apparel), regardless of material.....	3	1	6	26	278	73,250	45,053	242,719	428,112	970,652	542,540
8	Bookbinding and related industries.....	6	3	3	19	244	( <sup>4</sup> )	( <sup>4</sup> )	( <sup>4</sup> )	( <sup>4</sup> )	( <sup>4</sup> )	( <sup>4</sup> )
8	Books: printing without publishing.....	3	-----	6	69	812	( <sup>4</sup> )	( <sup>4</sup> )	( <sup>4</sup> )	( <sup>4</sup> )	( <sup>4</sup> )	( <sup>4</sup> )
1	Bread and other bakery products (except biscuit, crackers, and pretzels).....	84	86	16	29	593	35,921	49,310	831,570	1,974,897	4,095,252	2,120,355
9	Chemicals not elsewhere classified.....	9	-----	13	63	526	104,799	147,183	724,290	3,077,318	6,328,585	3,251,267
4	Children's dresses—made in inside factories or by jobbers engaging contractors.....	4	2	4	10	106	18,050	15,083	75,208	674,061	866,810	192,749
4	Coats, suits, and skirts (except fur coats)—made in contract factories.....	7	9	8	3	168	14,088	5,220	173,432	9,607	253,230	243,623
6	Cooperage.....	3	-----	-----	15	78	( <sup>4</sup> )	( <sup>4</sup> )	( <sup>4</sup> )	( <sup>4</sup> )	( <sup>4</sup> )	( <sup>4</sup> )
3	Cotton broad woven goods.....	3	-----	5	16	96	( <sup>4</sup> )	( <sup>4</sup> )	( <sup>4</sup> )	( <sup>4</sup> )	( <sup>4</sup> )	( <sup>4</sup> )
9	Drugs and medicines (including drug grinding).....	10	1	6	52	375	59,070	78,300	415,478	2,004,277	10,564,813	8,560,536

See footnotes at end of table.

TABLE 10.—GENERAL STATISTICS FOR CITIES HAVING 100,000 OR MORE INHABITANTS, BY INDUSTRIES:  
1939—Continued

Group No.	INDUSTRY	*Number of establishments	*Proprietors and firm members	*Sal- aried officers of cor- pora- tions †	*Sal- aried employ- ees †	*Wage earners (average for year) †	Salaries of officers of corpora- tions †	Salaries of employees †	Wages	Cost of ma- terials, sup- plies, fuel, purchased electric en- ergy, and contract work	Value of products	Value added by manufac- ture †
JERSEY CITY—Continued												
4	Embroideries: Schmitt-machine prod- ucts.....	9	12	-----	-----	56	-----	-----	\$42,469	\$82,638	\$171,900	\$89,262
14	Fabricated structural steel and orna- mental metal work, made in plants not operated in connection with roll- ing mills.....	8	2	14	27	165	\$53,300	\$48,674	170,731	668,336	1,152,428	486,092
3	Finishing of men's and boys' hats of fur-felt, wool-felt, and straw.....	4	2	5	14	170	(*)	(*)	(*)	(*)	(*)	(*)
1	Flavoring extracts and flavoring sirups, not elsewhere classified.....	3	1	-----	3	16	-----	(*)	(*)	(*)	(*)	(*)
1	Food preparations, not elsewhere classi- fied.....	6	1	5	14	55	(*)	(*)	(*)	(*)	(*)	(*)
12	Footwear (except rubber).....	6	1	16	47	885	129,628	76,380	808,739	1,583,013	2,957,178	1,374,165
14	Forgings, iron and steel—made in plants not operated in connection with rolling mills.....	3	4	1	2	48	(*)	(*)	(*)	(*)	(*)	(*)
20	Games and toys (except dolls and children's vehicles).....	4	-----	10	20	146	43,431	26,550	107,636	237,430	461,791	224,361
8	General commercial (job) printing.....	23	20	7	34	196	13,034	70,654	255,866	623,627	1,235,376	611,749
14	Gray-iron and semisteel castings.....	5	1	8	12	114	26,895	30,546	146,781	107,126	365,431	258,306
1	Ice cream and ices.....	3	2	1	-----	20	2,000	-----	19,859	72,668	109,458	36,790
17	Industrial machinery, not elsewhere classified.....	8	-----	3	119	438	(*)	(*)	(*)	(*)	(*)	(*)
9	Insecticides, fungicides, and related in- dustrial and household chemical compounds.....	11	-----	14	31	119	60,306	84,424	161,833	1,362,745	2,276,671	913,926
3	Knitted outerwear (except knit gloves)—regular factories or jobbers engaging contractors.....	6	5	2	3	123	9,560	3,348	118,151	311,746	532,154	220,408
12	Leather goods not elsewhere classified.....	3	3	-----	-----	74	-----	-----	(*)	(*)	(*)	(*)
1	Liquors, rectified or blended.....	7	1	8	47	188	24,482	86,776	219,817	1,853,738	2,990,585	1,136,847
1	Macaroni, spaghetti, vermicelli, and noodles.....	3	2	5	34	265	(*)	(*)	(*)	(*)	(*)	(*)
17	Machine-shop products, not elsewhere classified.....	16	5	20	41	229	88,239	70,422	299,805	538,577	1,321,225	782,648
17	Machine-tool and other metalworking- machinery accessories, metal-cutting and shaping tools, and machinists' precision tools.....	3	1	1	5	16	2,340	6,245	24,509	40,454	92,699	52,245
6	Mattresses and bedsprings.....	4	-----	7	3	28	23,098	2,464	26,963	101,958	205,347	103,389
1	Meat packing, wholesale.....	4	1	-----	202	1,456	-----	434,678	2,091,620	33,988,841	38,648,281	4,659,440
4	Men's and boys' suits, coats, and over- coats (except work clothing)—made in inside factories or by jobbers engag- ing contractors.....	3	5	2	9	66	(*)	(*)	(*)	(*)	(*)	(*)
4	Millinery.....	10	4	15	8	188	32,406	5,711	215,022	355,792	731,962	376,170
13	Mirrors and other glass products made of purchased glass.....	3	2	2	1	26	4,900	1,816	17,455	52,428	73,570	21,142
20	Models and patterns (except paper patterns).....	3	3	-----	-----	7	-----	-----	10,691	2,331	27,241	24,910
8	Newspapers: publishing and printing.....	3	1	2	52	109	(*)	(*)	(*)	(*)	(*)	(*)
1	Nonalcoholic beverages.....	5	3	4	3	14	16,947	3,435	17,267	53,061	155,916	102,855
15	Nonferrous-metal foundries (except aluminum).....	3	3	-----	10	31	-----	(*)	(*)	(*)	(*)	(*)
15	Nonferrous-metal products not else- where classified.....	3	-----	1	10	112	(*)	(*)	(*)	(*)	(*)	(*)
9	Paints, varnishes, and lacquers.....	10	-----	15	33	168	51,439	86,475	229,237	1,744,159	3,303,218	1,559,059
7	Paper and paperboard mills.....	4	-----	7	22	203	78,041	48,585	304,254	663,877	1,432,741	768,864
7	Paperboard containers and boxes not elsewhere classified.....	8	1	16	53	545	157,068	102,911	526,381	1,456,935	2,725,392	1,268,457
20	Pencils (except mechanical) and cray- ons.....	4	-----	10	53	618	(*)	(*)	(*)	(*)	(*)	(*)
9	Perfumes, cosmetics, and other toilet preparations.....	7	2	7	59	577	74,750	131,454	555,458	2,140,579	3,982,156	1,841,577
5	Planing mills not operated in conjunc- tion with sawmills.....	7	6	4	7	52	7,700	9,600	56,221	116,338	243,524	127,186
4	Robes, lounging garments, and dressing gowns.....	4	3	2	7	96	(*)	(*)	(*)	(*)	(*)	(*)
11	Rubber products not elsewhere classi- fied.....	3	-----	7	3	146	52,480	13,352	100,736	223,654	564,245	340,591
1	Sausages, prepared meats, and other meat products—not made in meat- packing establishments.....	4	-----	6	9	34	18,280	14,728	32,164	403,229	502,871	99,642
15	Sheet-metal work not specifically clas- sified.....	3	-----	5	2	20	(*)	(*)	(*)	(*)	(*)	(*)
19	Shipbuilding and ship repairing.....	5	1	6	27	541	98,860	74,296	1,010,602	450,436	1,996,716	1,546,280
9	Soap and glycerin.....	3	-----	2	379	1,807	(*)	(*)	(*)	(*)	(*)	(*)
14	Stoves, ranges, water heaters, and hot- air furnaces (except electric).....	3	-----	4	46	133	(*)	(*)	(*)	(*)	(*)	(*)
12	Suitcases, brief cases, bags, trunks, and other luggage.....	3	2	3	3	123	15,157	3,243	71,032	284,042	455,381	171,339

See footnotes at end of table.

TABLE 10.—GENERAL STATISTICS FOR CITIES HAVING 100,000 OR MORE INHABITANTS, BY INDUSTRIES:  
1939—Continued

Group No.	INDUSTRY	*Num- ber of estab- lish- ments	*Propri- etors and firm mem- bers	*Sal- aried officers of cor- pora- tions <sup>1</sup>	*Sal- aried employ- ees <sup>1</sup>	*Wage earners (average for year) <sup>2</sup>	Salaries of officers of corpora- tions <sup>1</sup>	Salaries of employees <sup>1</sup>	Wages	Cost of ma- terials, sup- plies, fuel, purchased electric en- ergy, and contract work	Value of products	Value added by manufac- ture <sup>3</sup>
JERSEY CITY—Continued												
0	Tanning materials, natural dyestuffs, mordants, assistants, and sizes.....	6		12	41	104	( <sup>4</sup> )	( <sup>4</sup> )	( <sup>4</sup> )	( <sup>4</sup> )	( <sup>4</sup> )	( <sup>4</sup> )
14	Wirework not elsewhere classified.....	3		6	16	136	\$38,792	\$12,655	\$130,805	\$469,158	\$828,670	\$359,512
4	Women's and misses' dresses (except house dresses)—made in contract factories.....	9	10	4	4	258	16,060	1,130	209,462	9,147	312,845	303,698
4	Women's and misses' dresses (except house dresses)—made in inside fac- tories or by jobbers engaging con- tractors.....	5		1	16	208	22,000	42,047	176,035	1,755,925	2,731,749	975,824
	Other industries <sup>4</sup> .....	241	91	237	2,280	16,540	1,425,411	4,742,102	19,436,917	114,211,918	186,127,418	71,915,500
OTHER INDUSTRIES, BY INDUSTRY GROUPS <sup>4</sup>												
1	Food and kindred products.....	26	7	17	103	73	116,203	196,513	731,865	9,308,230	13,079,155	3,770,925
3	Textile-mill products and other fiber manufactures.....	19	7	24	57	577	152,806	95,498	541,320	1,401,994	3,028,607	1,626,613
4	Apparel and other finished products made from fabrics and similar ma- terials.....	33	28	22	86	1,707	92,649	156,875	1,423,799	7,185,615	10,779,679	3,594,064
6	Furniture and finished lumber prod- ucts.....	19	3	27	78	376	78,195	150,413	477,608	828,944	1,768,042	959,098
8	Printing, publishing, and allied indus- tries.....	16	7	11	145	1,182	178,946	332,243	1,747,396	1,739,657	5,437,062	3,697,405
9	Chemicals and allied products.....	18	1	20	480	2,286	113,440	974,326	3,316,254	22,469,290	52,010,218	29,540,928
12	Leather and leather products.....	9	5	7	7	315	18,365	10,230	195,929	357,999	696,954	338,955
13	Stone, clay, and glass products.....	14	10	9	39	363	36,800	101,874	470,236	920,796	2,170,952	1,250,156
14	Iron and steel and their products, ex- cept machinery.....	18	4	24	391	3,195	118,162	640,179	3,899,914	15,593,349	26,459,918	10,866,569
15	Nonferrous metals and their products.....	14	4	15	98	861	101,404	176,142	945,038	2,167,107	4,278,013	2,110,906
16	Electrical machinery.....	5	3		21	180		40,349	184,988	722,422	1,166,391	443,969
17	Machinery (except electrical).....	14	5	16	419	1,146	99,079	912,943	1,623,938	2,033,304	5,833,452	3,800,148
20	Miscellaneous industries.....	20	3	38	136	1,634	252,582	277,890	1,778,958	2,568,446	6,166,425	3,507,979
2	Tobacco manufactures.....	6	2	1	62	1,181						
7	Paper and allied products.....	5		3	92	533						
10	Products of petroleum and coal.....	2					66,780	476,627	2,099,674	46,914,765	53,232,550	6,317,785
18	Automobiles and automobile equip- ment.....	3	2	3	66	274						
NEWARK												
	All industries, total.....	1,517	725	1,644	8,164	56,597	\$10,029,328	\$16,323,402	\$69,071,962	\$218,825,315	\$426,162,505	\$207,337,190
15	Alloying; and rolling and drawing of nonferrous metals, except aluminum.....	4	1	3	10	55	( <sup>4</sup> )	( <sup>4</sup> )	( <sup>4</sup> )	( <sup>4</sup> )	( <sup>4</sup> )	( <sup>4</sup> )
3	Artificial leather and oilcloth.....	6	1	13	78	439	86,123	120,102	604,865	2,735,879	4,209,000	1,473,121
1	Biscuit, crackers, and pretzels.....	3	2	1		7	1,300		14,279	25,550	59,393	33,843
8	Bookbinding and related industries.....	12	14	9	16	158	37,500	28,358	149,179	114,747	472,373	357,626
8	Books: printing without publishing.....	6	2	10	24	112	( <sup>4</sup> )	( <sup>4</sup> )	( <sup>4</sup> )	( <sup>4</sup> )	( <sup>4</sup> )	( <sup>4</sup> )
1	Bread and other bakery products (ex- cept biscuit, crackers, and pretzels).....	133	125	23	232	4,118	176,004	473,746	6,497,855	12,100,189	26,431,445	14,331,256
20	Brushes.....	6	1	7	53	312	37,716	83,926	308,792	1,394,057	2,290,005	895,948
1	Buttons.....	11	8	11	59	706	36,104	103,406	676,905	756,048	1,944,507	1,188,469
1	Candy and other confectionary prod- ucts.....	3	6			8			( <sup>4</sup> )	( <sup>4</sup> )	( <sup>4</sup> )	( <sup>4</sup> )
4	Canvas products (except bags).....	3	2	1	16	108	( <sup>4</sup> )	( <sup>4</sup> )	( <sup>4</sup> )	( <sup>4</sup> )	( <sup>4</sup> )	( <sup>4</sup> )
6	Caskets, coffins, burial cases, and other morticians' goods.....	3		4	7	81	( <sup>4</sup> )	( <sup>4</sup> )	( <sup>4</sup> )	( <sup>4</sup> )	( <sup>4</sup> )	( <sup>4</sup> )
9	Chemicals not elsewhere classified.....	11		17	76	430	99,805	161,740	559,320	3,608,916	5,929,585	2,320,669
4	Children's dresses—made in contract factories.....	12	16	1	6	458	1,000	7,948	271,033	11,382	371,039	359,657
4	Children's dresses—made in inside fac- tories or by jobbers engaging con- tractors.....	3		2	9	173	8,990	15,730	128,051	191,599	490,312	298,713
4	Children's and infants' wear not else- where classified—made in inside fac- tories or by jobbers engaging con- tractors.....	3	4	1	12	423	( <sup>4</sup> )	( <sup>4</sup> )	( <sup>4</sup> )	( <sup>4</sup> )	( <sup>4</sup> )	( <sup>4</sup> )
9	Cleaning and polishing preparations, blackings, and dressings.....	17	5	19	22	75	67,130	34,764	86,630	426,095	938,347	512,252
9	Coal-tar products, crude and inter- mediate.....	3		3	31	165	( <sup>4</sup> )	( <sup>4</sup> )	( <sup>4</sup> )	( <sup>4</sup> )	( <sup>4</sup> )	( <sup>4</sup> )
4	Coats, suits, and skirts (except fur coats)—made in contract factories.....	7	9	4	2	252	9,600	3,500	175,400	17,097	244,711	227,614
4	Coats, suits, and skirts (except fur coats)—made in inside factories or by jobbers engaging contractors.....	5	1	5	2	39	11,205	6,100	50,459	290,117	405,301	115,184
9	Colors and pigments.....	7		11	244	588	81,420	528,107	918,474	5,840,465	9,275,327	3,434,862

See footnotes at end of table.

TABLE 10.—GENERAL STATISTICS FOR CITIES HAVING 100,000 OR MORE INHABITANTS, BY INDUSTRIES:  
1939—Continued

Group No.	INDUSTRY	*Number of establishments	*Proprietors and firm members	*Salaried officers of corporations <sup>1</sup>	*Salaried employees <sup>1</sup>	*Wage earners (average for year) <sup>2</sup>	Salaries of officers of corporations <sup>1</sup>	Salaries of employees <sup>1</sup>	Wages	Cost of materials, supplies, fuel, purchased electric energy, and contract work	Value of products	Value added by manufacture <sup>1</sup>
NEWARK—Continued												
16	Communication equipment.....	7		6	77	218	( <sup>1</sup> )	( <sup>1</sup> )	( <sup>1</sup> )	( <sup>1</sup> )	( <sup>1</sup> )	( <sup>1</sup> )
9	Compressed and liquefied gases—not made in petroleum refineries or in natural-gasoline plants.....	4			14	76	( <sup>1</sup> )	( <sup>1</sup> )	( <sup>1</sup> )	( <sup>1</sup> )	( <sup>1</sup> )	( <sup>1</sup> )
13	Concrete products.....	4		3	13	47	\$5,600	\$20,180	\$40,876	\$138,815	\$313,970	\$175,155
4	Corsets and allied garments.....	9	1	12	102	1,076	141,887	167,970	988,147	1,087,228	4,938,601	2,951,373
14	Cutlery (except aluminum, silver, and plated cutlery) and edge tools.....	16	9	28	52	963	301,622	115,292	1,174,891	1,369,111	4,526,126	3,157,015
9	Drugs and medicines (including drug grinding).....	14	2	19	61	372	173,638	148,004	442,628	2,130,226	7,208,928	5,078,702
3	Dyeing and finishing cotton, rayon, silk, and linen textiles.....	3		2	12	126	12,600	22,658	125,768	133,106	451,413	318,307
16	Electrical products not elsewhere classified.....	5	2	6	10	54	16,200	28,927	49,214	104,202	240,877	145,675
16	Electric lamps.....	10	2	13	250	1,766	( <sup>1</sup> )	( <sup>1</sup> )	( <sup>1</sup> )	( <sup>1</sup> )	( <sup>1</sup> )	( <sup>1</sup> )
15	Electroplating, plating, and polishing.....	10	11	4	8	141	12,602	10,211	147,969	78,855	392,902	311,047
14	Enameled-iron sanitary ware and other plumbers' supplies (not including pipe and vitreous and semivitreous china sanitary ware).....	4	1	6	4	40	48,840	7,233	49,777	156,679	344,916	188,237
8	Engraving (steel, copperplate, and wood); plate printing.....	8	4	10	13	207	50,214	34,089	307,056	99,662	650,582	550,920
20	Fabricated plastic products, not elsewhere classified.....	5	2	5	16	121	43,696	21,102	95,790	215,291	516,356	301,065
14	Fabricated structural steel and ornamental metal work, made in plants not operated in connection with rolling mills.....	5	2	3	1	15	5,093	3,000	25,529	45,568	106,602	61,094
3	Finishing of men's and boys' hats of fur-felt, wool-felt, and straw.....	6	2	6	7	156	15,050	11,514	109,514	262,991	441,809	178,818
1	Food preparations, not elsewhere classified.....	5		6	12	138	30,663	22,643	80,304	643,315	991,638	348,323
17	Food-products machinery.....	3		2	2	16	3,767	6,325	19,232	36,161	91,706	55,545
14	Forgings, iron and steel—made in plants not operated in connection with rolling mills.....	3	1	2	2	64	6,465	3,000	97,956	127,760	318,548	190,788
20	Furs, dressed and dyed.....	6	5	3	62	790	( <sup>1</sup> )	( <sup>1</sup> )	( <sup>1</sup> )	( <sup>1</sup> )	( <sup>1</sup> )	( <sup>1</sup> )
20	Games and toys (except dolls and children's vehicles).....	5	2	5	26	299	34,756	78,231	241,233	376,797	974,735	597,938
8	General commercial (job) printing.....	97	76	58	137	812	217,708	250,222	1,231,586	2,510,163	5,127,853	2,617,690
16	Generating, distribution, and industrial apparatus, and apparatus for incorporation in manufactured products, not elsewhere classified.....	12	2	18	169	641	143,943	383,887	1,039,270	1,875,597	4,950,084	3,074,487
14	Gray-iron and semisteel castings.....	3	1	1	11	121	( <sup>1</sup> )	( <sup>1</sup> )	( <sup>1</sup> )	( <sup>1</sup> )	( <sup>1</sup> )	( <sup>1</sup> )
9	Grease and tallow (except lubricating greases).....	4	1	7	4	50	35,335	10,660	58,363	609,372	819,696	210,324
20	Hand stamps, stencils, and brands.....	10	11	5	10	51	( <sup>1</sup> )	( <sup>1</sup> )	( <sup>1</sup> )	( <sup>1</sup> )	( <sup>1</sup> )	( <sup>1</sup> )
14	Hardware not elsewhere classified.....	7	4	6	12	124	43,660	21,724	133,617	205,284	618,970	413,686
4	House dresses, uniforms, and aprons—made in contract factories.....	12	13	5	2	536	6,830	1,828	284,591	25,328	391,075	365,747
4	House dresses, uniforms, and aprons—made in inside factories or by jobbers engaging contractors.....	3		4	17	319	( <sup>1</sup> )	( <sup>1</sup> )	( <sup>1</sup> )	( <sup>1</sup> )	( <sup>1</sup> )	( <sup>1</sup> )
4	Housefurnishings (except curtains, draperies, and bedspreads).....	9	6	5	52	280	45,089	68,940	257,111	1,122,380	2,121,035	998,655
6	Household furniture, except upholstered.....	8	1	16	16	158	57,630	25,671	196,179	604,293	1,075,526	471,233
1	Ice cream and ices.....	7	1	4	28	120	31,266	65,773	191,849	1,267,541	2,379,000	1,111,450
1	Ice, manufactured.....	6		1	10	58	3,600	23,692	81,899	146,315	526,123	380,808
12	Industrial leather belting and packing leather.....	3		4	1	8	( <sup>1</sup> )	( <sup>1</sup> )	( <sup>1</sup> )	( <sup>1</sup> )	( <sup>1</sup> )	( <sup>1</sup> )
17	Industrial machinery, not elsewhere classified.....	11	2	14	31	147	116,019	57,364	215,367	448,039	1,255,426	807,387
9	Insecticides, fungicides, and related industrial and household chemical compounds.....	11	1	14	15	43	82,726	23,206	44,152	214,537	620,039	405,502
20	Jewelry cases and instrument cases.....	3	2	2	2	63	( <sup>1</sup> )	( <sup>1</sup> )	( <sup>1</sup> )	( <sup>1</sup> )	( <sup>1</sup> )	( <sup>1</sup> )
15	Jewelry (precious metals).....	62	32	84	253	1,227	( <sup>1</sup> )	( <sup>1</sup> )	( <sup>1</sup> )	( <sup>1</sup> )	( <sup>1</sup> )	( <sup>1</sup> )
3	Knitted outerwear (except knit gloves)—regular factories or jobbers engaging contractors.....	5	3	7	7	93	26,692	11,043	120,620	335,668	614,043	278,375
12	Leather goods not elsewhere classified.....	7	2	15	15	258	( <sup>1</sup> )	( <sup>1</sup> )	( <sup>1</sup> )	( <sup>1</sup> )	( <sup>1</sup> )	( <sup>1</sup> )
12	Leather: tanned, curried, and finished—contract factories.....	17	13	19	15	344	78,343	26,756	398,462	652,420	1,372,295	719,875
12	Leather: tanned, curried, and finished—regular factories or jobbers engaging contractors.....	21	2	56	78	1,079	383,716	166,436	1,386,453	6,463,790	9,628,560	3,174,779
15	Lighting fixtures.....	5	1	4	19	186	( <sup>1</sup> )	( <sup>1</sup> )	( <sup>1</sup> )	( <sup>1</sup> )	( <sup>1</sup> )	( <sup>1</sup> )
8	Lithographing and photo-lithographing (including preparation of stones or plates and dry transfers).....	3		6	6	32	12,699	7,000	32,262	41,758	132,333	90,575
0	Lubricating oils and greases—not made in petroleum refineries.....	11	2	8	21	118	87,100	64,034	180,888	2,255,648	3,499,122	1,243,47
	Machine and hand typesetting (including advertisement typesetting).....	6	5	5	5	46	10,614	8,441	90,360	20,056	163,560	143,49

See footnotes at end of table.

TABLE 10.—GENERAL STATISTICS FOR CITIES HAVING 100,000 OR MORE INHABITANTS, BY INDUSTRIES:  
1939—Continued

Group No.	INDUSTRY	*Number of establishments	*Proprietors and firm members	*Salaries of officers of corporations <sup>1</sup>	*Salaries of employees <sup>1</sup>	*Wage earners (average for year) <sup>2</sup>	Salaries of officers of corporations <sup>1</sup>	Salaries of employees <sup>1</sup>	Wages	Cost of materials, supplies, fuel, purchased electric energy, and contract work	Value of products	Value added by manufacture <sup>3</sup>
NEWARK—Continued												
17	Machine-shop products, not elsewhere classified	24	11	32	103	388	\$198,768	\$233,369	\$506,944	\$1,250,307	\$3,032,094	\$1,781,787
17	Machine-shop repairs	8	3	5	6	42	7,870	11,636	63,803	76,114	202,694	120,580
17	Machine-tool and other metalworking-machinery accessories, metal-cutting and shaping tools, and machinists' precision tools	32	12	34	35	503	195,363	72,622	794,990	333,232	1,794,274	1,461,042
1	Malt liquors	6	—	18	173	924	405,359	347,440	2,101,977	8,037,126	27,963,517	10,920,391
6	Mattresses and bedsprings	11	7	10	22	172	79,551	45,200	240,816	753,050	1,346,241	593,191
1	Meat packing, wholesale	7	—	16	134	902	111,513	258,396	1,344,769	18,080,550	20,523,756	2,443,206
4	Men's and boys' hats and caps (except felt and straw)	3	1	2	6	88	7,655	11,291	43,615	94,902	208,551	113,649
4	Men's and boys' suits, coats, and overcoats (except work clothing)—made in contract factories	29	22	30	31	1,570	56,179	50,858	1,501,421	93,554	2,053,210	1,059,656
4	Men's and boys' suits, coats, and overcoats (except work clothing)—made in inside factories or by jobbers engaging contractors	6	5	1	2	65	5,200	5,180	61,341	713,475	849,184	135,709
4	Men's neckwear—made in inside factories or by jobbers engaging contractors	3	4	3	3	55	5,060	3,191	33,750	174,439	246,951	72,512
17	Metalworking machinery and equipment, not elsewhere classified	7	3	5	574	1,142	( <sup>4</sup> )	( <sup>4</sup> )	( <sup>4</sup> )	( <sup>4</sup> )	( <sup>4</sup> )	( <sup>4</sup> )
13	Mirrors and other glass products made of purchased glass	8	4	5	3	47	31,456	5,304	41,806	79,048	199,787	120,739
20	Miscellaneous fabricated products not elsewhere classified	9	6	11	46	486	( <sup>4</sup> )	( <sup>4</sup> )	( <sup>4</sup> )	( <sup>4</sup> )	( <sup>4</sup> )	( <sup>4</sup> )
4	Miscellaneous fabricated textile products not elsewhere classified	7	4	10	3	105	35,705	9,546	81,197	188,508	387,132	198,624
20	Models and patterns (except paper patterns)	12	7	8	4	80	24,293	7,140	120,198	45,877	255,479	290,602
13	Monuments, tombstones, cut-stone, and stone products not elsewhere classified	6	3	5	6	43	7,285	15,076	54,506	75,481	244,063	169,182
18	Motor vehicles, motor-vehicle bodies, parts and accessories	12	3	21	127	604	( <sup>4</sup> )	( <sup>4</sup> )	( <sup>4</sup> )	( <sup>4</sup> )	( <sup>4</sup> )	( <sup>4</sup> )
8	Newspapers: publishing and printing	8	1	12	592	575	144,048	1,488,717	1,138,094	1,273,527	6,123,114	4,840,587
1	Nonalcoholic beverages	25	15	24	94	404	166,024	224,033	611,151	2,263,816	5,997,494	3,733,678
15	Nonferrous-metal foundries (except aluminum)	11	10	6	7	106	21,054	10,601	132,343	291,699	561,576	269,877
15	Nonferrous-metal products not elsewhere classified	6	2	7	13	70	63,803	36,255	98,268	108,821	355,967	277,146
20	Ophthalmic goods: lenses and fittings	4	—	10	20	110	28,846	22,665	87,883	194,153	377,694	183,541
9	Paints, varnishes, and lacquers	20	—	56	436	1,188	405,796	775,578	1,759,403	14,693,769	25,399,421	10,705,652
7	Paper bags, except those made in paper mills	3	—	2	11	138	( <sup>4</sup> )	( <sup>4</sup> )	( <sup>4</sup> )	( <sup>4</sup> )	( <sup>4</sup> )	( <sup>4</sup> )
7	Paperboard containers and boxes not elsewhere classified	15	3	26	34	512	155,146	65,919	408,916	939,962	2,094,842	1,154,880
6	Partitions, shelving, cabinet work, and office and store fixtures	13	10	4	6	81	6,414	11,289	110,943	193,073	414,332	231,259
9	Perfumes, cosmetics, and other toilet preparations	10	1	12	28	201	84,265	58,387	180,863	1,638,150	3,835,702	2,197,552
8	Periodicals: publishing without printing	4	—	8	12	9	( <sup>4</sup> )	( <sup>4</sup> )	( <sup>4</sup> )	( <sup>4</sup> )	( <sup>4</sup> )	( <sup>4</sup> )
8	Photoengraving, not done in printing establishments (including preparation of plates)	4	—	8	11	50	39,011	46,616	178,587	66,237	415,781	349,544
1	Pickled fruits and vegetables and vegetable sauces and seasonings	3	2	—	2	44	( <sup>4</sup> )	( <sup>4</sup> )	( <sup>4</sup> )	( <sup>4</sup> )	( <sup>4</sup> )	( <sup>4</sup> )
5	Planing mills not operated in conjunction with sawmills	14	2	2	10	104	6,500	18,636	144,740	884,699	1,323,531	438,832
14	Power boilers and associated products	3	2	4	6	70	( <sup>4</sup> )	( <sup>4</sup> )	( <sup>4</sup> )	( <sup>4</sup> )	( <sup>4</sup> )	( <sup>4</sup> )
1	Prepared feeds (including mineral) for animals and fowls	4	—	6	38	124	24,052	67,476	152,815	437,450	915,905	478,456
9	Printing ink	5	—	9	17	53	( <sup>4</sup> )	( <sup>4</sup> )	( <sup>4</sup> )	( <sup>4</sup> )	( <sup>4</sup> )	( <sup>4</sup> )
20	Professional and scientific instruments (except surgical and dental)	3	—	5	7	17	( <sup>4</sup> )	( <sup>4</sup> )	( <sup>4</sup> )	( <sup>4</sup> )	( <sup>4</sup> )	( <sup>4</sup> )
17	Pumping equipment and air compressors	4	—	13	32	129	79,292	59,160	198,626	330,491	760,722	430,231
16	Radios, radio tubes, and phonographs	9	—	19	306	1,908	( <sup>4</sup> )	( <sup>4</sup> )	( <sup>4</sup> )	( <sup>4</sup> )	( <sup>4</sup> )	( <sup>4</sup> )
17	Refrigerators, domestic (mechanical and absorption), refrigeration machinery and equipment, and complete air-conditioning units	5	1	6	5	27	10,402	5,050	36,170	78,641	215,177	136,536
10	Roofing, built-up and roll; asphalt shingles; roof coating (except paint)	3	2	2	8	16	( <sup>4</sup> )	( <sup>4</sup> )	( <sup>4</sup> )	( <sup>4</sup> )	( <sup>4</sup> )	( <sup>4</sup> )
11	Rubber products not elsewhere classified	9	—	21	47	426	104,288	95,066	423,365	909,439	2,032,354	1,122,915

See footnotes at end of table.

TABLE 10.—GENERAL STATISTICS FOR CITIES HAVING 100,000 OR MORE INHABITANTS, BY INDUSTRIES:  
1939—Continued

Group No.	INDUSTRY	*Number of establishments	*Proprietors and firm members	*Salaried officers of corporations	*Salaried employees	*Wage earners (average for year)	Salaries of officers of corporations	Salaries of employees	Wages	Cost of materials, supplies, fuel, purchased electric energy, and contract work	Value of products	Value added by manufacture
NEWARK—Continued												
1	Sausages, prepared meats, and other meat products—not made in meat-packing establishments	10	3	11	18	108	\$60,060	\$30,519	\$131,112	\$1,548,976	\$1,903,488	\$354,512
14	Screw-machine products and wood screws	4	1	6	6	91	40,271	13,236	132,206	104,078	384,363	270,085
15	Sheet-metal work not specifically classified	24	9	25	22	221	92,153	35,012	265,036	452,415	1,095,010	642,595
20	Signs, advertising displays, and advertising novelties	18	8	27	72	472	120,004	128,237	711,801	883,770	2,490,853	1,607,083
15	Silverware and plated ware	11	5	16	48	164	43,524	118,546	273,106	288,261	744,007	485,746
9	Soap and glycerin	3	1	1	2	22	( <sup>1</sup> )	( <sup>1</sup> )	( <sup>1</sup> )	( <sup>1</sup> )	( <sup>1</sup> )	( <sup>1</sup> )
20	Sporting and athletic goods not elsewhere classified	6	3	4	6	90	16,390	7,856	92,029	109,212	415,801	246,589
14	Stamped and pressed metal products (except automobile stampings)	20	9	22	59	890	109,082	117,981	797,161	1,086,330	2,676,215	1,589,885
12	Steam fittings, regardless of material	4	2	7	27	184	( <sup>1</sup> )	( <sup>1</sup> )	( <sup>1</sup> )	( <sup>1</sup> )	( <sup>1</sup> )	( <sup>1</sup> )
14	Suitcases, brief cases, bags, trunks, and other luggage	11		24	28	432	109,268	44,044	503,711	940,255	1,813,354	873,099
9	Tanning materials, natural dyestuffs, mordants, assistants, and sizes	9	3	15	61	164	181,314	197,874	229,896	2,581,819	4,408,527	1,886,708
14	Tools (except edge tools, machine tools, files, and saws)	11	2	13	83	546	79,428	135,606	629,891	790,138	2,141,834	1,351,696
6	Upholstered household furniture	8	5	5	6	101	21,163	8,772	116,690	407,128	712,391	305,293
6	Window shades	4	1	4		11	6,510		9,008	44,891	76,901	32,010
14	Wire drawn from purchased rods	4		12	50	360	97,766	99,943	490,511	1,582,717	2,744,747	1,162,030
14	Wirework not elsewhere classified	11	1	14	20	173	59,128	32,041	188,576	474,129	1,132,424	658,295
4	Women's and misses' blouses and waists—made in contract factories	3	2	4	6	192	8,200	10,340	135,265	15,428	200,425	184,997
4	Women's and misses' dresses (except house dresses)—made in contract factories	20	15	12	18	951	32,420	24,711	735,856	40,779	1,085,829	1,045,050
4	Women's, children's, and infants' underwear and nightwear of silk and rayon woven fabrics	3	3	3	1	67	( <sup>1</sup> )	( <sup>1</sup> )	( <sup>1</sup> )	( <sup>1</sup> )	( <sup>1</sup> )	( <sup>1</sup> )
6	Wooden boxes except cigar boxes	3		10	5	220	60,382	8,576	194,462	738,600	1,228,032	489,432
6	Wood products not elsewhere classified	7	4	4	4	49	8,910	6,085	46,629	93,597	190,519	96,922
10	X-ray and therapeutic apparatus and electronic tubes	3		7	28	97	( <sup>1</sup> )	( <sup>1</sup> )	( <sup>1</sup> )	( <sup>1</sup> )	( <sup>1</sup> )	( <sup>1</sup> )
	Other industries *	428	173	533	4,000	26,003	3,424,597	7,756,443	30,353,961	98,107,505	179,621,787	81,514,282
OTHER INDUSTRIES, BY INDUSTRY GROUPS *												
1	Food and kindred products	21	11	18	48	475	101,216	136,497	465,893	6,772,696	8,544,111	1,771,415
3	Textile-mill products and other fiber manufactures	20	8	29	249	2,859	209,282	430,717	2,836,884	6,875,645	12,489,450	5,913,808
4	Apparel and other finished products made from fabrics and similar materials	37	20	38	100	2,256	156,550	181,825	1,746,143	6,209,008	9,865,269	3,656,261
6	Furniture and finished lumber products	13	3	19	22	305	75,615	30,996	311,208	610,084	1,245,011	635,827
7	Paper and allied products	9	1	10	48	678	117,192	113,381	659,437	2,061,561	4,019,964	1,958,403
8	Printing, publishing, and allied industries	19	5	25	48	194	134,228	89,180	317,501	963,933	2,196,755	1,232,522
9	Chemicals and allied products	18	1	19	272	1,461	92,343	516,208	1,981,562	5,912,515	11,247,068	5,334,553
12	Leather and leather products	17	3	35	37	582	138,094	83,563	506,907	660,590	1,766,547	1,105,957
14	Iron and steel and their products, except machinery	32	12	39	813	1,893	248,618	533,901	2,390,206	5,915,087	10,936,148	5,021,061
15	Nonferrous metals and their products	100	47	123	397	2,331	842,685	771,133	3,032,088	35,838,316	45,160,686	9,331,370
16	Electrical machinery	35	3	58	1,275	6,238	402,381	2,467,371	7,674,172	12,248,959	36,936,365	24,687,406
17	Machinery (except electrical)	22	9	23	685	1,782	150,400	1,296,308	3,110,687	3,633,058	9,886,008	6,252,950
20	Miscellaneous industries	52	36	50	270	2,720	418,568	661,027	3,259,322	4,431,905	13,093,049	8,661,144
2	Tobacco manufactures	11	9	8	71	1,503						
13	Stone, clay, and glass products	5		9	7	68						
18	Automobiles and automobile equipment	12	3	21	127	604	336,825	444,336	2,061,861	6,274,148	12,225,456	5,951,308
10	Products of petroleum and coal	3										
19	Transportation equipment except automobiles	2	2	9	31	154						
PATERSON												
All industries, total		505	284	510	2,443	23,059	\$2,349,375	\$4,064,219	\$25,047,523	\$44,577,542	\$106,799,735	\$62,222,193
1	Bread and other bakery products (except biscuit, crackers, and pretzels)	54	54	5	53	778	32,100	122,065	1,007,085	2,177,874	4,649,908	2,472,034
4	Coats, suits, and skirts (except fur coats)—made in contract factories	9	5	17	2	301	30,372	1,550	204,858	16,807	340,273	323,466
7	Cotton narrow fabrics	5	2	3	15	108	12,410	26,419	100,745	126,274	369,539	245,265
3	Die-cut paper and paperboard, and converted cardboard	6	2	7	4	62	( <sup>1</sup> )	( <sup>1</sup> )	( <sup>1</sup> )	( <sup>1</sup> )	( <sup>1</sup> )	( <sup>1</sup> )
3	Dyeing and finishing cotton, rayon, silk, and linen textiles	52	15	99	354	4,384	486,061	654,849	4,443,509	5,269,033	14,695,510	9,426,477

See footnotes at end of table.

TABLE 10.—GENERAL STATISTICS FOR CITIES HAVING 100,000 OR MORE INHABITANTS, BY INDUSTRIES:  
1939—Continued

Group No.	INDUSTRY	*Number of establishments	*Proprietors and firm members	*Salaried officers of corporations <sup>1</sup>	*Salaried employees <sup>1</sup>	*Wage earners (average for year) <sup>1</sup>	Salaries of officers of corporations <sup>1</sup>	Salaries of employees <sup>1</sup>	Wages	Cost of materials, supplies, fuel, purchased electric energy, and contract work	Value of products	Value added by manufacture <sup>1</sup>
PATERSON—Continued												
8	Engraving (steel, copperplate, and wood); plate printing	4		8	12	139	\$42,422	\$23,806	\$175,677	\$28,268	\$336,693	\$308,425
14	Fabricated structural steel and ornamental metal work, made in plants not operated in connection with rolling mills	3	2	5		17	7,760		20,917	65,457	124,669	59,212
7	Fiber cans, tubes, and similar products	4	4	6	6	87	24,800	7,983	64,175	147,481	340,962	193,481
14	General commercial (job) printing	17	12	6	8	47	13,520	12,061	64,125	123,848	376,509	252,661
14	Gray-iron and semisteel castings	3	1	8	15	358	( <sup>1</sup> )	( <sup>1</sup> )	( <sup>1</sup> )	( <sup>1</sup> )	( <sup>1</sup> )	( <sup>1</sup> )
3	Hosiery—full-fashioned	4		4	20	438	37,100	30,971	469,611	519,721	1,292,131	772,410
1	Ice cream and ices	4		6	11	51	( <sup>1</sup> )	( <sup>1</sup> )	( <sup>1</sup> )	( <sup>1</sup> )	( <sup>1</sup> )	( <sup>1</sup> )
1	Ice, manufactured	4	1		4	22		7,698	32,217	49,405	158,947	109,542
3	Lace goods	3	2	3	11	166	( <sup>1</sup> )	( <sup>1</sup> )	( <sup>1</sup> )	( <sup>1</sup> )	( <sup>1</sup> )	( <sup>1</sup> )
17	Machine-shop products, not elsewhere classified	3	3	3	7	31	( <sup>1</sup> )	( <sup>1</sup> )	( <sup>1</sup> )	( <sup>1</sup> )	( <sup>1</sup> )	( <sup>1</sup> )
6	Mattresses and bedsprings	3	3	1	1	5	( <sup>1</sup> )	( <sup>1</sup> )	( <sup>1</sup> )	( <sup>1</sup> )	( <sup>1</sup> )	( <sup>1</sup> )
4	Men's and boys' shirts (except work shirts), collars, and night-wear—made in inside factories or by jobbers engaging contractors	4		3	110	1,082	( <sup>1</sup> )	( <sup>1</sup> )	( <sup>1</sup> )	( <sup>1</sup> )	( <sup>1</sup> )	( <sup>1</sup> )
20	Models and patterns (except paper patterns)	4	4	2		17	2,711		27,867	9,720	63,927	54,207
8	Newspapers: publishing and printing	4	3	12	73	100	69,953	146,073	245,375	281,974	1,154,859	872,885
1	Nonalcoholic beverages	10	4	8	2	19	18,988	3,210	19,852	130,870	317,851	180,981
7	Paperboard containers and boxes not elsewhere classified	5	1	6	17	220	23,880	40,740	207,066	556,394	1,000,659	444,265
9	Perfumes, cosmetics, and other toilet preparations	3		4	4	119	( <sup>1</sup> )	( <sup>1</sup> )	( <sup>1</sup> )	( <sup>1</sup> )	( <sup>1</sup> )	( <sup>1</sup> )
5	Planing mills not operated in conjunction with sawmills	3		2	8	54	( <sup>1</sup> )	( <sup>1</sup> )	( <sup>1</sup> )	( <sup>1</sup> )	( <sup>1</sup> )	( <sup>1</sup> )
3	Rayon broad woven goods—contract factories	24	12	27	27	761	48,961	31,745	548,530	80,353	989,268	902,915
3	Rayon broad woven goods—regular factories or jobbers engaging contractors	21	18	23	58	1,061	117,494	98,698	1,022,247	2,517,355	4,802,817	2,285,462
3	Rayon narrow fabrics	11	8	4	24	260	15,248	26,144	210,265	344,209	711,097	368,888
3	Rayon throwing and spinning—contract factories	5	3	3	3	100	7,900	3,722	71,373	10,568	243,297	232,729
3	Rayon yarn and thread, spun or thrown—regular factories or jobbers engaging contractors	4	2	2	7	136	( <sup>1</sup> )	( <sup>1</sup> )	( <sup>1</sup> )	( <sup>1</sup> )	( <sup>1</sup> )	( <sup>1</sup> )
1	Sausages, prepared meats, and other meat products—not made in meat-packing establishments	3	1	3	1	20	23,400	946	26,804	197,373	266,923	69,550
15	Sheet-metal work not specifically classified	4	2	4	4	17	5,560	5,008	26,302	26,879	81,802	54,923
20	Signs, advertising displays, and advertising novelties	4	2	2	1	11	5,756	2,996	13,048	20,126	74,794	54,668
3	Silk broad woven goods—contract factories	15	11	6	15	263	6,487	15,901	196,199	26,423	291,923	285,500
3	Silk broad woven goods—regular factories or jobbers engaging contractors	22	16	15	25	613	44,687	37,593	537,537	1,191,217	2,312,965	1,121,748
3	Silk narrow fabrics	32	11	28	92	1,092	115,261	146,054	1,037,488	1,124,500	3,541,121	2,416,621
3	Silk throwing and spinning—contract factories	5	6	3	12	273	( <sup>1</sup> )	( <sup>1</sup> )	( <sup>1</sup> )	( <sup>1</sup> )	( <sup>1</sup> )	( <sup>1</sup> )
9	Soap and glycerin	3		2	3	10	( <sup>1</sup> )	( <sup>1</sup> )	( <sup>1</sup> )	( <sup>1</sup> )	( <sup>1</sup> )	( <sup>1</sup> )
9	Tanning materials, natural dyestuffs, mordants, assistants, and sizes	3		4	6	28	( <sup>1</sup> )	( <sup>1</sup> )	( <sup>1</sup> )	( <sup>1</sup> )	( <sup>1</sup> )	( <sup>1</sup> )
17	Textile machinery	23	21	25	78	430	163,834	146,338	473,646	1,171,429	2,516,282	1,344,853
6	Upholstered household furniture	4	3	2	4	74	8,161	7,160	82,037	214,193	391,126	176,933
4	Women's, children's, and infants' underwear and nightwear of silk and rayon woven fabrics	4	2	4	92	1,395	( <sup>1</sup> )	( <sup>1</sup> )	( <sup>1</sup> )	( <sup>1</sup> )	( <sup>1</sup> )	( <sup>1</sup> )
4	Work clothing (except work shirts), sport garments (except leather), and other men's and boys' apparel, not elsewhere classified	3		2	9	39	( <sup>1</sup> )	( <sup>1</sup> )	( <sup>1</sup> )	( <sup>1</sup> )	( <sup>1</sup> )	( <sup>1</sup> )
	Other industries <sup>2</sup>	168	69	187	1,545	11,620	984,549	3,064,489	14,318,968	28,137,791	65,353,883	37,216,092
OTHER INDUSTRIES, BY INDUSTRY GROUPS <sup>3</sup>												
1	Food and kindred products	12	2	10	30	147	24,507	55,296	224,324	1,553,204	3,489,147	1,935,943
3	Textile-mill products and other fiber manufactures	27	17	21	135	1,710	84,060	268,273	1,554,957	4,153,229	7,843,904	3,690,735
4	Apparel and other finished products made from fabrics and similar materials	27	13	32	241	3,670	205,591	316,783	2,578,762	8,411,687	13,157,755	4,746,068
6	Furniture and finished lumber products	12	6	12	10	145	29,435	15,435	130,669	370,278	697,500	327,222
7	Paper and allied products	8	2	14	9	90	88,530	18,589	110,747	500,573	888,716	382,143

See footnotes at end of table.

TABLE 10.—GENERAL STATISTICS FOR CITIES HAVING 100,000 OR MORE INHABITANTS, BY INDUSTRIES:  
1939—Continued

Group No.	INDUSTRY	*Number of establishments	*Proprietors and firm members	*Salaried officers of corporations <sup>1</sup>	*Salaried employees <sup>1</sup>	*Wage earners (average for year) <sup>2</sup>	Salaries of officers of corporations <sup>1</sup>	Salaries of employees <sup>1</sup>	Wages	Cost of materials, supplies, fuel, purchased electric energy, and contract work	Value of products	Value added by manufacture <sup>1</sup>
PATERSON—Continued												
OTHER INDUSTRIES BY INDUSTRY GROUPS—continued												
8	Printing, publishing, and allied industries	8	4	8	19	40	\$16,442	\$29,500	\$44,195	\$107,250	\$300,107	\$192,887
9	Chemicals and allied products	15	4	21	25	202	101,248	43,981	159,301	1,593,932	2,596,452	1,002,520
12	Leather and leather products	4	4	3	3	85	7,847	1,831	73,254	276,173	413,488	137,315
13	Stone, clay, and glass products	6	8	4	15	129	11,102	21,794	127,389	317,535	595,632	278,207
14	Iron and steel and their products, except machinery	7	1	14	35	448	108,726	73,395	518,734	752,381	1,842,283	1,069,902
15	Nonferrous metals and their products	4	1	5	4	24	17,276	4,666	24,451	69,278	129,366	60,088
17	Machinery (except electrical)	12	6	19	118	485	107,596	181,752	684,597	809,816	2,260,204	1,396,388
20	Miscellaneous industries	6	3	6	10	116	43,558	10,295	93,670	172,861	422,304	249,443
5	Lumber and timber basic products	4		5	10	65						
2	Tobacco manufactures	2										
11	Rubber products	1					138,631	2,022,899	7,993,918	8,983,594	30,716,765	21,733,171
16	Electrical machinery	2	2	13	881	4,264						
19	Transportation equipment except automobiles	1										
TRENTON												
All industries, total												
		255	156	242	1,629	17,972	\$1,068,084	\$3,028,978	\$19,631,049	\$35,781,098	\$83,959,040	\$48,178,842
1	Biscuit, crackers, and pretzels	3	4		6	44		( <sup>1</sup> )	( <sup>1</sup> )	( <sup>1</sup> )	( <sup>1</sup> )	( <sup>1</sup> )
1	Bread and other bakery products (except biscuit, crackers, and pretzels)	30	42	1	19	409	3,160	35,605	548,816	993,463	2,095,771	1,102,318
13	China firing and decorating (for the trade)	3	3	2	2	29	4,300	1,820	18,196	26,551	82,954	56,403
2	Cigars	3			71	2,249		( <sup>1</sup> )	( <sup>1</sup> )	( <sup>1</sup> )	( <sup>1</sup> )	( <sup>1</sup> )
14	Fabricated structural steel and ornamental metal work, made in plants not operated in connection with rolling mills	3		6	30	400	( <sup>1</sup> )	( <sup>1</sup> )	( <sup>1</sup> )	( <sup>1</sup> )	( <sup>1</sup> )	( <sup>1</sup> )
13	Floor and wall tile (except quarry tile)	5	3	4	17	403	9,640	25,989	341,294	351,187	821,096	469,909
8	General commercial (job) printing	20	14	12	24	122	77,317	49,021	195,441	199,011	670,970	471,959
4	House dresses, uniforms, and aprons—made in contract factories	3	2	1	5	127	3,900	5,570	69,511	5,587	101,596	90,009
1	Ice, manufactured	6	3	6	11	31	16,400	22,921	44,100	52,939	219,601	166,062
17	Machine-shop products, not elsewhere classified	5	5	5	7	56	18,470	12,722	54,773	82,646	222,922	140,276
6	Mattresses and bedsprings	4	6		12	12			11,472	28,560	52,676	24,116
1	Meat packing, wholesale	5	6	3	3	43	( <sup>1</sup> )	( <sup>1</sup> )	( <sup>1</sup> )	( <sup>1</sup> )	( <sup>1</sup> )	( <sup>1</sup> )
4	Men's and boys' shirts (except work shirts), collars, and nightwear—made in inside factories or by jobbers engaging contractors	3	2	5	4	55	( <sup>1</sup> )	( <sup>1</sup> )	( <sup>1</sup> )	( <sup>1</sup> )	( <sup>1</sup> )	( <sup>1</sup> )
4	Men's and boys' suits, coats, and overcoats (except work clothing)—made in contract factories	4	9	1	13	437	5,391	24,228	379,810	30,789	471,706	440,917
1	Nonalcoholic beverages	7	2	5	5	33	10,194	12,079	41,484	167,406	413,924	246,458
13	Porcelain electrical supplies	9		18	96	959	96,300	151,406	942,636	546,555	2,199,411	1,652,856
13	Pottery products not elsewhere classified	5	1	15	68	583	( <sup>1</sup> )	( <sup>1</sup> )	( <sup>1</sup> )	( <sup>1</sup> )	( <sup>1</sup> )	( <sup>1</sup> )
11	Rubber products not elsewhere classified	7		25	165	1,783	274,008	312,019	1,918,010	2,701,500	6,616,863	3,915,353
1	Sausages, prepared meats, and other meat products—not made in meat-packing establishments	8	6	6	16	60	69,730	23,386	79,379	1,085,737	1,533,669	447,932
17	Special-industry machinery, not elsewhere classified	5	2	9	12	110	( <sup>1</sup> )	( <sup>1</sup> )	( <sup>1</sup> )	( <sup>1</sup> )	( <sup>1</sup> )	( <sup>1</sup> )
	Other industries <sup>1</sup>	135	61	156	1,249	13,510	1,079,284	2,352,212	14,986,127	29,509,117	68,456,791	38,947,674
OTHER INDUSTRIES, BY INDUSTRY GROUPS <sup>1</sup>												
1	Food and kindred products	15	13	8	39	547	46,702	76,461	374,220	2,807,674	3,952,377	1,144,703
4	Apparel and other finished products made from fabrics and similar materials	17	11	14	33	966	62,117	40,904	786,413	2,051,313	3,984,294	1,932,981
6	Furniture and finished lumber products	6	8			50			49,410	94,934	202,775	107,841
8	Printing, publishing, and allied industries	11	5	15	135	210	54,303	220,513	380,580	377,608	1,853,316	1,475,708
9	Chemicals and allied products	6	1	4	27	107	17,740	82,970	168,257	604,431	1,411,035	806,604

See footnotes at end of table.



TABLE 10.—GENERAL STATISTICS FOR CITIES HAVING 100,000 OR MORE INHABITANTS, BY INDUSTRIES:  
1939—Continued

Group No.	INDUSTRY	*Number of establishments	*Proprietors and firm members	*Salaried officers of corporations <sup>1</sup>	*Salaried employees <sup>1</sup>	*Wage earners (average for year) <sup>1</sup>	Salaries of officers of corporations <sup>1</sup>	Salaries of employees <sup>1</sup>	Wages	Cost of materials, supplies, fuel, purchased electric energy, and contract work	Value of products	Value added by manufacture <sup>1</sup>
TRENTON—Continued												
13	Stone, clay, and glass products.....	15	1	32	202	2,019	\$218,223	\$352,619	\$2,444,153	\$2,140,156	\$6,660,068	\$4,519,912
14	Iron and steel and their products, except machinery.....	15		25	379	4,183	257,044	792,149	5,927,524	8,166,275	23,908,578	15,742,303
17	Machinery (except electrical).....	12	8	16	125	630	109,168	195,717	789,147	1,770,947	3,180,790	1,409,843
20	Miscellaneous industries.....	10	5	14	50	480	50,956	91,174	483,549	1,016,064	2,022,773	1,000,709
2	Tobacco manufactures.....	3			71	2,249						
3	Textile-mill products and other fiber manufactures.....	4		11	45	605						
7	Paper and allied products.....	3	1	2	11	132						
15	Nonferrous metals and their products.....	6	6	2	26	111						
10	Electrical machinery.....	5		8	63	697	263,031	499,705	3,582,874	10,479,715	21,280,785	10,801,070
6	Lumber and timber basic products.....	1										
10	Products of petroleum and coal.....	1										
11	Rubber products.....	1										
12	Leather and leather products.....	2	2	5	49	524						
18	Automobiles and automobile equipment.....	2										
19	Transportation equipment except automobiles.....	1										

\*As the figures for number of establishments and for personnel for those industries for which monetary items are withheld are given for the individual industries and are also included in the "Other industries" figures, the sums of the figures are larger than the totals shown for "All industries" for the city.

<sup>1</sup> Figures do not include data for personnel of central-administrative offices.

<sup>2</sup> Each of the averages in this column is correct to the nearest unit, despite the fact that the averages for the several industries do not add exactly to the 1939 average for all industries. See GENERAL EXPLANATIONS—Wage earners and wages.

<sup>3</sup> Value of products less cost of materials, supplies, fuel, purchased electric energy, and contract work. See GENERAL EXPLANATIONS—Value added by manufacture.

<sup>4</sup> Figures omitted have been withheld to avoid disclosing exact or approximate data for individual establishments; they are included in the "Other industries" figures.

<sup>5</sup> For number of establishments and of wage earners in individual industries, see table 12.

TABLE 11.—NUMBER OF ESTABLISHMENTS, BY INDUSTRY GROUPS, BY COUNTIES: 1939

COUNTY	Total	INDUSTRY GROUP																			
		1	2	3	4	5	6	7	8	9	10	11	12	13	14	15	16	17	18	19	20
The State.....	7,984	1,065	46	645	1,384	114	254	162	722	606	35	56	168	306	403	343	165	412	38	58	402
Atlantic.....	146	62		7	31	2	3		20	3	1			6			1			2	8
Bergen.....	548	126	1	31	110	6	7	18	61	48	2	4		8	35	12	11	4	21	3	40
Burlington.....	122	28		26	13	4	1	3	16	2				2	4	7	2	2	5	1	6
Camden.....	290	69	3	23	19	2	9	10	39	34	2			6	9	17	11	4	14	1	12
Cape May.....	33	16		3	2	1			7	1		1						1		1	
Cumberland.....	138	34		7	28	2	4	3	13	7				20	6	4		4		4	2
Essex.....	2,028	328	11	66	188	25	82	33	208	186	5	13	74	44	169	196	81	144	15	2	158
Gloucester.....	73	22		9	14	4			5	5	1			1	5	3	1	2			1
Hudson.....	1,778	330	6	116	568	20	61	37	81	136	10	3	42	26	75	48	35	80	6	16	82
Hunterdon.....	40	9		3	3		1	3	7	2			1	2	4	2		2			1
Mercer.....	326	91	3	11	25	3	11	3	37	9	1	14	3	44	19	8	6	21	3	2	12
Middlesex.....	414	88	11	9	94	11	11	4	30	43	4	2	7	34	13	17	4	11	2	4	15
Monmouth.....	217	71		7	46	10	2	1	23	10		1		13	7	3	3	3	1	10	6
Morris.....	110	23		9	3	3	2	6	13	9		4	4	9	7	1	6	5			6
Ocean.....	54	25		1	6	2			9	1				3				52		7	
Passaic.....	934	166	10	281	139	8	31	23	70	40		9	13	17	25	16	5	1	2	3	24
Salem.....	34	9		2	5	2			6	5				3				1			1
Somerset.....	88	20	1	5	13	2	3	1	9	6	3	1	1	7	4	1	2	5			4
Sussex.....	32	11		3	1	5			5				1	2				1			3
Union.....	509	119		16	72	6	16	15	53	56	5	4	3	18	32	22	11	35	4	1	21
Warren.....	70	18		10	4		6	2	10	3	1		2	5	3		1	5			

TABLE 12.—INDUSTRIES IN "OTHER INDUSTRIES" GROUPS—NUMBER OF ESTABLISHMENTS AND NUMBER OF WAGE EARNERS, FOR THE STATE, FOR THE NEW YORK CITY-NEWARK-JERSEY CITY AND PHILADELPHIA-CAMDEN INDUSTRIAL AREAS, AND FOR CAMDEN, ELIZABETH, JERSEY CITY, NEWARK, PATERSON, AND TRENTON: 1939

[In order to avoid disclosing data for individual establishments, wage-earner figures for industries represented by fewer than three establishments are withheld]

Group No. <sup>1</sup>	INDUSTRY	Number of establishments	Wage earners	Group No. <sup>1</sup>	INDUSTRY	Number of establishments	Wage earners
STATE OF NEW JERSEY				STATE OF NEW JERSEY—Continued			
1	Baking powder, yeast, and other leavening compounds.	3	153	9	Rayon and allied products.	1	
	Blended and prepared flour made from purchased flour.	1			Soap and glycerin.	19	2,490
	Cane-sugar refining.	1					
	Canned and dried fruits and vegetables (including canned soups).	16	4,303	10	Oven coke and coke-oven byproducts.	2	
	Canned fish, crustacea, and mollusks.	1		11	Reclaimed rubber.	4	
	Cereal preparations.	2			Tires and inner tubes.	1	
	Chewing gum.	2		12	Boot and shoe cut stock and findings.	6	
	Condensed and evaporated milk.	1			Leather gloves and mittens.	1	
	Corn sirup, corn sugar, corn oil, and starch.	2			Saddlery, harness, and whips.	1	
	Creamery butter.	1		13	Abrasive wheels, stones, paper, cloth, and related products.	3	95
	Cured fish.	3	9		Cement.	1	
	Custom slaughtering, wholesale.	1			Gypsum products.	2	
	Flavoring extracts and flavoring sirups, not elsewhere classified.	17	130		Hotel china.	1	
	Liquors, distilled.	3	51		Lime.	3	71
	Malt.	1			Natural graphite, ground and refined.	1	
	Oleomargarine—not made in meat-packing establishments.	1			Nonclay refractories.	4	215
	Quick-frozen foods.	1			Sand-lime brick, block and tile.	5	64
	Salad dressings.	3	98		Tableware, pressed or blown glass, and glassware not elsewhere classified.	6	1,257
	Special dairy products.	2					
2	Cigarettes.	3	1,078	14	Cold-rolled steel sheets and strip and cold-finished steel bars made in plants not operated in connection with hot-rolling mills.	3	494
	Tobacco (chewing and smoking) and snuff.	4	307		Doors, window sash, frames, molding, and trim (made of metal).	2	
3	Batting, padding, and wadding; upholstery filling.	2			Files.	3	143
	Carpet yarn, woolen and worsted.	1			Firearms.	1	
	Cordage and twine.	5	357		Malleable-iron castings.	3	730
	Cotton thread.	1			Saws.	2	
	Dyeing and finishing woolen and worsted.	3	587		Steel castings.	3	310
	Felt goods, wool, hair, and jute (except woven felts and hat bodies and hats).	3	351		Vitreous-enamelled products, including kitchen, household, and hospital utensils.	2	
	Hatters' fur.	8	480		Wrought pipes, welded and heavy riveted—made in plants not operated in connection with rolling mills.	1	
	Hosiery—seamless.	2		15	Aluminum products (including rolling and drawing and extruding), not elsewhere classified.	9	2,065
	Jute goods (except felt).	2			Aluminum ware, kitchen, hospital, and household (except electrical appliances).	1	
	Knitted underwear.	2			Gold and silver leaf and foil.	4	24
	Linen goods.	1			Lapidary work.	3	66
	Processed waste and recovered wool fibers—regular factories or jobbers engaging contractors.	5	187		Tin and other foils (except gold and silver foil).	1	
	Rayon throwing and spinning—contract factories.	8	204		Watchcases.	1	
	Woolen and worsted manufactures—contract factories.	6	420	16	Carbon products for the electrical industry, and manufactures of carbon or artificial graphite.	2	
4	Children's coats—made in contract factories.	11	394		Electrical measuring instruments.	8	2,391
	Dress and semidress gloves and mittens: cloth, cloth and leather combined.	2			Radios, radio tubes, and phonographs.	17	11,803
	Embroideries, other than Schmitt-machine products—made in regular factories or by jobbers engaging contractors.	2			X-ray and therapeutic apparatus and electronic tubes.	5	
	Men's and boys' underwear—made in contract factories.	2		17	Agricultural machinery (except tractors).	3	38
	Men's and boys' underwear—made in inside factories or by jobbers engaging contractors.	2			Blowers; exhaust and ventilating fans.	3	112
	Raincoats and other waterproof garments (except oiled cotton).	1			Cars and trucks, industrial.	3	27
	Trimnings (not made in textile mills), stamped art goods, and art needlework—made in regular factories or by jobbers engaging contractors.	2			Internal-combustion engines.	2	
	Work shirts.	1			Measuring and dispensing pumps.	1	
5	Plywood mills.	1			Mechanical power-transmission equipment.	7	1,603
6	Laboratory, hospital, and other professional furniture.	2			Office and store machines not elsewhere classified.	5	837
	Lasts and related products.	1			Sewing machines, domestic and industrial.	1	
	Matches.	2		19	Vending, amusement, and other coin-operated machines.	1	
	Mattresses and bedsprings.	39	1,397		Aircraft and parts, including aircraft engines.	7	
	Office furniture.	3	218		Cars and car equipment—railroad, street, and rapid-transit.	3	
	Rattan and willowware (except furniture) and baskets other than vegetable and fruit baskets.	1		20	Artists' materials.	6	58
7	Envelopes.	1			Beauty-shop and barber-shop equipment.	3	349
	Pulp goods (pressed, molded).	2			Carbon paper and inked ribbons.	3	207
	Wallpaper.	2			Children's vehicles.	1	
8	Books: publishing and printing.	2			Fire extinguishers, chemical.	2	
	Books: publishing without printing.	3			Hair work.	1	
	Gravure, rotogravure, and rotary photogravure (including preparation of plates).	1			Lamp shades.	3	384
	Greeting cards (except hand-painted).	3	41		Optical instruments and lenses.	1	
9	Bone black, carbon black, and lampblack.	1			Organs.	1	
	Candles.	2			Photographic apparatus and materials and projection equipment (except lenses).	4	951
	Coal-tar products, crude and intermediate.	6	241		Piano and organ parts and materials.	1	
	Essential oils.	2			Pianos.	1	
	Explosives.	5	2,439		Professional and scientific instruments (except surgical and dental).	15	1,128
	Glue and gelatin.	5	177		Soda fountains, beer dispensing equipment, and related products.	2	
	Hardwood distillation and charcoal manufacture.	1			Surgical and medical instruments.	3	496
	Linseed oil, cake, and meal.	3	963		Surgical supplies and equipment not elsewhere classified; orthopedic appliances.	13	1,477
	Mucilage, paste, and other adhesives, except glue and rubber cement.	3	20		Tobacco pipes and cigarette holders.	4	725

See footnote at end of table.

TABLE 12.—INDUSTRIES IN "OTHER INDUSTRIES" GROUPS—NUMBER OF ESTABLISHMENTS AND NUMBER OF WAGE EARNERS, FOR THE STATE, FOR THE NEW YORK CITY-NEWARK-JERSEY CITY AND PHILADELPHIA-CAMDEN INDUSTRIAL AREAS, AND FOR CAMDEN, ELIZABETH, JERSEY CITY, NEWARK, PATERSON, AND TRENTON: 1939—Continued

Group No. 1	INDUSTRY	Number of establishments	Wage earners	Group No. 1	INDUSTRY	Number of establishments	Wage earners
	<b>NEW YORK CITY-NEWARK-JERSEY CITY INDUSTRIAL AREA</b>				<b>NEW YORK CITY-NEWARK-JERSEY CITY INDUSTRIAL AREA—Continued</b>		
1	Baking powder, yeast, and other leavening compound	10	542	13	Clay products (except pottery) not elsewhere classified	1	—
	Blended and prepared flour made from purchased flour	3	32		Clay refractories, including refractory cement (clay)	0	—
	Cereal preparations	4	87		Floor and wall tile (except quarry tile)	4	260
	Chewing gum	6	972		Glass containers	2	—
	Chocolate and cocoa products	13	1,112		Lime	2	—
	Condensed and evaporated milk	4	19		Mineral wool	1	—
	Corn sirup, corn sugar, corn oil, and starch	2	—		Nonclay refractories	3	—
	Creamery butter	2	—		Porcelain electrical supplies	2	—
	Custom slaughtering, wholesale	1	—		Sand-lime brick, block and tile	4	—
	Flour and other grain-mill products	4	37		Terra cotta	4	—
	Liquors, distilled	2	—		Wallboard and wall plaster (except gypsum), building insulation (except mineral wool), and floor composition	21	325
	Malt	1	—				
	Oleomargarine—not made in meat-packing establishments	1	—	14	Automobile stampings	2	—
	Vinegar and cider	2	—		Bolts, nuts, washers, and rivets—made in plants not operated in connection with rolling mills	11	—
2	Cigarettes	13	1,225		Cast-iron pipe and fittings	2	—
	Tobacco (chewing and smoking) and snuff	11	384		Cold-rolled steel sheets and strip and cold-finished steel bars made in plants not operated in connection with hot-rolling mills	3	494
3	Artificial leather and oilcloth	13	1,255		Enameling, japanning, and lacquering	14	114
	Carpets and rugs, wool	5	4,963		Files	4	—
	Carpet yarn, woolen and worsted	1	—		Firearms	2	—
	Cotton thread	26	—		Galvanizing and other coating—carried on in plants not operated in connection with rolling mills	11	—
	Dyeing and finishing woolen and worsted	11	—		Malleable-iron castings	2	—
	Felt goods, wool, hair, and jute (except woven felts and hat bodies and hats)	3	—		Nails, spikes, etc., not made in wire mills or in plants operated in connection with rolling mills	2	—
	Hat bodies and hats, fur-felt	10	—		Safes and vaults	1	—
	Hatters' fur	11	—		Saws	5	120
	Hosiery—seamless	7	156		Springs, steel (except wire)—made in plants not operated in connection with rolling mills	2	—
	Jute goods (except felt)	3	698		Steam and hot-water heating apparatus (including hot-water furnaces)	4	796
	Knitted gloves	3	896		Steel barrels, kegs, and drums	7	—
	Linen goods	1	—		Steel castings	3	310
	Linoleum, asphalted-felt-base and other hard-surface floor coverings, not elsewhere classified	1	—		Steel works and rolling mills	2	—
	Processed waste and recovered wool fibers—contract factories	2	—		Vitreous enameled products, including kitchen, household, and hospital utensils	3	—
	Rayon broad woven goods—contract factories	27	842		Wrought pipes, welded and heavy riveted—made in plants not operated in connection with rolling mills	3	—
	Silk throwing and spinning—contract factories	7	—	15	Aluminum products (including rolling and drawing and extruding), not elsewhere classified	21	2,229
	Silk yarn and thread, spun or thrown—regular factories or jobbers engaging contractors	4	1,040		Aluminum ware, kitchen, hospital, and household (except electrical appliances)	2	—
4	Belts (apparel), regardless of material	182	—		Clocks, watches, and materials and parts (except watches)	27	—
	Curtains, draperies, and bedspreads—made in regular factories or by jobbers engaging contractors	128	3,350		Collapsible tubes	8	—
	Embroideries, other than Schiffli-machine products—made in regular factories or by jobbers engaging contractors	34	—		Gold and silver leaf and foil	10	—
	Handkerchiefs—made in inside factories or by jobbers engaging contractors	38	—		Lapidary work	65	—
	Men's and boys' underwear—made in contract factories	2	—		Primary smelting and refining of nonferrous metals	4	—
	Raincoats and other waterproof garments (except oiled cotton)	36	—		Silverware and plated ware	58	1,454
	Suspenders, garters, and other goods made from purchased elastic material	31	—		Tin and other foils (except gold and silver foil)	4	—
	Trimmings (not made in textile mills), stamped art goods, and art needlework—made in regular factories or by jobbers engaging contractors	149	—	16	Automotive electrical equipment	17	1,008
	Work gloves and mittens: cloth, cloth and leather combined	2	—		Batteries, storage and primary (dry and wet)	15	1,973
	Work shirts	6	—		Electric lamps	26	4,839
5	Sawmills, veneer mills, and cooperage-stock mills, including those combined with logging camps and with planing mills	10	202		Insulated wire and cable	20	—
6	Cork products	21	—		X-ray and therapeutic apparatus and electronic tubes	23	—
	Laboratory, hospital, and other professional furniture	18	—	17	Agricultural machinery (except tractors)	1	—
	Matches	3	—		Blowers; exhaust and ventilating fans	4	—
	Window and door screens and weather strip	19	—		Cars and trucks, industrial	3	27
	Wood preserving	5	—		Internal-combustion engines	3	90
7	Pulp goods (pressed, molded)	2	—		Measuring and dispensing pumps	3	—
	Wallpaper	2	—		Mechanical power-transmission equipment	17	1,634
8	Gravure, rotogravure, and rotary photogravure (including preparation of plates)	8	—		Pumping equipment and air compressors	26	1,500
9	Bluing	1	—		Scales and balances	13	629
	Coal-tar products, crude and intermediate	5	—		Sewing machines, domestic and industrial	21	—
	Colors and pigments	30	1,563		Stokers, mechanical, domestic and industrial	1	—
	Explosives	1	—		Vending, amusement, and other coin-operated machines	6	—
	Fish and other marine oils, cake, and meal	1	—		Woodworking machinery	3	188
	Hardwood distillation and charcoal manufacture	1	—	19	Aircraft and parts, including aircraft engines	9	5,734
	Linseed oil, cake, and meal	5	—		Cars and car equipment—railroad, street, and rapid-transit	3	—
	Mucilage, paste, and other adhesives, except glue and rubber cement	14	—		Motorcycles, bicycles, and parts	2	—
	Vegetable and animal oils, not elsewhere classified	3	—		Shipbuilding and ship repairing	57	14,483
	Writing ink	5	38	20	Dolls (except rubber)	74	2,101
11	Tires and inner tubes	1	—		Fire extinguishers, chemical	5	—
13	Asbestos products (except steam packing and pipe and boiler covering)	7	511		Lamp shades	75	—
					Musical instruments, parts, and materials not elsewhere classified	26	—
					Ophthalmic goods: lenses and fittings	32	1,242
					Organs	1	—
					Photographic apparatus and materials and projection equipment (except lenses)	37	2,104
					Piano and organ parts and materials	6	—
					Pianos	13	—
					Wool pulling	1	—

See footnote at end of table.

TABLE 12.—INDUSTRIES IN "OTHER INDUSTRIES" GROUPS—NUMBER OF ESTABLISHMENTS AND NUMBER OF WAGE EARNERS, FOR THE STATE, FOR THE NEW YORK CITY-NEWARK-JERSEY CITY AND PHILADELPHIA-CAMDEN INDUSTRIAL AREAS, AND FOR CAMDEN, ELIZABETH, JERSEY CITY, NEWARK, PATERSON, AND TRENTON: 1939—Continued

Group No.1	INDUSTRY	Number of establishments	Wage earners	Group No.1	INDUSTRY	Number of establishments	Wage earners
	<b>PHILADELPHIA-CAMDEN INDUSTRIAL AREA</b>				<b>PHILADELPHIA-CAMDEN INDUSTRIAL AREA—Continued</b>		
1	Baking powder, yeast, and other leavening compounds.....	1	-----	10	Oven coke and coke-oven byproducts.....	3	927
	Blended and prepared flour made from purchased flour.....	1	-----		Roofing, built-up and roll; asphalt shingles; roof coating (except paint).....	3	232
	Canned and dried fruits and vegetables (including canned soups).....	10	4,205	11	Reclaimed rubber.....	1	-----
	Cereal preparations.....	2	-----		Tires and inner tubes.....	2	-----
	Chewing gum.....	2	-----	12	Leather: tanned, curried, and finished—contract factories.....	3	-----
	Chocolate and cocoa products.....	3	479		Saddlery, harness, and whips.....	2	-----
	Condensed and evaporated milk.....	1	-----		Small leather goods.....	5	-----
	Cooking and other edible fats and oils, not elsewhere classified.....	1	-----	13	Asbestos products (except steam packing and pipe and boiler covering).....	7	588
	Custom slaughtering, wholesale.....	1	-----		Cement.....	1	-----
	Liquors, distilled.....	4	128		Clay products (except pottery) not elsewhere classified.....	1	-----
	Liquors, rectified or blended.....	11	-----		Floor and wall tile (except quarry tile).....	3	-----
	Preserves, jams, jellies, and fruit butters.....	1	-----		Glass containers.....	1	-----
	Quick-frozen foods.....	1	-----		Gypsum products.....	1	-----
	Special dairy products.....	1	-----		Nonclay refractories.....	3	406
2	Cigarettes.....	1	-----		Sand-lime brick, block and tile.....	2	-----
3	Artificial leather and oilcloth.....	1	-----		Tableware, pressed or blown glass, and glassware not elsewhere classified.....	2	-----
	Carpet yarn, woolen and worsted.....	15	2,678		Terra cotta.....	2	-----
	Cloth sponging and miscellaneous special finishing.....	12	-----		Vitreous-china plumbing fixtures.....	1	-----
	Cotton thread.....	2	-----		Wallboard and wall plaster (except gypsum), building insulation (except mineral wool), and floor composition.....	5	-----
	Dyeing and finishing woolen and worsted.....	19	-----	14	Automobile stampings.....	1	-----
	Felt goods, wool, hair, and jute (except woven felts and hat bodies and hats).....	4	183		Blast-furnace products.....	1	-----
	Finishing of men's and boys' hats of fur-felt, wool-felt, and straw.....	8	279		Bolts, nuts, washers, and rivets—made in plants not operated in connection with rolling mills.....	7	258
	Hat bodies and hats, fur-felt.....	1	-----		Cold-rolled steel sheets and strip and cold-finished steel bars made in plants not operated in connection with hot-rolling mills.....	2	-----
	Jute goods (except felt).....	1	-----		Doors, window sash, frames, molding, and trim (made of metal).....	2	-----
	Lace goods.....	5	-----		Enameling, japanning, and lacquering.....	2	-----
	Linen goods.....	1	-----		Firearms.....	1	-----
	Linoleum, asphalted-felt-base and other hard-surface floor coverings, not elsewhere classified.....	4	1,323		Galvanizing and other coating—carried on in plants not operated in connection with rolling mills.....	3	246
	Processed waste and recovered wool fibers—contract factories.....	1	-----		Heating and cooking apparatus, except electric, not elsewhere classified.....	6	376
	Silk broad woven goods—contract factories.....	1	-----		Malleable-iron castings.....	1	-----
	Silk broad woven goods—regular factories or jobbers engaging contractors.....	1	-----		Nails, spikes, etc., not made in wire mills or in plants operated in connection with rolling mills.....	1	-----
4	Children's and infants' wear not elsewhere classified—made in contract factories.....	1	-----		Saws.....	2	-----
	Children's coats—made in contract factories.....	2	-----		Springs, steel (except wire)—made in plants not operated in connection with rolling mills.....	3	176
	Children's coats—made in inside factories or by jobbers engaging contractors.....	3	73		Steel barrels, kegs, and drums.....	3	-----
	Clothing, leather and sheep-lined.....	3	-----		Vitreous enameled products, including kitchen, household, and hospital utensils.....	2	-----
	Curtains, draperies, and bedspreads—contract factories.....	2	-----		Wire drawn from purchased rods.....	2	-----
	Curtains, draperies, and bedspreads—made in regular factories or by jobbers engaging contractors.....	10	498		Wrought pipes, welded and heavy riveted—made in plants not operated in connection with rolling mills.....	1	-----
	Embroideries, other than Schiffli-machine products—made in regular factories or by jobbers engaging contractors.....	3	-----	15	Clocks, watches, and materials and parts (except watch-cases).....	1	-----
	Men's neckwear—made in contract factories.....	1	-----		Collapsible tubes.....	1	-----
	Men's neckwear—made in inside factories or by jobbers engaging contractors.....	21	427		Engraving on metal (except for printing purposes).....	2	-----
	Raincoats and other waterproof garments (except oiled cotton).....	3	77		Gold and silver leaf and foil.....	3	141
	Suspenders, garters, and other goods made from purchased elastic material.....	2	-----		Secondary smelting and refining, gold, silver, and platinum.....	3	-----
	Textile bags—not made in textile mills.....	8	-----		Secondary smelting and refining of nonferrous metals, not elsewhere classified.....	6	-----
	Trimnings (not made in textile mills), stamped art goods, and art needlework—made in regular factories or by jobbers engaging contractors.....	7	115		Silverware and plated ware.....	6	-----
	Women's neckwear, scarfs, etc.....	3	43		Watchcases.....	1	-----
	Work gloves and mittens: cloth, cloth and leather combined.....	2	-----	16	Automotive electrical equipment.....	1	-----
	Work shirts.....	1	-----		Batteries, storage and primary (dry and wet).....	5	2,080
6	Cork products.....	1	-----		Carbon products for the electrical industry, and manufactures of carbon or artificial graphite.....	2	-----
	Laboratory, hospital, and other professional furniture.....	6	26		Electrical measuring instruments.....	3	35
	Lasts and related products.....	2	-----		Generating, distribution, and industrial apparatus, and apparatus for incorporation in manufactured products, not elsewhere classified.....	13	2,651
	Mirror frames and picture frames.....	10	-----		Insulated wire and cable.....	4	-----
	Public-building furniture.....	2	-----		Radio, radio tubes, and phonographs.....	2	-----
	Rattan and willowware (except furniture) and baskets other than vegetable and fruit baskets.....	1	-----		X-ray and therapeutic apparatus and electronic tubes.....	3	12
	Venetian blinds.....	2	-----	17	Blowers; exhaust and ventilating fans.....	2	-----
	Window and door screens and weatherstrip.....	3	95		Cars and trucks, industrial.....	2	-----
	Wood preserving.....	1	-----		Commercial laundry, dry-cleaning, and pressing machinery.....	2	-----
7	Envelopes.....	12	-----		Internal-combustion engines.....	2	-----
	Paper bags, except those made in paper mills.....	8	-----		Machine tools.....	7	459
8	Engraving (steel, copperplate, and wood); plate printing.....	26	755		Measuring and dispensing pumps.....	1	-----
	Periodicals: publishing and printing.....	27	2,945		Mining machinery and equipment.....	1	-----
9	Bluing.....	2	-----		Office and store machines not elsewhere classified.....	3	25
	Bone black, carbon black, and lampblack.....	3	60		Paper-mill, pulp-mill, and paper-products machinery.....	11	-----
	Candles.....	2	-----		Printing-trades machinery and equipment.....	9	407
	Coal-tar products, crude and intermediate.....	3	-----		Refrigerators, domestic (mechanical and absorption), refrigeration machinery and equipment, and complete air-conditioning units.....	16	181
	Explosives.....	1	-----		Scales and balances.....	4	-----
	Linseed oil, cake, and meal.....	2	-----		Steam engines, turbines, and water wheels.....	2	-----
	Mucilage, paste, and other adhesives, except glue and rubber cement.....	6	-----		Vending, amusement, and other coin-operated machines.....	1	-----
	Plastic materials.....	2	-----				
	Rayon and allied products.....	2	-----				
	Writing ink.....	1	-----				

See footnote at end of table.

TABLE 12.—INDUSTRIES IN "OTHER INDUSTRIES" GROUPS—NUMBER OF ESTABLISHMENTS AND NUMBER OF WAGE EARNERS, FOR THE STATE, FOR THE NEW YORK CITY-NEWARK-JERSEY CITY AND PHILADELPHIA-CAMDEN INDUSTRIAL AREAS, AND FOR CAMDEN, ELIZABETH, JERSEY CITY, NEWARK, PATERSON, AND TRENTON: 1939—Continued

Group No.¹	INDUSTRY	Number of establishments	Wage earners	Group No.¹	INDUSTRY	Number of establishments	Wage earners
<b>PHILADELPHIA-CAMDEN INDUSTRIAL AREA—Continued</b>				<b>CAMDEN—Continued</b>			
18	Automobile trailers (for attachment to passenger cars).....	1	.....	8	Bookbinding and related industries.....	4	303
19	Cars and car equipment—railroad, street, and rapid-transit.....	4	1,256		Books: printing without publishing.....	1	.....
	Locomotives (including frames) and parts: railroad, mining, and industrial.....	1	.....		Electrotyping and stereotyping, not done in printing establishments.....	2	.....
	Motorcycles, bicycles, and parts.....	1	.....		Lithographing and photo-lithographing (including preparation of stones or plates and dry transfers).....	3	108
	Shipbuilding and ship repairing.....	14	10,173		Machine and hand typesetting (including advertisement typesetting).....	2	.....
	Transportation equipment not elsewhere classified.....	2	.....		Newspapers: publishing and printing.....	3	118
20	Artists' materials.....	2	.....		Newspapers: publishing without printing.....	1	.....
	Beauty-shop and barber-shop equipment.....	2	.....		Periodicals: publishing without printing.....	1	.....
	Carbon paper and inked ribbons.....	3	126		Photoengraving, not done in printing establishments (including preparation of plates).....	1	.....
	Children's vehicles.....	1	.....	9	Bone black, carbon black, and lampblack.....	1	.....
	Costume jewelry and costume novelties (jewelry other than fine jewelry).....	1	.....		Chemicals not elsewhere classified.....	1	.....
	Dolls (except rubber).....	1	.....		Cleaning and polishing preparations, blackings, and dressings.....	4	431
	Fire extinguishers, chemical.....	1	.....		Colors and pigments.....	2	.....
	Furs, dressed and dyed.....	3	40		Drugs and medicines (including drug grinding).....	2	.....
	Hair work.....	4	.....		Fertilizers.....	1	.....
	Jewelry cases and instrument cases.....	7	.....		Glue and gelatin.....	1	.....
	Musical instruments, parts, and materials not elsewhere classified.....	1	.....		Insecticides, fungicides, and related industrial and household chemical compounds.....	2	.....
	Needles, pins, hooks and eyes, and slide and snap fasteners.....	4	460		Plastic materials.....	1	.....
	Ophthalmic goods: lenses and fittings.....	2	.....		Printing ink.....	1	.....
	Optical instruments and lenses.....	1	.....		Tanning materials, natural dyestuffs, mordants, assistants, and sizes.....	2	.....
	Organs.....	1	.....	10	Oven coke and coke-oven byproducts.....	1	.....
	Pencils (except mechanical) and crayons.....	2	.....	12	Industrial leather belting and packing leather.....	1	.....
	Pens, mechanical pencils, and pen points.....	4	619		Leather: tanned, curried, and finished—regular factories or jobbers engaging contractors.....	4	.....
	Photographic apparatus and materials and projection equipment (except lenses).....	7	.....	13	Steam and other packing; pipe and boiler covering.....	1	.....
	Piano and organ parts and materials.....	1	.....		Vitreous-china plumbing fixtures.....	1	.....
	Pianos.....	1	.....	14	Enameled-iron sanitary ware and other plumbers' supplies (not including pipe and vitreous and semivitreous china sanitary ware).....	1	.....
	Soda fountains, beer dispensing equipment, and related products.....	2	.....		Fabricated structural steel and ornamental metal work, made in plants not operated in connection with rolling mills.....	4	48
	Wool pulling.....	5	.....		Forgings, iron and steel—made in plants not operated in connection with rolling mills.....	1	.....
<b>CAMDEN</b>					Gray-iron and semisteel castings.....	1	.....
1	Candy and other confectionery products.....	2	.....		Oil burners, domestic and industrial.....	1	.....
	Canned and dried fruits and vegetables (including canned soups).....	1	.....		Steam fittings, regardless of material.....	1	.....
	Cheese.....	1	.....		Tin cans and other tinware not elsewhere classified.....	3	419
	Chocolate and cocoa products.....	1	.....		Wirework not elsewhere classified.....	8	91
	Flavoring extracts and flavoring sirups, not elsewhere classified.....	1	.....	15	Electroplating, plating, and polishing.....	1	.....
	Food preparations, not elsewhere classified.....	1	.....		Nonferrous-metal foundries (except aluminum).....	1	.....
	Malt liquors.....	1	.....		Nonferrous-metal products not elsewhere classified.....	1	.....
	Meat packing, wholesale.....	2	.....		Secondary smelting and refining of nonferrous metals, not elsewhere classified.....	1	.....
	Poultry dressing and packing, wholesale.....	1	.....	16	Communication equipment.....	1	.....
2	Cigars.....	3	1,824		Electrical products not elsewhere classified.....	1	.....
3	Cloth sponging and miscellaneous special finishing.....	2	.....		Radio, radio tubes, and phonographs.....	1	.....
	Cotton broad woven goods.....	1	.....		Wiring devices and supplies.....	1	.....
	Dyeing and finishing woolen and worsted.....	1	.....	17	Blowers; exhaust and ventilating fans.....	1	.....
	Finishing of men's and boys' hats of fur-felt, wool-felt, and straw.....	1	.....		Food-products machinery.....	1	.....
	Linoleum, asphalted-felt-base and other hard-surface floor coverings, not elsewhere classified.....	1	.....		Industrial machinery, not elsewhere classified.....	1	.....
	Woolen and worsted manufactures—contract factories.....	2	.....		Machine-shop products, not elsewhere classified.....	1	.....
	Woolen and worsted manufactures—regular factories or jobbers engaging contractors.....	2	.....		Machine-shop repairs.....	2	.....
4	Children's coats—made in contract factories.....	1	.....		Machine-tool and other metalworking-machinery accessories, metal-cutting and shaping tools, and machinists' precision tools.....	1	.....
	Children's dresses—made in inside factories or by jobbers engaging contractors.....	1	.....		Paper-mill, pulp-mill, and paper-products machinery.....	1	.....
	Coats, suits, and skirts (except fur coats)—made in contract factories.....	4	295		Printing-trades machinery and equipment.....	1	.....
	Coats, suits, and skirts (except fur coats)—made in inside factories or by jobbers engaging contractors.....	2	.....		Pumping equipment and air compressors.....	1	.....
	Corsets and allied garments.....	1	.....	18	Motor vehicles, motor-vehicle bodies, parts and accessories.....	1	.....
	Men's and boys' suits, coats, and overcoats (except work clothing)—made in contract factories.....	2	.....	19	Shipbuilding and ship repairing.....	6	4,351
	Textile bags—not made in textile mills.....	1	.....	20	Brooms.....	1	.....
	Women's and misses' dresses (except house dresses)—made in contract factories.....	1	.....		Buttons.....	1	.....
	Women's and misses' dresses (except house dresses)—made in inside factories or by jobbers engaging contractors.....	2	.....		Hair work.....	1	.....
5	Planing mills not operated in conjunction with saw-mills.....	2	.....		Models and patterns (except paper patterns).....	3	10
6	Cork products.....	1	.....		Pens, mechanical pencils, and pen points.....	2	.....
	Mattresses and bedsprings.....	1	.....	<b>ELIZABETH</b>			
	Partitions, shelving, cabinet work, and office and store fixtures.....	1	.....	1	Biscuit, crackers, and pretzels.....	2	.....
	Upholstered household furniture.....	1	.....		Candy and other confectionery products.....	2	.....
	Window shades.....	2	.....		Ice cream and ices.....	2	.....
	Wooden boxes except cigar boxes.....	1	.....		Ice, manufactured.....	1	.....
	Wood products not elsewhere classified.....	1	.....		Liquors, rectified or blended.....	1	.....
7	Coated and glazed paper.....	2	.....		Malt liquors.....	1	.....
	Paper and paperboard mills.....	2	.....		Pickled fruits and vegetables and vegetable sauces and seasonings.....	1	.....
					Sausages, prepared meats, and other meat products—not made in meat-packing establishments.....	3	7

See footnote at end of table.

TABLE 12.—INDUSTRIES IN "OTHER INDUSTRIES" GROUPS—NUMBER OF ESTABLISHMENTS AND NUMBER OF WAGE EARNERS, FOR THE STATE, FOR THE NEW YORK CITY-NEWARK-JERSEY CITY AND PHILADELPHIA-CAMDEN INDUSTRIAL AREAS, AND FOR CAMDEN, ELIZABETH, JERSEY CITY, NEWARK, PATERSON, AND TRENTON: 1939—Continued

Group No. <sup>1</sup>	INDUSTRY	Number of establishments	Wage earners	Group No. <sup>1</sup>	INDUSTRY	Number of establishments	Wage earners
<b>ELIZABETH—Continued</b>				<b>ELIZABETH—Continued</b>			
3	Dyeing and finishing cotton, rayon, silk, and linen textiles	1		16	Communication equipment	1	
	Knitted cloth	1			Generating, distribution, and industrial apparatus, and apparatus for incorporation in manufactured products, not elsewhere classified	1	
	Knitted outerwear (except knit gloves)—regular factories or jobbers engaging contractors	1			Wiring devices and supplies	1	
	Rayon narrow fabrics	1		17	Construction and similar machinery (except mining and oil-field machinery and tools)	1	
	Woolen and worsted manufactures—regular factories or jobbers engaging contractors	1			Industrial machinery, not elsewhere classified	1	
4	Canvas products (except bags)	1			Machine-tool and other metalworking-machinery accessories, metal-cutting and shaping tools, and machinists' precision tools	3	36
	Children's and infants' wear not elsewhere classified—made in inside factories or by jobbers engaging contractors	2			Printing-trades machinery and equipment	1	
	Children's coats—made in inside factories or by jobbers engaging contractors	1			Sewing machines, domestic and industrial	1	
	Corsets and allied garments	1			Special-industry machinery, not elsewhere classified	1	
	House dresses, uniforms, and aprons—made in inside factories or by jobbers engaging contractors	1		20	Games and toys (except dolls and children's vehicles)	1	
	Textile bags—not made in textile mills	1			Hand stamps, stencils, and brands	1	
	Trousers (semidress), wash suits, and washable service apparel	2			Models and patterns (except paper patterns)	1	
	Women's and misses' clothing, not elsewhere classified—made in contract factories	1			Signs, advertising displays, and advertising novelties	1	
	Women's and misses' clothing, not elsewhere classified—made in inside factories or by jobbers engaging contractors	2			Sporting and athletic goods not elsewhere classified	1	
	Women's and misses' dresses (except house dresses)—made in inside factories or by jobbers engaging contractors	1			Umbrellas, parasols, and canes	2	
	Women's, children's, and infants' underwear and nightwear of silk and rayon woven fabrics	1		<b>JERSEY CITY</b>			
5	Planing mills not operated in conjunction with sawmills	1		1	Biscuit, crackers, and pretzels	1	
6	Household furniture, except upholstered	1			Blended and prepared flour made from purchased flour	1	
	Matches	1			Candy and other confectionery products	2	
	Partitions, shelving, cabinet work, and office and store fixtures	1			Canned and dried fruits and vegetables (including canned soups)	1	
	Wood preserving	1			Flavoring extracts and flavoring sirups, not elsewhere classified	3	16
	Coated and glazed paper	2			Flour and other grain-mill products	1	
	Converted paper products not elsewhere classified	2			Food preparations, not elsewhere classified	6	55
	Paper and paperboard mills	2			Ice, manufactured	2	
	Paper bags, except those made in paper mills	1			Macaroni, spaghetti, vermicelli, and noodles	3	265
	Paperboard containers and boxes not elsewhere classified	1			Pickled fruits and vegetables and vegetable sauces and seasonings	2	
8	Bookbinding and related industries	2			Prepared feeds (including mineral) for animals and fowls	1	
	Greeting cards (except hand-painted)	1			Salad dressings	1	
	Machine and hand typesetting (including advertisement typesetting)	2			Special dairy products	1	
	Newspapers: publishing and printing	1			Wines	1	
	Newspapers: publishing without printing	1		2	Cigarettes	2	
9	Chemicals not elsewhere classified	3	47		Cigars	4	
	Compressed and liquefied gases—not made in petroleum refineries or in natural-gasoline plants	1		3	Cloth sponging and miscellaneous special finishing	2	
	Grease and tallow (except lubricating greases)	1			Cordage and twine	1	
	Insecticides, fungicides, and related industrial and household chemical compounds	2			Cotton broad woven goods	3	96
	Lubricating oils and greases—not made in petroleum refineries	3	61		Cotton narrow fabrics	1	
	Tanning materials, natural dyestuffs, mordants, assistants, and sizes	1			Dyeing and finishing cotton, rayon, silk, and linen textiles	2	
	Vegetable and animal oils, not elsewhere classified	1			Felt goods, wool, hair, and jute (except woven felts and hat bodies and hats)	1	
10	Roofing, built-up and roll; asphalt shingles; roof coating (except paint)	1			Finishing of men's and boys' hats of fur-felt, wool-felt, and straw	4	170
11	Rubber products not elsewhere classified	1			Knitted cloth	1	
12	Boot and shoe cut stock and findings	1			Knitted outerwear (except knit gloves)—contract factories	1	
	Leather: tanned, curried, and finished—regular factories or jobbers engaging contractors	1			Lace goods	1	
13	Concrete products	1			Processed waste and recovered wool fibers—regular factories or jobbers engaging contractors	1	
	Lime	1			Woolen and worsted manufactures—contract factories	1	
	Steam and other packing; pipe and boiler covering	2		4	Canvas products (except bags)	1	
14	Bolts, nuts, washers, and rivets—made in plants not operated in connection with rolling mills	1			Children's and infants' wear not elsewhere classified—made in inside factories or by jobbers engaging contractors	1	
	Fabricated structural steel and ornamental metal work, made in plants not operated in connection with rolling mills	3	22		Children's coats—made in inside factories or by jobbers engaging contractors	2	
	Files	1			Children's dresses—made in contract factories	1	
	Gray-iron and semisteel castings	2			Clothing, leather and sheep-lined	1	
	Oil burners, domestic and industrial	1			Coats, suits, and skirts (except fur coats)—made in inside factories or by jobbers engaging contractors	2	
	Steam and hot-water heating apparatus (including hot-water furnaces)	1			Corsets and allied garments	2	
	Steel castings	1			Dress and semidress gloves and mittens: cloth, cloth and leather combined	1	
15	Alloying and rolling and drawing of nonferrous metals, except aluminum	3	1,243		Fur coats and other fur garments, accessories, and trimmings	1	
	Electroplating, plating, and polishing	1			Handkerchiefs—made in inside factories or by jobbers engaging contractors	1	
	Lighting fixtures	1			House dresses, uniforms, and aprons—made in contract factories	1	
	Sheet-metal work not specifically classified	2			Housefurnishings (except curtains, draperies, and bedspreads)	1	
					Men's and boys' hats and caps (except felt and straw)	2	
					Men's and boys' suits, coats, and overcoats (except work clothing)—made in contract factories	1	
					Men's and boys' suits, coats, and overcoats (except work clothing)—made in inside factories or by jobbers engaging contractors	3	66
					Men's neckwear—made in inside factories or by jobbers engaging contractors	1	
					Robes, lounging garments, and dressing gowns	4	96
					Textile bags—not made in textile mills	2	

See footnote at end of table.

TABLE 12.—INDUSTRIES IN "OTHER INDUSTRIES" GROUPS—NUMBER OF ESTABLISHMENTS AND NUMBER OF WAGE EARNERS, FOR THE STATE, FOR THE NEW YORK CITY-NEWARK-JERSEY CITY AND PHILADELPHIA-CAMDEN INDUSTRIAL AREAS, AND FOR CAMDEN, ELIZABETH, JERSEY CITY, NEWARK, PATERSON, AND TRENTON: 1939—Continued

Group No. <sup>1</sup>	INDUSTRY	Number of establishments	Wage earners	Group No. <sup>1</sup>	INDUSTRY	Number of establishments	Wage earners
<b>JERSEY CITY—Continued</b>				<b>JERSEY CITY—Continued</b>			
4	Trimnings (not made in textile mills), stamped art goods, and art needlework—contract factories.....	1	-----	15	Clocks, watches, and materials and parts (except watchcases).....	1	-----
	Women's and misses' clothing, not elsewhere classified—made in contract factories.....	1	-----		Lighting fixtures.....	1	-----
	Women's, children's, and infants' underwear and nightwear of cotton and flannelette woven fabrics.....	1	-----		Nonferrous-metal foundries (except aluminum).....	3	31
	Women's, children's, and infants' underwear and nightwear of silk and rayon woven fabrics.....	2	-----		Nonferrous-metal products not elsewhere classified.....	3	112
6	Caskets, coffins, burial cases, and other morticians' goods.....	2	-----		Secondary smelting and refining of nonferrous metals, not elsewhere classified.....	1	-----
	Cooperage.....	3	78		Sheet-metal work not specifically classified.....	3	20
	Cork products.....	2	-----		Silverware and plated ware.....	2	-----
	Household furniture, except upholstered.....	1	-----	16	Communication equipment.....	1	-----
	Office furniture.....	1	-----		Electrical products not elsewhere classified.....	1	-----
	Partitions, shelving, cabinet work, and office and store fixtures.....	2	-----		Electric lamps.....	1	-----
	Upholstered household furniture.....	2	-----		Generating, distribution, and industrial apparatus, and apparatus for incorporation in manufactured products, not elsewhere classified.....	2	-----
	Venetian blinds.....	1	-----	17	Elevators, escalators, and conveyors.....	1	-----
	Window and door screens and weather strip.....	1	-----		Industrial machinery, not elsewhere classified.....	3	438
	Window shades.....	1	-----		Internal-combustion engines.....	1	-----
	Wooden boxes except cigar boxes.....	2	-----		Machine-shop repairs.....	2	-----
	Wood products not elsewhere classified.....	1	-----		Metalworking machinery and equipment, not elsewhere classified.....	1	-----
7	Converted paper products not elsewhere classified.....	1	-----		Printing-trades machinery and equipment.....	1	-----
	Die-cut paper and paperboard, and converted cardboard.....	2	-----		Refrigerators, domestic (mechanical and absorption), refrigeration machinery and equipment, and complete air-conditioning units.....	1	-----
	Fiber cans, tubes, and similar products.....	2	-----		Scales and balances.....	2	-----
8	Bookbinding and related industries.....	6	244		Textile machinery.....	2	-----
	Books: printing without publishing.....	3	812	18	Motor vehicles, motor-vehicles bodies, parts and accessories.....	3	-----
	Engraving (steel, copperplate, and wood); plate printing.....	1	-----		Artists' materials.....	1	-----
	Machine and hand typesetting (including advertisement typesetting).....	1	-----	20	Beauty-shop and barber-shop equipment.....	1	-----
	Newspapers: publishing and printing.....	3	100		Brooms.....	1	-----
	Newspapers: publishing without printing.....	1	-----		Costume jewelry and costume novelties (jewelry other than fine jewelry).....	1	-----
	Periodicals: publishing and printing.....	1	-----		Dental equipment and supplies.....	1	-----
9	Cleaning and polishing preparations, blackings, and dressings.....	2	-----		Dolls (except rubber).....	1	-----
	Compressed and liquefied gases—not made in petroleum refineries or in natural-gasoline plants.....	1	-----		Feathers, plumes, and artificial flowers.....	1	-----
	Glue and gelatin.....	1	-----		Furs, dressed and dyed.....	2	-----
	Grease and tallow (except lubricating greases).....	1	-----		Lamp shades.....	1	-----
	Lubricating oils and greases—not made in petroleum refineries.....	2	-----		Musical instruments, parts, and materials not elsewhere classified.....	1	-----
	Printing ink.....	1	-----		Pencils (except mechanical) and crayons.....	4	618
	Soap and glycerin.....	3	1,807		Professional and scientific instruments (except surgical and dental).....	1	-----
	Tanning materials, natural dyestuffs, mordants, assistants, and sizes.....	6	104		Sporting and athletic goods not elsewhere classified.....	1	-----
	Vegetable and animal oils, not elsewhere classified.....	1	-----		Surgical supplies and equipment not elsewhere classified; orthopedic appliances.....	1	-----
10	Petroleum refining.....	1	-----		Tobacco pipes and cigarette holders.....	2	-----
	Roofing, built-up and roll; asphalt shingles; roof coating (except paint).....	1	-----	<b>NEWARK</b>			
12	Boot and shoe cut stock and findings.....	1	-----	1	Baking powder, yeast, and other leavening compounds.....	1	-----
	Leather gloves and mittens.....	1	-----		Candy and other confectionery products.....	3	8
	Leather goods not elsewhere classified.....	3	74		Cheese.....	1	-----
	Small leather goods.....	2	-----		Chewing gum.....	2	-----
	Women's pocketbooks, handbags, and purses.....	2	-----		Chocolate and cocoa products.....	2	-----
13	Abrasive wheels, stones, paper, cloth, and related products.....	1	-----		Cooking and other edible fats and oils, not elsewhere classified.....	1	-----
	Clay refractories, including refractory cement (clay).....	1	-----		Cured fish.....	1	-----
	Concrete products.....	2	-----		Flavoring extracts and flavoring sirups, not elsewhere classified.....	1	-----
	Glass containers.....	1	-----		Liquors, rectified or blended.....	1	-----
	Minerals and earths, ground or otherwise treated.....	1	-----		Macaroni, spaghetti, vermicelli, and noodles.....	1	-----
	Nonclay refractories.....	2	-----		Pickled fruits and vegetables and vegetable sauces and seasonings.....	3	44
	Statuary and art goods (except stone and concrete)—factory production.....	4	-----		Preserves, jams, jellies, and fruit butters.....	1	-----
	Steam and other packing; pipe and boiler covering.....	2	-----		Salad dressings.....	1	-----
14	Cold-rolled steel sheets and strip and cold-finished steel bars made in plants not operated in connection with hot-rolling mills.....	1	-----		Vinegar and cider.....	1	-----
	Cutlery (except aluminum, silver, and plated cutlery) and edge tools.....	1	-----		Wines.....	1	-----
	Enameled-iron sanitary ware and other plumbers' supplies (not including pipe and vitreous and semi-vitreous china sanitary ware).....	2	-----	2	Cigars.....	10	-----
	Forgings, iron and steel—made in plants not operated in connection with rolling mills.....	3	48		Tobacco (chewing and smoking) and snuff.....	1	-----
	Oil burners, domestic and industrial.....	1	-----	3	Batting, padding, and wadding; upholstery filling.....	1	-----
	Stamped and pressed metal products (except automobile stampings).....	2	-----		Carpets and rugs, wool.....	1	-----
	Steel barrels, kegs, and drums.....	1	-----		Cotton narrow fabrics.....	1	-----
	Steel works and rolling mills.....	1	-----		Cotton thread.....	1	-----
	Stoves, ranges, water heaters, and hot-air furnaces (except electric).....	3	133		Felt goods, wool, hair, and jute (except woven felts and hat bodies and hats).....	2	-----
	Tin cans and other tinware not elsewhere classified.....	2	-----		Hat bodies and hats, fur-felt.....	2	-----
	Vitreous enameled products, including kitchen, household, and hospital utensils.....	1	-----		Hatters' fur.....	7	-----
					Hosiery—full-fashioned.....	1	-----
					Knitted cloth.....	1	-----
					Knitted underwear (except knit gloves)—contract factories.....	1	-----
					Processed waste and recovered wool fibers—regular factories or jobbers engaging contractors.....	1	-----
					Woolen and worsted manufactures—regular factories or jobbers engaging contractors.....	1	-----

See footnote at end of table.



TABLE 12.—INDUSTRIES IN "OTHER INDUSTRIES" GROUPS—NUMBER OF ESTABLISHMENTS AND NUMBER OF WAGE EARNERS, FOR THE STATE, FOR THE NEW YORK CITY-NEWARK-JERSEY CITY AND PHILADELPHIA-CAMDEN INDUSTRIAL AREAS, AND FOR CAMDEN, ELIZABETH, JERSEY CITY, NEWARK, PATERSON, AND TRENTON: 1939—Continued

Group No. <sup>1</sup>	INDUSTRY	Number of establishments	Wage earners	Group No. <sup>1</sup>	INDUSTRY	Number of establishments	Wage earners
NEWARK—Continued				NEWARK—Continued			
4	Belts (apparel), regardless of material	1		14	Bolts, nuts, washers, and rivets—made in plants not operated in connection with rolling mills	2	
	Canvas products (except bags)	3	108		Cast-iron pipe and fittings	1	
	Children's and infants' wear not elsewhere classified—made in inside factories or by jobbers engaging contractors	3	423		Cold-rolled steel sheets and strip and cold-finished steel bars made in plants not operated in connection with hot-rolling mills	1	
	Children's coats—made in contract factories	2			Doors, window sash, frames, molding, and trim (made of metal)	1	
	Children's coats—made in inside factories or by jobbers engaging contractors	1			Enameling, japanning, and lacquering	3	
	Clothing, leather and sheep-lined	2			Firearms	1	
	Curtains, draperies, and bedspreads—made in regular factories or by jobbers engaging contractors	1			Galvanizing and other coating—carried on in plants not operated in connection with rolling mills	2	
	Dress and semidress gloves and mittens: cloth, cloth and leather combined	1			Gray-iron and semisteel castings	3	121
	Fur coats and other fur garments, accessories, and trimmings	1			Malleable-iron castings	2	
	Handkerchiefs—made in inside factories or by jobbers engaging contractors	1			Oil burners, domestic and industrial	2	
	House dresses, uniforms, and aprons—made in inside factories or by jobbers engaging contractors	2			Power boilers and associated products	3	70
	Men's and boys' shirts (except work shirts), collars, and nightwear—made in contract factories	3	319		Saws	1	
	Men's and boys' shirts (except work shirts), collars, and nightwear—made in inside factories or by jobbers engaging contractors	1			Steam fittings, regardless of material	4	184
	Men's and boys' underwear—made in inside factories or by jobbers engaging contractors	1			Steel barrels, kegs, and drums	1	
	Millinery	1			Steel castings	2	
	Raincoats and other waterproof garments (except oiled cotton)	1		15	Stoves, ranges, water heaters, and hot-air furnaces (except electric)	2	
	Textile bags—not made in textile mills	1			Tin cans and other tinware not elsewhere classified	1	
	Trimnings (not made in textile mills), stamped art goods, and art needlework—contract factories	1			Alloying; and rolling and drawing of nonferrous metals, except aluminum	4	55
	Trimnings (not made in textile mills), stamped art goods, and art needlework—made in regular factories or by jobbers engaging contractors	1			Aluminum products (including rolling and drawing and extruding), not elsewhere classified	2	
	Trousers (semidress), wash suits, and washable service apparel	2			Aluminum ware, kitchen, hospital, and household (except electrical appliances)	1	
	Women's and misses' dresses (except house dresses)—made in inside factories or by jobbers engaging contractors	2			Clocks, watches, and materials and parts (except watch-cases)	1	
	Women's, children's, and infants' underwear and nightwear of silk and rayon woven fabrics	3	67		Collapsible tubes	1	
	Work clothing (except work shirts), sport garments (except leather), and other men's and boys' apparel, not elsewhere classified	1			Engraving on metal (except for printing purposes)	3	
6	Caskets, coffins, burial cases, and other morticians' goods	3	81		Jewelers' findings and materials	6	
	Cigar boxes: wooden, part wooden	1			Jewelry (precious metals)	62	1,227
	Cooperage	1			Lapidary work	1	
	Cork products	1			Lighting fixtures	5	186
	Laboratory, hospital, and other professional furniture	1			Secondary smelting and refining, gold, silver, and platinum	12	
	Matches	1			Secondary smelting and refining of nonferrous metals, not elsewhere classified	2	
	Mirror frames and picture frames	1		16	Automotive electrical equipment	1	
	Office furniture	1			Batteries, storage and primary (dry and wet)	1	
	Public-building furniture	1			Communication equipment	7	218
	Window and door screens and weather strip	2			Electrical measuring instruments	2	
7	Coated and glazed paper	2			Electric lamps	10	1,766
	Converted paper products not elsewhere classified	1			Electric lamps	9	1,908
	Fiber cans, tubes, and similar products	1			Wiring devices and supplies	2	
	Paper and paperboard mills	1			X-ray and therapeutic apparatus and electronic tubes	3	
	Paper bags, except those made in paper mills	3	138	17	Blowers; exhaust and ventilating fans	1	
	Pulp goods (pressed, molded)	1			Cars and trucks, industrial	1	
8	Books: printing without publishing	6	112		Internal-combustion engines	1	
	Books: publishing without printing	2			Machine tools	2	
	Electrotyping and stereotyping, not done in printing establishments	4			Measuring and dispensing pumps	1	
	Newspapers: publishing without printing	1			Measuring instruments, mechanical (except electrical measuring instruments, watches, and clocks)	2	
	Periodicals: publishing and printing	2			Mechanical power-transmission equipment	2	
	Periodicals: publishing without printing	4	9		Metalworking machinery and equipment, not elsewhere classified	7	1,142
9	Coal-tar products, crude and intermediate	3	165		Scales and balances	2	
	Compressed and liquefied gases—not made in petroleum refineries or in natural-gasoline plants	4	76		Special-industry machinery, not elsewhere classified	2	
	Mucilage, paste, and other adhesives, except glue and rubber cement	2			Vending, amusement, and other coin-operated machines	1	
	Plastic materials	1		18	Motor vehicles, motor-vehicle bodies, parts and accessories	12	604
	Printing ink	5	53	19	Aircraft and parts, including aircraft engines	1	
	Soap and glycerin	3	22		Boat building and boat repairing	1	
10	Roofing, built-up and roll; asphalt shingles; roof coating (except paint)	3	16	20	Artists' materials	2	
12	Boot and shoe cut stock and findings	1			Beauty-shop and barber-shop equipment	1	
	Footwear (except rubber)	2			Costume jewelry and costume novelties (jewelry other than fine jewelry)	2	
	Industrial leather belting and packing leather	3	8		Dental equipment and supplies	2	
	Leather goods not elsewhere classified	7	258		Dolls (except rubber)	1	
	Saddlery, harness, and whips	1			Fire extinguishers, chemical	1	
	Small leather goods	1			Furs, dressed and dyed	6	790
	Women's pocketbooks, handbags, and purses	2			Hand stamps, stencils, and brands	10	51
13	Gypsum products	1			Jewelry cases and instrument cases	3	63
	Pottery products not elsewhere classified	1			Miscellaneous fabricated products not elsewhere classified	9	486
	Steam and other packing; pipe and boiler covering	1			Needles, pins, hooks and eyes, and slide and snap fasteners	2	
	Tableware, pressed or blown glass, and glassware not elsewhere classified	1			Pens, mechanical pencils, and pen points	2	
	Wallboard and wall plaster (except gypsum), building insulation (except mineral wool), and floor composition	1			Photographic apparatus and materials and projection equipment (except lenses)	1	
		1			Pianos	1	
		1			Professional and scientific instruments (except surgical and dental)	3	17
		1			Soda fountains, beer dispensing equipment, and related products	1	
		1			Surgical and medical instruments	1	
		1			Surgical supplies and equipment not elsewhere classified; orthopedic appliances	2	
		1			Umbrellas, parasols, and canes	2	

See footnote at end of table.



TABLE 12.—INDUSTRIES IN "OTHER INDUSTRIES" GROUPS—NUMBER OF ESTABLISHMENTS AND NUMBER OF WAGE EARNERS, FOR THE STATE, FOR THE NEW YORK CITY-NEWARK-JERSEY CITY AND PHILADELPHIA-CAMDEN INDUSTRIAL AREAS, AND FOR CAMDEN, ELIZABETH, JERSEY CITY, NEWARK, PATERSON, AND TRENTON: 1939—Continued

Group No. <sup>1</sup>	INDUSTRY	Number of establishments	Wage earners	Group No. <sup>1</sup>	INDUSTRY	Number of establishments	Wage earners
PATERSON				PATERSON—Continued			
1	Cereal preparations.....	1	—	8	Newspapers: publishing without printing.....	1	—
	Cured fish.....	1	—		Periodicals: publishing and printing.....	1	—
	Flavoring extracts and flavoring sirups, not elsewhere classified.....	1	—		Periodicals: publishing without printing.....	1	—
	Food preparations, not elsewhere classified.....	1	—		Photoengraving, not done in printing establishments (including preparation of plates).....	1	—
	Ice cream and ices.....	4	51	9	Chemicals not elsewhere classified.....	1	—
	Malt.....	1	—		Colors and pigments.....	2	—
	Malt liquors.....	1	—		Drugs and medicines (including drug grinding).....	1	—
	Meat packing, wholesale.....	1	—		Glue and gelatin.....	1	—
	Wines.....	1	—		Hardwood distillation and charcoal manufacture.....	1	—
2	Cigars.....	1	—		Perfumes, cosmetics, and other toilet preparations.....	3	119
	Tobacco (chewing and smoking) and snuff.....	1	—		Soap and glycerin.....	3	10
3	Carpets, rugs, and mats made from such materials as paper fiber, grass, jute, flax, sisal, cotton, cocoa fiber, and rags.....	2	—		Tanning materials, natural dyestuffs, mordants, assistants, and sizes.....	3	28
	Cloth sponging and miscellaneous special finishing.....	1	—	11	Rubber products not elsewhere classified.....	1	—
	Cotton broad woven goods.....	2	—	12	Boot and shoe cut stock and findings.....	1	—
	Cotton yarn.....	2	—		Industrial leather belting and packing leather.....	1	—
	Hatters' fur.....	1	—		Suitcases, brief cases, bags, trunks, and other luggage.....	1	—
	Jute goods (except felt).....	1	—		Women's pocketbooks, handbags, and purses.....	1	—
	Knitted cloth.....	1	—	13	Asbestos products (except steam packing and pipe and boiler covering).....	2	—
	Knitted outerwear (except knit gloves)—regular factories or jobbers engaging contractors.....	1	—		Concrete products.....	1	—
	Lace goods.....	3	168		Mirrors and other glass products made of purchased glass.....	2	—
	Linen goods.....	1	—		Monuments, tombstones, cut-stone, and stone products not elsewhere classified.....	1	—
	Rayon yarn and thread, spun or thrown—regular factories or jobbers engaging contractors.....	4	136	14	Doors, window sash, frames, molding, and trim (made of metal).....	1	—
	Silk throwing and spinning—contract factories.....	5	273		Gray-iron and semisteel castings.....	3	358
	Silk yarn and thread, spun or thrown—regular factories or jobbers engaging contractors.....	1	—		Heating and cooking apparatus, except electric, not elsewhere classified.....	1	—
	Woolen and worsted manufactures—contract factories.....	1	—		Power boilers and associated products.....	2	—
	Woolen and worsted manufactures—regular factories or jobbers engaging contractors.....	1	—	15	Electroplating, plating, and polishing.....	2	—
4	Canvas products (except bags).....	1	—		Nonferrous-metal foundries (except aluminum).....	1	—
	Children's and infants' wear not elsewhere classified—made in contract factories.....	1	—		Nonferrous-metal products not elsewhere classified.....	1	—
	Children's coats—made in inside factories or by jobbers engaging contractors.....	1	—	16	Electrical appliances.....	1	—
	Coats, suits, and skirts (except fur coats)—made in inside factories or by jobbers engaging contractors.....	1	—		Insulated wire and cable.....	1	—
	Curtains, draperies, and bedspreads—made in regular factories or by jobbers engaging contractors.....	1	—	17	Industrial machinery, not elsewhere classified.....	2	—
	House dresses, uniforms, and aprons—made in contract factories.....	2	—		Machine-shop products, not elsewhere classified.....	3	31
	House dresses, uniforms, and aprons—made in inside factories or by jobbers engaging contractors.....	2	—		Machine-shop repairs.....	2	—
	Men's and boys' hats and caps (except felt and straw).....	1	—		Mechanical power-transmission equipment.....	1	—
	Men's and boys' shirts (except work shirts), collars, and nightwear—made in contract factories.....	1	—		Printing-trades machinery and equipment.....	1	—
	Men's and boys' shirts (except work shirts), collars, and nightwear—made in inside factories or by jobbers engaging contractors.....	4	1,082		Refrigerators, domestic (mechanical and absorption), refrigeration machinery and equipment, and complete air-conditioning units.....	2	—
	Men's and boys' suits, coats, and overcoats (except work clothing)—made in contract factories.....	1	—		Special-industry machinery, not elsewhere classified.....	1	—
	Miscellaneous fabricated textile products not elsewhere classified.....	1	—	19	Aircraft and parts, including aircraft engines.....	1	—
	Women's and misses' blouses and waists—made in inside factories or by jobbers engaging contractors.....	1	—	20	Brushes.....	1	—
	Women's and misses' clothing, not elsewhere classified—made in contract factories.....	1	—		Furs, dressed and dyed.....	1	—
	Women's and misses' clothing, not elsewhere classified—made in inside factories or by jobbers engaging contractors.....	1	—		Lamp shades.....	1	—
	Women's, children's, and infants' underwear and nightwear of silk and rayon woven fabrics.....	4	1,395		Pencils (except mechanical) and crayons.....	1	—
	Work clothing (except work shirts), sport garments (except leather), and other men's and boys' apparel, not elsewhere classified.....	3	39		Professional and scientific instruments (except surgical and dental).....	1	—
5	Planing mills not operated in conjunction with saw-mills.....	3	54		Sporting and athletic goods not elsewhere classified.....	1	—
	Plywood mills.....	1	—	TRENTON			
6	Caskets, coffins, burial cases, and other morticians' goods.....	1	—	1	Biscuit, crackers, and pretzels.....	3	44
	Household furniture, except upholstered.....	2	—		Candy and other confectionery products.....	1	—
	Mattresses and bedsprings.....	3	5		Canned and dried fruits and vegetables (including canned soups).....	1	—
	Mirror frames and picture frames.....	1	—		Ice cream and ices.....	2	—
	Partitions, shelving, cabinet work, and office and store fixtures.....	1	—		Malt liquors.....	1	—
	Venetian blinds.....	1	—		Meat packing, wholesale.....	5	43
	Window and door screens and weather strip.....	1	—		Pickled fruits and vegetables, and vegetable sauces and seasonings.....	1	—
	Wood products not elsewhere classified.....	2	—		Prepared feeds (including mineral) for animals and fowls.....	1	—
7	Converted paper products not elsewhere classified.....	1	—	2	Cigars.....	3	2,249
	Die-cut paper and paperboard, and converted cardboard.....	6	62	3	Cotton yarn.....	1	—
	Wallpaper.....	1	—		Hosiery—full-fashioned.....	1	—
8	Bookbinding and related industries.....	2	—		Woolen and worsted manufactures—regular factories or jobbers engaging contractors.....	2	—
	Books: printing without publishing.....	1	—	4	Canvas products (except bags).....	1	—
	Machine and hand typesetting (including advertisement typesetting).....	1	—		Children's dresses—made in inside factories or by jobbers engaging contractors.....	1	—
					Clothing, leather and sheep-lined.....	1	—
					Men's and boys' hats and caps (except felt and straw).....	2	—
					Men's and boys' shirts (except work shirts), collars, and nightwear—made in inside factories or by jobbers engaging contractors.....	3	55
					Men's and boys' suits, coats, and overcoats (except work clothing)—made in inside factories or by jobbers engaging contractors.....	2	—

See footnote at end of table.

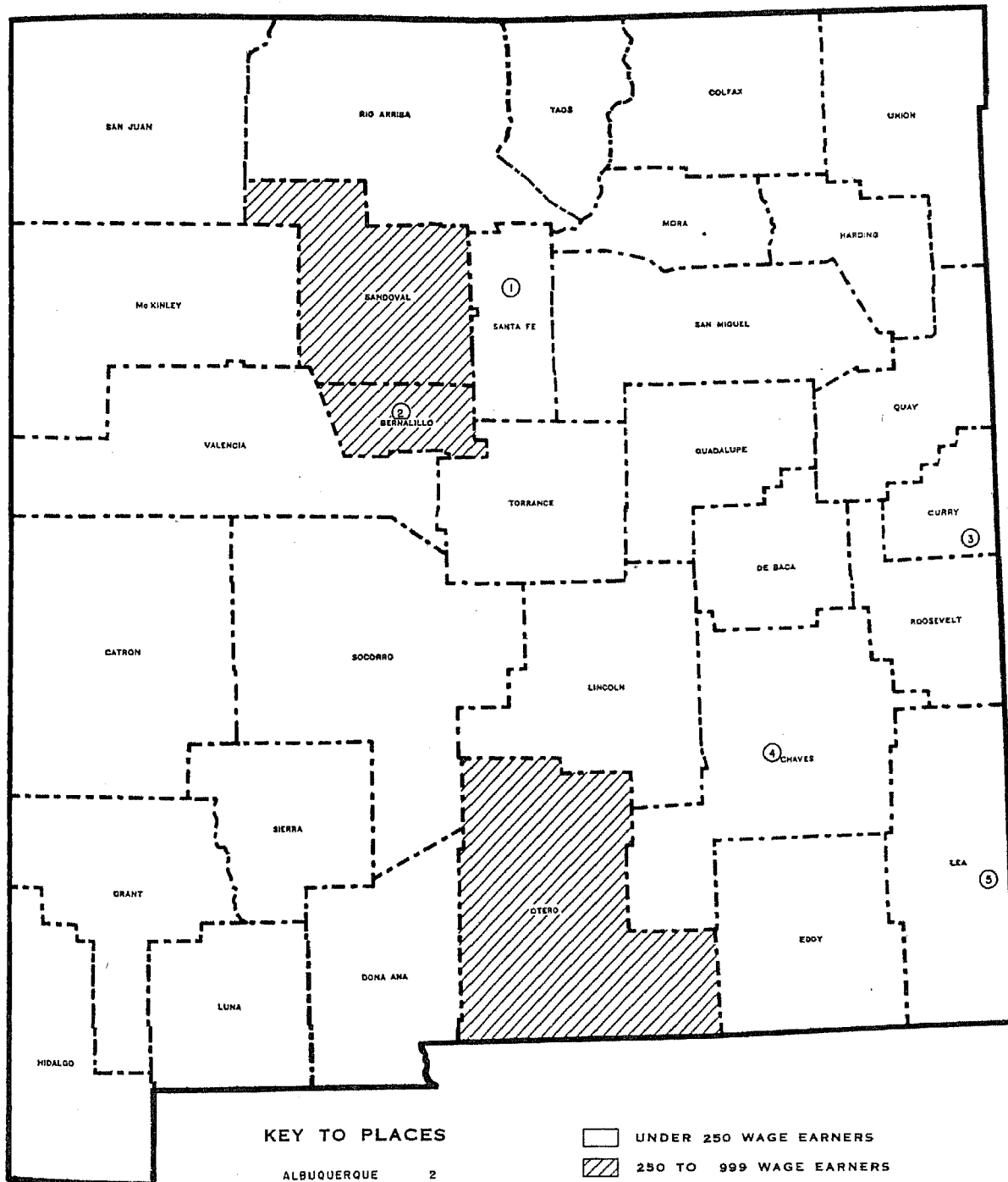
TABLE 12.—INDUSTRIES IN "OTHER INDUSTRIES" GROUPS—NUMBER OF ESTABLISHMENTS AND NUMBER OF WAGE EARNERS, FOR THE STATE, FOR THE NEW YORK CITY-NEWARK-JERSEY CITY AND PHILADELPHIA-CAMDEN INDUSTRIAL AREAS, AND FOR CAMDEN, ELIZABETH, JERSEY CITY, NEWARK, PATERSON, AND TRENTON: 1939—Continued

Group No. <sup>1</sup>	INDUSTRY	Number of establishments	Wage earners	Group No. <sup>1</sup>	INDUSTRY	Number of establishments	Wage earners
TRENTON—Continued				TRENTON—Continued			
4	Millinery	1		14	Enameled-iron sanitary ware and other plumbers' supplies (not including pipe and vitreous and semi-vitreous china sanitary ware)	1	
	Trousers (semidress), wash suits, and washable service apparel	1			Fabricated structural steel and ornamental metalwork, made in plants not operated in connection with rolling mills	3	400
	Women's and misses' blouses and waists—made in contract factories	2			Forgings, iron and steel—made in plants not operated in connection with rolling mills	1	
	Women's and misses' dresses (except house dresses)—made in contract factories	1			Gray-iron and semisteel castings	1	
	Work clothing (except work shirts), sport garments (except leather), and other men's and boys' apparel, not elsewhere classified	1			Hardware not elsewhere classified	1	
	Work shirts	1			Steel works and rolling mills	1	
5	Planing mills not operated in conjunction with sawmills	1			Stoves, ranges, water heaters, and hot-air furnaces (except electric)	1	
6	Household furniture, except upholstered	1			Tin cans and other tinware not elsewhere classified	1	
	Upholstered household furniture	2			Vitreous enameled products, including kitchen, household, and hospital utensils	1	
	Venetian blinds	1			Wire drawn from purchased rods	2	
	Wooden boxes except cigar boxes	2			Wirework not elsewhere classified	2	
7	Fiber cans, tubes, and similar products	1		15	Electroplating, plating, and polishing	1	
	Paperboard containers and boxes not elsewhere classified	2			Engraving on metal (except for printing purposes)	1	
8	Bookbinding and related industries	1			Lighting fixtures	1	
	Books: printing without publishing	2			Nonferrous-metal products not elsewhere classified	1	
	Engraving (steel, copperplate, and wood); plate printing	2			Secondary smelting and refining of nonferrous metals, not elsewhere classified	1	
	Newspapers: publishing and printing	2			Sheet-metal work not specifically classified	1	
	Newspapers: publishing without printing	2		16	Communication equipment	1	
	Periodicals: publishing without printing	1			Electric lamps	1	
	Photoengraving, not done in printing establishments (including preparation of plates)	1			Generating, distribution, and industrial apparatus, and apparatus for incorporation in manufactured products, not elsewhere classified	1	
9	Chemicals not elsewhere classified	1			Wiring devices and supplies	2	
	Cleaning and polishing preparations, blackings, and dressings	1		17	Agricultural machinery (except tractors)	1	
	Colors and pigments	1			Machine-shop repairs	2	
	Fertilizers	1			Printing-trades machinery and equipment	1	
	Paints, varnishes, and lacquers	1			Refrigerators, domestic (mechanical and absorption), refrigeration machinery and equipment, and complete air-conditioning units	2	
10	Paving blocks and paving mixtures: asphalt, creosoted wood, and composition	1			Scales and balances	1	
11	Reclaimed rubber	1			Special-industry machinery, not elsewhere classified	5	110
12	Women's pocketbooks, handbags, and purses	2		18	Motor vehicles, motor-vehicle bodies, parts and accessories	2	
13	Clay refractories, including refractory cement (clay)	2		19	Aircraft and parts, including aircraft engines	1	
	Concrete products	1		20	Brushes	1	
	Hotel china	1			Dolls (except rubber)	1	
	Minerals and earths, ground or otherwise treated	1			Fabricated plastic products, not elsewhere classified	1	
	Mineral wool	1			Hand stamps, stencils, and brands	1	
	Monuments, tombstones, cut-stone, and stone products not elsewhere classified	1			Models and patterns (except paper patterns)	1	
	Nonclay refractories	1			Photographic apparatus and materials and projection equipment (except lenses)	1	
	Pottery products not elsewhere classified	5	583		Signs, advertising displays, and advertising novelties	2	
	Vitreous-china plumbing fixtures	2			Sporting and athletic goods not elsewhere classified	2	

<sup>1</sup> For group titles, see GENERAL EXPLANATIONS—Changes in number of industries and of industry groups, sec. 27.

# NEW MEXICO

DENSITY OF WAGE-EARNER EMPLOYMENT, BY COUNTIES: 1939



## KEY TO PLACES

ALBUQUERQUE	2
ROSWELL	4
GLOVIS	3
HOBBS	5
SANTA FE	1

- UNDER 250 WAGE EARNERS
- 250 TO 999 WAGE EARNERS
- PLACES OF 10,000 TO 99,999 POPULATION

Prepared by the Bureau of the Census, Department of Commerce

# NEW MEXICO

TABLE 1.—SUMMARY FOR THE STATE: 1939, 1937, AND 1929

CENSUS YEAR	Number of establishments	Proprietors and firm members	Number of persons employed in manufacturing <sup>1</sup>	Salaries and wages <sup>1</sup>	Cost of materials, supplies, fuel, purchased electric energy, and contract work <sup>2</sup>	Value of products <sup>3</sup>	Value added by manufacture <sup>4</sup>
1939.....	272	266	3,772	\$3,840,381	\$16,411,877	\$25,123,641	\$8,711,764
1937.....	241	201	4,189	3,769,627	11,485,017	20,598,868	9,113,861
1929.....	237	164	3,329	3,716,538	8,367,902	16,450,361	8,682,450

<sup>1</sup> Figure for 1939 does not include data for employees of manufacturing establishments (except salaried officers of corporations) who were engaged in distribution, construction, and other nonmanufacturing work. For detail, see table 8. It is not known to what extent data for such nonmanufacturing employees were included in figures reported for earlier years. See GENERAL EXPLANATIONS—Persons engaged—general classification.

<sup>2</sup> The aggregates for cost of materials, etc., and value of products include large amounts of duplication due to the use of the products of some industries as materials by others. See GENERAL EXPLANATIONS—Duplication in cost of materials and value of products.

<sup>3</sup> Value of products less cost of materials, supplies, fuel, purchased electric energy, and contract work. See GENERAL EXPLANATIONS—Value added by manufacture.

TABLE 2.—SUMMARY FOR COUNTIES AND PLACES: 1939

	Population, 1940	Number of establishments	Wage earners (average for year) <sup>1</sup>	Wages <sup>2</sup>	Cost of materials, supplies, fuel, purchased electric energy, and contract work <sup>3</sup>	Value of products <sup>4</sup>	Value added by manufacture <sup>5</sup>
The State.....	531,818	272	3,250	\$2,912,993	\$16,411,877	\$25,123,641	\$8,711,764
COUNTIES <sup>6</sup>							
Bernalillo.....	69,391	54	926	804,729	2,926,938	5,515,157	2,588,219
Catron.....	4,881	7	74	48,441	40,847	119,196	78,349
Chaves.....	23,980	20	163	147,124	1,171,904	2,137,054	966,150
Colfax.....	18,718	9	59	52,313	124,423	301,253	176,530
Curry.....	18,159	15	97	95,446	469,071	845,605	376,534
De Baca <sup>7</sup> .....	3,725	1					
Dona Ana.....	30,411	11	153	109,191	700,938	1,135,127	434,189
Eddy.....	24,311	17	158	195,827	1,808,611	2,679,966	871,355
Grant <sup>8</sup> .....	20,050	7	114				
Guadalupe <sup>9</sup> .....	8,640	2					
Harding <sup>10</sup> .....	4,374						
Hidalgo <sup>11</sup> .....	4,821	2					
Lea.....	21,154	11	52	79,189	115,690	382,510	266,820
Lincoln <sup>12</sup> .....	8,557	2					
Luna.....	6,457	6	28	26,282	107,612	191,850	83,738
McKinley.....	23,641	10	61	49,949	95,048	242,816	147,768
Mora <sup>13</sup> .....	10,981	1					
Otero.....	10,522	11	376	293,730	877,046	1,476,572	599,526
Quay.....	12,111	7	26	29,911	80,620	147,273	66,653
Rio Arriba.....	25,352	9	95	75,181	140,648	283,396	142,848
Roosevelt.....	14,549	10	84	54,652	648,810	809,520	160,710
Sandoval.....	13,898	6	321	287,443	430,216	895,745	465,529
San Juan <sup>14</sup> .....	17,115	6	17				
San Miguel.....	27,910	7	42	47,851	102,069	248,901	146,832
Santa Fe.....	30,825	18	131	116,963	242,159	628,182	386,023
Sierra <sup>15</sup> .....	6,962	2					
Socorro <sup>16</sup> .....	11,422	2					
Taos <sup>17</sup> .....	18,528	3	19				
Torrance <sup>18</sup> .....	11,026	2					
Union.....	9,095	4	10	11,130	22,578	57,840	35,268
Valencia.....	20,245	10	201	136,037	202,634	457,695	255,061
Undistributed <sup>19</sup> .....		30	195	249,604	6,104,115	6,568,477	464,362
PLACES HAVING 10,000 OR MORE INHABITANTS							
Albuquerque.....	35,440	30	408	415,193	933,234	2,558,083	1,624,849
Clovis <sup>20</sup> .....	10,065	14	93				
Hobbs <sup>21</sup> .....	10,619	9	50				
Roswell <sup>22</sup> .....	13,482	18	137				
Santa Fe.....	20,325	18	131	116,963	242,159	628,182	386,023

<sup>1</sup> Not including salaried officers and employees nor nonmanufacturing wage earners. The figure for each county or place is an average of the numbers reported for the several months of the year. In calculating it, equal weight must be given to full-time and to part-time wage earners (not reported separately by the manufacturers), and for this reason it exceeds the number that would have been required to perform the work done in the industries if all wage earners had been continuously employed throughout the year. The quotient obtained by dividing the amount of wages by the average number of wage earners cannot, therefore, be accepted as representing the average wage received by full-time wage earners. Each of the averages in this column is correct to the nearest unit, despite the fact that the averages for the several counties do not add exactly to the average for the State. In making comparisons between the figures for 1939 and those for earlier years, the possibility that the proportion of part-time employment varied from year to year should be taken into account.

<sup>2</sup> Profits and losses cannot be calculated from the census figures because no data are collected for certain expense items, such as interest, rent, depreciation, taxes, insurance, and advertising.

<sup>3</sup> See GENERAL EXPLANATIONS—Duplication in cost of materials and value of products.

<sup>4</sup> Value of products less cost of materials, supplies, fuel, purchased electric energy, and contract work. See GENERAL EXPLANATIONS—Value added by manufacture.

<sup>5</sup> For numbers of establishments by "Industry groups," see table 9.

<sup>6</sup> Figures omitted have been withheld to avoid disclosing exact or approximate data for individual establishments; they are included in the "Undistributed" figures.

<sup>7</sup> No manufacturing reported.

<sup>8</sup> The "Undistributed" figure for number of establishments and a part of the "Undistributed" figure for number of wage earners are included above in the items for the respective counties. The sums of the figures in these two columns are, therefore, larger than the corresponding State totals.

<sup>9</sup> Figures omitted have been withheld to avoid disclosing exact or approximate data for individual establishments.

TABLE 3.—PERSONS EMPLOYED IN MANUFACTURING ESTABLISHMENTS, BY SEX: 1939 AND 1929

[The 1939 questionnaire, for the first time, called for data on the total number of employees in manufacturing establishments, including those engaged wholly or chiefly in distribution, construction, and other nonmanufacturing activities. It is not known to what extent data for such employees were included in the figures reported for earlier years. This table presents detailed figures for employees receiving pay at any time within the normal pay-roll period ended nearest Oct. 14, 1939, and for such employees on the pay roll on Dec. 14, 1929, or on the nearest representative date. The total for "Wage earners engaged in manufacturing" is not identical with the average for the year (given in other tables), and differs from the number reported for October 1939 or for December 1929, because for both years some manufacturers gave wage-earner figures for months other than those specified. See GENERAL EXPLANATIONS—Persons engaged—general classification]

CLASS AND SEX	1939 (Oct. 14) <sup>1</sup>	1929 (Dec. 14) <sup>1</sup>	CLASS AND SEX	1939 (Oct. 14) <sup>1</sup>	1929 (Dec. 14) <sup>1</sup>
All classes, aggregate <sup>2</sup> .....	4,625	3,353	Salaried officers and employees—Continued.		
Male.....	4,146	3,199	All other employees, etc.—Continued.		
Female.....	479	154	Engaged in manufacturing:		
Salaried officers and employees, total.....	897	412	Male.....	333	(3)
Male.....	724	331	Female.....	163	
Female.....	173	81	Engaged in distribution:		
Salaried officers of corporations, total.....	80	73	Male.....	280	
Male.....	77	68	Female.....	60	
Female.....	9	5	Engaged in construction:		
All other employees (except wage earners in manufacturing), total.....	811	339	Male.....	22	
Male.....	647	263	Engaged in other work:		
Female.....	164	76	Male.....	12	
			Female.....	1	
			Wage earners engaged in manufacturing, total.....	3,728	2,941
			Male.....	3,422	2,868
			Female.....	306	73

<sup>1</sup> See headnote.

<sup>2</sup> Figures do not include data for 266 proprietors and firm numbers for 1939 and 164 for 1929, which were not reported by sex for 1939.

<sup>3</sup> No data.

TABLE 4.—WAGE EARNERS ENGAGED IN MANUFACTURING, BY MONTHS: 1939, 1937, AND 1929

[The figures for 1939 relate to wage earners engaged in manufacturing only. It is not known to what extent the figures for earlier years include data for nonmanufacturing wage earners. See headnote to table 3]

CENSUS YEAR	Average number employed during year <sup>1</sup>	NUMBER RECEIVING PAY DURING NORMAL PAY-ROLL PERIOD ENDED NEAREST 15TH OF MONTH—											
		January	February	March	April	May	June	July	August	September	October	November	December
1939.....	3,250	2,948	2,682	2,749	3,068	3,242	3,245	3,429	3,474	3,558	3,731	3,468	3,409
1937.....	3,683	3,341	3,166	3,206	3,607	3,818	3,909	4,178	4,054	4,623	4,036	3,669	3,186
1929.....	2,917	2,724	2,781	2,744	2,876	3,027	3,106	2,992	3,068	3,091	3,032	2,828	2,730

<sup>1</sup> See GENERAL EXPLANATIONS—Wage earners and wages.

## CENSUS OF MANUFACTURES: 1939

TABLE 5.—SUMMARY FOR ESTABLISHMENTS CLASSIFIED AS TO SIZE BY NUMBER OF WAGE EARNERS: 1939 AND 1929

SIZE CLASS	NUMBER OF ESTABLISHMENTS		WAGE EARNERS (AVERAGE FOR YEAR) <sup>1</sup>		VALUE OF PRODUCTS	VALUE ADDED BY MANUFACTURE <sup>2</sup>
	1939	1929	1939	1929	1939	1939
All establishments.....	272	237	3,250	2,917	\$25,123,641	\$8,711,764
No wage earners.....	7	5			79,928	35,321
1 to 5.....	138	163	371	465	3,100,898	1,635,480
6 to 20.....	94	46	988	495	6,443,289	2,978,401
21 to 50.....	23	13	740	398	5,603,455	2,146,867
51 to 100.....	6	4	428	287	7,795,823	938,164
101 to 250.....	3	3	723	361	2,100,248	977,531
251 to 500.....	1	3		911		

<sup>1</sup> See headnotes to tables 3 and 4.<sup>2</sup> See GENERAL EXPLANATIONS—Value added by manufacture.<sup>3</sup> Combined to avoid disclosing data for individual establishments.

TABLE 6.—SUMMARY FOR ESTABLISHMENTS CLASSIFIED AS TO SIZE BY VALUE OF PRODUCTS: 1939 AND 1929

SIZE CLASS	NUMBER OF ESTABLISHMENTS		WAGE EARNERS (AVERAGE FOR YEAR) <sup>1</sup>		VALUE OF PRODUCTS		VALUE ADDED BY MANUFACTURE <sup>2</sup>	
	1939	1929	1939	1929	1939	1929	1939	1929
All establishments.....	272	237	3,250	2,917	\$25,123,641	\$16,450,361	\$8,711,764	\$8,082,459
\$5,000 to \$19,999.....	118	126	414	378	1,310,862	1,318,926	834,860	858,389
\$20,000 to \$49,999.....	74	56	541	284	2,371,024	1,669,183	1,260,789	976,810
\$50,000 to \$99,999.....	42	23	625	294	2,825,524	1,567,075	1,567,787	761,001
\$100,000 to \$249,999.....	15	17	297	369	2,076,549	2,334,976	1,119,522	1,432,686
\$250,000 to \$499,999.....	12	8	528	722	4,253,302	3,089,581	1,690,507	1,721,468
\$500,000 to \$999,999.....	10	5	845	872	12,286,380	6,470,620	2,332,299	2,332,105
\$1,000,000 and over.....	1	2						

<sup>1</sup> See headnotes to tables 3 and 4.<sup>2</sup> See GENERAL EXPLANATIONS—Value added by manufacture.<sup>3</sup> Combined to avoid disclosing data for individual establishments.

TABLE 7.—ESTABLISHMENTS CLASSIFIED AS UNDER CORPORATE OR OTHER FORM OF OWNERSHIP (OR CONTROL) AND AS UNDER CENTRAL-ADMINISTRATIVE-OFFICE OR INDEPENDENT OPERATION: 1939 AND 1929

TYPE OF OWNERSHIP OR CONTROL, AND OF OPERATION	NUMBER OF ESTABLISHMENTS		WAGE EARNERS (AVERAGE FOR YEAR) <sup>1</sup>		VALUE OF PRODUCTS		VALUE ADDED BY MANUFACTURE <sup>2</sup>	
	1939	1929	1939	1929	1939	1929	1939	1929
Total.....	272	237	3,250	2,917	\$25,123,641	\$16,450,361	\$8,711,764	\$8,082,459
TYPE OF OPERATION								
1939 <sup>3</sup>								
Corporate ownership or control:								
Central-administrative-office (plural-unit).....	33	( <sup>4</sup> )	718	( <sup>4</sup> )	11,083,637	( <sup>4</sup> )	1,811,967	( <sup>4</sup> )
Independent (single-unit).....	58	( <sup>4</sup> )	1,270	( <sup>4</sup> )	7,969,958	( <sup>4</sup> )	3,779,799	( <sup>4</sup> )
Noncorporate ownership:								
Central-administrative-office (plural-unit).....	12	( <sup>4</sup> )	78	( <sup>4</sup> )	556,395	( <sup>4</sup> )	232,116	( <sup>4</sup> )
Independent (single-unit).....	169	( <sup>4</sup> )	1,184	( <sup>4</sup> )	5,513,351	( <sup>4</sup> )	2,887,882	( <sup>4</sup> )
1939 AND 1929 <sup>3</sup>								
Central-administrative-office (plural-unit), corporate and noncorporate.....	45	32	796	1,171	11,640,332	8,133,459	2,044,083	3,301,047
Independent (single-unit), corporate and noncorporate.....	227	205	2,454	1,746	13,483,369	8,316,902	6,667,681	4,781,412
TYPE OF OWNERSHIP OR CONTROL								
Corporate.....	91	86	1,988	2,298	19,053,895	13,338,008	5,591,766	6,439,559
Noncorporate, total.....	181	151	1,262	619	6,069,746	3,112,353	3,119,998	1,642,900
Individual.....	107	( <sup>4</sup> )	643	( <sup>4</sup> )	2,706,532	( <sup>4</sup> )	1,437,281	( <sup>4</sup> )
Partnership.....	73	( <sup>4</sup> )	( <sup>4</sup> )	( <sup>4</sup> )	( <sup>4</sup> )	( <sup>4</sup> )	( <sup>4</sup> )	( <sup>4</sup> )
Cooperative.....	1	( <sup>4</sup> )	619	( <sup>4</sup> )	3,363,214	( <sup>4</sup> )	1,682,717	( <sup>4</sup> )

<sup>1</sup> See headnotes to tables 3 and 4.

<sup>2</sup> See GENERAL EXPLANATIONS—Value added by manufacture.

<sup>3</sup> Because of changes in the questionnaire, no comparable figures for 1929 can be given for the first section of this table. For this reason, the items have been regrouped under "1939 and 1929" to present comparable figures so far as this can be done.

<sup>4</sup> No data.

<sup>5</sup> Figures for 1939 combined to avoid disclosing data for individual establishments; no data for 1929.

TABLE 8.—GENERAL STATISTICS FOR

[This table presents separate figures for each industry for which it is possible to publish such figures without disclosing exact or approximate data for individual which combined figures are given, however, reported larger numbers of wage

Group No.	INDUSTRY	*Number of establishments	*Pro-prietors and firm members	*PERSONS EMPLOYED IN MANUFACTURING ESTABLISHMENTS <sup>1</sup>						
				Total <sup>2</sup>	Salaried officers of corporations <sup>2</sup>	Manufacturing		Distri-bution	Con-struc-tion	Other
						Salaried employ-ees <sup>2</sup>	Wage earners (average for year) <sup>3</sup>			
1	All industries.....	272	266	4,147	80	436	3,250	340	22	13
2	1 Bread and other bakery products (except biscuit, crackers, and pretzels).....	44	57	392	3	22	321	42		4
3	13 Brick and hollow structural tile.....	4	2	128	5	7	116			
4	9 Cottonseed oil, cake, meal, and linters.....	4	1	107	4	23	78	2		
5	1 Creamery butter.....	5	4	57		7	42	8		
6	1 Flour and other grain-mill products.....	10	15	39	2	9	25	2	1	
7	8 General commercial (job) printing.....	11	16	61		4	55	2		
8	1 Ice cream and ices.....	8	6	72	1	16	31	24		
9	1 Ice, manufactured.....	15	12	112	4	11	97	30		
10	17 Machine-shop repairs.....	8	7	44	0	3	30	4	1	
11	6 Mattresses and bedsprings.....	3	2	15			15			
12	1 Meat packing, wholesale.....	3	1	131	1	15	91	19	5	
13	8 Newspapers: publishing and printing.....	40	42	405	16	108	237	44		
14	1 Nonalcoholic beverages.....	27	21	195	14	24	73	81		4
15	10 Petroleum refining.....	7	4	175	6	29	118	13	9	
16	5 Planing mills not operated in conjunction with sawmills.....	6	2	244	3	10	228	3		
17	1 Prepared feeds (including mineral) for animals and fowls.....	3	3	26	1	4	19	2		
18	5 Sawmills, veneer mills, and cooperage-stock mills, including those com-bined with logging camps and with planing mills.....	41	47	1,279	10	71	1,166	29	3	
19	3 Woolen and worsted manufactures—regular factories or jobbers engaging contractors.....	3		80	6	6	68			
20	Other industries <sup>4</sup> .....	39	28	816	12	92	643	56	8	5
OTHER INDUSTRIES, BY INDUSTRY GROUPS <sup>4</sup>										
21	1 Food and kindred products.....	12	10	220	2	20	171	22	5	
22	8 Printing, publishing, and allied industries.....	4	3	26		8	9	9		
23	13 Stone, clay, and glass products.....	5	2	61	1	7	49	4		
23	3 Textile-mill products and other fiber manufactures.....	3		80	6	6	63			
24	6 Furniture and finished lumber products.....	3	1	108		9	99			
15	Nonferrous metals and their products.....	4	7	225		31	176	14		4
4	Apparel and other finished products made from fabrics and similar mate-rials.....	2								
9	Chemicals and allied products.....	2								
12	Leather and leather products.....	1	5	96	3	11	71	7	3	1
14	Iron and steel and their products, except machinery.....	2								
20	Miscellaneous industries.....	1								

\*As the figures for number of establishments and for the personnel for those industries for which monetary items are withheld are given for the individual industries and are also included in the "Other industries" figures, the sums of the figures are larger than the totals shown for "All Industries."

<sup>1</sup> See headnote to table 3 and GENERAL EXPLANATIONS—Persons engaged—general classification.

<sup>2</sup> Figures do not include data for personnel of central-administrative offices.

<sup>3</sup> Each of the averages in the "Wage earners" column is correct to the nearest unit, despite the fact that the averages for the several industries do not add exactly to the 1939 average for all industries. See GENERAL EXPLANATIONS—Wage earners and wages.



## THE STATE, BY INDUSTRIES: 1939

establishments, and gives statistics for the remaining industries both in combination ("Other industries") and by industry groups. Certain of the industries for earners or larger values of products than some of those shown separately]

SALARIES AND WAGES							COST OF MATERIALS, SUPPLIES, FUEL, PURCHASED ELECTRIC ENERGY, AND CONTRACT WORK					Value of products	Value added by manufacture <sup>4</sup>
Total <sup>2</sup>	Salaries of officers of corporations <sup>3</sup>	Manufacturing		Distribution	Construction	Other	Total	Materials and supplies	Fuel	Purchased electric energy	Contract work		
Dollars	Dollars	Dollars	Dollars	Dollars	Dollars	Dollars	Dollars	Dollars	Dollars	Dollars	Dollars	Dollars	Dollars
4,236,690	295,059	632,329	2,912,993	357,384	28,062	10,863	16,411,877	15,178,253	506,613	234,023	402,988	25,123,641	8,711,764
361,289	4,775	25,103	208,344	20,266	-----	3,801	853,650	804,480	22,355	26,814	-----	1,756,121	902,471
93,121	17,097	11,744	64,280	-----	-----	-----	54,386	23,644	23,409	7,333	-----	160,141	105,755
118,215	11,076	33,088	69,851	3,300	-----	-----	849,023	825,311	14,768	8,839	105	1,164,676	315,653
62,273	-----	9,296	35,908	17,069	-----	-----	796,609	784,274	5,768	6,567	-----	927,109	130,491
42,471	5,880	12,085	20,949	2,172	1,385	-----	225,613	218,387	4,259	2,967	-----	297,298	71,685
81,978	-----	2,554	75,413	4,011	-----	-----	79,962	74,252	1,095	4,090	525	247,171	167,209
76,905	8,310	23,645	30,043	19,307	-----	-----	202,221	186,453	3,075	12,693	-----	352,522	150,301
124,780	10,420	15,187	72,487	26,061	631	-----	70,163	15,409	24,254	30,446	-----	335,857	208,089
86,951	10,813	3,945	54,191	7,152	1,850	-----	39,271	32,502	2,359	4,369	50	179,457	140,105
9,214	-----	-----	9,214	-----	-----	-----	20,726	19,837	254	635	-----	42,617	21,891
( <sup>5</sup> )	( <sup>5</sup> )	( <sup>5</sup> )	( <sup>5</sup> )	( <sup>5</sup> )	( <sup>5</sup> )	-----	( <sup>5</sup> )	( <sup>5</sup> )	( <sup>5</sup> )	( <sup>5</sup> )	-----	( <sup>5</sup> )	( <sup>5</sup> )
549,350	37,516	149,456	308,081	54,297	-----	-----	264,456	235,457	6,071	21,769	1,159	1,456,759	1,192,303
254,450	52,108	33,208	63,432	100,418	-----	5,134	511,668	494,763	5,115	11,790	-----	1,208,823	697,155
295,546	17,300	68,386	183,832	14,594	11,434	-----	2,401,711	2,320,797	64,642	14,472	1,800	3,538,753	1,137,042
210,444	15,948	17,380	172,316	4,800	-----	-----	521,489	504,756	5,930	10,803	-----	908,234	386,745
( <sup>5</sup> )	( <sup>5</sup> )	( <sup>5</sup> )	( <sup>5</sup> )	( <sup>5</sup> )	-----	-----	( <sup>5</sup> )	( <sup>5</sup> )	( <sup>5</sup> )	( <sup>5</sup> )	-----	( <sup>5</sup> )	( <sup>5</sup> )
1,077,745	65,049	97,742	875,364	35,390	4,200	-----	1,242,125	784,106	43,969	27,568	386,482	2,757,424	1,515,299
( <sup>5</sup> )	( <sup>5</sup> )	( <sup>5</sup> )	( <sup>5</sup> )	-----	-----	-----	( <sup>5</sup> )	( <sup>5</sup> )	( <sup>5</sup> )	( <sup>5</sup> )	-----	( <sup>5</sup> )	( <sup>5</sup> )
791,952	33,807	120,420	578,688	39,547	8,562	1,928	8,278,799	7,853,766	369,289	42,877	12,867	9,790,708	1,511,909
151,587	6,100	22,499	103,032	13,700	0,256	-----	1,340,891	1,304,891	8,866	27,134	-----	1,085,810	344,919
28,792	-----	12,108	9,859	6,765	-----	-----	33,777	20,253	91	566	12,867	92,491	58,714
70,562	1,725	5,990	60,475	2,372	-----	-----	90,127	77,390	4,785	7,932	-----	190,024	99,897
541,011	25,982	88,763	405,322	16,710	2,306	1,928	6,814,004	6,451,232	355,547	7,225	-----	7,822,383	1,008,379

<sup>4</sup> Value of products less cost of materials, supplies, fuel, purchased electric energy, and contract work. See GENERAL EXPLANATIONS—Value added by manufacture.

<sup>5</sup> Figures omitted have been withheld to avoid disclosing exact or approximate data for individual establishments; they are included in the "Other industries" figures.

<sup>6</sup> For numbers of establishments and of wage earners in individual industries, see table 10.

## CENSUS OF MANUFACTURES: 1939

TABLE 9.—NUMBER OF ESTABLISHMENTS, BY INDUSTRY GROUPS, BY COUNTIES: 1939

COUNTY	Total	INDUSTRY GROUP																			
		1	2	3	4	5	6	7	8	9	10	11	12	13	14	15	16	17	18	19	20
The State	272	121		3	2	47	6		55	6	7		1	9	2	4		8			1
Bernalillo	54	22		1	1	6	4		8	1	1			3	2	3		1			1
Catron	7					7															
Chaves	20	10				1	1		4	1	1		1					1			
Colfax	9	6				1			2												
Curry	15	12							3												
De Baca	1	1																			
Dona Ana	11	5							3	1	1			1							
Eddy	17	8							5	1	3										
Grant	7	3				1			2							1					
Guadalupe	2								2												
Hidalgo	2	1							1												
Lea	11	5							2									4			
Lincoln	2					2															
Luna	6	3							1	1				1							
McKinley	10	4				1			2					1				2			
Mora	1	1																			
Otero	11	2				6	1		1					1							
Quay	7	5							2												
Rio Arriba	9					8			1												
Roosevelt	10	8							2												
Sandoval	6	2				3			1		1			1							
San Juan	6	4							1		1										
San Miguel	7	4				1			2												
Santa Fe	18	7		2	1	1			7												
Sierra	2	1							1												
Socorro	2	1							1												
Taos	3	1				2															
Torrance	2					1				1											
Union	4	2							2												
Valencia	10	3				6								1							

TABLE 10.—INDUSTRIES IN "OTHER INDUSTRIES" GROUPS—NUMBER OF ESTABLISHMENTS AND NUMBER OF WAGE EARNERS, FOR THE STATE: 1939

[In order to avoid disclosing data for individual establishments, wage-earner figures for industries represented by fewer than three establishments are withheld]

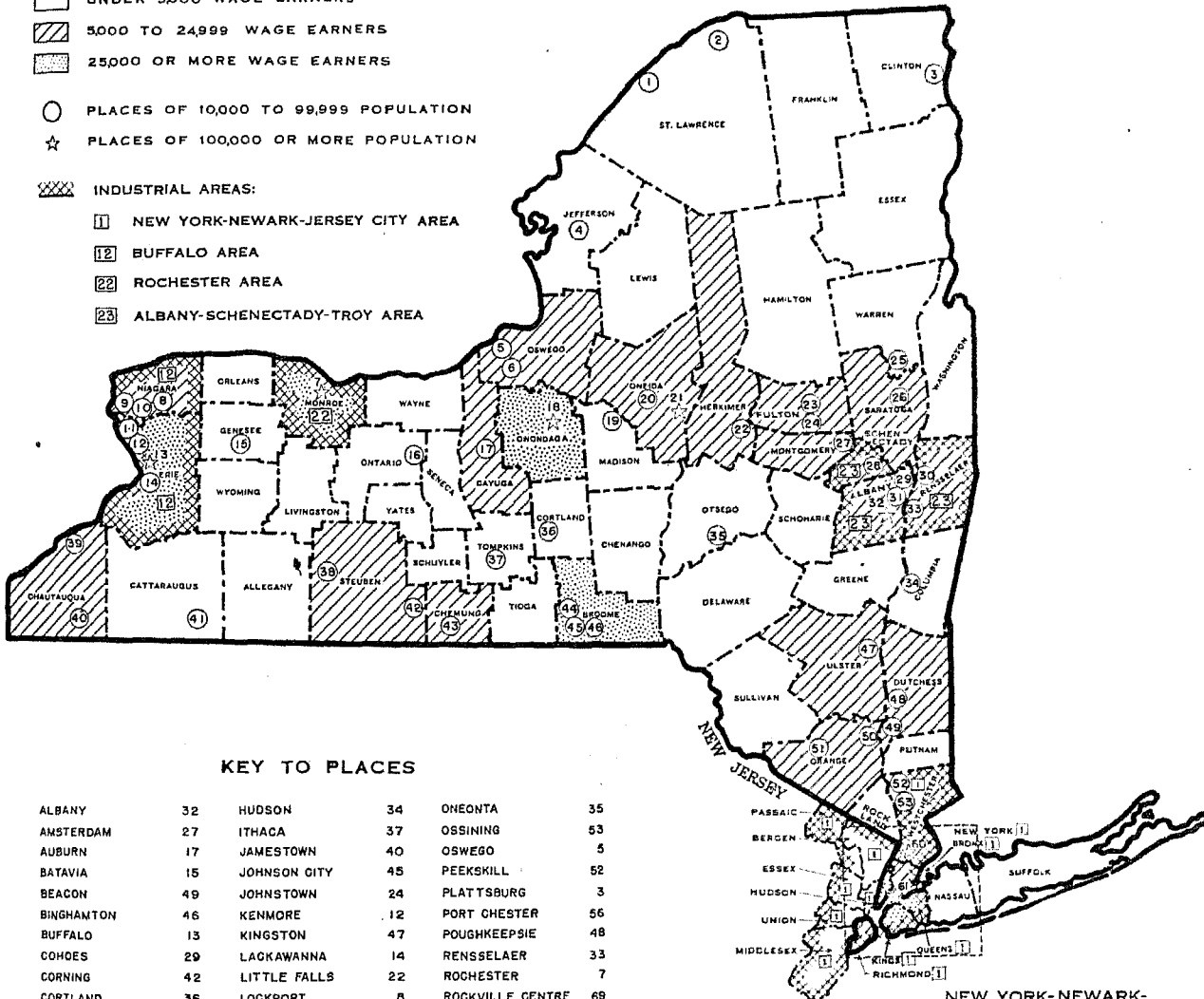
Group No. <sup>1</sup>	TITLE	Number of establishments	Wage earners	Group No. <sup>1</sup>	TITLE	Number of establishments	Wage earners
STATE OF NEW MEXICO				STATE OF NEW MEXICO—Continued			
1	Canned and dried fruits and vegetables (including canned soups).....	2		9	Compressed and liquefied gases—not made in petroleum refineries or in natural-gasoline plants.....	2	
	Condensed and evaporated milk.....	2					
	Food preparations, not elsewhere classified.....	1		12	Saddlery, harness, and whips.....	1	
	Meat packing, wholesale.....	3	91				
	Poultry dressing and packing, wholesale.....	1		13	Concrete products.....	2	
	Prepared feeds (including mineral) for animals and fowls.....	3	19		Minerals and earths, ground or otherwise treated.....	2	
3	Woolen and worsted manufactures—regular factories or jobbers engaging contractors.....	3	68		Pottery products not elsewhere classified.....	1	
4	Men's neckwear—made in inside factories or by jobbers engaging contractors.....	2		14	Gray-iron and semisteel castings.....	1	
					Power boilers and associated products.....	1	
6	Caskets, coffins, burial cases, and other morticians' goods.....	1		15	Jewelry (precious metals).....	2	
	Wood preserving.....	2			Lighting fixtures.....	1	
					Primary smelting and refining of nonferrous metals.....	1	
8	Books: printing without publishing.....	1		20	Signs, advertising displays, and advertising novelties.....	1	
	Lithographing and photo-lithographing (including preparation of stones or plates and dry transfers).....	1					
	Newspapers: publishing without printing.....	2					

<sup>1</sup> For group titles, see GENERAL EXPLANATIONS—Changes in number of industries and of industry groups, sec. 27.

# NEW YORK

DENSITY OF WAGE-EARNER EMPLOYMENT, BY COUNTIES: 1939

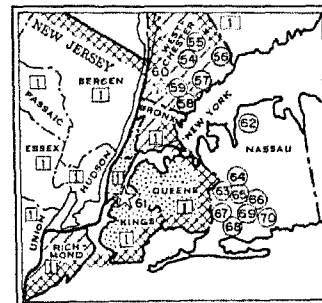
- [ ] UNDER 5,000 WAGE EARNERS  
 [ ] 5,000 TO 24,999 WAGE EARNERS  
 [ ] 25,000 OR MORE WAGE EARNERS  
 ○ PLACES OF 10,000 TO 99,999 POPULATION  
 ☆ PLACES OF 100,000 OR MORE POPULATION  
 [X] INDUSTRIAL AREAS:  
 11 NEW YORK-NEWARK-JERSEY CITY AREA  
 12 BUFFALO AREA  
 22 ROCHESTER AREA  
 23 ALBANY-SCHENECTADY-TROY AREA



## KEY TO PLACES

ALBANY	32	HUDSON	34	ONEONTA	35
AMSTERDAM	27	ITHACA	37	OSSINING	53
AUBURN	17	JAMESTOWN	40	OSWEGO	5
BATAVIA	15	JOHNSON CITY	45	PEEKSKILL	52
BEACON	49	JOHNSTOWN	24	PLATTSBURG	3
BINGHAMTON	46	KENMORE	12	PORT CHESTER	56
BUFFALO	13	KINGSTON	47	POUGHKEEPSIE	48
COHOES	29	LAOKAWANNA	14	RENSSELAER	33
CORNING	42	LITTLE FALLS	22	ROCHESTER	7
CORTLAND	36	LOCKPORT	8	ROCKVILLE CENTRE	69
DUNKIRK	39	LYNBROOK	68	ROME	20
ELMIRA	43	MAMARONECK	57	SARATOGA SPRINGS	26
ENDICOTT	44	MASSENA	2	SCARSDALE	54
FLORAL PARK	63	MIDDLETOWN	51	SCHENECTADY	28
FREEPORT	70	MINEOLA	64	SYRACUSE	18
FULTON	6	MOUNT VERNON	59	TONAWANDA	11
GARDEN CITY	65	NEWBURGH	50	TROY	30
GENEVA	16	NEW ROCHELLE	58	UTICA	21
GLEN COVE	62	NEW YORK CITY	61	VALLEY STREAM	67
GLENS FALLS	25	NIAGARA FALLS	9	WATERTOWN	4
GLOVERSVILLE	23	NORTH TONAWANDA	10	WATERVLIET	31
HEMPSTEAD	66	ODDENSBURG	1	WHITE PLAINS	55
HORNELL	38	OLEAN	41	YONKERS	60
		ONEIDA	19		

NEW YORK-NEWARK-JERSEY CITY INDUSTRIAL AREA (PART)



Prepared by the Bureau of the Census, Department of Commerce

# NEW YORK

TABLE 1.—SUMMARY FOR THE STATE: 1939, 1937, AND 1929

CENSUS YEAR	Number of establishments	Proprietors and firm members	Number of persons employed in manufacturing <sup>1</sup>	Salaries and wages <sup>1</sup>	Cost of materials, supplies, fuel, purchased electric energy, and contract work <sup>2</sup>	Value of products <sup>3</sup>	Value added by manufacture <sup>4</sup>
1939.....	34,506	23,975	1,109,246	\$1,560,478,560	\$3,792,505,388	\$7,134,400,147	\$3,341,894,759
1937.....	29,749	18,465	1,184,274	1,674,900,420	3,998,206,070	7,314,440,524	3,316,180,454
1929.....	39,016	28,317	1,277,000	2,197,055,760	4,838,414,915	9,638,184,739	4,799,769,824

<sup>1</sup> Figure for 1939 does not include data for employees of manufacturing establishments (except salaried officers of corporations) who were engaged in distribution, construction, and other nonmanufacturing work. For detail, see table 8. It is not known to what extent data for such nonmanufacturing employees were included in figures reported for earlier years. See GENERAL EXPLANATIONS—Persons engaged—general classification.

<sup>2</sup> The aggregates for cost of materials, etc., and value of products include large amounts of duplication due to the use of the products of some industries as materials by others. See GENERAL EXPLANATIONS—Duplication in cost of materials and value of products.

<sup>3</sup> Value of products less cost of materials, supplies, fuel, purchased electric energy, and contract work. See GENERAL EXPLANATIONS—Value added by manufacture.

TABLE 2.—SUMMARY FOR INDUSTRIAL AREAS, COUNTIES, AND PLACES: 1939

	Population, 1940	Number of establishments	Wage earners (average for year) <sup>1</sup>	Wages <sup>2</sup>	Cost of materials, supplies, fuel, purchased electric energy, and contract work <sup>3</sup>	Value of products <sup>4</sup>	Value added by manufacture <sup>5</sup>
The State.....	13,479,142	34,506	957,854	\$1,163,785,198	\$3,792,505,388	\$7,134,400,147	\$3,341,894,759
INDUSTRIAL AREAS							
New York City-Newark-Jersey City Area, total <sup>6</sup> .....	10,782,353	33,385	849,008	1,042,081,700	3,887,580,270	6,948,444,631	3,060,864,361
Portion in New York.....	8,028,553	27,174	534,008	659,574,579	2,344,928,296	4,295,585,002	1,650,656,766
Portion in New Jersey.....	2,753,800	6,211	315,000	383,107,121	1,542,651,974	2,652,859,569	1,110,207,595
Buffalo Area <sup>7</sup> .....	958,487	1,470	91,328	127,122,954	510,883,150	905,220,863	394,337,713
Rochester Area <sup>8</sup> .....	438,230	803	51,331	70,061,240	137,231,703	345,900,066	208,608,303
Albany-Schenectady-Troy Area <sup>9</sup> .....	465,643	579	30,368	40,162,848	118,504,177	245,199,246	126,095,099
COUNTIES IN NEW YORK <sup>1</sup>							
Albany.....	221,315	306	12,900	14,771,926	49,529,241	95,093,244	45,564,003
Allegany.....	39,681	71	1,102	1,505,862	10,251,152	14,724,484	4,473,332
Bronx (Bronx Borough).....	1,394,711	1,082	18,577	24,100,454	52,533,884	115,762,382	63,218,498
Houma.....	165,749	207	27,679	30,420,358	67,998,467	129,893,770	61,895,313
Cattaraugus.....	72,652	112	4,256	4,770,382	19,175,751	33,218,052	14,042,301
Cayuga.....	65,508	75	5,596	5,934,900	17,263,821	32,733,505	15,479,684
Chautauqua.....	123,580	218	13,787	14,647,058	31,137,512	68,306,097	37,109,185
Chemung.....	73,718	91	0,379	7,592,254	14,422,288	31,468,030	17,046,342
Chenango.....	36,454	58	1,862	1,660,580	6,065,813	13,321,895	6,656,082
Clinton.....	54,006	33	1,307	1,307,257	4,622,044	8,065,291	4,072,647
Columbia.....	41,464	58	3,091	3,155,095	7,191,139	14,017,113	7,725,974
Cortland.....	33,668	61	4,224	4,223,254	12,009,274	20,907,121	8,807,847
Delaware.....	40,989	56	1,345	1,514,201	5,855,622	9,560,538	3,704,916
Dutchess.....	120,542	153	7,145	6,990,188	15,019,991	35,168,828	20,148,837
Erie.....	798,377	1,249	70,489	98,032,996	415,405,765	706,799,225	291,393,400
Essex.....	34,178	21	1,441	1,294,871	3,579,871	5,963,521	2,383,650
Franklin.....	44,286	44	981	774,772	2,389,732	3,920,297	1,539,565
Fulton.....	48,597	219	9,818	8,338,345	17,233,536	32,999,881	15,708,345
Genesee.....	44,481	55	3,524	3,726,285	12,023,896	24,030,724	12,006,828
Greene.....	27,926	30	1,335	1,267,308	3,322,506	6,062,920	2,740,414
Hamilton.....	4,188	12	52	44,547	102,442	276,215	173,773
Herkimer.....	59,527	92	9,363	9,472,570	14,400,793	33,469,901	19,059,108
Jefferson.....	84,003	116	3,784	4,482,109	16,494,200	28,764,472	12,270,182
Kings (Brooklyn Borough).....	2,608,285	4,910	135,422	155,948,038	445,684,462	870,578,728	424,894,266
Lewis.....	22,815	33	1,197	1,217,518	6,006,009	9,277,020	3,270,411
Livingston.....	38,510	37	1,781	1,743,912	4,292,746	10,479,227	6,186,481
Madison.....	39,598	48	1,207	1,313,355	3,296,931	6,644,501	3,347,570
Monroe.....	438,230	803	51,331	70,901,252	137,231,703	345,900,066	208,608,303
Montgomery.....	59,142	108	11,049	11,114,708	24,644,862	55,703,637	31,058,775
Nassau.....	406,748	204	4,402	5,677,978	8,595,762	22,170,398	13,574,646
New York (Manhattan Borough).....	1,889,924	18,949	300,102	378,629,784	1,460,212,872	2,018,700,898	1,149,488,096
Niagara.....	160,110	221	20,830	20,089,958	95,477,385	198,421,638	102,944,253
Oneida.....	203,636	309	22,061	24,239,017	63,246,271	124,281,525	61,035,254
Onondaga.....	295,108	405	25,644	31,673,380	67,695,220	150,061,016	82,996,389
Ontario.....	55,307	70	3,320	3,069,864	9,061,023	17,767,271	8,705,648
Orange.....	140,113	172	8,843	8,490,107	18,485,200	38,805,611	20,320,411
Orleans.....	27,760	45	1,687	1,277,291	5,038,172	12,205,002	6,566,830
Oswego.....	71,275	83	6,205	6,064,557	28,727,489	47,565,087	18,867,598
Otsego.....	46,082	40	786	711,239	5,961,704	8,188,925	2,227,221
Putnam.....	16,555	9	33	41,217	45,300	137,189	91,829

See footnotes at end of table.

TABLE 2.—SUMMARY FOR INDUSTRIAL AREAS, COUNTIES, AND PLACES: 1939—Continued

	Population, 1940	Number of establish- ments	Wage earners (average for year) <sup>1</sup>	Wages <sup>2</sup>	Cost of materi- als, supplies, fuel, purchased electric energy, and contract work <sup>3</sup>	Value of products <sup>4</sup>	Value added by manu- facture <sup>5</sup>
COUNTIES IN NEW YORK <sup>6</sup> —continued							
Queens (Queens Borough).....	1,297,634	1,544	52,485	\$65,410,911	\$220,625,778	\$423,431,391	\$202,805,613
Rensselaer.....	121,834	166	11,713	11,862,365	32,285,385	64,808,323	32,522,938
Richmond (Richmond Borough).....	174,441	166	6,080	8,666,475	40,687,473	80,286,876	30,509,403
Rockland.....	74,261	72	4,632	4,939,808	12,994,889	31,940,590	18,945,701
St. Lawrence.....	91,098	97	4,739	6,394,855	47,886,226	70,835,484	22,049,258
Saratoga.....	65,606	66	6,134	6,008,625	20,922,678	35,239,748	14,317,070
Schenectady.....	122,494	107	11,754	19,528,557	36,689,551	85,297,679	48,608,128
Schoharie.....	20,812	20	297	268,999	847,104	1,639,889	792,785
Schuyler.....	12,979	13	585	724,644	1,757,247	4,263,116	2,505,869
Seneca.....	25,732	22	1,418	1,486,938	2,495,609	5,694,847	3,099,238
Steuben.....	84,927	94	5,346	6,617,411	10,685,355	30,051,615	19,396,260
Suffolk.....	197,355	183	3,156	3,319,691	6,445,165	14,243,174	7,798,009
Sullivan.....	37,901	47	239	222,178	715,089	1,380,928	665,839
Tioga.....	27,072	27	1,058	846,949	3,391,298	5,085,484	2,564,186
Tompkins.....	42,340	41	2,150	2,548,281	2,958,607	8,293,166	5,334,559
Ulster.....	87,017	142	5,051	4,252,783	9,378,355	18,831,169	9,452,814
Warren.....	30,035	48	2,848	3,780,130	8,964,257	17,653,851	8,689,594
Washington.....	40,720	47	2,900	2,848,664	8,684,920	13,992,805	5,307,879
Wayne.....	52,747	73	3,083	2,570,291	9,297,625	16,152,558	6,854,933
Westchester.....	573,558	523	21,342	26,818,917	107,183,827	186,834,787	79,650,960
Wyoming.....	31,394	47	2,437	2,100,282	4,992,565	10,795,216	5,802,651
Yates.....	16,381	24	956	765,795	1,702,532	3,231,407	1,528,875
PLACES HAVING 10,000 OR MORE INHABITANTS							
Albany.....	130,577	181	4,858	5,457,405	21,558,446	43,425,102	21,866,656
Amsterdam.....	33,329	66	4,384	9,067,837	17,827,034	40,515,838	22,688,804
Auburn.....	35,753	57	5,339	5,635,892	11,622,798	25,638,763	14,315,905
Batavia.....	17,267	20	2,185	2,313,461	3,492,493	8,712,840	5,220,347
Beacon.....	12,572	24	1,957	1,904,455	4,632,959	9,241,251	4,608,292
Binghamton.....	78,309	132	8,150	8,713,640	26,288,620	44,073,636	23,785,016
Buffalo.....	575,901	1,034	45,869	59,930,977	289,533,690	487,517,291	167,983,601
Cohoes.....	21,955	53	3,607	3,184,842	10,100,689	17,061,070	6,960,481
Corning <sup>10</sup> .....	16,212	22	2,933				
Cortland.....	15,881	40	3,452	3,593,091	9,952,957	17,066,861	7,113,904
Dunkirk.....	17,713	27	3,374	3,457,304	5,938,532	14,255,495	8,316,063
Elmira.....	45,106	72	5,135	6,089,678	10,817,419	24,598,067	13,789,678
Endicott <sup>10</sup> .....	17,702	28	9,434				
Floral Park.....	12,950	5	19	22,876	62,649	135,642	72,093
Freeport.....	20,410	16	279	279,538	346,239	968,925	622,686
Fulton.....	13,362	23	3,384	3,993,158	15,426,383	25,630,118	10,203,735
Garden City <sup>10</sup> .....	11,223	4	678				
Geneva.....	15,555	32	1,950	2,408,937	5,258,638	10,523,392	5,564,754
Glen Cove.....	12,415	24	517	536,196	906,545	2,725,234	1,818,689
Glens Falls <sup>10</sup> .....	18,836	34	2,151				
Gloversville.....	23,329	134	5,690	5,270,399	11,109,452	21,247,677	10,138,225
Hempstead.....	20,856	20	127	126,838	393,172	780,883	367,711
Hornell.....	15,649	24	640	624,657	1,434,066	3,100,408	1,666,402
Hudson.....	11,517	23	586	538,009	1,597,396	3,216,636	1,619,240
Ithaca.....	19,730	30	1,113	1,314,437	1,692,818	4,684,467	2,991,649
Jamestown.....	42,638	119	7,030	8,160,567	15,166,971	35,885,931	20,718,960
Johnson City <sup>10</sup> .....	18,039	35	10,015				
Johnstown.....	10,666	60	3,077	2,411,383	4,832,875	9,435,297	4,602,422
Kenmore.....	18,612	8	22	32,543	155,658	379,897	224,239
Kingston.....	28,589	72	2,895	2,284,142	5,203,746	9,967,897	4,764,151
Lackawanna <sup>10</sup> .....	24,058	13	8,742				
Little Falls.....	20,163	27	2,947	2,882,855	5,819,831	12,883,072	7,063,241
Lockport.....	24,379	48	4,206	5,421,842	17,566,200	32,112,866	14,546,666
Lynbrook.....	14,567	10	121	108,273	392,290	681,437	289,147
Mamaroneck.....	13,034	8	168	224,762	369,573	1,070,673	701,100
Massena <sup>10</sup> .....	11,328	6	1,141				
Middletown.....	21,908	38	1,797	1,454,938	2,508,613	5,788,146	3,279,633
Mincola.....	10,064	16	83	113,398	428,614	700,976	358,362
Mount Vernon.....	67,362	114	2,638	3,134,412	4,073,541	11,211,400	7,137,919
Newburgh.....	31,883	62	3,581	3,585,095	8,668,278	17,544,809	8,870,531
New Rochelle.....	58,408	46	1,106	1,007,035	1,553,157	4,458,196	2,605,039
New York City.....	7,454,995	26,651	512,666	632,755,662	2,237,744,469	4,108,730,275	1,871,005,806
Niagara Falls.....	78,029	97	11,656	17,362,162	58,585,378	129,218,918	70,633,540
North Tonawanda.....	20,254	45	4,168	5,495,364	15,511,371	30,888,030	15,376,659
Ogdensburg.....	16,346	21	558	617,913	3,233,155	4,557,217	1,624,062
Olean.....	21,506	38	1,962	2,588,498	9,322,760	17,208,317	7,885,557
Oneida.....	10,291	17	694	823,729	1,567,690	3,506,480	1,938,790
Oneonta.....	11,731	17	480	421,745	3,379,134	4,738,786	1,350,652
Ossining.....	15,996	18	441	523,786	1,073,001	2,542,039	1,469,038
Oswego.....	22,062	33	1,944	1,957,564	8,961,649	14,600,401	5,638,752
Pekskill <sup>10</sup> .....	17,311	28	961				
Plattsburg.....	16,351	22	1,044	1,051,979	4,010,877	7,168,278	3,157,401
Port Chester.....	23,073	54	1,635	1,028,951	4,130,549	11,089,648	6,959,099
Poughkeepsie.....	40,478	92	4,133	4,049,182	8,993,565	22,540,273	13,555,708
Rensselaer.....	10,768	11	1,780	2,185,189	8,936,388	16,905,439	7,969,051

See footnotes at end of table.

## CENSUS OF MANUFACTURES: 1939

TABLE 2.—SUMMARY FOR INDUSTRIAL AREAS, COUNTIES, AND PLACES: 1939—Continued

	Population, 1940	Number of establish- ments	Wage earners (average for year) <sup>1</sup>	Wages <sup>2</sup>	Cost of materials, supplies, fuel, purchased electric energy, and contract work <sup>3</sup>	Value of products <sup>2,3</sup>	Value added by manu- facture <sup>4</sup>
PLACES HAVING 10,000 OR MORE INHABITANTS—continued							
Rochester.....	324,975	726	47,908	\$66,683,546	\$116,040,477	\$314,931,016	\$198,891,139
Rockville Centre.....	18,613	10	98	163,404	380,595	1,295,745	915,150
Rome.....	34,214	44	4,665	6,007,560	25,479,178	39,238,396	13,789,218
Saratoga Springs.....	13,705	21	908	656,913	2,133,693	4,558,064	2,410,371
Scarsdale.....	12,966	3	12	20,568	51,937	145,736	93,799
Schenectady <sup>10</sup> .....	87,549	94	11,672				
Syracuse.....	205,967	334	18,199	22,032,927	48,920,791	104,442,707	55,521,616
Tonawanda.....	13,008	25	1,762	2,526,620	5,281,935	11,051,081	5,769,146
Troy.....	70,304	129	8,174	7,928,879	18,433,073	38,880,323	19,940,650
Utica.....	100,518	172	11,552	11,432,443	26,487,396	58,220,911	31,742,515
Valley Stream.....	16,679	6	47	54,830	103,762	237,082	133,320
Watertown.....	33,385	42	1,768	2,212,622	4,128,838	10,288,553	6,159,715
Watervliet.....	16,114	23	714	904,445	3,620,083	5,734,697	2,108,014
White Plains.....	40,327	43	812	890,972	1,402,988	4,216,879	2,813,891
Yonkers.....	142,598	114	8,689	10,823,690	24,619,408	50,991,994	26,372,586

<sup>1</sup> Not including salaried officers and employees nor nonmanufacturing wage earners. The figure for each county or place is an average of the numbers reported for the several months of the year. In calculating it, equal weight must be given to full-time and to part-time wage earners (not reported separately by the manufacturers), and for this reason it exceeds the number that would have been required to perform the work done in the industries if all wage earners had been continuously employed throughout the year. The quotient obtained by dividing the amount of wages by the average number of wage earners cannot, therefore, be accepted as representing the average wage received by full-time wage earners. Each of the averages in this column is correct to the nearest unit, despite the fact that the averages for the several counties do not add exactly to the average for the State. In making comparisons between the figures for 1939 and those for earlier years, the possibility that the proportion of part-time employment varied from year to year should be taken into account.

<sup>2</sup> Profits and losses cannot be calculated from the census figures because no data are collected for certain expense items, such as interest, rent, depreciation, taxes, insurance, and advertising.

<sup>3</sup> See GENERAL EXPLANATIONS—Duplication in cost of materials and value of products.

<sup>4</sup> Value of products less cost of materials, supplies, fuel, purchased electric energy, and contract work. See GENERAL EXPLANATIONS—Value added by manufacture.

<sup>5</sup> For numbers of establishments by "Industry groups," see table 11.

<sup>6</sup> The New York City Industrial Area comprises Bronx, Kings, New York, Queens, Richmond, and Westchester Counties, N. Y., and Bergen, Essex, Hudson, Middlesex, Passaic, and Union Counties, N. J. For statistics by industries, see table 9.

<sup>7</sup> The Buffalo Industrial Area comprises Erie and Niagara Counties; for statistics by industries, see table 9.

<sup>8</sup> The Rochester Industrial Area is coextensive with Monroe County; for statistics by industries, see table 9.

<sup>9</sup> The Albany-Schenectady-Troy Industrial Area comprises Albany, Rensselaer, and Schenectady Counties; for statistics by industries, see table 9.

<sup>10</sup> Figures omitted have been withheld to avoid disclosing exact or approximate data for individual establishments.

TABLE 3.—PERSONS EMPLOYED IN MANUFACTURING ESTABLISHMENTS, BY SEX: 1939 AND 1929

[The 1939 questionnaire, for the first time, called for data on the total number of employees in manufacturing establishments, including those engaged wholly or chiefly in distribution, construction, and other nonmanufacturing activities. It is not known to what extent data for such employees were included in the figures reported for earlier years. This table presents detailed figures for employees receiving pay at any time within the normal pay-roll period ended nearest Oct. 14, 1939, and for such employees on the pay roll on Dec. 14, 1929, or on the nearest representative date. The total for "Wage earners engaged in manufacturing" is not identical with the average for the year (given in other tables), and differs from the number reported for October 1939 or for December 1929, because for both years some manufacturers gave wage-earner figures for months other than those specified. See GENERAL EXPLANATIONS—Persons engaged—general classification]

CLASS AND SEX	1939 (Oct. 14) <sup>1</sup>	1929 (Dec. 14) <sup>1</sup>	CLASS AND SEX	1939 (Oct. 14) <sup>1</sup>	1929 (Oct. 14) <sup>1</sup>
All classes, aggregate <sup>2</sup> .....	1,318,572	1,276,743	Salaried officers and employees—Continued. All other employees, etc.—Continued.		
Male.....	878,173	909,362	Engaged in manufacturing:		
Female.....	440,399	367,381	Male.....	76,891	
Salaried officers and employees, total.....	263,989	214,994	Female.....	43,333	
Male.....	188,015	145,334	Engaged in distribution:		
Female.....	75,074	69,660	Male.....	71,585	
Salaried officers of corporations, total.....	31,168	33,029	Female.....	28,504	( <sup>3</sup> )
Male.....	28,975	31,049	Engaged in construction:		
Female.....	2,193	1,980	Male.....	7,731	
All other employees (except wage earners in manu- facturing), total.....	232,821	181,965	Engaged in other work:		
Male.....	160,940	114,285	Male.....	3,733	
Female.....	72,881	67,680	Female.....	1,044	
			Wage earners engaged in manufacturing, total.....	1,054,583	1,061,749
			Male.....	689,258	764,028
			Female.....	365,325	297,721

<sup>1</sup> See headnote. <sup>2</sup> Figures do not include data for 23,975 proprietors and firm members for 1939, which were not reported by sex, and 28,317 for 1929. <sup>3</sup> No data.

TABLE 4.—WAGE EARNERS ENGAGED IN MANUFACTURING, BY MONTHS: 1939, 1937, AND 1929

The figures for 1939 relate to wage earners engaged in manufacturing only. It is not known to what extent the figures for earlier years include data for nonmanufacturing wage earners. See headnote to table 3]

CENSUS YEAR	Average number employed during year <sup>1</sup>	NUMBER RECEIVING PAY DURING NORMAL PAY-ROLL PERIOD ENDED NEAREST 15TH OF MONTH—											
		January	February	March	April	May	June	July	August	September	October	November	December
1939.....	957,854	891,983	920,605	942,273	931,579	915,553	908,992	905,606	967,101	1,011,714	1,046,651	1,037,185	1,015,004
1937.....	995,658	964,890	993,361	1,019,219	1,018,601	1,008,109	990,867	974,946	1,012,990	1,039,053	1,028,863	975,474	921,525
1929.....	1,062,018	1,022,466	1,051,088	1,073,610	1,070,084	1,055,879	1,045,407	1,044,197	1,074,804	1,105,296	1,108,420	1,071,529	1,021,434

<sup>1</sup> See GENERAL EXPLANATIONS—Wage earners and wages.

TABLE 5.—SUMMARY FOR ESTABLISHMENTS CLASSIFIED AS TO SIZE BY NUMBER OF WAGE EARNERS: 1939 AND 1929

SIZE CLASS	NUMBER OF ESTABLISHMENTS		WAGE EARNERS (AVERAGE FOR YEAR) <sup>1</sup>		VALUE OF PRODUCTS	VALUE ADDED BY MANUFACTURE <sup>2</sup>
	1939	1929	1939	1929	1939	1929
All establishments.....	34,506	39,016	957,854	1,062,018	\$7,134,400,147	\$3,341,894,759
No wage earners.....	2,395	1,831			310,791,389	149,237,484
1 to 5.....	13,313	16,930	35,696	48,471	450,515,053	178,777,954
6 to 20.....	9,973	11,832	112,575	133,632	922,430,412	385,091,093
21 to 50.....	5,216	4,743	166,602	152,030	1,012,001,070	469,157,911
51 to 100.....	1,911	1,886	132,917	133,382	823,052,690	389,120,750
101 to 250.....	1,137	1,181	172,298	178,211	1,163,665,011	565,935,937
251 to 500.....	344	368	116,347	125,587	869,072,326	401,463,985
501 to 1,000.....	158	151	109,318	103,013	794,008,650	365,425,513
1,001 to 2,500.....	49	78	70,114	110,179	513,659,911	269,482,022
2,501 or more.....	10	16	41,957	77,513	275,203,734	168,202,110

<sup>1</sup> See headnotes to tables 3 and 4.<sup>2</sup> See GENERAL EXPLANATIONS—Value added by manufacture.

TABLE 6.—SUMMARY FOR ESTABLISHMENTS CLASSIFIED AS TO SIZE BY VALUE OF PRODUCTS: 1939 AND 1929

SIZE CLASS	NUMBER OF ESTABLISHMENTS		WAGE EARNERS (AVERAGE FOR YEAR) <sup>1</sup>		VALUE OF PRODUCTS		VALUE ADDED BY MANUFACTURE <sup>2</sup>	
	1939	1929	1939	1929	1939	1929	1939	1929
All establishments.....	34,506	39,016	957,854	1,062,018	\$7,134,400,147	\$9,638,184,739	\$3,341,894,759	\$4,799,760,824
\$5,000 to \$10,999.....	10,448	10,063	33,272	27,108	119,527,761	116,247,088	73,161,824	75,393,074
\$10,000 to \$20,999.....	9,044	9,913	82,250	62,454	294,943,710	316,373,824	177,057,590	202,162,096
\$20,000 to \$50,999.....	5,267	6,152	83,783	69,383	373,783,901	435,588,850	209,127,168	252,009,876
\$50,000 to \$100,999.....	4,811	6,155	129,598	127,323	758,155,370	981,022,316	365,838,611	517,000,897
\$100,000 to \$250,999.....	2,397	3,240	120,231	133,005	844,114,855	1,135,899,075	370,881,225	574,031,532
\$250,000 to \$500,999.....	1,383	1,896	118,927	141,042	969,857,170	1,314,451,503	411,656,241	647,852,173
\$500,000 to \$1,000,999.....	1,752	1,099	143,001	158,878	1,117,751,925	1,652,411,836	507,683,146	817,910,998
\$1,000,000 to \$2,500,999.....	246	294	100,880	109,212	823,130,624	1,018,818,864	413,230,436	610,359,369
\$2,500,000 to \$4,999,999.....	158	204	145,912	233,613	1,833,134,825	2,666,771,383	810,238,515	1,193,149,814
\$5,000,000 and over.....								

<sup>1</sup> See headnotes to tables 3 and 4.<sup>2</sup> See GENERAL EXPLANATIONS—Value added by manufacture.

TABLE 7.—ESTABLISHMENTS CLASSIFIED AS UNDER CORPORATE OR OTHER FORM OF OWNERSHIP (OR CONTROL) AND AS UNDER CENTRAL-ADMINISTRATIVE-OFFICE OR INDEPENDENT OPERATION: 1939 AND 1929

TYPE OF OWNERSHIP OR CONTROL, AND OF OPERATION	NUMBER OF ESTABLISHMENTS		WAGE EARNERS (AVERAGE FOR YEAR) <sup>1</sup>		VALUE OF PRODUCTS		VALUE ADDED BY MANUFACTURE <sup>2</sup>	
	1939	1929	1939	1929	1939	1929	1939	1929
Total.....	34,506	39,016	957,854	1,062,018	\$7,134,400,147	\$9,638,184,739	\$3,341,894,759	\$4,799,760,824
TYPE OF OPERATION								
1939 <sup>3</sup>								
Corporate ownership or control:								
Central-administrative-office (plural-unit).....	2,987	( <sup>4</sup> )	389,278	( <sup>4</sup> )	3,329,645,257	( <sup>4</sup> )	1,524,981,086	( <sup>4</sup> )
Independent (single-unit).....	15,220	( <sup>4</sup> )	404,214	( <sup>4</sup> )	2,966,266,045	( <sup>4</sup> )	1,431,101,030	( <sup>4</sup> )
Noncorporate ownership:								
Central-administrative-office (plural-unit).....	380	( <sup>4</sup> )	9,646	( <sup>4</sup> )	61,905,574	( <sup>4</sup> )	26,488,245	( <sup>4</sup> )
Independent (single-unit).....	15,919	( <sup>4</sup> )	154,716	( <sup>4</sup> )	776,583,271	( <sup>4</sup> )	359,324,398	( <sup>4</sup> )
1939 AND 1929 <sup>3</sup>								
Central-administrative-office (plural-unit), corporate and noncorporate.....	3,367	2,376	398,924	373,049	3,391,550,831	3,535,779,133	1,551,469,331	1,632,834,168
Independent (single-unit), corporate and noncorporate.....	31,139	36,640	558,930	688,969	3,742,849,316	6,102,405,606	1,790,425,428	3,166,935,656
TYPE OF OWNERSHIP OR CONTROL								
Corporate.....	18,207	17,903	793,492	876,656	6,295,911,302	7,967,886,858	2,956,082,116	4,010,851,139
Noncorporate, total.....	16,299	21,113	164,362	185,362	838,488,845	1,670,297,881	385,812,643	788,918,685
Individual.....	9,954	( <sup>4</sup> )	85,785	( <sup>4</sup> )	375,639,702	( <sup>4</sup> )	185,406,041	( <sup>4</sup> )
Partnership.....	6,248	( <sup>4</sup> )	76,899	( <sup>4</sup> )	452,857,845	( <sup>4</sup> )	195,490,785	( <sup>4</sup> )
Cooperative.....	50	( <sup>4</sup> )	701	( <sup>4</sup> )	3,927,489	( <sup>4</sup> )	1,725,168	( <sup>4</sup> )
Other.....	47	( <sup>4</sup> )	977	( <sup>4</sup> )	6,063,809	( <sup>4</sup> )	3,190,649	( <sup>4</sup> )

<sup>1</sup> See headnotes to tables 3 and 4.<sup>2</sup> See GENERAL EXPLANATIONS—Value added by manufacture.<sup>3</sup> Because of changes in the questionnaire, no comparable figures for 1929 can be given for the first section of this table. For this reason, the items have been regrouped under "1939 and 1929" to present comparable figures so far as this can be done.<sup>4</sup> No data.

## CENSUS OF MANUFACTURES: 1939

TABLE 8.—GENERAL STATISTICS FOR

[This table presents separate figures for each industry for which it is possible to publish such figures without disclosing exact or approximate data for individual establishments, are given, however, reported larger numbers of wage earners or

Group No.	INDUSTRY	*Number of establishments	*Proprietors and firm members	*PERSONS EMPLOYED IN MANUFACTURING ESTABLISHMENTS <sup>1</sup>						
				Total <sup>2</sup>	Salaried officers of corporations <sup>2</sup>	Manufacturing		Distribution	Construction	Other
						Salaried employees <sup>2</sup>	Wage earners (average for year) <sup>2</sup>			
1	All industries, total.....	34,506	23,975	1,221,843	31,168	120,224	957,854	100,089	7,731	4,777
2	13 Abrasive wheels, stones, paper, cloth, and related products.....	25	7	3,846	36	741	2,555	323	191	.....
3	17 Agricultural machinery (except tractors).....	21	1	2,457	40	328	1,947	129	3	10
4	19 Aircraft and parts, including aircraft engines.....	18	5	7,802	46	1,376	6,262	111	7	.....
5	15 Alloying; and rolling and drawing of nonferrous metals, except aluminum.....	28	5	6,118	45	533	4,912	358	243	27
6	15 Aluminum products (including rolling and drawing and extruding), not elsewhere classified.....	18	10	2,027	16	315	1,680	15	.....	1
7	3 Artificial leather and oilcloth.....	5	5	1,086	2	162	894	23	.....	5
8	20 Artists' materials.....	15	9	125	17	13	85	10	.....	.....
9	13 Asbestos products (except steam packing and pipe and boiler covering).....	5	.....	174	5	22	120	16	5	.....
10	14 Automobile stampings.....	4	2	183	5	29	137	12	.....	.....
11	16 Automotive electrical equipment.....	14	1	2,080	20	327	1,631	96	3	3
12	1 Baking powder, yeast, and other leavening compounds.....	8	2	575	4	73	391	8	99	.....
13	6 Baskets for fruits and vegetables.....	21	12	676	15	26	611	10	4	.....
14	16 Batteries, storage and primary (dry and wet).....	10	1	1,142	8	147	935	45	3	4
15	3 Batting, padding, and wadding; upholstery filling.....	15	2	528	17	40	443	28	.....	.....
16	20 Beauty-shop and barber-shop equipment.....	23	6	718	34	40	548	96	.....	.....
17	4 Belts (apparel), regardless of material.....	176	162	3,538	145	162	2,846	369	.....	16
18	1 Biscuit, crackers, and pretzels.....	26	8	5,797	34	228	4,592	625	11	107
19	14 Blast-furnace products.....	6	.....	1,397	2	90	1,282	22	1	.....
20	1 Blended and prepared flour made from purchased flour.....	8	6	115	7	9	59	40	.....	.....
21	17 Blowers; exhaust and ventilating fans.....	3	.....	766	9	132	540	85	.....	.....
22	0 Bluing.....	3	3	23	.....	1	21	1	.....	.....
23	19 Boat building and boat repairing.....	33	20	371	21	21	310	10	.....	.....
24	14 Bolts, nuts, washers, and rivets—made in plants not operated in connection with rolling mills.....	4	.....	516	8	80	395	24	.....	.....
25	8 Bookbinding and related industries.....	406	318	10,834	378	824	8,979	652	1	.....
26	8 Books: printing without publishing.....	193	91	4,763	253	604	3,632	272	2	.....
27	8 Books: publishing and printing.....	25	9	1,171	28	216	740	186	1	.....
28	8 Books: publishing without printing.....	254	47	5,823	386	3,139	89	2,209	.....	.....
29	12 Boot and shoe cut stock and findings.....	66	37	1,952	57	148	1,672	72	3	.....
30	1 Bread and other bakery products (except biscuit, crackers, and pretzels).....	2,910	2,950	38,314	674	1,859	31,398	3,777	92	514
31	13 Brick and hollow structural tile.....	37	13	2,208	45	98	2,024	26	13	2
32	20 Brooms.....	22	22	344	18	24	280	22	.....	.....
33	20 Brushes.....	62	40	2,426	57	161	2,008	138	2	.....
34	20 Buttons.....	154	157	4,250	118	245	3,676	206	5	.....
35	9 Candles.....	13	3	844	37	54	586	165	.....	2
36	1 Candy and other confectionery products.....	149	76	7,514	166	441	6,266	587	15	39
37	1 Cane-sugar refining.....	6	.....	3,284	.....	413	2,650	26	97	98
38	1 Canned and dried fruits and vegetables (including canned soups).....	152	38	9,203	132	528	8,210	297	33	13
39	1 Canned fish, crustacea, and mollusks.....	4	.....	44	7	4	20	13	.....	.....
40	4 Canvas products (except bags).....	53	22	658	64	66	429	98	.....	1
41	20 Carbon paper and inked ribbons.....	22	6	1,169	32	136	739	250	12	.....
42	16 Carbon products for the electrical industry, and manufactures of carbon or artificial graphite.....	7	2	1,027	8	171	803	45	.....	.....
43	3 Carpets and rugs, wool.....	9	.....	14,422	19	989	12,726	653	35	.....
44	3 Carpets, rugs, and mats made from such materials as paper fiber, grass, jute, flax, sisal, cotton, cocoa fiber, and rags.....	11	11	237	8	20	185	21	3	.....
45	6 Caskets, coffins, burial cases, and other morticians' goods.....	43	19	1,547	34	119	1,264	129	.....	1
46	14 Cast-iron pipe and fittings.....	6	.....	380	13	24	341	2	.....	.....
47	13 Cement.....	12	.....	1,682	10	172	1,335	103	62	.....
48	1 Cereal preparations.....	7	1	900	1	30	800	33	.....	18
49	1 Cheese.....	166	128	497	10	69	407	10	.....	1
50	9 Chemicals not elsewhere classified.....	84	7	12,836	113	2,300	9,358	313	675	77
51	1 Chewing gum.....	9	.....	2,064	16	222	1,388	420	.....	48
52	4 Children's and infants' wear not elsewhere classified—made in contract factories.....	12	14	675	5	14	650	6	.....	.....
53	4 Children's and infants' wear not elsewhere classified—made in inside factories or by jobbers engaging contractors.....	68	43	1,785	66	97	1,450	170	1	1
54	4 Children's coats—made in contract factories.....	32	36	673	6	7	659	.....	.....	1
55	4 Children's coats—made in inside factories or by jobbers engaging contractors.....	85	54	1,991	104	195	1,366	301	.....	25
56	4 Children's dresses—made in contract factories.....	43	44	1,145	6	15	1,121	3	.....	.....
57	4 Children's dresses—made in inside factories or by jobbers engaging contractors.....	106	67	4,142	136	236	3,332	425	.....	13
58	20 Children's vehicles.....	10	7	388	13	27	324	18	6	.....
59	13 China firing and decorating (for the trade).....	8	7	104	8	.....	83	13	.....	.....
60	1 Chocolate and cocoa products.....	13	.....	2,422	17	232	1,824	114	2	233
61	6 Cigar boxes: wooden, part wooden.....	3	.....	181	8	14	154	5	.....	.....
62	2 Cigarettes.....	10	2	174	9	14	147	4	.....	.....
63	2 Cigars.....	119	112	2,375	38	76	2,165	96	.....	2
64	6 Cleaning and polishing preparations, blackings, and dressings.....	111	53	1,893	106	229	1,031	614	11	5
65	15 Clocks, watches, and materials and parts (except watchcases).....	24	15	1,550	16	119	1,342	68	.....	.....
66	6 Clothing, leather and sheep-lined.....	22	13	564	20	32	500	11	1	.....

See footnotes at end of table.



## THE STATE, BY INDUSTRIES: 1939

and gives statistics for the remaining industries both in combination ("Other industries") and by industry groups. Certain of the industries for which combined figures larger values of products than some of those shown separately]

SALARIES AND WAGES							COST OF MATERIALS, SUPPLIES, FUEL, PURCHASED ELECTRIC ENERGY, AND CONTRACT WORK							Value of products	Value added by manu- facture	
Total	Salaries of officers of corporations	Manufacturing		Distribu- tion	Con- struc- tion	Other	Total	Materials and supplies	Fuel	Pur- chased electric energy	Contract work					
Dollars	Dollars	Dollars	Dollars	Dollars	Dollars	Dollars	Dollars	Dollars	Dollars	Dollars	Dollars	Dollars	Dollars	Dollars	Dollars	
1,767,861,679	157,961,094	238,732,268	1,163,785,198	187,845,078	12,559,158	6,968,883	3,762,505,388	3,357,605,686	68,688,621	57,615,294	278,595,787	7,134,400,147	3,341,894,750	1		
7,174,778	320,160	1,635,509	3,463,117	1,239,869	516,123	9,762,400	9,762,400	9,255,797	196,935	296,366	13,302	23,364,695	13,602,295	2		
3,415,448	186,256	593,720	2,385,643	235,202	4,000	10,627	4,337,513	4,063,711	205,167	68,512	183	9,914,394	5,576,881	3		
13,389,943	460,094	3,095,292	9,602,468	222,902	9,187	10,200,381	9,716,882	9,716,882	89,939	153,428	240,132	30,398,311	20,197,680	4		
9,473,148	354,160	1,052,602	6,919,250	715,771	402,805	28,560	38,941,829	37,455,456	563,182	778,847	144,344	57,689,722	18,747,803	5		
(5)	(5)	(5)	(5)	(5)	(5)	(5)	(5)	(5)	(5)	(5)	(5)	(5)	(5)	6		
(5)	(5)	(5)	(5)	(5)	(5)	(5)	(5)	(5)	(5)	(5)	(5)	(5)	(5)	7		
200,814	65,353	21,204	99,050	15,198	6,118	331,084	321,349	321,349	2,477	7,258	727,358	396,274	8			
336,545	37,931	45,803	199,585	47,108	6,118	256,814	238,618	238,618	6,833	11,363	834,774	577,960	9			
(5)	(5)	(5)	(5)	(5)	(5)	(5)	(5)	(5)	(5)	(5)	(5)	(5)	(5)	10		
2,851,425	158,786	589,391	1,891,103	203,545	4,700	3,000	3,233,833	3,130,860	17,713	64,497	20,763	7,762,575	4,528,742	11		
(5)	(5)	(5)	(5)	(5)	(5)	(5)	(5)	(5)	(5)	(5)	(5)	(5)	(5)	12		
522,426	43,646	46,429	409,254	17,269	5,828	488,896	468,182	468,182	6,643	14,036	35	1,253,042	764,146	13		
1,416,924	32,171	241,663	1,028,622	104,228	6,240	4,000	4,275,508	4,121,647	47,087	109,774	6,622,618	2,347,110	14			
669,091	106,036	64,058	446,176	52,821	1,223	2,216,479	2,135,415	2,135,415	33,266	47,778	3,697,596	1,381,117	15			
891,834	115,459	98,371	552,237	125,767	1,223	1,499,827	1,462,859	1,462,859	4,709	24,181	8,078	3,464,902	1,065,076	16		
4,214,653	516,801	224,193	2,931,280	532,249	10,130	6,880,921	6,775,796	6,775,796	825	51,916	52,384	13,388,374	6,507,453	17		
7,477,827	263,799	522,165	5,092,500	1,047,266	137,277	414,820	12,577,483	12,080,988	345,020	161,475	38,381,756	25,804,273	18			
2,461,692	30,000	298,311	2,029,573	102,686	1,223	27,778,618	17,314,869	10,149,102	314,647	3,697,596	36,896,837	9,112,219	19			
196,248	46,000	12,310	65,268	72,674	(5)	711,313	703,957	703,957	1,438	5,918	1,102,734	391,421	20			
(5)	(5)	(5)	(5)	(5)	(5)	(5)	(5)	(5)	(5)	(5)	(5)	(5)	(5)	21		
510,856	69,355	34,218	392,305	14,978	(5)	522,201	507,147	507,147	4,495	9,681	878	1,385,631	863,430	22		
(5)	(5)	(5)	(5)	(5)	(5)	(5)	(5)	(5)	(5)	(5)	(5)	(5)	(5)	23		
15,100,653	1,796,523	1,405,402	10,554,299	1,342,791	1,668	8,325,979	7,487,212	7,487,212	59,414	297,653	481,700	33,694,080	25,368,101	24		
9,214,900	1,403,224	1,201,857	6,936,381	669,763	4,175	8,641,619	7,434,551	7,434,551	29,784	239,452	917,822	22,345,686	13,704,067	25		
2,436,473	196,523	582,240	1,217,966	438,178	1,560	1,108,723	871,746	871,746	16,140	33,697	187,140	5,987,969	4,879,246	26		
12,078,380	2,875,010	5,190,537	13,376,683	3,876,085	5,750	20,179,451	4,856,873	4,856,873	1,939	62,093	15,258,546	65,548,889	45,399,238	27		
1,961,497	286,039	213,847	1,354,561	101,300	5,750	3,563,416	3,469,498	3,469,498	20,133	73,785	6,348,311	2,784,895	29			
57,714,989	2,406,895	3,509,712	46,249,243	4,775,289	113,126	94,583,636	89,588,354	89,588,354	3,014,069	1,982,769	144	204,500,877	109,916,041	30		
2,727,351	175,724	170,234	2,307,372	46,756	26,592	1,859,082	644,026	644,026	999,838	215,218	6,314,214	4,455,132	31			
330,909	55,239	28,486	213,723	33,521	435,548	452,827	435,548	435,548	8,505	6,660	2,084	883,292	430,465	32		
2,834,391	330,568	291,431	1,993,781	216,207	2,404	5,918,826	5,827,111	5,827,111	22,404	59,318	9,993	10,526,867	4,608,041	33		
4,193,808	508,006	420,015	2,971,396	279,936	8,450	4,497,005	4,203,749	4,203,749	47,732	136,414	109,110	11,203,100	6,706,101	34		
1,284,849	259,056	311,703	565,848	326,330	1,912	2,543,333	2,480,161	2,480,161	47,472	15,700	4,634,388	2,091,055	35			
8,373,815	888,858	780,193	5,748,496	890,861	19,645	20,101,379	19,494,915	19,494,915	265,376	275,447	65,641	36,285,218	16,183,839	36		
5,145,509	740,529	863,581	5,703,519	487,695	128,140	67,265,046	66,211,544	66,211,544	1,035,858	17,644	79,738,320	12,473,274	37			
7,970,011	38,553	3,470	11,667	11,667	70,062	31,681,150	30,740,236	30,740,236	486,657	189,731	164,535	55,137,396	23,556,237	38		
73,636	237,118	106,825	480,922	165,547	1,590	267,980	263,839	263,839	2,314	1,827	449,151	181,171	39			
1,001,002	360,801	345,292	977,476	499,084	23,912	1,483,597	1,461,074	1,461,074	7,708	12,998	1,817	2,816,366	1,332,799	40		
2,206,565	57,146	403,534	1,243,210	125,258	1,852,216	2,733,731	2,018,691	2,018,691	147,670	425,322	142,048	6,672,308	3,938,577	41		
1,829,148	304,832	2,123,640	15,202,048	1,352,216	57,755	25,767,228	24,793,793	24,793,793	669,217	224,230	79,988	63,428,696	37,661,468	42		
10,130,491	15,212	22,513	147,823	18,242	4,890	303,688	280,243	280,243	3,827	6,219	13,399	694,731	391,043	43		
208,680	158,712	216,075	1,647,195	292,903	764	2,712,532	2,615,452	2,615,452	35,196	58,882	3,002	6,026,349	3,313,817	44		
2,316,240	67,530	40,033	348,062	2,205	74,364	431,788	355,267	355,267	59,698	14,854	1,969	1,053,866	622,078	45		
443,439	80,505	423,916	1,894,762	293,235	173	4,408,753	2,148,360	2,148,360	1,474,451	785,942	10,596,449	6,187,696	46			
2,766,782	(5)	(5)	(5)	(5)	(5)	(5)	(5)	(5)	(5)	(5)	(5)	(5)	(5)	47		
575,998	29,900	84,093	445,527	15,705	980,412	6,444,708	6,273,909	6,273,909	113,352	53,474	3,973	7,774,504	1,329,796	48		
24,407,880	1,293,032	6,237,772	15,008,001	784,192	154,471	52,703,899	43,430,864	43,430,864	4,127,633	5,071,822	78,580	122,306,542	69,602,643	49		
(5)	(5)	(5)	(5)	(5)	(5)	(5)	(5)	(5)	(5)	(5)	(5)	(5)	(5)	50		
529,972	17,995	19,556	499,221	3,200	49,264	33,430	33,430	33,430	2,180	10,309	3,345	758,798	709,534	51		
2,007,807	259,173	143,269	1,335,842	266,653	1,000	5,372,691	4,484,578	4,484,578	3,630	35,178	849,205	8,689,633	3,317,042	52		
800,616	13,793	10,551	776,004	268	770	60,622	40,149	40,149	5,067	11,357	3,919	1,041,801	981,279	53		
3,544,834	488,606	277,111	2,282,360	472,427	24,330	15,069,921	11,858,067	11,858,067	1,425	62,282	3,148,147	21,215,904	6,145,983	54		
716,813	11,357	20,241	680,979	4,236	44,738	44,738	27,700	27,700	1,584	15,454	15,454	980,282	941,544	55		
5,006,121	766,675	409,023	3,055,863	759,283	15,277	15,705,836	11,705,939	11,705,939	4,310	80,361	3,915,235	24,586,166	8,880,330	56		
514,625	53,675	48,077	369,761	34,877	7,636	1,027,104	1,005,141	1,005,141	9,879	12,082	17,358	1,798,315	771,211	57		
101,343	22,430	60,117	18,796	60,117	3,008	188,139	159,064	159,064	10,174	1,603	17,358	372,252	184,113	58		
3,662,584	200,706	418,516	2,277,290	291,995	6,231	16,788,137	16,276,978	16,276,978	155,658	355,601	24,277,575	7,489,438	7,489,438	59		
182,022	18,086	22,055	135,060	6,231	371,069	114,778	107,595	107,595	2,118	5,065	335,731	220,953	220,953	60		
227,046	64,445	23,586	134,631	4,984	1,693,110	1,687,502	1,687,502	1,687,502	1,326	4,222	60	2,746,738	1,053,628	61		
2,002,781	174,517	135,405	1,622,220	170,639	12,841	2,979,826	2,935,369	2,935,369	12,215	30,742	1,000	6,381,567	3,402,241	62		
2,829,762	507,223	420,504	1,137,223	778,104	3,867	7,899,551	7,796,846	7,796,846	32,808	65,336	4,					

TABLE 8.—GENERAL STATISTICS FOR THE

Group No.	INDUSTRY	*Number of establishments	*Proprietors and firm members	*PERSONS EMPLOYED IN MANUFACTURING ESTABLISHMENTS 1						
				Total 2	Salaried officers of corporations 3	Manufacturing		Distribution	Construction	Other
						Salaried employees 4	Wage earners (average for year) 5			
1	3									
2	10									
3	2									
4	4									
5	4									
6	9									
7	17									
8	16									
9	9									
10	13									
11	1									
12	17									
13	7									
14	1									
15	6									
16	3									
17	6									
18	4									
19	20									
20	3									
21	3									
22	3									
23	3									
24	1									
25	1									
26	4									
27	4									
28	14									
29	20									
30	7									
31	20									
32	14									
33	4									
34	9									
35	3									
36	3									
37	16									
38	16									
39	16									
40	16									
41	15									
42	8									
43	17									
44	4									
45	4									
46	4									
47	14									
48	14									
49	15									
50	8									
51	7									
52	20									
53	14									
54	20									
55	3									
56	9									
57	7									
58	3									
59	14									
60	20									
61	9									
62	1									
63	1									
64	1									
65	17									
66	12									
67	14									
68	4									
69	20									
70	14									

See footnotes at end of table.

## STATE, BY INDUSTRIES: 1939—Continued

SALARIES AND WAGES							COST OF MATERIALS, SUPPLIES, FUEL, PURCHASED ELECTRIC ENERGY, AND CONTRACT WORK								
Total <sup>1</sup>	Salaries of officers of corporations <sup>2</sup>	Manufacturing		Distri- bution	Con- struc- tion	Other	Total	Materials and supplies	Fuel	Pur- chased electric energy	Contract work	Value of products	Value added by manu- facture <sup>4</sup>		
		Salaries <sup>3</sup>	Wages												
Dollars	Dollars	Dollars	Dollars	Dollars	Dollars	Dollars	Dollars	Dollars	Dollars	Dollars	Dollars	Dollars	Dollars		
2,334,576	322,345	200,650	1,587,062	202,512		22,007	3,289,519	3,145,700	94,931	48,888		7,985,383	4,695,864	1	
( <sup>4</sup> )	( <sup>4</sup> )	( <sup>4</sup> )	( <sup>4</sup> )	( <sup>4</sup> )		( <sup>4</sup> )	( <sup>4</sup> )	( <sup>4</sup> )	( <sup>4</sup> )	( <sup>4</sup> )	( <sup>4</sup> )	( <sup>4</sup> )	( <sup>4</sup> )	2	
1,641,994	268,491	224,830	1,041,165	105,899	1,600		5,454,917	5,314,561	70,607	63,240		9,988,487	3,415,613	3	
18,211,903	558,488	254,320	17,327,414	54,557		17,115	1,905,137	1,168,933	76,275	241,787		24,612,782	22,707,645	4	
30,354,855	4,224,543	1,701,420	10,718,148	4,558,105		152,639	151,669,935	118,948,672	53,917	469,603	32,197,743	267,235,885	55,565,960	5	
1,853,147	122,396	333,490	917,632	326,330	20,901	132,398	6,201,717	5,967,614	157,998	72,747	3,958	10,753,834	4,552,117	6	
2,660,762	311,123	537,750	1,604,635	200,254		7,000	3,852,273	3,730,605	35,725	32,633	53,310	9,988,487	6,136,214	7	
4,615,648	523,211	1,023,780	2,674,792	385,058	2,371	6,436	4,192,964	4,014,159	47,978	120,319	10,508	10,674,799	6,481,835	8	
536,310		69,560	352,210	114,540			553,846	407,095	16,362	130,389		2,830,410	2,276,564	9	
2,872,527	455,208	211,827	1,845,681	328,097	29,714	2,000	7,870,252	7,648,558	69,297	110,847	41,550	13,240,862	5,370,610	10	
2,204,439	85,997	304,721	1,616,310	156,972	37,863	2,576	18,532,758	17,470,649	833,839	228,270		24,149,788	5,617,030	11	
1,374,462	104,568	352,728	728,549	175,095	10,741	2,781	1,722,670	1,677,860	24,921	18,920	960	4,420,132	2,687,462	12	
6,911,970	926,357	885,056	3,939,728	1,031,362	124,824	4,043	14,925,022	14,682,934	55,406	153,340	33,342	30,419,405	15,494,383	13	
816,058	15,600	144,788	601,895	53,775			13,216,186	13,065,918	135,881	14,387		16,418,527	3,202,341	14	
515,693	19,122	66,841	420,635	7,535		1,560	1,803,376	1,774,899	19,811	8,666		2,572,166	768,790	15	
3,421,792	246,481	618,518	2,309,156	243,912		3,725	5,293,535	5,042,712	76,549	173,562	712	12,636,557	7,343,022	16	
523,233	130,219	52,394	285,006	48,322		1,292	901,274	874,979	6,203	20,092		1,765,396	864,122	17	
9,774,989	1,149,673	838,158	6,213,589	1,549,463	19,099	4,707	19,862,379	18,847,803	20,174	118,934	905,468	36,052,529	16,160,150	18	
3,734,821	472,631	318,305	2,277,524	664,046	2,315		4,463,299	4,299,993	11,034	58,280	93,992	10,987,044	6,523,745	19	
3,769,722	97,613	274,452	3,267,679	87,305		42,583	4,895,961	4,309,393	231,381	265,403	87,784	16,137,541	11,243,580	20	
1,079,186	140,870	133,843	753,854	60,619			1,863,157	1,807,227	26,946	23,686	5,298	3,814,073	1,950,916	21	
629,760	114,388	60,883	301,175	153,323			3,525,648	3,440,564	2,500	30,900	51,684	5,022,705	1,497,057	22	
783,216	33,850	97,400	643,825	8,135			3,872,239	3,750,196	48,541	29,165	44,337	5,498,013	1,625,774	23	
399,479	47,029	78,263	174,440	88,139	9,705	1,063	3,670,798	3,568,286	67,619	34,713	180	4,740,400	1,069,662	24	
492,725	94,400	61,100	251,153	85,832		120	3,877,390	3,845,170	13,424	18,796		5,215,331	1,337,941	25	
445,666	25,505	18,905	393,329	7,867			122,752	113,125	671	8,534	422	894,855	772,103	26	
3,490,540	560,879	288,401	2,010,969	613,522	2,128	5,641	15,674,396	14,701,883	1,707	60,859	999,947	21,764,528	6,090,132	27	
4,923,236	484,258	584,443	3,407,598	444,582	1,085	1,270	6,652,571	5,424,113	56,466	160,653	11,339	14,040,067	3,387,496	28	
2,781,702	298,978	634,655	1,502,927	345,212			6,596,414	6,485,842	65,201	38,531	6,840	11,919,023	5,322,600	29	
2,962,612	293,588	354,854	1,809,930	526,095	7,445		5,319,648	5,215,522	35,944	63,266	4,916	8,807,987	5,488,339	30	
2,430,883	246,273	183,420	1,836,087	163,745	752		5,076,118	4,870,117	30,779	70,739	95,483	9,034,870	3,958,752	31	
5,394,634	660,732	681,944	3,605,201	437,637	3,120		5,988,260	5,571,894	52,419	107,276	276,701	14,703,504	8,715,244	32	
1,950,015	88,547	130,107	1,624,173	90,233		7,845	2,727,331	2,544,630	4,008	34,412	144,281	5,495,043	1,669,013	33	
11,831,827	1,886,242	2,347,584	4,780,077	2,617,054	112,968	81,302	20,557,198	19,499,251	185,412	190,478	682,057	62,283,358	41,729,160	34	
7,595,418	997,201	862,878	5,434,787	309,270		1,692	6,544,073	5,401,446	906,301	236,326		18,155,404	11,611,331	35	
498,332	91,076	44,261	326,602	34,313		2,080	444,798	361,307	58,703	24,758		1,337,410	892,612	36	
811,768	138,212	81,332	465,327	126,897			1,295,541	1,138,419	12,429	26,711	117,982	2,364,237	1,098,696	37	
151,927	27,200	30,195	55,632	38,900			356,564	327,665	693	1,921		762,630	406,066	38	
1,515,700	101,258	353,238	933,222	127,982			1,995,466	1,931,076	22,877	33,137	8,376	4,036,487	2,041,021	39	
( <sup>4</sup> )	( <sup>4</sup> )	( <sup>4</sup> )	( <sup>4</sup> )	( <sup>4</sup> )	( <sup>4</sup> )	( <sup>4</sup> )	( <sup>4</sup> )	( <sup>4</sup> )	( <sup>4</sup> )	( <sup>4</sup> )	( <sup>4</sup> )	( <sup>4</sup> )	( <sup>4</sup> )	40	
2,151,976	288,836	134,932	1,584,053	122,377	12,333	9,445	960,308	745,875	37,305	169,348	16,780	4,383,216	3,413,008	41	
3,800,882	500,073	461,867	2,386,448	410,494			3,553,669	3,047,570	40,584	151,996	2,813,519	9,228,016	5,674,347	42	
4,389,720	211,498	743,310	2,888,352	545,019		1,547	4,096,198	3,875,068	83,368	124,090	13,672	11,553,577	7,457,379	43	
2,994,622	255,633	111,331	2,527,931	91,167		8,560	1,290,328	1,097,918	3,067	55,052	134,291	6,306,214	5,015,886	44	
508,083	85,119	43,033	362,654	17,761		416	515,164	381,667	450	6,937	125,910	1,218,876	703,712	45	
381,655	77,757	28,811	245,735	27,904		1,448	665,194	365,280	2,903	9,401	287,610	1,421,729	756,535	46	
1,514,510	150,062	133,118	1,094,619	135,908	803		3,088,941	2,915,340	19,135	46,095	108,371	5,578,613	2,480,672	47	
176,269	44,460	27,086	101,026	3,697			104,033	81,120	10,627	12,286		397,469	263,376	48	
1,549,073	99,626	153,658	1,094,693	197,596		3,500	1,232,687	1,160,402	22,335	32,424	17,526	3,620,890	2,388,203	49	
3,441,135	308,928	528,793	2,455,085	148,329			1,475,482	1,318,752	25,352	69,802	61,576	6,700,630	5,225,148	50	
3,040,326	410,650	241,020	1,754,766	609,261	23,729		4,414,030	4,277,120	10,790	91,050	35,070	9,001,934	4,587,904	51	
2,795,320	301,296	404,555	1,801,043	190,786	37,640		3,716,031	3,460,555	69,114	96,828	89,534	7,941,465	4,228,534	52	
7,276,781	1,060,058	811,434	4,884,893	479,326	40,570	500	12,929,060	12,265,287	83,988	157,621	422,164	24,216,315	11,287,255	53	
4,810,656	608,167	255,824	3,894,700	547,785	4,180		5,361,632	5,232,777	19,903	75,337	33,615	13,082,798	7,721,166	54	
( <sup>4</sup> )	( <sup>4</sup> )	( <sup>4</sup> )	( <sup>4</sup> )	( <sup>4</sup> )	( <sup>4</sup> )	( <sup>4</sup> )	( <sup>4</sup> )	( <sup>4</sup> )	( <sup>4</sup> )	( <sup>4</sup> )	( <sup>4</sup> )	( <sup>4</sup> )	( <sup>4</sup> )	55	
378,191	13,825	59,523	204,354	37,092	2,461	936	2,678,877	2,652,368	3,897	22,612		3,729,520	1,050,643	56	
2,686,382	125,191	249,286	1,826,241	485,664			4,097,971	3,950,206	88,748	59,017		9,707,959	5,609,588	57	
3,018,874	377,184	193,956													

TABLE 8.—GENERAL STATISTICS FOR THE

Group No.	INDUSTRY	*Number of establishments	*Pro- pri- etors and firm mem- bers	*PERSONS EMPLOYED IN MANUFACTURING ESTABLISHMENTS <sup>1</sup>						
				Total <sup>2</sup>	Salaried officers of corporations <sup>2</sup>	Manufacturing		Distri- bution	Con- struc- tion	Other
						Salaried employ- ees <sup>2</sup>	Wage earners (average for year) <sup>3</sup>			
1 20	Games and toys (except dolls and children's vehicles).....	109	80	2,879	90	184	2,395	210	-----	-----
2 8	General commercial (job) printing.....	1,823	1,419	23,171	1,420	2,628	17,433	1,675	10	5
3 16	Generating, distribution, and industrial apparatus, and apparatus for incorporation in manufactured products, not elsewhere classified.....	56	21	16,874	71	4,087	12,178	395	5	138
4 13	Glass containers.....	8	-----	1,665	14	71	1,447	113	20	-----
5 9	Glue and gelatin.....	13	1	674	10	63	568	12	20	1
6 15	Gold and silver leaf and foil.....	8	9	130	4	3	114	14	-----	1
7 8	Gravure, rotogravure, and rotary photogravure (including preparation of plates).....	7	-----	677	16	80	560	21	-----	-----
8 14	Gray-iron and semisteel castings.....	70	30	4,000	90	269	3,581	67	2	1
9 9	Grease and tallow (except lubricating greases).....	22	19	979	16	115	768	53	27	-----
10 8	Greeting cards (except hand-painted).....	38	24	2,423	42	294	1,864	223	-----	-----
11 13	Gypsum products.....	9	-----	1,404	-----	163	1,314	2	15	-----
12 20	Hair work.....	28	27	265	16	11	224	14	-----	-----
13 4	Handkerchiefs—made in inside factories or by jobbers engaging contractors.....	27	13	679	27	38	412	189	-----	13
14 20	Hand stamps, stencils, and brands.....	54	33	650	56	72	430	91	1	-----
15 14	Hardware not elsewhere classified.....	76	30	3,096	99	286	2,493	212	3	3
16 9	Hardwood distillation and charcoal manufacture.....	6	5	145	-----	14	131	-----	-----	-----
17 4	Hat and cap materials, trimmings, etc.....	50	33	873	41	52	738	41	-----	1
18 3	Hat bodies and hats, fur-felt.....	6	1	137	8	4	117	8	-----	-----
19 3	Hats, straw.....	6	-----	295	10	11	267	7	-----	-----
20 3	Hatters' fur.....	4	4	227	8	31	187	1	-----	-----
21 14	Heating and cooking apparatus, except electric, not elsewhere classified.....	29	13	281	26	34	202	19	-----	-----
22 3	Hosiery—full-fashioned.....	19	3	3,697	16	185	3,327	164	5	-----
23 3	Hosiery—seamless.....	14	7	1,107	21	57	1,018	11	-----	-----
24 13	Hotel china.....	4	-----	1,396	9	106	1,237	33	11	-----
25 4	House dresses, uniforms, and aprons—made in contract factories.....	126	135	4,135	26	45	4,066	5	-----	3
26 4	House dresses, uniforms, and aprons—made in inside factories or by jobbers engaging contractors.....	154	134	4,457	138	317	3,577	418	-----	7
27 4	Housefurnishings (except curtains, draperies, and bedspreads).....	182	150	3,685	126	230	2,983	328	10	8
28 6	Household furniture, except upholstered.....	297	178	8,242	372	641	6,690	496	12	31
29 1	Ice cream and ices.....	202	117	4,162	125	356	1,891	1,657	42	91
30 1	Ice, manufactured.....	185	43	2,016	112	208	1,240	401	5	60
31 12	Industrial leather belting and packing leather.....	34	14	243	32	31	145	33	2	-----
32 17	Industrial machinery, not elsewhere classified.....	85	23	3,805	135	795	2,719	136	12	8
33 9	Insecticides, fungicides, and related industrial and household chemical compounds.....	131	35	1,396	146	215	789	241	-----	5
34 16	Insulated wire and cable.....	15	7	1,751	16	208	1,458	59	-----	10
35 17	Internal-combustion engines.....	8	3	2,344	12	600	1,645	84	2	1
36 15	Jewelers' findings and materials.....	12	8	259	13	18	193	31	-----	4
37 20	Jewelry cases and instrument cases.....	67	58	2,377	53	121	2,040	154	-----	-----
38 15	Jewelry (precious metals).....	402	376	3,624	244	370	2,568	368	-----	13
39 3	Knitted cloth.....	128	67	4,312	115	311	3,760	100	17	9
40 3	Knitted gloves.....	14	6	4,429	7	119	4,263	20	20	-----
41 3	Knitted outerwear (except knit gloves)—contract factories.....	188	202	2,841	71	26	2,725	17	1	1
42 3	Knitted outerwear (except knit gloves)—regular factories or jobbers en- gaging contractors.....	219	140	6,653	242	364	5,341	690	3	13
43 3	Knitted underwear.....	45	9	10,076	60	401	9,290	201	8	17
44 6	Laboratory, hospital, and other professional furniture.....	18	9	510	28	39	388	55	-----	-----
45 3	Lace goods.....	13	6	1,394	14	119	1,228	31	2	-----
46 20	Lamp shades.....	73	50	944	61	47	755	81	-----	-----
47 15	Lapidary work.....	63	99	170	6	9	150	4	-----	1
48 6	Lasts and related products.....	11	4	502	12	42	409	38	1	-----
49 17	Laundry equipment, domestic.....	4	-----	1,357	7	112	977	105	32	24
50 12	Leather gloves and mittens.....	154	180	6,852	103	342	6,242	146	4	15
51 12	Leather goods not elsewhere classified.....	71	73	1,022	42	50	856	74	-----	-----
52 12	Leather: tanned, curried, and finished—contract factories.....	21	11	880	37	40	799	4	-----	-----
53 12	Leather: tanned, curried, and finished—regular factories or jobbers en- gaging contractors.....	40	23	4,137	38	171	3,888	37	3	-----
54 15	Lighting fixtures.....	191	102	5,085	242	540	4,390	505	2	6
55 13	Line.....	9	1	165	5	20	137	3	-----	-----
56 9	Linseed oil, cake, and meal.....	3	-----	228	4	35	179	8	-----	2
57 1	Liquors, distilled.....	3	-----	65	-----	9	56	-----	-----	-----
58 1	Liquors, rectified or blended.....	14	-----	256	16	49	134	57	-----	-----
59 8	Lithographing and photo-lithographing (including preparation of stones or plates and dry transfers).....	199	46	9,173	351	1,006	6,839	951	26	-----
60 5	Logging camps and logging contractors (not operating sawmills).....	7	8	391	1	11	379	-----	-----	-----
61 9	Lubricating oils and greases—not made in petroleum refineries.....	15	1	184	20	38	82	44	-----	-----
62 1	Macaroni, spaghetti, vermicelli, and noodles.....	89	99	2,232	80	108	1,662	336	4	12
63 8	Machine and hand typesetting (including advertisement typesetting).....	184	127	2,480	179	261	1,874	166	-----	-----
64 17	Machine-shop products, not elsewhere classified.....	246	130	6,208	200	823	4,838	244	17	26
65 17	Machine-shop repairs.....	118	89	1,313	74	99	1,120	7	-----	3
66 17	Machine-tool and other metalworking-machinery accessories, metal-cut- ting and shaping tools, and machinists' precision tools.....	119	84	1,733	92	129	1,450	58	-----	4
67 17	Machine tools.....	15	1	2,569	31	352	2,069	140	-----	7
68 14	Malleable-iron castings.....	9	-----	1,590	22	139	1,399	27	3	-----
69 1	Malt.....	4	-----	145	11	14	110	9	-----	-----
70 1	Malt liquors.....	64	-----	9,204	160	702	4,395	3,513	98	336

See footnotes at end of table.

## STATE, BY INDUSTRIES: 1939—Continued

SALARIES AND WAGES							COST OF MATERIALS, SUPPLIES, FUEL, PURCHASED ELECTRIC ENERGY, AND CONTRACT WORK						Value of products	Value added by manu- facture	
Total	Salaries of officers of corporations	Manufacturing		Distribu- tion	Con- struc- tion	Other	Total	Materials and supplies	Fuel	Pur- chased electric energy	Contract work				
Dollars	Dollars	Dollars	Dollars	Dollars	Dollars	Dollars	Dollars	Dollars	Dollars	Dollars	Dollars	Dollars	Dollars	Dollars	
2,938,598	390,270	270,687	1,989,747	287,894	10,226	14,929	6,150,067	6,072,508	14,102	50,075	13,382	11,172,072	5,022,005	1	
40,062,013	6,139,222	4,531,904	25,761,944	3,603,728	10,226	14,929	38,287,352	32,576,524	214,940	1,199,305	4,296,583	102,015,813	63,728,461	2	
(9)	(9)	(9)	(9)	(9)	(9)	(9)	(9)	(9)	(9)	(9)	(9)	(9)	(9)	3	
982,061	73,806	171,201	653,639	24,060	37,275	2,080	2,980,302	2,679,451	263,069	34,835	1,007	5,842,189	2,861,887	4	
188,901	41,740	15,860	105,023	24,256	-----	2,022	324,109	318,926	1,351	3,802	-----	573,017	248,908	5	
1,770,338	112,100	243,874	1,324,527	88,441	1,306	-----	1,560,983	1,284,729	11,467	50,473	214,314	4,250,136	2,689,153	6	
5,566,501	435,686	536,874	4,465,242	116,753	11,709	237	4,079,779	3,334,937	494,475	208,278	42,089	11,847,862	7,768,083	7	
1,583,504	113,641	204,372	1,069,326	154,510	41,655	-----	5,248,601	4,969,359	215,433	63,341	468	8,001,050	2,752,449	8	
3,257,094	498,760	394,383	1,926,685	437,266	-----	-----	5,688,975	3,714,117	4,457	51,142	1,899,259	12,028,468	6,359,493	9	
2,297,179	-----	302,302	1,925,484	3,680	65,713	-----	4,475,776	3,737,801	322,686	414,869	420	11,498,503	7,022,727	10	
240,679	36,283	12,858	183,144	17,394	-----	-----	295,100	280,179	1,141	4,535	9,245	736,931	441,831	11	
852,036	159,137	70,615	349,247	204,852	-----	8,185	4,909,717	3,752,137	4,888	9,864	1,142,828	6,997,750	2,088,033	12	
908,504	172,092	100,583	515,818	119,176	835	-----	709,438	667,320	9,501	17,125	15,492	2,068,086	1,358,648	13	
3,940,964	589,821	437,701	2,550,288	364,284	6,280	1,620	5,028,978	4,760,546	98,447	139,205	30,780	11,379,779	6,350,801	14	
90,654	-----	17,273	73,029	-----	-----	352	234,108	153,598	78,958	1,552	-----	336,573	102,465	15	
982,768	160,638	71,677	688,407	61,325	-----	720	2,826,902	2,702,454	632	21,011	102,805	4,376,970	1,550,077	16	
141,471	17,265	5,413	112,027	6,766	-----	-----	195,803	175,938	8,273	4,345	7,247	423,370	227,567	17	
348,808	38,086	19,311	282,650	8,761	-----	-----	488,529	481,760	-----	6,769	-----	1,095,289	606,760	18	
(9)	(9)	(9)	(9)	(9)	(9)	(9)	(9)	(9)	(9)	(9)	(9)	(9)	(9)	19	
500,789	101,307	49,871	318,911	30,700	-----	-----	793,168	776,736	6,924	8,933	575	1,646,169	853,001	20	
4,314,194	96,140	330,081	3,355,756	510,239	21,078	-----	2,806,794	2,679,764	95,286	30,090	1,654	9,055,761	6,248,967	21	
1,111,947	102,860	98,622	872,817	37,648	-----	-----	1,171,871	1,107,200	28,406	33,488	2,777	2,708,568	1,596,097	22	
(9)	(9)	(9)	(9)	(9)	(9)	(9)	(9)	(9)	(9)	(9)	(9)	(9)	(9)	23	
2,742,986	49,991	65,334	2,619,590	6,411	-----	2,600	198,277	123,734	11,377	63,166	-----	3,740,632	3,542,355	24	
4,894,156	702,023	468,105	3,005,927	704,866	13,735	-----	22,244,714	17,269,835	11,606	78,255	4,885,018	30,841,361	8,596,647	25	
3,965,575	535,607	310,836	2,575,151	612,633	24,186	-----	15,375,443	14,877,362	12,777	97,395	387,879	23,074,346	7,088,903	26	
10,642,520	1,353,075	940,495	7,385,901	873,606	18,112	71,331	12,772,885	12,236,693	145,668	286,427	104,097	28,960,762	16,187,877	27	
6,708,965	559,054	648,867	2,266,085	2,981,233	87,721	166,005	18,728,470	18,912,164	177,903	636,621	1,782	38,571,903	18,645,433	28	
3,114,674	539,813	418,726	1,594,019	490,220	6,594	65,302	2,321,233	374,254	161,921	1,787,058	-----	10,638,381	8,317,148	29	
383,300	104,792	56,624	168,320	50,744	2,826	-----	890,168	858,539	2,659	12,843	6,127	1,605,743	725,575	30	
6,394,240	715,253	1,538,473	3,789,212	342,076	7,101	11,125	6,540,424	6,244,058	113,437	128,179	54,750	18,051,264	11,510,840	31	
2,335,329	558,637	471,333	803,182	482,370	12,939	6,868	6,780,611	6,548,292	74,751	67,262	90,306	15,386,021	8,605,410	32	
2,461,392	93,554	307,961	1,898,091	92,069	9,777	-----	10,242,279	9,996,674	81,163	164,442	-----	15,008,764	4,766,485	33	
3,763,570	101,240	1,070,018	2,348,817	223,632	8,823	1,440	5,951,758	5,752,337	145,779	38,979	14,663	10,969,025	4,444,267	34	
460,138	92,052	39,657	255,548	76,881	-----	2,000	1,806,680	1,728,631	2,632	9,530	65,957	2,648,852	842,172	35	
2,854,217	339,347	195,325	1,809,647	509,998	-----	-----	2,820,819	2,731,793	13,856	56,680	18,490	6,953,566	4,132,747	36	
6,302,715	1,023,077	608,671	3,917,843	744,828	-----	10,696	13,818,577	12,998,750	17,635	68,783	733,409	25,053,038	11,234,461	37	
4,945,744	563,667	548,551	3,877,455	223,907	24,353	7,811	15,490,315	14,416,089	246,126	190,246	637,864	23,947,638	16,456,748	38	
3,060,508	41,501	204,070	2,706,159	32,152	16,026	-----	3,715,483	3,510,603	26,696	21,598	156,586	9,264,729	5,549,246	39	
2,332,908	119,505	37,326	2,165,905	8,382	900	950	528,519	372,813	31,320	93,714	30,672	4,597,636	4,069,117	40	
7,550,585	1,163,928	569,912	4,704,071	1,100,647	6,844	15,183	27,770,907	21,993,651	77,573	161,517	5,538,166	41,417,753	13,646,846	41	
8,177,031	450,427	836,407	6,528,988	330,257	11,274	21,678	14,020,175	13,389,640	293,661	145,334	191,540	26,374,650	12,344,750	42	
738,029	101,708	55,599	476,787	102,935	-----	-----	845,038	824,783	4,622	15,521	112	1,958,866	1,113,828	43	
1,717,685	97,724	200,160	1,261,845	143,277	8,689	-----	1,558,791	1,454,523	61,951	14,058	28,259	3,854,321	2,295,530	44	
947,443	192,485	62,005	595,312	97,641	-----	-----	1,432,773	1,393,225	447	13,826	20,275	2,971,265	1,538,492	45	
305,799	17,605	9,803	273,510	4,665	-----	216	3,045,829	3,001,723	248	4,590	39,268	4,035,690	989,861	46	
781,970	60,903	80,101	552,157	81,000	1,719	-----	596,069	558,146	7,128	30,795	-----	2,135,681	1,539,612	47	
1,987,289	75,163	320,309	1,235,355	270,315	56,555	29,592	5,110,795	5,028,775	38,646	43,374	-----	9,217,494	4,106,699	48	
5,607,015	376,871	404,820	4,493,331	247,461	4,710	19,822	8,562,214	7,458,659	44,555	41,427	1,017,573	16,078,144	7,515,930	49	
1,099,809	193,602	73,083	741,126	92,058	-----	-----	1,896,888	1,826,602	1,089	18,984	50,213	3,759,885	1,862,987	50	
1,406,925	214,338	123,062	1,034,830	3,795	-----	-----	905,475	752,500	85,177	51,515	16,283	2,782,377	1,876,902	51	
5,646,088	209,645	377,720	4,926,771	99,790	2,162	-----	22,353,933	21,407,925	399,593	246,153	300,262	32,969,776	10,615,843	52	
8,087,803	1,239,514	881,881	5,001,303	955,848	4,400	4,857	15,705,666	15,243,073	102,539	228,373	131,681	30,466,997	14,761,331	53	
235,732	21,007	42,946	168,379	3,400	-----	-----	373,489	213,880	86,050	72,709	850	853,343	479,854	54	
350,587	30,800	67,325	220,908	19,440	-----	3,114	4,768,239	4,732,493	18,213	17,543	-----	5,570,533	802,294	55	
(9)	(9)	(9)	(9)	(9)	(9)	(9)	(9)	(9)	(9)	(9)	(9)	(9)	(9)	56	
399,227	68,436	84,289	157,715	88,787	-----	-----	3,185,893	3,164,299	7,809	13,785	-----	4,675,250	1,489,357	57	
17,845,798	2,225,024	2,216,587	10,752,763	2,613,586	37,838	-----	15,906,193	12,560,728	126,477	389,996	2,828,992	43,429,451	27,523,258	58	
(9)	(9)	(9)	(9)	(9)	(										

TABLE 8.—GENERAL STATISTICS FOR THE

Group No.	INDUSTRY	*Number of establishments	*Pro-prietors and firm members	*PERSONS EMPLOYED IN MANUFACTURING ESTABLISHMENTS <sup>1</sup>						
				Total <sup>2</sup>	Salaried officers of corporations <sup>2</sup>	Manufacturing		Distri-bution	Con-struction	Other
						Salaried employ-ees <sup>2</sup>	Wage earners (average for year) <sup>3</sup>			
1	6	Matches.....	3	765	1	102	662			
2	6	Mattresses and bedsprings.....	182	157	114	210	2,021	311	2	11
3	17	Measuring and dispensing pumps.....	4	201	9	23	137	32		
4	17	Measuring instruments, mechanical (except electrical measuring instru- ments, watches, and clocks).....	12	1	19	142	1,282	118		10
5	1	Meat packing, wholesale.....	86	44	124	813	5,755	2,156	41	48
6	17	Mechanical power-transmission equipment.....	27	4	48	381	2,177	108	1	4
7	4	Men's and boys' hats and caps (except felt and straw).....	100	127	41	34	1,000	52		2
8	4	Men's and boys' shirts (except work shirts), collars, and nightwear—made in contract factories.....	28	25	13	30	1,385	6		1
9	4	Men's and boys' shirts (except work shirts), collars, and nightwear—made in inside factories or by jobbers engaging contractors.....	146	70	127	310	8,472	272		13
10	4	Men's and boys' suits, coats, and overcoats (except work clothing)—made in contract factories.....	461	585	240	260	20,649	66	1	31
11	4	Men's and boys' suits, coats, and overcoats (except work clothing)—made in inside factories or by jobbers engaging contractors.....	646	456	664	1,272	22,536	2,192	54	65
12	4	Men's and boys' underwear—made in inside factories or by jobbers engaging contractors.....	7		5	18	286	1		
13	4	Men's neckwear—made in contract factories.....	18	19	5	3	361	2		
14	4	Men's neckwear—made in inside factories or by jobbers engaging con- tractors.....	172	176	94	175	2,877	334		15
15	17	Metalworking machinery and equipment, not elsewhere classified.....	18	4	28	360	1,941	222	2	12
16	4	Millinery.....	707	441	16,043	751	13,021	1,355		38
17	13	Minerals and earths, ground or otherwise treated.....	28	3	1,038	30	778	891	26	4
18	6	Mirror frames and picture frames.....	69	50	971	69	52	798	62	
19	13	Mirrors and other glass products made of purchased glass.....	169	123	2,014	176	203	2,297	228	9
20	20	Miscellaneous fabricated products not elsewhere classified.....	250	175	6,096	206	371	5,062	453	3
21	4	Miscellaneous fabricated textile products not elsewhere classified.....	103	84	1,660	64	133	1,350	105	
22	20	Models and patterns (except paper patterns).....	119	88	1,403	117	96	1,089	101	7
23	13	Monuments, tombstones, cut-stone, and stone products not elsewhere classified.....	150	81	1,587	146	121	1,116	187	14
24	19	Motorcycles, bicycles, and parts.....	6	1	928	12	59	849	8	
25	18	Motor vehicles, motor-vehicle bodies, parts and accessories.....	119	61	19,074	140	2,168	16,077	659	8
26	9	Mucilage, paste, and other adhesives, except glue and rubber cement.....	13	4	231	21	48	109	52	1
27	20	Musical instruments, parts, and materials not elsewhere classified.....	23	11	328	25	18	230	55	
28	20	Needles, pins, hooks and eyes, and slide and snap fasteners.....	15	4	1,885	20	92	1,614	113	46
29	8	Newspapers: publishing and printing.....	459	287	30,614	394	9,589	13,995	6,543	93
30	8	Newspapers: publishing without printing.....	59	15	493	36	322	44	91	
31	1	Nonalcoholic beverages.....	329	243	3,649	222	270	1,745	1,362	44
32	15	Nonferrous-metal foundries (except aluminum).....	64	38	1,224	64	87	1,041	17	13
33	15	Nonferrous-metal products not elsewhere classified.....	110	51	4,445	131	553	3,378	289	37
34	17	Office and store machines not elsewhere classified.....	44	9	12,650	57	1,642	10,745	129	15
35	6	Office furniture.....	32	6	4,388	54	434	3,051	666	164
36	14	Oil burners, domestic and industrial.....	21	2	292	31	58	173	30	
37	20	Ophthalmic goods: lenses and fittings.....	32	13	5,811	52	931	4,190	528	16
38	20	Optical instruments and lenses.....	15	4	1,422	25	193	1,071	89	
39	10	Oven coke and coke-oven byproducts.....	8		2,637	3	212	2,196	167	8
40	9	Paints, varnishes, and lacquers.....	168	42	4,541	230	526	2,597	1,139	41
41	7	Paper and paperboard mills.....	110	8	14,891	117	1,435	12,700	352	15
42	7	Paper bags, except those made in paper mills.....	27	7	3,063	33	175	2,685	126	
43	7	Paperboard containers and boxes not elsewhere classified.....	329	131	15,289	508	997	12,557	1,189	4
44	17	Paper-mill, pulp-mill, and paper-products machinery.....	24	6	1,555	40	255	1,134	115	10
45	6	Partitions, shelving, cabinet work, and office and store fixtures.....	183	128	2,273	194	178	1,690	197	12
46	10	Paving blocks and paving mixtures: asphalt, creosoted wood, and com- position.....	21	3	218	10	25	173	10	
47	20	Pencils (except mechanical) and crayons.....	11	4	1,698	18	212	1,296	172	
48	20	Pens, mechanical pencils, and pen points.....	25	20	517	20	34	410	48	
49	9	Perfumes, cosmetics, and other toilet preparations.....	193	34	6,214	238	581	4,623	757	6
50	8	Periodicals: publishing and printing.....	54	9	6,459	105	1,464	3,254	1,567	24
51	8	Periodicals: publishing without printing.....	563	89	14,224	776	7,125	118	6,205	
52	10	Petroleum refining.....	9		2,703	6	312	1,523	289	125
53	8	Photoengraving, not done in printing establishments (including prepara- tion of plates).....	116	39	3,828	231	362	2,549	685	1
54	20	Piano and organ parts and materials.....	6		240	9	13	223	4	
55	20	Pianos.....	13	3	1,864	16	161	1,654	27	
56	1	Pickled fruits and vegetables and vegetable sauces and seasonings.....	49	29	976	51	115	688	119	3
57	5	Planing mills not operated in conjunction with sawmills.....	242	135	3,482	237	394	2,607	372	47
58	9	Plastic materials.....	8		2,337	14	366	1,570	99	8
59	5	Plywood mills.....	6		391	16	32	339	4	
60	13	Porcelain electrical supplies.....	3		690	11	62	603	14	
61	13	Pottery products not elsewhere classified.....	4	2	41	6	4	27		
62	1	Poultry dressing and packing, wholesale.....	10	12	250	16	14	201	19	
63	14	Power boilers and associated products.....	41	12	1,295	68	171	932	133	
64	1	Prepared feeds (including mineral) for animals and fowls.....	123	58	3,597	122	501	2,242	622	39
65	1	Preserves, jams, jellies, and fruit butters.....	26	13	769	29	50	587	94	5

See footnotes at end of table.



## STATE, BY INDUSTRIES: 1939—Continued

SALARIES AND WAGES							COST OF MATERIALS, SUPPLIES, FUEL, PURCHASED ELECTRIC ENERGY, AND CONTRACT WORK								Value added by manu- facture <sup>4</sup>	
Total <sup>1</sup>	Salaries of officers of corporations <sup>2</sup>	Manufacturing		Distri- bution	Con- struc- tion	Other	Total	Materials and supplies	Fuel	Pur- chased electric energy	Contract work	Value of products				
Dollars ( <sup>3</sup> )	Dollars ( <sup>3</sup> )	Dollars ( <sup>3</sup> )	Dollars ( <sup>3</sup> )	Dollars ( <sup>3</sup> )	Dollars ( <sup>3</sup> )	Dollars ( <sup>3</sup> )	Dollars ( <sup>3</sup> )	Dollars ( <sup>3</sup> )	Dollars ( <sup>3</sup> )	Dollars ( <sup>3</sup> )	Dollars ( <sup>3</sup> )	Dollars ( <sup>3</sup> )	Dollars ( <sup>3</sup> )			
3,714,729	471,503	302,144	2,319,439	542,752	5,800	13,031	7,828,144	7,099,606	36,525	92,334	2,579	14,148,589	6,320,445	1		
2,499,927	100,574	304,801	1,838,212	244,561	-----	11,779	2,250,019	2,157,945	29,240	61,061	1,773	8,439,960	6,189,941	2		
14,700,113	732,544	1,556,185	8,079,563	3,583,825	74,030	73,966	129,654,081	128,519,915	556,914	377,731	199,521	155,400,375	25,746,294	3		
4,658,851	353,344	725,747	3,057,737	515,677	1,294	5,052	4,546,859	4,250,293	111,177	130,226	55,163	12,831,423	8,284,564	4		
1,258,064	99,928	45,489	1,054,979	56,193	-----	1,475	2,073,604	1,923,571	2,220	25,963	121,850	4,151,741	2,078,137	5		
983,096	44,297	40,553	891,855	6,122	-----	269	143,502	118,787	4,349	17,749	2,617	1,390,218	1,246,716	6		
8,294,345	602,914	438,430	6,826,638	401,035	-----	25,328	25,209,419	20,220,262	82,751	95,063	4,871,343	40,301,000	15,031,581	7		
21,260,799	626,500	369,866	20,167,778	67,979	500	28,116	1,621,642	1,197,720	79,318	267,093	77,511	27,281,920	25,660,278	8		
39,314,845	3,624,460	2,430,123	29,081,543	4,004,878	62,223	51,618	153,415,273	114,938,220	111,620	401,524	37,963,909	222,739,618	69,324,345	9		
231,262	16,370	19,051	193,116	2,725	-----	-----	773,765	681,461	1,893	2,802	87,609	1,049,277	275,512	10		
267,514	24,212	7,072	234,744	1,486	-----	-----	53,087	46,592	-----	6,525	-----	441,533	391,446	11		
4,096,060	470,708	257,031	2,745,325	615,047	-----	7,949	12,028,901	11,314,018	9,982	55,343	649,558	20,068,119	8,030,218	12		
4,393,796	190,109	659,424	3,059,442	471,065	3,434	10,322	3,334,404	3,080,663	79,200	95,272	79,200	8,915,682	5,581,278	13		
22,939,888	2,860,400	1,499,654	16,284,017	2,247,142	-----	48,675	28,825,756	28,042,136	73,368	440,167	270,085	64,996,199	36,170,443	14		
1,266,021	172,654	160,600	801,257	51,614	14,203	5,633	1,717,655	1,508,048	43,079	149,756	16,772	4,895,507	3,177,852	15		
1,109,659	168,745	70,454	770,203	100,257	-----	-----	1,098,383	1,575,162	4,056	27,912	91,253	3,610,471	1,912,088	16		
3,682,972	603,059	334,736	2,352,986	380,301	2,195	9,695	4,493,609	4,291,597	64,890	100,355	36,767	10,505,522	6,011,913	17		
6,099,201	826,731	552,934	4,136,828	576,561	1,089	5,088	8,568,205	8,297,419	45,394	141,137	84,255	18,781,677	10,213,472	18		
1,776,740	317,485	199,012	1,083,115	172,510	1,560	3,058	4,700,346	4,466,269	7,563	36,497	190,077	8,497,370	3,797,024	19		
2,277,375	469,223	159,284	1,480,191	168,677	-----	-----	1,183,765	1,099,664	14,409	46,418	23,274	4,606,871	3,423,106	20		
2,795,107	415,594	204,811	1,822,702	302,140	2,664	17,196	3,372,562	3,015,487	23,073	194,119	139,883	8,459,536	5,077,974	21		
1,246,760	125,249	95,128	1,021,539	4,844	-----	-----	1,665,766	1,545,646	64,539	30,655	24,926	3,601,147	1,935,381	22		
29,904,758	770,887	4,400,997	23,178,451	1,413,579	130,570	10,274	135,332,505	133,780,051	651,713	828,448	72,293	197,884,816	62,552,311	23		
360,204	80,929	80,312	83,776	105,318	-----	869	553,766	535,717	11,849	6,200	-----	1,327,498	773,732	24		
503,275	103,925	38,020	263,789	97,541	-----	-----	399,061	367,016	1,174	10,248	20,623	1,053,087	654,026	25		
2,415,155	186,633	192,458	1,788,795	210,639	36,630	-----	2,508,073	2,436,735	17,513	48,509	5,316	5,884,022	3,375,949	26		
65,771,261	2,846,094	23,878,155	27,436,935	11,380,394	223,083	-----	48,931,063	43,101,426	360,032	1,060,101	4,409,504	157,519,634	108,588,571	27		
630,258	83,070	381,498	60,820	104,870	-----	-----	875,980	24,620	585	5,414	-----	1,937,273	1,061,293	28		
5,486,313	596,084	450,576	2,226,501	2,148,239	9,573	54,440	11,418,930	11,026,766	145,061	241,840	5,263	25,963,786	14,544,856	29		
1,762,410	298,865	147,901	1,274,794	28,013	767	12,070	2,085,420	2,400,028	124,653	52,899	47,840	5,637,077	2,951,657	30		
6,734,885	572,095	1,013,501	4,456,344	550,438	89,274	52,633	8,142,852	7,310,989	194,465	180,292	457,106	19,090,102	10,947,250	31		
18,062,770	387,351	2,875,118	14,331,300	328,092	121,405	19,354	9,798,508	9,937,297	222,469	293,050	29,782	30,818,254	21,019,746	32		
5,941,549	241,177	707,157	3,538,229	1,068,826	27,689	308,471	6,146,782	5,923,154	119,884	90,125	13,589	15,724,430	9,677,648	33		
490,137	94,690	90,547	244,309	60,591	( <sup>3</sup> )	( <sup>3</sup> )	1,325,840	1,299,174	2,996	9,142	14,528	2,333,369	1,007,469	34		
2,247,350	159,320	399,507	1,613,358	130,470	44,704	( <sup>3</sup> )	752,395	696,181	22,188	21,744	39,282	3,720,031	2,337,636	35		
4,755,049	23,280	627,373	3,730,287	324,368	39,384	10,357	27,903,266	26,949,406	642,632	310,778	-----	41,038,703	14,035,597	36		
9,084,562	1,591,238	1,108,504	3,726,645	2,584,227	13,529	60,419	27,008,222	26,535,112	182,163	276,468	14,609	49,464,331	22,456,079	37		
21,212,161	801,473	3,266,265	15,816,668	847,391	465,958	14,406	65,185,063	57,249,285	4,846,323	3,075,124	14,331	108,323,371	43,144,308	38		
3,940,370	308,632	2,853,927	2,893,723	263,438	66,650	-----	14,394,508	14,129,837	37,619	93,156	43,896	23,040,261	8,735,753	39		
19,782,834	2,873,164	1,884,578	12,687,684	2,365,895	66,909	4,604	34,939,314	34,174,049	245,908	420,672	97,785	66,885,977	31,046,663	40		
2,703,582	317,725	518,200	1,599,740	256,015	-----	11,002	2,170,084	2,001,959	56,713	51,900	59,912	5,673,412	3,503,328	41		
3,711,433	685,206	314,941	2,354,911	340,837	3,801	11,647	5,041,527	4,838,582	31,246	108,714	62,985	11,048,205	6,006,678	42		
364,491	45,000	54,005	245,400	19,186	-----	-----	1,356,480	1,273,235	58,908	24,337	-----	2,552,371	1,195,891	43		
2,161,836	163,522	445,559	1,212,078	339,777	-----	-----	2,409,458	2,320,656	62,298	26,504	-----	5,108,774	2,690,316	44		
665,618	119,734	43,661	409,019	86,458	6,746	-----	1,058,394	1,016,263	351	14,223	27,557	2,149,243	1,090,849	45		
8,279,734	1,388,311	1,043,396	4,231,589	1,507,307	11,981	7,150	21,878,060	21,595,417	42,475	98,397	141,771	51,964,567	30,086,507	46		
11,655,248	818,120	2,988,143	5,262,629	2,508,814	70,490	17,152	6,751,282	4,789,276	92,867	158,063	1,711,076	30,681,067	23,932,785	47		
34,818,806	5,951,780	14,572,533	190,147	14,104,346	-----	-----	74,097,919	28,785,741	1,358	84,285	45,226,535	166,625,357	92,527,438	48		
5,169,165	50,825	747,095	2,789,911	476,067	909,985	194,682	36,857,945	34,046,122	1,731,094	180,729	-----	46,344,991	9,487,046	49		
11,064,742	1,317,344	780,258	7,382,420	1,584,353	367	-----	2,036,826	1,683,895	19,406	184,725	148,800	16,206,293	14,259,467	50		
358,715	80,454	37,303	235,975	4,983	-----	-----	352,029	5,238	5,238	-----	-----	1,048,120	685,335	51		
2,574,530	96,021	326,390	2,031,243	109,572	11,304	-----	4,090,433	3,994,222	55,691	39,981	539	6,914,190	2,823,757	52		
1,354,830	236,654	284,084	628,808	201,474	-----	2,910	4,910,740	4,843,316	18,532	48,892	-----	9,430,482	4,528,742	53		
5,342,624	812,888	505,880	3,352,215	608,621	16,822	56,189	9,592,650	9,247,639	90,021	218,643	36,347	18,259,579	8,666,929	54		
458,080	62,704	44,727	338,200	12,350	( <sup>3</sup> )	( <sup>3</sup> )	724,323	690,031	18,301	15,321	670	1,475,366	751,043	55		
812,190	62,510	139,766	588,243	21,680	-----	-----	972,353	880,783	74,466	17,104	-----	2,063,893	1,091,460	56		
81,585	34,280	6,840	34,345	6,120	-----	-----	30,753	23,166	6,012	1,575	-----	144,632	113,879	57		

TABLE 8.—GENERAL STATISTICS FOR THE

Group No.	INDUSTRY	*Number of establishments	*Pro- pri- etors and firm mem- bers	*PERSONS EMPLOYED IN MANUFACTURING ESTABLISHMENTS 1						
				Total 2	Salaried officers of corporations 2	Manufacturing		Distri- bution	Con- struction	Other
						Salaried employ- ees 2	Wage earners (average for year) 3			
1 15	Primary smelting and refining of nonferrous metals.....	3		2,341		321	1,988			32
2 9	Printing ink.....	45	6	1,294	61	258	709	262	1	3
3 17	Printing-trades machinery and equipment.....	48	12	4,184	64	751	2,894	465		10
4 3	Processed waste and recovered wool fibers—contract factories.....	4	2	105	5	6	94			
5 3	Processed waste and recovered wool fibers—regular factories or jobbers engaging contractors.....	11	4	778	19	53	664	42		
6 20	Professional and scientific instruments (except surgical and dental).....	73	50	6,846	84	1,491	4,000	442	64	159
7 6	Public-building furniture.....	17	5	950	21	113	785	30		1
8 7	Pulp goods (pressed, molded).....	4	1	173	3	6	164			
9 7	Pulp mills.....	35	1	1,827	9	131	1,078	1	8	
10 17	Pumping equipment and air compressors.....	31	9	2,837	48	487	2,005	220	3	14
11 1	Quick-frozen foods.....	4	4	116		5	111			
12 16	Radios, radio tubes, and phonographs.....	64	24	6,458	91	1,016	4,873	434	28	16
13 4	Raincoats and other waterproof garments (except oiled cotton).....	35	21	860	34	64	677	84		1
14 6	Rattan and willowware (except furniture) and baskets other than vegetable and fruit baskets.....	12	7	410	13	32	320	45		
15 3	Rayon broad woven goods—regular factories or jobbers engaging contractors.....	11	1	1,024	10	63	936	15		
16 3	Rayon narrow fabrics.....	37	26	1,198	35	56	983	124		
17 3	Rayon yarn and thread, spun or thrown—regular factories or jobbers engaging contractors.....	13	3	604	20	36	523	25		
18 17	Refrigerators, domestic (mechanical and absorption), refrigeration machinery and equipment, and complete air-conditioning units.....	53	30	2,479	64	304	1,754	327		30
19 4	Robes, lounging garments, and dressing gowns.....	183	156	5,076	151	341	4,131	424		29
20 10	Roofing, built-up and roll; asphalt shingles; roof coating (except paint).....	9	1	316	3	33	278	2		
21 11	Rubber products not elsewhere classified.....	66	21	5,377	73	439	4,481	268	103	13
22 12	Saddlery, harness, and whips.....	6	7	109	5	10	79	15		
23 1	Salad dressings.....	13	3	532	9	61	393	32	14	23
24 9	Salt.....	4		728	4	50	592	5	74	3
25 1	Sausage casings—not made in meat-packing establishments.....	8	2	159	6	11	140	2		
26 1	Sausages, prepared meats, and other meat products—not made in meat-packing establishments.....	166	109	2,234	92	165	1,428	520	14	15
27 5	Sawmills, veneer mills, and cooperage-stock mills, including those combined with logging camps and with planing mills.....	110	122	1,824	37	107	1,635	38	4	3
28 14	Saws.....	12	6	434	20	53	320	41		
29 17	Scales and balances.....	8	2	613	11	62	458	82		
30 14	Screw-machine products and wood screws.....	31	18	1,107	38	74	925	70		
31 15	Secondary smelting and refining, gold, silver, and platinum.....	19	12	170	13	28	93	33		3
32 15	Secondary smelting and refining of nonferrous metals, not elsewhere classified.....	10	6	510	21	34	380	70		5
33 17	Sewing machines, domestic and industrial.....	21	10	320	22	25	252	21		
34 15	Sheet-metal work not specifically classified.....	133	63	2,229	154	145	1,564	315		21
35 19	Shipbuilding and ship repairing.....	66	8	8,203	106	668	7,277	75	72	5
36 20	Signs, advertising displays, and advertising novelties.....	316	223	4,517	252	381	3,416	466	2	
37 3	Silk broad woven goods—regular factories or jobbers engaging contractors.....	9	4	577	6	41	514	16		
38 3	Silk narrow fabrics.....	21	8	677	21	28	506	17		5
39 3	Silk throwing and spinning—contract factories.....	5		1,125	1	28	1,096			
40 3	Silk yarn and thread, spun or thrown—regular factories or jobbers engaging contractors.....	7	1	1,384	6	43	1,321	14		
41 15	Silverware and plated ware.....	45	29	4,091	76	301	3,184	523		7
42 12	Small leather goods.....	57	44	938	46	44	784	64		
43 9	Soap and glycerin.....	41	11	2,448	55	336	1,542	350	163	2
44 20	Soda fountains, beer dispensing equipment, and related products.....	15	5	165	15	13	106	31		
45 9	Soybean oil, cake, and meal.....	3		311		28	283			
46 1	Special dairy products.....	5	1	64	8	3	31	22		
47 17	Special-industry machinery, not elsewhere classified.....	23	9	389	31	53	293	12		
48 20	Sporting and athletic goods not elsewhere classified.....	52	37	2,375	50	168	2,005	143	9	
49 14	Springs, steel (except wire)—made in plants not operated in connection with rolling mills.....	5		285	7	25	240	13		
50 14	Stamped and pressed metal products (except automobile stampings).....	130	52	6,316	198	630	5,192	288	2	6
51 13	Statuary and art goods (except stone and concrete)—factory production.....	35	38	355	19	14	303	17		2
52 14	Steam and hot-water heating apparatus (including hot-water furnaces).....	10		2,350	4	256	2,054	45		
53 13	Steam and other packing; pipe and boiler covering.....	27	14	1,049	22	112	862	33	20	
54 14	Steam fittings, regardless of material.....	24	3	930	33	96	753	48		
55 14	Steel barrels, kegs, and drums.....	3		210	2	38	174	4	1	
56 14	Steel castings.....	7		1,652	15	266	1,351	12	7	1
57 14	Steel works and rolling mills.....	15		18,926	24	1,791	16,353	240	488	30
58 17	Stokers, mechanical, domestic and industrial.....	3		218	2	23	179	12		2
59 14	Stoves, ranges, water heaters, and hot-air furnaces (except electric).....	24	4	2,081	54	184	1,740	103		
60 12	Suitcases, brief cases, bags, trunks, and other luggage.....	112	81	1,690	116	79	1,377	118		
61 20	Surgical and medical instruments.....	13	6	562	15	41	465	36	2	3
62 20	Surgical supplies and equipment not elsewhere classified; orthopedic appliances.....	78	47	2,449	85	156	1,671	537		1
63 4	Suspenders, garters, and other goods made from purchased elastic material.....	33	33	791	23	36	654	77		
64 13	Tableware, pressed or blown glass, and glassware not elsewhere classified.....	11	2	4,129	18	493	3,348	233	37	
65 9	Tanning materials, natural dyestuffs, mordants, assistants, and sizes.....	15	5	204	16	47	125	16		
66 4	Textile bags—not made in textile mills.....	37	19	1,903	41	109	1,633	114	3	3
67 17	Textile machinery.....	39	8	439	42	33	333	31		
68 15	Tin and other foils (except gold and silver foil).....	3		440	3	36	341	54		6
69 14	Tin cans and other tinware not elsewhere classified.....	41	10	4,286	83	409	3,561	113	148	2
70 2	Tobacco (chewing and smoking) and snuff.....	15	9	198	14	12	128	43		1

See footnotes at end of table.



## STATE, BY INDUSTRIES: 1939—Continued

SALARIES AND WAGES							COST OF MATERIALS, SUPPLIES, FUEL, PURCHASED ELECTRIC ENERGY, AND CONTRACT WORK							Value added by manu- facture <sup>4</sup>	
Total <sup>1</sup>	Salaries of officers of corporations <sup>2</sup>	Manufacturing		Distri- bution	Con- struc- tion	Other	Total	Materials and supplies	Fuel	Pur- chased electric energy	Contract work	Value of products			
Dollars ( <sup>3</sup> )	Dollars	Dollars ( <sup>3</sup> )	Dollars ( <sup>3</sup> )	Dollars	Dollars	Dollars	Dollars ( <sup>3</sup> )	Dollars ( <sup>3</sup> )	Dollars ( <sup>3</sup> )	Dollars ( <sup>3</sup> )	Dollars ( <sup>3</sup> )	Dollars ( <sup>3</sup> )	Dollars ( <sup>3</sup> )		
2,832,425	462,521	611,780	1,116,447	637,565	1,380	2,726	5,880,142	5,672,355	47,249	169,538		12,580,741	6,601,599	2	
7,536,479	464,443	1,447,965	4,820,356	787,544		10,171	3,992,853	3,766,012	96,447	117,706	12,688	16,867,685	12,874,832	3	
137,432	31,414	10,154	95,894				17,175	1,312	2,164	13,699		253,788	236,613	4	
1,015,839	206,230	112,331	584,885	112,393			3,010,867	2,905,729	29,211	65,688	10,239	4,815,415	1,804,548	5	
12,929,428	904,403	3,218,084	7,282,429	1,086,267	148,082	289,563	8,604,296	7,276,668	82,715	148,258	1,096,565	32,426,806	23,822,600	6	
1,301,180	83,786	165,203	997,566	52,450		2,181	1,387,611	1,241,701	39,069	55,276	51,565	3,407,131	2,010,520	7	
205,561	30,921	18,347	156,293				265,774	224,798	30,789	10,187		700,973	435,199	8	
2,178,065	37,016	264,312	1,862,303	5,000	9,374		15,011,264	13,354,720	858,036	798,508		18,982,363	3,671,099	9	
4,266,469	230,189	844,187	2,892,504	281,507	4,240	13,782	6,358,389	6,176,908	142,185	36,973	3,323	15,106,854	8,748,465	10	
64,929		5,444	50,026		3,450		274,776	268,273	3,834	2,609		433,142	158,366	11	
9,037,702	712,873	1,893,626	5,052,620	715,172	44,801	18,610	22,230,230	21,172,935	86,667	154,508	825,136	40,995,021	18,755,785	12	
1,062,698	130,310	103,240	701,077	126,952		513	3,584,226	3,243,616	1,016	16,845	322,749	5,334,223	1,749,997	13	
472,913	113,770	44,875	263,053	61,206			684,021	671,797	4,811	7,413		1,279,968	595,947	14	
1,154,356	87,056	105,720	875,602	85,978			6,347,483	6,005,412	37,616	66,133	238,322	8,330,039	1,982,556	15	
1,283,513	168,625	107,661	884,735	122,492			1,867,638	1,810,166	7,395	43,971	6,106	4,290,270	2,422,632	16	
550,266	88,509	50,441	370,271	41,045			2,548,594	2,481,896	6,985	47,817	11,896	3,591,446	1,042,852	17	
3,825,372	258,123	573,601	2,368,112	599,637		25,890	8,265,243	8,070,767	51,340	92,779	50,357	15,271,020	7,005,777	18	
5,425,549	645,105	522,932	3,501,897	730,034		25,581	18,004,515	16,066,894	5,697	98,433	2,433,491	27,908,499	9,303,984	19	
344,157	6,500	63,867	270,946	2,854			1,810,149	1,736,965	33,371	39,813		3,267,344	1,457,195	20	
6,619,048	484,634	843,221	4,519,408	605,953	172,590	13,242	12,631,034	12,037,271	233,806	338,414	21,543	26,911,666	14,280,632	21	
162,743	32,520	16,365	93,316	20,542			242,306	239,765	948	1,593		445,575	203,269	22	
874,539	41,951	111,879	602,581	59,197	21,724	37,207	6,884,037	6,822,793	39,473	21,771		9,077,613	2,193,576	23	
900,144	32,741	124,074	648,721	12,031	80,036	2,541	1,705,515	1,333,867	371,648			4,662,684	2,957,169	24	
169,111	32,700	20,564	113,347	2,500			730,920	725,517	2,090	3,313		1,018,341	287,421	25	
3,841,665	497,482	317,041	2,043,078	946,785	14,735	22,544	26,502,311	23,087,542	148,387	260,382	6,000	32,939,679	6,437,368	26	
1,576,216	118,675	143,766	1,264,781	34,819	12,940	1,235	1,894,874	1,738,803	63,326	64,453	38,292	4,596,942	2,612,068	27	
711,765	142,265	88,356	415,671	65,473			567,449	517,407	17,901	31,590	551	1,788,604	1,221,155	28	
922,227	101,198	127,030	431,011	262,988			1,295,971	1,178,381	5,108	14,455	6,027	2,482,127	1,270,156	29	
1,675,777	265,187	137,857	1,131,122	151,611			1,777,034	1,670,760	24,877	66,877	14,520	4,636,567	2,850,553	30	
365,087	87,403	50,964	148,785	75,344		2,591	20,165,738	20,145,795	8,297	11,646		21,026,954	861,216	31	
996,151	123,431	90,054	586,835	106,631		5,200	8,461,124	8,266,058	91,099	51,751	52,306	10,701,019	2,240,795	32	
505,656	95,790	32,824	246,071	30,362			274,871	263,282	3,697	7,992		1,029,224	754,353	33	
3,497,246	507,170	242,171	2,671,151	564,017		22,737	4,781,030	4,623,549	42,543	66,194	48,444	10,325,805	5,544,865	34	
15,001,555	688,024	1,736,415	12,368,190	182,233	20,286	6,407	10,405,400	9,710,443	154,082	385,139	155,736	32,656,555	22,251,155	35	
6,851,284	1,061,713	585,688	4,479,888	718,149	6,146		6,514,451	6,015,232	57,656	123,364	318,199	17,744,615	11,230,164	36	
635,005	27,572	70,937	505,696	30,800			1,332,988	1,227,521	17,561	29,613	58,293	2,301,274	1,028,286	37	
569,192	75,911	41,421	453,011	23,359		5,490	678,120	647,444	7,960	22,716		1,902,218	1,224,093	38	
( <sup>3</sup> )	( <sup>3</sup> )	( <sup>3</sup> )	( <sup>3</sup> )	( <sup>3</sup> )	( <sup>3</sup> )	( <sup>3</sup> )	( <sup>3</sup> )	( <sup>3</sup> )	( <sup>3</sup> )	( <sup>3</sup> )	( <sup>3</sup> )	( <sup>3</sup> )	( <sup>3</sup> )	( <sup>3</sup> )	39
( <sup>3</sup> )	( <sup>3</sup> )	( <sup>3</sup> )	( <sup>3</sup> )	( <sup>3</sup> )	( <sup>3</sup> )	( <sup>3</sup> )	( <sup>3</sup> )	( <sup>3</sup> )	( <sup>3</sup> )	( <sup>3</sup> )	( <sup>3</sup> )	( <sup>3</sup> )	( <sup>3</sup> )	( <sup>3</sup> )	40
5,958,801	409,364	555,039	4,033,105	955,496		5,797	5,724,684	5,465,636	104,610	137,900	16,538	15,846,869	10,122,185	41	
1,024,214	221,948	65,315	635,680	101,271			2,538,923	2,245,844	2,627	12,347	278,105	4,228,987	1,690,064	42	
4,204,546	332,681	773,680	2,111,894	609,760	372,890	3,635	19,350,893	18,881,503	419,438	40,632	9,320	29,451,417	10,100,524	43	
290,060	58,561	21,462	167,114	42,623			445,767	404,722	1,751	4,875	34,419	879,886	434,119	44	
( <sup>3</sup> )	( <sup>3</sup> )	( <sup>3</sup> )	( <sup>3</sup> )	( <sup>3</sup> )	( <sup>3</sup> )	( <sup>3</sup> )	( <sup>3</sup> )	( <sup>3</sup> )	( <sup>3</sup> )	( <sup>3</sup> )	( <sup>3</sup> )	( <sup>3</sup> )	( <sup>3</sup> )	( <sup>3</sup> )	45
130,403	50,009	3,582	27,666	49,146			744,241	740,471	1,045	2,725		1,141,177	396,936	46	
696,364	132,945	97,046	430,645	35,728			509,816	474,574	5,657	19,186	10,399	1,600,069	1,090,283	47	
2,400,648	239,878	253,101	1,673,079	226,008	8,582		3,017,362	2,940,816	29,411	45,139	1,996	6,496,307	3,478,945	48	
442,057	35,110	47,660	345,903	13,375			1,237,397	1,169,891	13,089	53,507	910	1,885,960	648,563	49	
8,501,547	992,648	1,120,050	5,843,485	537,069	3,017	5,278	12,896,513	12,138,928	226,545	255,537	275,203	27,306,905	14,410,392	50	
579,662	106,430	18,610	425,512	28,168		1,042	278,005	258,061	7,075	11,628	1,241	1,172,183	894,178	51	
3,083,693	17,600	487,199	2,608,050	70,844			3,574,372	3,220,663	214,374	139,355		11,155,973	7,581,601	52	
1,513,358	122,006	222,837	1,057,626	80,989	30,000		2,497,568	2,388,491	74,098	34,979		5,025,187	2,527,619	53	
1,305,886	179,752	163,670	845,488	116,967			1,326,677	1,217,109	51,616	34,106	23,846	3,325,560	1,998,883	54	
312,945	23,750	65,795	219,545	3,059	796		955,633	965,788	8,826	11,019		1,500,639	515,006	55	
2,600,214	74,482	531,186	1,936,256	37,974	18,570	1,760	2,341,463	1,873,534	248,257	214,850	4,822	6,565,591	4,224,128	56	
30,684,495	177,022	3,966,443	25,692,389	479,469	326,950	42,192	54,893,293	46,193,293	6,425,772	2,218,715		111,546,260	56,708,480	57	
301,689	9,100	49,823	213,767	26,191		2,808	379,119	354,145	14,299	10,126	590	1,212,646	823,527	58	
3,092,697	289,671	341,151	244,824	190,191			4,282,800	4,010,910	166,173	104,514	1,203	9			

TABLE 8.—GENERAL STATISTICS FOR THE

Group No.	INDUSTRY	*Number of establishments	*Pro-prietors and firm members	*PERSONS EMPLOYED IN MANUFACTURING ESTABLISHMENTS <sup>1</sup>						
				Total <sup>2</sup>	Salaried officers of corporations <sup>3</sup>	Manufacturing		Distribution	Con-struction	Other
						Salaried employ-ees <sup>4</sup>	Wage earners (average for year) <sup>5</sup>			
1	20	Tobacco pipes and cigarette holders.....	15	8	1,161	24	73	1,000	63	1
2	14	Tools (except edge tools, machine tools, files, and saws).....	53	34	2,488	49	224	2,099	95	16
3	4	Trimmings (not made in textile mills), stamped art goods, and art needle-work—contract factories.....	306	305	5,076	200	137	4,451	252	3
4	4	Trimmings (not made in textile mills), stamped art goods, and art needle-work—made in regular factories or by jobbers engaging contractors.....	150	126	2,317	111	156	1,795	244	3
5	4	Trousers (semidress), wash suits, and washable service apparel.....	68	57	1,910	58	62	1,711	78	1
6	20	Umbrellas, parasols, and canes.....	55	54	978	35	42	843	58	
7	6	Upholstered household furniture.....	162	85	5,304	225	363	4,314	385	17
8	17	Vending, amusement, and other coin-operated machines.....	5	1	225	7	26	175	17	
9	6	Venetian blinds.....	51	40	818	41	56	646	71	4
10	1	Vinegar and cider.....	22	17	150	1	16	118	9	6
11	14	Vitreous enameled products, including kitchen, household, and hospital utensils.....	4		414	5	38	365	6	
12	13	Wallboard and wall plaster (except gypsum), building insulation (except mineral wool), and floor composition.....	17	4	421	20	41	284	69	6
13	7	Wallpaper.....	11	1	1,238	24	117	961	136	1
14	15	Watchcases.....	35	27	938	37	79	703	59	
15	6	Window and door screens and weather strip.....	14	8	210	14	13	146	34	3
16	6	Window shades.....	72	57	1,043	35	95	822	85	5
17	1	Wines.....	39	13	725	34	67	428	186	10
18	14	Wire drawn from purchased rods.....	8		2,722	18	217	2,432	52	3
19	14	Wirework not elsewhere classified.....	123	96	2,783	134	261	2,182	188	12
20	16	Wiring devices and supplies.....	27	7	4,356	47	470	3,552	257	6
21	4	Women's and misses' blouses and waists—made in contract factories.....	70	79	2,436	17	29	2,384	4	2
22	4	Women's and misses' blouses and waists—made in inside factories or by jobbers engaging contractors.....	92	52	2,326	104	143	1,593	479	7
23	4	Women's and misses' clothing, not elsewhere classified—made in contract factories.....	45	39	1,455	30	22	1,397	6	
24	4	Women's and misses' clothing, not elsewhere classified—made in inside factories or by jobbers engaging contractors.....	88	53	2,395	104	91	1,824	358	18
25	4	Women's and misses' dresses (except house dresses)—made in contract factories.....	1,120	1,208	34,170	430	297	33,265	108	70
26	4	Women's and misses' dresses (except house dresses)—made in inside factories or by jobbers engaging contractors.....	944	309	36,439	1,403	2,533	26,306	5,838	1
27	4	Women's, children's, and infants' underwear and nightwear of cotton and flannelette woven fabrics.....	80	85	2,371	45	101	2,118	102	5
28	4	Women's, children's, and infants' underwear and nightwear of knitted fabrics.....	84	58	2,971	83	85	2,632	157	3
29	4	Women's, children's, and infants' underwear and nightwear of silk and rayon woven fabrics.....	221	174	9,107	185	408	7,843	642	1
30	4	Women's neckwear, scarfs, etc.....	87	83	1,903	66	94	1,505	232	28
31	12	Women's pocketbooks, handbags, and purses.....	191	142	7,564	206	349	6,564	438	1
32	6	Wooden boxes except cigar boxes.....	51	30	883	45	71	713	52	2
33	6	Wood preserving.....	4		208	3	24	164	17	
34	6	Wood products not elsewhere classified.....	108	79	2,224	117	153	1,844	91	13
35	17	Woodworking machinery.....	10		489	17	78	335	51	2
36	3	Woolen and worsted manufactures—contract factories.....	3	2	131	1	7	123		
37	3	Woolen and worsted manufactures—regular factories or jobbers engaging contractors.....	37	8	7,594	66	621	7,021	141	34
38	4	Work clothing (except work shirts), sport garments (except leather), and other men's and boys' apparel, not elsewhere classified.....	115	85	3,364	94	160	2,938	166	6
39	4	Work gloves and mittens: cloth, cloth and leather combined.....	4	2	389	7	5	371	6	
40	4	Work shirts.....	8	2	399	8	24	341	26	
41	9	Writing ink.....	5	3	70	10	5	38	17	
42	14	Wrought pipes, welded and heavy riveted—made in plants not operated in connection with rolling mills.....	3		452	3	70	365	14	
43	16	X-ray and therapeutic apparatus and electronic tubes.....	18	3	548	25	128	350	45	
44		Other industries <sup>6</sup> .....	391	131	80,862	451	12,907	62,001	2,724	2,407
OTHER INDUSTRIES, BY INDUSTRY GROUPS <sup>4</sup>										
45	1	Food and kindred products.....	27	3	3,634	21	343	2,644	461	99
46	3	Textile-mill products and other fiber manufactures.....	36	17	4,971	29	357	4,638	42	60
47	4	Apparel and other finished products made from fabrics and similar materials.....	8	8	128	2		126		5
48	6	Furniture and finished lumber products.....	5	1	789	3	104	681	1	
49	9	Chemicals and allied products.....	41	14	6,217	38	801	4,813	147	390
50	13	Stone, clay, and glass products.....	33	5	7,696	54	712	6,447	406	71
51	14	Iron and steel and their products, except machinery.....	23	4	1,982	31	266	1,573	112	6
52	15	Nonferrous metals and their products.....	27	10	5,142	24	701	4,303	75	39
53	16	Electrical machinery.....	65	24	17,744	80	4,149	12,915	436	10
54	17	Machinery (except electrical).....	11	1	1,305	26	235	892	131	21
55	19	Transportation equipment except automobiles.....	9	1	3,742	4	496	3,189	28	25
56	20	Miscellaneous industries.....	95	33	24,692	132	4,577	17,691	846	1,761
57	5	Lumber and timber basic products.....	7	8	391	1	11	379		75
58	11	Rubber products.....	2							
59	18	Automobiles and automobile equipment.....	2	2	2,129	6	155	1,900	39	24

\* As the figures for number of establishments and for personnel for those industries for which monetary items are withheld are given for the individual industries and are also included in the "Other industries" figures, the sums of the figures are larger than the totals shown for "All industries."

<sup>1</sup> See headnote to table 3 and GENERAL EXPLANATIONS—Persons engaged—general classification.

<sup>2</sup> Figures do not include data for personnel of central-administrative offices.

<sup>3</sup> Each of the averages in this column is correct to the nearest unit, despite the fact that the averages for the several industries do not add exactly to the 1939 average for all industries. See GENERAL EXPLANATIONS—Wage earners and wages.

## STATE, BY INDUSTRIES: 1939—Continued

SALARIES AND WAGES							COST OF MATERIALS, SUPPLIES, FUEL, PURCHASED ELECTRIC ENERGY, AND CONTRACT WORK								
Total <sup>1</sup>	Salaries of officers of corporations <sup>2</sup>	Manufacturing		Distri- bution	Con- struc- tion	Other	Total	Materials and supplies	Fuel	Pur- chased electric energy	Contract work	Value of products	Value added by manu- facture <sup>4</sup>		
		Salaries <sup>3</sup>	Wages												
Dollars	Dollars	Dollars	Dollars	Dollars	Dollars	Dollars	Dollars	Dollars	Dollars	Dollars	Dollars	Dollars	Dollars		
1,447,404	150,197	114,768	1,102,511	78,113	1,820	1,178,269	1,130,025	1,130,025	10,412	30,916	916	3,320,010	2,141,741	1	
3,599,558	232,788	481,037	2,090,312	169,448	19,770	3,686,075	3,325,381	3,325,381	195,328	122,178	43,188	10,022,552	6,330,477	2	
5,667,962	704,160	193,708	4,427,833	311,179	6,775	24,807	1,445,515	1,226,388	23,855	117,773	77,499	10,188,922	8,743,407	3	
2,747,485	524,071	211,737	1,610,123	387,157	9,928	4,469	7,979,880	7,734,056	2,114	55,811	187,879	12,622,878	4,643,018	4	
2,163,059	221,933	117,727	1,700,141	122,973	885	885	4,904,196	4,005,924	18,922	36,136	843,214	8,676,881	3,772,085	5	
990,405	141,652	65,935	688,149	64,609	-----	-----	3,068,129	2,985,649	6,282	13,685	62,513	4,617,244	1,549,115	6	
7,026,706	815,954	561,000	4,949,949	685,174	-----	14,623	11,434,185	11,203,380	71,977	114,324	44,504	22,099,498	11,265,308	7	
318,411	58,240	52,414	178,588	29,169	-----	-----	425,402	418,701	810	5,891	-----	921,327	495,925	8	
916,139	122,134	73,023	638,914	80,551	-----	1,517	2,347,236	2,310,746	17,250	19,240	-----	4,021,708	1,674,472	9	
140,775	4,326	21,294	104,757	8,842	-----	1,556	434,554	401,446	16,000	17,108	-----	872,801	438,247	10	
( <sup>1</sup> )	( <sup>2</sup> )	( <sup>3</sup> )	( <sup>4</sup> )	( <sup>5</sup> )	-----	-----	( <sup>6</sup> )	( <sup>7</sup> )	( <sup>8</sup> )	( <sup>9</sup> )	( <sup>10</sup> )	( <sup>11</sup> )	( <sup>12</sup> )	11	
640,736	114,446	73,122	323,057	118,727	9,421	1,963	1,645,601	1,552,153	12,194	79,436	1,818	2,883,825	1,238,224	12	
2,020,354	153,046	223,872	1,338,295	305,141	-----	-----	2,403,351	2,303,609	65,760	33,982	-----	5,914,474	3,511,123	13	
1,508,811	207,143	172,277	1,075,865	153,526	-----	-----	1,829,517	1,776,089	3,394	26,272	23,762	4,049,671	2,219,154	14	
238,811	30,065	17,071	135,988	46,087	-----	3,000	359,338	351,819	3,021	4,168	330	771,981	412,643	15	
1,233,840	136,483	157,069	840,536	92,643	6,049	1,060	4,211,898	4,158,323	28,747	22,887	1,941	6,703,975	2,492,077	16	
1,125,803	145,980	160,784	405,981	400,479	12,579	-----	3,041,517	2,988,892	15,582	37,043	-----	5,657,600	2,610,088	17	
3,895,551	200,057	529,499	2,940,252	160,929	4,814	-----	7,775,077	7,410,760	205,038	159,279	-----	13,575,599	5,800,522	18	
3,782,791	337,964	488,572	2,322,244	308,285	17,671	8,055	4,578,211	4,357,185	48,049	112,966	60,011	11,082,540	6,504,329	19	
5,515,871	349,404	864,358	3,706,007	567,380	23,593	5,129	7,823,246	7,533,059	178,923	111,264	-----	17,287,579	9,464,333	20	
1,822,874	48,110	39,361	1,731,599	2,206	-----	1,598	131,421	82,707	2,661	35,146	10,907	2,536,455	2,405,034	21	
3,265,505	559,966	265,047	1,526,547	907,303	-----	6,642	17,450,046	12,256,923	133	48,525	5,144,465	23,968,607	6,518,561	22	
1,357,224	92,148	30,252	1,228,578	6,246	-----	-----	181,964	118,624	4,047	27,913	31,380	2,187,622	2,005,658	23	
3,247,635	481,710	132,771	1,929,960	682,816	-----	20,378	12,618,443	10,090,211	1,321	50,856	2,476,055	17,761,253	5,142,810	24	
35,775,086	1,155,757	481,911	33,981,802	100,988	-----	54,628	1,947,493	1,328,994	43,870	525,852	48,777	46,199,165	44,251,672	25	
60,700,141	7,913,478	4,714,648	37,043,205	10,592,712	1,938	434,160	220,414,266	157,969,429	18,707	926,648	61,499,482	321,951,323	101,537,057	26	
1,879,255	148,267	121,310	1,479,040	126,230	-----	4,399	5,209,523	4,549,536	1,457	35,116	623,414	8,412,785	3,203,262	27	
2,414,152	259,163	130,936	1,837,045	171,918	5,340	9,750	6,515,802	6,291,242	1,000	47,380	176,180	10,152,849	3,637,047	28	
9,292,947	1,025,543	658,513	6,401,381	1,152,639	1,633	23,238	30,479,695	27,031,856	9,563	142,309	3,295,967	46,137,426	15,657,731	29	
2,253,550	383,841	136,811	1,889,241	338,452	-----	5,214	6,156,118	5,490,527	2,854	33,176	629,561	10,217,087	4,060,969	30	
7,985,847	879,698	644,422	5,818,379	634,433	3,655	5,260	19,837,790	18,069,744	5,737	92,243	1,670,066	32,401,424	12,563,634	31	
1,049,181	145,727	92,334	715,703	92,957	2,400	-----	1,822,695	1,837,320	13,349	69,933	11,093	3,543,862	1,621,167	32	
236,183	14,290	38,014	150,985	31,894	-----	-----	1,398,809	1,377,164	18,617	2,600	428	1,955,097	550,288	33	
2,618,125	462,212	239,047	1,715,207	178,167	14,775	8,717	3,688,281	3,677,089	31,322	155,809	4,061	8,630,638	4,662,357	34	
749,683	87,704	144,275	439,095	68,005	814	9,130	928,119	898,883	13,753	15,483	-----	1,839,792	911,673	35	
( <sup>1</sup> )	( <sup>2</sup> )	( <sup>3</sup> )	( <sup>4</sup> )	( <sup>5</sup> )	-----	-----	( <sup>6</sup> )	( <sup>7</sup> )	( <sup>8</sup> )	( <sup>9</sup> )	-----	( <sup>11</sup> )	( <sup>12</sup> )	36	
9,607,864	677,005	1,320,261	6,972,204	575,347	47,140	15,907	19,698,160	18,942,762	454,835	197,528	103,035	35,569,482	16,170,722	37	
3,297,943	415,215	228,880	2,367,926	268,086	-----	17,236	9,248,580	8,071,308	21,960	53,587	1,098,725	14,567,612	5,319,032	38	
262,960	18,096	9,809	228,517	6,444	-----	-----	424,035	418,393	481	5,161	-----	827,592	403,537	39	
373,376	25,176	53,830	221,495	72,875	-----	-----	709,439	641,954	5,753	7,859	53,843	1,288,591	579,062	40	
( <sup>1</sup> )	( <sup>2</sup> )	( <sup>3</sup> )	( <sup>4</sup> )	( <sup>5</sup> )	-----	-----	( <sup>6</sup> )	( <sup>7</sup> )	( <sup>8</sup> )	( <sup>9</sup> )	-----	( <sup>11</sup> )	( <sup>12</sup> )	41	
949,556	87,479	234,103	543,271	84,703	-----	-----	1,178,792	1,136,196	5,903	18,296	( <sup>10</sup> )	2,462,956	1,284,164	42	
132,402,479	3,520,851	20,440,028	88,844,046	5,957,138	4,003,308	618,208	254,120,076	239,301,575	7,663,448	6,147,254	1,007,799	635,070,633	280,950,557	44	
5,511,649	213,438	861,593	3,358,484	738,040	227,708	112,326	13,731,984	13,204,785	400,762	126,437	-----	43,332,705	29,600,721	45	
5,643,283	198,122	751,378	4,635,654	51,974	-----	6,155	10,215,586	15,262,271	249,154	276,185	427,976	26,289,307	10,173,721	46	
81,027	3,300	77,727	-----	-----	-----	-----	26,044	22,375	85	3,584	-----	147,619	121,575	47	
887,446	13,600	181,236	691,797	813	-----	-----	1,805,492	1,679,163	109,333	16,657	339	3,305,519	1,500,077	48	
10,902,493	302,516	1,940,845	7,655,417	349,949	621,031	26,740	29,610,811	27,702,756	1,482,906	418,654	6,495	57,275,657	27,064,846	49	
11,331,290	388,877	1,737,102	8,058,112	1,064,412	75,156	7,601	8,295,250	6,542,575	1,441,359	303,182	8,134	27,276,829	18,981,579	50	
3,038,600	232,989	618,329	1,960,361	226,921	-----	-----	7,236,206	6,856,579	147,003	148,831	83,790	13,132,270	6,890,073	51	
8,498,071	117,893	1,535,752	6,056,865	115,140	-----	42,411	72,594,143	68,177,516	1,049,518	3,063,640	273,469	95,622,597	23,028,454	52	
32,313,613	577,841	9,987,005	20,547,541	936,543	10,531	254,147	36,150,733	34,497,065	912,777	720,955	19,936	89,787,203	58,046,470	53	
2,478,984	242,920	472,494	1,188,350	565,270	4,950	-----	3,547,948	3,486,787	38,697	22,574	-----	7,537,169	3,959,221	54	
6,048,194	32,700	1,131,980	4,769,023	54,512	59,970	-----	15,279,953	14,793,898	409,482	76,169	404	22,624,405	7,344,452	55	
42,045,291	1,091,273	9,941,048	26,039,611	1,779,625	2,979,978	163,729	30,949,239	34,961,354	1,245,312	618,134	124,439	127,633,286	90,684,047	56	
3,657,560	114,392	284,257	3,155,954	73,934	23,924	5,099	12,676,687	12,114,451	177,170	322,249	62,817	20,996,058	8,319,371	57	
														58	
														59	

<sup>1</sup> Value of products less cost of materials, supplies, fuel, purchased electric energy, and contract work. See GENERAL EXPLANATIONS—Value added by manufacture.  
<sup>2</sup> Figures omitted have been withheld to avoid disclosing exact or approximate data for individual establishments; they are included in the "Other industries" figures.  
<sup>3</sup> For numbers of establishments and of wage earners in individual industries, see table 12.

TABLE 9.—GENERAL STATISTICS FOR INDUSTRIAL

[This table presents, for the industrial areas, separate figures for each industry for which it is possible to publish such figures without disclosing exact or approximate data for which combined figures are given, however, reported larger numbers of

Group No.	INDUSTRY	*Number of estab-lish-ments	*Pro-priet-ors and firm mem-bers	*PERSONS EMPLOYED IN MANUFACTURING ESTABLISHMENTS <sup>1</sup>						
				Total <sup>1</sup>	Salaried officers of corpo-rations <sup>2</sup>	Manufacturing		Distri-bution	Con-struc-tion	Other
						Salaried employ-ees <sup>2</sup>	Wage earners (average for year) <sup>3</sup>			
NEW YORK CITY-NEWARK-JERSEY CITY INDUSTRIAL AREA										
1	All industries, total.....	33,385	23,156	1,092,792	30,073	104,601	849,608	66,163	7,074	4,673
2	13 Abrasive wheels, stones, paper, cloth, and related products.....	18	7	355	19	22	249	62	2	1
3	19 Aircraft and parts, including aircraft engines.....	9	4	7,223	25	1,069	5,734	268	120	7
4	15 Alloying; and rolling and drawing of nonferrous metals, except aluminum	29	5	3,343	32	373	2,703	79	140	16
5	15 Aluminum products (including rolling and drawing and extruding), not elsewhere classified.....	21	13	2,749	17	489	2,229	14	-----	-----
6	3 Artificial leather and oilcloth.....	13	6	1,685	22	174	1,255	115	19	-----
7	20 Artists' materials.....	20	13	213	20	30	141	22	-----	-----
8	13 Asbestos products (except steam packing and pipe and boiler covering)...	7	-----	644	9	59	511	60	5	-----
9	16 Automotive electrical equipment.....	17	2	1,284	24	162	1,008	81	-----	9
10	1 Baking powder, yeast, and other leavening compounds.....	10	2	1,074	10	106	542	302	114	-----
11	6 Baskets for fruits and vegetables.....	5	5	30	-----	-----	30	-----	-----	-----
12	16 Batteries, storage and primary (dry and wet).....	15	-----	2,413	14	226	1,973	189	6	5
13	3 Batting, padding, and wadding; upholstery filling.....	11	1	155	12	20	107	15	-----	1
14	20 Beauty-shop and barber-shop equipment.....	25	6	1,091	39	93	839	120	-----	-----
15	1 Biscuit, crackers, and pretzels.....	28	11	5,863	33	215	4,879	630	8	98
16	1 Blended and prepared flour made from purchased flour.....	3	2	64	2	4	32	26	-----	-----
17	19 Boat building and boat repairing.....	14	7	237	11	25	198	3	-----	-----
18	8 Bookbinding and related industries.....	399	317	9,849	359	720	8,415	355	-----	-----
19	8 Books: printing without publishing.....	173	77	5,223	243	601	4,127	252	-----	-----
20	8 Books: publishing and printing.....	19	8	571	13	137	695	26	-----	-----
21	8 Books: publishing without printing.....	251	49	5,812	385	3,138	89	2,200	-----	-----
22	12 Boot and shoe cut stock and findings.....	49	30	1,305	50	110	1,075	70	-----	-----
23	1 Bread and other bakery products (except biscuit, crackers, and pretzels)...	2,735	2,717	35,954	670	1,493	29,578	3,640	106	467
24	13 Brick and hollow structural tile.....	9	1	780	0	22	722	25	5	-----
25	20 Brooms.....	10	14	70	4	5	54	7	-----	-----
26	20 Brushes.....	66	44	1,902	67	188	1,456	189	2	-----
27	20 Buttons.....	179	187	4,045	122	222	4,100	163	38	-----
28	9 Candles.....	10	3	421	20	26	336	39	-----	-----
29	1 Candy and other confectionery products.....	134	67	7,000	158	404	6,080	603	19	42
30	1 Cane-sugar refining.....	7	-----	4,625	-----	562	3,733	26	106	98
31	1 Canned and dried fruits and vegetables (including canned soups).....	17	8	1,256	11	65	1,130	48	-----	2
32	1 Canned fish, crustacea, and mollusks.....	4	-----	44	7	4	20	13	-----	-----
33	4 Canvas products (except bags).....	49	23	689	52	66	471	99	-----	1
34	20 Carbon paper and inked ribbons.....	13	0	769	17	51	472	227	2	-----
35	16 Carbon products for the electrical industry, and manufactures of carbon or artificial graphite.....	5	1	268	7	29	192	40	-----	-----
36	3 Carpets and rugs, wool.....	5	-----	5,876	14	260	4,963	604	35	-----
37	3 Carpets, rugs, and mats made from such materials as paper fiber, grass, jute, flax, sisal, cotton, cocoa fiber, and rags.....	10	7	147	8	9	120	10	-----	-----
38	17 Cars and trucks, industrial.....	3	1	37	2	8	27	-----	-----	-----
39	6 Caskets, coffins, burial cases, and other morticians' goods.....	40	21	1,067	28	79	834	117	1	8
40	1 Cereal preparations.....	4	-----	137	5	17	87	21	5	2
41	1 Cheese.....	9	3	52	5	6	36	5	-----	-----
42	9 Chemicals not elsewhere classified.....	112	7	10,556	116	1,695	7,379	551	492	323
43	1 Chewing gum.....	6	-----	1,623	12	201	972	391	-----	47
44	4 Children's and infants' wear not elsewhere classified—made in contract factories.....	16	16	752	6	14	726	6	-----	-----
45	4 Children's and infants' wear not elsewhere classified—made in inside factories or by jobbers engaging contractors.....	80	54	2,973	74	132	2,559	204	2	2
46	4 Children's coats—made in contract factories.....	38	41	840	10	13	825	-----	-----	1
47	4 Children's coats—made in inside factories or by jobbers engaging contractors.....	96	62	2,539	109	210	1,888	306	1	25
48	4 Children's dresses—made in contract factories.....	60	66	1,819	7	24	1,783	5	-----	-----
49	4 Children's dresses—made in inside factories or by jobbers engaging contractors.....	112	68	4,379	142	253	3,520	451	-----	13
50	20 Children's vehicles.....	9	7	312	10	17	271	14	-----	-----
51	13 China firing and decorating (for the trade).....	8	7	104	8	-----	83	13	-----	-----
52	1 Chocolate and cocoa products.....	13	3	1,592	14	105	1,112	124	4	233
53	6 Cigar boxes: wooden, part wooden.....	6	-----	617	16	21	563	14	-----	3
54	2 Cigarettes.....	13	2	1,429	9	70	1,225	53	-----	72
55	2 Cigars.....	133	112	6,954	52	334	6,291	238	16	23
56	9 Cleaning and polishing preparations, blackings, and dressings.....	123	55	2,083	131	221	1,777	527	9	18
57	4 Clothing, leather and sheep-lined.....	24	20	739	25	35	652	27	-----	-----
58	3 Cloth sponging and miscellaneous special finishing.....	48	10	1,880	85	97	1,048	136	-----	14
59	7 Coated and glazed paper.....	26	5	1,083	37	104	880	61	1	-----
60	4 Coats, suits, and skirts (except fur coats)—made in contract factories.....	698	813	17,307	278	203	16,733	65	2	26
61	4 Coats, suits, and skirts (except fur coats)—made in inside factories or by jobbers engaging contractors.....	682	403	16,270	536	1,072	11,994	2,244	-----	130
62	14 Cold-rolled steel sheets and strip and cold-finished steel bars made in plants not operated in connection with hot-rolling mills.....	3	-----	549	5	48	494	2	-----	-----
63	9 Colors and pigments.....	30	1	2,380	45	517	1,563	83	161	11
64	17 Commercial laundry, dry-cleaning, and pressing machinery.....	14	4	294	20	42	186	46	-----	-----
65	16 Communication equipment.....	68	21	11,261	83	2,339	7,997	593	185	64
66	9 Compressed and liquefied gases—not made in petroleum refineries or in natural-gasoline plants.....	14	-----	536	4	38	308	186	-----	-----
67	13 Concrete products.....	114	46	2,000	105	135	1,525	197	38	6

See footnotes at end of table.

## AREAS, BY INDUSTRIES: 1939

individual establishments, and gives statistics for the remaining industries both in combination ("Other industries") and by industry groups. Certain of the industries for wage earners or larger values of products than some of those shown separately]

SALARIES AND WAGES							COST OF MATERIALS, SUPPLIES, FUEL, PURCHASED ELECTRIC ENERGY, AND CONTRACT WORK					Value of products	Value added by manufacture
Total	Salaries of officers of corporations	Manufacturing		Distribution	Construction	Other	Total	Materials and supplies	Fuel	Purchased electric energy	Contract work		
		Salaries	Wages										
NEW YORK CITY-NEWARK-JERSEY CITY INDUSTRIAL AREA													
Dollars	Dollars	Dollars	Dollars	Dollars	Dollars	Dollars	Dollars	Dollars	Dollars	Dollars	Dollars	Dollars	Dollars
1,616,810,823	156,026,879	214,456,259	1,042,681,700	182,228,305	14,254,146	7,163,534	3,887,580,270	3,523,042,272	41,872,413	39,574,278	283,091,307	6,948,444,631	3,060,864,361
525,431	112,756	64,232	234,191	99,578	11,855	2,819	1,040,659	1,014,109	1,609	17,775	7,166	1,961,531	920,872
(0)	(0)	(0)	(0)	(0)	(0)	(0)	(0)	(0)	(0)	(0)	(0)	(0)	(0)
5,636,310	223,919	773,591	4,233,106	169,201	218,677	17,816	49,699,725	48,790,991	321,387	490,500	96,847	62,067,011	12,367,286
(0)	(0)	(0)	(0)	(0)	(0)	(0)	(0)	(0)	(0)	(0)	(0)	(0)	(0)
(0)	(0)	(0)	(0)	(0)	(0)	(0)	(0)	(0)	(0)	(0)	(0)	(0)	(0)
340,459	80,994	53,710	173,832	31,923	(0)	(0)	1,020,196	1,004,245	5,095	10,856	(0)	1,720,127	699,931
(0)	(0)	(0)	(0)	(0)	(0)	(0)	(0)	(0)	(0)	(0)	(0)	(0)	(0)
(0)	(0)	(0)	(0)	(0)	(0)	(0)	(0)	(0)	(0)	(0)	(0)	(0)	(0)
27,689	(0)	(0)	(0)	(0)	(0)	(0)	(0)	(0)	(0)	(0)	(0)	(0)	(0)
(0)	(0)	(0)	(0)	(0)	(0)	(0)	(0)	(0)	(0)	(0)	(0)	(0)	(0)
184,329	48,162	20,184	97,935	16,768	(0)	(0)	999,834	971,270	1,413	27,151	(0)	1,457,420	467,586
1,413,740	239,179	204,613	798,908	171,040	(0)	(0)	1,872,176	1,785,301	5,884	31,703	49,288	5,335,612	3,463,436
7,071,202	245,057	507,992	5,069,804	761,150	144,723	402,536	13,514,625	13,025,418	316,627	172,580	(0)	37,177,480	23,662,855
(0)	(0)	(0)	(0)	(0)	(0)	(0)	(0)	(0)	(0)	(0)	(0)	(0)	(0)
398,111	50,388	47,901	271,500	19,322	(0)	(0)	518,984	507,202	1,083	10,699	(0)	1,079,587	560,003
12,576,529	1,588,578	1,246,530	9,073,553	655,976	16,892	(0)	7,656,648	6,846,166	40,919	293,550	476,013	27,944,167	20,287,519
10,207,786	1,427,547	1,251,686	8,887,730	640,823	(0)	(0)	9,509,183	8,187,871	32,016	276,626	1,012,671	24,746,632	15,237,449
1,538,458	68,370	381,869	1,044,396	43,823	(0)	(0)	1,115,589	902,888	13,251	27,527	171,923	4,508,600	3,393,011
12,069,432	2,861,043	5,199,485	137,738	3,871,166	(0)	(0)	20,128,467	4,856,812	1,939	62,093	15,207,623	65,470,252	45,341,785
(0)	(0)	(0)	(0)	(0)	(0)	(0)	(0)	(0)	(0)	(0)	(0)	(0)	(0)
1,349,609	199,602	171,779	890,274	87,954	(0)	(0)	2,993,725	2,941,508	3,572	48,645	(0)	5,026,818	2,033,093
55,945,912	2,375,894	3,063,387	45,147,150	4,712,857	165,185	484,439	90,991,404	86,342,500	2,724,728	1,923,732	444	197,102,650	106,111,246
961,231	49,700	49,364	793,531	58,439	10,197	(0)	577,380	129,370	394,452	53,558	(0)	2,046,712	1,469,332
69,195	7,400	4,160	48,349	9,288	(0)	(0)	151,956	148,447	595	2,914	(0)	286,193	134,177
2,470,032	345,311	329,003	1,480,839	310,130	4,749	(0)	6,307,008	6,230,635	23,036	52,622	716	10,376,564	4,069,556
(0)	(0)	(0)	(0)	(0)	(0)	(0)	(0)	(0)	(0)	(0)	(0)	(0)	(0)
4,536,909	500,072	362,012	3,395,597	247,861	31,367	(0)	5,038,118	4,618,957	41,239	163,296	214,626	11,066,373	6,928,255
587,206	91,631	72,995	351,527	71,053	(0)	(0)	1,306,269	1,280,168	16,732	9,369	(0)	2,229,523	923,254
8,545,016	814,649	741,201	6,013,297	897,485	27,752	50,632	19,570,255	18,969,722	270,441	265,401	64,691	36,293,058	16,722,803
7,123,183	(0)	1,332,615	5,348,241	90,517	145,400	206,410	90,962,258	89,529,085	1,415,284	17,889	(0)	107,082,668	16,120,410
1,152,828	61,705	136,943	812,024	138,763	275	3,118	5,490,640	5,453,343	24,470	12,827	(0)	8,131,590	2,640,950
(0)	(0)	(0)	(0)	(0)	(0)	(0)	(0)	(0)	(0)	(0)	(0)	(0)	(0)
73,636	38,553	3,470	19,946	11,667	(0)	(0)	267,960	263,839	2,314	1,827	(0)	449,151	181,171
1,102,341	236,800	122,491	577,482	163,978	(0)	1,590	2,589,622	2,561,833	10,776	15,413	1,600	4,315,590	1,725,968
1,246,537	171,387	128,788	548,196	394,256	3,910	(0)	2,734,657	2,688,238	12,566	33,853	(0)	5,675,255	2,940,598
(0)	(0)	(0)	(0)	(0)	(0)	(0)	(0)	(0)	(0)	(0)	(0)	(0)	(0)
406,048	38,251	70,529	266,870	90,998	(0)	(0)	443,907	376,018	7,930	24,692	35,267	1,408,872	664,065
(0)	(0)	(0)	(0)	(0)	(0)	(0)	(0)	(0)	(0)	(0)	(0)	(0)	(0)
(0)	(0)	(0)	(0)	(0)	(0)	(0)	(0)	(0)	(0)	(0)	(0)	(0)	(0)
121,432	24,800	7,441	79,270	9,861	(0)	(0)	277,488	272,548	777	4,163	(0)	456,538	179,050
(0)	(0)	(0)	(0)	(0)	(0)	(0)	(0)	(0)	(0)	(0)	(0)	(0)	(0)
1,598,576	109,087	141,080	1,143,778	102,704	1,150	10,247	2,286,331	2,213,136	22,268	47,747	3,180	4,457,225	2,170,894
(0)	(0)	(0)	(0)	(0)	(0)	(0)	(0)	(0)	(0)	(0)	(0)	(0)	(0)
68,857	11,900	9,795	37,162	10,000	(0)	(0)	619,806	609,505	4,260	5,041	(0)	749,273	129,467
(0)	(0)	(0)	(0)	(0)	(0)	(0)	(0)	(0)	(0)	(0)	(0)	(0)	(0)
20,678,690	970,617	4,660,757	12,084,903	1,403,499	1,020,286	538,028	53,154,628	50,093,283	2,372,400	685,677	3,268	106,704,174	53,649,546
(0)	(0)	(0)	(0)	(0)	(0)	(0)	(0)	(0)	(0)	(0)	(0)	(0)	(0)
577,590	19,359	19,556	535,475	3,200	(0)	(0)	52,856	35,537	2,465	11,509	3,345	819,833	766,977
(0)	(0)	(0)	(0)	(0)	(0)	(0)	(0)	(0)	(0)	(0)	(0)	(0)	(0)
3,035,896	312,785	223,379	2,200,571	294,068	2,900	2,193	7,099,230	6,460,998	6,087	50,572	1,181,573	12,610,569	4,911,330
1,009,265	23,106	17,960	967,931	(0)	(0)	268	168,791	144,244	5,249	15,279	4,019	1,438,544	1,269,753
(0)	(0)	(0)	(0)	(0)	(0)	(0)	(0)	(0)	(0)	(0)	(0)	(0)	(0)
4,132,214	498,906	340,420	2,789,331	477,927	1,300	24,330	16,717,377	13,462,216	2,446	70,573	3,182,142	24,031,173	7,313,796
1,149,926	12,016	33,624	1,098,270	6,016	(0)	(0)	70,288	40,849	3,016	23,043	3,380	1,599,036	1,528,748
(0)	(0)	(0)	(0)	(0)	(0)	(0)	(0)	(0)	(0)	(0)	(0)	(0)	(0)
5,248,561	800,054	446,392	3,208,030	778,808	15,277	(0)	15,970,310	11,966,380	4,226	83,713	3,915,991	24,788,895	8,818,585
414,537	34,295	34,511	316,654	29,077	(0)	(0)	874,390	859,551	5,838	8,901	(0)	1,508,149	633,759
101,343	22,430	(0)	60,117	18,796	(0)	(0)	188,139	159,004	10,174	1,603	17,358	372,252	184,113
(0)	(0)	(0)	(0)	(0)	(0)	(0)	(0)	(0)	(0)	(0)	(0)	(0)	(0)
591,753	122,100	35,808	414,045	15,927	(0)	3,873	513,452	490,326	3,437	13,689	(0)	1,325,712	812,260
(0)	(0)	(0)	(0)	(0)	(0)	(0)	(0)	(0)	(0)	(0)	(0)	(0)	(0)
5,634,178	284,017	518,205	4,434,418	400,543	25,216	21,689	10,927,156	10,804,762	33,216	98,178	1,000	21,395,463	10,458,307
3,386,637	702,278	396,946	1,305,090	950,801	9,081	22,441	8,834,687	8,686,960	52,757	73,970	21,000	20,075,309	11,240,622
(0)	(0)	(0)	(0)	(0)	(0)	(0)	(0)	(0)	(0)	(0)	(0)	(0)	(0)
779,849	89,782	47,629	598,017	44,421	(0)	(0)	1,937,807	1,837,569	648	10,007	89,743	3,051,135	1,113,268
2,604,067	480,351	183,790	1,627,322	290,597	(0)	(0)	2,884,027	2,742,097	81,799	60,131	(0)	8,009,250	5,125,223
1,563,951	280,994	188,022	990,824	101,911	1,800	(0)	6,244,412	6,120,746	31,808	85,349	6,509	10,912,818	4,668,406
19,817,728	630,624	272,112	18,831,279	63,165	1,976	(0)	2,017,615	1,243,758	86,787	264,922	422,148	26,808,768	24,791,153
(0)	(0)	(0)	(0)	(0)	(0)	(0)	(0)	(0)	(0)	(0)	(0)	(0)	(0)
30,637,596	4,268,058	1,690,884	19,996,881	4,539,134	(0)	182,639	152,434,386	119,830,076	49,438	471,034	32,083,838	208,460,460	56,026,074
(0)	(0)	(0)	(0)	(0)	(0)	(0)	(0)	(0)	(0)	(0)	(0)	(0)	(0)
(0)	(0)	(0)	(0)	(0)	(0)	(0)	(0)	(0)	(0)	(0)	(0)	(0)	(0)
464,336	73,616	59,621	233,043	98,056	(0)	(0)	816,809	795,996	2,450	11,193	4,170	1,849,104	1,032,295
19,254,083	514,278	6,474,027	10,483,362	1,200,487	483,929	98,000	13,041,646	12,488,171	215,091	176,976	161,308	42,301,850	29,290,313
(0)	(0)	(0)	(0)	(0)	(0)	(0)	(0)	(0)	(0)	(0)	(0)	(0</	

TABLE 9.—GENERAL STATISTICS FOR INDUSTRIAL

Group No.	INDUSTRY	*Number of establishments	*Proprietors and firm members	*PERSONS EMPLOYED IN MANUFACTURING ESTABLISHMENTS <sup>1</sup>						
				Total <sup>2</sup>	Salaried officers of corporations <sup>3</sup>	Manufacturing		Distribution	Construction	Other
						Salaried employees <sup>4</sup>	Wage earners (average for year) <sup>5</sup>			
NEW YORK CITY-NEWARK-JERSEY CITY INDUSTRIAL AREA—Continued										
1	1	4		61	5	11	19	26		
2	17	9	4	607	15	178	394	20		
3	7	117	64	5,728	148	519	4,221	768	68	4
4	1	8		1,172	3	223	882	63	1	
5	6	21	6	773	14	82	657	18	1	1
6	8	10		1,178	14	86	1,053	20		
7	4	159	75	10,191	200	618	8,498	850	11	14
8	20	154	142	3,376	115	211	2,649	399	2	
9	3	14	4	985	25	73	810	77		
10	3	14	5	358	12	30	297	19		
11	3	18	11	698	15	68	583	32		
12	1	17	11	342	17	30	243	52		
13	4	45	49	577	13	18	532	14		
14	4	128	88	3,996	105	229	3,350	302	2	8
15	14	54	24	3,695	87	208	2,909	430	1	
16	20	29	20	945	24	113	708	100		
17	7	39	16	1,109	48	114	846	92	3	6
18	20	74	50	2,407	30	141	2,101	84	1	
19	14	79	33	2,150	122	213	1,586	229		
20	4	26	11	2,032	34	74	1,849	69	2	4
21	9	217	42	8,702	294	1,258	4,025	2,068	68	89
22	3	206	73	14,676	350	1,081	12,840	391	10	4
23	16	17	7	808	20	30	235	23		
24	10	14	6	3,431	16	688	2,438	225	64	
25	16	36	10	3,094	32	657	1,865	502	38	
26	16	26	4	6,159	35	813	4,839	415	41	16
27	15	142	140	1,701	87	86	1,432	81	7	8
28	8	45	10	1,604	73	216	1,157	158		
29	17	23	3	2,819	47	542	2,134	96		
30	4	288	317	3,654	95	86	3,364	99		10
31	4	304	366	3,363	123	86	3,040	110		4
32	14	40	20	1,405	47	102	1,177	79		
33	14	14	14	141	9	15	114	3		
34	15	31	35	1,011	13	80	888	28		2
35	8	117	81	2,304	103	244	1,863	94		
36	7	34	11	1,639	47	122	1,259	200	2	
37	9	8	3	244	6	23	202	13		
38	20	55	17	1,940	78	158	1,588	97	26	2
39	14	211	100	3,825	283	367	2,903	211	1	
40	20	243	219	5,585	166	215	4,789	411	4	
41	9	6	1	627	2	50	537	35	3	
42	7	26	10	1,515	35	154	1,265	57	4	
43	3	81	41	3,473	96	185	3,087	105		
44	9	8		220	12	15	186	4		3
45	1	107	43	1,250	119	179	654	272	1	25
46	13	4	1	311	6	21	260	14	10	
47	1	4	1	61	4	5	37	15		
48	1	97	38	3,618	111	298	2,140	1,041	17	11
49	17	36	16	1,986	56	435	1,275	100		30
50	12	165	53	13,680	305	720	12,183	464	8	
51	14	12	8	276	12	15	239	10		
52	4	1,838	2,065	14,410	1,455	939	10,923	1,102		
53	20	111	70	4,476	196	218	3,758	287	17	
54	20	115	80	4,337	108	323	3,672	230	4	
55	8	1,729	1,310	22,295	1,383	2,408	16,705	1,789	6	4
56	16	71	21	7,554	98	1,509	5,510	424	7	6
57	9	13	1	362	13	66	269	13	1	
58	14	41	16	3,332	58	207	2,996	71		
59	9	22	14	1,095	34	124	827	75	33	2
60	8	36	24	2,220	37	244	1,715	224		
61	13	4		706		84	615		7	
62	20	28	27	265	16	11	224	14		
63	4	17	11	1,057	14	11	1,032			
64	20	55	36	681	59	83	450	88	1	
65	14	71	33	2,630	86	243	2,081	201	16	3

See footnotes at end of table.

## AREAS, BY INDUSTRIES: 1939—Continued

SALARIES AND WAGES							COST OF MATERIALS, SUPPLIES, FUEL, PURCHASED ELECTRIC ENERGY, AND CONTRACT WORK							Value of products	Value added by manufacture <sup>4</sup>
Total <sup>1</sup>	Salaries of officers of corporations <sup>2</sup>	Manufacturing		Distribution	Construction	Other	Total	Materials and supplies	Fuel	Purchased electric energy	Contract work				
		Salaries <sup>3</sup>	Wages												
Dollars (\$)	Dollars (\$)	Dollars (\$)	Dollars (\$)	Dollars (\$)	Dollars (\$)	Dollars (\$)	Dollars (\$)	Dollars (\$)	Dollars (\$)	Dollars (\$)	Dollars (\$)	Dollars (\$)	Dollars (\$)		
971,459	75,402	220,807	646,916	28,334			1,645,816	1,605,551	11,933	28,122	210	3,101,992	1,456,176		
7,572,148	1,041,958	903,641	4,127,951	1,369,758	124,797	4,043	13,531,879	13,259,771	67,623	175,018	29,467	29,334,569	15,802,690		
1,915,378	15,600	481,866	1,288,542	127,846	1,524		30,726,774	30,350,290	262,449	95,501	18,534	38,428,639	7,701,865		
1,162,247	84,452	199,009	845,495	29,481	2,250	1,560	1,966,409	1,931,972	23,991	10,446		3,492,962	1,526,553		
1,444,032	57,200	215,411	1,132,956	38,465			2,923,228	2,783,156	57,081	82,991		6,358,672	3,435,444		
11,373,256	1,270,237	1,114,317	7,353,313	1,601,961	19,681	13,747	21,115,432	19,832,138	6,579	130,971	1,145,744	38,830,148	17,714,716		
3,846,329	512,881	322,528	2,844,559	664,046	2,315		4,591,794	4,417,469	11,466	58,867	103,992	11,274,850	6,683,056		
1,089,314	171,415	116,420	670,624	130,855			1,616,104	1,542,336	13,703	28,543	31,522	3,353,288	1,737,184		
418,646	57,578	49,649	283,053	28,366			461,113	440,787	6,657	13,669		1,150,125	689,012		
755,066	95,891	102,623	508,185	48,367			4,178,195	4,094,947	6,513	24,760	51,975	6,014,974	1,836,779		
517,913	100,890	60,280	254,616	102,037		120	4,060,468	4,021,058	10,521	22,889		5,484,615	1,424,147		
445,666	25,605	18,965	393,329	7,867			122,762	113,125	671	8,534	422	894,855	772,103		
( <sup>1</sup> )	( <sup>2</sup> )	( <sup>3</sup> )	( <sup>4</sup> )	( <sup>5</sup> )	( <sup>6</sup> )	( <sup>7</sup> )	( <sup>8</sup> )	( <sup>9</sup> )	( <sup>10</sup> )	( <sup>11</sup> )	( <sup>12</sup> )	( <sup>13</sup> )	( <sup>14</sup> )		
5,705,087	760,697	609,756	3,885,138	947,747	1,749		5,947,325	5,705,339	61,123	144,990	35,873	15,085,751	9,138,426		
1,515,895	133,043	216,692	975,741	190,419			5,044,772	4,987,141	36,246	14,545	6,840	8,398,097	3,353,325		
1,722,203	268,039	249,295	995,587	184,691	7,445	17,206	3,292,979	3,225,554	18,567	48,858		6,424,938	3,131,959		
( <sup>1</sup> )	( <sup>2</sup> )	( <sup>3</sup> )	( <sup>4</sup> )	( <sup>5</sup> )	( <sup>6</sup> )	( <sup>7</sup> )	( <sup>8</sup> )	( <sup>9</sup> )	( <sup>10</sup> )	( <sup>11</sup> )	( <sup>12</sup> )	( <sup>13</sup> )	( <sup>14</sup> )		
3,500,337	564,499	386,476	2,280,126	329,236			3,987,593	3,694,614	23,760	72,914	196,305	9,453,514	5,495,921		
1,572,835	91,810	100,692	1,290,421	80,397	2,240	7,275	2,140,297	1,990,999		28,567	120,731	4,217,113	2,076,810		
14,534,261	2,126,112	2,593,751	5,638,041	3,923,651	124,475	128,231	29,441,161	28,149,652	292,209	294,363	704,937	87,530,250	58,089,089		
19,230,447	1,894,476	2,160,407	14,397,199	773,913	4,452		16,354,650	15,635,476	2,159,689	558,733	752	46,161,043	29,806,393		
396,441	90,843	44,199	232,890	28,509			911,288	771,575	3,285	16,349	120,079	1,618,058	706,770		
5,000,413	166,405	1,373,429	3,615,332	405,055	101,192		4,253,383	4,112,976	45,095	74,121	21,191	16,017,568	11,764,185		
5,164,134	180,621	1,598,721	2,636,814	592,611	155,467		4,241,005	4,039,075	67,548	126,005	8,376	12,507,784	8,266,779		
( <sup>1</sup> )	( <sup>2</sup> )	( <sup>3</sup> )	( <sup>4</sup> )	( <sup>5</sup> )	( <sup>6</sup> )	( <sup>7</sup> )	( <sup>8</sup> )	( <sup>9</sup> )	( <sup>10</sup> )	( <sup>11</sup> )	( <sup>12</sup> )	( <sup>13</sup> )	( <sup>14</sup> )		
2,141,685	278,080	124,148	1,608,431	111,579	12,333	7,105	1,022,411	922,553	33,190	180,012	16,656	4,524,262	3,501,851		
3,571,749	427,273	436,047	2,278,180	430,249			3,481,813	3,246,246	36,576	149,414	2,311,577	8,775,530	5,293,717		
4,857,225	245,474	1,106,320	3,210,502	294,929			4,791,126	4,508,180	94,502	108,793	79,651	15,699,801	10,908,676		
3,213,577	259,473	115,779	2,736,661	93,204		8,560	1,371,873	1,151,943	7,691	58,454	153,785	6,805,085	5,433,212		
3,440,873	413,472	156,238	2,690,599	177,231		3,333	5,559,889	4,249,994	59,785	122,778	1,127,332	12,199,058	6,630,169		
1,964,607	232,221	187,437	1,404,245	160,704			3,774,012	3,516,239	32,363	90,268	135,142	7,135,973	3,361,961		
( <sup>1</sup> )	( <sup>2</sup> )	( <sup>3</sup> )	( <sup>4</sup> )	( <sup>5</sup> )	( <sup>6</sup> )	( <sup>7</sup> )	( <sup>8</sup> )	( <sup>9</sup> )	( <sup>10</sup> )	( <sup>11</sup> )	( <sup>12</sup> )	( <sup>13</sup> )	( <sup>14</sup> )		
1,000,477	113,067	163,210	1,120,652	201,048		3,500	1,217,840	1,145,855	21,900	31,734	18,351	3,671,120	2,453,280		
3,976,875	404,187	668,890	2,867,462	136,336			1,404,295	1,238,030	31,796	70,525	63,944	7,157,951	5,753,656		
2,453,688	297,559	193,413	1,456,288	530,887	5,541		3,539,442	3,419,398	7,902	81,840	30,302	7,219,296	3,679,854		
432,877	50,207	63,948	265,753	52,969			4,735,575	4,694,208	30,205	4,789	6,373	6,066,007	1,930,492		
2,504,037	418,125	300,626	1,542,673	185,999	37,291	10,323	3,414,078	3,181,642	48,740	118,200	65,496	6,948,344	3,534,265		
6,469,091	1,061,238	703,190	4,258,144	445,219	1,300		12,811,331	12,189,694	54,829	144,321	422,487	23,475,554	10,664,223		
4,786,641	602,427	251,738	3,396,283	532,013	4,180		5,364,879	5,237,382	18,445	75,437	33,615	13,074,080	7,709,201		
876,232	15,000	95,276	680,372	81,889	3,695		3,183,343	3,095,411	59,908	27,934		4,761,410	1,578,067		
1,878,132	149,793	282,487	1,331,065	107,269	7,518		3,254,310	3,097,241	96,274	60,795		7,372,700	4,118,390		
4,018,301	502,022	278,090	3,040,512	197,677			10,940,974	9,809,972	86,039	80,766	864,197	17,097,921	6,250,947		
236,776	46,326	28,563	153,181	4,446		4,260	173,317	159,154	15,614	3,519		616,885	438,568		
2,450,644	773,711	353,919	893,476	425,312	1,070	42,156	9,500,225	9,386,207	54,459	59,529		30,376,019	20,875,794		
( <sup>1</sup> )	( <sup>2</sup> )	( <sup>3</sup> )	( <sup>4</sup> )	( <sup>5</sup> )	( <sup>6</sup> )	( <sup>7</sup> )	( <sup>8</sup> )	( <sup>9</sup> )	( <sup>10</sup> )	( <sup>11</sup> )	( <sup>12</sup> )	( <sup>13</sup> )	( <sup>14</sup> )		
4,621,189	689,504	560,354	2,091,163	1,243,881	20,437	6,850	25,845,392	25,583,963	109,747	151,682		38,537,320	12,691,928		
4,023,432	445,125	958,774	2,076,939	485,787		56,807	2,634,785	2,484,474	35,633	49,393	65,265	8,906,253	6,271,488		
15,562,005	1,439,802	1,184,729	11,986,719	943,001	8,694		19,877,853	19,528,609	22,101	219,031	108,112	40,355,144	20,477,291		
435,300	48,821	30,675	331,676	* 24,128			492,631	388,094	73,555	21,878	9,104	1,219,796	727,165		
28,893,308	4,874,698	1,592,134	20,458,974	1,967,502			98,576,699	96,626,711	22,207	284,093	1,643,688	151,126,511	52,549,812		
9,734,713	1,069,469	672,132	7,348,050	617,629	27,433		3,116,151	2,769,878	60,256	191,885	94,132	17,033,251	13,917,100		
4,481,298	527,116	556,796	3,022,360	367,971	7,035		7,717,220	7,585,207	35,865	82,766	13,382	15,768,234	8,051,014		
30,484,636	6,130,719	4,369,734	26,168,315	3,807,570	5,369	12,929	36,350,557	30,684,121	185,401	1,168,726	4,312,309	98,566,965	62,216,408		
12,749,154	710,639	3,080,285	7,977,943	964,313	9,114	6,860	14,428,133	13,984,241	155,118	237,183	51,586	37,389,479	22,961,346		
533,720	65,423	100,853	348,370	17,743	1,340		2,465,073	2,403,351	31,213	29,502	1,007	4,564,227	2,099,154		
4,773,800	375,542	421,094	3,854,179	113,664	9,321		3,461,937	3,207,735	352,584	154,435	47,183	10,216,654	6,784,717		
1,874,944	201,500	223,850	1,194,391	205,086	48,617	1,500	7,979,751	7,701,874	229,448	47,961	468	11,269,532	3,289,801		
3,043,906	430,163	353,279	1,830,914	429,640			5,163,870	3,209,944	4,511	49,964	1,890,451	10,903,244	5,739,374		
1,055,088		154,182	848,419		52,457		2,369,531	2,004,889	145,414	218,808	420	5,871,239	3,501,707		
249,679	36,283	12,858	183,144	17,394			295,100	280,179	1,141	4,535	9,245	739,831	441,831		
718,725	90,952	17,387	650,386				156,766	130,877	851	13,374	11,664	1,113,811	957,045		
975,974	208,546	110,650	534,383	121,560	835		786,709	742,480	8,463	30,313	15,453	2,236,044	1,449,335		
3,488,128	594,020	349,980	2,157,688	362,855	21,965	1,620	4,590,037	4,415							



## CENSUS OF MANUFACTURES: 1939

TABLE 9.—GENERAL STATISTICS FOR INDUSTRIAL

Group No.	INDUSTRY	*Number of establishments	*Proprietors and firm members	*PERSONS EMPLOYED IN MANUFACTURING ESTABLISHMENTS:						
				Total	Salaried officers of corporations	Manufacturing		Distribution	Construction	Other
						Salaried employees	Wage earners (average for year)			
NEW YORK CITY-NEWARK-JERSEY CITY INDUSTRIAL AREA—Continued										
1	4	Hat and cap materials; trimmings, etc.	50	33	873	41	52	738	41	1
2	3	Hats, straw	6		295	10	11	267	7	
3	14	Heating and cooking apparatus, except electric, not elsewhere classified	28	14	254	24	35	188	7	
4	3	Hosiery—full-fashioned	22	2	4,470	24	208	4,089	142	6
5	3	Hosiery—seamless	7	6	175	10	6	156	3	
6	4	House dresses, uniforms, and aprons—made in contract factories	152	157	5,364	37	58	5,262	6	1
7	4	House dresses, uniforms, and aprons—made in inside factories or by jobbers engaging contractors	161	145	4,763	133	282	3,926	412	10
8	4	Housefurnishings (except curtains, draperies, and bedspreads)	193	159	4,105	130	290	3,307	360	10
9	6	Household furniture, except upholstered	240	157	4,080	292	323	3,992	368	11
10	1	Ice cream and ices	108	52	3,536	92	225	1,562	1,523	38
11	1	Ice, manufactured	114	7	1,460	60	149	1,081	144	26
12	12	Industrial leather belting and packing leather	29	10	103	32	24	98	39	
13	17	Industrial machinery, not elsewhere classified	87	29	3,583	130	579	2,573	243	42
14	9	Insecticides, fungicides, and related industrial and household chemical compounds	148	33	2,047	164	363	1,217	280	14
15	17	Internal-combustion engines	3	1	107	6	11	90		9
16	15	Jewelers' findings and materials	19	12	589	20	41	458	66	4
17	20	Jewelry cases and instrument cases	65	53	2,047	49	146	1,720	132	
18	15	Jewelry (precious metals)	448	393	5,367	318	643	3,890	495	21
19	3	Jute goods (except felt)	3		792	9	80	698	5	
20	3	Knitted cloth	102	60	1,900	87	146	1,561	100	5
21	3	Knitted gloves	3	1	899	1	1	896	1	
22	3	Knitted outerwear (except knit gloves)—contract factories	202	218	3,443	72	47	3,305	17	1
23	3	Knitted outerwear (except knit gloves)—regular factories or jobbers engaging contractors	212	145	5,409	233	277	4,166	716	5
24	3	Knitted underwear	9	7	381	15	20	317	27	2
25	3	Lace goods	16	14	815	16	40	728	31	
26	6	Lasts and related products	7	4	279	7	18	231	23	
27	12	Leather gloves and mittens	41	43	482	26	11	427	16	2
28	12	Leather goods not elsewhere classified	84	80	1,678	59	65	1,465	89	
29	12	Leather: tanned, curried, and finished—contract factories	25	19	698	34	24	627	13	
30	12	Leather: tanned, curried, and finished—regular factories or jobbers engaging contractors	37	8	1,684	79	100	1,423	74	8
31	15	Lighting fixtures	198	106	5,296	250	461	4,054	525	6
32	1	Liquors, rectified or blended	26	1	600	25	121	392	61	1
33	8	Lithographing and photo-lithographing (including preparation of stones or plates and dry transfers)	185	40	8,549	343	985	6,275	920	26
34	9	Lubricating oils and greases—not made in petroleum refineries	22	2	426	14	67	274	68	2
35	1	Macaroni, spaghetti, vermicelli, and noodles	78	87	2,296	73	119	1,702	396	3
36	8	Machine and hand typesetting (including advertisement typesetting)	183	121	2,427	190	249	1,826	162	
37	17	Machine-shop products, not elsewhere classified	230	124	5,225	235	669	3,734	487	27
38	17	Machine-shop repairs	96	66	719	72	73	567	5	2
39	17	Machine-tool and other metalworking-machinery accessories, metal-cutting and shaping tools, and machinists' precision tools	127	77	1,611	109	119	1,336	39	1
40	17	Machine tools	8	1	668	13	90	527	36	7
41	1	Malt liquors	33		8,545	96	548	3,682	3,670	161
42	6	Mattresses and bedsprings	170	145	3,632	110	381	2,796	335	10
43	17	Measuring instruments, mechanical (except electrical measuring instruments, watches, and clocks)	11	1	1,461	19	128	1,191	119	1
44	1	Meat packing, wholesale	59	14	9,655	91	938	8,929	1,636	27
45	17	Mechanical power-transmission equipment	17	4	2,135	23	332	1,634	146	34
46	4	Men's and boys' hats and caps (except felt and straw)	103	135	1,347	43	48	1,189	65	2
47	4	Men's and boys' shirts (except work shirts), collars, and nightwear—made in contract factories	34	30	2,399	17	61	2,313	4	4
48	4	Men's and boys' shirts (except work shirts), collars, and nightwear—made in inside factories or by jobbers engaging contractors	136	75	4,911	119	290	4,235	258	9
49	4	Men's and boys' suits, coats, and overcoats (except work clothing)—made in contract factories	506	609	25,252	316	360	24,466	70	1
50	4	Men's and boys' suits, coats, and overcoats (except work clothing)—made in inside factories or by jobbers engaging contractors	612	452	15,290	585	835	11,957	1,845	24
51	4	Men's and boys' underwear—made in inside factories or by jobbers engaging contractors	4		56	4	6	45	1	
52	4	Men's neckwear—made in contract factories	27	28	681	6	9	663	3	
53	4	Men's neckwear—made in inside factories or by jobbers engaging contractors	176	172	3,021	100	167	2,445	294	15
54	17	Metalworking machinery and equipment, not elsewhere classified	17	6	2,935	15	728	2,072	116	3
55	4	Millinery	723	456	16,358	774	908	13,268	1,369	1
56	13	Minerals and earths, ground or otherwise treated	14	2	574	15	31	505	23	
57	6	Mirror frames and picture frames	68	46	997	60	54	821	62	
58	13	Mirrors and other glass products made of purchased glass	169	124	2,614	171	164	2,085	182	4
59	20	Miscellaneous fabricated products not elsewhere classified	293	186	6,676	221	369	5,465	515	3
60	4	Miscellaneous fabricated textile products not elsewhere classified	110	87	1,615	79	109	1,314	106	2

See footnotes at end of table.



## AREAS, BY INDUSTRIES: 1939—Continued

SALARIES AND WAGES						COST OF MATERIALS, SUPPLIES, FUEL, PURCHASED ELECTRIC ENERGY, AND CONTRACT WORK						Value of products	Value added by manufacture
Total	Salaries of officers of corporations	Manufacturing		Distribution	Construction	Other	Total	Materials and supplies	Fuel	Purchased electric energy	Contract work		
		Salaries	Wages										
NEW YORK CITY-NEWARK-JERSEY CITY INDUSTRIAL AREA—Continued													
Dollars	Dollars	Dollars	Dollars	Dollars	Dollars	Dollars	Dollars	Dollars	Dollars	Dollars	Dollars	Dollars	Dollars
982,768	160,638	71,877	688,407	61,326	720	720	2,826,902	2,702,454	632	21,011	102,805	4,376,979	1,550,077
348,808	38,086	19,311	282,650	8,761	-----	-----	488,529	481,760	-----	6,769	-----	1,095,289	606,760
476,830	93,133	53,629	317,729	12,339	-----	-----	694,562	679,583	2,564	7,532	4,883	1,495,822	801,260
5,329,284	150,420	376,092	4,287,230	488,928	23,234	3,380	3,978,922	3,460,964	104,205	54,737	359,016	11,359,532	7,380,610
(5)	(5)	(5)	(5)	(5)	(5)	(5)	(5)	(5)	(5)	(5)	(5)	(5)	(5)
3,517,134	69,070	84,630	3,355,167	6,567	-----	1,700	252,093	160,279	15,278	76,387	149	4,742,489	4,490,396
5,098,474	646,908	397,645	3,336,519	700,167	-----	17,235	24,412,449	18,991,908	9,807	91,118	5,319,616	33,631,755	9,219,306
4,452,732	556,476	397,005	2,868,637	607,176	24,186	0,162	16,113,263	15,594,044	19,105	106,938	393,176	24,750,923	8,627,660
6,943,510	995,760	526,069	4,748,404	638,969	-----	34,678	8,855,520	8,512,233	57,161	195,464	90,662	19,848,792	10,993,272
5,044,147	402,818	409,305	1,975,957	2,893,670	98,433	164,064	17,206,962	16,593,295	105,393	508,274	-----	33,313,578	16,106,616
2,343,330	342,022	329,059	1,448,765	199,391	1,385	23,208	2,224,470	312,611	101,963	1,809,896	-----	9,256,758	7,032,288
332,475	104,864	44,096	124,371	59,144	-----	-----	762,073	744,970	1,925	9,051	6,127	1,364,631	602,558
6,224,619	741,462	1,106,187	3,771,234	527,828	56,166	21,742	6,309,794	5,907,227	146,935	203,333	52,299	16,567,116	10,257,322
3,619,976	753,095	798,832	1,403,219	623,464	20,230	12,136	13,161,746	12,816,140	137,629	95,512	112,465	25,739,545	12,577,799
(5)	(5)	(5)	(5)	(5)	(5)	(5)	(5)	(5)	(5)	(5)	(5)	(5)	(5)
1,002,525	168,784	85,072	616,897	129,772	-----	2,000	3,628,722	3,418,188	9,251	17,960	83,323	5,156,240	1,627,518
2,671,768	236,367	224,144	1,658,815	452,442	-----	-----	2,681,844	2,597,517	10,958	56,392	16,977	6,257,166	3,575,322
9,225,643	1,588,376	1,042,320	5,510,532	1,005,581	-----	19,034	16,734,888	15,867,546	31,793	95,172	740,377	32,151,557	15,416,669
(5)	(5)	(5)	(5)	(5)	(5)	(5)	(5)	(5)	(5)	(5)	(5)	(5)	(5)
2,500,632	431,744	285,410	1,509,690	206,928	2,800	3,900	11,366,702	10,712,126	25,598	114,448	514,535	16,170,198	4,803,496
(5)	(5)	(5)	(5)	(5)	(5)	(5)	(5)	(5)	(5)	(5)	(5)	(5)	(5)
2,863,867	122,385	83,041	2,648,209	8,382	900	960	609,629	494,583	35,088	108,358	31,600	5,466,981	4,797,352
6,814,806	1,074,024	444,608	4,126,950	1,145,081	10,760	13,383	26,180,838	20,838,558	33,208	150,650	5,558,422	39,491,386	12,910,548
411,096	60,749	34,347	272,344	41,724	-----	1,932	1,127,794	960,429	8,373	7,783	151,209	1,785,226	657,432
997,740	90,419	69,857	806,669	31,795	-----	-----	951,049	875,720	30,568	14,509	30,252	2,883,270	1,932,221
447,996	30,813	37,465	330,202	49,516	-----	-----	265,037	243,616	2,120	19,301	-----	1,104,767	839,720
492,933	51,745	14,620	400,270	22,854	-----	3,444	654,992	602,407	90	5,085	47,410	1,373,617	718,625
1,782,305	266,221	102,355	1,282,384	131,435	-----	-----	2,560,525	2,473,625	6,454	29,233	51,213	5,393,322	2,832,797
996,933	171,647	46,696	760,186	18,404	-----	-----	919,915	768,300	65,247	36,932	49,436	2,293,670	1,373,755
2,695,306	487,726	232,895	1,802,435	160,887	11,423	-----	8,110,633	7,283,510	117,712	98,103	611,308	12,708,510	4,597,877
7,674,179	1,328,740	837,672	4,527,525	975,385	-----	4,857	14,417,676	14,034,833	56,017	194,992	131,834	27,875,427	13,457,751
886,882	94,555	221,308	469,404	100,460	-----	1,155	5,410,549	5,364,017	19,339	27,193	-----	8,265,236	2,854,687
16,676,542	2,220,108	2,112,593	9,918,718	2,386,285	37,838	-----	14,397,446	11,733,183	75,216	364,236	2,224,811	39,736,916	25,339,470
884,990	123,453	171,011	392,158	196,343	1,765	280	5,518,918	5,419,908	74,103	19,401	5,506	9,102,523	3,583,610
3,183,081	418,163	217,547	1,809,360	695,238	39,116	3,657	8,316,038	7,945,743	100,079	259,745	10,471	15,426,736	7,110,698
4,543,693	790,205	447,798	3,010,260	295,430	-----	-----	1,038,043	757,735	26,494	107,502	146,312	7,714,152	6,676,109
8,981,908	1,420,011	1,229,056	5,112,874	989,214	27,292	203,461	11,265,508	10,812,834	141,512	241,211	69,951	26,703,225	15,437,717
1,208,271	192,085	881,857	881,857	6,579	-----	1,761	765,854	701,919	12,457	38,994	2,484	2,790,792	2,034,938
2,889,399	530,673	219,026	2,065,013	66,438	953	7,296	1,361,714	1,190,625	13,797	80,222	77,070	5,587,717	4,226,003
1,267,291	84,890	239,385	849,007	82,232	-----	1,777	773,696	731,994	9,894	28,004	3,804	2,299,740	1,526,044
21,262,156	1,322,025	1,287,314	7,915,983	9,356,390	363,551	1,016,893	26,341,131	25,050,309	926,776	364,046	-----	93,430,573	67,089,442
5,576,095	433,492	679,081	3,904,674	546,334	-----	11,514	11,390,546	11,216,246	51,108	122,513	679	21,208,672	9,818,126
2,335,792	105,519	297,601	1,671,687	258,460	1,125	1,500	1,643,292	1,550,665	27,873	64,476	278	7,056,081	5,412,789
17,160,628	598,121	1,991,071	10,973,885	3,477,400	51,644	58,507	167,288,498	165,685,449	691,943	413,480	497,626	194,437,903	27,149,405
(5)	(5)	(5)	(5)	(5)	(5)	(5)	(5)	(5)	(5)	(5)	(5)	(5)	(5)
1,452,299	107,183	78,421	1,188,726	76,494	-----	1,475	2,358,148	2,200,068	4,620	31,610	121,850	4,759,878	2,401,730
1,648,426	49,546	95,270	1,496,695	4,146	-----	2,769	210,272	175,981	5,186	26,488	2,617	2,233,218	2,022,946
4,834,732	542,726	427,963	3,458,764	385,981	-----	19,308	20,321,894	14,759,151	27,951	63,107	5,471,685	28,980,723	8,658,820
25,291,158	854,264	504,982	23,830,971	70,732	560	29,649	1,384,574	868,595	96,211	309,378	110,390	31,620,361	30,235,787
25,515,876	2,908,238	1,536,195	17,721,794	3,285,377	24,801	39,171	138,957,874	100,473,495	47,414	320,041	38,116,924	189,498,211	50,540,337
54,785	14,550	7,602	29,908	2,725	-----	-----	232,322	159,925	-----	1,305	71,091	338,809	106,487
453,441	32,212	15,197	404,182	1,850	-----	-----	107,822	96,826	362	10,634	-----	742,508	634,746
3,531,590	499,308	230,414	2,300,905	492,369	-----	8,594	10,608,139	9,762,732	1,506	54,510	789,391	17,145,708	6,537,569
5,351,496	115,054	1,366,804	8,876,027	256,055	3,056	4,499	4,040,612	3,842,845	72,476	95,497	29,791	10,364,824	6,324,212
23,531,127	2,936,151	1,523,672	16,764,551	2,257,259	891	48,603	29,137,764	28,342,126	75,014	448,640	271,974	66,130,603	36,992,849
620,203	102,448	57,590	418,176	40,255	-----	1,734	1,148,839	1,120,462	10,869	16,416	1,092	2,456,088	1,307,249
1,165,344	188,956	72,810	804,041	98,537	-----	-----	1,805,096	1,681,108	4,612	28,123	91,253	3,796,340	1,691,244
3,325,792	573,319	247,122	2,214,833	277,781	-----	3,637	3,854,896	3,669,185	58,946	99,970	26,795	8,848,643	4,993,747
6,898,484	929,196	598,270	4,647,448	713,776	-----	4,737	8,964,716	8,602,893	53,122	149,649	159,052	20,510,980	11,546,264
1,816,709	407,084	172,101	1,060,823	171,832	-----	2,692	4,876,888	4,628,744	11,313	36,344	199,987	8,836,894	3,980,508

TABLE 9.—GENERAL STATISTICS FOR INDUSTRIAL

Group No.		INDUSTRY	*Number of establishments	*Proprietors and firm members	*PERSONS EMPLOYED IN MANUFACTURING ESTABLISHMENTS <sup>1</sup>						
					Total <sup>2</sup>	Salaried officers of corporations <sup>2</sup>	Manufacturing		Distribution	Construction	Other
							Salaried employees <sup>2</sup>	Wage earners (average for year) <sup>3</sup>			
NEW YORK CITY-NEWARK-JERSEY CITY INDUSTRIAL AREA—Continued											
1	20	Models and patterns (except paper patterns).....	119	79	1,360	117	87	1,057	99		
2	13	Monuments, tombstones, cut-stone, and stone products not elsewhere classified.....	141	62	1,569	145	111	1,121	173	3	16
3	18	Motor vehicles, motor-vehicle bodies, parts and accessories.....	99	38	13,323	133	1,365	10,718	1,100	3	4
4	20	Needles, pins, hooks and eyes, and slide and snap fasteners.....	22	4	2,306	30	109	2,001	120	46	
5	8	Newspapers: publishing and printing.....	173	45	23,773	218	7,644	10,555	5,287	69	
6	8	Newspapers: publishing without printing.....	60	12	495	34	339	38	84		
7	1	Nonalcoholic beverages.....	257	144	3,579	254	1,761	1,221	44		45
8	15	Nonferrous-metal foundries (except aluminum).....	67	50	646	48	39	537	17		
9	15	Nonferrous-metal products not elsewhere classified.....	117	52	3,887	142	484	2,996	229	16	20
10	17	Office and store machines not elsewhere classified.....	29	8	1,890	48	302	1,422	105	1	12
11	6	Office furniture.....	23	5	929	38	99	674	103	15	
12	14	Oil burners, domestic and industrial.....	28	2	379	38	77	218	46		
13	20	Ophthalmic goods: lenses and fittings.....	32	11	1,529	60	108	1,242	114	5	
14	20	Optical instruments and lenses.....	7	1	150	13	19	112	6		
15	10	Oven coke and coke-oven byproducts.....	3		1,075		62	1,013			
16	9	Paints, varnishes, and lacquers.....	232	45	8,778	320	1,359	5,357	1,045	38	59
17	7	Paper and paperboard mills.....	21		2,279	29	188	2,001	36	25	
18	7	Paper bags, except those made in paper mills.....	25	7	1,023	32	90	1,664	137		
19	7	Paperboard containers and boxes not elsewhere classified.....	286	96	13,631	492	892	11,078	1,132	26	11
20	17	Paper-mill, pulp-mill, and paper-products machinery.....	9	3	980	22	134	721	101	2	
21	6	Partitions, shelving, cabinet work, and office and store fixtures.....	191	130	2,437	183	221	1,851	167	2	13
22	10	Paving blocks and paving mixtures: asphalt, creosoted wood, and composition.....	8		254	4	23	227			
23	20	Pencils (except mechanical) and crayons *.....	19	4	3,407	38	339	2,594	402	34	
24	20	Pens, mechanical pencils, and pen points.....	34	24	1,463	30	95	1,264	79	5	
25	9	Perfumes, cosmetics, and other toilet preparations.....	209	36	7,357	247	608	5,156	1,232	17	37
26	8	Periodicals: publishing and printing.....	52	8	4,944	82	1,309	2,180	1,329	20	24
27	8	Periodicals: publishing without printing.....	555	83	14,232	776	7,160	132	6,164		
28	10	Petroleum refining.....	11		8,872		1,197	5,035	223	2,239	178
29	8	Photogravure, not done in printing establishments (including preparation of plates).....	93	23	3,627	208	326	2,418	675		
30	20	Photographic apparatus and materials and projection equipment (except lenses).....	37	14	2,792	42	465	2,104	101	21	59
31	1	Pickled fruits and vegetables and vegetable sauces and seasonings.....	41	24	684	47	75	473	88		1
32	5	Planing mills not operated in conjunction with sawmills.....	205	90	2,584	201	181	1,913	262		27
33	9	Plastic materials.....	13		4,188	17	837	2,984	180	168	2
34	5	Plywood mills.....	3		27	7	3	15	2		
35	13	Pottery products not elsewhere classified.....	6		272	9	17	238	8		
36	1	Poultry dressing and packing, wholesale.....	10	2	215	16	12	172	15		
37	14	Power boilers and associated products.....	25	8	640	30	68	508	34		
38	1	Prepared feeds (including mineral) for animals and fowls.....	29	14	742	29	85	488	133		7
39	1	Preserves, jams, jellies, and fruit butters.....	24	5	582	39	47	382	111	2	1
40	9	Printing ink.....	58	7	1,739	82	398	944	311	1	3
41	17	Printing-trades machinery and equipment.....	48	11	5,021	65	864	3,610	416		66
42	3	Processed waste and recovered wool fibers—regular factories or jobbers engaging contractors.....	9	1	469	11	37	393	28		
43	20	Professional and scientific instruments (except surgical and dental).....	73	50	6,992	80	1,533	4,850	365	64	
44	6	Public-building furniture.....	14	6	435	17	32	367	18		1
45	17	Pumping equipment and air compressors.....	26	8	2,208	49	590	1,500	68		1
46	16	Radios, radio tubes, and phonographs.....	72	24	9,588	92	1,424	7,490	348	214	20
47	6	Rattan and willowware (except furniture) and baskets other than vegetable and fruit baskets.....	10	10	347	7	24	278	38		
48	3	Rayon broad woven goods—contract factories.....	27	13	907	31	28	842	6		
49	3	Rayon broad woven goods—regular factories or jobbers engaging contractors.....	33	20	1,585	35	78	1,440	32		
50	3	Rayon narrow fabrics.....	57	38	1,904	47	103	1,590	163		1
51	3	Rayon throwing and spinning—contract factories.....	8	6	157	3	4	149	1		
52	3	Rayon yarn and thread, spun or thrown—regular factories or jobbers engaging contractors.....	21	5	833	29	56	712	86		
53	17	Refrigerators, domestic (mechanical and absorption), refrigeration machinery and equipment, and complete air-conditioning units.....	49	32	634	44	45	480	60		5
54	4	Robes, lounging garments, and dressing gowns.....	188	173	5,161	154	332	4,214	422		39
55	10	Roofing, built-up and roll; asphalt shingles; roof coating (except paint).....	17	9	1,344	9	195	1,083	41		
56	11	Rubber products not elsewhere classified.....	86	23	10,082	122	1,139	8,090	510	15	1
57	12	Saddlery, harness, and whips.....	4	1	101	7	6	74	14	208	18
58	1	Salad dressings.....	12	4	504	6	52	394	22		
59	1	Sausage casings—not made in meat-packing establishments.....	8	2	159	6	11	140	2	7	23
60	1	Sausages, prepared meats, and other meat products—not made in meat-packing establishments.....	133	83	1,995	115	145	1,170	525	11	29
61	5	Sawmills, veneer mills, and cooperage-stock mills, including those combined with logging camps and with planing mills.....	10	13	231	6	13	202	10		
62	14	Saws.....	5	5	143	5	12	120	6		
63	17	Scales and balances.....	13	5	860	16	103	629	110	2	
64	14	Screw-machine products and wood screws.....	28	15	957	36	69	782	70		
65	15	Secondary smelting and refining, gold, silver, and platinum *.....	33	16	1,206	31	110	772	248		45

See footnotes at end of table.

## AREAS, BY INDUSTRIES: 1939—Continued

SALARIES AND WAGES							COST OF MATERIALS, SUPPLIES, FUEL, PURCHASED ELECTRIC ENERGY, AND CONTRACT WORK							Value of products	Value added by manu- facture
Total	Salaries of officers of corporations	Manufacturing		Distri- bution	Con- struc- tion	Other	Total	Materials and supplies	Fuel	Pur- chased electric energy	Contract work				
		Salaries	Wages												
NEW YORK CITY-NEWARK-JERSEY CITY INDUSTRIAL AREA—Continued															
Dollars	Dollars	Dollars	Dollars	Dollars	Dollars	Dollars	Dollars	Dollars	Dollars	Dollars	Dollars	Dollars	Dollars		
2,205,389	453,116	148,421	1,441,730	162,122			1,098,621	1,019,885	10,547	46,843	21,346	4,426,416	3,327,705		
2,795,917	407,731	201,762	1,871,447	204,424	2,664	17,889	3,482,921	3,079,062	19,873	196,837	187,149	8,578,630	5,995,709		
22,193,077	591,431	2,871,290	16,713,307	2,005,245	9,000	2,804	134,415,245	133,316,687	520,729	524,363	53,466	173,791,085	39,375,840		
3,030,625	304,732	234,743	2,218,997	235,523	36,630		2,815,680	2,721,338	30,765	58,261	5,316	7,146,540	4,380,860		
55,466,100	2,167,227	21,102,058	22,250,700	9,748,361	199,854		42,682,825	37,696,097	258,413	828,361	3,899,954	132,263,060	89,580,235		
645,414	82,215	401,107	58,417	103,675			899,020	30,889	596	5,945	861,590	1,943,059	1,044,030		
6,107,107	832,217	512,274	2,474,742	2,161,204	70,067	56,603	11,221,586	10,836,466	125,378	244,413	15,329	25,909,033	14,687,447		
996,153	171,388	65,152	715,525	33,596		10,492	1,381,704	1,253,787	65,232	30,023	32,662	2,894,057	1,512,363		
6,168,098	662,608	997,770	4,007,075	432,253	33,751	34,635	8,732,935	8,296,881	195,247	202,111	38,696	20,716,403	11,983,468		
3,104,072	388,087	624,324	1,909,665	164,717	1,777	15,502	1,365,983	1,250,541	25,634	45,026	44,782	6,128,985	4,703,002		
1,176,478	130,067	160,723	711,426	161,464	12,798		1,768,895	1,717,003	14,919	27,335	9,638	3,588,978	1,820,081		
665,382	152,621	123,548	297,896	91,317			2,309,343	2,272,381	7,297	13,541	16,124	3,035,248	1,325,905		
(1)	(1)	(1)	(1)	(1)	(1)	(1)	(1)	(1)	(1)	(1)	(1)	(1)	(1)		
295,636	72,569	62,150	162,633	11,284			128,574	123,046	947	4,476	105	564,810	430,236		
1,865,892		192,125	1,673,737				12,009,696	11,500,043	417,764	91,889		20,343,055	8,333,359		
16,498,845	2,098,814	2,718,459	8,027,306	3,517,742	52,570	83,954	56,169,623	55,044,640	502,057	518,495	44,431	101,053,988	44,884,365		
3,802,492	370,382	471,840	2,809,459	125,231	25,580		9,135,153	7,541,111	1,300,790	293,252		16,997,277	7,862,124		
2,711,492	392,163	252,859	1,759,298	307,172			9,433,750	9,337,801	20,872	75,077		16,300,685	6,866,935		
18,016,364	2,967,203	1,701,005	11,053,924	2,230,819	47,221	16,192	32,855,324	32,135,383	187,211	445,742	86,988	61,514,426	28,059,102		
1,761,761	219,935	312,695	995,467	210,574	14,090		1,141,593	1,089,380	19,420	32,793		3,950,670	2,809,077		
3,930,260	633,198	388,796	2,610,554	279,704	3,801	14,147	5,590,719	5,286,185	37,222	123,503	143,809	12,143,192	6,552,473		
393,268	30,400	46,945	315,923				1,334,447	1,171,695	149,481	7,428	5,843	2,864,594	1,530,147		
4,301,801	321,339	696,779	2,463,741	771,152	48,850		4,352,693	4,159,883	125,711	67,099		9,511,974	5,159,281		
1,893,103	281,298	145,456	1,320,053	139,550	6,746		2,843,071	2,765,802	12,620	37,092	27,557	6,282,575	3,439,504		
10,237,642	1,629,051	1,258,469	4,908,588	2,368,379	21,504	51,651	28,973,061	28,588,245	70,166	137,689	170,961	72,876,309	43,903,248		
9,320,813	672,810	2,572,207	3,804,359	2,219,613	34,672	17,152	5,395,037	3,799,092	55,917	115,816	1,424,212	24,057,768	18,662,731		
34,836,995	5,930,635	14,643,582	19,013,131	14,063,765			74,710,643	29,142,670	2,296	85,204	45,480,473	167,763,171	93,052,528		
19,091,907	3,193,531	10,084,808	357,577	5,146,304	329,687		133,028,461	126,003,323	5,703,053	216,835	505,250	190,675,491	57,647,030		
10,083,113	1,212,262	755,078	7,145,656	1,570,117			1,951,722	1,633,316	14,931	180,812	122,663	15,651,858	13,700,136		
(1)	(1)	(1)	(1)	(1)	(1)	(1)	(1)	(1)	(1)	(1)	(1)	(1)	(1)		
916,491	202,494	151,606	402,247	158,584		1,560	3,246,325	3,200,928	10,350	35,047		6,159,471	2,913,146		
4,271,861	692,569	330,529	2,757,286	459,708	31,729		7,900,148	7,666,709	46,187	198,942	48,310	15,141,746	7,181,598		
6,946,092	185,246	1,836,313	4,241,297	417,755	262,752	2,729	12,179,061	11,618,895	318,116	195,569	46,471	24,753,575	12,574,524		
38,757	12,427	5,105	17,914	3,111			41,711	39,326	1,943	4,442		87,909	40,198		
356,189	28,670	38,015	279,316	10,188			161,271	130,288	20,325	10,658		754,406	593,134		
353,333	78,497	21,956	205,647	47,233			1,075,721	1,063,877	5,993	5,851		1,724,719	648,998		
1,029,729	127,129	148,359	707,295	40,946			2,115,242	1,991,705	13,942	68,072	41,823	4,141,264	2,026,022		
1,088,012	158,347	174,991	593,037	153,040		7,997	3,599,007	3,438,983	125,251	34,773		7,289,299	3,690,292		
785,815	183,360	93,825	351,611	151,729	3,474	2,116	4,055,100	4,007,470	29,516	17,958	156	5,563,154	1,538,054		
3,764,059	598,747	890,028	1,471,510	809,062	1,386	2,726	9,030,174	8,748,058	70,516	228,974	2,626	19,451,062	10,451,892		
9,135,392	533,816	1,794,096	6,130,130	605,892		71,458	5,319,165	5,021,057	112,359	158,745	27,004	20,118,210	14,799,045		
523,370	50,619	99,043	316,457	78,251			2,714,411	2,650,308	26,739	37,364		3,567,628	853,217		
13,065,652	821,307	3,273,680	7,904,642	197,361	148,682		9,523,741	8,197,581	69,862	162,705	1,093,563	33,703,012	24,179,271		
645,495	60,168	43,053	504,869	35,224		2,181	742,111	670,673	4,399	15,474	51,565	1,973,250	1,231,139		
(1)	(1)	(1)	(1)	(1)	(1)	(1)	(1)	(1)	(1)	(1)	(1)	(1)	(1)		
12,520,044	637,523	2,875,630	7,900,940	632,900	442,450	30,601	18,878,015	17,653,028	91,323	308,528	825,136	40,734,446	21,856,431		
400,823	88,801	47,261	226,781	37,980			619,444	609,139	3,588	6,717		1,128,175	508,731		
(1)	(1)	(1)	(1)	(1)	(1)	(1)	(1)	(1)	(1)	(1)	(1)	(1)	(1)		
1,891,377	176,703	120,549	1,436,715	157,410			5,678,348	5,620,725	9,263	54,137	594,223	8,798,816	3,120,468		
2,060,341	216,062	190,199	1,475,798	177,242		1,040	2,662,993	2,561,632	16,702	71,739	13,520	6,215,430	3,552,437		
126,796	7,900	4,762	112,574	1,560			15,782	5,495	2,896	7,391		306,986	291,204		
839,960	138,609	84,004	554,201	63,146			3,343,153	3,268,195	10,172	52,373	12,413	4,807,243	1,464,090		
907,646	118,316	70,409	620,081	93,522		5,338	1,696,134	1,625,666	4,311	29,519	36,638	3,256,355	1,590,221		
5,543,646	658,688	504,978	3,617,222	732,794		29,964	18,634,925	16,058,261	6,936	106,013	2,469,716	28,132,293	9,497,368		
2,103,052	24,620	486,955	1,448,011	91,682	49,727	2,057	8,213,877	7,899,761	228,962	75,034	9,520	13,144,522	4,930,645		
13,805,880	727,263	2,456,623	8,872,981	1,342,779	388,492	17,742	20,675,966	19,646,367	435,708	572,348	21,543	41,235,339	20,559,373		
151,952	34,220	11,159	87,437	19,136			217,991	215,248	1,233	1,510		887,433	169,442		
855,732	27,748	105,745	626,365	43,667	15,000	37,207	8,847,687	8,790,373	35,067	22,247		11,098,931	2,251,244		
169,111	32,700	20,594	113,347	2,500			730,920	725,517	2,090	3,313		1,018,341	287,421		
3,724,738	634,239	303,824	1,740,230	998,659	9,247	38,539	20,880,886	20,533,041	119,504	227,841		26,288,298	5,407,822		
(1)	(1)	(1)	(1)	(1)	(1)	(1)	(1)	(1)	(1)	(1)	(1)	(1)	(1)		
(1)	(1)	(1)	(1)	(1)	(1)	(1)	(1)	(1)	(1)	(1)	(1)	(1)	(1)		
(1)	(1)	(1)	(1)	(1)	(1)	(1)	(1)	(1)	(1)	(1)	(1)	(1)	(1)		
1,579,744	283,659	135,654	1,007,118	153,313			1,612,118	1,485,814	20,492	60,123	45,689	4,387,593	2,775,475		
2,365,249	251,396	296,941	1,212,967	535,675		68,270	69,010,661	69,441,793	120,865	47,943	60	74,426,955	4,816,294		

TABLE 9.—GENERAL STATISTICS FOR INDUSTRIAL

Group No.	INDUSTRY	*PERSONS EMPLOYED IN MANUFACTURING ESTABLISHMENTS <sup>1</sup>							
		*Number of establishments	*Proprietors and firm members	Total <sup>2</sup>	Manufacturing		Distribution	Construction	Other
					Salaried officers of corporations <sup>3</sup>	Wage earners (average for year) <sup>3</sup>			
					Salaried employees <sup>3</sup>				
NEW YORK CITY-NEWARK-JERSEY CITY INDUSTRIAL AREA—Continued									
1 15	Secondary smelting and refining of nonferrous metals, not elsewhere classified	13	8	857	19	128	649	80	4
2 15	Sheet-metal work not specifically classified	155	70	2,837	166	232	2,189	240	10
3 19	Shipbuilding and ship repairing	57	4	10,511	111	1,600	14,483	86	92
4 20	Signs, advertising displays, and advertising novelties	305	219	5,020	269	418	3,685	690	2
5 3	Silk broad woven goods—contract factories	18	13	325	7	15	301	2	
6 3	Silk broad woven goods—regular factories or jobbers engaging contractors	38	24	1,746	35	67	1,607	35	2
7 3	Silk narrow fabrics	58	22	2,123	58	145	1,877	43	
8 3	Silk yarn and thread, spun or thrown—regular factories or jobbers engaging contractors	4	1	1,069	2	21	1,040	6	
9 15	Silverware and plated ware	58	36	1,847	82	124	1,454	180	7
10 12	Small leather goods	60	44	1,428	52	62	1,248	66	
11 9	Soap and glycerin	49	9	5,375	54	704	3,719	674	164
12 20	Soda fountains, beer dispensing equipment, and related products	15	5	123	16	11	72	24	
13 1	Special dairy products	5	1	427	8	44	272	94	9
14 17	Special-industry machinery, not elsewhere classified	29	10	803	34	129	610	29	1
15 20	Sporting and athletic goods not elsewhere classified	34	22	669	27	63	487	92	
16 14	Stamped and pressed metal products (except automobile stampings)	142	59	6,028	195	526	5,028	273	5
17 13	Statuary and art goods (except stone and concrete)—factory production	37	39	376	19	15	323	17	2
18 14	Steam and hot-water heating apparatus (including hot-water furnaces)	4		845		49	796		
19 13	Steam and other packing; pipe and boiler covering	34	15	449	35	47	295	71	1
20 14	Steam fittings, regardless of material	19	6	405	31	57	293	24	
21 14	Steel castings	3		374	5	48	310	7	4
22 14	Stoves, ranges, water heaters, and hot-air furnaces (except electric)	21	3	1,065	37	134	831	63	
23 12	Suitcases, brief cases, bags, trunks, and other luggage	125	87	2,327	142	102	1,934	148	1
24 20	Surgical and medical instruments	11	5	1,070	16	90	890	69	3
25 20	Surgical supplies and equipment not elsewhere classified; orthopedic appliances	73	43	4,313	86	567	2,487	988	185
26 13	Tableware, pressed or blown glass, and glassware not elsewhere classified	8	2	377	15	26	315	21	
27 9	Tanning materials, natural dyestuffs, mordants, assistants, and sizes	38	6	1,133	61	210	665	147	27
28 14	Textile bags—not made in textile mills	34	16	1,677	38	96	1,460	79	3
29 17	Textile machinery	56	29	1,083	72	116	811	76	1
30 14	Tin cans and other tinware not elsewhere classified	42	10	6,240	50	639	5,273	117	169
31 2	Tobacco (chewing and smoking) and snuff	11	3	492	5	67	384	36	
32 20	Tobacco pipes and cigarette holders	17	5	1,836	30	77	1,625	103	1
33 14	Tools (except edge tools, machine tools, files, and saws)	45	23	1,142	41	144	926	23	8
34 4	Trimings (not made in textile mills), stamped art goods, and art needlework—contract factories	328	330	5,302	204	146	4,668	256	5
35 4	Trousers (semidress), wash suits, and washable service apparel	70	53	2,093	61	65	1,889	77	1
36 20	Umbrellas, parasols, and canes	62	57	1,671	46	81	1,480	64	
37 6	Upholstered household furniture	146	76	3,261	199	180	2,879	291	12
38 6	Venetian blinds	55	40	949	58	60	726	101	4
39 13	Vitreous-china plumbing fixtures	3		322	5	31	286		
40 13	Wallboard and wall plaster (except gypsum), building insulation (except mineral wool), and floor composition	21	4	461	28	49	325	59	
41 15	Watchcases	35	27	938	37	79	763	59	
42 6	Window shades	76	61	592	35	50	415	91	1
43 1	Wines	30	8	292	25	32	178	57	
44 14	Wire drawn from purchased rods	16		4,584	43	428	3,832	249	27
45 14	Wirework not elsewhere classified	131	94	4,068	149	293	3,452	166	2
46 16	Wiring devices and supplies	24	6	2,723	43	136	2,308	228	2
47 4	Women's and misses' blouses and waists—made in contract factories	75	83	2,509	21	34	2,447	5	2
48 4	Women's and misses' blouses and waists—made in inside factories or by jobbers engaging contractors	91	50	2,149	110	144	1,414	474	7
49 4	Women's and misses' clothing, not elsewhere classified—made in contract factories	57	49	1,927	37	36	1,847	5	2
50 4	Women's and misses' clothing, not elsewhere classified—made in inside factories or by jobbers engaging contractors	93	60	2,428	113	95	1,820	381	19
51 4	Women's and misses' dresses (except house dresses)—made in contract factories	1,230	1,305	39,682	483	359	38,694	106	70
52 4	Women's and misses' dresses (except house dresses)—made in inside factories or by jobbers engaging contractors	945	313	35,999	1,409	2,533	25,861	5,830	1
53 4	Women's, children's, and infants' underwear and nightwear of cotton and flannelette woven fabrics	88	92	3,027	42	127	2,745	109	4
54 4	Women's, children's, and infants' underwear and nightwear of knitted fabrics	83	60	2,792	74	82	2,476	151	4
55 4	Women's, children's, and infants' underwear and nightwear of silk and rayon woven fabrics	239	185	10,024	204	483	9,300	605	32
56 4	Women's neckwear, scarfs, etc.	93	86	2,212	72	116	1,774	244	6
57 12	Women's pocketbooks, handbags, and purses	196	145	5,987	209	247	5,094	430	1
58 6	Wooden boxes except cigar boxes	50	21	1,148	67	87	934	60	5
59 6	Wood products not elsewhere classified	74	44	802	88	54	587	68	1
60 17	Woodworking machinery	3		275	6	23	188	56	2

See footnotes at end of table.

[illegible][illegible]

## CENSUS OF MANUFACTURES: 1939

TABLE 9.—GENERAL STATISTICS FOR INDUSTRIAL

Group No.	INDUSTRY	*Number of establishments	*Proprietors and firm members	*PERSONS EMPLOYED IN MANUFACTURING ESTABLISHMENTS 1						
				Total 2	Salaried officers of corporations 3	Manufacturing		Distribution	Construction	Other
						Salaried employees 4	Wage earners (average for year) 5			
NEW YORK CITY-NEWARK-JERSEY CITY INDUSTRIAL AREA—Continued										
1 3	Woolen and worsted manufactures—contract factories.....	5	5	64	6	58				
2 3	Woolen and worsted manufactures—regular factories or jobbers engaging contractors.....	22	9	10,232	37	563	9,586	46		
3 4	Work clothing (except work shirts), sport garments (except leather), and other men's and boys' apparel, not elsewhere classified.....	121	80	3,342	100	141	2,948	144	1	8
4 9	Writing ink.....	5	3	70	10	5	38	17		
5	Other industries 6.....	1,859	1,039	134,739	1,997	13,630	110,633	6,595	1,160	724
OTHER INDUSTRIES, BY INDUSTRY GROUPS 4										
6 1	Food and kindred products.....	55	11	5,316	56	611	3,338	905	123	283
7 3	Textile-mill products and other fiber manufactures.....	135	71	18,774	166	1,151	16,463	947	54	3
8 4	Apparel and other finished products made from fabrics and similar materials.....	608	471	15,285	512	841	12,473	1,395	14	60
9 6	Furniture and finished lumber products.....	66	33	2,024	78	192	1,620	128	1	7
10 9	Chemicals and allied products.....	66	12	5,295	84	758	4,131	146	103	13
11 13	Stone, clay, and glass products.....	57	10	3,497	57	323	2,900	182	33	2
12 14	Iron and steel and their products, except machinery.....	83	30	8,414	103	864	7,236	202	9	
13 15	Nonferrous metals and their products.....	199	184	13,703	160	1,564	11,237	410	233	99
14 16	Electrical machinery.....	101	16	12,838	136	1,589	10,221	810	50	32
15 17	Machinery (except electrical).....	101	30	11,233	147	1,548	8,880	462	191	5
16 10	Transportation equipment except automobiles.....	71	9	24,178	141	2,746	20,578	361	253	99
17 20	Miscellaneous industries.....	270	142	10,822	312	1,111	8,814	494	32	59
18 2	Tobacco manufactures.....	24	5	1,921	14	137	1,609	89		72
19 5	Lumber and timber basic products.....	10	13	231	6	13	202	10		
20 7	Paper and allied products.....	4	2	56	6	5	37	8		
21 8	Printing, publishing, and allied industries.....	8								
22 11	Rubber products.....	1		1,152	19	177	904	48	4	
BUFFALO INDUSTRIAL AREA										
23	All industries, total.....	1,470	765	117,251	1,450	15,160	91,328	7,389	1,689	226
24 13	Abrasive wheels, stones, paper, cloth, and related products.....	4		2,978	14	660	1,890	244	108	
25 19	Aircraft and parts, including aircraft engines.....	3		4,278	9	880	3,348	41		
26 15	Alloying and rolling and drawing of nonferrous metals, except aluminum.....	3		1,246	3	153	981	10	98	1
27 6	Baskets for fruits and vegetables.....	4		263	7	11	240	2	3	
28 16	Batteries, storage and primary (dry and wet).....	3		755	3	115	603	34		
29 1	Biscuit, crackers, and pretzels.....	4	1	816	4	34	569	201		8
30 14	Blast-furnace products.....	6		1,397	2	90	1,282	22	1	
31 8	Bookbinding and related industries.....	6	6	1,036	8	71	650	307		
32 8	Books: printing without publishing.....	6	1	123	4	16	92	9	2	
33 8	Books: publishing and printing.....	5	1	94	9	6	67	11	1	
34 1	Bread and other bakery products (except biscuit, crackers, and pretzels).....	186	192	2,856	15	151	2,374	274	8	39
35 13	Brick and hollow structural tile.....	5		192	6	13	171	2		
36 1	Candy and other confectionery products.....	11	7	311	11	17	230	53		
37 1	Canned and dried fruits and vegetables (including canned soups).....	17	5	623	10	35	467	6	2	3
38 4	Canvas products (except bags).....	5		68	9	7	41	11		
39 19	Cars and car equipment—railroad, street, and rapid-transit.....	4		875	1	102	772			
40 13	Cement.....	3		245	3	28	201	12	1	
41 1	Cheese.....	8	7	15		1	14			
42 9	Chemicals not elsewhere classified.....	26	1	7,834	38	1,820	5,391	179	401	5
43 1	Chewing gum.....	3		121	5	14	87	14		1
44 2	Cigars.....	6	7	17			17			
45 9	Compressed and liquefied gases—not made in petroleum refineries or in natural-gasoline plants.....	9		182		16	123	43		
46 13	Concrete products.....	24	14	171	14	11	127	19		
47 1	Condensed and evaporated milk.....	3	1	29	1	6	20	2		
48 7	Converted paper products not elsewhere classified.....	3		19	3	4	12			
49 6	Cooperage.....	3		111		19	88	4		
50 3	Cotton narrow fabrics.....	4		287	7	26	233	21		
51 1	Creamery butter.....	4		101	4	16	41	34	6	
52 20	Dental equipment and supplies.....	5	1	89	9	11	42	27		
53 14	Doors, window sash, frames, molding, and trim (made of metal).....	3		67	8	9	41	9		
54 9	Drugs and medicines (including drug grinding).....	23	6	603	37	93	418	45	8	2
55 15	Electroplating, plating, and polishing.....	6	4	96	2	10	80	4		
56 8	Electrotyping and stereotyping, not done in printing establishments.....	4		69	2	10	50	7		
57 17	Elevators, escalators, and conveyors.....	3		267	3	47	217			
58 8	Engraving (steel, copperplate, and wood); plate printing.....	8	7	58	8	6	39	5		
59 7	Envelopes.....	3		236	5	14	197	20		
60 20	Fabricated plastic products, not elsewhere classified.....	3	1	247	3	15	212	17		
61 14	Fabricated structural steel and ornamental metal work, made in plants not operated in connection with rolling mills.....	18	8	600	22	84	472	22		
62 9	Fertilizers.....	4		158	3	12	142	1		
63 1	Flavoring extracts and flavoring sirups, not elsewhere classified.....	3	8	13	1	2	5	5		

See footnotes at end of table.

[illegible]

<i>Dollars</i> 42,503	<i>Dollars</i> 7,477	<i>Dollars</i>	<i>Dollars</i> 35,026	<i>Dollars</i>	<i>Dollars</i>	<i>Dollars</i>	<i>Dollars</i> 7,529	<i>Dollars</i> 4,838	<i>Dollars</i> 432	<i>Dollars</i> 2,250	<i>Dollars</i>	<i>Dollars</i> 74,553	<i>Dollars</i> 67,024
11,355,135	361,787	1,297,004	9,573,766	122,578			23,021,929	22,303,258	522,863	78,203	117,605	44,839,619	21,817,690
3,230,568 ( <sup>5</sup> )	446,024 ( <sup>5</sup> )	212,164 ( <sup>5</sup> )	2,346,841 ( <sup>5</sup> )	205,396 ( <sup>5</sup> )	1,736	18,407	8,225,628 ( <sup>5</sup> )	6,913,530 ( <sup>5</sup> )	16,451 ( <sup>5</sup> )	55,945 ( <sup>5</sup> )	1,239,702	13,425,708 ( <sup>5</sup> )	5,200,080 ( <sup>5</sup> )
200,391,472	11,576,694	29,127,443	143,509,766	12,752,203	2,247,954	1,117,412	678,763,507	658,528,421	8,678,941	6,022,509	5,533,636	1,044,657,544	365,894,037
9,160,409 23,936,901	680,987 1,132,776	1,496,631 2,401,427	4,442,471 18,495,103	1,810,091 1,828,314	276,887 76,201	462,402 2,080	30,779,547 53,276,000	29,769,365 51,269,854	564,745 940,328	445,407 678,011	---	62,285,866 96,863,965	31,506,319 43,557,965
16,212,681 2,603,260 8,893,223	2,321,042 341,501 545,552	1,211,389 325,370 1,605,785	10,406,195 1,714,222 6,230,523	2,194,272 212,281 324,595	43,656 1,500 173,478	36,127 8,386 13,290	48,999,321 5,826,280 53,654,040	45,336,036 5,890,344 51,922,204	28,323 129,321 1,211,263	251,774 103,626 362,501	3,383,188 2,959 128,516	75,688,329 10,951,125 78,722,439	26,689,008 5,124,845 25,607,835
4,889,865 12,306,565 21,664,121 18,461,893	323,619 695,772 1,014,288 801,964	647,901 1,784,042 3,507,615 3,396,948	3,523,688 9,390,056 15,919,528 12,271,891	347,681 415,137 395,071 1,838,952	44,918 16,558 134,307 111,685	1,968 5,175 184,307 40,953	6,387,051 19,875,016 294,740,900 33,892,635	5,576,622 17,903,820 291,227,755 32,434,645	575,644 1,069,756 2,525,439 530,022	229,067 755,173 557,932 859,517	5,718 146,267 429,774 68,451	15,928,773 40,032,076 327,468,017 71,004,220	9,541,722 20,157,090 32,727,117 37,111,585
17,902,580 44,682,010 14,475,448	737,506 1,233,799 1,451,975	3,170,328 6,504,186 2,118,155	12,549,723 35,200,815 9,764,621	1,092,638 659,092 911,389	354,524 163,393 95,468	6,861 103,393 143,840	14,280,176 42,988,691 23,906,923	13,497,301 41,221,499 23,167,093	411,802 457,425 135,835	347,237 874,263 383,347	23,836 435,504 220,648	41,821,721 113,546,866 49,353,644	27,541,545 70,558,175 25,446,721
5,194,456	295,913	897,976	3,004,930	283,626	8,206	103,805	50,156,363	49,611,763	99,008	144,654	300,938	60,990,503	10,834,140

186,032,791	9,388,016	32,263,538	127,122,954	14,348,247	2,640,447	284,589	510,883,150	471,175,210	24,301,393	12,978,909	2,427,578	905,220,863	394,337,713
(9)	(9)	(9)	(9)	(9)	(9)	(9)	(9)	(9)	(9)	(9)	(9)	(9)	(9)
(9)	(9)	(9)	(9)	(9)	(9)	(9)	(9)	(9)	(9)	(9)	(9)	(9)	(9)
226,241	25,874	17,432	171,977	6,630	4,328	(9)	186,023	177,557	1,120	7,311	35	532,101	346,168
(9)	(9)	(9)	(9)	(9)	(9)	(9)	(9)	(9)	(9)	(9)	(9)	(9)	(9)
(9)	(9)	(9)	(9)	(9)	(9)	(9)	(9)	(9)	(9)	(9)	(9)	(9)	(9)
2,461,692	30,000	298,311	2,029,573	102,585	1,223	(9)	27,778,618	17,314,869	10,149,102	314,647	(9)	36,890,637	9,112,219
(9)	(9)	(9)	(9)	(9)	(9)	(9)	(9)	(9)	(9)	(9)	(9)	(9)	(9)
154,126	18,190	26,843	81,826	23,092	4,175	(9)	118,618	70,158	1,799	1,524	45,137	330,879	212,261
167,017	30,973	11,555	106,388	10,541	1,560	(9)	114,102	89,999	4,268	2,681	17,154	348,168	234,066
(9)	(9)	(9)	(9)	(9)	(9)	(9)	(9)	(9)	(9)	(9)	(9)	(9)	(9)
4,059,928	53,651	305,186	3,341,188	310,801	2,436	46,666	6,152,532	5,854,925	211,276	86,631	(9)	13,902,157	7,749,325
279,813	34,800	21,712	219,904	3,337	(9)	(9)	169,785	39,359	97,662	29,764	(9)	615,337	448,552
329,619	58,896	26,779	178,351	65,493	(9)	(9)	855,403	835,046	10,622	9,735	(9)	1,305,352	440,949
350,368	47,712	37,676	257,243	3,724	2,338	1,675	1,215,828	1,179,515	26,337	9,976	(9)	1,987,053	771,225
94,693	20,764	18,537	40,079	20,313	(9)	(9)	91,458	91,458	1,357	972	(9)	101,987	(9)
(9)	(9)	(9)	(9)	(9)	(9)	(9)	(9)	(9)	(9)	(9)	(9)	(9)	(9)
406,316	25,037	72,023	278,614	29,037	1,605	(9)	944,547	544,472	211,798	188,277	(9)	2,033,087	1,088,540
19,888	(9)	1,162	18,696	(9)	(9)	(9)	165,297	165,297	2,635	2,437	(9)	245,105	48,808
15,670,567	617,204	4,913,617	9,140,356	507,452	488,156	3,782	32,188,366	25,679,712	1,713,735	4,762,411	42,508	75,984,819	43,796,453
(9)	(9)	(9)	(9)	(9)	(9)	(9)	(9)	(9)	(9)	(9)	(9)	(9)	(9)
11,757	(9)	(9)	11,767	(9)	(9)	(9)	18,418	17,985	325	108	(9)	41,523	23,185
(9)	(9)	(9)	(9)	(9)	(9)	(9)	(9)	(9)	(9)	(9)	(9)	(9)	(9)
247,431	42,705	19,941	166,520	18,250	(9)	(9)	771,072	754,616	10,649	5,132	675	1,307,914	536,842
(9)	(9)	(9)	(9)	(9)	(9)	(9)	(9)	(9)	(9)	(9)	(9)	(9)	(9)
23,946	7,782	5,424	10,636	104	(9)	(9)	65,235	65,040	(9)	195	(9)	106,724	41,489
(9)	(9)	(9)	(9)	(9)	(9)	(9)	(9)	(9)	(9)	(9)	(9)	(9)	(9)
(9)	(9)	(9)	(9)	(9)	(9)	(9)	(9)	(9)	(9)	(9)	(9)	(9)	(9)
(9)	(9)	(9)	(9)	(9)	(9)	(9)	(9)	(9)	(9)	(9)	(9)	(9)	(9)
(9)	(9)	(9)	(9)	(9)	(9)	(9)	(9)	(9)	(9)	(9)	(9)	(9)	(9)
943,681	288,458	165,639	403,381	67,177	17,011	2,015	1,454,847	1,421,515	23,146	9,763	423	3,988,270	2,533,423
175,973	29,803	19,015	111,011	10,144	(9)	(9)	43,742	43,742	4,626	6,328	124		



TABLE 9.—GENERAL STATISTICS FOR INDUSTRIAL

Group No.	INDUSTRY	*Num-ber of estab-lish-ments	*Pro-priet-ors and firm mem-bers	*PERSONS EMPLOYED IN MANUFACTURING ESTABLISHMENTS 1						
				Total 1	Salaried officers of corporations 1	Manufacturing		Distri-bution	Con-struction	Other
						Salaried employ-ees 1	Wage earners (average for year) 1			
BUFFALO INDUSTRIAL AREA—Continued										
1	1	12	2	2,161	16	241	1,615	186	95	8
2	1	4	6	12		1	11			
3	17	8		536	16	63	406	49	1	1
4	14									
5	20	5		551	11	46	474	20		
		4	1	236	4	19	211	2		
6	8	88	68	2,075	46	346	1,512	167	4	
7	16									
8	14	5	1	104	5	29	63	7		
9	9	15	4	1,127	22	67	1,024	13		1
10	13	5	1	141	5	13	111	12		
		4		533		60	473			
11	20	4	3	35	3	8	12	12		
12	14	5	1	113	8	12	78	15		
13	6	10		490	19	27	374	46	9	15
14	1	11	9	269	7	16	97	141	8	
15	1	19	3	177	20	18	82	56	1	
16	12	3	1	16	5	1	10			
17	17	15	5	1,221	27	387	773	33		1
18	9									
19	17	13	6	60	9	11	36	4		
20	20	3		1,234	5	345	826	56	1	1
		7	6	673	12	11	564	86		
21	15	15	15	209	7	9	173	20		
22	3	3		113	1	3	109			
23	12	4	7	31	3	2	24	2		
24	15	6	4	345	13	72	251	7	2	
25	8	8	3	293	10	45	228	10		
26	9	6		98	6	21	38	33		
27	1	4	1	68	5	6	43	12	1	1
28	8	5	4	40	1	7	29	3		
29	17	28	10	760	40	142	530	34	1	3
30	17	15	7	130	14	12	102	1		1
31	17	7	2	172	10	16	144	2		
32	14	5		976	12	81	858	22	3	
33	1	4		145	11	14	110	9	1	
34	1	11		1,136	28	119	577	384	20	8
35	6	8	7	81	4	7	65	5		
36	1	27	19	1,421	36	135	828	407	11	4
37	17	4		497	7	111	363	16		
38	4	4	3	29	2	1	26			
39	4	0	11	36		1	35			
40	4	11	5	1,297	17	73	1,158	49		
41	4	5	2	336	10	9	312	5		
42	13	3		60		7	53			
43	13	9	7	509	10	49	424	26		
44	20	10	12	70	5	2	61	2		
45	18	8	6	78	8	11	47	12		
46	18	22	8	10,029	27	1,194	8,412	369	25	2
47	8	23	16	2,257	26	712	1,237	282		
48	8	5	5	15		12		3		
49	1	38	38	247	15	19	108	104		1
50	15	8	5	400	11	37	335	3	2	12
51	10	3		1,206		87	1,064	4	51	
52	9	9		647	22	71	232	307	4	11
53	7	10		2,062	7	323	2,189	77	57	9
54	7	17	8	1,278	28	98	1,033	119		
55	6	3		76	8	9	22	37		
56	10	4		28	1	5	21	1		
57	9	5		171	7	17	87	60		
58	8	4	1	73	4	15	45	9		
59	8	8	7	144	14	19	93	18		
60	1	3	3	51		2	34	13		2
61	5	26	11	348	21	36	243	42	5	1
62	1	3	6	19			17	2		
63	14	10	3	357	22	40	260	35		
64	1	27	14	1,622	18	220	1,065	252	65	2
65	9	3		16	3	3	8	2		

See footnotes at end of table.



## AREAS, BY INDUSTRIES: 1939—Continued

SALARIES AND WAGES							COST OF MATERIALS, SUPPLIES, FUEL, PURCHASED ELECTRIC ENERGY, AND CONTRACT WORK					Value of products	Value added by manufacture
Total	Salaries of officers of corporations	Manufacturing		Distribution	Construction	Other	Total	Materials and supplies	Fuel	Purchased electric energy	Contract work		
		Salaries	Wages										
BUFFALO INDUSTRIAL AREA—Continued													
Dollars 3,609,850	Dollars 143,245	Dollars 541,354	Dollars 2,415,858	Dollars 319,453	Dollars 166,707	Dollars 23,223	Dollars 52,132,629	Dollars 51,540,664	Dollars 82,047	Dollars 509,918	Dollars	Dollars 67,530,139	Dollars 15,007,610
(1) 912,603	(1) 136,488	(1) 130,444	(1) 512,343	(1) 129,788	(1) 2,340	(1) 1,200	(1) 839,446	(1) 810,055	(1) 13,436	(1) 15,955	(1) 2,340,371	(1) 1,500,925	(1) 1,500,925
836,219	85,150	79,779	639,167	32,123			1,260,563	1,153,529	73,207	33,827		2,691,261	1,430,698
(1) 3,076,803	(1) 168,752	(1) 596,243	(1) 1,902,436	(1) 344,615	(1) 4,857		(1) 3,896,319	(1) 3,263,305	(1) 33,309	(1) 48,821	(1) 550,884	(1) 8,944,670	(1) 5,048,351
189,945	11,327	69,594	93,248	15,778			289,722	282,832	2,905	3,955		556,433	266,711
1,522,034	138,707	111,010	1,241,577	30,494		237	1,035,213	840,620	136,799	40,130	17,664	3,425,512	2,390,299
(1) 188,774	(1) 23,731	(1) 25,261	(1) 125,572	(1) 14,210			(1) 729,145	(1) 690,924	(1) 23,901	(1) 14,320	(1) 1,043,888	(1) 314,243	(1) 314,243
44,398	5,776	9,908	12,622	16,092			32,904	31,932	617	355		74,069	41,165
(1) 767,405	(1) 93,070	(1) 44,356	(1) 442,853	(1) 141,408	(1) 13,930	(1) 31,788	(1) 826,006	(1) 797,735	(1) 14,300	(1) 13,971	(1) 1,734,610	(1) 908,004	(1) 908,004
498,244	55,000	44,939	110,045	272,555	15,105		941,401	901,425	14,627	25,339		2,231,646	1,290,245
285,891	83,349	32,231	92,386	77,095	830		111,981	30,143	2,483	79,355		671,880	559,899
(1) 2,088,833	(1) 155,151	(1) 745,868	(1) 1,093,317	(1) 93,717		780	(1) 2,171,770	(1) 2,098,125	(1) 27,439	(1) 32,646	(1) 13,560	(1) 4,887,269	(1) 2,715,499
104,470	32,527	19,412	42,159	10,372			410,534	403,378	3,723	3,433		883,048	472,514
(1) 93,748	(1) 2,640	(1) 7,916	(1) 83,192	(1) 139	(1) 139		(1) 208,203	(1) 206,749	(1) 443	(1) 1,011	(1) 339,463	(1) 131,260	(1) 131,260
37,505	13,200	1,300	22,806	(1) 74,846	(1) 74,846		74,846	74,126	395	325		81,044	6,198
(1) 496,688	(1) 62,250	(1) 92,658	(1) 321,490	(1) 20,281			(1) 851,921	(1) 252,935	(1) 7,920	(1) 6,795	(1) 584,271	(1) 1,637,471	(1) 785,550
155,389	36,292	41,207	51,396	26,494			432,547	416,604	8,620	4,742	2,581	740,230	307,683
60,511	9,917	6,144	31,696	11,983	627	244	167,672	157,925	4,341	5,306		258,059	91,087
64,631	3,305	11,426	46,290	3,640			7,636	6,270		1,091	275	111,499	103,803
1,280,855	227,427	250,483	709,108	83,609	1,536	2,792	1,283,745	1,186,398	57,232	32,980	7,115	2,910,834	1,027,189
(1) 241,593	(1) 61,006	(1) 17,746	(1) 101,513	(1) 884		444	(1) 162,851	(1) 152,949	(1) 5,002	(1) 5,350	(1) 150	(1) 553,874	(1) 391,023
347,735	70,710	36,507	236,218	4,300			101,881	93,412	3,238	3,875	1,356	576,838	474,957
1,190,395	61,205	137,045	940,051	46,406	5,708		847,873	833,643	104,099	48,500	1,631	2,540,927	1,693,054
393,534	153,488	33,134	189,576	15,256	2,080		3,819,293	3,686,963	90,000	42,240		5,431,128	1,611,925
2,282,842	200,620	205,977	1,144,189	651,548	45,344	15,104	1,826,487	1,655,393	122,951	48,143		7,164,573	5,338,056
(1) 107,067	(1) 27,580	(1) 9,611	(1) 63,460	(1) 6,426			(1) 297,394	(1) 293,629	(1) 1,824	(1) 1,941	(1) 442,412	(1) 145,018	(1) 145,018
1,384,642	143,133	136,410	784,614	249,465	14,714	6,306	13,423,913	13,318,073	64,663	40,877		16,470,216	8,046,303
(1) 20,714	(1) 2,600	(1) 1,300	(1) 16,814	(1) 42,205			(1) 42,205	(1) 41,743	(1) 136	(1) 326		(1) 88,319	(1) 46,114
29,051		380	28,671				8,038	6,755	399	384	500	61,229	53,191
1,400,405	85,808	139,295	1,040,485	134,817			2,107,359	1,998,206	9,167	9,069	90,317	3,906,031	1,798,672
(1) 494,012	(1) 32,419	(1) 103,767	(1) 303,644	(1) 54,182			(1) 879,532	(1) 863,251	(1) 7,022	(1) 6,691	(1) 2,568	(1) 1,907,883	(1) 1,028,351
135,000	13,326	1,287	116,889	3,498			28,835	23,504	1,971	1,907	1,453	249,976	221,141
123,417	27,976	22,844	60,988	11,609			86,523	79,212	1,731	5,680		286,738	200,215
16,183,223	160,965	2,466,116	12,633,533	870,542	48,739	3,328	65,071,542	64,334,491	345,174	372,341	19,536	100,335,923	35,264,381
4,158,995	199,986	1,472,703	2,025,950	460,356			3,868,635	3,480,015	26,327	67,630	294,403	10,857,440	6,989,005
15,891		13,498		2,393			44,909				44,909	91,640	46,631
347,738	45,089	26,016	106,983	169,309		341	581,104	558,761	13,467	8,886		1,421,276	840,172
561,199	57,988	62,499	423,187	6,688	767	11,070	996,179	916,667	48,025	16,309	15,178	2,019,567	1,023,388
2,011,248		291,878	1,667,873	12,113	39,384		15,755,357	15,119,407	598,076	127,874		20,713,126	4,957,769
1,448,098	247,521	154,705	335,712	694,792	6,629	8,739	2,167,819	2,134,098	19,570	14,151		5,237,673	3,069,584
4,177,983	58,936	736,482	3,030,391	165,844	178,437	7,893	10,879,460	9,736,942	820,684	521,834		19,105,026	8,225,565
(1) 1,665,300	(1) 186,441	(1) 186,516	(1) 1,030,322	(1) 262,021			(1) 2,093,515	(1) 2,048,449	(1) 24,056	(1) 21,010	(1) 4,893,358	(1) 2,799,843	(1) 2,799,843
59,954	6,000	6,408	40,056	7,400			272,348	261,980	6,037	4,331		440,888	174,540
(1) 91,147	(1) 8,497	(1) 17,082	(1) 51,076	(1) 14,492			(1) 19,628	(1) 10,775	(1) 1,079	(1) 1,395	(1) 379	(1) 148,155	(1) 128,527
340,901	69,265	34,493	203,661	33,482			73,247	49,545	2,043	3,274	18,385	539,740	460,493
32,094		1,976	12,002	16,106		1,350	117,614	115,773	1,341	500		184,327	66,713
526,956	78,981	52,329	325,432	65,620	3,894	700	1,024,572	989,375	9,526	25,195	476	2,099,367	1,074,795
12,791			9,587	3,224			192,535	192,175	456	204		225,230	32,395
536,069	99,643	56,844	323,822	55,760			825,438	887,428	7,432	17,478	13,100	1,870,637	945,199
(1) 2,744,020	(1) 127,519	(1) 449,647	(1) 1,640,288	(1) 453,460	(1) 70,460	(1) 2,650	(1) 45,844,258	(1) 45,077,446	(1) 45,291	(1) 221,521	(1) 54,194,063	(1) 8,349,805	(1) 8,349,805

TABLE 9.—GENERAL STATISTICS FOR INDUSTRIAL

Group No.	INDUSTRY	*Number of establishments	*Pro- pri- etors and firm mem- bers	*PERSONS EMPLOYED IN MANUFACTURING ESTABLISHMENTS 1						
				Total 2	Salaried officers of corporations 3	Manufacturing		Distri- bution	Con- struction	Other
						Salaried employ- ees 4	Wage earners (average for year) 5			
BUFFALO INDUSTRIAL AREA—Continued										
1 7	Pulp mills.....	3		183		7	170			
2 17	Pumping equipment and air compressors.....	4		231	10	52	137	32		
3 17	Refrigerators, domestic (mechanical and absorption), refrigeration machinery and equipment, and complete air-conditioning units.....	4		211	8	22	159	22		
4 10	Roofing, built-up and roll; asphalt shingles; roof coating (except paint).....	3		231		19	211	1		
5 1	Sausages, prepared meats, and other meat products—not made in meat-packing establishments.....	19	17	334	9	19	182	114	8	2
6 15	Secondary smelting and refining of nonferrous metals, not elsewhere classified.....	3	1	45	8	7	22	0		2
7 15	Sheet-metal work not specifically classified.....	13	7	148	18	11	104	14		1
8 20	Signs, advertising displays, and advertising novelties.....	19	4	318	25	34	228	31		
9 12	Small leather goods.....	3		141	5	10	125	1		
10 9	Soybean oil, cake, and meal.....	3		311		28	283			
11 20	Sporting and athletic goods not elsewhere classified.....	5	1	271	7	24	229	11		
12 14	Stamped and pressed metal products (except automobile stampings).....	0		1,234	14	120	1,061	33		
13 14	Steam and hot-water heating apparatus (including hot-water furnaces).....	4		1,241	1	143	1,093	4		
14 14	Steel works and rolling mills.....	7		13,618	14	1,359	11,999	67	179	
15 20	Surgical supplies and equipment not elsewhere classified; orthopedic appliances.....	5	6	522	1	26	494	1		
16 4	Textile bags—not made in textile mills.....	4		444	4	24	380	34		2
17 14	Tools (except edge tools, machine tools, files, and saws).....	7	3	967	13	105	787	47	15	
18 4	Trousers (semidress), wash suits, and washable service apparel.....	3	6	98	1	5	88	4		
19 0	Upholstered household furniture.....	7	3	294	6	27	240	21		
20 1	Vinegar and cider.....	3	6	23		1	20	2		
21 7	Wallpaper.....	3		458	11	23	362	62		
22 6	Window shades.....	3	1	10	1	1	6	2		
23 14	Wirework not elsewhere classified.....	7	3	413	10	65	280	47	11	
24 6	Wooden boxes except cigar boxes.....	3	2	177	2	9	154	10	2	
25 6	Wood products not elsewhere classified.....	5	3	75	2	6	67			
26 4	Work clothing (except work shirts), sport garments (except leather), and other men's and boys' apparel, not elsewhere classified.....	4	3	206	4	14	177	11		
27	Other industries 6.....	385	136	47,012	500	6,240	36,563	2,906	714	89
OTHER INDUSTRIES, BY INDUSTRY GROUPS 7										
28 1	Food and kindred products.....	38	26	2,295	27	138	1,761	335	7	27
29 3	Textile-mill products and other fiber manufactures.....	18	5	2,011	24	126	2,405	48	8	
30 4	Apparel and other finished products made from fabrics and similar materials.....	20	11	1,460	33	128	1,144	155		
31 6	Furniture and finished lumber products.....	22	4	1,437	29	249	1,035	109	15	
32 7	Paper and allied products.....	11		1,111	10	53	920	128		
33 9	Chemicals and allied products.....	37	4	3,293	27	487	2,319	295	147	18
34 12	Leather and leather products.....	9	7	3,368	13	31	310	14		
35 13	Stone, clay, and glass products.....	24	8	4,396	28	801	3,074	315	178	
36 14	Iron and steel and their products, except machinery.....	55	11	6,311	97	754	5,181	247	31	1
37 15	Nonferrous metals and their products.....	33	21	2,199	36	287	1,728	44	100	4
38 16	Electrical machinery.....	10		4,820	13	701	3,924	174		8
39 17	Machinery (except electrical).....	31	3	3,894	62	819	2,700	302	10	1
40 19	Transportation equipment except automobiles.....	12		5,597	19	1,018	4,513	47		
41 20	Miscellaneous industries.....	44	24	3,005	50	272	2,415	219	49	
42 8	Printing, publishing, and allied industries.....	11	9	1,057	12	83	650	312		
43 11	Rubber products.....	0		2,787	16	250	2,326	110	74	11
44 5	Lumber and timber basic products.....	2								
45 10	Products of petroleum and coal.....	2	3	371	4	43	158	52	95	19
ROCHESTER INDUSTRIAL AREA										
46	All industries, total.....	803	429	67,574	856	8,602	51,331	4,503	1,940	333
47 1	Biscuit, crackers, and pretzels.....	3	2	187	3	11	170	3		
48 8	Bookbinding and related industries.....	6	4	138	4	15	106	13		
49 8	Books: printing without publishing.....	8	2	186	14	30	132	10		
50 1	Bread and other bakery products (except biscuit, crackers, and pretzels).....	90	93	1,348	15	88	1,044	165	2	34
51 20	Brooms.....	3	1	35	4	2	29			
52 1	Candy and other confectionery products.....	7	2	275	9	28	221	16		1
53 1	Canned and dried fruits and vegetables (including canned soups).....	12	2	1,307	20	76	1,032	169	10	
54 4	Canvas products (except bags).....	5	3	50	4	6	39	7		
55 20	Carbon paper and inked ribbons.....	9		361	18	50	225	53	9	
56 6	Caskets, coffins, burial cases, and other morticians' goods.....	4		98	4	6	79	9		
57 9	Cleaning and polishing preparations, blackings, and dressings.....	3	1	29	2	3	9	15		
58 7	Coated and glazed paper.....	4		53	3	6	69	5		
59 4	Coats, suits, and skirts (except fur coats)—made in inside factories or by jobbers engaging contractors.....	3	3	28		2	23	3		
60 16	Communication equipment.....	3		1,022	13	256	621	128		6
61 13	Concrete products.....	9	5	105	12	17	66	9	1	

See footnotes at end of table.

## NEW YORK

709

## AREAS, BY INDUSTRIES: 1939—Continued

SALARIES AND WAGES							COST OF MATERIALS, SUPPLIES, FUEL, PURCHASED ELECTRIC ENERGY, AND CONTRACT WORK					Value of products	Value added by manufacture
Total	Salaries of officers of corporations	Manufacturing		Distribution	Construction	Other	Total	Materials and supplies	Fuel	Purchased electric energy	Contract work		
		Salaries	Wages										

## BUFFALO INDUSTRIAL AREA—Continued

Dollars ( <sup>1</sup> )	Dollars ( <sup>1</sup> )	Dollars ( <sup>1</sup> )	Dollars ( <sup>1</sup> )	Dollars ( <sup>1</sup> )	Dollars ( <sup>1</sup> )	Dollars ( <sup>1</sup> )	Dollars ( <sup>1</sup> )	Dollars ( <sup>1</sup> )	Dollars ( <sup>1</sup> )	Dollars ( <sup>1</sup> )	Dollars ( <sup>1</sup> )	Dollars ( <sup>1</sup> )	Dollars ( <sup>1</sup> )	
282,020	29,518	39,819	160,076	52,016	854		625,465	615,832	4,812	4,841		1,200,471	574,986	1
242,275		39,842	201,579				1,315,310	1,261,923	18,673	34,714		2,445,516	1,130,206	2
447,329	34,865	28,566	238,214	151,429	8,655	600	3,368,273	3,311,851	27,004	23,418	6,000	4,153,963	785,690	3
( <sup>1</sup> )	( <sup>1</sup> )	( <sup>1</sup> )	( <sup>1</sup> )	( <sup>1</sup> )	( <sup>1</sup> )	( <sup>1</sup> )	( <sup>1</sup> )	( <sup>1</sup> )	( <sup>1</sup> )	( <sup>1</sup> )	( <sup>1</sup> )	( <sup>1</sup> )	( <sup>1</sup> )	4
248,867	45,131	17,878	159,552	25,826		480	307,998	295,206	3,681	2,449	6,662	668,058	350,060	5
431,093	54,806	49,590	287,057	39,550			319,911	295,007	14,088	6,850	3,966	888,240	568,329	6
( <sup>1</sup> )	( <sup>1</sup> )	( <sup>1</sup> )	( <sup>1</sup> )	( <sup>1</sup> )	( <sup>1</sup> )	( <sup>1</sup> )	( <sup>1</sup> )	( <sup>1</sup> )	( <sup>1</sup> )	( <sup>1</sup> )	( <sup>1</sup> )	( <sup>1</sup> )	( <sup>1</sup> )	7
325,127	54,110	40,170	218,771	12,076			714,150	707,460	2,349	4,341		1,190,304	482,154	8
( <sup>1</sup> )	( <sup>1</sup> )	( <sup>1</sup> )	( <sup>1</sup> )	( <sup>1</sup> )	( <sup>1</sup> )	( <sup>1</sup> )	( <sup>1</sup> )	( <sup>1</sup> )	( <sup>1</sup> )	( <sup>1</sup> )	( <sup>1</sup> )	( <sup>1</sup> )	( <sup>1</sup> )	9
23,275,812	127,009	3,169,400	19,580,067	168,208	231,128		44,649,217	37,789,717	5,449,616	1,409,884		88,309,565	43,600,348	10
( <sup>1</sup> )	( <sup>1</sup> )	( <sup>1</sup> )	( <sup>1</sup> )	( <sup>1</sup> )	( <sup>1</sup> )	( <sup>1</sup> )	( <sup>1</sup> )	( <sup>1</sup> )	( <sup>1</sup> )	( <sup>1</sup> )	( <sup>1</sup> )	( <sup>1</sup> )	( <sup>1</sup> )	11
557,057	43,440	67,209	384,598	59,718		2,092	4,452,900	4,439,013	6,407	7,450		5,649,450	1,006,560	12
( <sup>1</sup> )	( <sup>1</sup> )	( <sup>1</sup> )	( <sup>1</sup> )	( <sup>1</sup> )	( <sup>1</sup> )	( <sup>1</sup> )	( <sup>1</sup> )	( <sup>1</sup> )	( <sup>1</sup> )	( <sup>1</sup> )	( <sup>1</sup> )	( <sup>1</sup> )	( <sup>1</sup> )	13
374,175	31,445	51,674	269,937	24,119			585,306	576,965	2,855	5,324	162	1,155,150	509,844	14
801,478	60,361	60,903	520,969	144,155			882,121	846,163	27,054	8,904		2,052,614	1,170,403	15
11,464	2,563	858	4,879	3,164			38,350	38,064	94	192		52,633	14,283	16
( <sup>1</sup> )	( <sup>1</sup> )	( <sup>1</sup> )	( <sup>1</sup> )	( <sup>1</sup> )	( <sup>1</sup> )	( <sup>1</sup> )	( <sup>1</sup> )	( <sup>1</sup> )	( <sup>1</sup> )	( <sup>1</sup> )	( <sup>1</sup> )	( <sup>1</sup> )	( <sup>1</sup> )	17
185,358	14,500	12,867	135,776	19,815	2,400		329,768	315,135	850	10,783		534,980	208,212	18
( <sup>1</sup> )	( <sup>1</sup> )	( <sup>1</sup> )	( <sup>1</sup> )	( <sup>1</sup> )	( <sup>1</sup> )	( <sup>1</sup> )	( <sup>1</sup> )	( <sup>1</sup> )	( <sup>1</sup> )	( <sup>1</sup> )	( <sup>1</sup> )	( <sup>1</sup> )	( <sup>1</sup> )	19
191,792	7,030	19,812	143,845	21,105			421,255	417,520	1,689	2,046		684,199	262,944	20
72,269,022	3,703,179	12,717,182	48,223,532	6,263,575	1,253,130	109,024	135,263,197	127,557,357	3,690,204	3,465,242	580,394	282,326,378	147,003,181	21
2,972,663	180,489	284,261	1,938,570	523,167	9,080	30,481	7,310,800	6,996,076	225,950	88,774		20,393,144	13,082,344	22
3,027,189	240,094	264,153	2,421,862	91,424	9,056		4,433,700	4,152,586	67,667	105,054	108,393	9,745,884	5,312,184	23
1,448,343	192,738	213,367	795,431	246,807			2,041,043	2,011,352	11,196	15,315	3,150	4,669,565	2,628,522	24
1,909,343	107,201	394,453	1,224,042	223,399	20,245		3,142,010	3,018,434	46,546	73,079	3,951	5,708,038	2,566,028	25
1,527,648	77,760	153,098	1,193,377	103,413			5,804,022	5,465,010	189,561	145,764	3,687	8,994,509	3,100,487	26
5,848,529	173,037	1,107,902	3,841,708	491,236	213,227	21,419	13,147,305	12,356,195	450,572	340,538		28,213,362	15,066,057	27
442,067	72,557	61,284	273,042	35,184			1,261,840	1,236,265	15,179	10,396		1,917,168	655,328	28
7,009,774	307,871	1,706,608	4,211,078	1,219,599	464,618		9,133,057	8,186,606	536,719	409,732		25,181,440	16,048,883	29
9,048,100	534,929	1,491,710	6,002,973	372,492	44,221	1,766	11,833,373	10,922,894	489,246	382,495	38,738	28,326,996	16,493,623	30
3,594,163	240,890	481,257	2,581,482	127,549	160,440	2,545	11,162,858	10,011,977	570,047	560,387	20,447	22,232,165	11,060,297	31
6,909,487	140,711	1,406,460	5,027,336	327,907		7,073	15,460,838	14,545,848	245,970	562,239	106,781	29,589,272	14,128,434	32
6,730,702	482,756	1,571,538	3,747,491	914,518	12,959	1,440	9,140,541	8,826,656	143,406	151,257	19,222	18,264,905	9,124,364	33
9,043,683	207,836	2,357,513	6,969,497	108,837			8,277,247	7,897,132	99,464	91,116	189,535	22,826,245	14,608,098	34
3,973,394	387,158	513,118	2,580,303	441,280	51,529		10,299,635	10,151,506	64,101	77,025	7,003	17,149,339	6,849,704	35
7,224,537	357,152	710,451	4,815,331	1,036,757	266,546	38,300	22,814,928	21,778,820	504,580	452,071	79,457	39,054,356	10,239,428	36

## ROCHESTER INDUSTRIAL AREA

107,372,407	5,440,006	18,633,820	70,961,249	8,504,366	3,355,990	467,970	137,231,763	130,478,992	3,768,967	2,155,398	825,406	345,900,066	208,668,303	40
( <sup>1</sup> )	( <sup>1</sup> )	( <sup>1</sup> )	( <sup>1</sup> )	( <sup>1</sup> )	( <sup>1</sup> )	( <sup>1</sup> )	( <sup>1</sup> )	( <sup>1</sup> )	( <sup>1</sup> )	( <sup>1</sup> )	( <sup>1</sup> )	( <sup>1</sup> )	( <sup>1</sup> )	41
168,472	20,692	15,289	106,793	25,698			73,381	68,868	1,519	2,745		329,983	256,602	42
352,137	63,001	50,967	209,746	81,423			207,255	244,299	5,587	5,620	11,779	653,003	385,748	43
1,896,915	37,928	197,090	1,455,020	176,036	2,756	28,085	2,987,173	2,821,140	109,940	56,057		6,285,441	3,298,298	44
35,762	5,235	2,258	28,269				65,294	63,448	561	737	558	122,590	57,296	45
273,641	30,005	54,567	173,947	13,722		1,400	597,942	577,198	7,663	13,081		1,173,825	575,883	46
1,540,589	121,805	141,385	987,797	269,094	40,508		5,751,726	5,460,918	81,644	35,629	164,835	10,558,704	4,800,978	47
49,358	8,560	7,699	22,610	10,489			68,391	66,047	965	1,379		140,255	71,864	48
( <sup>1</sup> )	( <sup>1</sup> )	( <sup>1</sup> )	( <sup>1</sup> )	( <sup>1</sup> )	( <sup>1</sup> )	( <sup>1</sup> )	( <sup>1</sup> )	( <sup>1</sup> )	( <sup>1</sup> )	( <sup>1</sup> )	( <sup>1</sup> )	( <sup>1</sup> )	( <sup>1</sup> )	49
131,414	9,100	17,933	88,130	10,251			137,836	131,029	3,749	3,058		320,645	182,809	50
( <sup>1</sup> )	( <sup>1</sup> )	( <sup>1</sup> )	( <sup>1</sup> )	( <sup>1</sup> )	( <sup>1</sup> )	( <sup>1</sup> )	( <sup>1</sup> )	( <sup>1</sup> )	( <sup>1</sup> )	( <sup>1</sup> )	( <sup>1</sup> )	( <sup>1</sup> )	( <sup>1</sup> )	51
115,621	9,613	12,125	88,982	4,901			534,305	520,582	6,718	7,005		789,505	255,200	52
26,724		4,420	20,703	1,601			42,520	41,250	250	1,020		86,582	44,062	53
( <sup>1</sup> )	( <sup>1</sup> )	( <sup>1</sup> )	( <sup>1</sup> )	( <sup>1</sup> )	( <sup>1</sup> )	( <sup>1</sup> )	( <sup>1</sup> )	( <sup>1</sup> )	( <sup>1</sup> )	( <sup>1</sup> )	( <sup>1</sup> )	( <sup>1</sup> )	( <sup>1</sup> )	54
176,880	55,619	21,984	81,880	17,244	653		168,544	157,337	4,169	7,038		456,732	288,188	55

TABLE 9.—GENERAL STATISTICS FOR INDUSTRIAL

Group No.	INDUSTRY	*Number of establishments	*Proprietors and firm members	*PERSONS EMPLOYED IN MANUFACTURING ESTABLISHMENTS <sup>1</sup>						
				Total <sup>2</sup>	Salaried officers of corporations <sup>3</sup>	Manufacturing		Distribution	Construction	Other
						Salaried employees <sup>4</sup>	Wage earners (average for year) <sup>5</sup>			
ROCHESTER INDUSTRIAL AREA—Continued										
1	1	3	1	31	4	3	17	7		
2	7	3	1	221	5	5	126	85		
3	9	8	4	155	8	19	57	71		
4	16	3	2	70	3	19	25	23		
5	15	3	3	68	4	3	60			1
6	8	3		54	6	11	27	10		
7	8	8	4	101	9	10	76	6		
8	14	4		126	8	12	78	27	1	
9	1	7	2	314	12	51	151	95	5	
10	1	5	1	86	8	18	53	5		2
11	1	4	1	219	6	22	168	18	1	4
12	17	4		81	5	10	46	20		
13	12	13	8	2,377	21	158	2,060	95	1	12
14	4	3	5	36	4	3	29			
15	8	44	34	428	40	52	295	41		
16	16	3	2	1,451	2	220	1,033	196		
17	13	3		463	6	7	427	23		
18	14	8		551	12	47	483	9		
19	20	3	4	13		3	10			
20	14	6		229	12	36	162	17	2	
21	6	7	5	247	12	22	188	25		
22	1	18	11	159	8	19	70	58	1	3
23	1	9	1	107	7	19	46	20		15
24	12	3	1	13	1	3	9			
25	17	3		80	4	15	48	13		
26	9	5	1	58	7	11	21	18		1
27	15	3		85	7	7	62	9		
28	8	8	2	969	14	65	841	49		
29	1	7	11	184	3	14	137	22		8
30	8	3	2	45	2	4	36	3		
31	17	11	8	130	11	11	95	9		4
32	17	6	9	34		4	30			
33	17	21	23	271	8	17	246			
34	17	5		1,869	15	308	1,487	54		5
35	1	5		750	19	73	468	183	7	
36	6	4	1	77	6	9	57	5		
37	1	3	1	464	8	42	265	143		6
38	4	5	10	209		6	203			
39	4	17	7	9,384	39	336	8,718	245	29	17
40	4	4	10	262	3	11	213	35		
41	13	3		48	4	9	33			2
42	20	4		47	5	5	34	3		
43	20	6	6	30		5	24	1		
44	18	4	3	1,125		126	999			
45	8	13	7	865	6	165	358	336		
46	8	3	3	3		3				
47	1	22	18	225	9	18	83	110		5
48	15	4	1	76	4	4	66	2		
49	15	4	1	125	6	4	92	22		1
50	17	5		371	7	24	297	43		
51	20	7	2	4,360	13	840	3,073	324	94	16
52	20	5	2	612	8	35	540	20		
53	9	4	1	15	4	1	5			
54	7	3		562	3	100	412	8	39	
55	7	18	5	1,074	26	78	930	35	5	
56	17	3		125	4	32	82	7		
57	6	6	4	85	6	4	71	4		
58	9	3		235	4	31	191	9		
59	8	7	2	47	5	22		20		
60	8	6		69	9	10	46	4		
61	1	3	3	271	7	41	205	18		
62	5	10	9	167	8	19	133	7		
63	17	3		22	2	1	15	4		
64	17	5	1	205	3	22	136	33	2	9
65	1	10	9	76		6	59	11		

See footnotes at end of table.

## AREAS, BY INDUSTRIES: 1939—Continued

SALARIES AND WAGES							COST OF MATERIALS, SUPPLIES, FUEL, PURCHASED ELECTRIC ENERGY, AND CONTRACT WORK					Value of products	Value added by manufacture
Total	Salaries of officers of corporations	Manufacturing		Distribution	Construction	Other	Total	Materials and supplies	Fuel	Purchased electric energy	Contract work		
		Salaries	Wages										
ROCHESTER INDUSTRIAL AREA—Continued													
Dollars	Dollars	Dollars	Dollars	Dollars	Dollars	Dollars	Dollars	Dollars	Dollars	Dollars	Dollars	Dollars	Dollars
(0)	(0)	(0)	(0)	(0)	(0)	(0)	(0)	(0)	(0)	(0)	(0)	(0)	(0)
250,740	41,230	35,783	46,547	127,180	—	—	254,900	247,638	2,344	4,918	—	684,187	429,267
80,833	4,058	21,404	22,123	33,248	—	—	72,024	66,766	2,369	2,889	—	140,078	68,054
(0)	(0)	(0)	(0)	(0)	(0)	(0)	(0)	(0)	(0)	(0)	(0)	(0)	(0)
126,073	43,943	13,703	40,799	18,628	—	—	28,966	23,303	2,596	3,067	—	218,328	189,362
176,670	44,619	7,313	109,735	14,903	—	—	99,235	92,885	1,773	3,638	939	360,395	261,160
221,846	40,185	24,960	118,876	35,373	2,152	—	423,026	414,484	2,497	5,670	375	747,659	324,633
571,997	98,890	68,521	152,434	243,270	7,973	—	1,637,371	1,616,998	14,415	5,958	—	3,873,576	2,236,205
117,833	20,220	27,209	56,978	12,126	—	1,000	1,403,992	1,376,692	3,728	23,572	—	1,754,642	350,650
289,822	31,170	60,936	167,918	23,008	2,340	4,450	857,501	819,072	35,306	3,123	—	2,342,098	1,484,597
160,128	20,493	19,560	80,370	33,703	—	—	237,702	215,352	977	1,150	20,223	443,292	205,590
2,580,789	130,204	311,108	1,889,116	237,703	1,560	11,096	2,823,924	2,770,370	22,095	29,345	2,114	7,203,898	4,379,974
38,256	6,575	2,739	28,942	—	—	—	24,684	16,472	748	2,075	5,269	106,271	81,707
846,389	176,292	84,255	471,449	114,393	—	—	861,113	807,536	6,292	21,249	26,036	2,166,809	1,305,696
(0)	(0)	(0)	(0)	(0)	(0)	(0)	(0)	(0)	(0)	(0)	(0)	(0)	(0)
(0)	(0)	(0)	(0)	(0)	(0)	(0)	(0)	(0)	(0)	(0)	(0)	(0)	(0)
790,415	49,390	109,121	610,892	21,012	—	—	583,400	480,964	68,450	33,986	—	1,692,360	1,108,960
16,105	—	4,741	11,364	—	—	—	15,909	14,781	247	231	650	56,130	40,221
338,558	68,559	52,256	184,547	27,896	5,400	—	372,498	345,792	8,183	7,023	11,500	885,996	513,498
295,882	59,180	37,085	172,367	26,650	—	—	323,312	310,413	7,224	5,675	—	803,392	480,080
235,482	32,607	36,117	89,466	89,910	1,404	5,988	640,115	609,002	10,512	29,601	—	1,192,162	543,047
181,584	30,705	33,896	63,690	32,783	—	20,510	82,450	19,929	5,146	54,375	—	391,196	222
(0)	(0)	(0)	(0)	(0)	(0)	(0)	(0)	(0)	(0)	(0)	(0)	(0)	(0)
162,927	36,322	25,277	76,556	24,772	—	—	207,384	199,550	2,627	3,207	2,000	572,578	365,194
(0)	(0)	(0)	(0)	(0)	(0)	(0)	(0)	(0)	(0)	(0)	(0)	(0)	(0)
(0)	(0)	(0)	(0)	(0)	(0)	(0)	(0)	(0)	(0)	(0)	(0)	(0)	(0)
1,791,044	115,105	176,155	1,228,316	271,468	—	—	1,741,285	1,627,394	54,031	41,211	18,649	5,004,363	3,263,108
201,817	6,240	19,054	135,410	28,898	—	12,215	824,494	793,030	5,794	25,670	—	1,121,127	296,033
(0)	(0)	(0)	(0)	(0)	(0)	(0)	(0)	(0)	(0)	(0)	(0)	(0)	(0)
197,409	35,640	10,612	125,314	14,123	—	2,720	114,337	105,397	3,370	4,787	783	405,170	290,833
41,130	—	5,264	35,866	—	—	—	33,246	29,742	1,648	1,856	—	100,575	73,329
484,364	39,190	30,294	414,880	—	—	—	166,327	150,637	5,256	9,906	528	1,016,998	850,671
(0)	(0)	(0)	(0)	(0)	(0)	(0)	(0)	(0)	(0)	(0)	(0)	(0)	(0)
1,534,578	140,046	156,420	837,541	392,038	8,533	—	1,741,445	1,637,454	64,058	39,933	—	6,268,315	4,526,870
110,185	23,244	13,008	80,739	13,194	—	—	213,111	208,397	1,707	3,007	—	395,272	182,161
(0)	(0)	(0)	(0)	(0)	(0)	(0)	(0)	(0)	(0)	(0)	(0)	(0)	(0)
201,124	—	4,919	196,205	—	—	—	59,655	54,741	2,215	2,185	524	309,732	250,067
12,025,709	492,273	698,834	10,185,429	605,793	36,657	6,723	14,702,684	14,412,958	43,811	69,883	175,932	31,200,831	16,498,247
(0)	(0)	(0)	(0)	(0)	(0)	(0)	(0)	(0)	(0)	(0)	(0)	(0)	(0)
65,432	11,153	17,243	36,038	—	—	998	164,830	123,141	2,253	21,482	7,954	343,066	188,205
44,859	12,701	4,120	24,005	4,033	—	—	57,696	55,703	480	1,613	—	119,410	61,714
54,317	—	9,704	42,102	2,611	—	—	22,906	19,746	1,040	1,405	715	107,025	84,119
(0)	(0)	(0)	(0)	(0)	(0)	(0)	(0)	(0)	(0)	(0)	(0)	(0)	(0)
(0)	(0)	(0)	(0)	(0)	(0)	(0)	(0)	(0)	(0)	(0)	(0)	(0)	(0)
4,313	—	4,313	—	—	—	—	14,785	—	—	—	14,785	30,172	16,387
205,890	13,250	33,154	94,197	155,422	—	9,867	616,798	498,169	7,972	10,657	—	1,259,420	742,622
(0)	(0)	(0)	(0)	(0)	(0)	(0)	(0)	(0)	(0)	(0)	(0)	(0)	(0)
191,041	26,260	6,182	130,226	27,641	—	832	175,793	161,203	3,588	6,846	4,156	412,445	236,652
702,636	20,186	67,110	548,340	66,900	—	—	486,652	478,618	2,485	5,349	—	2,101,246	1,614,594
(0)	(0)	(0)	(0)	(0)	(0)	(0)	(0)	(0)	(0)	(0)	(0)	(0)	(0)
(0)	(0)	(0)	(0)	(0)	(0)	(0)	(0)	(0)	(0)	(0)	(0)	(0)	(0)
25,497	10,373	1,565	6,417	7,142	—	—	48,731	46,803	1,010	918	—	79,747	31,016
(0)	(0)	(0)	(0)	(0)	(0)	(0)	(0)	(0)	(0)	(0)	(0)	(0)	(0)
1,399,458	147,627	126,536	1,043,753	69,326	12,274	942	2,392,416	2,308,782	26,473	17,989	39,172	4,406,805	2,014,389
(0)	(0)	(0)	(0)	(0)	(0)	(0)	(0)	(0)	(0)	(0)	(0)	(0)	(0)
110,862	21,630	5,170	79,293	4,769	—	—	101,916	92,856	980	4,272	3,807	262,536	160,621
(0)	(0)	(0)	(0)	(0)	(0)	(0)	(0)	(0)	(0)	(0)	(0)	(0)	(0)
67,198	18,704	29,096	19,398	—	—	—	105,582	1,056	—	—	104,526	238,191	132,609
171,118	44,992	16,288	103,968	5,870	—	—	37,597	33,913	318	3,332	34	266,166	228,569
(0)	(0)	(0)	(0)	(0)	(0)	(0)	(0)	(0)	(0)	(0)	(0)	(0)	(0)
227,315	28,872	23,074	162,175	13,194	—	—	319,735	304,980	7,424	7,188	143	657,577	337,842
30,613	4,940	2,090	16,965	6,618	—	—	19,803	16,898	1,977	928	—	59,237	39,434
(0)	(0)	(0)	(0)	(0)	(0)	(0)	(0)	(0)	(0)	(0)	(0)	(0)	(0)
101,896	—	9,500	78,963	13,433	—	—	1,135,457	1,118,903	6,047	10,507	—	1,326,704	101,247

TABLE 9.—GENERAL STATISTICS FOR INDUSTRIAL

Group No.	INDUSTRY	*Number of establishments	*Proprietors and firm members	*PERSONS EMPLOYED IN MANUFACTURING ESTABLISHMENTS <sup>1</sup>						
				Total <sup>2</sup>	Salaried officers of corporations <sup>3</sup>	Manufacturing		Distribution	Construction	Other
						Salaried employees <sup>4</sup>	Wage earners (average for year) <sup>5</sup>			
ROCHESTER INDUSTRIAL AREA—Continued										
15	Sheet-metal work not specifically classified.....	6	1	161	10	12	114	15		
20	Signs, advertising displays, and advertising novelties.....	15	8	408	10	35	306	57		10
14	Stamped and pressed metal products (except automobile stampings).....	4	2	52	4	9	39			
20	Surgical supplies and equipment not elsewhere classified; orthopedic appliances.....	3	1	154	5	9	102	38		
14	Tools (except edge tools, machine tools, files, and saws).....	3	1	59	5	11	40	3		
6	Upholstered household furniture.....	6	4	139	7	14	100	18		
6	Wooden boxes except cigar boxes.....	4	1	156	7	14	130	7		
0	Wood products not elsewhere classified.....	4	2	30	6	1	23			
9	Other industries <sup>6</sup> .....	259	90	43,219	349	6,954	31,148	2,609	1,894	215
OTHER INDUSTRIES, BY INDUSTRY GROUPS <sup>6</sup>										
1	Food and kindred products.....	22	15	1,158	25	115	797	102	22	7
3	Textile-mill products and other fiber manufactures.....	6	3	795	9	77	702	7		
12	Apparel and other finished products made from fabrics and similar materials.....	13	15	693	11	31	613	38		
6	Furniture and finished lumber products.....	13	5	1,091	18	57	699	317		
7	Paper and allied products.....	9	1	869	13	120	592	105	39	
8	Printing, publishing, and allied industries.....	20	9	1,423	19	201	621	492		
9	Chemicals and allied products.....	22	6	2,180	25	350	1,536	67	207	4
12	Leather and leather products.....	8	2	128	8	15	103	2		
13	Stone, clay, and glass products.....	9	3	786	10	19	709	48		
14	Iron and steel and their products, except machinery.....	16	2	1,186	22	162	964	42	6	
15	Nonferrous metals and their products.....	17	6	347	25	25	275	21		1
16	Electrical machinery.....	10	4	3,716	28	630	2,542	497	13	6
17	Machinery (except electrical).....	24	3	3,056	38	506	2,360	119	2	22
20	Miscellaneous industries.....	56	12	23,267	93	4,343	16,344	717	1,595	175
18	Automobiles and automobile equipment.....	4	3	1,125		126	999			
19	Transportation equipment except automobiles.....	5	1	1,071	3	36	1,032			
20	Products of petroleum and coal.....	4								
11	Rubber products.....	1		319	2	51	261	5		
ALBANY-SCHENECTADY-TROY INDUSTRIAL AREA										
All industries, total.....		579	341	46,090	499	6,274	36,368	2,296	325	328
8	Bookbinding and related industries.....	6	3	35	4	6	23	2		
8	Books: printing without publishing.....	5	2	114	6	13	90	5		
1	Bread and other bakery products (except biscuit, crackers, and pretzels).....	111	112	1,814	17	111	1,399	180	6	101
13	Brick and hollow structural tile.....	8	2	480	14	10	401	3	2	
20	Brushes.....	8		1,114	11	58	1,039	4	2	
9	Chemicals not elsewhere classified.....	3		1,168	1	169	822		171	5
4	Children's dresses—made in contract factories.....	3	2	183		5	178			
2	Cigars.....	3	4	15		1	14			
9	Cleaning and polishing preparations, blackings, and dressings.....	4	1	256	6	38	202	8	2	
13	Concrete products.....	15	8	124	10	8	93	13		
9	Drugs and medicines (including drug grinding).....	5		84	6	6	70	2		
14	Fabricated structural steel and ornamental metal work, made in plants not operated in connection with rolling mills.....	4	5	85	7	12	56	10		
1	Food preparations, not elsewhere classified.....	4	2	72	4	8	51	9		
8	General commercial (job) printing.....	47	42	783	20	90	650	14		
14	Gray-iron and semisteel castings.....	3		146	6	10	130			
1	Ice cream and ices.....	18	13	330	6	53	174	92	3	2
1	Ice, manufactured.....	7	4	58	1	6	28	23		
3	Knitted cloth.....	8	2	616	7	49	552	7	1	
3	Knitted underwear.....	6		878	13	67	788	4		6
8	Lithographing and photo-lithographing (including preparation of stones or plates and dry transfers).....	6	2	41	3	6	31	1		
8	Machine and hand typesetting (including advertisement typesetting).....	3	4	8		1	7			
17	Machine-shop products, not elsewhere classified.....	8	2	638	21	57	504	41	9	6
17	Machine-shop repairs.....	6	4	33	1	1	31			
1	Malt liquors.....	6		760	13	40	456	239	5	7
6	Mattresses and bedsprings.....	8	8	119	6	11	93	7		2
4	Men's and boys' shirts (except work shirts), collars, and nightwear—made in inside factories or by jobbers engaging contractors.....	15	4	4,726	8	96	4,618	1		3
8	Newspapers: publishing and printing.....	13	3	1,307	24	383	572	320	8	
1	Nonalcoholic beverages.....	18	23	198	1	15	69	113		
15	Nonferrous-metal foundries (except aluminum).....	4		110	4	14	92			
9	Paints, varnishes, and lacquers.....	5	4	79	8	16	43	12		
7	Paper and paperboard mills.....	9		1,355	13	93	1,147	102		
7	Paperboard containers and boxes not elsewhere classified.....	11	5	587	16	36	477	57	1	
8	Periodicals: publishing without printing.....	4		68	5	15		48		
8	Photoengraving, not done in printing establishments (including preparation of plates).....	4	2	24	7	1	14	2		
5	Planing mills not operated in conjunction with sawmills.....	7	7	41	5	3	25	8		

See footnotes at end of table.

## AREAS, BY INDUSTRIES: 1939—Continued

SALARIES AND WAGES							COST OF MATERIALS, SUPPLIES, FUEL, PURCHASED ELECTRIC ENERGY, AND CONTRACT WORK					Value of products <sup>1</sup>	Value added by manu- facture <sup>4</sup>
Total <sup>2</sup>	Salaries of officers of corporations <sup>3</sup>	Manufacturing		Distribution	Con- struction	Other	Total	Materials and supplies	Fuel	Pur- chased electric energy	Contract work		
		Salaries <sup>1</sup>	Wages										
ROCHESTER INDUSTRIAL AREA—Continued													
Dollars	Dollars	Dollars	Dollars	Dollars	Dollars	Dollars	Dollars	Dollars	Dollars	Dollars	Dollars	Dollars	Dollars
229,250	45,877	18,956	133,681	21,103		9,573	207,628	200,886	2,448	3,235	1,059	544,934	337,306
560,803	40,060	62,925	370,159	79,711	1,708		510,905	483,231	11,327	8,123	8,224	1,463,937	953,032
84,862	11,000	23,358	50,504				109,641	104,024	1,996	3,621		235,785	126,144
( <sup>1</sup> )	( <sup>1</sup> )	( <sup>1</sup> )	( <sup>1</sup> )	( <sup>1</sup> )			( <sup>1</sup> )	( <sup>1</sup> )	( <sup>1</sup> )	( <sup>1</sup> )	( <sup>1</sup> )	( <sup>1</sup> )	( <sup>1</sup> )
61,803	18,096	13,443	25,931	4,393			120,922	94,762		2,342	23,818	252,062	131,140
142,202	18,940	13,681	83,451	26,130			217,159	208,687	3,245	5,227		402,531	185,372
( <sup>1</sup> )	( <sup>1</sup> )	( <sup>1</sup> )	( <sup>1</sup> )	( <sup>1</sup> )			( <sup>1</sup> )	( <sup>1</sup> )	( <sup>1</sup> )	( <sup>1</sup> )	( <sup>1</sup> )	( <sup>1</sup> )	( <sup>1</sup> )
29,752	10,244	1,872	17,636				28,734	27,791	316	533	94	68,260	39,520
73,925,870	2,790,154	15,519,585	47,064,209	4,968,270	3,232,072	351,571	89,106,831	84,469,805	3,082,408	1,470,342	174,276	238,799,626	149,602,795
1,727,087	145,644	269,600	967,013	333,067	3,210	7,947	7,185,243	7,053,645	73,021	58,577		11,379,890	4,194,647
1,147,332	119,690	177,415	839,414	10,813			1,831,522	1,782,996	14,743	18,783	15,000	3,734,214	1,902,692
823,349	53,440	51,041	660,467	58,401			1,848,402	1,823,260	2,084	8,278	14,780	3,382,851	1,534,449
1,219,041	71,345	99,896	987,417	360,383			1,139,475	1,063,267	24,624	22,281	9,303	2,724,632	1,585,157
1,852,258	131,067	343,094	1,033,006	279,080	66,011		2,932,189	2,735,479	101,836	93,793	1,081	6,891,115	3,958,926
2,972,124	225,520	588,846	1,205,732	952,026			1,462,170	1,397,367	20,083	43,525	1,195	7,663,250	6,201,080
4,056,919	114,280	880,886	2,627,494	84,637	346,940	2,676	12,150,640	11,232,385	800,581	117,074	600	25,636,435	13,455,795
187,920	59,838	22,448	97,148	8,486			199,627	190,195	5,066	4,366		431,028	231,401
1,229,064	87,775	46,582	1,002,799	92,808			1,995,152	1,662,046	236,761	87,050	9,286	3,507,598	1,512,446
1,884,097	101,030	360,737	1,329,146	64,441	28,743		5,368,254	5,076,950	163,044	125,283	2,977	9,271,918	3,903,664
511,586	87,944	50,394	304,350	66,552		2,340	1,125,489	1,076,002	32,895	16,592		2,018,631	893,142
5,793,712	301,807	1,303,977	3,349,164	809,137	23,191	6,436	4,270,559	4,068,272	101,995	100,292		14,100,896	9,830,337
6,367,403	247,792	1,292,876	4,510,812	290,463	3,240	22,720	3,852,893	3,636,387	124,807	75,970	15,729	15,369,086	11,516,193
40,320,984	1,015,682	9,582,615	25,171,146	1,552,699	2,689,390	309,452	31,842,628	30,027,549	1,230,983	482,522	101,574	116,338,014	84,495,386
3,832,094	27,300	449,178	3,278,905	5,286	71,335		11,092,588	11,624,005	149,885	215,947	2,751	16,350,068	4,357,480
ALBANY-SCHENECTADY-TROY INDUSTRIAL AREA													
68,969,512	3,020,343	14,366,030	46,162,848	4,295,965	596,876	528,450	118,504,177	111,570,988	3,111,416	2,325,474	1,496,299	245,199,246	126,695,069
57,150	11,109	13,722	31,175	1,144			26,402	23,195	585	979	1,643	108,794	82,392
218,425	29,450	21,848	159,677	7,450			113,259	100,794	2,941	3,831	5,693	402,583	239,324
2,359,985	103,261	190,606	1,767,151	184,147	7,956	97,904	3,910,891	3,708,323	132,655	69,913		8,441,159	4,440,263
473,286	47,680	21,858	392,748	7,600	3,400		379,187	148,790	210,877	19,580		1,071,190	691,993
1,169,439	107,164	93,895	941,126	24,850	2,404		1,583,797	1,549,151	8,173	20,037	6,436	3,428,200	1,844,403
( <sup>1</sup> )	( <sup>1</sup> )	( <sup>1</sup> )	( <sup>1</sup> )	( <sup>1</sup> )	( <sup>1</sup> )	( <sup>1</sup> )	( <sup>1</sup> )	( <sup>1</sup> )	( <sup>1</sup> )	( <sup>1</sup> )	( <sup>1</sup> )	( <sup>1</sup> )	( <sup>1</sup> )
( <sup>1</sup> )	( <sup>1</sup> )	( <sup>1</sup> )	( <sup>1</sup> )	( <sup>1</sup> )	( <sup>1</sup> )	( <sup>1</sup> )	( <sup>1</sup> )	( <sup>1</sup> )	( <sup>1</sup> )	( <sup>1</sup> )	( <sup>1</sup> )	( <sup>1</sup> )	( <sup>1</sup> )
11,671		1,250	10,421				15,230	15,037	139	54		36,690	21,400
( <sup>1</sup> )	( <sup>1</sup> )	( <sup>1</sup> )	( <sup>1</sup> )	( <sup>1</sup> )	( <sup>1</sup> )	( <sup>1</sup> )	( <sup>1</sup> )	( <sup>1</sup> )	( <sup>1</sup> )	( <sup>1</sup> )	( <sup>1</sup> )	( <sup>1</sup> )	( <sup>1</sup> )
176,411	39,897	14,635	109,852	12,027			525,248	509,323	3,899	12,026		938,966	413,718
( <sup>1</sup> )	( <sup>1</sup> )	( <sup>1</sup> )	( <sup>1</sup> )	( <sup>1</sup> )	( <sup>1</sup> )	( <sup>1</sup> )	( <sup>1</sup> )	( <sup>1</sup> )	( <sup>1</sup> )	( <sup>1</sup> )	( <sup>1</sup> )	( <sup>1</sup> )	( <sup>1</sup> )
143,037	26,567	26,712	73,330	16,428			222,068	210,193	2,535	4,350	4,990	400,695	178,027
( <sup>1</sup> )	( <sup>1</sup> )	( <sup>1</sup> )	( <sup>1</sup> )	( <sup>1</sup> )	( <sup>1</sup> )	( <sup>1</sup> )	( <sup>1</sup> )	( <sup>1</sup> )	( <sup>1</sup> )	( <sup>1</sup> )	( <sup>1</sup> )	( <sup>1</sup> )	( <sup>1</sup> )
1,307,518	82,526	154,861	1,044,297	26,334			904,220	789,125	15,458	33,773	65,864	2,742,154	1,837,934
( <sup>1</sup> )	( <sup>1</sup> )	( <sup>1</sup> )	( <sup>1</sup> )	( <sup>1</sup> )	( <sup>1</sup> )	( <sup>1</sup> )	( <sup>1</sup> )	( <sup>1</sup> )	( <sup>1</sup> )	( <sup>1</sup> )	( <sup>1</sup> )	( <sup>1</sup> )	( <sup>1</sup> )
469,686	32,437	86,481	212,369	129,930	5,369	3,100	1,487,313	1,410,030	26,563	48,938	1,782	2,952,734	1,465,421
64,913	2,400	12,237	31,708	18,568			48,055	10,079	3,127	34,849		233,338	185,283
614,305	46,900	75,804	457,384	30,903	404		1,613,307	1,571,450	28,994	12,803		2,456,757	843,450
788,877	60,830	101,027	583,016	32,855		11,149	1,555,732	1,486,698	44,216	24,818		2,732,278	1,176,540
54,045	3,681	10,607	37,157	2,600			55,649	49,717	440	1,664	3,828	141,109	85,460
12,931		1,820	11,111				3,468	1,245	263	865	1,095	31,720	28,252
925,071	78,119	99,935	686,502	41,549	12,231	6,735	748,438	674,464	47,405	15,554	11,015	2,280,917	1,532,479
48,953	2,600	44,253					35,113	31,885	1,209	2,019		117,427	82,314
1,448,864	139,649	86,667	661,331	500,421	10,000	50,796	2,075,680	1,911,960	111,498	52,232		8,047,040	5,971,360
153,686	21,370	29,229	87,563	12,957		2,567	392,545	386,603	1,915	4,027		649,316	250,771
4,019,694	54,568	151,884	3,806,860	1,241		5,141	6,959,719	6,381,750	55,777	26,785	495,407	13,750,100	6,790,381
2,470,843	183,174	753,054	1,105,139	417,388	12,090		898,718	712,000	21,555	33,993	101,170	4,655,953	3,787,235
220,756	6,000	24,893	79,593	116,270			505,199	489,259	8,098	7,842		1,039,222	534,023
( <sup>1</sup> )	( <sup>1</sup> )	( <sup>1</sup> )	( <sup>1</sup> )	( <sup>1</sup> )	( <sup>1</sup> )	( <sup>1</sup> )	( <sup>1</sup> )	( <sup>1</sup> )	( <sup>1</sup> )	( <sup>1</sup> )	( <sup>1</sup> )	( <sup>1</sup> )	( <sup>1</sup> )
( <sup>1</sup> )	( <sup>1</sup> )	( <sup>1</sup> )	( <sup>1</sup> )	( <sup>1</sup> )	( <sup>1</sup> )	( <sup>1</sup> )	( <sup>1</sup> )	( <sup>1</sup> )	( <sup>1</sup> )	( <sup>1</sup> )	( <sup>1</sup> )	( <sup>1</sup> )	( <sup>1</sup> )
2,081,875	88,575	230,156	1,500,649	253,495			5,273,842	4,474,990	408,664	379,864	10,324	9,514,124	4,240,282
816,495	108,806	84,481	485,386	136,552	1,270		1,550,773	1,537,228	7,831	5,714		2,794,063	1,243,290
174,286	73,500	24,185		76,601			150,413	7,095				337,892	187,479
53,883	24,256	129	28,069	1,429			14,022	10,104	30	1,239	2,649	90,716	76,694
51,996	7,815	5,610	31,845	6,826			82,685	78,236	1,493	2,956		139,096	50,411

## CENSUS OF MANUFACTURES: 1939

TABLE 9.—GENERAL STATISTICS FOR INDUSTRIAL

Group No.	INDUSTRY	*Number of establishments	*Proprietors and firm members	*PERSONS EMPLOYED IN MANUFACTURING ESTABLISHMENTS <sup>1</sup>						
				Total <sup>2</sup>	Salaried officers of corporations <sup>3</sup>	Manufacturing		Distribution	Construction	Other
						Salaried employees <sup>4</sup>	Wage earners (average for year) <sup>5</sup>			
ALBANY-SCHENECTADY-TROY INDUSTRIAL AREA—Continued										
1 1	Prepared feeds (including mineral) for animals and fowls.....	5	2	183	5	31	106	24	2	15
2 3	Processed waste and recovered wool fibers—regular factories or jobbers engaging contractors.....	4	1	479	12	37	411	19		
3 20	Professional and scientific instruments (except surgical and dental).....	3	1	157	3	11	134	9		
4 1	Sausages, prepared meats, and other meat products—not made in meat-packing establishments.....	11	6	166		15	119	29	3	
5 15	Sheet-metal work not specifically classified.....	3	1	24	2	6	14	2		
6 20	Signs, advertising displays, and advertising novelties.....	5	4	34	4	5	24	1		
7 20	Sporting and athletic goods not elsewhere classified.....	3	2	443	3	23	410	1	6	
8 14	Steel works and rolling mills.....	3		658	1	34	524	86		13
9 17	Textile machinery.....	3		30	6	2	21	1		
10 6	Upholstered household furniture.....	3		140	8	7	120	5		
11 4	Women's and misses' blouses and waists—made in contract factories.....	3	4	173		3	170			
12 4	Women's, children's, and infants' underwear and nightwear of silk and rayon woven fabrics.....	4	3	694	4	19	639	32		
13 3	Woolen and worsted manufactures—regular factories or jobbers engaging contractors.....	6	1	1,468	9	215	1,127	87	19	11
14	Other industries <sup>6</sup> .....	173	59	26,276	220	4,707	20,071	828	260	190
OTHER INDUSTRIES, BY INDUSTRY GROUPS <sup>4</sup>										
15 1	Food and kindred products.....	21	11	974	16	111	559	271	2	15
16 3	Textile-mill products and other fiber manufactures.....	13	1	1,112	17	48	1,044	3		
17 4	Apparel and other finished products made from fabrics and similar materials.....	22	11	1,592	20	43	1,508	20	1	
18 6	Furniture and finished lumber products.....	8	2	361	18	23	295	15	10	
19 7	Paper and allied products.....	6	3	488	14	47	372	47	8	
20 9	Chemicals and allied products.....	28	7	1,713	33	242	1,226	32	175	5
21 14	Iron and steel and their products, except machinery.....	19	2	1,711	32	137	1,406	122	1	13
22 17	Machinery (except electrical).....	11	5	709	17	81	550	50		11
23 20	Miscellaneous industries.....	9	2	642	19	94	504	20	5	
24 8	Printing, publishing, and allied industries.....	6		1,024	16	89	889	30		
25 13	Stone, clay, and glass products.....	7	3	602	3	74	479	20	26	
26 15	Nonferrous metals and their products.....	7	2	149	4	22	121	2		
27 16	Electrical machinery.....	4		12,335		3,282	8,926	2	7	138
28 2	Tobacco manufactures.....	1								
29 5	Lumber and timber basic products.....	2								
30 10	Products of petroleum and coal.....	1	10	2,864	11	434	2,192	194	25	8
31 12	Leather and leather products.....	2								
32 18	Automobiles and automobile equipment.....	5								
33 19	Transportation equipment except automobiles.....	1								

<sup>1</sup>As the figures for number of establishments and for personnel for those industries for which monetary items are withheld are given for the individual industries, and are also included in the "Other industries" figures, the sums of the figures are larger than the totals shown for "All industries."

<sup>2</sup>See headnote to table 3 and GENERAL EXPLANATIONS—Persons engaged—general classification.

<sup>3</sup>Figures do not include data for personnel of central-administrative offices.

<sup>4</sup>Each of the averages in this column is correct to the nearest unit, despite the fact that the averages for the several industries do not add exactly to the 1939 average for all industries. See GENERAL EXPLANATIONS—Wage earners and wages.

<sup>5</sup>Value of products less cost of materials, supplies, fuel, purchased electric energy, and contract work. See GENERAL EXPLANATIONS—Value added by manufacture.



## AREAS, BY INDUSTRIES: 1939—Continued

SALARIES AND WAGES							COST OF MATERIALS, SUPPLIES, FUEL, PURCHASED ELECTRIC ENERGY, AND CONTRACT WORK					Value of products	Value added by manufacture
Total <sup>1</sup>	Salaries of officers of corporations <sup>2</sup>	Manufacturing		Distribution	Construction	Other	Total	Materials and supplies	Fuel	Purchased electric energy	Contract work		
		Salaries <sup>2</sup>	Wages										
ALBANY-SCHENECTADY-TROY INDUSTRIAL AREA—Continued													
Dollars ( <sup>1</sup> )	Dollars ( <sup>1</sup> )	Dollars ( <sup>1</sup> )	Dollars ( <sup>1</sup> )	Dollars ( <sup>1</sup> )	Dollars ( <sup>1</sup> )	Dollars ( <sup>1</sup> )	Dollars ( <sup>1</sup> )	Dollars ( <sup>1</sup> )	Dollars ( <sup>1</sup> )	Dollars ( <sup>1</sup> )	Dollars ( <sup>1</sup> )	Dollars ( <sup>1</sup> )	Dollars ( <sup>1</sup> )
684,058 ( <sup>1</sup> )	164,780 ( <sup>1</sup> )	87,018 ( <sup>1</sup> )	375,745 ( <sup>1</sup> )	56,515 ( <sup>1</sup> )	-----	-----	1,984,348 ( <sup>1</sup> )	1,928,858 ( <sup>1</sup> )	18,082 ( <sup>1</sup> )	27,169 ( <sup>1</sup> )	-----	3,230,596 ( <sup>1</sup> )	1,246,248 ( <sup>1</sup> )
215,037 35,326	----- 2,000	26,251 8,840	140,441 21,268	44,605 3,218	3,740 -----	-----	1,918,718 20,519	1,888,185 18,891	14,830 809	15,703 819	-----	2,251,778 63,293	333,060 42,774
39,932 384,360 ( <sup>1</sup> )	6,239 25,200 ( <sup>1</sup> )	4,969 42,343 ( <sup>1</sup> )	28,084 311,415 ( <sup>1</sup> )	650 1,200 ( <sup>1</sup> )	----- 4,202 ( <sup>1</sup> )	-----	35,836 574,691 ( <sup>1</sup> )	33,292 564,049 ( <sup>1</sup> )	1,549 4,796 ( <sup>1</sup> )	1,085 5,846 ( <sup>1</sup> )	-----	112,049 1,185,956 ( <sup>1</sup> )	76,213 611,265 ( <sup>1</sup> )
35,345 ( <sup>1</sup> )	10,359 ( <sup>1</sup> )	2,475 ( <sup>1</sup> )	20,717 ( <sup>1</sup> )	1,794 ( <sup>1</sup> )	-----	-----	42,693 ( <sup>1</sup> )	41,860 ( <sup>1</sup> )	445 ( <sup>1</sup> )	388 ( <sup>1</sup> )	-----	84,128 ( <sup>1</sup> )	41,435 ( <sup>1</sup> )
114,739 ( <sup>1</sup> )	----- ( <sup>1</sup> )	3,633 ( <sup>1</sup> )	111,106 ( <sup>1</sup> )	----- ( <sup>1</sup> )	-----	-----	5,730 ( <sup>1</sup> )	4,063 ( <sup>1</sup> )	210 ( <sup>1</sup> )	1,466 ( <sup>1</sup> )	-----	138,388 ( <sup>1</sup> )	132,049 ( <sup>1</sup> )
548,461 ( <sup>1</sup> )	28,452 ( <sup>1</sup> )	39,817 ( <sup>1</sup> )	439,798 ( <sup>1</sup> )	40,394 ( <sup>1</sup> )	-----	-----	1,659,345 ( <sup>1</sup> )	1,590,091 ( <sup>1</sup> )	133 ( <sup>1</sup> )	5,767 ( <sup>1</sup> )	63,354 ( <sup>1</sup> )	2,798,653 ( <sup>1</sup> )	1,139,308 ( <sup>1</sup> )
2,629,640 ( <sup>1</sup> )	179,452 ( <sup>1</sup> )	484,134 ( <sup>1</sup> )	1,530,243 ( <sup>1</sup> )	377,773 ( <sup>1</sup> )	42,140 ( <sup>1</sup> )	15,907 ( <sup>1</sup> )	3,974,579 ( <sup>1</sup> )	3,749,782 ( <sup>1</sup> )	52,738 ( <sup>1</sup> )	73,998 ( <sup>1</sup> )	98,051 ( <sup>1</sup> )	9,169,807 ( <sup>1</sup> )	5,195,228 ( <sup>1</sup> )
43,888,434 ( <sup>1</sup> )	1,221,527 ( <sup>1</sup> )	11,325,574 ( <sup>1</sup> )	28,804,319 ( <sup>1</sup> )	1,710,253 ( <sup>1</sup> )	491,670 ( <sup>1</sup> )	335,091 ( <sup>1</sup> )	77,186,726 ( <sup>1</sup> )	73,473,273 ( <sup>1</sup> )	1,871,494 ( <sup>1</sup> )	1,372,518 ( <sup>1</sup> )	469,441 ( <sup>1</sup> )	156,730,365 ( <sup>1</sup> )	79,543,639 ( <sup>1</sup> )
1,671,088 1,109,269	131,557 91,448	239,393 73,016	708,991 939,411	479,772 5,394	1,505 -----	19,870 -----	13,108,056 2,638,680	12,985,429 2,512,034	54,479 42,286	63,148 59,497	----- 24,803	17,007,677 4,679,556	3,839,621 2,040,876
1,456,370 448,401 591,584	122,720 100,145 54,106	74,947 36,984 63,608	1,213,737 262,325 357,044	44,201 36,119 94,082	765 12,828 22,684	-----	3,431,248 747,741 1,033,978	3,041,718 736,965 1,015,560	14,133 3,344 8,672	14,889 7,432 9,746	360,508 -----	7,045,801 1,367,928 1,981,550	3,614,553 620,187 947,572
2,779,031 2,389,169 1,039,903 870,779	171,073 157,906 95,541 115,577	660,570 267,497 122,218 187,820	1,506,122 1,693,122 718,228 489,060	111,638 248,830 91,665 72,344	315,954 880 ----- 5,369	23,774 21,434 12,351 -----	8,267,361 4,456,238 1,995,523 512,756	7,980,312 3,952,158 1,951,172 470,677	168,835 218,876 19,092 22,340	89,818 270,111 24,661 19,739	28,396 15,093 598 -----	17,628,447 9,348,219 4,179,290 1,732,261	9,361,086 4,891,981 2,183,737 1,219,505
31,532,840 ( <sup>1</sup> )	181,454 ( <sup>1</sup> )	9,609,452 ( <sup>1</sup> )	20,825,679 ( <sup>1</sup> )	526,908 ( <sup>1</sup> )	131,685 ( <sup>1</sup> )	257,602 ( <sup>1</sup> )	40,695,145 ( <sup>1</sup> )	38,827,248 ( <sup>1</sup> )	1,319,437 ( <sup>1</sup> )	808,477 ( <sup>1</sup> )	39,953 ( <sup>1</sup> )	91,759,666 ( <sup>1</sup> )	50,764,521 ( <sup>1</sup> )

<sup>1</sup> Figures omitted have been withheld to avoid disclosing exact or approximate data for individual establishments; they are included in the "Other industries" figures.  
<sup>2</sup> For numbers of establishments and of wage earners in individual industries, see table 12.

\* and \* To avoid disclosing exact or approximate data for individual establishments, the data for certain establishments located outside the New York City-Newark-Jersey City industrial area have been included in the figures for the industries to which these footnotes are indexed. Data for these establishments are not, however, included in the totals for this area.

<sup>1</sup> 1 establishment.      <sup>2</sup> 2 establishments.

TABLE 10.—GENERAL STATISTICS FOR CITIES HAVING 100,000 OR MORE INHABITANTS, BY INDUSTRIES: 1939

[This table presents, for each city in the State having 100,000 or more inhabitants, separate figures for each industry for which it is possible to publish such figures without disclosing exact or approximate data for individual establishments, and gives statistics for the remaining industries both in combination ("Other industries") and by industry groups. Certain of the industries for which combined figures are given, however, reported larger numbers of wage earners or larger values of products than some of those shown separately. No data for nonmanufacturing personnel, except salaried officers of corporations, are included in this table]

Group No.	INDUSTRY	*Number of establishments	*Pro-prietors and firm members	*Salaried officers of corporations	*Salaried employees	*Wage earners (average for year)	Salaries of officers of corporations	Salaries of employees	Wages	Cost of materials, supplies, fuel, purchased electric energy, and contract work	Value of products	Value added by manufacture
ALBANY												
	All industries, total.....	181	107	169	755	4,858	\$898,219	\$1,474,997	\$5,457,405	\$21,558,446	\$43,425,102	\$21,866,656
1	Bread and other bakery products (except biscuit, crackers, and pretzels).....	41	38	2	57	678	20,885	110,772	849,407	1,728,697	3,944,206	2,215,509
13	Concrete products.....	4	2	5	4	41	( <sup>1</sup> )	( <sup>1</sup> )	( <sup>1</sup> )	( <sup>1</sup> )	( <sup>1</sup> )	( <sup>1</sup> )
8	General commercial (job) printing.....	20	20	6	18	109	20,392	27,014	146,836	128,897	478,908	350,011
1	Ice cream and ices.....	3		2	13	34	( <sup>1</sup> )	( <sup>1</sup> )	( <sup>1</sup> )	( <sup>1</sup> )	( <sup>1</sup> )	( <sup>1</sup> )
17	Machine-shop repairs.....	3		1	12	2,600			17,043	6,745	30,673	23,928
1	Malt liquors.....	3		6	31	294	61,449	56,303	393,532	1,310,792	4,773,237	3,462,445
6	Mattresses and bedspings.....	4	1	6	9	79	21,370	23,529	71,555	325,844	534,188	208,844
1	Nonalcoholic beverages.....	6	10		8	29		13,544	35,226	317,593	570,407	252,814
7	Paperboard containers and boxes not elsewhere classified.....	3	1	5	6	64	( <sup>1</sup> )	( <sup>1</sup> )	( <sup>1</sup> )	( <sup>1</sup> )	( <sup>1</sup> )	( <sup>1</sup> )
1	Sausages, prepared meats, and other meat products—not made in meat-packing establishments.....	3	1		6	48		( <sup>1</sup> )	( <sup>1</sup> )	( <sup>1</sup> )	( <sup>1</sup> )	( <sup>1</sup> )
15	Sheet-metal work not specifically classified.....	3	1	2	6	14	2,000	8,840	21,268	20,519	63,293	42,774
	Other industries <sup>1</sup> .....	101	37	146	626	3,640	709,523	1,234,995	3,922,478	17,719,359	33,030,190	15,310,831
OTHER INDUSTRIES, BY INDUSTRY GROUPS <sup>1</sup>												
1	Food and kindred products.....	12	4	7	58	258	50,640	117,969	341,915	8,154,141	9,757,050	1,602,909
4	Apparel and other finished products made from fabrics and similar materials.....	10	4	7	21	601	30,920	25,951	329,648	748,316	1,472,571	724,255
6	Furniture and finished lumber products.....	5	2	11	11	131	51,280	15,613	123,781	430,293	719,970	289,677
7	Paper and allied products.....	8	4	19	75	768	66,582	122,910	798,337	2,812,491	4,853,104	2,040,613
8	Printing, publishing, and allied industries.....	25	6	37	240	428	213,212	491,886	809,877	857,710	3,644,160	2,786,450
9	Chemicals and allied products.....	9		14	44	250	48,034	122,026	305,262	1,923,090	5,953,694	4,030,604
13	Stone, clay, and glass products.....	7	4	8	5	69	28,417	6,815	85,124	350,154	601,964	251,810
14	Iron and steel and their products, except machinery.....	5	3	9	26	188	53,224	61,271	182,710	484,420	971,130	486,710
20	Miscellaneous industries.....	7	2	20	97	565	157,234	189,017	491,450	1,041,207	2,350,478	1,309,271
17	Machinery (except electrical).....	6	4	5	42	264						
2	Tobacco manufactures.....	2										
3	Textile-mill products and other fiber manufactures.....	2					69,980	81,537	454,374	917,537	2,706,069	1,788,532
15	Nonferrous metals and their products.....	2	4	9	7	118						
18	Automobiles and automobile equipment.....	1										
BUFFALO												
	All industries, total.....	1,034	570	1,060	7,207	45,869	\$6,353,946	\$14,072,042	\$59,930,977	\$289,533,690	\$487,517,291	\$197,982,001
15	Alloying; and rolling and drawing of nonferrous metals, except aluminum.....	3		3	153	981	( <sup>1</sup> )	( <sup>1</sup> )	( <sup>1</sup> )	( <sup>1</sup> )	( <sup>1</sup> )	( <sup>1</sup> )
1	Biscuit, crackers, and pretzels.....	4	1	4	34	509	( <sup>1</sup> )	( <sup>1</sup> )	( <sup>1</sup> )	( <sup>1</sup> )	( <sup>1</sup> )	( <sup>1</sup> )
14	Blast-furnace products.....	3			47	644	( <sup>1</sup> )	( <sup>1</sup> )	( <sup>1</sup> )	( <sup>1</sup> )	( <sup>1</sup> )	( <sup>1</sup> )
8	Books: printing without publishing.....	6	3	4	16	92	18,190	26,843	81,826	118,618	330,879	212,261
1	Bread and other bakery products (except biscuit, crackers, and pretzels).....	141	145	13	145	2,196	49,046	295,744	3,132,176	5,534,069	12,725,156	7,191,087
1	Candy and other confectionery products.....	11	7	11	17	230	58,896	26,779	178,351	855,403	1,305,352	449,949
4	Canvas products (except bags).....	5		9	7	41	20,764	13,537	40,079	93,817	195,804	101,987
9	Chemicals not elsewhere classified.....	5		4	449	1,219	( <sup>1</sup> )	( <sup>1</sup> )	( <sup>1</sup> )	( <sup>1</sup> )	( <sup>1</sup> )	( <sup>1</sup> )
2	Cigars.....	6	7			17			11,757	18,418	41,523	23,105
9	Cleaning and polishing preparations, blackings, and dressings.....	7	2	8	36	49	41,118	42,098	55,890	204,238	700,440	496,202
9	Compressed and liquefied gases—not made in petroleum refineries or in natural-gasoline plants.....	6			13	113		( <sup>1</sup> )	( <sup>1</sup> )	( <sup>1</sup> )	( <sup>1</sup> )	( <sup>1</sup> )
13	Concrete products.....	13	1	12	7	80	35,505	11,676	111,851	627,004	983,764	356,760
9	Drugs and medicines (including drug grinding).....	20	5	35	85	386	281,098	159,039	378,676	1,400,208	3,855,810	2,455,602
8	Electrotyping and stereotyping, not done in printing establishments.....	4		2	10	50	34,715	14,355	96,462	58,320	295,231	236,911
17	Elevators, escalators, and conveyors.....	3		3	47	217	( <sup>1</sup> )	( <sup>1</sup> )	( <sup>1</sup> )	( <sup>1</sup> )	( <sup>1</sup> )	( <sup>1</sup> )
8	Engraving (steel, copperplate, and wood); plate printing.....	8	7	8	6	39	18,874	13,189	59,731	49,972	201,273	151,301
1	Flavoring extracts and flavoring sirups, not elsewhere classified.....	3	8	1	2	5	( <sup>1</sup> )	( <sup>1</sup> )	( <sup>1</sup> )	( <sup>1</sup> )	( <sup>1</sup> )	( <sup>1</sup> )
1	Flour and other grain-mill products.....	9		11	222	1,554	( <sup>1</sup> )	( <sup>1</sup> )	( <sup>1</sup> )	( <sup>1</sup> )	( <sup>1</sup> )	( <sup>1</sup> )
17	Food-products machinery.....	5		8	22	173	88,078	58,317	214,922	404,765	1,039,384	634,619
8	General commercial (job) printing.....	75	59	41	158	870	149,229	277,659	1,011,628	1,950,831	4,573,750	2,622,928
14	Gray-iron and semisteel castings.....	10	2	17	61	959	122,504	103,910	1,162,572	962,743	3,221,307	2,258,564

See footnotes at end of table.

TABLE 10.—GENERAL STATISTICS FOR CITIES HAVING 100,000 OR MORE INHABITANTS, BY INDUSTRIES: 1939—  
Continued

Group No.	INDUSTRY	*Number of establishments	*Proprietors and firm members	*Salaries of officers of corporations †	*Salaries of employees †	*Wage earners (average for year) †	Salaries of officers of corporations †	Salaries of employees †	Wages	Cost of materials, supplies, fuel, purchased electric energy, and contract work	Value of products	Value added by manufacture ‡
BUFFALO—Continued												
20	Hand stamps, stencils, and brands.....	4	3	3	8	12	\$5,776	\$9,908	\$12,622	\$32,904	\$74,069	\$41,165
6	Household furniture, except upholstered <sup>b</sup> .....	10		19	27	374	93,070	44,356	442,853	826,006	1,734,610	908,604
1	Ice cream and ices.....	5	4	3	12	85	50,000	39,410	93,618	773,769	1,892,009	1,118,249
1	Ice, manufactured.....	11		13	10	60	54,038	19,794	68,011	71,971	485,260	413,289
17	Industrial machinery, not elsewhere classified.....	9	3	17	133	321	99,279	261,636	448,469	1,109,842	2,370,584	1,260,742
9	Insecticides, fungicides, and related industrial and household chemical compounds <sup>b</sup> .....	13	6	9	11	36	32,527	19,412	42,159	410,534	883,048	472,514
17	Internal-combustion engines.....	3		5	345	826	( <sup>4</sup> )	( <sup>4</sup> )	( <sup>4</sup> )	( <sup>4</sup> )	( <sup>4</sup> )	( <sup>4</sup> )
16	Jewelry (precious metals).....	15	15	7	9	173	( <sup>4</sup> )	( <sup>4</sup> )	( <sup>4</sup> )	( <sup>4</sup> )	( <sup>4</sup> )	( <sup>4</sup> )
8	Knitted outerwear (except knit gloves)—regular factories or jobbers engaging contractors.....	3		1	3	109	2,640	7,916	83,192	208,203	339,463	131,260
12	Leather gloves and mittens.....	4	7	3	2	24	13,200	1,360	22,806	74,846	81,044	6,198
8	Lithographing and photo-lithographing (including preparation of stones or plates and dry transfers).....	8	3	10	45	228	62,259	92,658	321,490	851,921	1,637,471	785,550
8	Machine and hand typesetting (including advertisement typesetting).....	5	4	1	7	29	3,305	11,426	46,260	7,636	111,499	103,863
17	Machine-shop products, not elsewhere classified.....	24	10	28	119	421	( <sup>4</sup> )	( <sup>4</sup> )	( <sup>4</sup> )	( <sup>4</sup> )	( <sup>4</sup> )	( <sup>4</sup> )
17	Machine-shop repairs <sup>a</sup> .....	15	8	14	12	102	61,006	17,746	161,513	162,851	553,874	391,023
17	Machine-tool and other metalworking-machinery accessories, metal-cutting and shaping tools, and machinists' precision tools.....	7	2	10	16	144	70,710	36,507	236,218	101,881	576,838	474,957
1	Malt.....	4		11	14	110	153,488	33,134	189,576	3,819,203	5,431,128	1,611,925
1	Malt liquors.....	8		26	111	540	( <sup>4</sup> )	( <sup>4</sup> )	( <sup>4</sup> )	( <sup>4</sup> )	( <sup>4</sup> )	( <sup>4</sup> )
6	Mattresses and bedsprings.....	8	7	4	7	65	27,580	9,611	63,450	297,394	442,412	145,018
1	Meat packing, wholesale <sup>b</sup> .....	27	19	36	135	828	143,133	136,410	784,614	13,423,913	16,470,216	3,040,303
4	Men's and boys' hats and caps (except felt and straw).....	4	3	2	1	26	2,600	1,300	16,814	42,205	88,319	46,114
4	Men's and boys' suits, coats, and overcoats (except work clothing)—made in contract factories.....	6	11		1	35		380	28,671	8,038	61,229	53,191
4	Men's and boys' suits, coats, and overcoats (except work clothing)—made in inside factories or by jobbers engaging contractors.....	11	5	17	73	1,158	85,808	139,295	1,040,485	2,107,359	3,906,031	1,798,672
13	Mirrors and other glass products made of purchased glass <sup>b</sup> .....	9	7	10	49	424	32,419	103,767	303,644	879,532	1,967,883	1,028,351
20	Models and patterns (except paper patterns) <sup>a</sup> .....	10	12	5	2	61	13,326	1,287	116,889	28,835	249,976	221,141
13	Monuments, tombstones, cut-stone, and stone products not elsewhere classified.....	3		4	10	26	16,729	22,376	33,550	31,503	142,906	111,103
18	Motor vehicles, motor-vehicle bodies, parts and accessories.....	18	8	26	582	4,835	( <sup>4</sup> )	( <sup>4</sup> )	( <sup>4</sup> )	( <sup>4</sup> )	( <sup>4</sup> )	( <sup>4</sup> )
8	Newspapers: publishing and printing.....	10	6	17	639	1,083	139,043	1,345,249	1,806,498	3,725,620	9,879,188	6,153,568
9	Nonalcoholic beverages.....	25	22	13	16	88	43,089	20,991	85,986	473,750	1,148,167	674,417
1	Paints, varnishes, and lacquers.....	6		20	65	220	236,761	147,356	319,787	2,015,170	5,003,536	2,988,306
7	Paperboard containers and boxes not elsewhere classified.....	12	2	17	80	885	121,501	149,456	872,815	1,741,679	4,106,099	2,364,420
6	Partitions, shelving, cabinet work, and office and store fixtures.....	3		8	9	22	( <sup>4</sup> )	( <sup>4</sup> )	( <sup>4</sup> )	( <sup>4</sup> )	( <sup>4</sup> )	( <sup>4</sup> )
9	Perfumes, cosmetics, and other toilet preparations.....	5		7	17	87	( <sup>4</sup> )	( <sup>4</sup> )	( <sup>4</sup> )	( <sup>4</sup> )	( <sup>4</sup> )	( <sup>4</sup> )
8	Periodicals: publishing and printing.....	4	1	4	15	45	8,497	17,082	51,076	19,628	148,155	128,527
8	Photoengraving, not done in printing establishments (including preparation of plates).....	8	7	14	19	93	69,265	34,403	203,661	73,247	539,740	466,493
5	Planing mills not operated in conjunction with sawmills.....	17	6	10	22	156	37,472	32,793	214,150	718,666	1,465,229	740,563
1	Poultry dressing and packing, wholesale.....	3	6			17			9,567	192,835	225,230	32,395
14	Power boilers and associated products.....	5		14	24	161	52,891	37,029	208,728	478,944	1,020,135	541,191
1	Prepared feeds (including mineral) for animals and fowls.....	14	5	15	152	827	( <sup>4</sup> )	( <sup>4</sup> )	( <sup>4</sup> )	( <sup>4</sup> )	( <sup>4</sup> )	( <sup>4</sup> )
9	Printing ink.....	3		3	3	8	( <sup>4</sup> )	( <sup>4</sup> )	( <sup>4</sup> )	( <sup>4</sup> )	( <sup>4</sup> )	( <sup>4</sup> )
17	Refrigerators, domestic (mechanical and absorption), refrigeration machinery and equipment, and complete air-conditioning units.....	4		8	22	159	29,518	39,819	160,675	625,485	1,200,471	574,986
1	Sausages, prepared meats, and other meat products—not made in meat-packing establishments.....	10	17	9	19	182	34,865	28,566	223,214	3,368,273	4,153,963	785,690
15	Sheet-metal work not specifically classified.....	13	7	18	11	104	45,131	17,878	159,552	307,998	658,058	350,060

See footnotes at end of table.

TABLE 10.—GENERAL STATISTICS FOR CITIES HAVING 100,000 OR MORE INHABITANTS, BY INDUSTRIES: 1939—  
Continued

Group No.	INDUSTRY	*Number of establishments	*Pro- pri- etors and firm mem- bers	*Sala- ried officers of cor- pora- tions <sup>1</sup>	*Sala- ried em- ploy- ees <sup>1</sup>	*Wage earn- ers (average for year) <sup>1</sup>	Salaries of officers of cor- pora- tions <sup>1</sup>	Salaries of em- ployees <sup>1</sup>	Wages	Cost of ma- terials, sup- plies, fuel, purchased electric energy, and contract work	Value of products	Value added by manu- facture <sup>1</sup>
BUFFALO—Continued												
9	Soybean oil, cake, and meal.....	3			28	283		( <sup>1</sup> )	( <sup>1</sup> )	( <sup>1</sup> )	( <sup>1</sup> )	( <sup>1</sup> )
14	Steel castings.....	3		7	51	303	\$34,750	\$109,285	\$358,650	\$488,287	\$1,223,898	\$735,601
14	Textile bags—not made in textile mills.....	4		4	24	380	43,440	67,209	384,598	4,452,900	5,549,450	1,096,550
14	Tools (except edge tools, machine tools, files, and saws).....	4	2	9	16	180	37,036	31,227	231,013	263,271	740,226	492,955
4	Trousers (semidress), wash suits, and washable service apparel.....	3	6	1	5	88	( <sup>1</sup> )	( <sup>1</sup> )	( <sup>1</sup> )	( <sup>1</sup> )	( <sup>1</sup> )	( <sup>1</sup> )
6	Upholstered household furniture.....	4		5	20	177	( <sup>1</sup> )	( <sup>1</sup> )	( <sup>1</sup> )	( <sup>1</sup> )	( <sup>1</sup> )	( <sup>1</sup> )
6	Window shades.....	3	1	1	1	6	2,563	858	4,879	38,350	52,633	14,283
4	Work clothing (except work shirts), sport garments (except leather), and other men's and boys' apparel, not elsewhere classified.....	4	3	4	14	177	7,030	19,812	143,845	421,255	684,199	262,944
	Other industries <sup>1</sup> .....	413	155	540	5,028	32,283	3,490,958	10,824,034	43,455,317	232,835,520	381,181,807	148,346,287
OTHER INDUSTRIES, BY INDUSTRY GROUPS <sup>1</sup>												
1	Food and kindred products.....	61	21	81	590	4,008	580,111	1,259,145	5,884,731	92,015,067	125,520,173	33,505,106
3	Textile-mill products and other fiber manufactures.....	9	3	7	66	1,607	51,035	128,126	1,572,386	1,753,899	4,542,396	2,788,497
4	Apparel and other finished products made from fabrics and similar ma- terials.....	19	11	29	103	955	159,438	173,451	613,275	1,857,642	3,712,872	1,855,230
6	Furniture and finished lumber prod- ucts.....	19	4	30	99	617	112,996	156,815	633,101	1,367,479	2,762,567	1,395,088
7	Paper and allied products.....	7		13	23	384	91,663	50,255	443,048	935,725	2,048,380	1,112,655
8	Printing, publishing, and allied indus- tries.....	15	11	11	25	82	47,562	39,492	120,006	211,200	592,164	380,964
9	Chemicals and allied products.....	33	3	25	551	1,880	140,113	1,573,410	2,969,693	14,655,031	32,959,347	18,804,316
13	Stone, clay, and glass products.....	11	7	13	22	414	97,945	57,937	498,947	1,626,812	3,133,373	1,606,561
14	Iron and steel and their products, ex- cept machinery.....	57	14	88	864	6,575	498,317	1,954,090	8,986,887	28,788,759	54,164,795	25,376,036
15	Nonferrous metals and their products.....	41	28	42	274	1,651	274,206	429,240	2,365,085	8,238,535	15,826,228	7,687,693
16	Electrical machinery.....	7		11	323	1,770	91,946	576,433	2,110,588	6,877,332	12,250,002	5,572,670
17	Machinery (except electrical).....	48	13	75	727	2,552	541,360	1,348,529	3,437,624	8,415,663	16,516,444	8,100,781
19	Transportation equipment except auto- mobiles.....	6		10	382	1,953	149,737	963,586	2,845,173	2,827,838	7,865,899	5,038,061
20	Miscellaneous industries.....	49	25	60	194	1,506	358,663	357,781	1,583,156	3,068,411	6,954,408	3,885,997
10	Products of petroleum and coal.....	3			94	595						
11	Rubber products.....	3		11	86	695						
12	Leather and leather products.....	7	7	8	23	199	295,866	1,755,744	9,391,717	60,396,127	92,232,759	31,836,632
18	Automobiles and automobile equip- ment.....	18	8	26	582	4,835						
NEW YORK CITY												
	All industries, total.....	26,651	19,430	24,471	60,182	512,666	\$118,102,210	\$118,648,859	\$632,765,662	\$2,237,744,469	\$4,108,750,275	\$1,871,005,806
10	Aircraft and parts, including aircraft engines.....	4	3	12	78	1,301	98,441	144,930	1,817,666	1,203,827	3,331,171	2,127,344
15	Alloying; and rolling and drawing of nonferrous metals, except aluminum.....	18	3	27	46	216	200,919	102,326	306,570	5,262,682	6,830,537	1,567,855
15	Aluminum products (including rolling and drawing and extruding), not else- where classified.....	12	9	13	13	164	( <sup>1</sup> )	( <sup>1</sup> )	( <sup>1</sup> )	( <sup>1</sup> )	( <sup>1</sup> )	( <sup>1</sup> )
16	Automotive electrical equipment.....	8	1	9	120	736	( <sup>1</sup> )	( <sup>1</sup> )	( <sup>1</sup> )	( <sup>1</sup> )	( <sup>1</sup> )	( <sup>1</sup> )
6	Baskets for fruits and vegetables.....	5	5			30			27,689	33,997	83,036	49,039
16	Batteries, storage and primary (dry and wet).....	5		5	32	328	( <sup>1</sup> )	( <sup>1</sup> )	( <sup>1</sup> )	( <sup>1</sup> )	( <sup>1</sup> )	( <sup>1</sup> )
4	Belts (apparel), regardless of material ..	176	162	145	162	2,846	516,801	224,193	2,931,280	6,880,921	13,388,374	6,507,453
1	Biscuit, crackers, and pretzels.....	18	5	26	168	3,824	( <sup>1</sup> )	( <sup>1</sup> )	( <sup>1</sup> )	( <sup>1</sup> )	( <sup>1</sup> )	( <sup>1</sup> )
8	Bookbinding and related industries.....	370	295	335	592	6,903	1,426,116	962,699	7,445,029	5,721,968	22,350,607	16,598,639
8	Books: printing without publishing.....	156	71	217	508	3,115	1,243,198	1,044,920	5,231,274	7,754,459	20,008,024	12,253,565
12	Books: publishing and printing.....	16	7	13	52	329	( <sup>1</sup> )	( <sup>1</sup> )	( <sup>1</sup> )	( <sup>1</sup> )	( <sup>1</sup> )	( <sup>1</sup> )
8	Boot and shoe cut stock and findings.....	44	30	45	95	945	( <sup>1</sup> )	( <sup>1</sup> )	( <sup>1</sup> )	( <sup>1</sup> )	( <sup>1</sup> )	( <sup>1</sup> )
1	Bread and other bakery products (ex- cept biscuit, crackers, and pretzels).....	1,868	1,834	543	1,015	20,500	1,909,148	2,096,765	32,079,669	64,406,424	139,833,679	75,427,255
20	Brushes.....	49	33	46	94	890	223,404	179,924	905,120	3,591,468	5,977,356	2,385,888
20	Buttons.....	146	157	99	124	2,731	( <sup>1</sup> )	( <sup>1</sup> )	( <sup>1</sup> )	( <sup>1</sup> )	( <sup>1</sup> )	( <sup>1</sup> )
1	Candy and other confectionery prod- ucts.....	115	58	128	331	5,284	( <sup>1</sup> )	( <sup>1</sup> )	( <sup>1</sup> )	( <sup>1</sup> )	( <sup>1</sup> )	( <sup>1</sup> )
1	Canned and dried fruits and vegetables (including canned soups) <sup>1</sup> .....	17	8	11	65	1,130	61,705	136,943	812,024	5,490,640	8,131,590	2,640,950
4	Canned fish, crustacea, and mollusks.....	4		7	4	20	38,553	3,470	19,946	267,960	449,151	181,171
3	Canvas products (except bags).....	34	15	44	46	310	184,629	78,853	380,067	1,213,668	2,240,578	1,026,910
	Carpets, rugs, and mats made from such materials as paper fiber, grass, lute, flax, sisal, cotton, cocoa fiber, and rags.....	6	6	5	6	45	7,300	2,639	30,683	102,062	194,169	92,107

See footnotes at end of table.

TABLE 10.—GENERAL STATISTICS FOR CITIES HAVING 100,000 OR MORE INHABITANTS, BY INDUSTRIES: 1939—  
Continued

Group No.	INDUSTRY	*Num-ber of estab-lish-ments	*Pro-prietors and firm mem-bers	*Sala-ried officers of cor-pora-tions	*Sala-ried em-ploy-ees	*Wage earners (average for year)	Salaries of officers of cor-pora-tions	Salaries of em-ploy-ees	Wages	Cost of ma-terials, sup-plies, fuel, purchased electric energy, and contract work	Value of products	Value added by manu-facture
NEW YORK CITY—Continued												
6	Caskets, coffins, burial cases, and other morticians' goods.....	30	18	15	68	693	\$58,667	\$121,177	\$972,725	\$1,792,218	\$3,578,145	\$1,785,927
1	Cheese.....	9	3	5	6	36	11,900	9,795	37,162	619,806	749,273	129,467
9	Chemicals not elsewhere classified.....	39	4	55	149	863	( <sup>1</sup> )	( <sup>1</sup> )	( <sup>1</sup> )	( <sup>1</sup> )	( <sup>1</sup> )	( <sup>1</sup> )
4	Children's and infants' wear not else-where classified—made in inside fac-tories or by jobbers engaging con-tractors.....	68	43	66	97	1,450	259,173	143,269	1,335,842	5,372,591	8,689,633	3,317,042
4	Children's coats—made in contract fac-tories.....	32	36	6	7	659	13,793	10,551	776,004	60,522	1,041,801	981,279
4	Children's coats—made in inside fac-tories or by jobbers engaging con-tractors.....	85	54	104	195	1,366	488,606	277,111	2,282,360	15,069,921	21,215,904	6,145,983
4	Children's dresses—made in contract factories.....	36	40	4	9	792	6,960	10,158	503,459	29,900	723,814	693,914
4	Children's dresses—made in inside fac-tories or by jobbers engaging con-tractors.....	99	65	134	217	2,794	759,339	383,759	2,697,314	14,698,611	22,549,948	7,851,337
13	China firing and decorating (for the trade).....	8	7	8	8	83	22,430	( <sup>1</sup> )	60,117	188,139	372,252	184,113
1	Chocolate and cocoa products.....	10	-----	8	86	828	( <sup>1</sup> )	( <sup>1</sup> )	( <sup>1</sup> )	( <sup>1</sup> )	( <sup>1</sup> )	( <sup>1</sup> )
6	Cigar boxes: wooden, part wooden.....	3	-----	8	14	154	18,066	22,655	135,050	114,778	335,731	220,953
2	Cigarettes.....	10	2	9	14	147	64,445	23,586	134,681	1,693,110	2,746,738	1,053,628
2	Cigars.....	101	94	35	58	1,511	157,051	102,064	1,114,863	1,905,674	4,015,106	2,109,432
9	Cleaning and polishing preparations, blackings, and dressings.....	84	44	82	127	715	418,612	222,424	756,292	5,197,964	12,664,993	7,467,029
4	Clothing, leather and sheep-lined.....	14	9	13	7	216	49,730	6,444	230,145	689,925	1,030,189	340,264
3	Cloth sponging and miscellaneous spe-cial finishing.....	38	10	61	51	535	( <sup>1</sup> )	( <sup>1</sup> )	( <sup>1</sup> )	( <sup>1</sup> )	( <sup>1</sup> )	( <sup>1</sup> )
7	Coated and glazed paper.....	19	5	27	70	479	214,883	133,279	559,678	3,123,929	5,223,119	2,099,190
4	Coats, suits, and skirts (except fur coats)—made in contract factories.....	619	729	222	155	13,760	497,675	212,347	16,326,511	1,846,587	23,199,797	21,353,210
4	Coats, suits, and skirts (except fur coats)—made in inside factories or by jobbers engaging contractors.....	665	397	816	1,935	11,121	4,186,853	1,617,352	19,097,215	149,319,047	203,521,925	54,202,878
17	Commercial laundry, dry-cleaning, and pressing machinery.....	10	2	14	23	138	62,376	34,167	171,802	551,696	1,107,718	556,022
10	Communication equipment.....	46	15	63	249	1,785	( <sup>1</sup> )	( <sup>1</sup> )	( <sup>1</sup> )	( <sup>1</sup> )	( <sup>1</sup> )	( <sup>1</sup> )
9	Compressed and liquefied gases—not made in petroleum refineries or in natural-gasoline plants.....	3	-----	5	72	72	12,469	114,686	149,824	825,218	675,394	675,394
13	Concrete products.....	45	20	49	49	576	213,262	92,470	953,664	5,095,126	7,626,601	2,531,475
1	Condensed and evaporated milk.....	4	-----	5	11	19	( <sup>1</sup> )	( <sup>1</sup> )	( <sup>1</sup> )	( <sup>1</sup> )	( <sup>1</sup> )	( <sup>1</sup> )
17	Construction and similar machinery (except mining and oil-field machin-ery and tools).....	5	4	2	17	42	4,200	30,666	59,033	301,166	496,626	195,460
7	Converted paper products not else-where classified.....	101	57	111	425	3,209	789,560	710,303	3,091,908	9,394,182	22,058,239	12,664,057
1	Cooking and other edible fats and oils, not elsewhere classified.....	5	-----	3	82	376	15,600	144,788	601,895	13,216,185	16,418,527	3,202,841
6	Cooperage.....	8	3	6	18	227	19,122	34,711	280,079	853,429	1,296,761	443,332
3	Cordage and twine.....	6	-----	7	60	829	35,709	154,667	897,802	2,070,223	4,571,539	2,801,316
6	Cork products.....	15	8	25	35	323	136,219	52,394	285,006	901,274	1,765,396	864,122
4	Corsets and allied garments.....	135	69	175	418	5,518	1,059,773	673,765	4,897,877	16,147,717	29,045,454	12,897,737
20	Costume jewelry and costume novelties (jewelry other than fine jewelry).....	147	139	106	182	2,126	( <sup>1</sup> )	( <sup>1</sup> )	( <sup>1</sup> )	( <sup>1</sup> )	( <sup>1</sup> )	( <sup>1</sup> )
3	Cotton broad woven goods.....	7	3	13	37	458	69,703	43,676	375,983	970,494	1,894,180	923,686
3	Cotton narrow fabrics.....	6	3	5	11	128	19,800	16,296	109,732	162,805	434,741	271,936
3	Cotton thread.....	25	19	20	43	359	114,388	60,883	301,175	3,525,648	5,022,705	1,497,057
4	Curtains, draperies, and bedspreads—contract factories.....	45	49	13	18	532	25,505	18,965	393,329	122,752	894,855	772,103
4	Curtains, draperies, and bedspreads—made in regular factories or by jobbers engaging contractors.....	114	84	93	169	2,178	479,754	229,181	1,728,895	13,353,730	18,835,359	5,481,629
14	Cutlery (except aluminum, silver, and plated cutlery) and edge tools.....	26	15	40	169	1,463	( <sup>1</sup> )	( <sup>1</sup> )	( <sup>1</sup> )	( <sup>1</sup> )	( <sup>1</sup> )	( <sup>1</sup> )
20	Dental equipment and supplies.....	26	17	24	110	698	( <sup>1</sup> )	( <sup>1</sup> )	( <sup>1</sup> )	( <sup>1</sup> )	( <sup>1</sup> )	( <sup>1</sup> )
7	Die-cut paper and paperboard, and converted cardboard.....	30	13	38	98	667	187,259	219,861	801,754	2,859,776	5,352,372	2,492,696
20	Dolls (except rubber).....	71	49	74	124	1,822	246,273	183,426	1,836,687	5,076,118	9,084,870	3,958,752
14	Doors, window sash, frames, molding, and trim (made of metal).....	76	33	118	211	1,556	544,354	382,261	2,245,758	3,908,367	9,298,628	5,390,261
9	Drugs and medicines (including drug grinding).....	147	37	190	618	2,279	991,351	1,209,286	2,609,929	13,397,234	38,538,786	25,141,552
3	Dyeing and finishing cotton, rayon, silk, and linen textiles.....	94	48	141	151	2,259	603,096	291,193	2,679,684	2,810,035	8,946,940	6,136,905
3	Dyeing and finishing woolen and worsted.....	9	7	13	18	310	91,070	44,261	326,602	444,798	1,337,410	892,612

See footnotes at end of table.

## CENSUS OF MANUFACTURES: 1939

TABLE 10.—GENERAL STATISTICS FOR CITIES HAVING 100,000 OR MORE INHABITANTS, BY INDUSTRIES: 1939—  
Continued

Group No.	INDUSTRY	*Number of establishments	*Pro-prietors and firm members	*Sala-ried officers of cor-pora-tions <sup>1</sup>	*Sala-ried em-ploy-ees <sup>1</sup>	*Wage earners (average for year) <sup>2</sup>	Salaries of officers of cor-pora-tions <sup>1</sup>	Salaries of em-ployees <sup>1</sup>	Wages	Cost of ma-terials, sup-plies, fuel, purchased electric energy, and contract work	Value of products	Value added by manu-facture <sup>3</sup>
NEW YORK CITY—Continued												
16	Electrical appliances.....	13	6	13	23	158	( <sup>4</sup> )	( <sup>4</sup> )	( <sup>4</sup> )	( <sup>4</sup> )	( <sup>4</sup> )	( <sup>4</sup> )
15	Electroplating, plating, and polishing <sup>5</sup> .....	115	114	77	74	1,209	\$248,311	\$108,399	\$1,360,332	\$872,635	\$3,820,315	\$2,947,080
8	Electrotyping and stereotyping, not done in printing establishments.....	41	8	68	211	1,111	( <sup>4</sup> )	( <sup>4</sup> )	( <sup>4</sup> )	( <sup>4</sup> )	( <sup>4</sup> )	( <sup>4</sup> )
17	Elevators, escalators, and conveyors.....	13	3	29	13	214	135,563	18,518	350,357	681,289	1,966,590	1,285,301
4	Embroideries, other than Schiffli-machine products—contract factories.....	246	263	93	82	3,051	255,633	110,031	2,506,502	1,285,583	6,203,037	4,977,454
4	Embroideries: Schiffli-machine products.....	37	31	26	15	268	77,757	28,811	245,735	665,194	1,421,729	756,535
14	Enameled-iron sanitary ware and other plumbers' supplies (not including pipe and vitreous and semivitreous china sanitary ware <sup>6</sup> ).....	30	19	29	41	499	128,117	66,425	608,650	2,171,037	3,685,311	1,513,374
15	Engraving on metal (except for printing purposes) <sup>7</sup> .....	29	34	12	83	872	99,626	153,658	1,004,693	1,232,687	3,620,890	2,368,203
8	Engraving (steel, copperplate, and wood); plate printing.....	94	75	67	209	1,352	224,056	497,485	2,162,477	1,242,511	5,713,885	4,471,374
7	Envelopes <sup>8</sup> .....	34	11	47	122	1,259	297,559	103,413	1,456,288	3,530,442	7,219,296	3,679,854
20	Fabricated plastic products, not elsewhere classified.....	38	15	46	45	748	240,645	79,862	603,666	2,002,138	3,747,686	1,745,548
14	Fabricated structural steel and ornamental metal work, made in plants not operated in connection with rolling mills.....	164	88	211	253	2,056	826,984	455,526	3,102,876	7,210,142	14,680,300	7,479,248
20	Feathers, plumes, and artificial flowers.....	238	214	164	209	4,681	600,167	248,068	3,348,392	5,306,286	12,930,625	7,624,339
7	Fiber cans, tubes, and similar products.....	15	6	18	29	394	104,009	64,733	318,311	675,115	1,804,060	828,945
3	Finishing of men's and boys' hats of fur-felt, wool-felt, and straw.....	55	33	61	97	1,580	305,750	155,522	1,738,700	7,447,044	11,205,989	3,758,945
1	Flavoring extracts and flavoring sirups, not elsewhere classified.....	94	38	110	149	556	( <sup>4</sup> )	( <sup>4</sup> )	( <sup>4</sup> )	( <sup>4</sup> )	( <sup>4</sup> )	( <sup>4</sup> )
1	Food preparations, not elsewhere classified.....	73	34	92	194	1,424	610,521	315,108	1,365,480	15,541,763	24,528,664	8,986,901
17	Food-products machinery.....	25	14	37	384	1,025	345,066	854,848	1,680,320	1,832,088	6,994,053	5,161,965
12	Footwear (except rubber).....	146	50	269	584	9,808	1,185,803	935,399	10,074,031	15,974,359	32,050,020	16,975,661
14	Forgings, iron and steel—made in plants not operated in connection with rolling mills.....	4	3	6	7	58	( <sup>4</sup> )	( <sup>4</sup> )	( <sup>4</sup> )	( <sup>4</sup> )	( <sup>4</sup> )	( <sup>4</sup> )
4	Fur coats and other fur garments, accessories, and trimmings.....	1,832	2,058	1,453	936	10,872	4,857,607	1,581,155	20,386,921	98,306,696	150,082,842	52,376,146
20	Furs, dressed and dyed.....	96	65	165	125	2,236	( <sup>4</sup> )	( <sup>4</sup> )	( <sup>4</sup> )	( <sup>4</sup> )	( <sup>4</sup> )	( <sup>4</sup> )
20	Games and toys (except dolls and children's vehicles).....	100	77	84	154	2,046	( <sup>4</sup> )	( <sup>4</sup> )	( <sup>4</sup> )	( <sup>4</sup> )	( <sup>4</sup> )	( <sup>4</sup> )
8	General commercial (job) printing.....	1,415	1,053	1,223	1,928	13,268	5,471,360	3,372,671	20,093,375	29,333,574	80,131,125	50,797,551
16	Generating, distribution, and industrial apparatus, and apparatus for incorporation in manufactured products, not elsewhere classified.....	43	18	57	469	1,898	( <sup>4</sup> )	( <sup>4</sup> )	( <sup>4</sup> )	( <sup>4</sup> )	( <sup>4</sup> )	( <sup>4</sup> )
9	Glue and gelatin.....	8	1	8	21	141	( <sup>4</sup> )	( <sup>4</sup> )	( <sup>4</sup> )	( <sup>4</sup> )	( <sup>4</sup> )	( <sup>4</sup> )
15	Gold and silver leaf and foil <sup>9</sup> .....	8	9	4	3	114	41,740	15,860	105,023	324,109	573,017	248,908
8	Gravure, rotogravure, and rotary photo-gravure (including preparation of plates).....	7	-----	16	80	560	112,190	243,874	1,324,527	1,560,983	4,250,136	2,689,153
14	Gray-iron and semisteel castings.....	10	9	10	22	589	44,829	57,289	863,672	702,554	1,966,059	1,263,505
9	Grease and tallow (except lubricating greases).....	7	8	6	89	400	68,860	156,147	695,078	3,570,433	5,478,939	1,908,806
8	Greeting cards (except hand-painted).....	33	22	37	240	1,674	( <sup>4</sup> )	( <sup>4</sup> )	( <sup>4</sup> )	( <sup>4</sup> )	( <sup>4</sup> )	( <sup>4</sup> )
20	Hair work <sup>10</sup> .....	28	27	16	11	224	36,283	12,858	183,144	295,100	736,931	441,831
4	Handkerchiefs—made in contract factories.....	6	6	2	-----	63	( <sup>4</sup> )	( <sup>4</sup> )	( <sup>4</sup> )	( <sup>4</sup> )	( <sup>4</sup> )	( <sup>4</sup> )
20	Hand stamps, stencils, and brands.....	42	24	50	56	328	156,576	74,484	405,076	589,030	1,068,860	1,079,830
14	Hardware not elsewhere classified.....	56	24	69	161	1,556	( <sup>4</sup> )	( <sup>4</sup> )	( <sup>4</sup> )	( <sup>4</sup> )	( <sup>4</sup> )	( <sup>4</sup> )
4	Hat and cap materials; trimmings, etc. <sup>11</sup> .....	50	33	41	52	738	160,638	71,677	688,407	2,826,902	4,376,979	1,550,077
3	Hats, straw.....	6	-----	10	11	267	38,086	19,311	282,650	488,529	1,095,289	606,760
14	Heating and cooking apparatus, except electric, not elsewhere classified.....	23	12	18	21	122	( <sup>4</sup> )	( <sup>4</sup> )	( <sup>4</sup> )	( <sup>4</sup> )	( <sup>4</sup> )	( <sup>4</sup> )
3	Hosiery—full-fashioned.....	11	2	14	149	2,315	91,840	269,012	2,522,504	1,791,226	6,433,907	4,642,681
3	Hosiery—seamless.....	7	5	10	6	156	( <sup>4</sup> )	( <sup>4</sup> )	( <sup>4</sup> )	( <sup>4</sup> )	( <sup>4</sup> )	( <sup>4</sup> )
4	House dresses, uniforms, and aprons—made in contract factories.....	100	111	14	20	2,724	22,729	26,354	1,746,751	141,771	2,501,700	2,359,929
4	House dresses, uniforms, and aprons—made in inside factories or by jobbers engaging contractors.....	142	132	118	224	2,886	540,793	300,297	2,606,312	20,638,562	27,795,175	7,150,613
4	Housefurnishings (except curtains, draperies, and bedspreads).....	174	146	117	214	2,786	491,699	294,525	2,442,054	14,493,066	21,822,710	7,329,644
6	Household furniture, except upholstered.....	225	152	252	233	2,881	807,315	370,439	3,463,537	6,459,455	14,593,768	8,134,313
1	Ice cream and ices.....	70	29	62	160	1,261	285,634	288,433	1,552,485	13,735,603	26,251,897	12,516,294

See footnotes at end of table.

TABLE 10.—GENERAL STATISTICS FOR CITIES HAVING 100,000 OR MORE INHABITANTS, BY INDUSTRIES: 1939—  
Continued

Group No.	INDUSTRY	*Num-ber of estab-lish-ments	*Pro-prietors and firm mem-bers	*Sala-ried officers of cor-pora-tions <sup>1</sup>	*Sala-ried em-ploy-ees <sup>1</sup>	*Wage earners (average for year) <sup>1</sup>	Salaries of officers of cor-pora-tions <sup>1</sup>	Salaries of em-ployees <sup>1</sup>	Wages	Cost of ma-terials, sup-plies, fuel, purchased electric energy, and contract work	Value of products	Value added by manu-facture <sup>2</sup>
NEW YORK CITY—Continued												
1	Ice, manufactured.....	60	1	39	91	750	( <sup>4</sup> )	( <sup>4</sup> )	( <sup>4</sup> )	( <sup>4</sup> )	( <sup>4</sup> )	( <sup>4</sup> )
12	Industrial leather belting and packing leather.....	25	10	26	23	90	( <sup>4</sup> )	( <sup>4</sup> )	( <sup>4</sup> )	( <sup>4</sup> )	( <sup>4</sup> )	( <sup>4</sup> )
17	Industrial machinery, not elsewhere classified.....	53	13	90	162	769	\$462,888	\$318,060	\$1,095,548	\$1,690,857	\$5,162,359	\$3,471,502
9	Insecticides, fungicides, and related industrial and household chemical compounds.....	92	23	103	171	647	409,025	390,629	675,630	5,663,297	12,824,256	7,160,959
16	Insulated wire and cable.....	12	7	13	60	724	( <sup>4</sup> )	( <sup>4</sup> )	( <sup>4</sup> )	( <sup>4</sup> )	( <sup>4</sup> )	( <sup>4</sup> )
15	Jewelers' findings and materials.....	12	8	13	18	193	92,052	39,657	255,548	1,806,680	2,648,852	842,172
20	Jewelry cases and instrument cases.....	57	47	40	102	1,335	( <sup>4</sup> )	( <sup>4</sup> )	( <sup>4</sup> )	( <sup>4</sup> )	( <sup>4</sup> )	( <sup>4</sup> )
15	Jewelry (precious metals).....	383	361	230	352	2,359	982,225	564,568	3,625,768	12,967,060	23,546,910	10,549,850
3	Knitted cloth.....	88	54	77	95	956	344,277	177,534	972,983	7,768,877	10,947,559	3,178,682
3	Knitted outerwear (except knit gloves)—contract factories.....	182	106	68	21	2,500	( <sup>4</sup> )	( <sup>4</sup> )	( <sup>4</sup> )	( <sup>4</sup> )	( <sup>4</sup> )	( <sup>4</sup> )
3	Knitted outerwear (except knit gloves)—regular factories or jobbers engaging contractors.....	187	131	206	219	3,312	976,452	351,193	3,294,205	24,566,052	35,677,937	11,111,885
3	Knitted underwear.....	9	7	15	20	317	60,749	34,347	272,344	1,127,794	1,785,226	657,432
3	Lace goods.....	8	6	5	15	345	( <sup>4</sup> )	( <sup>4</sup> )	( <sup>4</sup> )	( <sup>4</sup> )	( <sup>4</sup> )	( <sup>4</sup> )
20	Lamp shades.....	73	50	61	47	755	192,485	62,005	595,312	1,432,773	2,971,265	1,538,492
15	Lapidary work.....	63	99	6	9	150	17,605	9,803	273,510	3,045,829	4,035,690	989,861
6	Lasts and related products.....	7	4	7	18	231	30,813	37,465	330,202	265,037	1,104,757	839,720
12	Leather goods not elsewhere classified.....	71	73	42	50	856	193,602	73,083	741,126	1,896,888	3,759,885	1,862,997
12	Leather: tanned, curried, and finished—contract factories.....	4	3	5	-----	39	10,619	-----	32,952	12,164	80,107	67,943
12	Leather: tanned, curried, and finished—regular factories or jobbers engaging contractors.....	10	4	13	5	108	21,910	8,256	123,493	458,691	798,245	339,554
15	Lighting fixtures.....	178	96	225	325	2,989	1,110,115	516,771	3,252,491	11,505,596	22,056,953	10,551,357
8	Lithographing and photo-lithographing (including preparation of stones or plates and dry transfers).....	174	39	319	872	5,622	2,069,569	1,905,876	9,051,161	13,113,147	36,236,137	23,122,090
9	Lubricating oils and greases—not made in petroleum refineries.....	4	-----	6	10	21	36,353	24,349	34,339	313,477	588,403	274,926
1	Macaroni, spaghetti, vermicelli, and noodles.....	66	82	58	78	1,355	329,945	131,745	1,478,291	6,654,119	11,850,859	5,196,740
8	Machine and hand typesetting (including advertisement typesetting).....	160	113	173	243	1,762	756,548	436,557	2,903,079	1,010,358	7,478,193	6,467,835
17	Machine-shop products, not elsewhere classified.....	144	85	129	255	1,860	683,182	402,267	2,388,362	5,505,360	12,399,504	6,894,144
17	Machine-shop repairs.....	70	53	51	49	412	143,962	82,762	670,595	539,031	2,105,122	1,566,091
17	Machine-tool and other metalworking—machinery accessories, metal-cutting and shaping tools, and machinists' precision tools.....	73	53	56	52	621	256,810	84,799	923,321	740,333	2,892,381	2,152,048
1	Malt liquors.....	22	-----	63	351	2,407	812,807	868,588	5,101,178	15,678,648	58,703,356	43,024,708
6	Mattresses and bedsprings.....	132	117	79	142	1,403	298,983	248,084	1,731,963	5,768,511	10,856,017	4,587,506
17	Measuring instruments, mechanical (except electrical measuring instruments, watches, and clocks).....	7	-----	12	93	888	66,544	224,139	1,299,808	1,247,725	5,092,470	4,444,754
1	Meat packing, wholesale.....	39	11	57	524	3,960	364,718	1,132,325	6,573,509	101,681,211	119,291,496	17,710,285
17	Mechanical power-transmission equipment.....	11	3	15	16	151	40,984	32,679	202,274	250,380	735,715	485,335
4	Men's and boys' hats and caps (except felt and straw).....	93	120	39	32	949	( <sup>4</sup> )	( <sup>4</sup> )	( <sup>4</sup> )	( <sup>4</sup> )	( <sup>4</sup> )	( <sup>4</sup> )
4	Men's and boys' shirts (except work shirts), collars, and nightwear—made in contract factories.....	19	19	7	14	708	20,657	18,861	450,904	76,611	736,930	660,319
4	Men's and boys' shirts (except work shirts), collars, and nightwear—made in inside factories or by jobbers engaging contractors.....	117	66	105	122	1,276	460,145	172,997	1,875,179	13,393,420	18,579,121	5,185,701
4	Men's and boys' suits, coats, and overcoats (except work clothing)—made in contract factories.....	443	557	235	190	19,030	603,170	254,338	18,709,436	1,037,591	24,659,647	23,622,056
4	Men's and boys' suits, coats, and overcoats (except work clothing)—made in inside factories or by jobbers engaging contractors.....	508	438	579	809	10,920	2,892,116	1,494,863	16,299,748	134,588,594	183,316,007	48,727,413
4	Men's neckwear—made in inside factories or by jobbers engaging contractors.....	165	106	86	148	2,151	446,368	209,246	2,106,346	9,713,668	15,419,743	5,706,075
17	Metalworking machinery and equipment, not elsewhere classified.....	8	2	10	34	704	( <sup>4</sup> )	( <sup>4</sup> )	( <sup>4</sup> )	( <sup>4</sup> )	( <sup>4</sup> )	( <sup>4</sup> )
4	Millinery.....	682	425	717	834	12,098	2,765,746	1,415,923	15,594,141	26,924,846	61,568,375	34,643,529

See footnotes at end of table.

## CENSUS OF MANUFACTURES: 1939

TABLE 10.—GENERAL STATISTICS FOR CITIES HAVING 100,000 OR MORE INHABITANTS, BY INDUSTRIES: 1939—  
Continued

Group No.	INDUSTRY	*Number of establishments	*Proprietors and firm members	*Salaried officers of corporations <sup>1</sup>	*Salaried employees <sup>1</sup>	*Wage earners (average for year) <sup>1</sup>	Salaries of officers of corporations <sup>1</sup>	Salaries of employees <sup>1</sup>	Wages	Cost of materials, supplies, fuel, purchased electric energy, and contract work	Value of products	Value added by manufacture <sup>1</sup>
NEW YORK CITY—Continued												
13	Minerals and earths, ground or otherwise treated	10	2	13	26	479	\$93,448	\$47,648	\$382,332	\$1,061,779	\$2,240,481	\$1,178,702
6	Mirror frames and picture frames	68	46	60	54	821	188,956	72,810	804,041	1,805,096	3,796,340	1,991,244
13	Mirrors and other glass products made of purchased glass	148	109	153	136	1,621	500,333	198,525	1,770,224	3,136,117	7,289,755	4,153,638
20	Miscellaneous fabricated products not elsewhere classified	232	165	186	259	4,031	728,087	389,163	3,352,685	7,230,379	15,632,509	8,402,190
4	Miscellaneous fabricated textile products not elsewhere classified	93	78	59	98	1,038	299,385	147,530	842,641	4,299,706	7,454,645	3,154,939
20	Models and patterns (except paper patterns)	93	59	105	81	915	417,772	137,351	1,208,812	1,016,967	3,922,027	2,905,090
13	Monuments, tombstones, cut-stone, and stone products not elsewhere classified	116	49	125	91	926	337,265	162,629	1,603,698	2,940,270	7,270,443	4,330,173
18	Motor vehicles, motor-vehicle bodies, parts and accessories	63	33	81	118	1,284	( <sup>1</sup> )	( <sup>1</sup> )	( <sup>1</sup> )	( <sup>1</sup> )	( <sup>1</sup> )	( <sup>1</sup> )
20	Needles, pins, hooks and eyes, and slide and snap fasteners	15	4	20	92	1,614	186,633	192,458	1,788,705	2,508,073	5,884,022	3,375,940
8	Newspapers: publishing and printing	79	16	95	6,155	8,538	1,210,167	17,884,654	18,537,005	39,427,016	114,885,206	75,458,190
8	Newspapers: publishing without printing	29	5	22	201	37	58,668	236,765	56,027	605,236	1,271,459	666,223
1	Nonalcoholic beverages	133	71	140	106	1,053	403,502	214,327	1,537,710	7,478,693	16,335,194	8,856,501
15	Nonferrous-metal foundries (except aluminum)	37	25	36	10	263	118,103	17,556	360,879	640,655	1,408,067	767,412
15	Nonferrous-metal products not elsewhere classified	90	43	106	256	1,743	419,554	502,176	2,217,530	3,723,148	9,687,305	5,964,157
17	Office and store machines, not elsewhere classified	25	7	40	75	598	236,733	146,440	711,415	979,114	2,980,184	2,001,070
6	Office furniture	20	5	30	42	455	( <sup>1</sup> )	( <sup>1</sup> )	( <sup>1</sup> )	( <sup>1</sup> )	( <sup>1</sup> )	( <sup>1</sup> )
14	Oil burners, domestic and industrial	17	2	22	52	154	68,003	81,453	220,528	1,030,993	1,940,076	900,083
20	Ophthalmic goods: lenses and fittings	22	10	35	46	571	( <sup>1</sup> )	( <sup>1</sup> )	( <sup>1</sup> )	( <sup>1</sup> )	( <sup>1</sup> )	( <sup>1</sup> )
20	Optical instruments and lenses	7	1	13	19	112	72,569	62,150	152,633	128,574	564,810	436,236
9	Paints, varnishes, and lacquers	142	32	190	424	2,248	1,232,449	887,751	3,256,710	23,774,800	42,294,445	18,519,636
7	Paper bags, except those made in paper mills	19	7	25	64	1,454	313,064	179,276	1,582,061	8,376,378	14,389,188	6,012,810
7	Paperboard containers and boxes not elsewhere classified	225	85	385	539	7,484	2,141,885	970,677	7,334,567	20,993,168	40,054,223	19,061,055
17	Paper-mill, pulp-mill, and paper-products machinery	9	3	22	134	721	219,935	312,695	995,467	1,141,593	3,950,670	2,809,077
6	Partitions, shelving, cabinet work, and office and store fixtures	167	113	175	153	1,515	615,698	269,038	2,166,090	4,558,268	10,037,836	5,479,566
20	Pencils (except mechanical) and crayons	11	4	18	212	1,296	163,522	445,559	1,212,978	2,409,458	5,108,774	2,669,316
20	Pens, mechanical pencils, and pen points	25	20	20	34	410	119,734	43,661	409,019	1,058,394	2,149,243	1,090,849
9	Perfumes, cosmetics, and other toilet preparations	175	32	202	460	3,495	1,179,847	779,386	3,213,651	16,852,994	37,319,028	20,466,034
8	Periodicals: publishing and printing	40	6	80	1,255	1,871	667,210	2,500,512	3,268,218	5,047,899	22,540,421	17,498,522
8	Periodicals: publishing without printing	541	78	756	6,708	98	5,551,562	13,679,922	174,538	72,595,500	162,041,967	89,446,458
10	Petroleum refining	4			122	608		( <sup>1</sup> )	( <sup>1</sup> )	( <sup>1</sup> )	( <sup>1</sup> )	( <sup>1</sup> )
8	Photoengraving, not done in printing establishments (including preparation of plates)	84	19	197	306	2,328	1,154,131	694,360	6,898,882	1,838,229	15,010,649	13,172,420
1	Pickled fruits and vegetables and vegetable sauces and seasonings	31	16	44	62	361	195,654	133,837	330,370	2,702,722	5,329,206	2,626,484
5	Planing mills not operated in conjunction with sawmills	119	59	131	92	1,268	444,922	169,664	1,775,461	5,010,601	9,557,918	4,547,317
9	Plastic materials	3		6	10	82	( <sup>1</sup> )	( <sup>1</sup> )	( <sup>1</sup> )	( <sup>1</sup> )	( <sup>1</sup> )	( <sup>1</sup> )
14	Power boilers and associated products	16	6	20	22	171	80,016	44,165	203,096	987,651	1,827,504	639,853
1	Prepared feeds (including mineral) for animals and fowls	20	7	22	38	330	132,495	95,124	410,127	2,639,717	5,495,021	2,855,304
1	Preserves, jams, jellies, and fruit butters	19	5	27	26	220	119,857	43,207	219,061	2,690,848	3,463,027	872,179
9	Printing ink	42	6	58	255	701	( <sup>1</sup> )	( <sup>1</sup> )	( <sup>1</sup> )	( <sup>1</sup> )	( <sup>1</sup> )	( <sup>1</sup> )
17	Printing-trades machinery and equipment	38	11	44	608	2,263	320,883	1,160,637	3,860,262	3,182,249	13,655,407	10,473,158
3	Processed waste and recovered wool fibers—regular factories or jobbers engaging contractors	4	1	5	11	206	( <sup>1</sup> )	( <sup>1</sup> )	( <sup>1</sup> )	( <sup>1</sup> )	( <sup>1</sup> )	( <sup>1</sup> )
20	Professional and scientific instruments (except surgical and dental)	60	46	66	1,259	3,710	( <sup>1</sup> )	( <sup>1</sup> )	( <sup>1</sup> )	( <sup>1</sup> )	( <sup>1</sup> )	( <sup>1</sup> )
6	Public-building furniture	10	4	12	26	307	52,550	35,499	443,079	680,820	1,812,133	1,131,313
17	Pumping equipment and air compressors	15	6	24	35	118	75,060	55,255	166,907	392,179	938,228	546,059
16	Radios, radio tubes, and phonographs	57	24	69	502	2,270	505,329	892,035	2,362,553	13,667,170	22,185,470	8,518,300
4	Raincoats and other waterproof garments (except oiled cotton)	35	21	34	64	677	130,310	108,246	701,677	3,584,226	5,834,223	1,749,997

See footnotes at end of table.



TABLE 10.—GENERAL STATISTICS FOR CITIES HAVING 100,000 OR MORE INHABITANTS, BY INDUSTRIES: 1939—  
Continued

Group No.	INDUSTRY	*Number of establishments	*Pro-prietors and firm members	*Sala-ried officers of cor-pora-tions <sup>1</sup>	*Sala-ried em-ploy-ees <sup>1</sup>	*Wage earners (average for year) <sup>2</sup>	Salaries of officers of corporations <sup>1</sup>	Salaries of em-ployees <sup>1</sup>	Wages	Cost of ma-terials, sup-plies, fuel, purchased electric energy, and contract work	Value of products	Value added by manu-facture <sup>3</sup>
NEW YORK CITY—Continued												
3	Rayon broad woven goods—regular factories or jobbers engaging contractors	4	1	4	1	33	( <sup>4</sup> )	( <sup>4</sup> )	( <sup>4</sup> )	( <sup>4</sup> )	( <sup>4</sup> )	( <sup>4</sup> )
3	Rayon narrow fabrics	33	22	34	48	917	( <sup>4</sup> )	( <sup>4</sup> )	( <sup>4</sup> )	( <sup>4</sup> )	( <sup>4</sup> )	( <sup>4</sup> )
17	Refrigerators, domestic (mechanical and absorption), refrigeration machinery and equipment, and complete air-conditioning units	38	27	35	34	399	\$99,764	\$50,069	\$511,819	\$1,456,652	\$2,746,278	\$1,289,626
4	Robes, lounging garments, and dressing gowns	174	151	145	321	3,811	620,708	491,940	3,328,781	18,038,703	26,959,775	8,921,072
10	Roofing, built-up and roll; asphalt shingles; roof coating (except paint)	4	1	2	4	22	3,900	7,594	16,870	112,564	151,212	38,648
11	Rubber products not elsewhere classified	52	21	60	294	2,538	350,939	601,770	2,399,795	8,018,038	15,360,847	7,342,809
1	Salad dressings	9	2	5	44	296	( <sup>4</sup> )	( <sup>4</sup> )	( <sup>4</sup> )	( <sup>4</sup> )	( <sup>4</sup> )	( <sup>4</sup> )
1	Sausage casings—not made in meat-packing establishments	8	2	6	11	140	32,700	20,564	113,347	730,920	1,018,341	287,421
1	Sausages, prepared meats, and other meat products—not made in meat-packing establishments	97	68	74	97	862	( <sup>4</sup> )	( <sup>4</sup> )	( <sup>4</sup> )	( <sup>4</sup> )	( <sup>4</sup> )	( <sup>4</sup> )
17	Scales and balances	5	2	4	44	395	( <sup>4</sup> )	( <sup>4</sup> )	( <sup>4</sup> )	( <sup>4</sup> )	( <sup>4</sup> )	( <sup>4</sup> )
14	Screw-machine products and wood screws	22	14	26	53	659	( <sup>4</sup> )	( <sup>4</sup> )	( <sup>4</sup> )	( <sup>4</sup> )	( <sup>4</sup> )	( <sup>4</sup> )
15	Secondary smelting and refining, gold, silver, and platinum	19	12	13	28	93	87,403	50,964	148,785	20,165,738	21,026,954	861,216
15	Secondary smelting and refining of nonferrous metals, not elsewhere classified	6	5	10	24	305	42,312	71,251	475,541	7,534,567	9,269,659	1,735,092
15	Sheet-metal work not specifically classified	96	47	96	89	1,026	322,048	144,833	1,413,960	2,903,458	6,270,953	3,376,495
19	Shipbuilding and ship repairing	41	3	78	620	6,637	864,067	1,625,072	11,498,292	9,665,238	30,398,738	20,733,506
20	Signs, advertising displays, and advertising novelties	257	195	201	286	2,708	914,183	434,713	3,606,222	5,383,118	14,495,920	9,112,802
3	Silk broad woven goods—regular factories or jobbers engaging contractors	5	4	5	18	306	( <sup>4</sup> )	( <sup>4</sup> )	( <sup>4</sup> )	( <sup>4</sup> )	( <sup>4</sup> )	( <sup>4</sup> )
3	Silk narrow fabrics	18	8	20	19	327	56,551	29,152	315,433	518,455	1,371,375	852,020
15	Silverware and plated ware	42	29	59	51	1,031	( <sup>4</sup> )	( <sup>4</sup> )	( <sup>4</sup> )	( <sup>4</sup> )	( <sup>4</sup> )	( <sup>4</sup> )
12	Small leather goods	51	43	39	22	564	180,759	30,442	474,325	2,163,931	3,500,168	1,336,237
9	Soap and glycerin	35	8	45	318	1,496	( <sup>4</sup> )	( <sup>4</sup> )	( <sup>4</sup> )	( <sup>4</sup> )	( <sup>4</sup> )	( <sup>4</sup> )
17	Special-industry machinery, not elsewhere classified	17	9	19	27	178	93,515	45,776	272,992	371,111	1,104,618	733,507
20	Sporting and athletic goods not elsewhere classified	20	16	14	40	251	25,845	61,160	285,969	719,777	1,449,518	729,741
13	Stamped and pressed metal products (except automobile stampings)	103	44	153	390	3,385	756,009	665,114	3,869,740	8,923,343	18,757,002	9,834,259
13	Statuary and art goods (except stone and concrete)—factory production	32	29	19	14	296	106,430	18,510	419,345	268,309	1,140,280	1,871,071
13	Steam and other packing; pipe and boiler covering	22	13	17	29	158	90,106	47,131	182,689	716,049	1,473,916	757,867
14	Steam fittings, regardless of material	10	2	15	23	85	53,743	40,014	108,064	248,057	654,311	406,264
14	Stoves, ranges, water heaters, and hot-air furnaces (except electric)	13	2	29	80	646	( <sup>4</sup> )	( <sup>4</sup> )	( <sup>4</sup> )	( <sup>4</sup> )	( <sup>4</sup> )	( <sup>4</sup> )
12	Suitcases, brief cases, bags, trunks, and other luggage	106	78	112	67	1,257	333,580	87,554	1,295,258	3,473,281	6,424,431	2,951,150
20	Surgical supplies and equipment not elsewhere classified; orthopedic appliances	59	36	53	88	766	( <sup>4</sup> )	( <sup>4</sup> )	( <sup>4</sup> )	( <sup>4</sup> )	( <sup>4</sup> )	( <sup>4</sup> )
13	Tableware, pressed or blown glass, and glassware not elsewhere classified	5	2	9	21	293	( <sup>4</sup> )	( <sup>4</sup> )	( <sup>4</sup> )	( <sup>4</sup> )	( <sup>4</sup> )	( <sup>4</sup> )
9	Tanning materials, natural dyestuffs, mordants, assistants, and sizes	11	3	15	35	102	( <sup>4</sup> )	( <sup>4</sup> )	( <sup>4</sup> )	( <sup>4</sup> )	( <sup>4</sup> )	( <sup>4</sup> )
4	Textile bags—not made in textile mills	28	16	33	80	1,200	307,209	171,505	1,046,588	6,267,473	9,325,007	3,057,534
17	Textile machinery	21	6	25	21	228	69,621	41,534	290,173	348,091	1,082,280	733,289
14	Tin cans and other tinware not elsewhere classified	34	10	45	297	2,644	( <sup>4</sup> )	( <sup>4</sup> )	( <sup>4</sup> )	( <sup>4</sup> )	( <sup>4</sup> )	( <sup>4</sup> )
2	Tobacco (chewing and smoking) and snuff	7	3	4	6	77	10,484	4,377	51,235	168,716	305,625	136,909
14	Tools (except edge tools, machine tools, files, and saws)	24	18	19	22	148	80,644	32,056	148,867	499,667	1,053,072	553,405
4	Trimblings (not made in textile mills), stamped art goods, and art needlework—contract factories	306	305	200	137	4,451	704,160	193,708	4,427,333	1,445,515	10,188,922	8,743,407
4	Trimblings (not made in textile mills), stamped art goods, and art needlework—made in regular factories or by jobbers engaging contractors	147	124	109	155	1,769	( <sup>4</sup> )	( <sup>4</sup> )	( <sup>4</sup> )	( <sup>4</sup> )	( <sup>4</sup> )	( <sup>4</sup> )
4	Trousers (semidress), wash suits, and washable service apparel	60	47	51	53	1,469	203,993	104,297	1,535,693	4,558,680	8,010,402	3,451,722
20	Umbrellas, parasols, and canes	55	54	35	42	843	141,652	65,935	688,149	3,068,129	4,617,244	1,549,115
6	Upholstered household furniture	127	67	177	158	2,232	878,066	241,008	698,569	7,010,140	13,469,281	6,399,141
17	Vending, amusement, and other coin-operated machines	5	1	7	26	175	58,240	52,414	178,588	425,402	921,327	495,925
6	Venetian blinds	45	37	40	35	482	( <sup>4</sup> )	( <sup>4</sup> )	( <sup>4</sup> )	( <sup>4</sup> )	( <sup>4</sup> )	( <sup>4</sup> )
13	Wallboard and wall plaster (except gypsum), building insulation (except mineral wool), and floor composition	12	4	15	20	135	60,686	34,810	157,215	462,985	1,001,786	538,801

See footnotes at end of table.

## CENSUS OF MANUFACTURES: 1939

TABLE 10.—GENERAL STATISTICS FOR CITIES HAVING 100,000 OR MORE INHABITANTS, BY INDUSTRIES: 1939—  
Continued

Group No.	INDUSTRY	*Number of establishments	*Proprietors and firm members	*Salaried officers of corporations <sup>1</sup>	*Salaried employees <sup>1</sup>	*Wage earners (average for year) <sup>1</sup>	Salaries of officers of corporations <sup>1</sup>	Salaries of employees <sup>1</sup>	Wages	Cost of materials, supplies, fuel, purchased electric energy, and contract work	Value of products	Value added by manufacture <sup>2</sup>
NEW YORK CITY—Continued												
15	Watchcases	32	27	32	59	533	\$153,247	\$122,727	\$607,637	\$1,455,119	\$3,208,255	\$1,753,136
6	Window and door screens and weather strip	11	8	8	7	55	(4)	(4)	(4)	(4)	(4)	(4)
6	Window shades	62	52	28	48	373	87,225	68,047	828,070	2,596,490	8,790,680	1,194,190
1	Wines	25	5	23	31	163	100,100	95,750	175,816	1,901,434	3,806,772	1,405,338
14	Wire drawn from purchased rods	4		6	181	2,046	159,140	462,376	2,471,977	5,604,758	10,117,877	4,453,119
14	Wirework not elsewhere classified	100	84	104	161	1,568	479,185	298,636	1,616,337	3,317,251	8,082,701	4,765,450
16	Wiring devices and supplies	19	5	33	100	2,058	194,529	205,462	1,926,085	4,716,349	8,634,482	3,918,133
4	Women's and misses' blouses and waists—made in contract factories	58	66	16	23	1,860	46,610	28,186	1,397,823	105,816	2,072,093	1,066,277
4	Women's and misses' blouses and waists—made in inside factories or by jobbers engaging contractors	86	48	103	135	1,207	556,466	249,407	1,245,272	16,869,288	22,631,676	5,762,388
4	Women's and misses' clothing, not elsewhere classified—made in contract factories	45	39	30	22	1,397	92,148	30,252	1,228,578	181,904	2,187,622	2,005,658
4	Women's and misses' clothing, not elsewhere classified—made in inside factories or by jobbers engaging contractors	88	53	104	91	1,824	481,710	132,771	1,929,960	12,618,443	17,761,253	5,142,810
4	Women's and misses' dresses (except house dresses)—made in contract factories	1,075	1,171	408	266	31,509	1,100,626	449,273	32,683,186	1,856,137	44,358,520	42,502,383
4	Women's and misses' dresses (except house dresses)—made in inside factories or by jobbers engaging contractors	924	305	1,395	2,469	24,680	7,877,399	4,597,652	35,849,959	217,525,485	315,943,894	98,418,409
4	Women's, children's, and infants' underwear and nightwear of cotton and flannelette woven fabrics	74	85	38	85	1,550	125,416	100,890	1,130,719	4,052,891	7,129,689	2,476,798
4	Women's, children's, and infants' underwear and nightwear of knitted fabrics	78	58	69	65	2,209	219,647	106,158	1,602,251	6,017,405	9,201,114	3,243,709
4	Women's, children's, and infants' underwear and nightwear of silk and rayon woven fabrics	209	165	176	337	6,174	967,445	555,258	5,275,474	26,973,875	40,243,074	13,260,199
4	Women's neckwear, scarfs, etc.	87	83	60	94	1,505	383,841	136,811	1,389,241	6,156,118	10,217,087	4,060,069
12	Women's pocketbooks, handbags, and purses	168	131	179	200	3,387	702,583	353,998	3,017,690	12,750,003	20,668,670	7,918,667
6	Wooden boxes except cigar boxes	30	14	34	36	308	107,634	37,371	303,921	1,046,015	2,029,415	983,400
6	Wood products not elsewhere classified	55	35	69	44	443	240,487	60,302	474,755	1,140,053	2,691,245	1,551,192
3	Woolen and worsted manufactures—regular factories or jobbers engaging contractors	9	5	11	10	93	52,751	12,532	67,424	723,664	1,096,171	372,507
4	Work clothing (except work shirts), sport garments (except leather), and other men's and boys' apparel, not elsewhere classified	96	72	79	87	1,289	334,834	117,404	1,157,470	5,895,692	9,259,831	8,364,189
9	Writing ink	5	3	10	5	38	(4)	(4)	(4)	(4)	(4)	(4)
	Other industries <sup>3</sup>	3,474	2,052	3,612	13,125	87,449	20,385,785	25,082,326	101,131,120	444,245,079	817,325,302	373,077,223
OTHER INDUSTRIES, BY INDUSTRY GROUPS <sup>4</sup>												
1	Food and kindred products	466	190	456	1,618	16,395	2,790,110	3,385,128	10,038,350	140,760,866	241,670,744	94,909,878
3	Textile-mill products and other fiber manufactures	336	268	250	314	7,761	1,034,817	529,745	7,095,530	21,632,515	37,821,621	16,189,006
4	Apparel and other finished products made from fabrics and similar materials	397	362	281	367	6,621	1,059,790	532,120	5,512,884	19,932,318	32,977,338	13,045,020
6	Furniture and finished lumber products	103	66	108	183	1,866	423,610	305,117	1,830,400	5,110,691	9,934,064	4,823,373
7	Paper and allied products	4	1	5	4	47	32,100	6,716	52,641	73,082	230,179	157,067
8	Printing, publishing, and allied industries	336	82	497	3,572	3,202	3,713,771	5,994,098	4,742,857	29,105,958	85,623,983	56,518,025
9	Chemicals and allied products	183	38	259	1,006	4,479	1,826,073	2,331,957	6,049,882	47,706,760	80,128,969	32,362,209
10	Products of petroleum and coal	7		4	124	1,120	30,400	310,840	2,147,281	23,116,318	32,701,767	9,585,449
12	Leather and leather products	112	84	98	135	1,521	354,223	209,551	1,353,180	3,602,875	6,718,110	3,115,235
13	Stone, clay, and glass products	31	9	34	128	1,215	223,247	243,716	1,597,177	3,835,979	9,630,037	5,794,058
14	Iron and steel and their products, except machinery	219	102	280	970	8,274	1,724,112	1,874,822	9,703,177	27,389,067	53,673,380	26,284,313
15	Nonferrous metals and their products	84	53	96	277	3,707	560,427	634,257	5,098,962	40,334,823	51,113,863	10,779,040
16	Electrical machinery	185	64	218	1,255	6,909	1,307,425	2,431,462	7,812,273	19,458,376	40,761,428	21,303,052
17	Machinery (except electrical)	43	15	52	128	1,442	331,862	308,026	1,939,108	3,728,922	8,329,469	4,600,547
19	Transportation equipment except automobiles	14	8	9	8	162	33,888	11,951	185,289	292,486	682,948	390,462
20	Miscellaneous industries	888	677	876	2,916	21,422	4,570,585	5,768,132	25,587,418	48,580,007	118,111,168	69,531,161
5	Lumber and timber basic products	3		8	2	22						
18	Automobiles and automobile equipment	63	33	81	118	1,284	369,355	204,679	1,384,705	3,527,036	7,216,334	3,689,298

See footnotes at end of table.

TABLE 10.—GENERAL STATISTICS FOR CITIES HAVING 100,000 OR MORE INHABITANTS, BY INDUSTRIES: 1939—  
Continued

Group No.	INDUSTRY	*Number of establishments	*Pro- pri- etors and firm members	*Salar- ied officers of cor- pora- tions 1	*Salar- ied em- ploy- ees 1	*Wage earners (average for year) 2	Salaries of officers of cor- pora- tions 1	Salaries of em- ploy- ees 1	Wages	Cost of ma- terials, sup- plies, fuel, purchased electric energy, and contract work	Value of products	Value added by manu- facture 1
ROCHESTER												
	All industries, total.....	726	395	781	8,320	47,908	\$5,111,570	\$18,057,760	\$66,683,546	\$116,040,477	\$314,931,616	\$198,891,139
8	Bookbinding and related industries.....	6	4	4	15	106	20,692	15,289	106,793	73,381	329,983	256,602
8	Books: printing without publishing.....	8	2	14	30	132	63,001	50,967	206,746	267,255	653,003	385,748
1	Bread and other bakery products (ex- cept biscuit, crackers, and pretzels)...	86	89	15	88	1,040	37,928	197,090	1,451,220	2,066,479	6,243,896	3,277,417
20	Brooms.....	3	1	4	2	29	5,235	2,258	28,269	65,294	122,590	57,296
1	Candy and other confectionery prod- ucts.....	7	2	9	28	221	30,005	54,567	173,947	597,942	1,173,825	575,883
1	Canned and dried fruits and vegetables (including canned soups).....	5	-----	12	33	628	(*)	(*)	(*)	(*)	(*)	(*)
20	Carbon paper and inked ribbons.....	9	-----	18	56	225	(*)	(*)	(*)	(*)	(*)	(*)
9	Cleaning and polishing preparations, blackings, and dressings.....	3	1	2	3	9	(*)	(*)	(*)	(*)	(*)	(*)
7	Coated and glazed paper.....	4	-----	3	6	69	9,613	12,125	88,982	534,305	789,505	255,200
4	Coats, suits, and skirts (except fur coats)—made in inside factories or by jobbers engaging contractors.....	3	3	-----	2	23	-----	4,420	20,703	42,520	86,582	44,002
13	Concrete products.....	6	-----	12	15	54	55,619	19,519	66,109	135,655	356,502	220,847
7	Die-cut paper and paperboard, and converted cardboard.....	3	1	5	5	128	(*)	(*)	(*)	(*)	(*)	(*)
9	Drugs and medicines (including drug grinding).....	8	4	8	19	57	41,230	35,783	46,547	254,900	684,167	429,267
18	Electrical products not elsewhere classi- fied.....	3	2	3	19	25	4,058	21,404	22,123	72,024	140,078	68,054
15	Electroplating, plating, and polishing..	3	3	4	3	60	(*)	(*)	(*)	(*)	(*)	(*)
8	Electrotyping and stereotyping, not done in printing establishments.....	3	-----	6	11	27	43,943	13,703	49,799	28,996	218,328	189,362
8	Engraving (steel, copperplate, and wood); plate printing.....	8	4	9	10	76	44,610	7,313	109,735	99,235	360,895	261,100
14	Fabricated structural steel and orna- mental metalwork, made in plants not operated in connection with roll- ing mills.....	4	-----	8	12	78	40,185	24,960	118,876	423,026	747,659	324,633
1	Flavoring extracts and flavoring sirups, not elsewhere classified.....	7	2	12	51	151	98,899	68,521	152,434	1,637,371	3,873,576	2,236,205
12	Footwear (except rubber).....	13	3	21	158	2,090	130,204	311,108	1,899,116	2,823,924	7,203,898	4,379,974
4	Fur coats and other fur garments, accessories, and trimmings.....	3	5	4	3	29	6,575	2,739	28,942	24,564	106,271	81,767
8	General commercial (job) printing.....	44	34	40	52	295	176,292	84,255	471,449	861,113	2,166,809	1,305,696
16	Generating, distribution, and indus- trial apparatus, and apparatus for incorporation in manufactured prod- ucts, not elsewhere classified.....	3	2	2	220	1,033	(*)	(*)	(*)	(*)	(*)	(*)
13	Glass containers.....	3	-----	6	7	427	(*)	(*)	(*)	(*)	(*)	(*)
14	Gray-iron and semisteel castings.....	8	-----	12	47	483	49,390	109,121	610,892	583,400	1,092,360	1,108,960
20	Hand stamps, stencils, and brands.....	3	4	-----	3	10	-----	4,741	11,364	15,909	56,130	40,221
6	Household furniture, except uphol- stered.....	7	5	12	22	188	59,180	37,685	172,367	323,312	803,392	480,080
1	Ice cream and ices.....	14	8	6	18	55	17,007	34,560	52,707	475,291	853,185	377,894
1	Ice, manufactured.....	9	1	7	19	46	30,705	33,896	63,600	82,450	473,646	391,196
12	Industrial leather belting and packing leather.....	3	1	1	3	9	(*)	(*)	(*)	(*)	(*)	(*)
17	Industrial machinery, not elsewhere classified.....	3	-----	4	15	48	36,322	25,277	76,556	297,384	572,578	365,194
15	Jewelry (precious metals).....	3	-----	7	7	62	(*)	(*)	(*)	(*)	(*)	(*)
8	Lithographing and photo-lithographing (including preparation of stones or plates and dry transfers).....	8	2	14	65	841	115,105	176,155	1,228,316	1,741,285	5,004,393	3,263,108
1	Macaroni, spaghetti, vermicelli, and noodles.....	7	11	3	14	137	6,240	19,054	135,410	824,494	1,121,127	296,633
8	Machine and hand typesetting (includ- ing advertisement typesetting).....	3	2	2	4	36	(*)	(*)	(*)	(*)	(*)	(*)
17	Machine-shop products, not elsewhere classified.....	11	8	11	11	95	35,640	19,612	125,314	114,837	405,170	290,833
17	Machine-shop repairs.....	6	9	-----	4	30	-----	5,264	35,866	33,246	106,575	73,329
17	Machine-tool and other metalworking- machinery accessories, metal-cutting and shaping tools, and machinists' precision tools.....	21	23	8	17	246	39,190	30,294	414,880	166,327	1,016,998	850,671
17	Machine tools.....	5	-----	15	308	1,487	(*)	(*)	(*)	(*)	(*)	(*)
1	Malt liquors.....	5	-----	19	73	468	140,046	156,420	837,541	1,741,445	6,268,315	4,526,870
4	Mattresses and bedsprings.....	4	1	6	9	57	23,244	13,008	60,739	213,111	395,272	182,161
6	Men's and boys' suits, coats, and over- coats (except work clothing)—made in contract factories.....	5	10	-----	6	203	-----	4,910	196,208	59,665	309,732	250,067
4	Men's and boys' suits, coats, and over- coats (except work clothing)—made in inside factories or by jobbers en- gaging contractors.....	17	7	39	336	8,718	492,273	698,834	10,185,420	14,702,584	31,200,831	16,498,247
4	Men's neckwear—made in inside fac- tories or by jobbers engaging con- tractors.....	4	10	3	11	213	(*)	(*)	(*)	(*)	(*)	(*)
13	Minerals and earths, ground or other- wise treated.....	3	-----	4	9	33	11,153	17,243	36,038	154,830	343,095	198,265

See footnotes at end of table.

TABLE 10.—GENERAL STATISTICS FOR CITIES HAVING 100,000 OR MORE INHABITANTS, BY INDUSTRIES: 1939—  
Continued

Group No.	INDUSTRY	*Num-ber of estab-lish-ments	*Pro-priet-ors and firm mem-bers	*Sala-ried officers of cor-pora-tions <sup>1</sup>	*Sala-ried em-ploy-ees <sup>1</sup>	*Wage earners (average for year) <sup>2</sup>	Salaries of officers of cor-pora-tions <sup>1</sup>	Salaries of em-ploy-ees <sup>1</sup>	Wages	Cost of ma-terials, sup-plies, fuel, purchased electric energy, and contract work	Value of products	Value added by manu-facture <sup>3</sup>
ROCHESTER—Continued												
20	Miscellaneous fabricated products not elsewhere classified	4		5	5	34	\$12,701	\$4,120	\$24,005	\$57,696	\$119,410	\$61,714
20	Models and patterns (except paper patterns)	6	6	6	5	24	( <sup>4</sup> )	9,704	42,102	22,906	107,025	84,119
8	Newspapers: publishing and printing	7	3	6	156	343	( <sup>4</sup> )	( <sup>4</sup> )	( <sup>4</sup> )	( <sup>4</sup> )	( <sup>4</sup> )	( <sup>4</sup> )
8	Newspapers: publishing without printing	3	3		3			4,313		14,785	30,172	15,387
1	Nonalcoholic beverages	10	16	6	18	77		33,154	86,123	495,161	1,212,248	717,067
15	Nonferrous-metal foundries (except aluminum)	4	1	4	4	66	( <sup>4</sup> )	( <sup>4</sup> )	( <sup>4</sup> )	( <sup>4</sup> )	( <sup>4</sup> )	( <sup>4</sup> )
15	Nonferrous-metal products not elsewhere classified	4	1	6	4	92		6,182	130,226	175,793	412,445	236,652
17	Office and store machines not elsewhere classified	5		7	24	297	20,186	67,110	548,340	486,652	2,101,246	1,014,504
20	Ophthalmic goods: lenses and fittings	7	2	13	840	3,073	( <sup>4</sup> )	( <sup>4</sup> )	( <sup>4</sup> )	( <sup>4</sup> )	( <sup>4</sup> )	( <sup>4</sup> )
20	Optical instruments and lenses	5	2	8	38	546	( <sup>4</sup> )	( <sup>4</sup> )	( <sup>4</sup> )	( <sup>4</sup> )	( <sup>4</sup> )	( <sup>4</sup> )
7	Paperboard containers and boxes not elsewhere classified	18	5	26	78	930	147,627	125,536	1,043,753	2,392,416	4,406,805	2,014,389
6	Partitions, shelving, cabinet work, and office and store fixtures	6	4	6	4	71	21,630	5,170	79,293	101,915	262,536	160,621
9	Perfumes, cosmetics, and other toilet preparations	3		4	31	191	( <sup>4</sup> )	( <sup>4</sup> )	( <sup>4</sup> )	( <sup>4</sup> )	( <sup>4</sup> )	( <sup>4</sup> )
8	Periodicals: publishing without printing	7	2	5	22		18,704	29,096		105,582	238,191	132,609
8	Photoengraving, not done in printing establishments (including preparation of plates)	6		9	10	46	44,092	16,288	103,968	37,597	266,166	228,569
17	Printing-trades machinery and equipment	3		2	1	15	4,940	2,000	16,965	19,803	59,237	39,434
17	Pumping equipment and air compressors	5	1	3	22	136	( <sup>4</sup> )	( <sup>4</sup> )	( <sup>4</sup> )	( <sup>4</sup> )	( <sup>4</sup> )	( <sup>4</sup> )
1	Sausages, prepared meats, and other meat products—not made in meat-packing establishments	10	9		6	59		9,500	78,963	1,135,457	1,326,704	191,247
15	Sheet-metal work not specifically classified	6	1	10	12	114	45,877	18,956	133,681	207,628	544,934	337,366
14	Stamped and pressed metal products (except automobile stampings)	4	2	4	9	39	11,000	23,358	50,504	109,641	235,785	126,144
20	Surgical supplies and equipment not elsewhere classified; orthopedic appliances	3	1	5	9	102	( <sup>4</sup> )	( <sup>4</sup> )	( <sup>4</sup> )	( <sup>4</sup> )	( <sup>4</sup> )	( <sup>4</sup> )
14	Tools (except edge tools, machine tools, files, and saws)	3	1	5	11	40	18,096	13,443	25,931	120,922	252,062	131,149
6	Upholstered household furniture	6	4	7	14	100	18,940	13,681	83,451	217,159	402,531	185,372
6	Wooden boxes except cigar boxes	4	1	7	14	130	( <sup>4</sup> )	( <sup>4</sup> )	( <sup>4</sup> )	( <sup>4</sup> )	( <sup>4</sup> )	( <sup>4</sup> )
	Other industries <sup>4</sup>	276	101	371	6,908	20,866	2,869,144	15,367,867	45,019,681	78,061,659	227,286,660	149,225,010
OTHER INDUSTRIES, BY INDUSTRY GROUPS <sup>1</sup>												
1	Food and kindred products	23	11	36	149	1,354	234,278	333,713	1,380,967	8,714,197	16,979,365	8,265,168
3	Textile-mill products and other fiber manufactures	6	3	9	77	702	119,690	177,415	839,414	1,831,522	3,734,214	1,902,692
4	Apparel and other finished products made from fabrics and similar materials	17	18	14	37	637	60,450	58,740	676,049	1,895,409	3,486,556	1,591,147
6	Furniture and finished lumber products	18	6	24	55	676	81,589	107,001	687,377	1,165,131	2,790,235	1,625,104
7	Paper and allied products	8	1	11	115	482	66,567	330,467	897,656	2,519,172	5,976,093	3,456,921
8	Printing, publishing, and allied industries	14	5	19	282	606	225,520	578,088	1,188,552	1,448,064	7,689,236	6,141,172
9	Chemicals and allied products	20	6	22	348	1,511	104,413	877,391	2,600,061	11,999,392	25,413,112	13,413,720
12	Leather and leather products	8	2	8	15	103	59,838	22,448	97,148	199,627	431,028	231,401
14	Iron and steel and their products, except machinery	20	2	31	146	804	161,339	290,188	1,151,111	1,746,348	4,214,546	2,468,198
15	Nonferrous metals and their products	17	6	25	25	275	87,944	50,394	304,356	1,125,489	2,018,031	893,142
16	Electrical machinery	9	4	25	619	2,429	294,007	1,266,537	3,240,744	4,067,869	13,611,896	9,444,037
17	Machinery (except electrical)	24	3	39	507	2,361	261,385	1,299,387	4,543,841	4,007,083	15,574,146	11,567,063
20	Miscellaneous industries	67	20	94	4,328	16,077	1,013,577	9,534,909	24,810,761	31,428,895	115,405,789	84,036,894
5	Lumber and timber basic products	9	9	5	12	70						
10	Products of petroleum and coal	3			49	258						
13	Stone, clay, and glass products	7	3	8	14	524						
18	Automobiles and automobile equipment	3	1		126	992	95,547	435,189	2,601,654	5,913,471	10,101,822	4,188,351
11	Rubber products	1										
19	Transportation equipment except automobiles	2	1		4	5						

See footnotes at end of table.

TABLE 10.—GENERAL STATISTICS FOR CITIES HAVING 100,000 OR MORE INHABITANTS, BY INDUSTRIES: 1939—  
Continued

Group No.	INDUSTRY	*Number of establishments	*Proprietors and firm members	*Salaried officers of corporations	*Salaried employees	*Wage earners (average for year)	Salaries of officers of corporations	Salaries of employees	Wages	Cost of materials, supplies, fuel, purchased electric energy, and contract work	Value of products	Value added by manufacture
SYRACUSE												
	All industries, total	334	167	332	2,897	18,199	\$2,126,075	\$4,981,977	\$22,032,927	\$48,920,791	\$104,442,707	\$55,521,916
17	Agricultural machinery (except tractors)	3	—	8	45	380	(4)	(4)	(4)	(4)	(4)	(4)
8	Bookbinding and related industries	5	1	9	36	203	89,721	62,432	212,017	342,487	991,820	649,383
1	Bread and other bakery products (except biscuit, crackers, and pretzels)	52	52	14	83	858	51,770	144,941	1,152,512	2,544,331	5,222,919	2,078,588
9	Candles	4	—	10	20	180	(4)	(4)	(4)	(4)	(4)	(4)
1	Cheese	4	3	—	—	5	—	—	(4)	(4)	(4)	(4)
13	Concrete products	4	1	—	5	57	—	6,969	54,971	131,744	247,032	115,288
9	Drugs and medicines (including drug grinding)	8	—	19	22	56	67,435	29,866	41,009	178,235	549,592	371,357
14	Fabricated structural steel and ornamental metal work, made in plants not operated in connection with rolling mills	5	2	8	13	109	30,339	22,703	146,439	418,850	725,368	306,518
8	General commercial (job) printing	26	20	7	25	140	12,263	39,929	177,562	236,017	638,044	402,027
14	Gray-iron and semisteel castings	4	—	5	16	285	44,320	29,425	352,812	256,410	775,987	519,577
1	Ice cream and ices	7	1	6	6	42	22,744	25,941	54,051	463,223	1,008,904	545,681
17	Machine-shop products, not elsewhere classified	8	3	2	13	48	(4)	(4)	(4)	(4)	(4)	(4)
17	Machine-shop repairs	3	2	3	1	18	(4)	(4)	(4)	(4)	(4)	(4)
17	Machine-tool and other metalworking machinery accessories, metal-cutting and shaping tools, and machinists' precision tools	9	5	8	18	218	(4)	(4)	(4)	(4)	(4)	(4)
1	Malt liquors	4	—	15	50	149	58,610	93,852	233,254	749,756	2,584,966	1,835,210
6	Mattresses and bedsprings	3	2	2	13	40	(4)	(4)	(4)	(4)	(4)	(4)
17	Mechanical power-transmission equipment	3	—	7	71	324	(4)	(4)	(4)	(4)	(4)	(4)
4	Men's and boys' suits, coats, and overcoats (except work clothing)—made in inside factories or by jobbers engaging contractors	3	—	5	8	571	42,233	16,876	545,632	601,305	1,358,782	757,477
17	Metalworking machinery and equipment, not elsewhere classified	3	—	3	67	314	(4)	(4)	(4)	(4)	(4)	(4)
20	Models and patterns (except paper patterns)	5	5	3	3	55	18,775	3,885	81,912	92,029	224,791	132,762
18	Motor vehicles, motor-vehicle bodies, parts and accessories	3	—	6	132	939	(4)	(4)	(4)	(4)	(4)	(4)
8	Newspapers: publishing and printing	6	4	8	459	450	60,651	756,932	788,522	1,008,065	4,348,517	3,340,452
1	Nonalcoholic beverages	7	3	6	17	39	18,436	23,249	42,099	266,060	665,730	390,670
16	Nonferrous-metal foundries (except aluminum)	3	2	3	5	64	(4)	(4)	(4)	(4)	(4)	(4)
7	Paperboard containers and boxes not elsewhere classified	9	2	12	35	350	67,916	62,105	365,128	1,370,840	2,315,190	944,356
8	Photoengraving, not done in printing establishments (including preparation of plates)	5	3	4	7	26	24,700	7,817	72,197	28,243	177,916	149,673
5	Planing mills not operated in conjunction with sawmills	4	7	3	2	48	12,744	2,036	32,032	79,897	153,504	73,607
1	Sausages, prepared meats, and other meat products—not made in meat-packing establishments	4	—	1	8	68	3,250	12,180	83,547	1,324,847	1,592,430	267,583
14	Stamped and pressed metal products (except automobile stampings)	4	4	7	9	67	34,554	8,606	56,618	200,093	425,156	225,063
14	Wirework not elsewhere classified	3	2	2	1	4	4,355	615	4,457	10,663	24,692	14,029
	Other industries	109	60	108	2,092	14,618	1,461,259	3,631,618	17,536,156	38,617,696	80,411,361	41,798,665
OTHER INDUSTRIES, BY INDUSTRY GROUPS												
1	Food and kindred products	15	7	14	40	219	63,010	59,900	220,062	1,506,865	2,189,540	682,675
4	Apparel and other finished products made from fabrics and similar materials	9	2	9	28	716	44,285	57,696	663,847	982,191	2,151,539	1,160,348
6	Furniture and finished lumber products	16	15	23	81	706	92,351	134,537	723,058	1,064,143	2,774,096	1,709,953
8	Printing, publishing, and allied industries	11	2	14	22	93	61,793	28,592	139,288	117,754	495,376	377,622
9	Chemicals and allied products	13	2	16	46	365	116,803	70,608	408,569	1,794,531	3,148,996	1,354,465
12	Leather and leather products	6	2	9	96	1,326	82,340	187,757	908,318	2,479,978	4,562,478	2,082,500
14	Iron and steel and their products, except machinery	19	2	28	235	1,911	171,977	406,168	2,382,690	7,027,956	13,570,850	6,542,894
15	Nonferrous metals and their products	9	7	3	142	1,150	13,055	271,557	1,450,337	3,243,381	6,577,983	3,334,602
17	Machinery (except electrical)	42	11	54	936	5,169	625,104	1,547,091	6,929,680	13,833,104	30,285,243	16,452,139
20	Miscellaneous industries	9	4	5	5	97	11,500	11,866	117,871	177,604	388,795	211,191
2	Tobacco manufactures	4	4	2	2	30	—	—	—	—	—	—
3	Textile-mill products and other fiber manufactures	3	1	1	7	31	—	—	—	—	—	—
13	Stone, clay, and glass products	3	1	2	51	527	—	—	—	—	—	—
16	Electrical machinery	3	—	7	261	1,210	179,041	855,856	3,586,436	6,300,189	14,266,465	7,876,276
18	Automobiles and automobile equipment	3	—	6	132	939	—	—	—	—	—	—
7	Paper and allied products	1	—	—	—	—	—	—	—	—	—	—
10	Products of petroleum and coal	2	—	5	8	129	—	—	—	—	—	—
11	Rubber products	1	—	—	—	—	—	—	—	—	—	—

See footnotes at end of table.

TABLE 10.—GENERAL STATISTICS FOR CITIES HAVING 100,000 OR MORE INHABITANTS, BY INDUSTRIES: 1939—  
Continued

Group No.	INDUSTRY	*Num-ber of estab-lish-ments	*Pro-pri-ors and firm mem-bers	*Sala-ried officers of cor-pora-tions <sup>1</sup>	*Sala-ried em-ploy-ees <sup>1</sup>	*Wage earners (average for year) <sup>1</sup>	Salaries of officers of cor-pora-tions <sup>1</sup>	Salaries of em-ploy-ees <sup>1</sup>	Wages	Cost of ma-terials, sup-plies, fuel, purchased electric energy, and contract work	Value of products	Value added by manu-facture <sup>1</sup>
UTICA												
	All industries, total	172	97	162	1,038	11,552	\$937,337	\$1,854,323	\$11,432,443	\$26,487,306	\$58,220,011	\$31,742,515
1	Bread and other bakery products (except biscuit, crackers, and pretzels)	26	31	1	32	405	9,500	56,462	540,095	911,333	2,078,402	1,167,069
3	Cotton broad woven goods	3			53	1,781	( <sup>1</sup> )	( <sup>1</sup> )	( <sup>1</sup> )	( <sup>1</sup> )	( <sup>1</sup> )	( <sup>1</sup> )
8	General commercial (job) printing	13	9	7	9	63	21,213	10,664	80,350	88,891	282,588	193,697
1	Ice cream and ices	6	3		19	42	( <sup>1</sup> )	( <sup>1</sup> )	( <sup>1</sup> )	( <sup>1</sup> )	( <sup>1</sup> )	( <sup>1</sup> )
1	Ice, manufactured	3		2	2	12	( <sup>1</sup> )	( <sup>1</sup> )	( <sup>1</sup> )	( <sup>1</sup> )	( <sup>1</sup> )	( <sup>1</sup> )
9	Insecticides, fungicides, and related industrial and household chemical compounds	3	2	2	3	5	( <sup>1</sup> )	( <sup>1</sup> )	( <sup>1</sup> )	( <sup>1</sup> )	( <sup>1</sup> )	( <sup>1</sup> )
3	Knitted underwear	7	1	10	119	2,614	100,702	224,788	1,890,697	3,094,680	6,836,308	3,141,684
1	Malt liquors	4		8	37	169	63,063	79,522	281,623	641,177	2,007,929	1,366,732
6	Mattresses and bedsprings	3	1	4	15	248	( <sup>1</sup> )	( <sup>1</sup> )	( <sup>1</sup> )	( <sup>1</sup> )	( <sup>1</sup> )	( <sup>1</sup> )
1	Meat packing, wholesale	3	1	7	23	154	( <sup>1</sup> )	( <sup>1</sup> )	( <sup>1</sup> )	( <sup>1</sup> )	( <sup>1</sup> )	( <sup>1</sup> )
4	Men's and boys' suits, coats, and overcoats (except work clothing)—made in inside factories or by jobbers engaging contractors	7	3	11	18	212	38,657	23,862	171,973	554,801	906,024	351,223
8	Newspapers: publishing and printing	3		7	137	174	( <sup>1</sup> )	( <sup>1</sup> )	( <sup>1</sup> )	( <sup>1</sup> )	( <sup>1</sup> )	( <sup>1</sup> )
1	Nonalcoholic beverages	5	3	4	3	18	9,031	4,850	19,896	147,577	351,659	204,082
7	Paper and paperboard mills	3		3	19	325	16,115	58,792	334,411	1,769,618	2,844,545	1,074,927
7	Paperboard containers and boxes not elsewhere classified	3		1	10	77	4,100	19,367	59,808	263,315	483,763	220,448
8	Photoengraving, not done in printing establishments (including preparation of plates)	3	4		8	19		7,735	32,576	17,006	83,194	66,095
17	Refrigerators, domestic (mechanical and absorption), refrigeration machinery and equipment, and complete air-conditioning units	3	1	4	42	180	( <sup>1</sup> )	( <sup>1</sup> )	( <sup>1</sup> )	( <sup>1</sup> )	( <sup>1</sup> )	( <sup>1</sup> )
	Other industries <sup>2</sup>	101	46	117	783	7,647	674,956	1,368,281	8,012,024	18,398,908	42,355,439	23,956,531
OTHER INDUSTRIES, BY INDUSTRY GROUPS <sup>3</sup>												
1	Food and kindred products	17	7	11	50	230	77,572	91,890	275,086	3,291,865	4,636,151	1,344,296
3	Textile-mill products and other fiber manufactures	10	3	5	92	2,631	22,842	200,866	2,207,986	4,435,785	12,957,780	8,522,004
4	Apparel and other finished products made from fabrics and similar materials	9	11	4	23	461	14,421	41,397	307,450	641,172	998,123	356,951
7	Paper and allied products	3	1	5	11	150	30,655	22,475	126,153	604,584	1,125,888	461,304
14	Iron and steel and their products, except machinery	11	1	25	235	1,556	123,342	376,957	1,977,096	2,594,453	7,355,993	4,761,540
17	Machinery (except electrical)	10	4	11	54	243	50,809	77,194	292,452	1,408,186	2,038,987	1,470,801
20	Miscellaneous industries	7	2	12	32	570	71,119	51,243	447,244	381,741	1,802,144	920,403
6	Furniture and finished lumber products	3	1	4	15	248						
8	Printing, publishing, and allied industries	8	8	7	142	195						
9	Chemicals and allied products	8	3	9	43	696						
15	Nonferrous metals and their products	4	3	10	9	141						
2	Tobacco manufactures	2										
10	Products of petroleum and coal	1										
12	Leather and leather products	2					284,196	506,259	2,378,557	4,921,122	11,040,364	6,119,242
13	Stone, clay, and glass products	1										
16	Electrical machinery	2	2	14	77	526						
18	Automobiles and automobile equipment	2										
19	Transportation equipment except automobiles	1										
YONKERS												
	All industries, total	114	71	76	795	8,689	\$609,127	\$1,086,072	\$10,823,690	\$24,610,408	\$50,991,994	\$26,372,586
1	Bread and other bakery products (except biscuit, crackers, and pretzels)	25	32	1	3	95	1,500	4,243	126,180	277,318	561,006	284,248
4	Coats, suits, and skirts (except furcoats)—made in contract factories	5	6	1	4	146	870	5,077	206,019	7,785	257,458	249,673
9	Drugs and medicines (including drug grinding)	4		6	10	95	( <sup>1</sup> )	( <sup>1</sup> )	( <sup>1</sup> )	( <sup>1</sup> )	( <sup>1</sup> )	( <sup>1</sup> )
3	Finishing of men's and boys' hats of fur-felt, wool-felt, and straw	6	1	9	24	492	50,908	34,954	446,296	1,302,949	2,204,532	901,583
8	General commercial (job) printing	7	6	2	3	28	7,870	3,816	42,628	45,452	176,807	181,355
8	Newspapers: publishing and printing	3		5	61	80	( <sup>1</sup> )	( <sup>1</sup> )	( <sup>1</sup> )	( <sup>1</sup> )	( <sup>1</sup> )	( <sup>1</sup> )
1	Nonalcoholic beverages	3	2	3	1	3	5,200	1,435	1,878	24,363	48,111	23,743
5	Planing mills not operated in conjunction with sawmills	3		2	1	8	6,240	504	10,883	20,645	60,698	31,653
1	Sausages, prepared meats, and other meat products—not made in meat-packing establishments	3	1	3	4	39	( <sup>1</sup> )	( <sup>1</sup> )	( <sup>1</sup> )	( <sup>1</sup> )	( <sup>1</sup> )	( <sup>1</sup> )
4	Women's and misses' dresses (except house dresses)—made in contract factories	4	1	5		141	5,530		112,325	5,631	151,858	146,227

See footnotes at end of table.

TABLE 10.—GENERAL STATISTICS FOR CITIES HAVING 100,000 OR MORE INHABITANTS, BY INDUSTRIES: 1939—  
Continued

Group No.	INDUSTRY	*Num- ber of estab- lish- ments	*Pro- pri- etors and firm mem- bers	*Sala- ried officers of cor- pora- tions <sup>1</sup>	*Sala- ried em- ploy- ees <sup>1</sup>	*Wage earn- ers (average for year) <sup>2</sup>	Salaries of officers of corpora- tions <sup>1</sup>	Salaries of em- ployees <sup>1</sup>	Wages	Cost of ma- terials, sup- plies, fuel, purchased electric energy, and contract work	Value of products	Value added by manu- facture <sup>3</sup>
YONKERS—Continued												
	Other Industries <sup>4</sup> .....	61	23	53	789	7,775	\$531,009	\$1,636,043	\$9,877,481	\$22,926,265	\$47,530,924	\$24,604,659
	OTHER INDUSTRIES, BY INDUSTRY GROUPS <sup>5</sup>											
4	Apparel and other finished products made from fabrics and similar ma- terials.....	16	9	8	60	1,291	76,140	117,594	917,653	3,315,212	4,947,302	1,632,090
8	Printing, publishing, and allied indus- tries.....	6	1	9	111	91	64,586	184,698	178,371	374,272	1,712,351	1,338,079
13	Stone, clay, and glass products.....	4	1	5	1	59	34,780	1,200	73,903	222,016	514,372	292,356
14	Iron and steel and their products, ex- cept machinery.....	7	2	7	10	113	16,198	21,556	131,718	303,523	711,247	407,724
1	Food and kindred products.....	8	2	4	74	269						
3	Textile-mill products and other fiber manufactures.....	3	1	5	168	4,273						
9	Chemicals and allied products.....	4		6	10	95						
16	Electrical machinery.....	3		4	92	450						
17	Machinery (except electrical).....	4	3	1	229	1,038	339,305	1,310,995	8,575,836	18,711,242	39,645,652	20,934,410
6	Furniture and finished lumber products.....	2										
7	Paper and allied products.....	1										
15	Nonferrous metals and their products.....	1	4	4	4	96						
20	Miscellaneous industries.....	2										

\*As the figures for number of establishments and for personnel for those industries for which monetary items are withheld are given for the individual industries, and are also included in the "Other industries" figures, the sums of these figures are larger than the corresponding totals shown for "All industries."

<sup>1</sup> Figures do not include data for personnel of central-administrative offices.

<sup>2</sup> Each of the averages in this column is correct to the nearest unit, despite the fact that the averages for the several industries do not add exactly to the 1939 average for all industries. See GENERAL EXPLANATIONS—Wage earners and wages.

<sup>3</sup> Value of products less cost of materials, supplies, fuel, purchased electric energy, and contract work. See GENERAL EXPLANATIONS—Value added by manufacture.

<sup>4</sup> Figures omitted have been withheld to avoid disclosing exact or approximate data for individual establishments; they are included in the "Other industries" figures.

<sup>5</sup> For number of establishments and of wage earners in individual industries, see table 12.

<sup>6</sup>, <sup>7</sup>, <sup>8</sup>, and <sup>9</sup> To avoid disclosing exact or approximate data for individual establishments, the data for certain establishments located outside the cities have been included in the figures for the industries to which these footnotes are indexed. Data for these establishments are not, however, included in the totals for the cities.

<sup>1</sup> 1 establishment. <sup>2</sup> 2 establishments. <sup>3</sup> 3 establishments. <sup>4</sup> 4 establishments.

## CENSUS OF MANUFACTURES: 1939

TABLE 11.—NUMBER OF ESTABLISHMENTS, BY INDUSTRY GROUPS, BY COUNTIES: 1939

COUNTY	Total	INDUSTRY GROUP																			
		1	2	3	4	5	6	7	8	9	10	11	12	13	14	15	16	17	18	19	20
The State.....	34,506	5,299	144	1,182	11,137	305	1,389	767	4,548	1,191	47	68	950	745	1,192	1,330	330	1,094	121	132	2,475
Albany.....	306	91	2	22	17	5	11	15	54	14	—	—	2	17	15	7	1	21	2	—	10
Allegany.....	71	34	—	1	—	5	6	—	11	—	—	—	—	1	3	—	1	6	—	—	1
Bronx.....	1,082	399	11	21	148	18	89	12	60	41	—	—	3	7	52	73	22	15	30	7	68
Broome.....	207	63	1	5	4	4	7	6	25	6	—	—	5	35	7	14	3	1	11	1	8
Cattaraugus.....	112	45	—	1	—	10	10	2	13	3	1	—	2	6	8	2	—	6	—	1	2
Cayuga.....	75	20	—	4	2	—	3	1	14	2	—	—	7	2	5	—	3	7	—	—	5
Chautauqus.....	218	71	—	5	1	16	42	1	22	3	—	—	1	7	21	5	1	12	2	1	7
Chemung.....	91	34	1	4	1	3	1	1	16	1	—	—	—	4	5	3	1	8	4	—	4
Chenango.....	58	23	—	6	—	10	1	—	8	2	—	—	—	1	4	—	—	3	—	—	—
Clinton.....	33	11	—	—	—	—	—	7	5	1	2	—	—	2	2	—	—	1	—	—	1
Columbia.....	58	13	—	11	4	1	2	7	5	5	—	—	1	6	—	—	—	3	—	—	—
Cortland.....	61	22	—	2	9	4	1	2	5	3	—	—	—	2	3	—	1	4	1	1	1
Delaware.....	56	19	—	12	—	11	5	—	10	3	—	—	—	4	1	—	1	—	—	—	—
Dutchess.....	153	39	2	12	23	4	5	1	26	6	1	1	4	6	5	—	3	10	1	—	4
Eric.....	1,249	378	6	14	53	22	46	26	154	91	10	5	12	64	104	55	9	98	10	11	72
Essex.....	21	2	—	—	—	4	2	5	6	1	—	—	—	1	—	—	—	—	—	—	—
Franklin.....	44	23	—	1	—	4	1	—	8	—	—	—	—	2	—	2	—	2	—	—	—
Fulton.....	219	18	—	14	18	5	1	5	6	1	—	—	142	1	3	—	—	4	—	—	4
Genesee.....	55	18	—	1	1	1	1	3	8	6	1	—	—	1	3	2	2	7	—	—	1
Greene.....	36	12	—	—	3	2	1	1	4	—	1	—	—	1	4	1	2	2	—	1	1
Hamilton.....	12	—	—	—	—	11	—	—	1	—	—	—	—	—	—	—	—	—	—	—	—
Herkimer.....	92	18	—	7	4	5	7	8	7	3	—	—	10	3	11	—	—	6	1	1	1
Jefferson.....	116	49	—	2	2	5	5	22	12	1	—	—	—	3	2	1	—	11	1	1	4
Kings.....	4,010	1,136	17	267	1,096	53	325	145	261	293	9	22	128	116	249	183	40	202	10	26	314
Lewis.....	33	8	—	1	—	2	3	17	2	—	—	—	—	—	—	—	—	—	—	—	—
Livingston.....	37	13	—	2	—	1	1	12	1	—	—	—	1	2	—	—	1	3	—	—	—
Madison.....	48	9	1	1	1	2	7	4	7	3	—	—	—	3	1	—	1	6	1	—	1
Monroe.....	803	218	—	6	46	10	44	31	113	34	4	1	21	21	41	27	13	77	4	5	87
Montgomery.....	108	36	—	19	15	1	3	5	9	4	—	—	2	2	3	1	—	3	—	—	7
Nassau.....	264	99	—	4	29	7	8	1	48	3	—	—	1	16	12	6	2	6	—	14	7
New York.....	18,949	781	84	474	9,243	26	544	258	3,071	387	1	14	515	164	340	905	159	318	23	9	1,633
Niagara.....	221	60	—	7	1	6	11	18	21	32	2	1	1	9	17	5	6	10	3	1	10
Oneida.....	309	105	2	32	16	5	14	10	36	11	2	—	3	3	23	9	3	17	2	1	15
Onondaga.....	405	99	4	6	12	5	19	21	62	25	4	2	6	14	41	13	4	49	3	2	14
Ontario.....	76	39	—	2	1	—	—	2	11	2	—	—	—	3	8	—	—	7	—	—	1
Orange.....	172	40	—	20	28	3	3	9	22	8	—	—	10	6	8	1	2	6	—	1	5
Orleans.....	45	27	—	1	—	1	2	1	7	1	—	—	—	1	2	2	—	1	—	—	—
Oswego.....	83	23	—	7	3	1	6	14	9	1	1	—	—	1	10	1	1	4	—	—	1
Otsego.....	40	14	—	—	3	7	—	6	6	2	—	—	—	1	1	—	—	2	—	—	2
Putnam.....	9	2	—	—	—	1	—	—	4	—	—	—	—	—	2	—	—	—	—	—	—
Queens.....	1,544	485	6	106	115	24	83	30	90	101	—	11	13	86	106	52	36	66	14	8	112
Rensselaer.....	166	46	1	14	27	3	3	10	19	10	1	—	—	5	6	3	—	6	1	—	11
Richmond.....	166	68	—	2	25	1	3	1	12	14	1	2	2	5	4	1	2	5	—	8	10
Rockland.....	72	12	—	11	14	1	—	2	9	5	—	—	4	1	3	—	1	2	—	2	5
St. Lawrence.....	97	51	—	1	2	7	3	9	9	2	1	—	—	1	4	1	2	2	—	1	1
Saratoga.....	60	19	—	16	3	—	1	15	5	3	—	—	1	1	—	—	—	2	—	—	—
Schenectady.....	107	55	1	1	—	1	2	1	21	4	—	—	—	8	2	—	3	1	2	1	4
Schoharie.....	20	9	—	2	1	2	1	—	3	—	—	—	—	1	—	—	—	1	—	—	—
Schuyler.....	13	3	—	—	—	2	1	—	3	2	—	—	—	—	—	—	—	2	—	—	—
Seneca.....	22	7	—	3	1	—	2	—	3	—	—	—	—	—	1	—	—	4	—	—	1
Steuben.....	94	42	—	9	1	6	3	1	11	2	1	—	—	6	2	1	—	5	—	1	3
Suffolk.....	183	65	—	9	13	2	2	1	30	11	—	—	—	12	1	3	—	3	2	19	6
Sullivan.....	47	19	—	1	—	2	4	—	14	4	—	—	—	1	—	—	—	—	—	—	2
Tioga.....	27	12	—	—	—	2	5	—	3	1	—	—	—	4	—	—	—	—	—	—	—
Tompkins.....	41	12	1	—	1	1	—	2	14	1	—	—	—	1	1	—	—	3	—	—	—
Ulster.....	142	37	3	4	24	6	11	7	14	3	—	—	—	14	6	—	1	3	1	5	3
Warren.....	48	11	1	2	6	3	1	6	6	2	—	—	—	4	—	—	—	3	—	—	3
Washington.....	47	3	—	3	6	3	1	11	5	—	—	—	—	8	—	—	1	4	—	—	2
Wayne.....	73	49	—	—	1	1	4	3	7	1	—	—	2	3	1	—	—	1	—	—	—
Westchester.....	523	158	—	14	108	20	16	2	81	23	2	—	1	25	18	9	7	15	4	—	20
Wyoming.....	47	14	—	3	2	1	5	2	5	1	—	—	—	1	3	—	—	3	—	—	3
Yates.....	24	11	—	—	1	1	2	2	3	1	—	—	—	—	—	—	—	2	—	1	—



TABLE 12.—INDUSTRIES IN "OTHER INDUSTRIES" GROUPS—NUMBER OF ESTABLISHMENTS AND NUMBER OF WAGE EARNERS, FOR THE STATE, FOR THE ALBANY-SCHENECTADY-TROY, BUFFALO, NEW YORK CITY-NEWARK-JERSEY CITY, AND ROCHESTER INDUSTRIAL AREAS, AND FOR ALBANY, BUFFALO, NEW YORK CITY, ROCHESTER, SYRACUSE, UTICA, AND YONKERS: 1939

[In order to avoid disclosing data for individual establishments, wage-earner figures for industries represented by fewer than three establishments are withheld]

Group No. 1	INDUSTRY	Number of establishments	Wage earners	Group No. 1	INDUSTRY	Number of establishments	Wage earners
STATE OF NEW YORK				STATE OF NEW YORK—Continued			
1	Baking powder, yeast, and other leavening compounds	8	391	20	Fire extinguishers, chemical	4	167
	Cereal preparations	7	809		Ophthalmic goods: lenses and fittings	32	4,190
	Chewing gum	9	1,388		Organs	2	
	Liquors, distilled	3	56		Photographic apparatus and materials and projection equipment (except lenses)	50	
3	Artificial leather and oilcloth	5	894		Wool pulling	1	
	Felt goods, wool, hair, and jute (except woven felts and hat bodies and hats)	3	529	ALBANY-SCHENECTADY AND TROY INDUSTRIAL AREA			
	Hat bodies and hats, wool-felt	2		1	Baking powder, yeast, and other leavening compounds	1	
	Hatters' fur	4	187		Candy and other confectionery products	2	
	Jute goods (except felt)	1			Canned and dried fruits and vegetables (including canned soups)	1	
	Linen goods	1			Cheese	1	
	Rayon broad woven goods—contract factories	1			Condensed and evaporated milk	1	
	Silk broad woven goods—contract factories	2			Creamery butter	1	
	Silk throwing and spinning—contract factories	2			Flour and other grain-mill products	1	
	Silk throwing and spinning—contract factories	5	1,096		Food preparations, not elsewhere classified	4	51
	Silk yarn and thread, spun or thrown—regular factories or jobbers engaging contractors	7	1,321		Meat packing, wholesale	2	
	Woolen and worsted manufactures—contract factories	3	123		Poultry dressing and packing, wholesale	1	
4	Handkerchiefs—made in contract factories	7			Prepared feeds (including mineral) for animals and fowls	5	106
	Men's and boys' underwear—made in contract factories	1			Vinegar and cider	1	
5	Logging camps and logging contractors (not operating sawmills)	7	379	2	Tobacco (chewing and smoking) and snuff	1	
6	Excelsior	2		3	Cordage and twine	1	
	Matches	3	602		Cotton broad woven goods	1	
9	Bluing	3	21		Finishing of men's and boys' hats of fur-felt, wool-felt, and straw	1	
	Coal-tar products, crude and intermediate	3	49		Knitted gloves	2	
	Essential oils	6			Knitted outerwear (except knit gloves)—contract factories	1	
	Explosives	2			Knitted outerwear (except knit gloves)—regular factories or jobbers engaging contractors	2	
	Fireworks	5	118		Processed waste and recovered wool fibers—contract factories	2	
	Fish and other marine oils, cake, and meal	2			Rayon broad woven goods—regular factories or jobbers engaging contractors	1	
	Plastic materials	8	1,570		Silk yarn and thread, spun or thrown—regular factories or jobbers engaging contractors	1	
	Rayon and allied products	2			Woolen and worsted manufactures—contract factories	1	
	Soybean oil, cake, and meal	3	283	4	Canvas products (except bags)	1	
	Vegetable and animal oils, not elsewhere classified	2			Children's dresses—made in contract factories	3	178
	Writing ink	5	38		Children's dresses—made in inside factories or by jobbers engaging contractors	2	
11	Reclaimed rubber	1			Fur coats and other fur garments, accessories, and trimmings	2	
	Tires and inner tubes	1			Handkerchiefs—made in inside factories or by jobbers engaging contractors	1	
13	Clay products (except pottery) not elsewhere classified	1			House dresses, uniforms, and aprons—made in contract factories	1	
	Clay refractories, including refractory cement (clay)	2			House dresses, uniforms, and aprons—made in inside factories or by jobbers engaging contractors	1	
	Floor and wall tile (except quarry tile)	1			Men's and boys' hats and caps (except felt and straw)	1	
	Glass containers	8	1,447		Men's and boys' shirts (except work shirts), collars, and nightwear—made in contract factories	1	
	Hotel china	4	1,237		Men's and boys' suits, coats, and overcoats (except work clothing)—made in inside factories or by jobbers engaging contractors	2	
	Natural graphite, ground and refined	1			Men's and boys' underwear—made in inside factories or by jobbers engaging contractors	1	
	Nonclay refractories	2			Men's neckwear—made in inside factories or by jobbers engaging contractors	1	
	Sand-lime brick, block, and tile	2			Women's and misses' blouses and waists—made in inside factories or by jobbers engaging contractors	2	
	Tableware, pressed or blown glass, and glassware not elsewhere classified	11	3,348		Women's and misses' dresses (except house dresses)—made in contract factories	1	
	Terra cotta	1			Women's neckwear, scarfs, etc.	1	
14	Automobile stampings	4	137		Work clothing (except work shirts), sport garments (except leather), and other men's and boys' apparel, not elsewhere classified	1	
	Bolts, nuts, washers, and rivets—made in plants not operated in connection with rolling mills	4	395	5	Sawmills, veneer mills, and cooperage-stock mills, including those combined with logging camps and with planing mills	2	
	Cold-rolled steel sheets and strip and cold-finished steel bars made in plants not operated in connection with hot-rolling mills	2		6	Partitions, shelving, cabinet work, and office and store fixtures	2	
	Files	2			Upholstered household furniture	3	120
	Nails, spikes, etc., not made in wire mills or in plants operated in connection with rolling mills	2			Wood products not elsewhere classified	3	
	Safes and vaults	2		7	Converted paper products not elsewhere classified	2	
	Vitreous-enameled products, including kitchen, household, and hospital utensils	4	365		Die-cut paper and paperboard, and converted cardboard	2	
	Wrought pipes, welded and heavy riveted—made in plants not operated in connection with rolling mills	3	365		Envelopes	1	
15	Aluminum products (including rolling and drawing and extruding), not elsewhere classified	18	1,680		Wallpaper	1	
	Aluminum ware, kitchen, hospital, and household (except electrical appliances)	1		8	Books: publishing without printing	1	
	Collapsible tubes	2			Engraving (steel, copperplate, and wood); plate printing	4	
	Primary smelting and refining of nonferrous metals	3	1,988		Periodicals: publishing and printing	1	
	Tin and other foils (except gold and silver foil)	3	341				
16	Electric lamps	9	787				
	Generating, distribution, and industrial apparatus, and apparatus for incorporation in manufactured products, not elsewhere classified	56	12,178				
17	Blowers; exhaust and ventilating fans	3	540				
	Cars and trucks, industrial	2					
	Measuring and dispensing pumps	4	137				
	Steam engines, turbines, and water wheels	1					
	Tractors	1					
18	Automobile trailers (for attachment to passenger cars)	2					
19	Cars and car equipment—railroad, street, and rapid-transit	7					
	Locomotives (including frames) and parts: railroad, mining, and industrial	1					
	Transportation equipment not elsewhere classified	1					

See footnote at end of table.

TABLE 12.—INDUSTRIES IN "OTHER INDUSTRIES" GROUPS—NUMBER OF ESTABLISHMENTS AND NUMBER OF WAGE EARNERS, FOR THE STATE, FOR THE ALBANY-SCHENECTADY-TROY, BUFFALO, NEW YORK CITY-NEWARK-JERSEY CITY, AND ROCHESTER INDUSTRIAL AREAS, AND FOR ALBANY, BUFFALO, NEW YORK CITY, ROCHESTER, SYRACUSE, UTICA, AND YONKERS: 1939—Continued

Group No.1	INDUSTRY	Number of establishments	Wage earners	Group No.1	INDUSTRY	Number of establishments	Wage earners
<b>ALBANY-SCHENECTADY AND TROY INDUSTRIAL AREA—Continued</b>				<b>BUFFALO INDUSTRIAL AREA</b>			
9	Bluing.....	1	---	1	Biscuit, crackers, and pretzels.....	4	500
	Chemicals not elsewhere classified.....	3	822		Blended and prepared flour made from purchased flour.....	1	---
	Cleaning and polishing preparations, blackings, and dressings.....	4	202		Cereal preparations.....	4	---
	Compressed and liquefied gases—not made in petroleum refineries or in natural-gasoline plants.....	1	---		Chewing gum.....	1	87
	Drugs and medicines (including drug grinding).....	5	70		Chocolate and cocoa products.....	3	---
	Fertilizers.....	1	---		Condensed and evaporated milk.....	3	20
	Grease and tallow (except lubricating greases).....	1	---		Creamery butter.....	4	41
	Insecticides, fungicides, and related industrial and household chemical compounds.....	2	---		Cured fish.....	2	---
	Paints, varnishes, and lacquers.....	5	43		Flavoring extracts and flavoring sirups, not elsewhere classified.....	3	5
	Perfumes, cosmetics, and other toilet preparations.....	1	---		Food preparations, not elsewhere classified.....	4	11
	Plastic materials.....	1	---		Preserves, jams, jellies, and fruit butters.....	2	---
	Soap and glycerin.....	2	---		Quick-frozen foods.....	2	---
	Tanning materials, natural dyestuffs, mordants, assistants, and sizes.....	1	---		Salad dressings.....	1	---
10	Oven coke and coke-oven byproducts.....	1	---		Vinegar and cider.....	3	20
12	Boot and shoe cut stock and findings.....	1	---		Wines.....	1	---
	Footwear (except rubber).....	1	---	3	Batting, padding, and wadding; upholstery filling.....	2	---
13	Abrasive wheels, stones, paper, cloth, and related products.....	1	---		Carpets, rugs, and mats made from such materials as paper fiber, grass, jute, flax, sisal, cotton, cocoa fiber, and rags.....	1	---
	Asbestos products (except steam packing and pipe and boiler covering).....	1	---		Cloth sponging and miscellaneous special finishing.....	1	---
	Clay refractories, including refractory cement (clay).....	1	---		Cotton broad woven goods.....	1	---
	Mirrors and other glass products made of purchased glass.....	2	---		Cotton narrow fabrics.....	4	233
	Monuments, tombstones, cut-stone, and stone products not elsewhere classified.....	2	---		Hosiery—full-fashioned.....	1	---
14	Cast-iron pipe and fittings.....	1	---		Knitted cloth.....	1	---
	Gray-iron and semisteel castings.....	3	130		Processed waste and recovered wool fibers—regular factories or jobbers engaging contractors.....	1	---
	Hardware not elsewhere classified.....	2	---		Rayon narrow fabrics.....	1	---
	Power boilers and associated products.....	1	---		Silk throwing and spinning—contract factories.....	4	---
	Saws.....	1	---		Woolen and worsted manufactures—regular factories or jobbers engaging contractors.....	1	---
	Screw-machine products and wood screws.....	1	---	4	Coats, suits, and skirts (except fur coats)—made in inside factories or by jobbers engaging contractors.....	2	---
	Springs, steel (except wire)—made in plants not operated in connection with rolling mills.....	1	---		Corsets and allied garments.....	2	---
	Steel castings.....	1	---		Fur coats and other fur garments, accessories, and trimmings.....	1	---
	Steel works and rolling mills.....	3	524		House dresses, uniforms, and aprons—made in inside factories or by jobbers engaging contractors.....	1	---
	Stoves, ranges, water heaters, and hot-air furnaces (except electric).....	1	---		House furnishings (except curtains, draperies, and bedspreads).....	1	---
	Tin cans and other tinware not elsewhere classified.....	1	---		Men's neckwear—made in inside factories or by jobbers engaging contractors.....	1	---
	Wirework not elsewhere classified.....	2	---		Millinery.....	5	312
	Wrought pipes, welded and heavy riveted—made in plants not operated in connection with rolling mills.....	1	---		Miscellaneous fabricated textile products not elsewhere classified.....	1	---
15	Electroplating, plating, and polishing.....	1	---		Robes, lounging garments, and dressing gowns.....	1	---
	Jewelry (precious metals).....	1	---		Suspenders, garters, and other goods made from purchased elastic material.....	1	---
	Lighting fixtures.....	1	---		Trousers (semidress), wash suits, and washable service apparel.....	3	88
	Nonferrous-metal foundries (except aluminum).....	4	92		Women's and misses' dresses (except house dresses)—made in inside factories or by jobbers engaging contractors.....	1	---
16	Batteries, storage and primary (dry and wet).....	1	---	5	Sawmills, veneer mills, and cooperage-stock mills, including those combined with logging camps and with planing mills.....	2	---
	Communication equipment.....	1	---	6	Caskets, coffins, burial cases, and other morticians' goods.....	2	---
	Generating, distribution, and industrial apparatus, and apparatus for incorporation in manufactured products, not elsewhere classified.....	1	---		Cooperage.....	3	88
	Wiring devices and supplies.....	1	---		Laboratory, hospital, and other professional furniture.....	1	---
17	Agricultural machinery (except tractors).....	1	---		Office furniture.....	2	---
	Industrial machinery, not elsewhere classified.....	2	---		Partitions, shelving, cabinet work, and office and store fixtures.....	3	22
	Machine-tool and other metalworking-machinery accessories, metal-cutting and shaping tools, and machinists' precision tools.....	1	---		Public-building furniture.....	1	---
	Machine tools.....	1	---		Rattan and willowware (except furniture) and baskets other than vegetable and fruit baskets.....	1	---
	Measuring instruments, mechanical (except electrical measuring instruments, watches, and clocks).....	1	---		Venetian blinds.....	1	---
	Mechanical power-transmission equipment.....	1	---		Window and door screens and weather strip.....	1	---
	Metalworking machinery and equipment, not elsewhere classified.....	1	---		Wood preserving.....	2	---
	Paper-mill, pulp-mill, and paper-products machinery.....	2	---		Wood products not elsewhere classified.....	5	67
	Refrigerators, domestic (mechanical and absorption), refrigeration machinery and equipment, and complete air-conditioning units.....	1	---	7	Coated and glazed paper.....	3	---
18	Motor vehicles, motor-vehicle bodies, parts and accessories.....	5	---		Envelopes.....	3	197
19	Locomotives (including frames) and parts: railroad, mining, and industrial.....	1	---		Fiber cans, tubes, and similar products.....	2	---
20	Brooms.....	1	---		Pulp mills.....	3	176
	Dental equipment and supplies.....	1	---	8	Bookbinding and related industries.....	6	650
	Fabricated plastic products, not elsewhere classified.....	2	---		Books: publishing without printing.....	2	---
	Hand stamps, stenells, and brands.....	1	---		Periodicals: publishing without printing.....	3	---
	Miscellaneous fabricated products not elsewhere classified.....	1	---	9	Cleaning and polishing preparations, blackings, and dressings.....	9	---
	Professional and scientific instruments (except surgical and dental).....	3	134		Coal-tar products, crude and intermediate.....	1	---
					Compressed and liquefied gases—not made in petroleum refineries or in natural-gasoline plants.....	9	123
					Glue and gelatin.....	1	---
					Perfumes, cosmetics, and other toilet preparations.....	5	87
					Plastic materials.....	2	---
					Printing ink.....	3	8

See footnote at end of table.

TABLE 12.—INDUSTRIES IN "OTHER INDUSTRIES" GROUPS—NUMBER OF ESTABLISHMENTS AND NUMBER OF WAGE EARNERS, FOR THE STATE, FOR THE ALBANY-SCHENECTADY-TROY, BUFFALO, NEW YORK CITY-NEWARK-JERSEY CITY, AND ROCHESTER INDUSTRIAL AREAS, AND FOR ALBANY, BUFFALO, NEW YORK CITY, ROCHESTER, SYRACUSE, UTICA, AND YONKERS: 1939—Continued

Group No.¹	INDUSTRY	Number of establishments	Wage earners	Group No.¹	INDUSTRY	Number of establishments	Wage earners
<b>BUFFALO INDUSTRIAL AREA—Continued</b>				<b>BUFFALO INDUSTRIAL AREA—Continued</b>			
9	Rayon and allied products.....	1	.....	17	Mechanical power-transmission equipment.....	4	363
	Soap and glycerin.....	1	.....		Metalworking machinery and equipment, not elsewhere classified.....	1	.....
	Soybean oil, cake, and meal.....	3	283		Office and store machines not elsewhere classified.....	2	.....
	Tanning materials, natural dyestuffs, mordants, assistants, and sizes.....	2	.....		Printing-trades machinery and equipment.....	1	.....
10	Petroleum refining.....	2	.....		Pumping equipment and air compressors.....	4	137
11	Reclaimed rubber.....	1	.....		Scales and balances.....	1	.....
	Rubber products not elsewhere classified.....	4	.....		Special industry machinery, not elsewhere classified.....	1	.....
	Tires and inner tubes.....	1	.....		Textile machinery.....	1	.....
12	Industrial leather belting and packing leather.....	3	10		Woodworking machinery.....	2	.....
	Leather: tanned, curried, and finished—regular factories or jobbers engaging contractors.....	2	.....	19	Aircraft and parts, including aircraft engines.....	3	3,348
	Saddlery, harness, and whips.....	1	.....		Boat building and boat repairing.....	1	.....
	Small leather goods.....	3	125		Cars and car equipment—railroad, street, and rapid-transit.....	4	772
13	Abrasive wheels, stones, paper, cloth, and related products.....	4	1,890		Motorcycles, bicycles, and parts.....	2	.....
	Clay refractories, including refractory cement (clay).....	1	.....		Shipbuilding and ship repairing.....	2	.....
	Glass containers.....	2	.....	20	Brooms.....	2	.....
	Gypsum products.....	4	473		Brushes.....	1	.....
	Hotel china.....	1	.....		Buttons.....	1	.....
	Lime.....	1	.....		Carbon paper and inked ribbons.....	1	.....
	Minerals and earths, ground or otherwise treated.....	3	53		Children's vehicles.....	1	.....
	Nonclay refractories.....	1	.....		Dental equipment and supplies.....	5	42
	Pottery products not elsewhere classified.....	1	.....		Fabricated plastic products, not elsewhere classified.....	3	212
	Sand-lime brick, block and tile.....	1	.....		Feathers, plumes, and artificial flowers.....	2	.....
	Statuary and art goods (except stone and concrete)—factory production.....	2	.....		Games and toys (except dolls and children's vehicles).....	4	211
	Steam and other packing; pipe and boiler covering.....	1	.....		Jewelry cases and instrument cases.....	7	564
	Wallboard and wall plaster (except gypsum), building insulation (except mineral wool), and floor composition.....	2	.....		Miscellaneous fabricated products not elsewhere classified.....	2	.....
14	Automobile stampings.....	1	.....		Needles, pins, hooks and eyes, and slide and snap fasteners.....	1	.....
	Cast-iron pipe and fittings.....	1	.....		Optical instruments and lenses.....	2	.....
	Cold-rolled steel sheets and strip and cold-finished steel bars made in plants not operated in connection with hot-rolling mills.....	1	.....		Organs.....	1	.....
	Cutlery (except aluminum, silver, and plated cutlery) and edge tools.....	1	.....		Photographic apparatus and materials and projection equipment (except lenses).....	2	.....
	Doors, window sash, frames, molding, and trim (made of metal).....	3	41		Piano and organ parts and materials.....	1	.....
	Galvanizing and other coating—carried on in plants not operated in connection with rolling mills.....	2	.....		Professional and scientific instruments (except surgical and dental).....	2	.....
	Heating and cooking apparatus, except electric, not elsewhere classified.....	5	78		Surgical and medical instruments.....	1	.....
	Oil burners, domestic and industrial.....	1	.....		Surgical supplies and equipment not elsewhere classified; orthopedic appliances.....	5	494
	Saws.....	2	.....	<b>NEW YORK CITY-NEWARK-JERSEY CITY INDUSTRIAL AREA</b>			
	Screw-machine products and wood screws.....	2	.....	1	Baking powder, yeast, and other leavening compounds.....	10	542
	Springs, steel (except wire)—made in plants not operated in connection with rolling mills.....	1	.....		Banded and prepared flour made from purchased flour.....	3	32
	Stamped and pressed metal products (except automobile stampings).....	6	1,061		Cereal preparations.....	4	87
	Steam and hot-water heating apparatus (including hot-water furnaces).....	4	1,093		Chewing gum.....	6	972
	Steam fittings, regardless of material.....	2	.....		Chocolate and cocoa products.....	13	1,112
	Steel barrels, kegs, and drums.....	1	.....		Condensed and evaporated milk.....	4	19
	Steel castings.....	5	.....		Corn sirup, corn sugar, corn oil, and starch.....	2	.....
	Stoves, ranges, water heaters, and hot-air furnaces (except electric).....	2	.....		Creamery butter.....	2	.....
	Tools (except edge tools, machine tools, files, and saws).....	7	787		Custom slaughtering, wholesale.....	1	.....
	Wire drawn from purchased rods.....	1	.....		Flour and other grain-mill products.....	4	37
	Wirework not elsewhere classified.....	7	280		Liquors, distilled.....	2	.....
15	Alloying; and rolling and drawing of nonferrous metals, except aluminum.....	3	981		Malt.....	1	.....
	Aluminum products (including rolling and drawing and extruding), not elsewhere classified.....	2	.....		Oleomargarine—not made in meat-packing establishments.....	1	.....
	Jewelry (precious metals).....	15	173		Vinegar and cider.....	2	.....
	Lighting fixtures.....	6	251	2	Cigarettes.....	13	1,225
	Nonferrous-metal products not elsewhere classified.....	2	.....		Tobacco (chewing and smoking) and snuff.....	11	284
	Primary smelting and refining of nonferrous metals.....	1	.....	3	Artificial leather and oilcloth.....	13	1,255
	Secondary smelting and refining, gold, silver, and platinum.....	1	.....		Carpets and rugs, wool.....	5	4,963
	Secondary smelting and refining of nonferrous metals, not elsewhere classified.....	3	22		Carpet yarn, woolen and worsted.....	1	.....
16	Batteries, storage and primary (dry and wet).....	3	603		Cotton thread.....	26	.....
	Carbon products for the electrical industry, and manufactures of carbon or artificial graphite.....	2	.....		Dyeing and finishing woolen and worsted.....	11	.....
	Communication equipment.....	1	.....		Felt goods, wool, hair, and jute (except woven felts and hat bodies and hats).....	3	.....
	Electric lamps.....	1	.....		Hat bodies and hats, fur-felt.....	10	.....
	Insulated wire and cable.....	1	.....		Hatters' fur.....	11	.....
	Radio, radio tubes, and phonographs.....	2	.....		Hosiery—seamless.....	7	156
17	Blowers; exhaust and ventilating fans.....	1	.....		Jute goods (except felt).....	3	698
	Commercial laundry, dry-cleaning, and pressing machinery.....	1	.....		Knitted gloves.....	3	896
	Construction and similar machinery (except mining and oil-field machinery and tools).....	1	.....		Linen goods.....	1	.....
	Elevators, escalators, and conveyors.....	3	217		Linoleum, asphalted-felt-base and other hard-surface floor coverings, not elsewhere classified.....	1	.....
	Internal-combustion engines.....	3	826		Processed waste and recovered wool fibers—contract factories.....	2	.....
	Machine tools.....	2	.....		Rayon broad woven goods—contract factories.....	27	842
	Measuring and dispensing pumps.....	1	.....		Silk throwing and spinning—contract factories.....	7	.....
	Measuring instruments, mechanical (except electrical measuring instruments, watches, and clocks).....	2	.....		Silk yarn and thread, spun or thrown—regular factories or jobbers engaging contractors.....	4	1,040
				4	Belts (apparel), regardless of material.....	182	.....
					Curtains, draperies, and bedspreads—made in regular factories or by jobbers engaging contractors.....	128	3,350
					Embroideries, other than Schiffli-machine products—made in regular factories or by jobbers engaging contractors.....	34	.....
					Handkerchiefs—made in inside factories or by jobbers engaging contractors.....	38	.....
					Men's and boys' underwear—made in contract factories.....	2	.....
					Raincoats and other waterproof garments (except oiled cotton).....	36	.....

See footnote at end of table.

TABLE 12.—INDUSTRIES IN "OTHER INDUSTRIES" GROUPS—NUMBER OF ESTABLISHMENTS AND NUMBER OF WAGE EARNERS, FOR THE STATE, FOR THE ALBANY-SCHENECTADY-TROY, BUFFALO, NEW YORK CITY-NEWARK-JERSEY CITY, AND ROCHESTER INDUSTRIAL AREAS, AND FOR ALBANY, BUFFALO, NEW YORK CITY, ROCHESTER, SYRACUSE, UTICA, AND YONKERS: 1939—Continued

Group No.	INDUSTRY	Number of establishments	Wage earners	Group No.	INDUSTRY	Number of establishments	Wage earners
<b>NEW YORK CITY-NEWARK-JERSEY CITY INDUSTRIAL AREA—Continued</b>				<b>NEW YORK CITY-NEWARK-JERSEY CITY INDUSTRIAL AREA—Continued</b>			
4	Suspenders, garters, and other goods made from purchased elastic material.....	31	-----	16	Automotive electrical equipment.....	17	1,008
	Trimmings (not made in textile mills), stamped art goods, and art needlework—made in regular factories or by jobbers engaging contractors.....	149	-----		Batteries, storage and primary (dry and wet).....	15	1,973
	Work gloves and mittens: cloth, cloth and leather combined.....	2	-----		Electric lamps.....	20	4,839
	Work shirts.....	6	-----		Insulated wire and cable.....	20	-----
5	Sawmills, veneer mills, and cooperage-stock mills, including those combined with logging camps and with planing mills.....	10	202		X-ray and therapeutic apparatus and electronic tubes.....	23	-----
6	Cork products.....	21	-----	17	Agricultural machinery (except tractors).....	1	-----
	Laboratory, hospital, and other professional furniture.....	18	-----		Blowers, exhaust and ventilating fans.....	4	-----
	Matches.....	3	-----		Cars and trucks, industrial.....	3	27
	Window and door screens and weather strip.....	19	-----		Internal-combustion engines.....	3	90
	Wood preserving.....	5	-----		Measuring and dispensing pumps.....	3	-----
7	Pulp goods (pressed, molded).....	2	-----		Mechanical power-transmission equipment.....	17	1,634
	Wallpaper.....	2	-----		Pumping equipment and air compressors.....	26	1,500
8	Gravure, rotogravure, and rotary photogravure (including preparation of plates).....	8	-----		Scales and balances.....	13	629
9	Bluing.....	1	-----		Sewing machines, domestic and industrial.....	21	-----
	Coal-tar products, crude and intermediate.....	5	-----		Stokers, mechanical, domestic and industrial.....	1	-----
	Colors and pigments.....	30	1,563		Vending, amusement, and other coin-operated machines.....	6	-----
	Explosives.....	1	-----		Woodworking machinery.....	3	188
	Fish and other marine oils, cake, and meal.....	1	-----	10	Aircraft and parts, including aircraft engines.....	9	5,734
	Hardwood distillation and charcoal manufacture.....	1	-----		Cars and car equipment—railroad, street, and rapid-transit.....	3	-----
	Linseed oil, cake, and meal.....	5	-----		Motorcycles, bicycles, and parts.....	2	-----
	Mucilage, paste, and other adhesives, except glue and rubber cement.....	14	-----		Shipbuilding and ship repairing.....	57	14,483
	Vegetable and animal oils, not elsewhere classified.....	3	-----	20	Dolls (except rubber).....	74	2,101
	Writing ink.....	5	38		Fire extinguishers, chemical.....	5	-----
11	Tires and inner tubes.....	1	-----		Lamp shades.....	75	-----
13	Asbestos products (except steam packing and pipe and boiler covering).....	7	511		Musical instruments, parts, and materials not elsewhere classified.....	26	-----
	Clay products (except pottery) not elsewhere classified.....	1	-----		Ophthalmic goods: lenses and fittings.....	32	1,242
	Clay refractories, including refractory cement (clay).....	6	-----		Organs.....	1	-----
	Floor and wall tile (except quarry tile).....	4	260		Photographic apparatus and materials and projection equipment (except lenses).....	37	2,104
	Glass containers.....	2	-----		Piano and organ parts and materials.....	6	-----
	Lime.....	2	-----		Pianos.....	13	-----
	Mineral wool.....	1	-----		Wool pulling.....	1	-----
	Nonclay refractories.....	3	-----	<b>ROCHESTER INDUSTRIAL AREA</b>			
	Porcelain electrical supplies.....	2	-----	1	Biscuit, crackers, and pretzels.....	3	170
	Sand-lime brick, block and tile.....	4	-----		Chewing gum.....	1	-----
	Terra cotta.....	4	-----		Condensed and evaporated milk.....	2	-----
	Wallboard and wall plaster (except gypsum), building insulation (except mineral wool), and floor composition.....	21	325		Creamery butter.....	3	17
14	Automobile stampings.....	2	-----		Meat packing, wholesale.....	3	285
	Bolts, nuts, washers, and rivets—made in plants not operated in connection with rolling mills.....	11	-----		Pickled fruits and vegetables and vegetable sauces and seasonings.....	3	205
	Cast-iron pipe and fittings.....	2	-----		Prepared feeds (including mineral) for animals and fowls.....	2	-----
	Cold-rolled steel sheets and strip and cold-finished steel bars made in plants not operated in connection with hot-rolling mills.....	3	494		Preserves, jams, jellies, and fruit butters.....	2	-----
	Enameling, japanning, and lacquering.....	14	114		Salad dressings.....	1	-----
	Files.....	4	-----		Vinegar and cider.....	2	-----
	Firearms.....	2	-----	3	Cloth sponging and miscellaneous special finishing.....	1	-----
	Galvanizing and other coating—carried on in plants not operated in connection with rolling mills.....	11	-----		Cotton narrow fabrics.....	2	-----
	Malleable-iron castings.....	2	-----		Knitted outerwear (except knit gloves)—regular factories or jobbers engaging contractors.....	2	-----
	Nails, spikes, etc., not made in wire mills or in plants operated in connection with rolling mills.....	2	-----		Woolen and worsted manufactures—regular factories or jobbers engaging contractors.....	1	-----
	Safes and vaults.....	1	-----	4	Belts (apparel), regardless of material.....	1	-----
	Saws.....	5	120		House dresses, uniforms, and aprons—made in inside factories or by jobbers engaging contractors.....	1	-----
	Springs, steel (except wire)—made in plants not operated in connection with rolling mills.....	2	-----		Housefurnishings (except curtains, draperies, and bedspreads).....	2	-----
	Steam and hot-water heating apparatus (including hot-water furnaces).....	4	796		Men's neckwear—made in inside factories or by jobbers engaging contractors.....	4	213
	Steel barrels, kegs, and drums.....	7	-----		Miscellaneous fabricated textile products not elsewhere classified.....	1	-----
	Steel castings.....	3	310		Trimmings (not made in textile mills), stamped art goods, and art needlework—made in regular factories or by jobbers engaging contractors.....	1	-----
	Steel works and rolling mills.....	2	-----		Trousers (semidress), wash suits, and washable service apparel.....	2	-----
	Vitreous-enamelled products, including kitchen, household, and hospital utensils.....	3	-----		Work clothing (except work shirts), sport garments (except leather), and other men's and boys' apparel, not elsewhere classified.....	1	-----
	Wrought pipes, welded and heavy riveted—made in plants not operated in connection with rolling mills.....	3	-----	6	Baskets for fruits and vegetables.....	1	-----
15	Aluminum products (including rolling and drawing and extruding), not elsewhere classified.....	21	2,229		Laboratory, hospital, and other professional furniture.....	1	-----
	Aluminum ware, kitchen, hospital, and household (except electrical appliances).....	2	-----		Lasts and related products.....	2	-----
	Clocks, watches, and materials and parts (except watchcases).....	27	-----		Mirror frames and picture frames.....	2	-----
	Collapsible tubes.....	8	-----		Office furniture.....	1	-----
	Gold and silver leaf and foil.....	10	-----		Public-building furniture.....	1	-----
	Lapidary work.....	65	-----		Rattan and willowware (except furniture) and baskets other than vegetable and fruit baskets.....	1	-----
	Primary smelting and refining of nonferrous metals.....	4	-----		Wooden boxes except cigar boxes.....	4	180
	Silverware and plated ware.....	58	1,454	7	Converted paper products not elsewhere classified.....	1	-----
	Tin and other foils (except gold and silver foil).....	4	-----		Die-cut paper and paperboard, and converted cardboard.....	3	126
					Envelopes.....	1	-----
					Fiber cans, tubes, and similar products.....	1	-----
					Paper and paperboard mills.....	3	412

See footnote at end of table.

TABLE 12.—INDUSTRIES IN "OTHER INDUSTRIES" GROUPS—NUMBER OF ESTABLISHMENTS AND NUMBER OF WAGE EARNERS, FOR THE STATE, FOR THE ALBANY-SCHENECTADY-TROY, BUFFALO, NEW YORK CITY-NEWARK-JERSEY CITY, AND ROCHESTER INDUSTRIAL AREAS, AND FOR ALBANY, BUFFALO, NEW YORK CITY, ROCHESTER, SYRACUSE, UTICA, AND YONKERS: 1939—Continued

Group No. 1	INDUSTRY	Number of establishments	Wage earners	Group No. 1	INDUSTRY	Number of establishments	Wage earners
<b>ROCHESTER INDUSTRIAL AREA—Continued</b>				<b>ROCHESTER INDUSTRIAL AREA—Continued</b>			
8	Books: publishing and printing.....	1		18	Motor vehicles, motor-vehicle bodies, parts and accessories.....	4	999
	Greeting cards (except hand-painted).....	3					
	Machine and hand typesetting (including advertisement typesetting).....	3	36	19	Aircraft and parts, including aircraft engines.....	1	
	Newspapers: publishing and printing.....	13	358		Boat building and boat repairing.....	1	
9	Bluing.....	1			Cars and car equipment—railroad, street, and rapid-transit.....	2	
	Chemicals not elsewhere classified.....	1			Transportation equipment not elsewhere classified.....	1	
	Cleaning and polishing preparations, blackings, and dressings.....	3	9	20	Artists' materials.....	1	
	Fireworks.....	1			Beauty-shop and barber-shop equipment.....	1	
	Glue and gelatin.....	1			Brushes.....	1	
	Grease and tallow (except lubricating greases).....	2			Buttons.....	2	
	Insecticides, fungicides, and related industrial and household chemical compounds.....	5	21		Carbon paper and inked ribbons.....	9	225
	Mucilage, paste, and other adhesives, except glue and rubber cement.....	2			Children's vehicles.....	1	
	Perfumes, cosmetics, and other toilet preparations.....	3	191		Costume jewelry and costume novelties (jewelry other than fine jewelry).....	1	
	Plastic materials.....	1			Dental equipment and supplies.....	1	
	Soap and glycerin.....	1			Fabricated plastic products, not elsewhere classified.....	2	
	Vegetable and animal oils, not elsewhere classified.....	1			Games and toys (except dolls and children's vehicles).....	1	
10	Oven coke and coke-oven byproducts.....	1			Jewelry cases and instrument cases.....	1	
	Paving blocks and paving mixtures: asphalt, creosoted wood, and composition.....	3			Lamp shades.....	1	
11	Rubber products not elsewhere classified.....	1			Ophthalmic goods: lenses and fittings.....	7	3,073
12	Boot and shoe cut stock and findings.....	2			Optical instruments and lenses.....	5	546
	Industrial leather belting and packing leather.....	3	9		Photographic apparatus and materials and projection equipment (except lenses).....	13	
	Leather: tanned, curried, and finished—regular factories or jobbers engaging contractors.....	1			Pianos.....	1	
	Small leather goods.....	1			Professional and scientific instruments (except surgical and dental).....	1	
	Suitcases, brief cases, bags, trunks, and other luggage.....	1			Soda fountains, beer dispensing equipment, and related products.....	2	
13	Glass containers.....	3	427		Surgical and medical instruments.....	2	
	Gypsum products.....	1			Surgical supplies and equipment not elsewhere classified; orthopedic appliances.....	3	102
	Mirrors and other glass products made of purchased glass.....	4		<b>CITY OF ALBANY</b>			
	Nonclay refractories.....	1		1	Candy and other confectionery products.....	1	
14	Cutlery (except aluminum, silver, and plated cutlery) and edge tools.....	1			Food preparations, not elsewhere classified.....	1	
	Doors, window sash, frames, molding, and trim (made of metal).....	1			Ice cream and ices.....	3	34
	Enameling, japanning, and lacquering.....	1			Ice, manufactured.....	1	
	Forgings, iron and steel—made in plants not operated in connection with rolling mills.....	1			Meat packing, wholesale.....	1	
	Power boilers and associated products.....	1			Prepared feeds (including mineral) for animals and fowls.....	2	
	Safes and vaults.....	1			Sausages, prepared meats, and other meat products—made in meat-packing establishments.....	3	48
	Saws.....	1		2	Cigars.....	1	
	Screw-machine products and wood screws.....	2			Tobacco (chewing and smoking) and snuff.....	1	
	Steam fittings, regardless of material.....	2		3	Finishing of men's and boys' hats of fur-felt, wool-felt, and straw.....	1	
	Steel castings.....	1			Knitted gloves.....	1	
	Stoves, ranges, water heaters, and hot-air furnaces (except electric).....	1		4	Canvas products (except bags).....	1	
	Tin cans and other tinware not elsewhere classified.....	2			Children's dresses—made in contract factories.....	2	
	Wirework not elsewhere classified.....	1			Fur coats and other fur garments, accessories, and trimmings.....	1	
15	Alloying; and rolling and drawing of nonferrous metals, except aluminum.....	1			Men's and boys' hats and caps (except felt and straw).....	1	
	Aluminum products (including rolling and drawing and extruding), not elsewhere classified.....	1			Men's and boys' shirts (except work shirts), collars, and nightwear—made in inside factories or by jobbers engaging contractors.....	1	
	Electroplating, plating, and polishing.....	3	60		Women's and misses' blouses and waists—made in contract factories.....	1	
	Engraving on metal (except for printing purposes).....	2			Women's and misses' blouses and waists—made in inside factories or by jobbers engaging contractors.....	1	
	Jewelry (precious metals).....	3	62		Women's and misses' dresses (except house dresses)—made in contract factories.....	1	
	Lighting fixtures.....	1			Work clothing (except work shirts), sport garments (except leather), and other men's and boys' apparel, not elsewhere classified.....	1	
	Nonferrous-metal foundries (except aluminum).....	4	66	6	Partitions, shelving, cabinet work, and office and store fixtures.....	2	
	Secondary smelting and refining, gold, silver, and platinum.....	1			Upholstered household furniture.....	2	
	Secondary smelting and refining of nonferrous metals, not elsewhere classified.....	1			Wood products not elsewhere classified.....	1	
16	Communication equipment.....	3	621	7	Converted paper products not elsewhere classified.....	2	
	Electrical appliances.....	1			Die-cut paper and paperboard, and converted cardboard.....	2	
	Electric lamps.....	1			Paper and paperboard mills.....	1	
	Generating, distribution, and industrial apparatus, and apparatus for incorporation in manufactured products, not elsewhere classified.....	3	1,033		Paperboard containers and boxes not elsewhere classified.....	3	64
	Radios, radio tubes, and phonographs.....	2		8	Bookbinding and related industries.....	5	
17	Agricultural machinery (except tractors).....	1			Books: printing without publishing.....	3	
	Commercial laundry, dry-cleaning, and pressing machinery.....	2			Engraving (steel, copperplate, and wood); plate printing.....	3	
	Elevators, escalators, and conveyors.....	5	1,487		Lithographing and photo-lithographing (including preparation of stones or plates and dry transfers).....	4	
	Machine tools.....	1			Machine and hand typesetting (including advertisement typesetting).....	2	
	Measuring and dispensing pumps.....	1			Newspapers: publishing and printing.....	2	
	Measuring instruments, mechanical (except electrical measuring instruments, watches, and clocks).....	1			Periodicals: publishing without printing.....	3	
	Mechanical power-transmission equipment.....	1			Photoengraving, not done in printing establishments (including preparation of plates).....	3	
	Metalworking machinery and equipment, not elsewhere classified.....	1					
	Paper-mill, pulp-mill, and paper-products machinery.....	3	82				
	Pumping equipment and air compressors.....	5	136				
	Refrigerators, domestic (mechanical and absorption), refrigeration machinery and equipment, and complete air-conditioning units.....	1					
	Special-industry machinery, not elsewhere classified.....	1					
	Woodworking machinery.....	1					

See footnote at end of table.

TABLE 12.—INDUSTRIES IN "OTHER INDUSTRIES" GROUPS—NUMBER OF ESTABLISHMENTS AND NUMBER OF WAGE EARNERS, FOR THE STATE, FOR THE ALBANY-SCHENECTADY-TROY, BUFFALO, NEW YORK CITY-NEWARK-JERSEY CITY, AND ROCHESTER INDUSTRIAL AREAS, AND FOR ALBANY, BUFFALO, NEW YORK CITY, ROCHESTER, SYRACUSE, UTICA, AND YONKERS: 1939—Continued

Group No. <sup>1</sup>	INDUSTRY	Number of establishments	Wage earners	Group No. <sup>1</sup>	INDUSTRY	Number of establishments	Wage earners
<b>CITY OF ALBANY—Continued</b>				<b>CITY OF BUFFALO—Continued</b>			
9	Cleaning and polishing preparations, blackings, and dressings.....	3	.....	4	Trousers (semidress), wash suits, and washable service apparel.....	3	88
	Compressed and liquefied gases—made in petroleum refineries or in natural-gasoline plants.....	1	.....		Women's and misses' dresses (except house dresses)—made in inside factories or by jobbers engaging contractors.....	1	.....
	Fertilizers.....	1	.....	6	Caskets, coffins, burial cases, and other morticians' goods.....	2	.....
	Insecticides, fungicides, and related industrial and household chemical compounds.....	2	.....		Cooperage.....	1	.....
	Perfumes, cosmetics, and other toilet preparations.....	1	.....		Laboratory, hospital, and other professional furniture.....	1	.....
	Soap and glycerin.....	1	.....		Office furniture.....	1	.....
13	Brick and hollow structural tile.....	1	.....		Partitions, shelving, cabinet work, and office and store fixtures.....	3	22
	Concrete products.....	4	41		Rattan and willowware (except furniture) and baskets other than vegetable and fruit baskets.....	1	.....
	Mirrors and other glass products made of purchased glass.....	1	.....		Upholstered household furniture.....	4	177
	Monuments, tombstones, cut-stone, and stone products not elsewhere classified.....	1	.....		Venetian blinds.....	1	.....
14	Fabricated structural steel and ornamental metal work, made in plants not operated in connection with rolling mills.....	2	.....		Window and door screens and weather strip.....	1	.....
	Saws.....	1	.....		Wood preserving.....	1	.....
	Stoves, ranges, water heaters, and hot-air furnaces (except electric).....	1	.....		Wooden boxes except cigar boxes.....	1	.....
	Tin cans and other tinware not elsewhere classified.....	1	.....		Wood products not elsewhere classified.....	2	.....
15	Electroplating, plating, and polishing.....	1	.....	7	Coated and glazed paper.....	1	.....
	Jewelry (precious metals).....	1	.....		Converted paper products not elsewhere classified.....	1	.....
17	Industrial machinery, not elsewhere classified.....	1	.....		Envelopes.....	3	.....
	Machine-shop products, not elsewhere classified.....	2	.....		Fiber cans, tubes, and similar products.....	1	.....
	Machine-tool and other metalworking-machinery accessories, metal-cutting and shaping tools, and machinists' precision tools.....	1	.....		Wall paper.....	1	.....
	Measuring instruments, mechanical (except electrical measuring instruments, watches, and clocks).....	1	.....	8	Bookbinding and related industries.....	4	.....
	Refrigerators, domestic (mechanical and absorption), refrigeration machinery and equipment, and complete air-conditioning units.....	1	.....		Books: publishing and printing.....	3	.....
18	Motor vehicles, motor-vehicle bodies, parts and accessories.....	1	.....		Books: publishing without printing.....	2	.....
20	Brushes.....	1	.....		Newspapers: publishing without printing.....	4	.....
	Dental equipment and supplies.....	1	.....		Periodicals: publishing without printing.....	2	.....
	Fabricated plastic products, not elsewhere classified.....	1	.....	9	Chemicals not elsewhere classified.....	5	1,219
	Hand stamps, stencils, and brands.....	1	.....		Coal-tar products, crude and intermediate.....	1	.....
	Miscellaneous fabricated products not elsewhere classified.....	1	.....		Compressed and liquefied gases—made in petroleum refineries or in natural-gasoline plants.....	6	113
	Sporting and athletic goods not elsewhere classified.....	2	.....		Fertilizers.....	1	.....
<b>CITY OF BUFFALO</b>					Grease and tallow (except lubricating greases).....	4	.....
1	Biscuit, crackers, and pretzels.....	4	569		Lubricating oils and greases—made in petroleum refineries.....	2	.....
	Blended and prepared flour made from purchased flour.....	1	.....		Perfumes, cosmetics, and other toilet preparations.....	5	87
	Cereal preparations.....	1	.....		Printing ink.....	3	8
	Cheese.....	1	.....		Soap and glycerin.....	1	.....
	Chewing gum.....	2	.....		Soybean oil, cake, and meal.....	3	283
	Chocolate and cocoa products.....	1	.....		Tanning materials, natural dyestuffs, mordants, assistants, and sizes.....	2	.....
	Condensed and evaporated milk.....	2	.....	10	Oven coke and coke-oven byproducts.....	1	.....
	Creamery butter.....	3	.....		Petroleum refining.....	1	.....
	Cured fish.....	2	.....		Roofing, built-up and roll; asphalt shingles; roof coating (except paint).....	1	.....
	Flavoring extracts and flavoring sirups, not elsewhere classified.....	3	5	11	Reclaimed rubber.....	1	.....
	Flour and other grain-mill products.....	9	1,554		Rubber products not elsewhere classified.....	2	.....
	Food preparations, not elsewhere classified.....	3	.....	12	Industrial leather belting and packing leather.....	2	.....
	Macaroni, spaghetti, vermicelli, and noodles.....	3	.....		Leather: tanned, curried, and finished—regular factories or jobbers engaging contractors.....	2	.....
	Malt liquors.....	8	540		Saddlery, harness, and whips.....	1	.....
	Pickled fruits and vegetables and vegetable sauces and seasonings.....	1	.....		Small leather goods.....	2	.....
	Prepared feeds (including mineral) for animals and fowls.....	14	827	13	Abrasive wheels, stones, paper, cloth, and related products.....	1	.....
	Preserves, jams, jellies, and fruit butters.....	2	.....		Cement.....	1	.....
	Salad dressings.....	1	.....		Clay refractories, including refractory cement (clay).....	1	.....
3	Cloth sponging and miscellaneous special finishing.....	1	.....		Gypsum products.....	1	.....
	Cotton narrow fabrics.....	3	.....		Hotel china.....	1	.....
	Hosiery—full-fashioned.....	1	.....		Lime.....	1	.....
	Rayon narrow fabrics.....	1	.....		Sand-lime brick, block and tile.....	1	.....
	Silk throwing and spinning—contract factories.....	3	.....		Statuary and art goods (except stone and concrete)—factory production.....	2	.....
4	Coats, suits, and skirts (except fur coats)—made in inside factories or by jobbers engaging contractors.....	2	.....		Steam and other packing, pipe and boiler covering.....	1	.....
	Corsets and allied garments.....	1	.....		Wallboard and wall plaster (except gypsum), building insulation (except mineral wool), and floor composition.....	1	.....
	Fur coats and other fur garments, accessories, and trimmings.....	1	.....	14	Automobile stampings.....	1	.....
	House dresses, uniforms, and aprons—made in inside factories or by jobbers engaging contractors.....	1	.....		Blast-furnace products.....	3	644
	Housefurnishings (except curtains, draperies, and bedspreads).....	1	.....		Cold-rolled steel sheets and strip and cold-finished steel bars made in plants not operated in connection with hot-rolling mills.....	1	.....
	Men's neckwear—made in inside factories or by jobbers engaging contractors.....	1	.....		Doors, window sash, frames, molding, and trim (made of metal).....	2	.....
	Millinery.....	5	.....		Fabricated structural steel and ornamental metal work, made in plants not operated in connection with rolling mills.....	16	.....
	Miscellaneous fabricated textile products not elsewhere classified.....	1	.....		Forgings, iron and steel—made in plants not operated in connection with rolling mills.....	4	.....
	Robes, lounging garments, and dressing gowns.....	1	.....		Galvanizing and other coating—carried on in plants not operated in connection with rolling mills.....	2	.....
	Suspenders, garters, and other goods made from purchased elastic material.....	1	.....		Heating and cooking apparatus, except electric, not elsewhere classified.....	5	.....
					Malleable-iron castings.....	3	.....
					Oil burners, domestic and industrial.....	1	.....
					Saws.....	1	.....

See footnote at end of table.



TABLE 12.—INDUSTRIES IN "OTHER INDUSTRIES" GROUPS—NUMBER OF ESTABLISHMENTS AND NUMBER OF WAGE EARNERS, FOR THE STATE, FOR THE ALBANY-SCHENECTADY-TROY, BUFFALO, NEW YORK CITY-NEWARK-JERSEY CITY, AND ROCHESTER INDUSTRIAL AREAS, AND FOR ALBANY, BUFFALO, NEW YORK CITY, ROCHESTER, SYRACUSE, UTICA, AND YONKERS: 1939—Continued

Group No.¹	INDUSTRY	Number of establishments	Wage earners	Group No.¹	INDUSTRY	Number of establishments	Wage earners
CITY OF BUFFALO—Continued				CITY OF NEW YORK—Continued			
14	Screw-machine products and wood screws.....	2	-----	1	Flavoring extracts and flavoring sirups, not elsewhere classified.....	94	556
	Stamped and pressed metal products (except automobile stampings).....	5	-----		Flour and other grain-mill products.....	60	760
	Steam and hot-water heating apparatus (including hot-water furnaces).....	3	-----		Liquors, rectified or blended.....	12	-----
	Steel barrels, kegs, and drums.....	1	-----		Poultry dressing and packing, wholesale.....	8	-----
	Steel works and rolling mills.....	2	-----		Salad dressings.....	9	296
	Wirework not elsewhere classified.....	6	-----		Sausages, prepared meats, and other meat products— not made in meat-packing establishments.....	97	862
15	Alloying; and rolling and drawing of nonferrous metals, except aluminum.....	3	981		Special dairy products.....	3	-----
	Aluminum products (including rolling and drawing and extruding), not elsewhere classified.....	1	-----		Vinegar and cider.....	1	-----
	Electroplating, plating, and polishing.....	5	-----	3	Artificial leather and oilcloth.....	3	-----
	Jewelry (precious metals).....	15	173		Batting, padding, and wadding; upholstery filling.....	10	-----
	Lighting fixtures.....	5	-----		Carpets and rugs, wool.....	1	-----
	Nonferrous-metal foundries (except aluminum).....	6	-----		Cloth sponging and miscellaneous special finishing.....	38	535
	Nonferrous-metal products not elsewhere classified.....	2	-----		Cotton yarn.....	11	-----
	Secondary smelting and refining, gold, silver, and platinum.....	1	-----		Hat bodies and hats, fur-felt.....	5	-----
	Secondary smelting and refining of nonferrous metals, not elsewhere classified.....	3	-----		Hatters' fur.....	3	-----
16	Electric lamps.....	1	-----		Hosiery—seamless.....	7	156
	Generating, distribution, and industrial apparatus, and apparatus for incorporation in manufactured products, not elsewhere classified.....	4	-----		Jute goods (except felt).....	1	-----
	Insulated wire and cable.....	1	-----		Knitted goods.....	2	-----
	Radios, radio tubes, and phonographs.....	1	-----		Knitted outerwear (except knit gloves)—contract factories.....	182	2,500
17	Blowers; exhaust and ventilating fans.....	1	-----		Lace goods.....	8	345
	Commercial laundry, dry-cleaning, and pressing ma- chinery.....	1	-----		Processed waste and recovered wool fibers—contract factories.....	2	-----
	Elevators, escalators, and conveyors.....	1	217		Processed waste and recovered wool fibers—regular factories or jobbers engaging contractors.....	4	206
	Internal-combustion engines.....	3	826		Rayon broad woven goods—regular factories or jobbers engaging contractors.....	4	33
	Machine-shop products, not elsewhere classified.....	24	421		Rayon narrow fabrics.....	33	917
	Machine tools.....	2	-----		Rayon throwing and spinning—contract factories.....	1	-----
	Measuring and dispensing pumps.....	1	-----		Rayon yarn and thread, spun or thrown—regular fac- tories or jobbers engaging contractors.....	11	-----
	Measuring instruments, mechanical (except electrical measuring instruments, watches, and clocks).....	2	-----		Silk broad woven goods—contract factories.....	1	-----
	Mechanical power-transmission equipment.....	1	-----		Silk broad woven goods—regular factories or jobbers engaging contractors.....	5	306
	Metalworking machinery and equipment, not else- where classified.....	1	-----		Silk yarn and thread, spun or thrown—regular fac- tories or jobbers engaging contractors.....	3	-----
	Office and store machines not elsewhere classified.....	2	-----		Woolen and worsted manufactures—contract factories.....	1	-----
	Printing-trades machinery and equipment.....	1	-----	4	Children's and infants' wear not elsewhere classified— made in contract factories.....	10	-----
	Pumping equipment and air compressors.....	2	-----		Dress and semidress gloves and mittens; cloth, cloth and leather combined.....	24	-----
	Scales and balances.....	1	-----		Embroideries, other than Schiffli-machine products— made in regular factories or by jobbers engaging contractors.....	32	-----
	Special-industry machinery, not elsewhere classified.....	1	-----		Handkerchiefs—made in contract factories.....	6	93
	Textile machinery.....	1	-----		Handkerchiefs—made in inside factories or by jobbers engaging contractors.....	25	-----
	Woodworking machinery.....	1	-----		Men's and boys' hats and caps (except felt and straw) .....	93	949
18	Motor vehicles, motor-vehicle bodies, parts and acces- sories.....	18	4,835		Men's and boys' underwear—made in contract fac- tories.....	1	-----
19	Aircraft and parts, including aircraft engines.....	2	-----		Men's and boys' underwear—made in inside factories or by jobbers engaging contractors.....	3	-----
	Cars and car equipment—railroad, street, and rapid- transit.....	1	-----		Men's neckwear—made in contract factories.....	17	-----
	Motorcycles, bicycles, and parts.....	1	-----		Suspenders, garters, and other goods made from pur- chased elastic material.....	31	-----
	Shipbuilding and ship repairing.....	2	-----		Trimnings (not made in textile mills), stamped art goods, and art needlework—made in regular fac- tories or by jobbers engaging contractors.....	147	1,769
20	Brooms.....	1	-----		Work gloves and mittens: cloth, cloth and leather com- bined.....	2	-----
	Brushes.....	1	-----		Work shirts.....	6	-----
	Dental equipment and supplies.....	4	-----	5	Plywood mills.....	2	-----
	Fabricated plastic products not elsewhere classified.....	1	-----		Sawmills, veneer mills, and cooperage-stock mills, including those combined with logging camps and with planing mills.....	1	-----
	Feathers, plumes, and artificial flowers.....	1	-----		Laboratory, hospital, and other professional furniture .....	16	-----
	Games and toys (except dolls and children's vehicles).....	1	-----		Matches.....	1	-----
	Jewelry cases and instrument cases.....	6	-----		Office furniture.....	20	455
	Miscellaneous fabricated products, not elsewhere classi- fied.....	2	-----		Rattan and willowware (except furniture) and baskets other than vegetable and fruit baskets.....	9	-----
	Needles, pins, hooks and eyes, and slide and snap fasteners.....	1	-----		Venetian blinds.....	45	482
	Optical instruments and lenses.....	1	-----		Window and door screens and weather strip.....	11	55
	Organs.....	1	-----		Wood preserving.....	1	-----
	Photographic apparatus and materials and projection equipment (except lenses).....	2	-----	7	Paper and paperboard mills.....	2	-----
	Professional and scientific instruments (except surgical and dental).....	1	-----		Pulp goods (pressed, molded).....	1	-----
	Signs, advertising displays, and advertising novelties.....	18	-----		Wallpaper.....	1	-----
	Sporting and athletic goods not elsewhere classified.....	3	-----	8	Books: publishing and printing.....	16	329
	Surgical supplies and equipment not elsewhere classi- fied; orthopedic appliances.....	4	4		Books: publishing without printing.....	246	-----
CITY OF NEW YORK					Electrotyping and stereotyping, not done in printing establishments.....	41	1,111
1	Baking powder, yeast, and other leavening compounds.....	6	-----		Greeting cards (except hand-painted).....	33	1,074
	Biscuit, crackers, and pretzels.....	18	3,824	9	Bluing.....	1	-----
	Blended and prepared flour made from purchased flour.....	2	-----		Candles.....	8	-----
	Candy and other confectionery products.....	115	5,284		Chemicals not elsewhere classified.....	39	863
	Cane-sugar refining.....	5	-----		Colors and pigments.....	10	-----
	Cereal preparations.....	2	-----		Essential oils.....	6	-----
	Chewing gum.....	4	-----				
	Chocolate and cocoa products.....	10	828				
	Condensed and evaporated milk.....	4	19				
	Creamery butter.....	1	-----				
	Cured fish.....	14	-----				

See footnote at end of table.

TABLE 12.—INDUSTRIES IN "OTHER INDUSTRIES" GROUPS—NUMBER OF ESTABLISHMENTS AND NUMBER OF WAGE EARNERS, FOR THE STATE, FOR THE ALBANY-SCHENECTADY-TROY, BUFFALO, NEW YORK CITY-NEWARK-JERSEY CITY, AND ROCHESTER INDUSTRIAL AREAS, AND FOR ALBANY, BUFFALO, NEW YORK CITY, ROCHESTER, SYRACUSE, UTICA, AND YONKERS: 1939—Continued

Group No.1	INDUSTRY	Number of establishments	Wage earners	Group No.1	INDUSTRY	Number of establishments	Wage earners
<b>CITY OF NEW YORK—Continued</b>				<b>CITY OF NEW YORK—Continued</b>			
9	Fireworks.....	1	.....	17	Measuring and dispensing pumps.....	2	.....
	Fish and other marine oils, cake, and meal.....	1	.....		Metalworking machinery and equipment, not elsewhere classified.....	8	704
	Glue and gelatin.....	8	141		Scales and balances.....	5	395
	Linseed oil, cake, and meal.....	2	.....		Sewing machines, domestic and industrial.....	20	.....
	Mucilage, paste, and other adhesives, except glue and rubber cement.....	11	82		Smokers, mechanical, domestic and industrial.....	1	.....
	Plastic materials.....	3	701		Woodworking machinery.....	2	.....
	Printing ink.....	42	1,496	18	Motor vehicles, motor-vehicle bodies, parts and accessories.....	63	1,241
	Soap and glycerin.....	35	.....		.....	.....	.....
	Tanning materials, natural dyestuffs, mordants, assistants, and sizes.....	11	102	19	Boat building and boat repairing.....	12	.....
	Writing ink.....	5	38		Motorcycles, bicycles, and parts.....	2	.....
10	Oven coke and coke-oven byproducts.....	2	.....	20	Artists' materials.....	14	.....
	Paving blocks and paving mixtures: asphalt, crossotied wood, and composition.....	1	.....		Beauty-shop and barber-shop equipment.....	22	.....
	Petroleum refining.....	4	608		Brooms.....	8	.....
12	Boot and shoe cut stock and findings.....	44	945		Buttons.....	146	2,731
	Industrial leather belting and packing leather.....	25	90		Carbon paper and inked ribbons.....	11	.....
	Leather gloves and mittens.....	40	.....		Children's vehicles.....	8	.....
	Saddlery, harness, and whips.....	3	.....		Costume jewelry and costume novelties (jewelry other than fine jewelry).....	147	2,126
13	Abrasive wheels, stones, paper, cloth, and related products.....	16	.....		Dental equipment and supplies.....	26	698
	Asbestos products (except steam packing and pipe and boiler covering).....	3	.....		Fire extinguishers, chemical.....	3	.....
	Clay products (except pottery) not elsewhere classified.....	1	.....		Furs, dressed and dyed.....	96	2,236
	Glass containers.....	1	.....		Games and toys (except dolls and children's vehicles).....	100	2,046
	Gypsum products.....	2	.....		Jewelry cases and instrument cases.....	57	1,335
	Pottery products not elsewhere classified.....	1	.....		Musical instruments, parts, and materials not elsewhere classified.....	22	.....
	Sand-lime brick, block and tile.....	1	.....		Ophthalmic goods: lenses and fittings.....	22	571
	Tableware, pressed or blown glass, and glassware not elsewhere classified.....	5	293		Photographic apparatus and materials and projection equipment (except lenses).....	35	.....
	Terra cotta.....	1	.....		Piano and organ parts and materials.....	4	.....
14	Automobile stampings.....	2	.....		Pianos.....	12	.....
	Bolts, nuts, washers, and rivets—made in plants not operated in connection with rolling mills.....	2	.....		Professional and scientific instruments (except surgical and dental).....	60	3,710
	Cast-iron pipe and fittings.....	1	.....		Soda fountains, beer dispensing equipment, and related products.....	13	.....
	Cutlery (except aluminum, silver, and plated cutlery) and edge tools.....	26	1,463		Surgical and medical instruments.....	9	.....
	Enameling, japanning, and lacquering.....	10	.....		Surgical supplies and equipment not elsewhere classified; orthopedic appliances.....	50	766
	Files.....	2	.....		Tobacco pipes and cigarette holders.....	13	.....
	Firearms.....	1	.....		Wool pulling.....	1	.....
	Forgings, iron and steel—made in plants not operated in connection with rolling mills.....	4	58	<b>CITY OF ROCHESTER</b>			
	Galvanizing and other coating—carried on in plants not operated in connection with rolling mills.....	8	.....	1	Biscuit, crackers, and pretzels.....	3	.....
	Hardware not elsewhere classified.....	56	1,556		Canned and dried fruits and vegetables (including canned soups).....	5	628
	Heating and cooking apparatus, except electric, not elsewhere classified.....	23	122		Chewing gum.....	1	.....
	Nails, spikes, etc., not made in wire mills or in plants operated in connection with rolling mills.....	2	.....		Condensed and evaporated milk.....	1	.....
	Safes and vaults.....	1	.....		Creamery butter.....	2	.....
	Saws.....	4	659		Flour and other grain-mill products.....	1	.....
	Screw-machine products and wood screws.....	22	.....		Food preparations, not elsewhere classified.....	3	.....
	Springs, steel (except wire)—made in plants not operated in connection with rolling mills.....	2	.....		Meat packing, wholesale.....	2	.....
	Steel barrels, kegs, and drums.....	2	.....		Pickled fruits and vegetables and vegetable sauces and seasonings.....	2	.....
	Stoves, ranges, water heaters, and hot-air furnaces (except electric).....	13	646		Prepared feeds (including mineral) for animals and fowls.....	1	.....
	Tin cans and other tinware not elsewhere classified.....	34	2,644		Preserves, jams, jellies, and fruit butters.....	1	.....
	Vitreous-enameled products, including kitchen, household, and hospital utensils.....	2	.....		Salad dressings.....	1	.....
	Wrought pipes, welded and heavy riveted—made in plants not operated in connection with rolling mills.....	2	.....	3	Cloth sponging and miscellaneous special finishing.....	1	.....
15	Aluminum products (including rolling and drawing and extruding), not elsewhere classified.....	12	164		Cotton narrow fabrics.....	2	.....
	Aluminum ware, kitchen, hospital, and household (except electrical appliances).....	1	.....		Knitted outerwear (except knit gloves)—regular factories or jobbers engaging contractors.....	2	.....
	Clocks, watches, and materials and parts (except watch-cases).....	23	.....		Woolen and worsted manufactures—regular factories or jobbers engaging contractors.....	1	.....
	Collapsible tubes.....	2	.....	4	Belts (apparel), regardless of material.....	1	.....
	Primary smelting and refining of nonferrous metals.....	1	.....		Canvas products (except bags).....	4	.....
	Silverware and plated ware.....	42	1,031		House dresses, uniforms, and aprons—made in inside factories or by jobbers engaging contractors.....	1	.....
	Tin and other foils (except gold and silver foil).....	3	.....		Housefurnishings (except curtains, draperies, and bedspreads).....	2	.....
16	Automotive electrical equipment.....	8	736		Men's neckwear—made in inside factories or by jobbers engaging contractors.....	4	213
	Batteries, storage and primary (dry and wet).....	5	328		Miscellaneous fabricated textile products not elsewhere classified.....	1	.....
	Carbon products for the electrical industry, and manufactures of carbon or artificial graphite.....	3	.....		Trimmings (not made in textile mills), stamped art goods, and art needlework—made in regular factories or by jobbers engaging contractors.....	1	.....
	Communication equipment.....	46	1,785		Trousers (semidress), wash suits, and washable service apparel.....	2	.....
	Electrical appliances.....	13	158		Work clothing (except work shirts), sport garments (except leather), and other men's and boys' apparel, not elsewhere classified.....	1	.....
	Electrical measuring instruments.....	8	.....	5	Planting mills not operated in conjunction with sawmills.....	9	.....
	Electrical products not elsewhere classified.....	23	.....	6	Caskets, coffins, burial cases, and other morticians' goods.....	3	.....
	Electric lamps.....	7	.....		Laboratory, hospital, and other professional furniture.....	1	.....
	Generating, distribution, and industrial apparatus, and apparatus for incorporation in manufactured products, not elsewhere classified.....	43	1,898		Lasts and related products.....	2	.....
	Insulated wire and cable.....	12	724		Mirror frames and picture frames.....	2	.....
	X-ray and therapeutic apparatus and electronic tubes.....	17	.....		Office furniture.....	1	.....
17	Blowers; exhaust and ventilating fans.....	2	.....				
	Internal-combustion engines.....	1	.....				
	Machine tools.....	2	.....				

See footnote at end of table.



TABLE 12.—INDUSTRIES IN "OTHER INDUSTRIES" GROUPS—NUMBER OF ESTABLISHMENTS AND NUMBER OF WAGE EARNERS, FOR THE STATE, FOR THE ALBANY-SCHENECTADY-TROY, BUFFALO, NEW YORK CITY-NEWARK-JERSEY CITY, AND ROCHESTER INDUSTRIAL AREAS, AND FOR ALBANY, BUFFALO, NEW YORK CITY, ROCHESTER, SYRACUSE, UTICA, AND YONKERS: 1939—Continued

Group No.	INDUSTRY	Number of establishments	Wage earners	Group No.	INDUSTRY	Number of establishments	Wage earners
CITY OF ROCHESTER—Continued				CITY OF ROCHESTER—Continued			
6	Public-building furniture.....	1		17	Machine tools.....	5	1,487
	Rattan and willowware (except furniture) and baskets other than vegetable and fruit baskets.....	1			Measuring and dispensing pumps.....	1	
	Wooden boxes except cigar boxes.....	4	130		Measuring instruments, mechanical (except electrical measuring instruments, watches, and clocks).....	1	
	Wood products not elsewhere classified.....	3			Mechanical power-transmission equipment.....	1	
7	Converted paper products not elsewhere classified.....	1			Metalworking machinery and equipment, not elsewhere classified.....	1	
	Die-cut paper and paperboard, and converted cardboard.....	3	126		Paper-mill, pulp-mill, and paper-products machinery.....	2	
	Envelopes.....	1			Pumping equipment and air compressors.....	5	136
	Fiber cans, tubes, and similar products.....	1			Special-industry machinery, not elsewhere classified.....	1	
	Paper and paperboard mills.....	2			Woodworking machinery.....	1	
8	Books: publishing and printing.....	1		18	Motor vehicles, motor-vehicle bodies, parts and accessories.....	3	
	Greeting cards (except hand-painted).....	3		19	Aircraft and parts, including aircraft engines.....	1	
	Machine and hand typesetting (including advertisement typesetting).....	3	36		Transportation equipment not elsewhere classified.....	1	
	Newspapers: publishing and printing.....	7	343	20	Artists' materials.....	1	
9	Bluing.....	1			Beauty-shop and barber-shop equipment.....	1	
	Chemicals not elsewhere classified.....	1			Brushes.....	1	
	Cleaning and polishing preparations, blackings, and dressings.....	3	9		Buttons.....	2	
	Glue and gelatin.....	1			Carbon paper and inked ribbons.....	9	225
	Grease and tallow (except lubricating greases).....	1			Children's vehicles.....	1	
	Insecticides, fungicides, and related industrial and household chemical compounds.....	4			Costume jewelry and costume novelties (jewelry other than fine jewelry).....	1	
	Mucilage, paste, and other adhesives, except glue and rubber cement.....	1			Dental equipment and supplies.....	1	
	Paints, varnishes, and lacquers.....	3			Fabricated plastic products, not elsewhere classified.....	2	
	Perfumes, cosmetics, and other toilet preparations.....	3	191		Games and toys (except dolls and children's vehicles).....	1	
	Plastic materials.....	1			Jewelry cases and instrument cases.....	1	
	Soap and glycerin.....	1			Lamp shades.....	1	
10	Oven coke and coke-oven byproducts.....	1			Ophthalmic goods: lenses and fittings.....	7	3,073
	Paving blocks and paving mixtures: asphalt, creosoted wood, and composition.....	2			Optical instruments and lenses.....	5	546
11	Rubber products not elsewhere classified.....	1			Photographic apparatus and materials and projection equipment (except lenses).....	12	
12	Boot and shoe cut stock and findings.....	2			Professional and scientific instruments (except surgical and dental).....	1	
	Industrial leather belting and packing leather.....	3	9		Signs, advertising displays, and advertising novelties.....	13	
	Leather: tanned, curried, and finished—regular factories or jobbers engaging contractors.....	1			Soda fountains, beer dispensing equipment, and related products.....	2	
	Small leather goods.....	1			Surgical and medical instruments.....	2	
	Suitcases, brief cases, bags, trunks, and other luggage.....	1			Surgical supplies and equipment not elsewhere classified; orthopedic appliances.....	3	102
13	Glass containers.....	3	427	CITY OF SYRACUSE			
	Mirrors and other glass products made of purchased glass.....	4		1	Candy and other confectionery products.....	1	
14	Cutlery (except aluminum, silver, and plated cutlery) and edge tools.....	1			Cheese.....	4	5
	Doors, window sash, frames, molding, and trim (made of metal).....	1			Creamery butter.....	2	
	Enameling, japanning, and lacquering.....	1			Food preparations, not elsewhere classified.....	2	
	Forgings, iron and steel—made in plants not operated in connection with rolling mills.....	1			Ice, manufactured.....	2	
	Hardware not elsewhere classified.....	5			Macaroni, spaghetti, vermicelli, and noodles.....	1	
	Power boilers and associated products.....	1			Meat packing, wholesale.....	1	
	Safes and vaults.....	1			Poultry dressing and packing, wholesale.....	1	
	Saws.....	1			Prepared feeds (including mineral) for animals and fowls.....	1	
	Screw-machine products and wood screws.....	2		2	Cigars.....	1	
	Steam fittings, regardless of material.....	2			Tobacco (chewing and smoking) and snuff.....	3	
	Steel castings.....	1		3	Carpets, rugs, and mats made from such materials as paper fiber, grass, jute, flax, sisal cotton, cocoa fiber, and rags.....	1	
	Stoves, ranges, water heaters, and hot-air furnaces (except electric).....	1			Knitted cloth.....	1	
	Tin cans and other tinware not elsewhere classified.....	1			Knitted outerwear (except knit gloves)—regular factories or jobbers engaging contractors.....	1	
	Wirework not elsewhere classified.....	1		4	Children's dresses—made in contract factories.....	1	
15	Alloying; and rolling and drawing of nonferrous metals, except aluminum.....	1			Coats, suits, and skirts (except fur coats)—made in inside factories or by jobbers engaging contractors.....	1	
	Aluminum products (including rolling and drawing and extruding), not elsewhere classified.....	1			House dresses, uniforms, and aprons—made in contract factories.....	1	
	Electroplating, plating, and polishing.....	3	60		House dresses, uniforms, and aprons—made in inside factories or by jobbers engaging contractors.....	2	
	Engraving on metal (except for printing purposes).....	2			Housefurnishings (except curtains, draperies, and bedspreads).....	1	
	Jewelry (precious metals).....	3	62		Men's and boys' suits, coats, and overcoats (except work clothing)—made in contract factories.....	1	
	Lighting fixtures.....	1			Miscellaneous fabricated textile products not elsewhere classified.....	2	
	Nonferrous-metal foundries (except aluminum).....	4	66	6	Caskets, coffins, burial cases, and other morticians' goods.....	1	
	Secondary smelting and refining, gold, silver, and platinum.....	1			Household furniture, except upholstered.....	1	
	Secondary smelting and refining of nonferrous metals, not elsewhere classified.....	1			Mattresses and bedsprings.....	3	46
16	Communication equipment.....	2			Mirror frames and picture frames.....	1	
	Electrical appliances.....	1			Office furniture.....	1	
	Electric lamps.....	1			Partitions, shelving, cabinet work, and office and store fixtures.....	2	
	Generating, distribution, and industrial apparatus, and apparatus for incorporation in manufactured products, not elsewhere classified.....	3	1,033		Public-building furniture.....	2	
	Radios, radio tubes, and phonographs.....	2			Upholstered household furniture.....	2	
17	Commercial laundry, dry-cleaning, and pressing machinery.....	2			Wooden boxes except cigar boxes.....	1	
	Elevators, escalators, and conveyors.....	1			Wood products not elsewhere classified.....	2	
	Food-products machinery.....	3		7	Die-cut paper and paperboard, and converted cardboard.....	1	

See footnote at end of table.

TABLE 12.—INDUSTRIES IN "OTHER INDUSTRIES" GROUPS—NUMBER OF ESTABLISHMENTS AND NUMBER OF WAGE EARNERS, FOR THE STATE, FOR THE ALBANY-SCHENECTADY-TROY, BUFFALO, NEW YORK CITY-NEWARK-JERSEY CITY, AND ROCHESTER INDUSTRIAL AREAS, AND FOR ALBANY, BUFFALO, NEW YORK CITY, ROCHESTER, SYRACUSE, UTICA, AND YONKERS: 1939—Continued

Group No.¹	INDUSTRY	Number of establishments	Wage earners	Group No.¹	INDUSTRY	Number of establishments	Wage earners
CITY OF SYRACUSE—Continued				CITY OF SYRACUSE—Continued			
8	Books: printing without publishing.....	1	---	18	Motor vehicles, motor-vehicle bodies, parts and accessories.....	3	989
	Books: publishing and printing.....	1	---				
	Electrotyping and stereotyping, not done in printing establishments.....	2	---	20	Brooms.....	1	---
	Engraving (steel, copperplate, and wood); plate printing.....	1	---		Hand stamps, stencils, and brands.....	2	---
	Lithographing and photo-lithographing (including preparation of stones or plates and dry transfers).....	2	---		Professional and scientific instruments (except surgical and dental).....	2	---
	Machine and hand typesetting (including advertisement typesetting).....	1	---		Signs, advertising displays, and advertising novelties.....	2	---
	Newspapers: publishing without printing.....	1	---		Sporting and athletic goods not elsewhere classified.....	1	---
	Periodicals: publishing and printing.....	1	---		Surgical supplies and equipment not elsewhere classified; orthopedic appliances.....	1	---
	Periodicals: publishing without printing.....	1	---	CITY OF UTICA			
9	Candles.....	4	180	1	Condensed and evaporated milk.....	2	---
	Chemicals not elsewhere classified.....	1	---		Ice cream and ices.....	6	42
	Cleaning and polishing preparations, blackings, and dressings.....	1	---		Ice, manufactured.....	3	12
	Fertilizers.....	1	---		Meat packing, wholesale.....	3	164
	Grease and tallow (except lubricating greases).....	2	---		Prepared feeds (including mineral) for animals and fowls.....	1	---
	Insecticides, fungicides, and related industrial and household chemical compounds.....	2	---		Sausages, prepared meats, and other meat products— not made in meat-packing establishments.....	2	---
	Lubricating oils and greases— not made in petroleum refineries.....	1	---	2	Cigars.....	1	---
	Paints, varnishes, and lacquers.....	1	---		Tobacco (chewing and smoking) and snuff.....	1	---
10	Paving blocks and paving mixtures: asphalt, creosoted wood, and composition.....	2	---	3	Cordage and twine.....	1	---
11	Rubber products not elsewhere classified.....	1	---		Cotton broad woven goods.....	3	1,781
12	Boot and shoe cut stock and findings.....	1	---		Cotton narrow fabrics.....	1	---
	Footwear (except rubber).....	2	---		Cotton yarn.....	1	---
	Saddlery, harness, and whips.....	1	---		Dyeing and finishing cotton, rayon, silk, and linen textiles.....	1	---
	Women's pocketbooks, handbags, and purses.....	2	---		Hosiery—seamless.....	1	---
13	Gypsum products.....	1	---		Knitted outerwear (except knit gloves)—regular factories or jobbers engaging contractors.....	1	---
	Hotel china.....	1	---		Woolen and worsted manufactures—regular factories or jobbers engaging contractors.....	1	---
	Mirrors and other glass products made of purchased glass.....	1	---	4	Men's and boys' hats and caps (except felt and straw).....	2	---
14	Automobile stampings.....	1	---		Men's and boys' suits, coats, and overcoats (except work clothing)—made in contract factories.....	2	---
	Cutlery (except aluminum, silver, and plated cutlery) and edge tools.....	1	---		Men's and boys' underwear—made in inside factories or by jobbers engaging contractors.....	2	---
	Doors, window sash, frames, molding, and trim (made of metal).....	2	---		Miscellaneous fabricated textile products not elsewhere classified.....	1	---
	Forgings, iron and steel—made in plants not operated in connection with rolling mills.....	1	---		Textile bags— not made in textile mills.....	1	---
	Hardware not elsewhere classified.....	1	---		Work clothing (except work shirts), sport garments (except leather), and other men's and boys' apparel, not elsewhere classified.....	1	---
	Power boilers and associated products.....	2	---	6	Mattresses and bedsprings.....	3	248
	Saws.....	1	---				
	Screw-machine products and wood screws.....	2	---	7	Converted paper products not elsewhere classified.....	2	---
	Springs, steel (except wire)—made in plants not operated in connection with rolling mills.....	1	---		Fiber cans, tubes, and similar products.....	1	---
	Steam and hot-water heating apparatus (including hot-water furnaces).....	1	---	8	Books: printing without publishing.....	2	---
	Steam fittings, regardless of material.....	1	---		Electrotyping and stereotyping, not done in printing establishments.....	1	---
	Steel works and rolling mills.....	2	---		Machine and hand typesetting (including advertisement typesetting).....	2	---
	Stoves, ranges, water heaters, and hot-air furnaces (except electric).....	2	---		Newspapers: publishing and printing.....	3	173
	Tin cans and other tinware not elsewhere classified.....	1	---	9	Cleaning and polishing preparations, blackings, and dressings.....	2	---
15	Alloying; and rolling and drawing of nonferrous metals, except aluminum.....	1	---		Coal-tar products, crude and intermediate.....	1	---
	Electroplating, plating, and polishing.....	1	---		Compressed and liquefied gases— not made in petroleum refineries or in natural-gasoline plants.....	1	---
	Lighting fixtures.....	2	---		Insecticides, fungicides, and related industrial and household chemical compounds.....	3	6
	Nonferrous-metal foundries (except aluminum).....	3	64		Rayon and allied products.....	1	---
	Nonferrous-metal products not elsewhere classified.....	1	---	10	Oven coke and coke-oven byproducts.....	1	---
	Sheet-metal work not specifically classified.....	1	---	12	Industrial leather belting and packing leather.....	1	---
16	Communication equipment.....	1	---		Suitcases, brief cases, bags, trunks, and other luggage.....	1	---
	Electrical products not elsewhere classified.....	1	---	13	Abrasive wheels, stones, paper, cloth, and related products.....	1	---
	Wiring devices and supplies.....	1	---	14	Cutlery (except aluminum, silver, and plated cutlery) and edge tools.....	1	---
17	Agricultural machinery (except tractors).....	3	380		Enameled-iron sanitary ware and other plumbers' supplies (not including pipe and vitreous and semi-vitreous china sanitary ware).....	1	---
	Commercial laundry, dry-cleaning, and pressing machinery.....	2	---		Fabricated structural steel and ornamental metal work, made in plants not operated in connection with rolling mills.....	2	---
	Industrial machinery, not elsewhere classified.....	1	---		Firearms.....	1	---
	Internal-combustion engines.....	1	---		Gray-iron and semisteel castings.....	1	---
	Laundry equipment, domestic.....	1	---		Power boilers and associated products.....	1	---
	Machine-shop products, not elsewhere classified.....	8	48		Stamped and pressed metal products (except automobile stampings).....	1	---
	Machine-shop repairs.....	3	18		Steam and hot-water heating apparatus (including hot-water furnaces).....	1	---
	Machine-tool and other metalworking-machinery accessories, metal-cutting and shaping tools, and machinists' precision tools.....	9	218		Stoves, ranges, water heaters, and hot-air furnaces (except electric).....	1	---
	Measuring instruments, mechanical (except electrical measuring instruments, watches, and clocks).....	1	---		Wirework not elsewhere classified.....	1	---
	Mechanical power-transmission equipment.....	3	324				
	Metalworking machinery and equipment, not elsewhere classified.....	3	814				
	Office and store machines not elsewhere classified.....	2	---				
	Paper-mill, pulp-mill, and paper-products machinery.....	1	---				
	Refrigerators, domestic (mechanical and absorption), refrigeration machinery and equipment, and complete air-conditioning units.....	1	---				
	Textile machinery.....	1	---				
	Woodworking machinery.....	2	---				

See footnote at end of table.

TABLE 12.—INDUSTRIES IN "OTHER INDUSTRIES" GROUPS—NUMBER OF ESTABLISHMENTS AND NUMBER OF WAGE EARNERS, FOR THE STATE, FOR THE ALBANY-SCHENECTADY-TROY, BUFFALO, NEW YORK CITY-NEWARK-JERSEY CITY, AND ROCHESTER INDUSTRIAL AREAS, AND FOR ALBANY, BUFFALO, NEW YORK CITY, ROCHESTER, SYRACUSE, UTICA, AND YONKERS: 1939—Continued

Group No. <sup>1</sup>	INDUSTRY	Number of establishments	Wage earners	Group No. <sup>1</sup>	INDUSTRY	Number of establishments	Wage earners
<b>CITY OF UTICA—Continued</b>				<b>CITY OF YONKERS—Continued</b>			
15	Electroplating, plating, and polishing.....	1	-----	4	Men's and boys' shirts (except work shirts), collars, and nightwear—made in inside factories or by jobbers engaging contractors.....	1	-----
	Nonferrous-metal foundries (except aluminum).....	1	-----		Men's and boys' suits, coats, and overcoats (except work clothing)—made in inside factories or by jobbers engaging contractors.....	1	-----
	Sheet-metal work not specifically classified.....	2	-----		Millinery.....	1	-----
16	Communication equipment.....	1	-----		Robes, lounging garments, and dressing gowns.....	1	-----
	Electrical products not elsewhere classified.....	1	-----		Women's and misses' dresses (except house dresses)—made in inside factories or by jobbers engaging contractors.....	2	-----
17	Agricultural machinery (except tractors).....	1	-----		Women's, children's, and infants' underwear and nightwear of silk and rayon woven fabrics.....	1	-----
	Food-products machinery.....	1	-----	6	Mattresses and bedsprings.....	1	-----
	Laundry equipment, domestic.....	1	-----		Window shades.....	1	-----
	Machine-shop repairs.....	1	-----	7	Paperboard containers and boxes not elsewhere classified.....	1	-----
	Machine-tool and other metalworking-machinery accessories, metal-cutting and shaping tools, and machinists' precision tools.....	1	-----	8	Books: publishing without printing.....	1	-----
	Refrigerators, domestic (mechanical and absorption), refrigeration machinery and equipment, and complete air-conditioning units.....	3	180		Newspapers: publishing and printing.....	3	80
	Textile machinery.....	2	-----		Periodicals: publishing without printing.....	1	-----
18	Motor vehicles, motor-vehicle bodies, parts and accessories.....	2	-----		Photoengraving, not done in printing establishments (including preparation of plates).....	1	-----
19	Motorcycles, bicycles, and parts.....	1	-----	9	Drugs and medicines (including drug grinding).....	4	95
20	Games and toys (except dolls and children's vehicles).....	1	-----	13	Concrete products.....	2	-----
	Organs.....	1	-----		Monuments, tombstones, cut-stone, and stone products not elsewhere classified.....	2	-----
	Signs, advertising displays, and advertising novelties.....	2	-----	14	Fabricated structural steel and ornamental metal work, made in plants not operated in connection with rolling mills.....	2	-----
	Sporting and athletic goods not elsewhere classified.....	2	-----		Gray-iron and semisteel castings.....	2	-----
	Surgical supplies and equipment not elsewhere classified; orthopedic appliances.....	1	-----		Oil burners, domestic and industrial.....	1	-----
<b>CITY OF YONKERS</b>					Power boilers and associated products.....	1	-----
1	Cane-sugar refining.....	1	-----		Tools (except edge tools, machine tools, files, and saws).....	1	-----
	Cheese.....	1	-----	15	Sheet-metal work not specifically classified.....	1	-----
	Ice, manufactured.....	2	-----	16	Automotive electrical equipment.....	1	-----
	Liquors, rectified or blended.....	1	-----		Carbon products for the electrical industry, and manufactures of carbon or artificial graphite.....	1	-----
	Sausages, prepared meats, and other meat products—not made in meat-packing establishments.....	3	39		Insulated wire and cable.....	1	-----
3	Carpets and rugs, wool.....	1	-----	17	Commercial laundry, dry-cleaning, and pressing machinery.....	1	-----
	Dyeing and finishing cotton, rayon, silk, and linen textiles.....	1	-----		Elevators, escalators, and conveyors.....	1	-----
	Knitted gloves.....	1	-----		Industrial machinery, not elsewhere classified.....	1	-----
4	Children's dresses—made in inside factories or by jobbers engaging contractors.....	1	-----		Machine tools.....	1	-----
	Coats, suits, and skirts (except fur coats)—made in inside factories or by jobbers engaging contractors.....	2	-----	20	Costume jewelry and costume novelties (jewelry other than fine jewelry).....	1	-----
	Curtains, draperies, and bedspreads—contract factories.....	1	-----		Surgical supplies and equipment not elsewhere classified; orthopedic appliances.....	1	-----
	Curtains, draperies, and bedspreads—made in regular factories or by jobbers engaging contractors.....	3	-----				
	House dresses, uniforms, and aprons—made in contract factories.....	1	-----				
	House dresses, uniforms, and aprons—made in inside factories or by jobbers engaging contractors.....	1	-----				

<sup>1</sup> For group titles, see GENERAL EXPLANATIONS—Changes in number of industries and of industry groups, sec. 27.