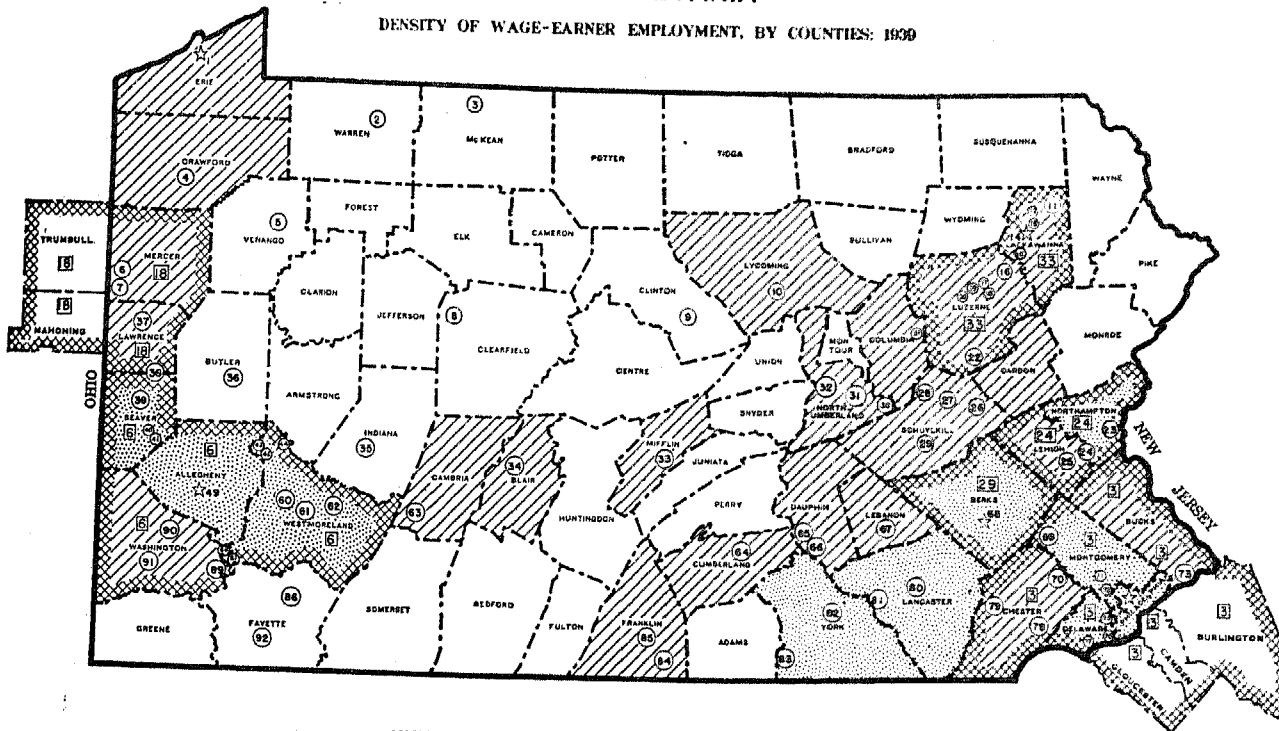


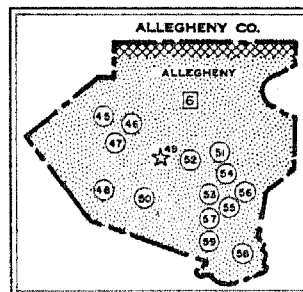
PENNSYLVANIA

DENSITY OF WAGE-EARNER EMPLOYMENT, BY COUNTIES: 1939



KEY TO PLACES

ALIQUIPPA	40	CONNELLSVILLE	86	LANCASTER	80	PITTSBURGH	16
ALLENTOWN	25	CONSHOHOCKEN	72	LANSWOLNE	75	PLYMOUTH	19
ALTOONA	34	CORAOPOLIS	45	LATROBE	62	POTTSTOWN	69
AMBRIDGE	41	DARBY	76	LEBANON	67	POTTSTOWN	29
ARNOLD	42	DICKSON CITY	12	LEWISTOWN	33	READING	68
BEAVER FALLS	39	DONORA	88	LOCK HAVEN	9	SCRANTON	14
BELLEVIEW	46	DORMONT	50	MAHANOY CITY	27	SHAMOKIN	31
BERWICK	21	DU BOIS	8	MCKEESPORT	58	SHARON	6
BETHLEHEM	24	DUNMORE	13	MCKEES ROCKS	47	SHEMANGAH	28
BRADDOCK	55	DUNMORE	57	MEADVILLE	4	STEELETON	66
BRADFORD	3	EASTON	23	MONESSEN	87	SUNBURY	32
BRISTOL	73	ELLWOOD CITY	38	MOUNT CARMEL	30	SWISSVALE	54
BUTLER	36	ERIE	1	MUNHALL	53	TAMAGUA	26
CANONSBURG	90	FARRELL	7	NANTICOKE	20	UNIONTOWN	92
CARBONDALE	11	GREENSBURG	61	NEW CASTLE	37	VANDERGRIFT	44
CARLISLE	64	HANOVER	83	NEW KENSINGTON	43	WARREN	2
CARNEGIE	48	HARRISBURG	65	NORRISTOWN	71	WASHINGTON	91
CHAMBERSBURG	85	HAZLETON	22	NORTH BRADDOCK	56	WAYNESBORO	84
CHARLENOI	89	HOMESTEAD	52	OIL CITY	5	WEST CHESTER	78
CHESTER	77	INDIANA	35	OLD FORGE	15	WILKES-BARRE	18
CLAIRTON	59	JEANETTE	60	PHILADELPHIA	74	WILKINSBURG	21
COATESVILLE	79	JOHNSTOWN	83	PHOENIXVILLE	70	WILLIAMSPORT	10
COLUMBIA	81	KINGSTON	17	PITTSBURGH	49	YORK	62



INDUSTRIAL AREAS:

- 3 PHILADELPHIA-CAMDEN AREA
- 6 PITTSBURGH AREA
- 24 ALLENTOWN-BETHLEHEM AREA
- 29 READING AREA
- 33 SCRANTON-WILKES BARRE AREA
- 18 YOUNGSTOWN AREA

- UNDER 5,000 WAGE EARNERS
- 5,000 TO 24,999 WAGE EARNERS
- 25,000 OR MORE WAGE EARNERS
- PLACES OF 10,000 TO 99,999 POPULATION
- PLACES OF 100,000 OR MORE POPULATION

Prepared by the Bureau of the Census, Department of Commerce

CENSUS OF MANUFACTURES: 1939

TABLE 2.—SUMMARY FOR INDUSTRIAL AREAS, COUNTIES, AND PLACES: 1939—Continued

	Population, 1940	Number of establish- ments	Wage earners (average for year) ¹	Wages ²	Cost of materials, supplies, fuel, purchased elec- tric energy, and contract work ^{2,3}	Value of products ^{2,3}	Value added by manufacture ⁴
PLACES HAVING 10,000 OR MORE INHABITANTS—CON.							
Kingston.....	20,670	25	3,540	\$2,625,888	\$5,565,983	\$11,759,964	\$6,193,981
Lancaster.....	61,345	143	7,390	7,162,102	19,304,086	40,325,617	21,021,531
Lansdowne.....	10,837	6	210	197,072	740,251	1,370,745	630,494
Latrobe.....	11,111	19	1,711	2,247,677	4,512,161	11,124,653	6,612,462
Lebanon.....	27,206	72	7,101	7,035,550	15,601,156	28,063,013	12,461,857
Lewistown ¹¹	13,017	13	180				
Lock Haven.....	10,810	18	1,623	1,450,337	7,196,742	10,797,881	3,601,139
Mahanoy City.....	13,442	6	588	338,014	292,781	1,193,521	900,740
McKeesport ¹¹	55,355	40	7,325				
McKees Rocks.....	17,021	30	3,262	3,475,396	7,493,587	14,745,084	7,251,517
Meadville.....	18,919	21	2,692	3,708,629	5,441,340	12,050,366	6,609,026
Monessen.....	20,257	15	4,355	6,250,507	19,199,512	31,339,499	12,139,987
Mount Carmel.....	17,780	9	407	239,382	466,066	1,069,017	602,051
Munhall ¹¹	13,900	7	8,312				
Nanticoke.....	24,387	12	1,514	978,807	2,492,490	4,645,968	2,153,478
New Castle.....	47,638	50	4,955	5,435,222	12,705,842	22,137,572	9,431,730
New Kensington ¹¹	24,055	24	4,716				
Norristown.....	38,181	60	3,385	3,438,708	6,942,480	15,806,048	8,803,568
North Braddock ¹¹	15,679	5	3,773				
Oil City.....	20,379	24	1,126	1,243,453	2,826,887	5,481,632	2,654,745
Old Forge.....	11,892	7	409	348,993	582,325	1,187,883	605,538
Philadelphia (coextensive with Philadelphia County).....	1,931,334	4,511	196,356	231,691,380	766,035,636	1,418,256,304	652,220,668
Phoenixville.....	12,262	20	2,006	2,383,632	6,726,946	11,050,994	4,333,048
Pittsburgh.....	671,659	1,063	43,631	59,063,446	184,173,041	357,616,446	173,442,805
Pittston.....	17,828	12	215	193,921	1,082,688	1,629,954	547,266
Plymouth.....	15,507	11	273	161,033	249,072	698,020	349,048
Pottstown.....	20,194	55	5,291	6,536,612	14,236,164	24,131,549	9,895,385
Pottsville.....	24,530	31	1,868	1,384,334	4,039,164	7,317,710	3,278,555
Reading.....	110,568	240	15,996	16,373,865	32,841,343	70,870,733	38,035,390
Scranton.....	140,404	194	9,023	8,254,545	21,917,378	41,783,103	19,865,725
Shamokin.....	18,810	30	1,782	1,549,735	2,442,557	5,430,381	2,987,824
Sharon.....	25,622	23	3,711	5,788,026	12,426,813	25,215,930	12,789,117
Shenandoah.....	19,790	20	590	338,781	655,607	1,470,079	814,472
Steelton ¹¹	13,115	14	3,692				
Sunbury.....	15,462	20	1,628	1,234,794	2,710,289	5,705,571	2,995,282
Swissvale ¹¹	15,919	15	1,251				
Tamaqua.....	12,486	8	253	196,309	426,652	863,004	436,352
Uniontown.....	21,819	34	856	762,588	2,015,940	3,931,422	1,915,482
Vandergrift ¹¹	10,725	8	3,059				
Warren.....	14,801	33	1,488	1,842,763	9,255,144	14,535,406	5,280,262
Washington.....	26,166	42	2,335	2,981,533	7,985,002	15,641,210	7,650,208
Waynesboro.....	10,231	21	2,738	2,904,441	4,089,068	11,706,818	7,017,730
West Chester.....	13,289	25	906	821,074	1,618,087	3,583,491	1,965,404
Wilkes-Barre.....	56,236	114	6,011	6,560,084	17,502,024	36,851,779	19,349,755
Wilkesburg.....	29,853	19	195	242,531	417,036	1,095,435	678,399
Williamsport.....	44,355	88	6,796	6,861,356	16,139,816	32,437,859	16,268,043
York.....	56,712	170	11,516	11,535,975	28,482,677	64,682,800	36,200,183

¹ Not including salaried officers and employees or nonmanufacturing wage earners. The figure for each county or place is an average of the numbers reported for the several months of the year. In calculating it, equal weight must be given to full-time and to part-time wage earners (not reported separately by the manufacturers), and for this reason it exceeds the number that would have been required to perform the work done in the industries if all wage earners had been continuously employed throughout the year. The quotient obtained by dividing the amount of wages by the average number of wage earners cannot, therefore, be accepted as representing the average wage received by full-time wage earners. Each of the averages in this column is correct to the nearest unit, despite the fact that the averages for the several counties do not add exactly to the average for the State. In making comparisons between the figures for 1939 and those for earlier years, the possibility that the proportion of part-time employment varied from year to year should be taken into account.

² Profits and losses cannot be calculated from the census figures because no data are collected for certain expense items, such as interest, rent, depreciation, taxes, insurance, and advertising.

³ See GENERAL EXPLANATIONS—Duplication in cost of materials and value of products.

⁴ Value of products less cost of materials, supplies, fuel, purchased electric energy, and contract work. See GENERAL EXPLANATIONS—Value added by manufacture.

⁵ For numbers of establishments in the State by "Industry groups," see table 11.

⁶ The Philadelphia Industrial Area comprises Bucks, Chester, Delaware, Montgomery, and Philadelphia Counties, Pennsylvania; and Burlington, Camden, and Gloucester Counties, New Jersey. For statistics by industries, see table 9.

⁷ The Pittsburgh Industrial Area comprises Allegheny, Beaver, Washington, and Westmoreland Counties. For statistics by industries, see table 9.

⁸ The Youngstown Industrial Area comprises Lawrence and Mercer Counties, Pennsylvania; and Mahoning and Trumbull Counties, Ohio. For statistics by industries, see table 9.

⁹ The Allentown-Bethlehem Industrial Area comprises Lehigh and Northampton Counties. For statistics by industries, see table 9.

¹⁰ The Reading Industrial Area is coextensive with Berks County. For statistics by industries, see table 9.

¹¹ The Scranton-Wilkes-Barre Industrial Area comprises Lackawanna and Luzerne Counties. For statistics by industries, see table 9.

¹² Figures omitted have been withheld to avoid disclosing exact or approximate data for individual establishments; they are included in the "Undistributed" figures.

¹³ The "Undistributed" figure for number of establishments and a part of the "Undistributed" figure for number of wage earners are included above in the items for the respective counties. The sums of the figures in these two columns are, therefore, larger than the corresponding State totals.

¹⁴ Figures omitted have been withheld to avoid disclosing exact or approximate data for individual establishments, and for the same reason no table giving statistics by industries for the city of Erie is included in this report.

TABLE 3.—PERSONS EMPLOYED IN MANUFACTURING ESTABLISHMENTS, BY SEX: 1939 AND 1929

[The 1939 questionnaire, for the first time, called for data on the total number of employees in manufacturing establishments, including those engaged wholly or chiefly in distribution, construction, and other nonmanufacturing activities. It is not known to what extent data for such employees were included in the figures reported for earlier years. This table presents detailed figures for employees receiving pay at any time within the normal pay-roll period ended nearest Oct. 14, 1939, and for such employees on the pay roll on Dec. 14, 1929, or on the nearest representative date. The total for "Wage earners engaged in manufacturing" is not identical with the average for the year (given in other tables), and differs from the number reported for October 1939 or for December 1929, because for both years some manufacturers gave wage-earner figures for months other than those specified. See GENERAL EXPLANATIONS—Persons engaged—general classification]

CLASS AND SEX	1939 Oct. 14 (1)	1929 Dec. 14 (1)	CLASS AND SEX	1939 Oct. 14 (1)	1929 Dec. 14 (1)
All classes, aggregate ²	1,091,540	1,090,052	Salaried officers and employees—Continued.		
Male	811,202	826,084	All other employees, etc.—Continued.		
Female	280,338	263,968	Engaged in manufacturing:		
Salaried officers and employees, total	163,340	134,281	Male	70,730	(2)
Male	126,990	99,147	Female	24,243	
Female	36,350	35,134	Engaged in distribution:		
Salaried officers of corporations, total	11,004	12,777	Male	35,590	
Male	10,268	12,161	Female	10,889	
Female	736	616	Engaged in construction:		
All other employees (except wage earners in manufacturing), total	152,336	121,504	Male	7,906	
Male	116,722	86,986	Engaged in other work:		
Female	35,614	34,518	Male	2,496	
			Female	482	
			Wage earners engaged in manufacturing, total	928,200	955,771
			Male	684,212	726,937
			Female	243,988	228,834

¹ See headnote.

² Figures do not include data for 9,890 proprietors and firm members for 1939, which were not reported by sex, and 11,359 for 1929.

³ No data.

TABLE 4.—WAGE EARNERS ENGAGED IN MANUFACTURING, BY MONTHS: 1939, 1937, AND 1929

[The figures for 1939 relate to wage earners engaged in manufacturing only. It is not known to what extent the figures for earlier years include data for nonmanufacturing wage earners. See headnote to table 3]

CENSUS YEAR	Average number employed during year ¹	NUMBER RECEIVING PAY DURING NORMAL PAY-ROLL PERIOD ENDED NEAREST 15TH OF MONTH—											
		January	February	March	April	May	June	July	August	September	October	November	December
1939	858,296	799,922	819,849	827,666	826,312	819,765	827,514	834,657	854,827	879,905	926,410	944,693	938,189
1937	954,340	937,892	957,155	972,900	983,581	978,045	982,231	974,494	976,445	977,614	957,197	904,832	849,700
1929	954,651	916,655	931,264	944,342	952,163	961,793	965,240	970,242	975,297	974,376	978,422	954,750	931,265

¹ See GENERAL EXPLANATIONS—Wage earners and wages.

CENSUS OF MANUFACTURES: 1939

TABLE 5.—SUMMARY FOR ESTABLISHMENTS CLASSIFIED AS TO SIZE BY NUMBER OF WAGE EARNERS: 1939 AND 1929

SIZE CLASS	NUMBER OF ESTABLISHMENTS		WAGE EARNERS (AVERAGE FOR YEAR) ¹		VALUE OF PRODUCTS	VALUE ADDED BY MANUFACTURE ²
	1939	1929	1939	1929	1939	1929
All establishments.....	13,801	16,571	858,296	954,651	\$5,475,925,482	\$2,489,128,930
No wage earners.....	412	578	15,762,882	6,297,728
1 to 5.....	4,914	6,425	13,456	17,798	115,777,640	54,303,330
6 to 20.....	3,563	4,010	39,489	45,213	269,386,760	128,987,317
21 to 50.....	1,001	2,263	62,090	74,177	358,713,320	177,454,677
51 to 100.....	1,224	1,421	88,254	101,700	478,150,821	226,206,211
101 to 250.....	1,128	1,154	175,951	181,504	1,011,595,166	471,406,881
251 to 500.....	409	491	142,758	148,149	902,344,712	394,436,266
501 to 1,000.....	156	185	105,916	126,757	712,216,258	312,030,845
1,001 to 2,500.....	69	84	113,732	121,222	877,891,080	387,950,614
2,501 or more.....	25	30	116,650	138,131	734,086,894	330,055,029

¹ See headnotes to tables 3 and 4.² See GENERAL EXPLANATIONS—Value added by manufacture.

TABLE 6.—SUMMARY FOR ESTABLISHMENTS CLASSIFIED AS TO SIZE BY VALUE OF PRODUCTS: 1939 AND 1929

SIZE CLASS	NUMBER OF ESTABLISHMENTS		WAGE EARNERS (AVERAGE FOR YEAR) ¹		VALUE OF PRODUCTS		VALUE ADDED BY MANUFACTURE ²	
	1939	1929	1939	1929	1939	1929	1939	1929
All establishments.....	13,801	16,571	858,296	954,651	\$5,475,925,482	\$7,169,102,171	\$2,489,128,930	\$3,294,578,688
\$5,000 to \$19,999.....	4,114	5,017	13,203	13,988	46,669,097	56,613,768	26,843,822	33,982,698
\$20,000 to \$49,999.....	2,945	3,446	27,303	27,677	94,996,488	111,479,496	53,954,380	65,974,288
\$50,000 to \$99,999.....	1,905	2,274	36,998	38,420	136,306,092	162,618,263	77,212,804	95,457,784
\$100,000 to \$249,999.....	1,056	2,330	80,148	80,052	314,397,897	371,914,798	166,186,885	208,025,971
\$250,000 to \$499,999.....	1,124	1,324	89,136	90,238	399,714,534	467,026,134	200,624,625	247,845,707
\$500,000 to \$999,999.....	793	943	107,542	108,861	558,359,321	659,836,257	270,271,135	329,067,806
\$1,000,000 to \$2,499,999.....	590	737	148,985	162,701	898,723,362	1,147,681,765	421,910,681	542,591,112
\$2,500,000 to \$4,999,999.....	216	279	102,153	118,393	742,000,138	957,917,514	343,981,026	445,808,044
\$5,000,000 and over.....	158	221	252,828	314,321	2,284,667,653	3,234,014,176	928,143,472	1,325,825,233

¹ See headnotes to tables 3 and 4.² See GENERAL EXPLANATIONS—Value added by manufacture.

TABLE 7.—ESTABLISHMENTS CLASSIFIED AS UNDER CORPORATE OR OTHER FORM OF OWNERSHIP (OR CONTROL) AND AS UNDER CENTRAL-ADMINISTRATIVE-OFFICE OR INDEPENDENT OPERATION: 1939 AND 1929

TYPE OF OWNERSHIP OR CONTROL, AND OF OPERATION	NUMBER OF ESTABLISHMENTS		WAGE EARNERS (AVERAGE FOR YEAR) ¹		VALUE OF PRODUCTS		VALUE ADDED BY MANUFACTURE ²	
	1939	1929	1939	1929	1939	1929	1939	1929
Total.....	13,801	16,571	858,296	954,651	\$5,475,925,482	\$7,169,162,171	\$2,489,128,930	\$3,294,578,688
TYPE OF OPERATION								
1939 ³								
Corporate ownership or control:								
Central-administrative-office (plural-unit).....	2,373	(3)	502,352	(4)	3,628,946,246	(5)	1,561,914,980	(2)
Independent (single-unit).....	4,485	(3)	257,018	(3)	1,435,790,146	(5)	726,241,967	(2)
Noncorporate ownership:								
Central-administrative-office (plural-unit).....	415	(2)	13,349	(3)	47,300,705	(4)	21,779,285	(3)
Independent (single-unit).....	6,528	(2)	85,577	(3)	363,888,385	(4)	176,162,698	(3)
1939 AND 1929 ³								
Central-administrative-office (plural-unit), corporate and noncorporate.....	2,788	2,301	515,701	490,084	3,676,246,951	4,109,575,553	1,580,724,265	1,737,338,854
Independent (single-unit), corporate and noncorporate.....	11,013	14,270	342,595	464,567	1,799,678,531	3,059,526,618	902,404,665	1,557,239,834
TYPE OF OWNERSHIP OR CONTROL								
Corporate.....	6,858	7,614	759,370	854,936	5,064,736,392	6,603,413,134	2,291,186,947	3,014,605,524
Noncorporate, total.....	6,943	8,957	98,926	103,715	411,189,090	565,689,037	197,941,983	279,973,164
Individual.....	4,619	(4)	48,937	(4)	192,369,751	(4)	95,616,940	(4)
Partnership.....	2,257	(4)	49,036	(4)	215,136,101	(4)	100,348,744	(4)
Cooperative.....	21	(4)	350	(4)	1,647,354	(4)	747,207	(4)
Other.....	46	(4)	603	(4)	2,035,884	(4)	1,229,092	(4)

¹ See headnotes to tables 3 and 4.

² See GENERAL EXPLANATIONS—Value added by manufacture.

³ Because of changes in the questionnaire, no comparable figures for 1929 can be given for the first section of this table. For this reason, the items have been regrouped under "1939 and 1929" to present comparable figures so far as this can be done.

⁴ No data.

TABLE 8.—GENERAL STATISTICS FOR

This table presents separate figures for each industry for which it is possible to publish such figures without disclosing exact or approximate data for individual establishments are given, however, reported larger numbers of wage earners or

Group No.	INDUSTRY	*PERSONS EMPLOYED BY MANUFACTURING ESTABLISHMENTS 1								
		*Number of establishments	*Proprietors and firm members	Total 2	Salaried officers of corporations 1	Manufacturing		Distribution	Construction	Other
						Salaried employees 2	Wage earners (average for year) 3			
1	All industries, total.....	13,801	9,890	1,021,630	11,004	94,973	858,206	46,479	7,900	2,978
2 13	Abrasive wheels, stones, paper, cloth, and related products.....	15	1	791	28	110	529	94	4	29
3 17	Agricultural machinery (except tractors).....	12	7	726	21	80	558	64	7	—
4 19	Aircraft and parts, including aircraft engines.....	10	3	1,733	24	336	1,265	96	12	—
5 15	Alloying and drawing of nonferrous metals, except aluminum.....	25	4	2,290	46	229	1,816	139	15	16
6 15	Aluminum products (including rolling and drawing and extruding), not elsewhere classified.....	12	0	4,466	8	751	3,193	7	507	—
7 9	Ammunition.....	3	—	48	3	18	24	3	—	—
8 20	Artists' materials.....	3	1	153	3	48	96	0	—	—
9 13	Asbestos products (except steam packing and pipe and boiler covering).....	9	1	1,994	13	141	1,665	175	—	—
10 14	Automobile stampings.....	3	—	781	8	100	643	20	4	—
11 16	Automotive electrical equipment.....	6	3	2,730	4	823	1,830	26	—	47
12 6	Baskets for fruits and vegetables.....	5	6	54	2	3	47	2	—	—
13 16	Batteries, storage and primary (dry and wet).....	17	13	3,401	18	501	2,647	215	8	12
14 3	Batting, padding, and wadding; upholstery filling.....	5	2	350	8	22	271	48	—	1
15 20	Beauty-shop and barber-shop equipment.....	3	2	111	1	12	62	36	—	—
16 10	Beehive coke.....	20	1	408	1	40	364	3	—	—
17 4	Belts (apparel), regardless of material.....	6	10	208	—	15	190	3	—	—
18 1	Biscuit, crackers, and pretzels.....	83	76	4,082	54	283	3,324	321	26	54
19 14	Blast-furnace products.....	23	—	6,238	6	459	5,665	4	102	2
20 17	Blowers; exhaust and ventilating fans.....	5	3	226	4	23	191	8	—	—
21 9	Bluing.....	3	2	26	3	6	9	3	—	5
22 19	Boat building and boat repairing.....	5	5	29	1	4	23	1	—	—
23 14	Bolts, nuts, washers, and rivets—made in plants not operated in connection with rolling mills.....	16	5	2,739	27	284	2,312	116	—	—
24 9	Bone black, carbon black, and lampblack.....	3	—	76	3	5	63	1	4	—
25 8	Bookbinding and related industries.....	85	68	1,753	62	133	1,456	102	—	—
26 8	Books: printing without publishing.....	60	38	1,641	75	188	1,311	67	—	—
27 8	Books: publishing and printing.....	16	7	1,734	20	338	1,118	249	—	—
28 8	Books: publishing without printing.....	20	9	249	15	138	14	82	—	—
29 12	Boot and shoe cut stock and findings.....	17	16	1,501	9	88	1,378	20	—	—
30 1	Bread and other bakery products (except biscuit, crackers, and pretzels).....	1,515	1,669	20,287	201	1,484	21,757	2,284	141	420
31 13	Brick and hollow structural tile.....	72	28	2,769	56	182	2,427	52	42	10
32 20	Brooms.....	25	28	319	8	16	278	17	—	—
33 20	Brushes.....	18	12	269	18	41	186	24	—	—
34 20	Buttons.....	10	6	254	4	13	234	3	—	—
35 1	Candy and other confectionery products.....	125	100	7,316	120	359	6,016	739	36	46
36 1	Cane-sugar refining.....	3	—	2,466	14	236	2,016	63	5	132
37 1	Canned and dried fruits and vegetables (including canned soups).....	64	48	4,128	32	343	3,691	46	16	—
38 4	Canvas products (except bags).....	21	10	369	16	36	272	45	—	—
39 20	Carbon paper and inked ribbons.....	3	1	81	3	6	57	15	—	—
40 16	Carbon products for the electrical industry, and manufactures of carbon or artificial graphite.....	7	1	1,096	18	178	884	12	4	—
41 3	Carpets and rugs, wool.....	16	4	5,432	41	448	4,770	156	16	1
42 3	Carpets, rugs, and mats made from such materials as paper fiber, grass, jute, flax, sisal, cotton, cocoa fiber, and rags.....	22	19	893	14	55	803	26	1	—
43 3	Carpet yarn, woolen and worsted.....	15	5	2,941	28	177	2,678	57	1	—
44 19	Cars and car equipment—railroad, street, and rapid-transit.....	14	—	5,867	13	1,035	4,718	37	64	—
45 17	Cars and trucks, industrial.....	5	2	786	3	141	560	62	—	—
46 6	Caskets, coffins, burial cases, and other morticians' goods.....	41	20	1,928	41	155	1,553	177	1	1
47 14	Cast-iron pipe and fittings.....	10	—	1,449	22	76	1,334	17	—	—
48 13	Cement.....	27	—	5,986	23	524	5,158	143	121	17
49 1	Cereal preparations.....	3	—	224	4	12	207	1	—	—
50 1	Cheese.....	29	29	175	1	15	144	15	—	—
51 9	Chemicals not elsewhere classified.....	46	5	4,885	38	783	3,633	159	253	19
52 1	Chewing gum.....	3	—	491	9	20	242	204	7	—
53 4	Children's and infants' wear not elsewhere classified—made in contract factories.....	4	7	201	—	5	196	—	—	—
54 4	Children's and infants' wear not elsewhere classified—made in inside factories or by jobbers engaging contractors.....	7	6	509	3	13	473	20	—	—
55 4	Children's coats—made in inside factories or by jobbers engaging contractors.....	3	2	93	2	4	73	14	—	—
56 4	Children's dresses—made in contract factories.....	25	32	1,419	5	38	1,376	—	—	—
57 4	Children's dresses—made in inside factories or by jobbers engaging contractors.....	32	15	5,514	25	267	5,023	196	2	1
58 20	Children's vehicles.....	3	2	28	1	4	23	—	—	—
59 1	Chocolate and cocoa products.....	7	—	4,407	20	282	3,226	704	175	—
60 6	Cigar boxes: wooden, part wooden.....	19	16	1,029	11	40	967	9	2	—
61 2	Cigars.....	124	106	16,649	55	784	15,612	164	10	24
62 13	Clay products (except pottery) not elsewhere classified.....	5	3	113	3	10	97	3	—	—
63 13	Clay refractories, including refractory cement (clay).....	48	4	4,048	34	270	3,691	49	2	—
64 9	Cleaning and polishing preparations, blackings, and dressings.....	27	14	333	34	43	175	81	—	—
65 15	Clocks, watches, and materials and parts (except watchcases).....	3	—	1,686	8	160	1,318	135	—	65
66 4	Clothing, leather and sheep-lined.....	4	3	255	3	18	232	2	—	—

See footnotes at end of table.

THE STATE, BY INDUSTRIES: 1939

ments, and gives statistics for the remaining industries both in combination ("Other industries") and by industry groups. Certain of the industries for which combined figures larger values of products than some of those shown separately]

SALARIES AND WAGES							COST OF MATERIALS, SUPPLIES, FUEL, PURCHASED ELECTRIC ENERGY, AND CONTRACT WORK								
Total ¹	Salaries of officers of corporations ²	Manufacturing		Distribution	Construction	Other	Total	Materials and supplies	Fuel	Purchased electric energy	Contract work	Value of products	Value added by manufacture ⁴		
		Salaries ²	Wages												
Dollars	Dollars	Dollars	Dollars	Dollars	Dollars	Dollars	Dollars	Dollars	Dollars	Dollars	Dollars	Dollars	Dollars		
1,364,077,167	64,886,531	188,334,059	1,003,349,392	90,581,345	12,582,705	4,342,445	2,960,796,552	2,757,317,451	142,216,393	49,027,753	38,234,955	5,475,925,482	2,489,128,930		
1,475,562	158,307	240,855	750,681	281,051	7,060	25,608	1,387,525	1,281,472	74,671	30,682	700	4,178,614	2,791,069		
874,936	83,279	127,392	535,860	122,450	5,949		1,131,164	1,089,583	21,883	19,698		2,695,060	1,563,926		
2,401,768	123,072	614,850	1,567,948	77,693	18,196		1,939,748	1,848,018	27,414	37,842	26,474	5,093,345	3,153,597		
3,204,863	308,711	398,489	2,260,783	203,128	10,000	23,752	12,564,444	12,200,436	190,509	159,153	14,346	17,518,671	4,953,027		
(5)	(5)	(5)	(5)	(5)		(5)	(5)	(5)	(5)	(5)		(5)	(5)		
(5)	(5)	(5)	(5)	(5)	(5)		(5)	(5)	(5)	(5)		(5)	(5)		
(5)	(5)	(5)	(5)	(5)	(5)		(5)	(5)	(5)	(5)		(5)	(5)		
2,653,718	96,723	264,719	1,810,087	492,189			3,597,191	3,449,947	69,843	77,401		8,207,173	4,609,982		
(5)	(5)	(5)	(5)	(5)	(5)		(5)	(5)	(5)	(5)		(5)	(5)		
(5)	(5)	(5)	(5)	(5)		(5)	(5)	(5)	(5)	(5)		(5)	(5)		
51,471	10,500	7,995	30,011	2,964			82,498	81,039	461	998		159,467	76,969		
5,248,390	193,400	990,770	3,482,739	535,707	25,003	20,081	10,778,618	10,308,761	182,096	213,885	73,876	20,617,110	9,838,492		
470,899	61,830	38,122	265,887	73,538		1,469	1,246,309	1,190,898	83,757	21,654		2,060,787	844,478		
(5)	(5)	(5)	(5)	(5)			(5)	(5)	(5)	(5)		(5)	(5)		
501,505	500	38,745	467,010	4,350			2,532,047	2,496,807	12,790	16,289	6,161	3,368,598	856,551		
169,357		26,740	128,417	4,200			411,501	402,650	296	2,180	6,375	737,347	325,863		
4,523,903	250,509	476,928	3,140,150	518,123	52,266	78,017	7,584,385	7,242,082	266,190	75,513		18,835,027	11,251,542		
9,317,770	33,181	1,301,880	7,863,588	12,372	105,750	1,008	145,092,631	108,136,864	37,374,205	181,662		174,369,654	28,647,023		
259,455	29,098	41,824	174,634	13,899			213,363	190,244	7,048	7,216	8,855	648,912	434,949		
29,373	4,142	8,408	7,168	2,021		4,634	21,663	20,241	338	1,084		98,968	77,305		
34,679	1,975	6,703	22,811	3,100			78,900	76,808	1,082	1,010		127,644	48,744		
3,902,844	190,832	520,404	2,951,439	261,169			6,992,675	6,655,867	212,118	114,873	9,817	14,057,499	7,064,824		
(5)	(5)	(5)	(5)	(5)	(5)		(5)	(5)	(5)	(5)		(5)	(5)		
2,007,545	267,965	198,400	1,344,536	196,996			1,426,011	1,320,691	14,716	35,727	54,885	4,389,775	2,963,732		
2,718,216	390,306	201,471	1,849,194	187,245			1,474,372	1,306,653	24,286	53,360	87,073	5,345,658	3,871,286		
2,845,479	254,681	544,495	1,522,487	523,816			2,439,539	1,831,085	15,232	34,987	557,645	7,863,593	5,424,054		
448,528	72,933	177,814	23,025	174,756			564,207	140,520	637	1,217	421,843	1,393,315	829,108		
1,569,527	18,894	153,959	1,348,666	48,008			12,539,308	12,487,858	14,925	36,465	60	15,984,817	3,445,509		
34,791,512	957,695	2,649,800	27,509,944	2,740,924	228,083	639,060	56,794,045	54,220,217	1,537,236	1,036,592		123,139,514	66,348,459		
3,265,520	181,933	325,400	3,328,704	68,909	38,143	12,371	2,020,475	640,180	1,098,393	281,992		7,048,830	5,025,353		
270,176	25,840	18,732	205,789	25,815			496,477	483,839	4,423	8,215		985,024	488,547		
302,204	58,097	61,934	177,759	64,964			687,016	674,016	5,511	6,598	1,019	1,238,301	551,247		
204,950	7,790	20,635	154,459	10,132			194,523	186,108	3,682	9,733		618,259	418,736		
7,717,689	709,014	639,082	5,078,227	1,140,968	87,251	62,496	18,571,530	18,161,962	207,066	189,025	12,677	33,857,849	15,286,519		
3,416,033	131,300	524,976	2,554,246	104,065	17,990	86,706	40,960,896	49,186,751	863,689	450		59,941,229	9,950,330		
3,862,228	142,393	592,787	3,025,002	76,142	21,977	3,927	13,846,642	13,586,039	175,555	81,019	5,029	32,836,381	18,989,739		
450,097	60,787	62,224	243,594	84,092			938,823	927,601	2,498	5,571	8,153	1,630,644	901,821		
(5)	(5)	(5)	(5)	(5)			(5)	(5)	(5)	(5)		(5)	(5)		
1,808,588	190,631	367,058	1,223,206	25,657	2,036		1,062,382	844,894	158,654	88,834		3,828,373	2,735,091		
7,483,080	400,098	798,404	5,825,001	429,717	26,147	713	14,509,419	13,928,336	277,291	107,469	196,332	27,827,277	13,317,868		
732,425	55,034	84,920	500,912	29,177	1,482		1,370,950	1,305,243	24,703	21,727	19,277	2,686,154	1,315,204		
(5)	(5)	(5)	(5)	(5)	(5)		(5)	(5)	(5)	(5)	(5)	(5)	(5)		
9,080,788	101,680	2,279,447	6,416,217	200,423	83,015		27,811,248	27,242,562	389,769	178,917		40,577,213	12,765,965		
(5)	(5)	(5)	(5)	(5)	(5)		(5)	(5)	(5)	(5)		(5)	(5)		
2,615,284	228,958	266,260	1,763,701	352,695	1,745	1,925	3,566,061	3,449,176	56,359	46,629	28,767	8,220,412	4,654,411		
1,710,900	71,568	120,128	1,473,481	36,723			1,720,492	1,516,526	162,546	41,420		4,055,288	2,334,796		
9,201,513	188,175	1,281,035	7,217,104	280,842	209,381	24,916	14,107,209	6,915,631	4,533,097	2,412,545	15,936	37,442,297	23,245,088		
(5)	(5)	(5)	(5)	(5)	(5)		(5)	(5)	(5)	(5)		(5)	(5)		
177,634	2,200	22,064	140,669	12,701			1,771,986	1,713,002	32,315	26,051	18	2,462,286	630,800		
8,287,207	282,554	1,852,432	5,595,271	319,154	221,038	16,848	33,713,336	31,744,415	1,324,312	644,290	310	61,000,429	27,287,063		
675,683	70,459	62,310	292,273	286,223	18,409		1,472,674	1,435,749	17,270	19,664		3,376,463	1,904,389		
(5)	(5)	(5)	(5)	(5)			(5)	(5)	(5)	(5)		(5)	(5)		
417,851	4,620	9,882	375,117	28,231			597,117	545,275	1,518	4,336	45,368	1,188,964	591,877		
(5)	(5)	(5)	(5)	(5)			(5)	(5)	(5)	(5)		(5)	(5)		
819,375	13,030	37,827	768,518				88,365	71,426	4,756	12,183		1,177,964	1,089,629		
(5)	(5)	(5)	(5)				(5)	(5)	(5)	(5)		(5)	(5)		
4,440,448	271,025	390,999	3,558,965	225,615	1,783	521	5,983,447	5,378,857	11,966	45,493	547,101	15,778,905	9,795,458		
22,157	1,530	4,243	16,394				54,920	53,269	488	1,133		101,761	46,841		
(5)	(5)	(5)	(5)	(5)	(5)		(5)	(5)	(5)	(5)		(5)	(5)		
792,226	38,884	67,830	671,689	11,928	1,995		945,207	906,637	91,812	24,758		2,140,456	1,195,249		
12,440,920	352,258	1,279,173	10,345,619	425,182	16,038	22,650	27,882,690	27,557,090	13,468	175,510	58,622	56,901,744	29,019,054		
133,791	13,200	92,792	17,249				91,359	48,326	25,694	17,429		298,840	208,481		
4,941,289	176,972	526,093	4,096,843	133,744	5,664	1,800	3,826,677	2,588,646	1,011,431	220,159	6,441	12,340,613	8,513,936		
515,340	163,726	50,211	143,297	149,106			1,070,840	1,059,688	6,541	4,611		2,216,890	1,145,020		
(5)	(5)	(5)	(5)	(5)		(5)	(5)	(5)	(5)	(5)		(5)	(5)		
(5)	(5)	(5)	(5)				(5)	(5)	(5)	(5)		(5)	(5)		

TABLE 8.—GENERAL STATISTICS FOR

Group No.	INDUSTRY	*Number of establishments	*Pro- pri- etors and firm mem- bers	*PERSONS EMPLOYED IN MANUFACTURING ESTABLISHMENTS ¹						
				Total ²	Salaried officers of corporations ²	Manufacturing		Distribu- tion	Con- struc- tion	Other
						Salaried em- ployees ²	Wage earners (average for year) ³			
1	3	10	4	249	6	27	200	16		
2	9	4		592	2	98	301	6	95	
3	7	10	5	402	10	48	314	23	4	3
4	4	7	6	373	6	10	354	2		1
5	4	32	38	1,132	13	63	1,007	42		7
6	14	11	3	1,951	23	206	1,663	41	3	15
7	9	10	3	565	10	69	461	11	14	
8	17	3	3	34	3	5	20			
9	16	16	3	2,940	37	624	1,981	234	64	
10	9	38		795	6	78	553	145	13	
11	13	217	173	1,904	74	169	1,450	201	9	1
12	1	32	5	620	7	70	382	97	6	52
13	17	16	3	1,056	23	182	826	22		3
14	7	27	5	2,910	56	365	2,344	137	8	
15	6	31	5	411	15	29	358	9		
16	3	8	1	1,470	19	83	1,301	60		7
17	6	4		1,611	4	156	1,338	86	27	
18	4	8	7	646	6	70	419	149	2	
19	3	42	14	3,170	46	172	2,900	45	7	
20	3	22	10	2,458	55	181	2,186	56		
21	3	8	11	289	2	25	254	8		
22	1	52	44	204	1	34	138	31		
23	1	5	5	79	1	6	62	10		
24	4	13	13	846	7	37	788	34		
25	14	15	9	706	19	41	508	48		
26	20	24	10	2,243	27	206	1,905	103	2	
27	7	11	8	370	24	40	271	33	2	
28	14	4	2	426	9	44	348	25		
29	9	85	25	3,558	117	608	2,105	710	12	6
30	3	49	16	4,949	79	430	4,303	113		24
31	3	18	8	1,254	36	131	1,055	27	5	
32	16	6	1	370	11	35	318	6		
33	16	4	3	53	4	8	37	4		
34	16	13		390	22	58	294	15	1	
35	16	3		181	3	30	144	4		
36	15	33	30	586	15	60	469	23	12	7
37	8	14	4	489	19	55	400	15		
38	17	21	6	1,875	34	206	1,098	308	83	56
39	4	12	15	165		4	160	1		
40	4	4	3	55		1	52	2		
41	4	11	11	217	7	11	194	5		
42	14	32	8	4,187	49	357	3,614	161	6	
43	14	4	4	40	3	1	45			
44	8	32	19	1,190	33	135	940	82		
45	7	14	6	669	22	67	506	74		
46	9	17		1,562	6	164	1,349	16	27	
47	20	14	6	2,600	22	248	2,215	89	26	
48	14	122	59	9,316	137	903	8,005	266	3	2
49	20	11	8	388	6	28	337	17		
50	3	5	1	232	6	18	195	13		
51	9	28	8	682	24	62	517	71	7	1
52	7	12	6	288	11	16	249	12		
53	14	4		761	4	51	680	16	10	
54	3	10	8	401	12	24	349	16		
55	9	10	4	188	8	11	165	4		
56	13	12		6,394	8	554	5,736	13	83	
57	1	22	8	281	24	40	120	97		
58	13	5	3	720	9	68	618	23	2	
59	1	219	280	923	39	78	730	71		5
60	1	68	63	1,101	42	94	786	152	9	13
61	17	29	10	856	40	126	613	77		
62	12	91	31	16,113	143	998	14,746	222	4	
63	14	33	9	2,292	43	214	1,963	69	3	
64	4	31	32	181	10	9	128	34		
65	20	7	7	521	10	22	472	14	3	

See footnotes at end of table.

THE STATE, BY INDUSTRIES: 1939—Continued

SALARIES AND WAGES							COST OF MATERIALS, SUPPLIES, FUEL, PURCHASED ELECTRIC ENERGY, AND CONTRACT WORK								
Total ²	Salaries of officers of corporations ²	Manufacturing		Distribution	Construction	Other	Total	Materials and supplies	Fuel	Purchased electric energy	Contract work	Value of products	Value added by manufacture ⁴		
		Salaries ²	Wages												
Dollars	Dollars	Dollars	Dollars	Dollars	Dollars	Dollars	Dollars	Dollars	Dollars	Dollars	Dollars	Dollars	Dollars		
360,613	27,504	51,991	261,328	19,700	(5)	(5)	236,261	219,229	12,889	4,143	(5)	872,044	635,783		
(5)	(5)	(5)	(5)	(5)	(5)	(5)	(5)	(5)	(5)	(5)	(5)	(5)	(5)		
603,518	60,164	89,923	367,590	76,777	7,407	1,657	1,933,617	1,884,663	16,079	32,905	(5)	3,249,629	1,306,982		
325,430	14,582	10,071	298,057	1,940	(5)	780	39,418	14,041	940	3,285	1,152	426,477	407,050		
1,601,620	77,907	108,687	1,344,148	64,865	(5)	5,923	4,271,903	4,166,628	4,286	14,933	86,056	7,496,654	3,224,751		
3,071,410	189,230	436,813	2,308,209	105,515	6,040	25,003	9,911,611	9,605,798	135,226	160,387	10,290	15,325,123	5,413,512		
911,234	58,634	185,522	618,634	28,444	(5)	(5)	2,704,834	2,526,398	107,948	70,488	(5)	4,729,544	2,024,706		
43,252	5,467	4,925	32,860	(5)	(5)	(5)	51,341	48,487	1,043	1,811	(5)	130,822	79,481		
4,503,870	292,727	1,230,850	2,299,230	506,599	84,458	(5)	2,215,275	2,069,400	52,088	71,581	2,200	8,531,988	6,316,713		
1,409,815	35,092	168,797	872,810	329,366	3,150	(5)	1,714,239	1,183,251	19,289	511,699	(5)	7,924,082	6,200,843		
2,430,190	238,243	244,819	1,628,401	301,670	16,796	267	6,780,979	6,276,612	105,059	115,907	284,001	13,013,261	6,232,282		
827,046	31,934	113,194	403,453	178,902	11,682	87,821	5,208,415	4,903,359	196,854	86,184	22,618	7,030,762	1,822,347		
1,573,798	91,704	289,121	1,155,535	36,656	(5)	782	2,215,459	2,122,327	57,674	32,395	3,063	7,166,219	4,950,760		
3,489,884	452,901	531,853	2,146,536	344,504	14,000	(5)	6,703,048	6,570,979	39,114	92,348	(5)	13,226,815	6,523,767		
504,878	57,718	57,340	376,935	12,885	(5)	(5)	1,609,647	1,584,813	13,555	11,279	(5)	2,561,805	952,158		
1,345,912	143,048	106,342	996,063	92,876	(5)	7,583	2,242,837	2,137,211	42,990	62,636	(5)	5,242,640	2,999,803		
(5)	(5)	(5)	(5)	(5)	(5)	(5)	(5)	(5)	(5)	(5)	(5)	(5)	(5)		
911,234	99,166	106,334	259,800	215,838	2,314	(5)	572,312	561,676	3,456	7,180	(5)	1,945,350	1,373,038		
683,512	356,954	338,798	2,935,237	129,709	12,740	(5)	7,370,140	7,062,370	135,940	139,130	32,700	13,719,870	6,349,730		
3,773,438	309,443	275,323	2,004,900	144,419	(5)	(5)	3,858,482	3,721,872	65,016	71,594	(5)	8,337,016	4,478,534		
2,734,175	(5)	(5)	(5)	(5)	(5)	(5)	(5)	(5)	(5)	(5)	(5)	(5)	(5)		
296,685	7,220	48,137	213,331	27,997	(5)	(5)	1,230,031	1,210,324	1,868	17,839	(5)	1,723,664	463,633		
255,257	15,000	59,052	149,055	32,150	(5)	(5)	2,741,684	2,677,626	30,383	33,675	(5)	3,615,553	1,785,869		
96,053	10,500	9,515	51,803	24,235	(5)	(5)	641,440	629,087	5,120	7,233	(5)	820,127	178,687		
723,504	24,508	53,480	587,386	58,130	(5)	(5)	3,072,883	3,047,980	50	17,661	7,192	4,305,467	1,232,584		
952,941	72,923	71,169	680,315	128,544	(5)	(5)	743,353	672,240	30,605	40,608	(5)	2,107,086	1,363,733		
3,090,350	238,825	593,529	2,059,857	193,940	4,199	(5)	2,053,826	1,985,859	32,039	35,928	(5)	9,447,931	7,394,105		
533,284	101,512	60,839	295,047	74,915	2,971	(5)	845,707	819,185	23,000	3,522	(5)	1,794,373	948,660		
(5)	(5)	(5)	(5)	(5)	(5)	(5)	(5)	(5)	(5)	(5)	(5)	(5)	(5)		
6,067,886	740,094	1,096,203	2,014,892	1,190,635	20,270	5,732	10,467,736	10,191,056	107,843	140,329	28,508	27,846,294	17,378,558		
0,689,955	621,492	826,452	4,807,597	305,989	(5)	28,425	13,149,731	12,213,760	767,380	198,591	(5)	23,881,301	10,731,570		
1,692,207	234,530	249,184	1,104,286	31,882	12,325	(5)	1,682,593	1,363,200	290,483	28,910	(5)	4,228,180	2,545,587		
543,728	40,046	81,551	404,427	17,704	(5)	(5)	925,016	906,318	5,451	13,247	(5)	1,980,727	1,055,711		
(5)	(5)	(5)	(5)	(5)	(5)	(5)	(5)	(5)	(5)	(5)	(5)	(5)	(5)		
603,256	125,071	100,879	340,407	29,699	600	(5)	528,455	500,468	8,316	19,671	(5)	1,430,612	901,557		
(5)	(5)	(5)	(5)	(5)	(5)	(5)	(5)	(5)	(5)	(5)	(5)	(5)	(5)		
660,726	61,977	87,980	457,748	29,842	9,430	13,749	587,671	498,504	30,995	55,348	2,824	1,847,260	1,259,589		
1,117,788	134,322	126,490	817,067	39,969	(5)	(5)	310,043	255,201	20,399	33,706	2,737	1,966,402	1,630,359		
3,534,260	178,645	447,906	1,937,902	680,344	208,572	80,891	3,440,582	3,288,393	28,850	54,430	68,939	8,971,839	5,531,257		
126,060	(5)	120,103	1,820	(5)	(5)	(5)	43,473	34,149	881	2,222	6,221	244,895	201,422		
39,626	(5)	1,955	35,871	1,800	(5)	(5)	30,619	23,737	150	980	5,752	104,881	74,262		
173,173	19,227	14,435	133,201	6,260	(5)	(5)	109,008	101,683	3,051	3,256	988	384,891	275,883		
5,907,768	237,549	644,484	4,077,261	338,518	9,956	(5)	7,603,322	6,728,686	428,972	238,919	206,745	17,980,566	10,377,244		
51,750	7,500	1,990	42,266	(5)	(5)	(5)	47,590	36,347	7,585	3,630	(5)	125,834	78,274		
1,772,834	137,171	164,847	1,281,345	189,471	(5)	(5)	1,278,728	1,050,788	11,638	26,618	189,684	3,823,037	2,544,309		
872,135	131,446	116,312	487,748	136,630	(5)	(5)	1,049,636	1,019,410	5,719	18,348	6,159	2,385,801	1,336,165		
2,280,732	23,175	425,242	1,758,307	42,456	40,552	(5)	4,622,429	4,384,980	128,461	108,988	(5)	10,945,847	6,323,418		
3,598,509	121,021	472,866	2,755,109	206,742	41,791	(5)	4,882,562	4,479,547	217,292	174,463	11,200	11,961,827	7,079,325		
14,571,757	579,046	1,804,240	11,704,509	480,012	3,000	950	37,423,769	36,308,900	321,750	415,190	377,923	58,251,060	20,827,291		
338,614	53,779	32,500	232,581	10,694	(5)	(5)	351,604	339,248	7,370	4,986	(5)	942,590	590,980		
330,001	41,706	33,157	227,767	36,371	(5)	(5)	845,493	803,289	19,632	20,989	1,586	1,339,167	493,664		
839,559	74,202	110,715	482,864	155,530	12,411	3,828	3,489,661	3,436,611	23,774	29,276	(5)	4,748,250	1,258,559		
334,395	31,406	39,591	239,088	24,310	(5)	(5)	635,653	618,570	7,309	9,774	(5)	1,477,822	842,169		
1,076,063	20,220	164,973	825,874	52,256	12,740	(5)	544,060	446,630	79,797	17,633	(5)	2,453,209	1,906,149		
404,164	41,211	28,866	298,171	35,916	(5)	(5)	650,785	640,094	3,628	6,996	67	1,324,208	673,423		
145,175	13,600	19,854	107,201	4,520	(5)	(5)	162,758	156,296	4,367	2,065	(5)	440,634	277,876		
(5)	(5)	(5)	(5)	(5)	(5)	(5)	(5)	(5)	(5)	(5)	(5)	(5)	(5)		
505,063	125,641	76,408	133,145	170,469	(5)	(5)	1,103,280	1,075,527	13,066	11,304	383	4,199,137	3,098,857		
826,496	49,331	120,117	573,557	80,664	2,827	(5)	549,248	507,145	126,070	26,033	(5)	1,711,237	1,161,059		
1,045,852	116,794	113,750	720,754	91,609	(5)	2,885	9,747,630	9,507,631	86,006	153,963	(5)	12,430,004	2,662,364		
1,209,846	168,201	149,921	627,020	231,820	11,357	21,527	4,581,728	4,490,564	86,669	34,495	(5)	7,213,021	2,631,263		
1,123,332	130,982	147,096	716,042	128,312	(5)	(5)	1,462,409	1,409,977	27,594	19,492	5,346	3,453,061	1,500,652		
14,177,160	900,684	1,520,553	11,204,707	645,001	6,218	(5)	24,623,587	24,323,850	75,613	219,986	4,138	46,117,984	21,494,397		
3,588,523	300,772	505,549	2,611,872	167,097	3,233	(5)	5,445,442	4,852,344	512,224	173,985	6,889	12,816,922	7,717,450		
306,820	48,875	5,582	212,368	39,995	(5)	(5)	512,218	489,414	2,013	7,127	13,064	1,081,161	568,943		
714,840	38,900	50,085	579,573	41,850	4,426	(5)	502,727	483,122	3,901	13,704	(5)	1,440,463	943,736		

CENSUS OF MANUFACTURES: 1939

TABLE 8.—GENERAL STATISTICS FOR

Group No.	INDUSTRY	*Number of establishments	*Pro- pri- etors and firm mem- bers	*PERSONS EMPLOYED IN MANUFACTURING ESTABLISHMENTS 1						
				Total 2	Salaried officers of corporations 2	Manufacturing		Distribu- tion	Con- struction	Other
						Salaried em- ployees 2	Wage earners (average for year) 3			
1 14	Galvanizing and other coating—carried on in plants not operated in connection with rolling mills.	7	1	409	13	25	359	10	2	
2 20	Games and toys (except dolls and children's vehicles).	30	28	2,486	21	184	2,230	51		
3 8	General commercial (job) printing.	705	686	10,458	304	1,272	8,215	604	3	
4 16	Generating, distribution, and industrial apparatus, and apparatus for incorporation in manufactured products, not elsewhere classified.	34	9	10,655	59	4,818	14,175	548	19	36
5 13	Glass containers.	15		4,931	37	387	4,487	13	6	1
6 9	Glue and gelatin.	8	3	412	14	49	284	51	11	3
7 15	Gold and silver leaf and foil.	3	4	160		7	141	12		
8 14	Gray-iron and semisteel castings.	119	64	5,384	121	335	4,837	73	17	1
9 9	Grease and tallow (except lubricating greases).	39	33	834	22	99	657	79	7	
10 8	Greeting cards (except hand-painted).	9	6	656	12	50	575	19		
11 20	Hair work.	3	3	9		2	7			
12 4	Handkerchiefs—made in inside factories or by jobbers engaging contractors.	3	3	338		23	314			1
13 20	Hand stamps, stencils, and brands.	25	23	530	20	43	334	127		
14 14	Hardware not elsewhere classified.	33	18	3,190	57	294	2,674	102	3	
15 9	Hardwood distillation and charcoal manufacture.	16	1	513	24	37	438	1	13	
16 3	Hat bodies and hats, fur-felt.	4	1	3,499	5	163	3,084	108	2	137
17 3	Hat bodies and hats, wool-felt.	4	7	1,843	7	57	1,774	5		
18 14	Heating and cooking apparatus, except electric, not elsewhere classified.	10	3	892	10	109	716	57		
19 3	Hosiery—full-fashioned.	208	112	37,306	261	1,351	35,253	264	136	41
20 3	Hosiery—seamless.	79	45	6,932	75	346	6,451	51	5	4
21 13	Hotel china.	3		1,383	10	60	1,273	40		
22 4	House dresses, uniforms, and aprons—made in contract factories.	42	50	2,324	5	51	2,254	3	1	10
23 4	House dresses, uniforms, and aprons—made in inside factories or by jobbers engaging contractors.	47	34	3,535	23	122	3,318	71		1
24 4	Housefurnishings (except curtains, draperies, and bedspreads).	36	27	1,868	34	88	1,191	49		6
25 6	Household furniture, except upholstered.	114	58	7,700	153	482	6,945	113	6	1
26 1	Ice cream and ices.	239	198	4,227	106	329	1,981	1,538	117	156
27 1	Ice, manufactured.	258	127	1,794	147	247	1,029	326	21	24
28 12	Industrial leather belting and packing leather.	21	23	395	7	52	311	25		
29 17	Industrial machinery, not elsewhere classified.	61	11	3,010	99	697	2,724	372	13	5
30 9	Insecticides, fungicides, and related industrial and household chemical compounds.	55	26	728	46	118	379	179	4	2
31 16	Insulated wire and cable.	6	2	1,942	11	159	1,606	160	4	2
32 17	Internal-combustion engines.	7	5	1,503	8	284	1,120	87	4	
33 20	Jewelry cases and instrument cases.	6	6	115	1	13	89	12		
34 15	Jewelry (precious metals).	40	45	412	9	55	308	38		2
35 3	Jute goods (except felt).	4		786	9	36	702	15	24	
36 3	Knitted cloth.	24	15	2,522	38	191	2,235	50	3	5
37 3	Knitted outerwear (except knit gloves)—contract factories.	10	6	240	5	10	225			
38 3	Knitted outerwear (except knit gloves)—regular factories or jobbers engaging contractors.	68	68	4,038	70	250	3,557	148	3	10
39 3	Knitted underwear.	74	41	10,029	90	555	9,222	158	1	3
40 6	Laboratory, hospital, and other professional furniture.	8	6	150	2	14	126	8		
41 3	Lace goods.	10		3,637	33	369	3,070	163		
42 20	Lamp shades.	16	16	512	10	22	457	23		
43 15	Lapidary work.	7	9	14			14			
44 6	Lasts and related products.	4	3	88	1	6	81			
45 12	Leather goods not elsewhere classified.	9	9	138	4	7	118	9		
46 12	Leather: tanned, curried, and finished—regular factories or jobbers engaging contractors.	45	9	7,656	71	393	7,090	72	33	
47 15	Lighting fixtures.	47	38	1,469	34	89	1,222	119		5
48 13	Lime.	51	41	2,080	26	171	1,798	58	24	12
49 3	Linoleum, asphalted-felt-base and other hard-surface floor coverings, not elsewhere classified.	3		4,144		333	3,546	215	50	
50 1	Liquors, distilled.	10		467	2	53	371	1	40	
51 1	Liquors, rectified or blended.	17	2	932	19	214	567	129	2	1
52 8	Lithographing and photo-lithographing (including preparation of stones or plates and dry transfers).	50	30	2,009	73	231	1,502	192	6	
53 5	Logging camps and logging contractors (not operating sawmills).	10	10	101			100	1		
54 9	Lubricating oils and greases—not made in petroleum refineries.	32	6	1,232	40	282	751	126	18	15
55 1	Macaroni, spaghetti, vermicelli, and noodles.	20	9	1,012	22	71	775	130	3	8
56 8	Machine and hand typesetting (including advertisement typesetting).	34	30	542	23	68	402	49		
57 17	Machine-shop products, not elsewhere classified.	216	131	12,162	234	1,791	9,012	912	115	59
58 17	Machine-shop repairs.	77	88	756	28	64	658	4		2
59 17	Machine-tool and other metalworking-machinery accessories, metal-cutting and shaping tools, and machinists' precision tools.	50	37	1,810	53	221	1,431	88	11	6
60 17	Machine tools.	11	2	1,830	19	300	1,411	100		
61 14	Malleable-iron castings.	8		1,877	17	194	1,650	7		
62 1	Malt liquors.	85	18	6,101	153	487	3,717	1,573	95	76
63 6	Mattresses and bedsprings.	57	53	1,325	48	103	998	171	4	1
64 17	Measuring instruments, mechanical (except electrical measuring instruments, watches, and clocks).	11	1	2,095	17	305	2,302	50	14	7
65 1	Meat packing, wholesale.	128	110	7,703	124	543	5,077	1,815	89	55

See footnotes at end of table.

THE STATE, BY INDUSTRIES: 1939—Continued

SALARIES AND WAGES							COST OF MATERIALS, SUPPLIES, FUEL, PURCHASED ELECTRIC ENERGY, AND CONTRACT WORK						Value added by manufacture *
Total *	Salaries of officers of corporations *	Manufacturing		Distribution	Construction	Other	Total	Materials and supplies	Fuel	Purchased electric energy	Contract work	Value of products	
		Salaries *	Wages										
Dollars	Dollars	Dollars	Dollars	Dollars	Dollars	Dollars	Dollars	Dollars	Dollars	Dollars	Dollars	Dollars	Dollars
720,112	219,880	83,745	389,069	23,583	3,835		678,786	633,740	33,494	11,552		1,975,753	1,296,967
2,403,243	120,869	298,784	1,875,129	108,461			3,550,111	3,462,551	37,574	47,628	2,358	6,943,268	3,393,157
15,200,369	1,558,889	1,936,452	10,577,632	1,119,596	7,800		13,191,243	11,739,969	157,787	356,605	936,882	37,401,914	24,210,671
35,795,350	381,095	10,443,812	23,623,942	1,278,646	23,436	44,428	39,115,875	38,081,357	527,890	448,774	57,854	97,959,556	58,843,683
7,232,655	275,440	668,381	6,211,029	69,977	7,369	468	11,219,391	9,192,005	1,651,643	375,743		27,301,331	16,081,949
658,861	96,043	87,101	300,660	151,649	20,354	3,054	1,121,054	985,363	131,927	3,764		2,371,347	1,250,293
(5)	(5)	(5)	(5)	(5)	(5)	(5)	(5)	(5)	(5)	(5)	(5)	(5)	(5)
6,772,335	452,125	661,598	5,507,818	120,131	29,101	1,562	8,920,443	8,050,070	539,551	224,451	106,371	19,475,987	10,555,544
1,100,659	97,473	119,970	738,305	134,475	10,430		4,446,019	4,205,135	159,794	81,032	58	6,840,346	2,394,327
707,009	108,625	70,671	438,711	83,002			704,389	588,890	225	7,517	107,757	1,769,775	1,065,396
7,489		1,720	5,769				4,132	3,680	253	109	90	17,667	13,535
(5)	(5)	(5)	(5)	(5)	(5)	(5)	(5)	(5)	(5)	(5)	(5)	(5)	(5)
752,460	109,969	79,958	390,064	172,469			511,768	481,647	8,802	15,393	5,926	1,745,821	1,234,053
4,063,273	353,519	484,642	2,867,092	355,381	2,639		3,396,448	3,129,695	103,198	103,691	68,864	9,450,658	6,054,210
421,786	50,241	52,167	302,572	614	16,192		929,517	676,342	236,072	12,063	5,040	1,542,734	613,217
(5)	(5)	(5)	(5)	(5)	(5)	(5)	(5)	(5)	(5)	(5)	(5)	(5)	(5)
1,579,489	27,598	94,734	1,452,156	5,001			3,385,157	3,310,505	48,258	26,394		6,063,449	2,618,292
1,329,405	100,310	213,755	866,556	148,784			1,487,340	1,414,815	25,189	39,382	7,954	3,623,521	2,136,181
42,661,000	1,575,669	2,586,269	37,653,793	580,454	214,830	49,961	43,087,687	39,171,327	473,421	650,118	2,792,821	99,881,839	56,794,152
5,644,856	392,376	514,192	4,642,048	85,974	3,891	6,376	7,050,752	6,561,631	87,751	102,634	298,736	15,766,232	8,715,480
1,713,005	75,360	119,205	1,894,582	123,798			344,666	221,566	165,927	17,173		2,564,503	2,219,837
1,128,955	15,710	71,886	1,029,829	4,000	870	6,600	83,391	40,354	6,924	25,493	10,620	1,598,227	1,514,836
2,393,665	93,560	191,346	2,008,176	100,083		500	7,029,111	6,521,417	7,434	36,791	463,469	11,090,766	4,061,657
1,143,596	165,360	109,556	814,384	49,218		5,048	4,217,638	4,179,571	11,703	23,049	3,315	6,410,709	2,193,071
7,838,094	623,296	803,634	6,215,188	181,146	14,820	520	11,839,726	11,375,849	292,709	228,090	33,027	23,558,126	12,018,400
6,204,561	480,678	511,600	2,417,125	2,392,368	192,322	210,408	19,016,780	18,163,287	254,287	589,206		39,530,206	20,513,420
2,653,244	444,361	410,551	1,328,836	414,292	20,180	35,024	1,702,658	1,644,667	182,588	1,175,403		8,162,032	6,459,374
555,253	31,280	99,442	376,421	48,110			1,638,602	1,616,403	9,482	12,617	100	3,049,485	1,410,883
6,217,663	505,879	1,252,605	3,696,542	736,197	20,140	6,200	7,907,253	6,628,259	130,376	144,345	104,282	17,694,705	10,597,452
1,207,643	265,680	191,023	433,284	307,507	5,971	4,178	2,561,877	2,476,612	51,533	33,584	148	5,417,635	2,855,758
2,784,941	94,641	344,082	1,938,494	396,964	8,900	1,500	7,290,291	7,071,100	103,694	114,623	1,064	10,544,475	3,254,084
2,050,067	20,787	499,960	1,396,044	137,729	1,547		2,240,831	2,393,495	120,547	26,789		6,196,357	3,655,526
94,317	3,200	21,786	61,264	8,077			125,941	105,453	727	645	19,116	304,985	179,045
555,815	50,375	78,475	343,260	82,560		1,136	875,294	841,256	2,492	7,397	24,249	1,806,171	930,877
918,240	120,695	69,336	690,878	20,532	16,808		2,125,993	2,011,216	40,519	70,646	3,612	4,550,192	2,424,199
3,146,455	434,960	385,371	2,225,419	93,187	5,664	1,854	7,099,516	6,642,805	179,806	77,243	199,662	12,516,513	5,416,997
173,845	21,965	9,670	142,210				9,533	600	1,107	5,263	2,563	258,086	248,553
4,311,878	312,280	398,729	3,269,152	316,421	3,338	11,958	10,492,404	10,147,856	17,369	67,740	259,448	18,837,167	8,344,763
8,331,246	502,485	946,437	6,532,187	345,660	1,497	2,980	18,109,725	17,112,644	129,359	154,831	721,891	29,320,771	11,211,046
187,190	8,060	21,648	147,215	10,367			173,999	165,894	2,183	5,922		495,445	321,446
5,150,475	314,820	602,420	3,796,858	436,377			3,714,457	3,538,458	136,404	22,270	17,325	11,595,019	7,880,562
321,328	29,230	25,225	248,785	18,088			633,213	622,012	143	3,818	7,240	1,172,893	539,680
20,879			20,879				130,703	130,099	9	595		213,038	82,335
100,653	3,861	7,261	80,531				98,286	93,589	2,076	2,621		274,808	156,522
119,875	14,470	11,719	83,824	9,802			285,996	282,744	1,278	1,974		508,821	222,825
9,075,247	600,623	709,040	8,105,121	156,119	44,344		35,632,952	34,380,673	581,887	132,213	538,179	53,095,125	17,402,173
1,692,973	197,061	148,351	1,158,996	181,799		6,766	3,699,748	3,629,827	26,727	35,494	7,700	6,920,140	3,220,392
2,429,965	95,928	324,396	1,849,380	114,047	28,876	17,388	2,152,754	947,682	846,372	355,474	3,226	6,909,138	4,756,384
(5)	(5)	(5)	(5)	(5)	(5)	(5)	(5)	(5)	(5)	(5)	(5)	(5)	(5)
625,571	4,000	120,120	470,557	2,040	28,854		2,612,065	2,326,608	238,658	46,799		5,208,075	2,596,010
1,522,714	183,284	370,062	706,980	256,148	5,200	1,040	4,713,931	4,674,476	21,265	18,250		10,749,188	6,035,257
3,477,059	407,290	426,174	2,127,709	499,987	15,899		3,131,301	2,590,772	32,166	60,035	448,328	7,638,109	4,566,898
79,818			78,698	1,120			34,647	26,280	3,367		5,090	260,552	165,905
2,163,787	223,608	619,424	957,170	315,235	27,043	11,307	10,417,307	10,162,448	231,925	82,934		15,734,504	5,317,197
1,001,958	129,286	97,327	581,896	181,333	4,420	7,696	3,212,013	3,163,559	25,847	82,086	521	5,216,999	2,004,886
913,257	101,715	110,827	614,928	85,787			165,623	115,411	7,853	14,199	28,160	1,500,481	1,334,558
18,154,518	1,429,240	3,192,388	11,074,506	2,148,107	112,210	198,067	16,354,967	14,634,322	507,046	483,611	709,988	46,495,901	30,140,934
1,070,911	88,964	110,639	865,007	4,623		1,678	954,837	887,017	33,623	34,014	183	2,504,660	1,549,823
2,762,772	275,023	440,374	1,884,701	138,972	16,933	6,769	1,585,943	1,418,566	41,542	81,683	44,152	6,752,446	5,166,503
(5)	(5)	(5)	(5)	(5)	(5)	(5)	(5)	(5)	(5)	(5)	(5)	(5)	(5)
2,191,664	81,819	319,173	1,759,677	30,995			1,298,046	980,239	196,111	115,998	5,698	4,333,122	3,035,076
12,727,777	1,362,310	1,221,005	6,077,374	3,196,470	107,438	163,180	16,959,997	15,881,760	783,948	292,396	1,803	55,849,173	38,889,176
1,677,658	194,492	161,008	1,041,156	273,081	7,046	875	3,686,971	3,606,059	16,771	46,286	17,855	6,473,819	2,786,848
3,775,782	130,977	635,819	2,900,592	51,912	15,078	11,904	4,375,018	4,296,710	44,814	61,194	300	11,469,452	7,036,434
12,173,355	931,459	974,659	6,731,699	3,254,475	184,773	96,290	81,760,111	80,961,614	451,775	316,964	29,768	101,012,968	19,252,857

TABLE 8.—GENERAL STATISTICS FOR

Group No.	INDUSTRY	*Number of establishments	*Proprietors and firm members	*PERSONS EMPLOYED IN MANUFACTURING ESTABLISHMENTS 1							
				Total 2	Salaried officers of corporations 3	Manufacturing		Distribu- tion	Con- struction	Other	
						Salaried em- ployees 4	Wage earners (average for year) 5				
1	17	Mechanical power-transmission equipment.....	34	15	4,274	58	642	3,193	310	7	64
2	4	Men's and boys' hats and caps (except felt and straw).....	26	31	419	15	20	368	14	2	2
3	4	Men's and boys' shirts (except work shirts), collars, and nightwear—made in contract factories.....	63	57	6,454	23	134	6,282	5	2	8
4	4	Men's and boys' shirts (except work shirts), collars, and nightwear—made in inside factories or by jobbers engaging contractors.....	88	35	14,720	52	508	13,880	202	28	50
5	4	Men's and boys' suits, coats, and overcoats (except work clothing)—made in contract factories.....	126	146	9,895	42	213	9,622	11	2	8
6	4	Men's and boys' suits, coats, and overcoats (except work clothing)—made in inside factories or by jobbers engaging contractors.....	162	147	14,014	140	728	12,422	677	2	45
7	4	Men's and boys' underwear—made in contract factories.....	3	7	719	5	7	707	—	—	—
8	4	Men's and boys' underwear—made in inside factories or by jobbers engaging contractors.....	14	9	1,422	7	54	1,346	5	9	1
9	4	Men's neckwear—made in inside factories or by jobbers engaging contractors.....	24	26	935	15	47	825	47	—	1
10	17	Metalworking machinery and equipment, not elsewhere classified.....	13	1	1,712	27	321	1,329	32	—	3
11	4	Millinery.....	18	16	880	20	35	783	42	—	—
12	13	Minerals and earths, ground or otherwise treated.....	27	3	748	22	68	651	6	1	—
13	17	Mining machinery and equipment.....	12	2	1,003	20	96	773	114	—	—
14	6	Mirror frames and picture frames.....	11	8	64	4	6	53	1	—	—
15	13	Mirrors and other glass products made of purchased glass.....	53	45	1,071	29	92	877	66	6	1
16	20	Miscellaneous fabricated products not elsewhere classified.....	19	18	517	15	36	433	26	1	0
17	4	Miscellaneous fabricated textile products not elsewhere classified.....	23	16	658	32	43	538	45	—	—
18	20	Models and patterns (except paper patterns).....	42	50	353	11	29	308	4	1	—
19	13	Monuments, tombstones, cut-stone, and stone products not elsewhere classified.....	113	110	1,930	69	129	1,614	116	2	—
20	18	Motor vehicles, motor vehicle bodies, parts and accessories.....	66	43	16,122	116	1,983	13,613	409	—	1
21	9	Mucilage, paste, and other adhesives, except glue and rubber cement.....	7	4	51	6	10	27	8	—	—
22	20	Musical instruments, parts, and materials not elsewhere classified.....	3	—	49	3	6	38	2	—	—
23	20	Needles, pins, hooks and eyes, and slide and snap fasteners.....	6	1	5,121	14	940	3,374	473	320	—
24	8	Newspapers: publishing and printing.....	376	255	17,323	362	4,032	8,318	3,711	—	—
25	8	Newspapers: publishing without printing.....	37	22	203	10	128	38	27	—	—
26	1	Nonalcoholic beverages.....	314	318	3,315	105	291	1,343	1,536	13	27
27	13	Nonclay refractories.....	20	1	3,002	21	212	2,808	20	—	1
28	15	Nonferrous-metal foundries (except aluminum).....	61	30	1,255	50	95	1,073	28	1	2
29	15	Nonferrous-metal products not elsewhere classified.....	24	13	2,333	28	229	1,986	75	14	1
30	17	Office and store machines not elsewhere classified.....	5	1	136	4	10	119	3	—	—
31	6	Office furniture.....	10	5	626	15	39	539	32	1	—
32	14	Oil burners, domestic and industrial.....	7	1	229	19	44	83	82	—	—
33	17	Oil-field machinery and tools.....	21	8	1,319	15	216	1,046	34	2	6
34	20	Ophthalmic goods: lenses and fittings.....	4	2	771	9	80	625	54	—	—
35	20	Optical instruments and lenses.....	3	3	21	—	—	19	2	—	—
36	20	Organs.....	4	3	55	3	4	42	6	—	—
37	10	Oven coke and coke-oven byproducts.....	12	—	5,791	4	468	5,089	108	117	15
38	9	Paints, varnishes, and lacquers.....	98	42	3,397	121	516	1,984	750	9	17
39	7	Paper and paperboard mills.....	47	3	10,507	71	1,063	8,508	511	254	100
40	7	Paper bags, except those made in paper mills.....	9	5	1,199	11	83	1,012	70	17	—
41	7	Paperboard containers and boxes not elsewhere classified.....	150	113	7,305	166	491	6,201	418	28	1
42	17	Paper-mill, pulp-mill, and paper-products machinery.....	10	5	550	14	95	381	57	—	3
43	6	Partitions, shelving, cabinet work, and office and store fixtures.....	51	29	1,352	54	119	1,052	123	—	4
44	10	Paving blocks and paving mixtures: asphalt, creosoted wood, and composition.....	44	11	395	1	72	311	11	2	1
45	20	Pencils (except mechanical) and crayons.....	4	—	357	10	25	301	10	2	—
46	9	Perfumes, cosmetics, and other toilet preparations.....	17	13	281	19	34	203	20	3	5
47	8	Periodicals: publishing and printing.....	57	18	5,707	67	1,527	3,826	287	—	—
48	8	Periodicals: publishing without printing.....	93	33	904	57	473	31	343	—	—
49	10	Petroleum refining.....	30	—	11,060	34	1,535	8,196	365	930	—
50	8	Photoengraving, not done in printing establishments (including preparation of plates).....	50	39	990	68	119	670	131	—	2
51	20	Photographic apparatus and materials and projection equipment (except lenses).....	9	9	299	6	42	151	67	—	—
52	20	Piano and organ parts and materials.....	3	—	51	5	4	37	5	—	—
53	1	Pickled fruits and vegetables and vegetable sauces and seasonings.....	22	21	1,073	10	65	862	132	1	3
54	5	Planing mills not operated in conjunction with sawmills.....	246	168	3,466	173	421	2,536	296	4	36
55	9	Plastic materials.....	3	—	487	2	64	404	8	9	—
56	5	Plywood mills.....	3	—	225	1	12	209	3	—	—
57	13	Porcelain electrical supplies.....	3	—	767	5	47	693	22	—	—
58	13	Pottery products not elsewhere classified.....	7	6	194	9	25	153	7	—	—
59	1	Poultry dressing and packing, wholesale.....	11	13	378	6	19	348	5	—	—
60	14	Power boilers and associated products.....	57	17	5,190	100	883	3,975	224	6	2
61	1	Prepared feeds (including mineral) for animals and fowls.....	133	162	1,249	39	161	860	174	3	12
62	1	Preserves, jams, jellies, and fruit butters.....	4	3	420	3	22	372	9	13	10
63	15	Primary smelting and refining of nonferrous metals.....	4	—	4,679	—	289	4,020	—	66	204
64	9	Printing ink.....	15	7	488	13	106	328	40	1	—
65	17	Printing-trades machinery and equipment.....	18	12	1,411	26	201	980	200	—	4

See footnotes at end of table.

THE STATE, BY INDUSTRIES: 1939—Continued

SALARIES AND WAGES							COST OF MATERIALS, SUPPLIES, FUEL, PURCHASED ELECTRIC ENERGY, AND CONTRACT WORK							Value added by manu- facture ⁴	
Total ²	Salaries of officers of corporations ²	Manufacturing		Distri- bution	Con- struc- tion	Other	Total	Materials and supplies	Fuel	Pur- chased electric energy	Contract work	Value of products			
		Salaries ²	Wages												
Dollars	Dollars	Dollars	Dollars	Dollars	Dollars	Dollars	Dollars	Dollars	Dollars	Dollars	Dollars	Dollars	Dollars		
7,255,491 356,003	507,629 62,104	1,357,042 22,008	4,611,175 254,940	685,443 14,791	10,003	84,199 1,250	7,063,134 437,671	6,652,657 429,968	118,650 1,479	194,062 5,724	97,765 590	20,539,884 976,874	13,476,750 539,203	1 2	
3,667,515	94,677	167,855	3,403,280	3,387	3,692	4,624	434,908	351,107	19,114	54,295	10,392	4,866,408	4,431,500	3	
10,696,507	374,132	819,120	8,914,510	487,055	44,232	57,458	25,379,031	23,702,737	52,686	144,904	1,478,704	41,859,014	16,479,983	4	
8,946,967	184,845	310,215	8,423,466	10,385	1,485	7,571	1,060,330	660,011	34,405	96,845	269,069	11,965,741	10,905,411	5	
16,620,239 (5)	932,926 (5)	1,281,808 (5)	12,957,813 (5)	1,391,108	10,702	45,882	48,752,227 (5)	39,351,168 (5)	80,621 (5)	134,736 (5)	9,185,702	75,371,099 (5)	26,618,872 (5)	6 7	
1,010,829	56,465	78,603	850,070	6,809	9,057	819	3,365,451	2,870,888	9,887	15,682	468,994	4,763,476	1,398,025	8	
733,091 2,810,330	56,387 196,216	67,483 717,524	551,897 1,843,802	56,842 50,829	-----	482 1,959	1,668,394 3,738,394	1,635,697 3,553,234	3,120 80,061	14,186 165,069	15,391	2,942,567 10,966,516	1,274,173 7,228,122	9 10	
879,089 1,045,400 1,472,311 77,673 1,221,038	83,773 90,549 120,137 8,500 90,525	48,009 152,515 190,393 5,635 168,149	665,262 776,326 937,281 62,824 849,753	82,045 23,216 224,500 714 108,945	----- 2,800	----- 1,651	1,898,223 2,310,667 3,778,434 80,667 1,836,886	1,860,805 2,032,384 3,695,299 76,050 1,770,655	5,330 96,351 46,519 1,861 28,667	18,008 168,245 36,486 2,756 33,233	14,080 13,687 130	3,191,772 4,684,895 6,654,856 215,266 3,817,623	1,293,549 2,374,228 2,876,422 134,599 1,980,737	11 12 13 14 15	
489,729 555,078 527,410	47,007 114,719 29,245	50,385 60,650 36,775	347,356 306,011 450,476	39,697 73,998 4,046	1,680	3,004	530,183 1,160,629 202,003	505,195 1,144,614 187,038	2,926 8,171 4,665	8,192 7,844 10,300	13,876	1,465,917 2,049,157 1,057,166	935,734 888,528 855,163	16 17 18	
2,330,655 24,720,415	167,738 732,528	195,548 3,562,723	1,809,042 19,515,731	155,087 916,847	3,240	1,586	1,573,815 69,641,908	1,351,623 68,562,695	60,101 463,319	148,743 612,783	13,348 3,111	4,998,023 108,424,041	3,424,208 38,782,133	19 20	
74,253 (5)	15,608 (5)	14,574 (5)	31,605 (5)	12,466 (5)	-----	-----	138,742 (5)	134,539 (5)	2,272 (5)	1,931 (5)	-----	373,477 (5)	234,735 (5)	21 22	
31,552,184 240,995	2,284,451 20,775	9,002,114 127,982	13,067,419 62,217	6,208,200 30,021	-----	-----	18,616,777 377,045	17,585,318 20,145	216,880 1,162	550,212 1,938	264,367 353,801	76,658,846 879,049	58,042,069 502,003	23 24 25	
4,702,096 3,503,293 1,814,279 3,891,503 (5)	512,004 126,706 236,052 256,627 (5)	431,212 419,119 172,767 484,950 (5)	1,378,544 2,995,138 1,350,645 2,851,049 (5)	2,325,593 51,180 52,369 284,473 (5)	18,022 ----- 1,455 13,815 (5)	36,121 1,150 1,001 149	9,207,467 5,694,732 4,041,963 4,200,488 (5)	8,954,751 4,580,862 3,793,373 3,895,556 (5)	92,885 227,095 115,231 127,438 (5)	157,981 227,095 94,237 131,064 (5)	1,850 ----- 39,122 46,430 (5)	21,445,271 13,442,675 7,405,622 9,823,960 (5)	12,237,804 7,747,943 3,363,659 5,623,472 (5)	26 27 28 29 30	
822,557 366,578 1,825,161 895,699 23,784	112,413 71,328 70,576 85,691	71,095 61,804 421,255 111,727	588,013 100,908 1,248,345 584,905 22,744	49,036 132,070 74,145 113,316 1,040	2,000 ----- 4,695	408 6,145	875,367 635,525 2,894,775 1,396,668 19,329	830,282 624,927 2,655,481 1,366,368 18,049	22,114 5,273 131,689 12,339 446	20,006 5,325 77,067 20,961 834	2,965 ----- 558	2,090,833 1,189,798 5,616,094 2,998,842 64,198	1,221,466 551,273 2,751,319 1,569,174 44,869	31 32 33 34 35	
53,159 8,860,207 5,808,030 10,524,784 1,564,466	2,704 39,583 639,263 666,589 203,620	3,671 1,197,044 1,010,863 2,349,577 187,203	36,081 7,233,436 2,075,250 11,473,813 1,003,751	9,803 197,397 1,239,551 1,452,615 1,003,751	----- 168,080 15,053 327,295 53,782	----- 10,667 18,050 254,895	36,242 57,914,220 21,998,238 41,792,827 4,391,502	34,639 55,954,584 21,630,756 37,182,663 4,337,886	878 1,397,416 179,296 3,601,373 17,057	725 562,220 178,392 977,249 36,559	----- ----- 9,794 1,512	120,721 80,686,370 37,089,825 81,103,067 7,915,090	84,479 22,772,150 15,091,587 39,340,240 3,523,588	36 37 38 39 40	
8,146,881 975,786 1,947,628	1,002,293 97,035 215,320	813,435 202,539 178,105	5,523,016 549,223 1,353,205	770,620 124,463 197,473	36,369 ----- 3,465	338 2,526	16,352,824 690,640 1,860,223	15,898,223 27,433 1,776,981	124,918 27,433 23,351	179,715 14,754 43,161	149,968 1,500 16,730	30,481,468 2,052,830 4,570,136	14,128,644 1,318,503 2,709,913	41 42 43	
506,620 529,315	5,712 78,278	125,703 49,215	330,443 363,182	40,376 34,925	3,089 3,715	1,292	2,283,849 944,774	2,087,293 922,179	137,574 13,549	58,290 9,046	692	3,711,255 2,187,835	1,427,406 1,243,061	44 45	
360,940 10,569,106 1,487,076 21,782,060	72,184 434,160 263,223 246,209	38,709 3,179,685 741,144 3,008,412	161,291 6,255,632 38,272 14,361,213	17,959 699,629 454,437 848,509	4,710	6,447	900,329 14,674,727 4,286,512 180,570,337	891,802 13,581,271 1,147,019 170,029,838	4,705 110,602 779	3,820 126,029 3,455 5,498,193	----- 256,825 3,135,259 1,944,274	1,569,356 42,530,498 9,178,237 225,742,635	669,027 28,455,771 4,891,725 45,172,298	46 47 48 49	
2,442,561	299,333	202,372	1,600,400	248,798	-----	1,658	524,430	377,217	5,451	35,855	105,907	3,898,490	3,374,069	50	
383,712 70,225 1,092,739 4,597,145 (5)	26,100 17,157 40,030 500,015 (5)	63,252 5,100 113,898 649,855 (5)	170,527 41,973 747,902 2,855,930 (5)	123,833 5,995 187,675 501,461 (5)	----- 1,065 12,604 (5)	----- 2,169 47,280	423,510 98,490 3,755,005 6,823,320 (5)	411,230 95,421 3,725,909 6,369,858 (5)	3,202 970 33,754 143,121 (5)	9,078 1,274 25,842 241,431 (5)	----- 825 77,910 (5)	1,079,090 182,949 6,312,779 13,862,931 (5)	655,580 84,459 2,527,774 7,039,611 (5)	51 52 53 54 55	
(5) (5) (5) (5) (5)	(5) (5) (5) (5) (5)	(5) (5) (5) (5) (5)	(5) (5) (5) (5) (5)	(5) (5) (5) (5) (5)	(5) (5) (5) (5) (5)	(5) (5) (5) (5) (5)	(5) (5) (5) (5) (5)	(5) (5) (5) (5) (5)	(5) (5) (5) (5) (5)	(5) (5) (5) (5) (5)	(5) (5) (5) (5) (5)	(5) (5) (5) (5) (5)	(5) (5) (5) (5) (5)	(5) (5) (5) (5) (5)	56 57 58 59 60
301,805 333,967 8,488,034	58,020 30,076 547,989	48,433 49,305 1,982,670	178,826 241,033 5,493,626	15,926 13,553 452,418	----- ----- 9,136	----- ----- 2,196	119,896 2,183,472 16,577,000	68,507 7,676 15,769,233	38,713 7,969 188,555	12,397 7,969 272,515	279 ----- 346,697	620,711 2,727,051 30,543,604	500,815 543,579 13,966,604	58 59 60	
1,650,746	161,410	234,034	878,268	357,208	4,432	15,334	14,724,505	14,517,646	39,100	167,769	-----	18,475,281	3,750,776	61	
7,840,032	-----	843,308	5,815,625	-----	77,482	603,617	16,492,189	13,862,523	2,039,636	590,030	-----	30,975,564	14,483,375	62	
911,582	125,794	235,245	432,030	116,513	2,000	-----	2,756,914	2,682,981	20,351	43,582	-----	4,320,753	1,563,839	63	
2,393,010	229,328	403,169	1,324,879	433,337	-----	2,297	1,106,084	1,033,936	24,689	37,250	10,209	5,169,044	4,062,990	64	

TABLE 8.—GENERAL STATISTICS FOR

Group No.	INDUSTRY	*Number of establishments	*Proprietors and firm members	*PERSONS EMPLOYED IN MANUFACTURING ESTABLISHMENTS ¹						
				Total ²	Salaried officers of corporations ²	Manufacturing		Distribution	Construction	Other
						Salaried employees ²	Wage earners (average for year) ³			
1	3									
2	20									
3	6									
4	7									
5	17									
6	1									
7	16									
8	4									
9	9									
10	3									
11	3									
12	3									
13	2									
14	3									
15	17									
16	4									
17	10									
18	11									
19	12									
20	1									
21	13									
22	1									
23	5									
24	14									
25	17									
26	14									
27	15									
28	15									
29	13									
30	15									
31	19									
32	20									
33	3									
34	3									
35	3									
36	3									
37	3									
38	15									
39	12									
40	9									
41	20									
42	17									
43	20									
44	14									
45	14									
46	13									
47	14									
48	13									
49	17									
50	14									
51	14									
52	14									
53	14									
54	17									
55	14									
56	12									
57	20									
58	20									
59	4									
60	13									
61	9									
62	4									
63	17									
64	14									
65	11									
66	2									
67	14									
68	19									
69	4									
70	4									

See footnotes at end of table.

THE STATE, BY INDUSTRIES: 1939—Continued

SALARIES AND WAGES							COST OF MATERIALS, SUPPLIES, FUEL, PURCHASED ELECTRIC ENERGY, AND CONTRACT WORK							Value of products	Value added by manufacture
Total	Salaries of officers of corporations	Manufacturing		Distribution	Construction	Other	Total	Materials and supplies	Fuel	Purchased electric energy	Contract work				
		Salaries	Wages												
Dollars	Dollars	Dollars	Dollars	Dollars	Dollars	Dollars	Dollars	Dollars	Dollars	Dollars	Dollars	Dollars	Dollars		
792,438	167,178	72,867	462,060	90,333	27,743		3,866,154	3,779,928	24,104	46,320	15,892	5,567,389	1,701,235		
3,701,820	267,405	1,008,011	1,676,960	722,641			3,154,282	2,993,146	17,403	44,659	99,071	9,794,991	6,640,709		
336,425	43,572	60,001	220,996	10,896			4,330,494	4,177,504	4,285	8,705		979,416	548,922		
2,153,792	77,840	177,175	1,571,422	2,830	114,198	210,327	6,799,847	5,970,078	726,823	102,946		9,436,299	2,636,452		
2,790,118	175,143	622,063	1,639,805	321,955	8,684	21,568	3,043,339	2,890,173	107,058	39,930	6,178	8,220,401	5,177,062		
(5)	(5)	(5)	(5)	(5)	(5)	(5)	(5)	(5)	(5)	(5)	(5)	(5)	(5)		
(5)	(5)	(5)	(5)	(5)	(5)	(5)	(5)	(5)	(5)	(5)	(5)	(5)	(5)		
(5)	(5)	(5)	(5)	(5)	(5)	(5)	(5)	(5)	(5)	(5)	(5)	(5)	(5)		
(5)	(5)	(5)	(5)	(5)	(5)	(5)	(5)	(5)	(5)	(5)	(5)	(5)	(5)		
1,895,951	112,422	150,033	1,622,222	1,404			337,603	131,057	28,031	116,766	61,749	2,814,870	2,477,267		
9,313,860	205,066	954,373	8,007,486	54,335		2,600	27,544,752	25,666,562	111,051	506,191	1,290,948	44,966,125	17,421,373		
1,788,733	131,484	319,594	1,307,370	30,285			2,979,092	2,739,165	39,560	45,390	154,977	6,355,637	3,376,545		
1,396,112	82,058	113,250	1,176,247	23,948			469,468	192,123	27,077	205,680	44,588	2,343,544	1,874,076		
2,132,048	128,967	191,743	1,767,802	43,536			6,638,325	6,312,041	71,462	296,112	48,770	9,855,911	3,217,586		
6,641,332	105,606	1,121,980	4,944,298	335,363	116,699	17,326	28,922,856	28,435,495	113,197	349,019	25,145	51,850,245	22,927,389		
407,703	4,572	39,716	361,529		1,886		1,362,325	1,277,255	935	7,788	76,349	1,930,451	568,126		
1,124,368	28,680	146,076	764,152	175,162	8,538	1,760	4,672,545	4,463,645	159,412	49,488		8,167,508	3,434,963		
3,993,731	286,849	526,104	2,841,260	334,151	5,367		5,920,252	5,578,075	151,529	188,996	1,652	12,940,595	6,630,343		
82,593	7,630	13,431	47,285	14,247			128,634	126,722	1,228	622		272,819	144,189		
123,181	13,000	16,828	74,622	18,731			528,014	522,891	1,477	3,649		755,021	227,007		
7,135			7,135				28,726	28,238	75	413		48,849	20,114		
2,042,831	116,368	245,231	1,237,037	435,280	8,915		19,688,232	19,506,066	79,248	102,918		23,897,848	4,209,616		
1,606,753	62,347	108,360	1,327,318	96,821	11,898		1,820,061	1,482,813	59,588	19,022	258,578	4,788,147	2,968,146		
(5)	(5)	(5)	(5)	(5)	(5)	(5)	(5)	(5)	(5)	(5)	(5)	(5)	(5)		
126,615	8,389	21,507	78,846	17,873			114,333	110,066	1,722	2,545		288,590	174,257		
1,958,654	193,693	315,147	1,303,190	143,952	2,672		1,563,031	1,447,986	29,593	63,453	21,999	5,005,909	3,442,899		
156,316	11,620	29,891	93,493	21,372			781,156	763,158	915	10,103	6,980	1,024,896	243,740		
860,157	116,786	194,149	451,964	59,403	896	6,959	6,584,016	6,410,403	136,836	36,777		8,430,861	1,846,845		
1,056,888	37,300	64,285	928,735	23,720	1,100	1,748	537,359	255,464	277,345	14,550		2,330,112	1,792,753		
3,075,233	182,028	617,652	2,075,078	194,715		9,760	6,320,100	6,118,055	54,289	65,783	81,973	13,639,709	7,319,609		
(5)	(5)	(5)	(5)	(5)	(5)	(5)	(5)	(5)	(5)	(5)	(5)	(5)	(5)		
1,724,868	194,869	186,099	1,054,940	288,150			1,742,030	1,622,426	24,948	30,913	63,743	4,659,232	2,017,202		
470,029	32,049	34,400	401,580	2,000			58,487	58,324	6,253	36,910		583,291	524,804		
3,113,049	105,763	272,600	2,734,686				9,823,865	9,234,234	78,958	160,059	350,614	15,223,056	5,400,091		
1,973,330	124,742	191,068	1,637,214	17,086		2,620	2,522,927	2,248,268	43,724	59,533	171,462	5,563,065	3,049,138		
6,537,799	217,185	592,344	5,672,119	55,587	564		2,625,152	1,571,979	97,572	705,440	250,161	12,126,610	9,501,458		
2,138,246	180,553	185,871	1,730,893	40,518		511	8,153,387	7,906,610	52,109	148,502	46,166	12,302,368	4,148,981		
79,281	9,299	5,021	58,987	5,874			50,739	44,799	2,016	2,803	1,121	167,519	116,771		
411,683	20,000	69,314	263,896	49,473			405,908	400,273	4,045	1,590		898,956	493,048		
1,581,050	256,789	187,947	843,159	293,155			6,533,486	6,408,248	96,868	28,370		13,939,150	7,495,664		
(5)	(5)	(5)	(5)	(5)	(5)	(5)	(5)	(5)	(5)	(5)	(5)	(5)	(5)		
1,604,281	217,877	214,262	1,012,079	155,186	3,677	1,200	2,256,240	2,125,617	33,828	49,157	47,638	4,830,764	2,574,524		
740,464	39,834	72,566	595,781	31,618	665		1,032,471	1,001,779	6,034	13,626	11,032	2,218,361	1,185,890		
1,710,195	126,837	174,819	1,318,885	89,654			2,770,495	2,525,827	173,987	70,501		5,623,366	2,852,961		
3,135,505	252,810	460,248	2,083,885	321,275	15,924	1,363	5,057,036	4,893,648	74,930	87,059	1,399	10,357,740	5,300,704		
76,346		8,697	65,911	1,738			57,018	53,415	2,506	1,097		169,581	112,563		
3,357,976	178,700	451,679	2,516,183	206,054	5,360		4,748,109	4,365,419	235,135	144,733	2,802	11,494,623	6,746,514		
2,661,816	242,401	324,624	1,652,443	422,752	8,827	10,759	3,763,637	3,291,080	470,964	69,819	764	8,636,749	4,873,112		
9,205,653	201,289	2,512,760	5,579,373	910,699	1,168	364	7,986,969	7,623,549	218,769	112,522	2,120	21,330,677	13,343,717		
3,913,498	192,935	581,360	2,785,699	353,504			2,324,077	2,129,027	109,291	85,759		8,597,729	6,273,652		
500,428	54,354	52,722	367,295	26,057			2,140,823	2,089,730	17,191	33,902		3,299,040	1,158,217		
13,403,880	508,311	1,953,318	10,116,514	703,660	112,102	9,675	10,629,699	8,339,893	1,089,551	964,730	234,906	31,137,477	20,508,397		
238,935,177	2,132,814	31,461,210	199,562,752	3,114,269	2,618,170	45,953	506,214,361	451,803,602	42,063,718	10,743,705	1,603,336	886,313,248	380,098,847		
1,764,755	65,600	288,621	1,288,580	79,517	42,437		1,505,167	1,374,620	54,455	76,092		5,039,790	3,534,623		
5,002,205	282,811	618,471	3,520,777	569,546		10,600	7,697,454	7,350,167	148,598	193,142	5,547	16,634,233	8,936,779		
1,039,346	127,500	94,339	737,375	80,132			1,920,757	1,912,633	4,470	11,714	940	3,471,210	1,541,453		
281,967	38,580	14,630	196,916	31,941			189,915	169,459	3,924	6,083	10,458	566,700	376,785		
2,031,078	271,266	399,735	997,152	362,925			2,712,007	2,672,227	13,077	20,719	5,984	7,198,468	4,486,461		
(5)	(5)	(5)	(5)	(5)	(5)	(5)	(5)	(5)	(5)	(5)	(5)	(5)	(5)		
8,276,134	295,205	926,833	6,544,790	418,340	90,966		5,771,232	4,085,495	1,419,419	266,288		21,241,799	15,470,567		
1,080,546	337,088	182,320	341,841	210,294	8,159	844	2,915,115	2,847,814	52,382	14,919		6,031,959	3,116,844		
393,595	14,992	53,512	278,758	44,242	1,786		2,837,514	2,822,743	5,570	9,201		3,744,287	906,773		
9,016,230	490,850	1,094,423	7,341,299	901,897	65,894	21,867	8,418,034	8,122,964	111,022	173,885	10,163	23,739,854	15,321,820		
3,777,807	182,520	633,890	2,395,811	278,050	281,826	2,980	17,506,732	17,285,002	193,009	108,785	9,045	23,057,613	5,550,881		
4,597,875	272,065	559,054	3,100,361	649,026	6,078	10,391	15,467,441	15,037,697	118,010	311,734		27,715,434	12,247,993		
689,031	129,684	84,555	405,183	69,609			3,744,916	3,715,699	12,321	16,834	62	5,841,322	2,996,409		
2,279,039	306,516	303,173	1,404,876	204,474			1,811,676	1,602,513	101,255	95,888	12,020	5,508,101	3,699,515		
(5)	(5)	(5)	(5)	(5)	(5)	(5)	(5)	(5)	(5)	(5)	(5)	(5)	(5)		
119,673		1,870	114,380	3,417			46,334	40,931	1,396	3,462	545</				

TABLE 8.—GENERAL STATISTICS FOR

Group No.	INDUSTRY	*Number of establishments	*Proprietors and firm members	*PERSONS EMPLOYED IN MANUFACTURING ESTABLISHMENTS ¹						
				Total ²	Salaried officers of corporations ²	Manufacturing		Distribu- tion	Con- struction	Other
						Salaried employees ²	Wage earners (average for year) ³			
1	4	42	46	3,300	20	98	3,102	76	3	1
2	20	13	9	886	18	74	770	24		
3	6	80	75	1,983	59	125	1,662	137		
4	9	4	2	63	6	3	32	20		2
5	6	7	11	619	2	37	549	11	20	
6	1	4	1	39	2	7	27	3		
7	13	3		548	13	61	424	40	10	
8	14	8		1,808	21	163	1,672	42		
9	13	7	2	173	9	12	69	82	1	
10	7	9	3	1,185	15	89	1,000	81		
11	6	7	10	361	9	36	312	4		
12	6	6	4	69	3	17	35	14		
13	14	11		3,465	17	297	3,046	82	21	2
14	14	54	32	3,143	52	354	2,643	91	3	
15	16	18	1	2,248	48	298	1,689	192	17	4
16	4	30	34	1,399	6	29	1,358	4	1	1
17	4	21	30	1,419	11	75	1,247	86		
18	4	16	15	892	1	26	804	1		
19	4	19	20	982	17	54	876	34	1	
20	4	40	59	2,681	13	58	2,602	6	1	1
21	4	62	69	4,958	41	211	4,516	185		5
22	4	21	7	2,640	20	145	2,420	42		13
23	4	12	16	1,349	11	87	1,206	40		5
24	4	32	23	3,616	20	123	3,409	59	2	3
25	4	3	4	48	2	2	43	1		
26	12	18	6	2,147	17	101	1,983	46		
27	6	32	25	642	17	42	558	25		
28	6	5		94	2	5	86	1		
29	6	56	54	1,672	35	130	1,489	14	4	
30	17	7		245	15	30	154	46		
31	3	13	7	723	8	53	659	2		1
32	3	91	34	13,304	159	799	12,150	183	9	4
33	20	6	6	412	12	17	380	2	1	
34	4	68	66	4,198	44	203	3,846	101		4
35	4	7	7	282	9	17	252	4		
36	4	13	4	1,034	5	46	958	14	1	10
37	14	10		4,150	13	319	3,785	32		1
38	16	4		50	7	13	27	3		
39	Other industries ⁴	313	132	81,271	386	8,470	66,625	3,806	1,621	363
OTHER INDUSTRIES, BY INDUSTRY GROUPS ⁴										
40	1	27	14	5,401	45	344	4,061	752	188	11
41	3	28	10	11,650	40	735	10,257	421	00	137
42	4	30	37	2,343	18	110	2,094	117	1	2
43	6	15	15	2,455	6	207	2,092	103	47	
44	9	22	4	9,562	15	736	8,544	25	242	
45	13	26	3	8,237	30	714	7,310	81	93	
46	14	23	8	3,182	39	333	2,725	82	4	
47	15	25	12	8,951	27	1,177	6,518	625	508	96
48	16	21	8	8,421	31	1,630	5,994	611	54	101
49	17	28	5	3,749	46	591	2,794	286	17	15
50	19	27	4	9,247	35	721	8,316	88	87	
51	20	27	9	0,016	35	1,050	4,029	582	320	
52	5	3		225	1	12	209	3		
53	12	6		1,242	13	63	1,159	7		
54	2	1								
55	10	1								
56	11	1	3	590	6	47	514	23		
57	18	2								

*As the figures for number of establishments and for personnel for those industries for which monetary items are withheld are given for the individual industries and are also included in the "Other industries" figures, the sums of these figures are larger than the corresponding totals shown for "All industries."

¹ See heading to table 3 and GENERAL EXPLANATIONS—Persons engaged—general classification.

² Figures do not include data for personnel of central-administrative offices.

³ Each of the averages in the "Wage earners" column is correct to the nearest unit, despite the fact that the averages for the several industries do not add exactly to the 1939 average for all industries. See GENERAL EXPLANATIONS—Wage earners and wages.

875

SALARIES AND WAGES							COST OF MATERIALS, SUPPLIES, FUEL, PURCHASED ELECTRIC ENERGY, AND CONTRACT WORK							Value added by manufacture	
Total	Salaries of officers of corporations	Manufacturing		Distribution	Construction	Other	Total	Materials and supplies	Fuel	Purchased electric energy	Contract work	Value of products	Value added by manufacture		
		Salaries	Wages												
Dollars	Dollars	Dollars	Dollars	Dollars	Dollars	Dollars	Dollars	Dollars	Dollars	Dollars	Dollars	Dollars	Dollars		
2,290,804	92,742	124,796	1,903,027	105,975	3,534	730	5,295,754	4,521,852	15,205	23,770	698,927	9,437,204	4,171,450		
804,982	79,058	115,740	546,180	63,998			1,514,360	1,476,221	20,932	13,546	4,291	2,595,810	1,080,820		
2,170,854	195,222	150,306	1,620,671	198,355			3,689,051	3,536,954	27,315	37,685	87,067	6,957,084	3,298,633		
120,771	46,320	6,540	36,964	29,876		1,071	485,556	469,519	11,151	4,876		671,185	185,032		
(5)	(5)	(5)	(5)	(5)	(5)		(5)	(5)	(5)	(5)		(5)	(5)		
59,183	5,150	11,819	34,884	7,330			117,566	111,373	3,355	2,838		184,278	76,712		
(5)	(5)	(5)	(5)	(5)	(5)		(5)	(5)	(5)	(5)		(5)	(5)		
1,981,722	166,977	278,071	1,490,679	45,993			2,369,096	2,061,686	183,690	88,266	35,454	5,589,796	3,220,700		
223,457	36,594	25,960	53,005	105,703	1,205		241,613	239,014	575	2,024		637,890	396,277		
1,762,857	84,501	103,143	1,319,124	196,089			2,522,366	2,431,067	62,177	27,339	1,843	5,485,273	2,962,907		
466,687	27,825	56,931	377,150	4,781			701,862	687,619	4,312	9,961		1,386,924	685,031		
72,246	5,980	20,907	28,509	10,850			400,079	398,102	813	1,164		545,056	144,977		
5,350,501	201,759	661,902	4,282,270	183,742	18,496	2,242	12,674,681	11,541,330	243,293	278,038	12,000	25,522,566	13,447,850		
3,914,258	291,163	642,566	2,817,841	157,119	5,569		9,676,595	8,747,731	109,831	217,579	1,454	16,507,378	7,430,743		
3,833,460	509,952	634,626	2,218,954	442,720	26,186	3,028	9,149,316	8,903,206	128,973	107,253	9,584	15,339,211	6,189,895		
904,314	33,663	28,752	839,085	1,800	250	764	124,686	98,958	1,348	13,745	10,635	1,398,560	1,273,904		
1,476,277	80,220	126,163	1,071,064	198,830			3,967,450	3,244,764	416	12,711	709,559	6,351,529	2,384,079		
516,777	10,200	31,624	474,427	626			29,710	15,552	2,423	9,822	1,913	741,990	712,280		
878,799	63,193	79,778	660,199	68,322	1,316		2,270,532	2,066,959	1,842	11,699	160,032	3,911,487	1,640,955		
1,646,857	53,089	83,233	1,494,488	12,723	2,000	724	153,097	64,176	8,245	25,935	55,641	2,368,863	2,215,766		
5,033,317	186,744	346,849	4,183,881	312,344		3,499	10,907,752	9,779,676	3,858	52,955	1,071,263	20,424,118	9,516,366		
1,863,128	116,597	208,296	1,449,170	78,109		10,956	4,289,923	4,159,069	10,037	27,708	93,109				

* Value of products less cost of materials, supplies, fuel, purchased electric energy, and contract work. See GENERAL EXPLANATIONS—Value added by manufacture.
 † Figures omitted have been withheld to avoid disclosing exact or approximate data for individual establishments; they are included in the "Other Industries" figures.
 ‡ Figures for government-owned establishments are included in the "Other Industries" figures.
 § Figures for government-owned establishments are included in the "Other Industries" figures.
 ¶ Figures for government-owned establishments are included in the "Other Industries" figures.

CENSUS OF MANUFACTURES: 1939

TABLE 9.—GENERAL STATISTICS FOR

(This table presents, for the industrial areas, separate figures for each industry for which it is possible to publish such figures without disclosing exact or approximate data for which combined figures are given, however, reported larger numbers of

Group No.	INDUSTRY	*Number of establishments	*Proprietors and firm members	*PERSONS EMPLOYED IN MANUFACTURING ESTABLISHMENTS ¹						
				Total ²	Salaried officers of corporations ³	Manufacturing		Distribution	Construction	Other
						Salaried employees ⁴	Wage earners (average for year) ⁵			
PHILADELPHIA-CAMDEN INDUSTRIAL AREA										
1	All industries, total.....	6,082	4,553	394,909	5,259	38,333	321,725	25,482	2,663	1,447
2 13	Abrasive wheels, stones, paper, cloth, and related products.....	8	1	704	20	107	468	87	3	19
3 17	Agricultural machinery (except tractors).....	5	1	405	12	40	322	31	—	—
4 19	Aircraft and parts, including aircraft engines.....	5	1	800	19	159	612	10	—	—
5 15	Alloying and rolling and drawing of nonferrous metals, except aluminum.....	17	3	1,543	29	131	1,222	99	53	9
6 15	Aluminum products (including rolling and drawing and extruding), not elsewhere classified.....	3	1	52	5	2	42	3	—	—
7 13	Asbestos products (except steam packing and pipe and boiler covering).....	7	1	750	11	53	588	98	—	—
8 6	Baskets for fruits and vegetables.....	5	3	207	4	15	182	6	—	—
9 16	Batteries, storage and primary (dry and wet).....	5	—	2,667	8	429	2,080	148	2	—
10 3	Batting, padding, and wadding; upholstery filling.....	5	2	350	8	22	271	48	—	1
11 4	Belts (apparel), regardless of material.....	6	10	208	—	15	190	3	—	—
12 1	Biscuit, crackers, and pretzels.....	21	20	1,881	24	134	1,478	189	17	39
13 19	Boat building and boat repairing.....	4	5	11	—	—	11	—	—	—
14 14	Bolts, nuts, washers, and rivets—made in plants not operated in connection with rolling mills.....	7	1	828	8	50	258	12	—	—
15 9	Bone black, carbon black, and lampblack.....	3	—	107	3	11	60	19	10	4
16 8	Bookbinding and related industries.....	61	51	1,516	43	100	1,314	59	—	—
17 8	Books: printing without publishing.....	34	23	631	34	76	484	37	—	—
18 8	Books: publishing and printing.....	7	2	1,213	15	269	600	239	—	—
19 8	Books: publishing without printing.....	14	7	157	13	81	14	49	—	—
20 12	Boot and shoe cut stock and findings.....	6	9	330	5	30	282	13	—	—
21 1	Bread and other bakery products (except biscuit, crackers, and pretzels).....	578	623	10,201	39	545	8,118	1,206	60	227
22 13	Brick and hollow structural tile.....	13	2	522	15	17	465	24	1	—
23 20	Brooms.....	9	11	144	—	6	133	5	—	—
24 20	Brushes.....	13	9	181	8	32	123	18	—	—
25 20	Buttons.....	9	5	230	6	10	216	4	—	—
26 1	Candy and other confectionery products.....	61	46	4,020	59	167	3,323	446	10	9
27 1	Cane-sugar refining.....	3	—	2,466	14	236	2,016	63	5	132
28 1	Canned and dried fruits and vegetables (including canned soups).....	16	5	4,741	22	398	4,205	102	11	3
29 4	Canvas products (except bags).....	17	15	209	12	30	244	13	—	—
30 20	Carbon paper and inked ribbons.....	3	1	213	6	49	126	27	5	—
31 3	Carpets and rugs, wool.....	15	5	3,475	32	316	2,977	133	16	1
32 3	Carpets, rugs, and mats made from such materials as paper fiber, grass, jute, flax, sisal, cotton, cocoa fiber, and rags.....	14	12	442	10	32	391	8	1	—
33 3	Carpet yarn, woolen and worsted.....	15	5	2,941	28	177	2,678	57	1	—
34 19	Cars and car equipment—railroad, street, and rapid-transit.....	4	—	1,587	8	293	1,256	30	—	—
35 6	Caskets, coffins, burial cases, and other morticians' goods.....	15	10	372	15	29	249	78	—	1
36 14	Cast-iron pipe and fittings.....	6	—	1,947	7	183	1,693	64	—	—
37 1	Cheese.....	4	1	26	—	—	26	—	—	—
38 9	Chemicals not elsewhere classified.....	25	4	3,108	17	464	2,328	95	187	17
39 4	Children's coats—made in inside factories or by jobbers engaging contractors.....	3	2	93	2	4	73	14	—	—
40 4	Children's dresses—made in contract factories.....	17	19	652	3	11	638	—	—	—
41 4	Children's dresses—made in inside factories or by jobbers engaging contractors.....	26	16	3,826	17	233	3,383	191	1	1
42 4	Children's and infants' wear not elsewhere classified—made in inside factories or by jobbers engaging contractors.....	7	6	599	3	13	473	20	—	—
43 1	Chocolate and cocoa products.....	3	—	523	6	7	479	27	2	2
44 6	Cigar boxes: wooden, part wooden.....	5	4	233	—	6	225	2	—	—
45 2	Cigars.....	38	30	9,933	23	405	9,356	112	10	27
46 13	Clay refractories, including refractory cement (clay).....	5	3	196	5	18	157	10	—	—
47 9	Cleaning and polishing preparations, blackings, and dressings.....	20	8	1,050	34	214	572	236	—	—
48 7	Coated and glazed paper.....	8	4	210	5	24	152	22	4	3
49 4	Coats, suits, and skirts (except fur coats)—made in contract factories.....	10	10	633	5	16	610	2	—	—
50 4	Coats, suits, and skirts (except fur coats)—made in inside factories or by jobbers engaging contractors.....	30	35	1,067	14	61	942	43	—	7
51 9	Colors and pigments.....	5	3	86	4	4	74	3	—	—
52 16	Communication equipment.....	9	1	1,537	15	182	1,280	46	14	—
53 9	Compressed and liquefied gases—not made in petroleum refineries or in natural-gasoline plants.....	10	—	300	2	26	203	60	—	—
54 13	Concrete products.....	44	28	580	26	50	397	100	6	—
55 17	Construction and similar machinery (except mining and oil-field machinery and tools).....	7	—	264	13	44	185	21	—	—
56 7	Converted paper products not elsewhere classified.....	17	5	743	26	96	558	63	—	—
57 6	Cooperage.....	10	5	204	7	10	182	5	—	—
58 3	Cordage and twine.....	5	1	1,108	9	70	962	07	—	—
59 4	Corsets and allied garments.....	6	6	149	3	5	120	21	—	—
60 3	Cotton broad woven goods.....	48	16	2,819	52	170	2,533	57	7	—
61 3	Cotton narrow fabrics.....	17	7	1,738	27	117	1,553	41	—	—

See footnotes at end of table.

INDUSTRIAL AREAS, BY INDUSTRIES: 1939

Individual establishments, and gives statistics for the remaining industries both in combination ("Other industries") and by industry groups. Certain of the industries wage earners or larger values of products than some of those shown separately]

SALARIES AND WAGES						COST OF MATERIALS, SUPPLIES, FUEL, PURCHASED ELECTRIC ENERGY, AND CONTRACT WORK						Value of products	Value added by manufacture	
Total	Salaries of officers of corporations	Manufacturing		Distribution	Construction	Other	Total	Materials and supplies	Fuel	Purchased electric energy	Contract work			
		Salaries	Wages											
PHILADELPHIA-CAMDEN INDUSTRIAL AREA														
Dollars 557,510,494	Dollars 34,048,216	Dollars 77,325,879	Dollars 387,115,110	Dollars 51,979,344	Dollars 5,294,058	Dollars 1,747,887	Dollars 1,252,248,479	Dollars 1,179,299,975	Dollars 32,285,789	Dollars 15,391,466	Dollars 25,271,249	Dollars 2,292,960,250	Dollars 1,040,711,771	1
1,318,051	114,723	227,657	679,955	266,177	6,096	24,043	1,249,153	1,156,359	68,063	24,821		3,658,567	2,409,384	2
451,461	43,136	61,027	298,580	48,718			586,781	562,609	10,809	13,312		1,544,820	958,639	3
1,171,331	86,500	309,900	761,492	13,439			680,354	614,762	19,072	20,076	26,474	1,952,580	1,272,196	4
2,338,869	299,608	266,718	1,563,556	174,614	85,025	9,288	7,461,120	7,157,960	171,205	117,609	14,346	11,359,733	3,895,613	5
68,811	13,900	1,650	40,777	3,484			56,192	48,260	4,157	3,775		145,826	89,634	6
(5)	(5)	(5)	(5)	(5)			(5)	(5)	(5)	(5)		(5)	(5)	7
186,516	21,383	22,587	132,921	9,655			211,397	203,846	3,150	4,401		442,191	230,794	8
(5)	(5)	(5)	(5)	(5)			(5)	(5)	(5)	(5)		(5)	(5)	9
470,506	91,830	38,122	265,887	73,588		1,469	1,246,309	1,190,898	33,757	21,654		2,090,787	844,478	10
159,357		26,740	128,417	4,200			411,501	402,650	296	2,180	6,375	737,364	325,863	11
2,206,102	116,861	210,875	1,520,736	267,933	34,745	45,952	3,903,716	3,747,267	130,711	23,798		9,674,829	5,771,113	12
10,518			10,518				12,087	11,645	35	407		30,462	18,375	13
(5)	(5)	(5)	(5)	(5)			(5)	(5)	(5)	(5)		(5)	(5)	14
(5)	(5)	(5)	(5)	(5)			(5)	(5)	(5)	(5)		(5)	(5)	15
1,648,498	206,400	170,709	1,173,781	97,608			1,178,150	823,029	3,482	31,193	320,446	3,940,809	2,762,659	16
1,027,942	140,141	157,246	640,263	90,292			751,059	675,148	7,018	24,309	44,584	2,258,290	1,507,231	17
2,181,085	216,014	439,866	1,019,161	506,044			2,064,563	1,519,287	6,630	23,551	515,125	6,508,275	4,443,682	18
823,980	65,963	117,103	23,025	117,889			359,332	133,456	637	1,217	224,022	1,004,607	645,275	19
393,008	8,949	47,180	304,709	32,170			1,462,593	1,440,966	11,059	10,508	60	2,068,031	605,438	20
14,494,078	197,147	1,038,535	11,064,953	1,808,300	100,228	344,915	21,759,787	20,698,771	638,715	422,301		49,908,868	28,149,081	21
610,632	60,382	27,681	491,894	33,917	2,158		374,563	81,837	256,474	35,928	324	1,344,613	970,050	22
130,176		7,270	116,202	6,704			204,317	200,428	650	3,239		463,603	199,286	23
225,243	20,935	43,067	100,967	53,374			452,884	443,915	4,699	3,251	1,019	847,168	394,284	24
200,263	19,590	23,734	140,072	16,867			283,088	270,628	3,074	7,877	1,459	725,763	442,725	25
4,458,960	408,785	294,222	2,993,373	715,864	45,767	10,959	9,173,075	8,955,151	117,901	100,023		18,386,981	9,213,906	26
3,419,889	131,300	524,976	2,554,246	104,665	17,996	86,706	49,990,896	49,186,751	803,689	456		59,941,226	9,950,330	27
(5)	(5)	(5)	(5)	(5)	(5)	(5)	(5)	(5)	(5)	(5)		(5)	(5)	28
339,366	52,761	51,844	214,759	20,002			777,760	768,786	1,695	4,126	3,153	1,333,633	555,273	29
(5)	(5)	(5)	(5)	(5)			(5)	(5)	(5)	(5)		(5)	(5)	30
4,949,605	269,879	503,649	3,804,995	344,222	20,147	713	9,618,805	9,161,157	189,115	67,373	201,160	17,519,787	7,900,982	31
408,395	45,608	52,170	299,614	9,521	1,482		852,624	808,397	12,913	12,037	19,277	1,562,512	709,888	32
(5)	(5)	(5)	(5)	(5)	(5)		(5)	(5)	(5)	(5)		(5)	(5)	33
(5)	(5)	(5)	(5)	(5)			(5)	(5)	(5)	(5)		(5)	(5)	34
648,709	65,222	50,540	269,253	161,769		1,925	479,282	429,448	14,503	6,564	28,767	1,482,549	1,003,267	35
2,951,055	102,135	424,074	2,235,781	188,465			4,197,051	3,726,317	337,594	133,140		8,701,956	4,504,905	36
28,985			28,985				315,389	306,691	5,357	3,341		427,629	112,240	37
5,337,766	96,464	1,141,004	3,782,156	160,080	143,230	14,825	15,731,046	14,615,658	918,241	196,837	310	30,839,192	15,108,146	38
(5)	(5)	(5)	(5)	(5)			(5)	(5)	(5)	(5)		(5)	(5)	39
355,438	6,530	9,351	339,557				69,533	59,899	1,821	7,783		581,562	512,029	40
3,415,222	238,475	342,666	2,615,489	216,288	1,783	521	3,895,440	3,445,046	9,365	37,934	463,101	10,632,102	6,736,662	41
417,851	4,620	9,883	375,117	28,231			597,117	545,275	1,518	4,336	45,988	1,188,904	591,877	42
(5)	(5)	(5)	(5)	(5)	(5)		(5)	(5)	(5)	(5)		(5)	(5)	43
193,958		11,140	178,584	4,264			186,430	177,804	2,780	5,846		468,270	281,840	44
8,230,915	166,783	809,340	9,046,554	278,345	16,038	23,855	19,012,915	18,850,688	54,031	106,619	1,577	38,583,540	19,570,625	45
289,812	48,923	34,086	163,381	42,522			360,655	314,512	34,254	11,889		914,198	553,543	46
1,524,864	215,134	201,253	574,355	474,122			2,715,679	2,655,284	31,945	28,450		5,562,824	2,847,145	47
322,225	18,308	54,321	191,355	51,996	4,588	1,657	1,303,409	1,274,024	13,321	16,064		1,924,310	630,901	48
642,747	12,400	24,247	604,160	1,940			44,982	33,308	3,067	7,455	1,152	789,805	741,823	49
1,436,156	52,397	103,061	1,216,866	57,909		5,923	4,019,726	3,848,937	1,633	19,783	149,373	6,573,610	2,553,884	50
143,353	27,120	11,287	99,073	5,273		600	256,955	226,924	17,259	12,772		474,365	217,410	51
1,847,442	115,905	312,820	1,296,695	102,132	19,890		1,215,201	1,181,070	6,890	27,035	206	4,045,647	2,830,446	52
573,776	25,000	53,337	319,085	176,354			775,089	588,433	3,838	182,818		2,810,350	2,035,261	53
801,935	102,089	81,642	444,609	163,639	9,833	103	2,426,825	2,348,620	32,746	42,983	2,476	4,675,117	2,248,262	54
378,109	58,465	67,140	216,483	35,656		365	436,576	417,077	8,757	10,742		1,161,064	724,518	55
943,013	178,182	118,127	491,379	155,325			1,892,443	1,861,618	11,326	19,499		3,628,195	1,735,752	56
241,590	20,960	22,387	194,233	4,670			799,437	782,639	7,110	6,688		1,216,993	420,556	57
1,236,306	172,803	120,511	801,555	149,437			1,846,576	1,764,202	28,822	53,552		4,632,623	2,786,047	58
140,873	12,000	10,788	89,055	28,439			206,657	204,468	550	1,639		523,738	317,081	59
3,667,010	375,235	313,252	2,780,045	185,738	12,740		7,556,744	7,293,045	133,919	97,080	32,700	13,437,490	5,890,746	60
1,776,549	217,965	140,644	1,313,659	98,251			2,301,855	2,218,130	48,114	35,611		5,022,946	2,721,091	61

TABLE 9.—GENERAL STATISTICS FOR

Group No.	INDUSTRY	*Number of establishments	*Proprietors and firm members	*PERSONS EMPLOYED IN MANUFACTURING ESTABLISHMENTS ¹						
				Total ²	Salaried officers of corporations ²	Manufacturing		Distribution	Construction	Other
						Salaried employees ²	Wage earners (average for year) ³			
PHILADELPHIA-CAMDEN INDUSTRIAL AREA—Continued										
1 3	Cotton yarn.....	8	11	294	2	25	254	8	5	
2 1	Creamery butter.....	16	13	36		3	29	4		
3 1	Cured fish.....	5	5	79	1	6	62	10		
4 4	Curtains, draperies, and bedspreads—made in regular factories or by jobbers engaging contractors.....	10	12	563	6	29	498	30		
5 14	Cutlery (except aluminum, silver, and plated cutlery) and edge tools.....	6	7	91	5	8	78			
6 20	Dental equipment and supplies.....	19	9	1,188	16	119	1,011	41	1	
7 7	Die-cut paper and paperboard, and converted cardboard.....	11	8	370	24	40	271	33	2	
8 9	Drugs and medicines (including drug grinding).....	47	11	3,190	77	550	2,000	545	12	6
9 3	Dyeing and finishing cotton, rayon, silk, and linen textiles.....	37	12	3,954	65	377	3,378	107	3	24
10 16	Electrical appliances.....	5		379	11	36	326	6		
11 16	Electrical measuring instruments.....	3	2	51	4	8	35	4		
12 16	Electrical products not elsewhere classified.....	5		146	13	18	108	6	1	
13 15	Electroplating, plating, and polishing.....	19	21	257	12	24	197	11	8	5
14 8	Electrotyping and stereotyping, not done in printing establishments.....	9	3	472	9	50	391	22		
15 17	Elevators, escalators, and conveyors.....	14	5	1,460	17	104	850	350	83	56
16 4	Embroideries, other than Schiffli-machine products—contract factories.....	9	10	122		3	118	1		
17 4	Embroideries: Schiffli-machine products.....	6	6	89	5	5	74	5		
18 14	Enameled-iron sanitary ware and other plumbers' supplies (not including pipe and vitreous and semivitreous china sanitary ware).....	21	7	1,004	24	172	1,307	95	6	
19 8	Engraving (steel, copperplate, and wood); plate printing.....	26	19	950	23	112	755	60		
20 20	Fabricated plastic products, not elsewhere classified.....	9	6	1,226	11	112	1,057	39	7	
21 14	Fabricated structural steel and ornamental metal work, made in plants not operated in connection with rolling mills.....	44	21	2,451	45	152	2,194	60		
22 20	Feathers, plumes, and artificial flowers.....	8	7	328	5	18	288	17		
23 3	Felt goods, wool, hair, and jute (except woven felts and hat bodies and hats).....	4	1	218	6	16	183	13		
24 9	Fertilizers.....	7	2	484	9	42	384	44	4	1
25 7	Fiber cans, tubes, and similar products.....	11	6	268	9	14	233	12		
26 14	Files.....	4		761	4	51	680	16	10	
27 3	Finishing of men's and boys' hats of fur-felt, wool-felt, and straw.....	8	5	341	11	20	279	31		
28 9	Fireworks.....	4	1	78	4	3	67	4		
29 1	Flavoring extracts and flavoring sirups, not elsewhere classified.....	21	10	265	22	39	108	96		
30 1	Flour and other grain-mill products.....	14	18	94	2	13	72	4		3
31 1	Food preparations, not elsewhere classified.....	32	25	290	26	27	188	47		2
32 17	Food-products machinery.....	17	6	350	20	35	261	34		
33 12	Footwear (except rubber).....	24	19	2,478	32	182	2,196	67	1	
34 14	Forgings, iron and steel—made in plants not operated in connection with rolling mills.....	10	2	1,166	24	144	953	45		
35 4	Fur coats and other fur garments, accessories, and trimmings.....	27	31	119	3	6	78	32		
36 20	Furs, dressed and dyed.....	3	7	43		2	40	1		
37 14	Galvanizing and other coating—carried on in plants not operated in connection with rolling mills.....	3	1	275	5	12	246	10	2	
38 20	Games and toys (except dolls and children's vehicles).....	17	18	361	7	30	298	26		
39 8	General commercial (job) printing.....	329	308	6,053	193	754	4,655	448	3	
40 16	Generating, distribution, and industrial apparatus, and apparatus for incorporation in manufactured products, not elsewhere classified.....	13	7	3,395	20	1,189	2,051	99		36
41 9	Glue and gelatin.....	8	3	364	15	51	230	44	21	3
42 15	Gold and silver leaf and foil.....	3	4	160		7	141	12		
43 14	Gray-iron and semisteel castings.....	25	7	1,049	34	65	936	13	1	
44 9	Grease and tallow (except lubricating greases).....	11	9	426	14	34	314	58	6	
45 8	Greeting cards (except hand-painted).....	9	6	656	12	50	575	19		
46 20	Hand stamps, stencils, and brands.....	16	20	224	9	23	173	19		
47 14	Hardware not elsewhere classified.....	12	8	438	10	52	321	55		
48 14	Heating and cooking apparatus, except electric, not elsewhere classified.....	6	3	446	4	57	376	9		
49 3	Hosiery—full-fashioned.....	161	102	17,968	177	670	10,886	180	45	10
50 3	Hosiery—seamless.....	21	16	2,108	10	126	1,915	43	5	
51 4	House dresses, uniforms, and aprons—made in contract factories.....	23	26	927	2	16	907	1		1
52 4	House dresses, uniforms, and aprons—made in inside factories or by jobbers engaging contractors.....	30	32	1,239	12	46	1,126	54		1
53 4	Housefurnishings (except curtains, draperies, and bedspreads).....	27	19	735	27	52	613	41		2
54 6	Household furniture, except upholstered.....	45	32	1,515	41	90	1,326	51	6	1
55 1	Ice cream and ices.....	43	36	1,623	10	69	1,044	730	76	94
56 1	Ice, manufactured.....	81	14	723	56	100	466	93	1	7
57 12	Industrial leather belting and packing leather.....	18	17	321	7	42	245	27		
58 17	Industrial machinery, not elsewhere classified.....	27	6	1,670	41	405	1,184	75		
59 9	Insecticides, fungicides, and related industrial and household chemical compounds.....	33	22	442	23	74	220	125		
60 15	Jewelry (precious metals).....	33	33	313	7	42	229	33		2
61 3	Knitted cloth.....	16	8	1,365	27	140	1,184	14		
62 3	Knitted outerwear (except knit gloves)—contract factories.....	5	4	65	1	3	61			
63 3	Knitted outerwear (except knit gloves)—regular factories or jobbers engaging contractors.....	59	51	3,635	69	201	3,235	117	3	10
64 3	Knitted underwear.....	16	9	2,289	27	112	2,138	12		
65 6	Laboratory, hospital, and other professional furniture.....	6	6	37		6	26	5		

See footnotes at end of table.

PENNSYLVANIA

879

INDUSTRIAL AREAS, BY INDUSTRIES: 1939—Continued

SALARIES AND WAGES							COST OF MATERIALS, SUPPLIES, FUEL, PURCHASED ELECTRIC ENERGY, AND CONTRACT WORK							Value of products	Value added by manu- facture
Total 2	Salaries of officers of corporations 2	Manufacturing		Distribution	Con- struction	Other	Total	Materials and supplies	Fuel	Pur- chased electric energy	Contract work				
		Salaries 2	Wages												

PHILADELPHIA-CAMDEN INDUSTRIAL AREA—Continued													
Dollars	Dollars	Dollars	Dollars	Dollars	Dollars	Dollars	Dollars	Dollars	Dollars	Dollars	Dollars	Dollars	Dollars
298,685	7,220	48,137	213,331	27,997			1,230,631	1,210,324	1,868	17,839		1,723,664	493,633
39,504		5,335	28,169	6,000			312,221	297,700	6,874	7,647		399,733	87,512
96,053	10,500	9,515	51,803	24,235			641,440	629,087	5,120	7,233		820,127	178,687
(3)	(3)	(3)	(3)	(3)			(3)	(3)	(3)	(3)	(3)	(3)	(3)
96,780	7,003	11,988	77,789				61,996	51,685	7,329	2,984		299,437	147,436
1,617,588	128,926	322,151	1,105,700	58,792	2,019		778,377	741,894	19,881	16,602		3,547,169	2,768,792
535,284	101,512	60,839	295,047	74,015	2,971		845,707	819,185	23,000	3,522		1,794,373	948,666
4,610,384	506,987	1,051,542	2,020,855	944,998	20,270	5,732	10,420,819	10,078,335	188,406	125,570	28,508	27,132,813	16,711,994
5,444,547	579,044	719,084	3,808,245	302,425	6,724	28,425	12,648,674	11,880,501	604,712	163,461		21,686,923	9,038,249
540,411	35,801	81,617	405,289	17,704			917,272	898,667	5,318	13,287		1,975,273	1,058,001
(3)	(3)	(3)	(3)	(3)			(3)	(3)	(3)	(3)	(3)	(3)	(3)
215,920	67,420	36,675	102,685	8,495	645		214,574	209,461	816	4,297		565,733	351,159
283,097	35,365	32,260	180,194	13,499	3,638	12,141	137,912	106,972	10,551	17,565	2,824	576,124	438,212
1,077,119	77,920	113,543	830,077	55,679			312,049	255,355	20,292	31,558	4,844	1,950,149	1,638,106
2,703,623	92,245	221,412	1,507,808	592,095	208,572	80,801	2,285,330	2,158,012	20,948	36,831	68,939	6,567,940	4,282,610
104,332		3,748	98,764	1,820			38,681	30,524	189	1,747	6,221	202,978	164,297
75,427	6,737	6,398	56,032	6,290			74,949	71,497	1,544	1,651	257	204,733	129,784
2,545,216	111,814	352,744	1,844,591	226,111	9,956		4,077,174	3,675,985	115,729	125,593	159,867	8,698,399	4,531,225
(3)	(3)	(3)	(3)	(3)			(3)	(3)	(3)	(3)	(3)	(3)	(3)
1,757,975	81,027	221,410	1,326,360	116,704	12,474		2,284,138	2,005,264	170,167	104,507	4,200	5,940,805	3,656,667
3,774,778	216,307	330,135	3,152,567	75,769			11,664,194	11,183,528	50,665	167,143	322,918	16,686,768	5,022,574
291,697	51,691	22,734	197,578	19,694			339,846	328,619	6,834	4,393		873,540	533,694
(3)	(3)	(3)	(3)	(3)			(3)	(3)	(3)	(3)	(3)	(3)	(3)
622,610	37,958	80,847	372,114	118,352	9,701	3,638	2,355,047	2,312,848	27,846	14,353		3,045,194	690,147
316,909	22,136	37,290	232,233	24,310			621,651	605,217	7,023	9,411		1,441,846	820,195
1,076,063	20,220	104,973	825,874	52,256	12,740		544,060	446,630	79,797	17,633		2,453,209	1,909,149
(3)	(3)	(3)	(3)	(3)			(3)	(3)	(3)	(3)	(3)	(3)	(3)
62,713	7,600	3,969	46,024	4,620			70,613	67,706	1,597	1,310		160,930	90,317
478,187	119,241	71,796	120,179	166,971			997,193	974,192	13,084	9,534	383	4,017,691	3,020,408
80,711	3,988	17,084	53,819	4,330	1,510		525,729	515,019	8,870	1,840		684,732	169,003
351,173	88,266	33,726	167,252	59,144	2,785		1,547,830	1,512,556	24,042	11,238		2,315,208	767,378
445,345	58,256	54,521	293,423	30,145			494,864	467,993	16,872	7,773	2,226	1,262,472	767,608
2,544,686	142,430	272,467	1,966,477	161,912	1,400		3,223,710	3,178,177	17,181	28,352		6,905,096	3,681,386
2,244,487	289,934	371,424	1,436,554	146,575			3,031,159	2,645,154	322,416	55,789	7,800	7,236,172	4,205,013
221,313	22,400	3,422	158,508	36,893			446,377	425,240	1,463	6,010	13,664	882,950	436,573
(3)	(3)	(3)	(3)	(3)			(3)	(3)	(3)	(3)	(3)	(3)	(3)
(3)	(3)	(3)	(3)	(3)			(3)	(3)	(3)	(3)	(3)	(3)	(3)
321,511	27,174	41,017	185,449	67,871			698,982	688,268	2,318	8,396		1,262,758	563,776
9,041,335	894,519	1,149,210	6,109,403	880,397	7,800		7,482,309	6,515,008	88,228	191,419	687,654	21,789,066	14,306,757
(3)	(3)	(3)	(3)	(3)			(3)	(3)	(3)	(3)	(3)	(3)	(3)
676,344	123,512	103,103	281,482	132,443	32,750	3,054	1,316,832	1,167,693	142,217	6,922		2,606,951	1,290,119
(3)	(3)	(3)	(3)	(3)			(3)	(3)	(3)	(3)	(3)	(3)	(3)
1,413,813	136,912	107,133	1,145,643	22,795	1,330		930,273	808,541	77,778	42,069	985	2,576,541	1,646,298
621,759	68,494	69,114	372,685	102,491	8,975		2,653,845	2,552,428	69,571	31,846		4,013,913	1,360,068
707,009	108,625	76,671	438,711	83,002			704,389	588,890	225	7,517	107,757	1,769,775	1,065,386
253,961	25,628	34,704	172,336	21,293			162,975	148,264	5,284	5,977	3,450	585,955	422,080
750,522	103,578	93,028	457,344	96,572			1,004,261	906,523	16,420	15,644	65,665	2,190,206	1,185,945
(3)	(3)	(3)	(3)	(3)			(3)	(3)	(3)	(3)	(3)	(3)	(3)
21,116,918	968,668	1,306,336	18,452,769	315,522	61,435	12,198	21,230,406	19,169,969	252,524	344,768	1,463,145	49,656,284	28,425,878
1,822,275	131,445	179,944	1,432,810	74,185	3,891		2,285,571	2,002,531	34,602	27,425	221,013	4,895,379	2,609,808
489,328	4,000	10,222	465,390	60	656		32,239	16,446	2,257	11,716	1,820	648,295	616,056
945,004	43,816	62,278	767,058	71,354	580		2,708,276	2,491,843	899	16,175	199,359	4,425,624	1,717,348
641,013	129,270	65,838	408,669	36,188	1,048		2,156,233	2,130,393	8,824	13,701	3,315	3,291,461	1,135,228
1,691,747	216,230	175,328	1,207,941	76,908	14,820	520	3,535,173	3,458,491	21,669	44,981	10,032	6,211,137	2,675,064
2,670,284	48,346	138,538	776,268	1,444,161	127,093	135,880	7,639,234	7,427,379	68,246	143,609		17,226,305	9,587,071
1,139,319	218,051	181,335	606,856	123,039	1,213	7,925	735,144	125,527	56,086	553,531		3,786,703	3,051,599
474,471	32,080	33,960	301,506	56,835			1,440,158	1,419,095	8,764	12,199	100	2,663,491	1,223,333
2,981,852	215,265	752,506	1,805,080	209,001			3,154,214	2,959,604	52,980	37,076	104,554	8,283,673	5,129,456
680,242	101,524	125,574	229,212	223,411	521		1,218,363	1,165,730	35,321	17,164	148	3,227,637	2,009,274
445,518	46,524	64,949	262,678	70,230	1,136		688,574	683,622	1,192	6,081	17,479	1,428,144	739,570
2,159,752	339,460	334,132	1,441,543	44,617			5,200,636	5,011,904	124,591	42,472	21,669	8,808,087	3,697,451
56,733	4,065	2,521	50,147				1,402	100	60	1,096		77,896	76,494
3,888,776	305,996	342,887	2,970,273	234,324	3,338	11,958	9,620,813	9,287,461	13,394	60,510	259,448	17,318,618	7,697,803
1,967,418	190,872	223,383	1,525,363	27,800			3,483,499	3,324,951	27,854	32,653	98,131	6,064,610	2,591,111
(3)	(3)	(3)	(3)	(3)			(3)	(3)	(3)	(3)	(3)	(3)	(3)

TABLE 9.—GENERAL STATISTICS FOR

Group No.	INDUSTRY	*Number of establishments	*Proprietors and firm members	*PERSONS EMPLOYED IN MANUFACTURING ESTABLISHMENTS 1						
				Total 2	Salaried officers of corporations 2	Manufacturing		Distribution	Construction	Other
						Salaried employees 2	Wage earners (average for year) 3			
PHILADELPHIA-CAMDEN INDUSTRIAL AREA—Continued										
1 20	Lamp shades 4	16	10	512	10	22	457	23		
2 15	Lapidary work	7	9	14			14			
3 12	Leather goods not elsewhere classified	5	8	51		1	50			
4 12	Leather: tanned, curried, and finished—regular factories or jobbers engaging contractors 4	25	2	5,308	53	254	4,908	61	32	
5 15	Lighting fixtures	36	31	1,141	27	68	940	101		5
6 13	Lime	7	2	418	8	25	367	7		11
7 3	Linoleum, asphalted-felt-base and other hard-surface floor coverings, not elsewhere classified	4		1,447	3	111	1,323	8	2	
8 1	Liquors, distilled	4		156		27	128	1		
9 8	Lithographing and photo-lithographing (including preparation of stones or plates and dry transfers)	30	22	1,599	49	189	1,201	154	6	
10 9	Lubricating oils and greases—not made in petroleum refineries	15	2	666	23	165	364	95	15	4
11 1	Macaroni, spaghetti, vermicelli, and noodles	5	1	392	11	21	326	34		
12 8	Machine and hand typesetting (including advertisement typesetting)	28	24	799	24	115	618	42		
13 17	Machine-shop products, not elsewhere classified	90	52	2,747	101	365	1,993	249	37	2
14 17	Machine-shop repairs	36	46	216	10	20	178	6		2
15 17	Machine-tool and other metalworking-machinery accessories, metal-cutting and shaping tools, and machinists' precision tools	22	24	397	11	40	327	16		3
16 17	Machine tools	7	2	628	12	125	459	32		
17 1	Malt liquors	16	3	1,044	40	136	851	588	24	5
18 6	Mattresses and bedsprings	30	30	402	16	30	300	56		
19 17	Measuring instruments mechanical (except electrical measuring instruments, watches, and clocks)	5		1,202	9	139	1,005	40	2	7
20 1	Meat packing, wholesale	50	40	3,241	50	203	2,126	782	35	45
21 17	Mechanical power-transmission equipment	19	9	3,073	40	440	2,279	253		61
22 4	Men's and boys' hats and caps (except felt and straw)	17	18	328	13	15	290	8		2
23 4	Men's and boys' shirts (except work shirts), collars, and nightwear—made in contract factories	9	6	734	4	11	716	3		
24 4	Men's and boys' shirts (except workshirts), collars, and nightwear—made in inside factories or by jobbers engaging contractors	32	23	2,922	28	134	2,628	121	5	6
25 4	Men's and boys' suits, coats, and overcoats (except work clothing)—made in contract factories	111	138	7,627	28	160	7,417	8	1	4
26 4	Men's and boys' suits, coats, and overcoats (except work clothing)—made in inside factories or by jobbers engaging contractors	141	141	10,752	121	595	9,356	646	2	32
27 4	Men's and boys' underwear—made in inside factories or by jobbers engaging contractors	6	3	287	3	13	269	2		
28 4	Men's neckwear—made in inside factories or by jobbers engaging contractors	21	21	516	14	27	427	47		1
29 17	Metalworking machinery and equipment, not elsewhere classified	3		152	10	15	112	14		1
30 14	Millinery	14	14	554	14	22	486	32		
31 13	Minerals and earths, ground or otherwise treated	6		151	3	14	130	3	1	
32 13	Mirrors and other glass products made of purchased glass	29	26	537	11	47	458	21		
33 20	Miscellaneous fabricated products not elsewhere classified	14	12	357	9	18	319	11		
34 4	Miscellaneous fabricated textile products not elsewhere classified	18	15	530	22	39	444	25		
35 20	Models and patterns (except paper patterns)	18	25	132	6	10	113	3		
36 13	Monuments, tombstones, cut-stone, and stone products not elsewhere classified	33	38	179	10	24	122	23		
37 18	Motor vehicles, motor-vehicle bodies, parts and accessories	33	25	10,349	57	969	9,128	195		
38 20	Needles, pins, hooks and eyes, and slide and snap fasteners	4	1	534	8	21	466	35	4	
39 8	Newspapers: publishing and printing	87	55	7,193	75	1,789	3,445	1,884		
40 8	Newspapers: publishing without printing	27	16	142	9	98	25	10		
41 1	Nonalcoholic beverages	80	68	1,049	37	66	441	494	2	9
42 13	Nonclay refractories	3		472	5	60	406	1		
43 15	Nonferrous-metal foundries (except aluminum)	24	21	379	21	28	310	18		2
44 15	Nonferrous-metal products not elsewhere classified	17	12	1,030	13	115	883	10	9	
45 17	Office and store machines not elsewhere classified	3	1	35	2	5	25	3		
46 6	Office furniture	5	4	278	9	23	227	19		
47 14	Oil burners, domestic and industrial	5	1	145	13	16	41	74		1
48 10	Oven coke and coke-oven byproducts	3		1,167	4	107	927	108		21
49 9	Paints, varnishes, and lacquers	68	37	2,511	84	445	1,507	465		10
50 7	Paper and paperboard mills	28	3	6,574	52	728	5,254	420	91	23
51 7	Paperboard containers and boxes not elsewhere classified	78	49	4,413	98	281	3,788	239	7	
52 6	Partitions, shelving, cabinet work, and office and store fixtures	37	24	886	36	78	690	78		4
53 10	Paving blocks and paving mixtures: asphalt, creosoted wood, and composition	7		126	1	17	105	3		
54 20	Pens, mechanical pencils, and pen points	4		775	12	63	619	81		
55 9	Perfumes, cosmetics, and other toilet preparations	13	10	204	13	25	148	10	3	5
56 8	Periodicals: publishing and printing	27	12	4,421	33	1,222	2,045	221		
57 8	Periodicals: publishing without printing	52	13	696	36	327	21	312		
58 10	Petroleum refining	6		9,519		1,189	7,156	128	951	95
59 8	Photoengraving, not done in printing establishments (including preparation of plates)	23	27	671	40	70	475	84		2
60 1	Pickled fruits and vegetables and vegetable sauces and seasonings	15	16	323	6	38	229	46	1	3

See footnotes at end of table.

PENNSYLVANIA

881

INDUSTRIAL AREAS, BY INDUSTRIES: 1939—Continued

SALARIES AND WAGES							COST OF MATERIALS, SUPPLIES, FUEL, PURCHASED ELECTRIC ENERGY, AND CONTRACT WORK					Value of products	Value added by manufacture ⁴
Total ¹	Salaries of officers of corporations ²	Manufacturing		Distribution	Construction	Other	Total	Materials and supplies	Fuel	Purchased electric energy	Contract work		
		Salaries ²	Wages										

PHILADELPHIA-CAMDEN INDUSTRIAL AREA—Continued

Dollars	Dollars	Dollars	Dollars	Dollars	Dollars	Dollars	Dollars	Dollars	Dollars	Dollars	Dollars	Dollars	Dollars	
321,328	29,230	25,225	248,785	18,088			633,213	622,012	143	3,815	7,240	1,172,893	539,680	1
20,879			20,879				130,703	130,099	9	595		213,038	82,335	2
33,943		3,000	30,943				21,378	20,885		493		80,119	58,741	3
7,367,681	525,626	521,582	6,141,070	135,959	43,444		10,212,743	18,091,606	347,209	76,787	697,081	31,064,754	11,852,011	4
1,290,246	130,178	109,132	920,489	123,681		6,766	2,616,706	2,566,680	15,127	27,109	7,700	5,044,359	2,427,653	5
545,416	43,582	50,976	412,320	22,500		16,038	353,325	153,083	136,394	63,848		1,352,483	999,158	6
(5)	(5)	(5)	(5)	(5)	(5)		(5)	(5)	(5)	(5)	(5)	(5)	(5)	7
(5)	(5)	(5)	(5)	(5)	(5)		(5)	(5)	(5)	(5)	(5)	(5)	(5)	8
2,785,745	344,134	346,250	1,638,050	441,394	15,899		2,521,460	1,973,164	23,986	45,083	479,227	6,078,727	3,557,267	9
1,260,109	137,880	302,050	535,841	257,065	23,256	2,571	5,424,269	5,308,284	85,284	30,731		8,867,436	3,443,137	10
415,131	78,475	26,489	243,345	66,822			1,292,507	1,248,411	11,493	32,003		2,087,514	795,007	11
1,390,548	100,241	101,241	1,026,150	72,916			295,066	158,029	0,589	22,597	14,941	2,043,159	1,838,093	12
4,097,183	524,515	508,972	2,386,370	590,823	24,703	1,800	4,597,068	4,251,718	113,235	118,496	113,639	11,628,374	7,031,280	13
311,938	39,963	38,891	222,841	8,565		1,678	240,549	224,502	7,251	8,613	183	756,496	515,947	14
674,906	44,280	82,185	529,132	15,932		3,377	361,279	298,245	6,969	17,778	38,287	1,409,413	1,048,134	15
(5)	(5)	(5)	(5)	(5)	(5)		(5)	(5)	(5)	(5)	(5)	(5)	(5)	16
3,898,525	617,872	343,508	1,563,303	1,273,783	57,022	42,979	6,267,093	5,859,203	221,053	126,837		19,210,131	13,003,038	17
470,067	49,359	41,423	319,317	50,968			1,320,942	1,285,518	4,974	12,850	17,600	2,240,141	925,199	18
1,500,466	50,305	252,885	1,173,280	70,032	2,054	11,904	1,398,243	1,362,362	18,577	27,004	300	4,148,429	2,760,186	19
5,137,829	404,708	358,056	2,750,881	1,482,855	57,381	77,948	35,474,972	35,140,168	169,232	138,757	26,815	43,944,396	8,409,424	20
5,399,191	400,267	969,313	3,403,278	544,440		81,895	4,249,242	3,971,884	70,238	135,837	71,283	15,398,868	11,149,626	21
201,394	57,786	18,459	206,920	6,969		1,260	334,981	329,847	1,304	3,330	500	774,128	439,147	22
455,546	21,555	12,250	418,999	2,733			58,541	51,236	1,077	5,281	947	587,912	529,371	23
2,755,095	187,504	217,370	1,995,877	342,696	6,510	5,138	5,569,928	4,875,611	13,329	28,129	651,859	9,295,205	3,725,277	24
7,236,505	103,655	240,187	6,870,789	8,227	1,040	3,607	727,687	368,717	27,402	76,179	255,389	9,302,877	8,575,190	25
13,778,851	802,707	1,057,001	10,481,163	1,330,691	10,702	27,587	41,660,198	33,200,778	53,834	106,686	8,298,900	62,592,395	20,932,197	26
256,634	33,020	21,872	197,727	4,015			1,325,626	983,227	6,011	3,190	333,198	1,806,528	480,902	27
(5)	(5)	(5)	(5)	(5)	(5)	(5)	(5)	(5)	(5)	(5)	(5)	(5)	(5)	28
265,391	67,000	30,864	148,039	19,029		459	126,130	113,153	7,044	5,934		529,736	403,696	29
609,779	63,198	20,273	460,251	57,057			983,537	958,537	4,286	6,654	14,080	1,827,568	844,011	30
225,883	13,510	35,010	168,047	6,516	2,800		1,506,531	1,437,915	25,025	43,591		2,327,368	820,837	31
671,939	34,848	04,130	502,979	39,982			900,205	861,635	15,685	18,633	4,252	1,946,476	1,046,274	32
321,756	22,723	28,749	254,479	15,805			355,165	345,833	2,131	6,170	1,631	978,399	623,231	33
426,894	72,006	53,133	261,528	40,227			877,910	866,159	5,123	6,628		1,532,225	654,815	34
207,403	18,339	12,110	173,948	3,006			86,678	80,137	1,692	4,849		436,200	349,522	35
245,336	16,435	37,834	153,411	37,656			267,123	241,150	5,576	19,717	680	746,004	478,881	36
16,627,466	372,330	1,902,274	13,765,997	526,865			44,582,506	43,917,071	274,765	388,762	1,908	67,955,801	23,373,295	37
(5)	(5)	(5)	(5)	(5)	(5)		(5)	(5)	(5)	(5)	(5)	(5)	(5)	38
14,111,396	521,202	3,850,004	6,032,319	3,638,871			10,078,078	9,743,829	91,457	215,231	27,531	35,863,715	25,775,637	39
170,419	19,490	94,535	44,909	11,425			297,183	17,610	950	1,833	276,790	649,005	352,422	40
1,611,049	180,051	101,340	489,107	823,901	4,205	12,445	3,153,147	3,069,005	32,243	51,899		7,605,116	4,451,969	41
(5)	(5)	(5)	(5)	(5)	(5)		(5)	(5)	(5)	(5)	(5)	(5)	(5)	42
550,460	107,277	48,720	364,895	34,557		1,001	1,955,781	1,878,715	54,831	16,478	25,757	1,800,489	824,708	43
2,057,967	142,945	268,733	1,618,823	17,110	10,356		1,924,830	1,746,990	63,706	71,367	42,767	4,818,733	2,893,903	44
(5)	(5)	(5)	(5)	(5)	(5)		(5)	(5)	(5)	(5)	(5)	(5)	(5)	45
437,102	82,213	43,686	281,547	29,656			377,273	360,397	5,729	8,182	2,965	1,122,908	745,635	46
248,435	53,735	24,727	50,205	113,360		408	294,451	257,637	3,489	3,325		640,976	376,525	47
(5)	(5)	(5)	(5)	(5)	(5)		(5)	(5)	(5)	(5)	(5)	(5)	(5)	48
4,458,915	494,392	871,558	2,379,802	702,822		10,341	18,197,540	17,935,274	137,134	115,066	10,066	30,361,157	12,163,617	49
11,008,876	483,105	1,738,494	7,484,112	1,208,084	120,177	34,004	25,877,531	22,963,868	2,206,082	707,581		53,556,166	27,678,635	50
5,022,450	536,838	456,290	3,549,170	468,968	11,157		10,014,771	9,672,382	77,105	117,301	147,983	19,925,508	9,910,737	51
1,374,009	155,999	110,255	971,678	126,632		3,465	1,309,929	1,256,962	14,420	24,451	14,096	3,258,167	1,948,238	52
148,815	5,712	30,564	106,939	5,600			587,555	542,851	30,328	14,376		856,699	269,144	53
(5)	(5)	(5)	(5)	(5)	(5)		(5)	(5)	(5)	(5)	(5)	(5)	(5)	54
230,307	51,921	30,096	124,327	12,806	4,710	6,447	709,188	702,540	4,178	2,470		1,206,111	496,923	55
(5)	(5)	(5)	(5)	(5)	(5)		(5)	(5)	(5)	(5)	(5)	(5)	(5)	56
1,140,831	180,602	543,301	22,380	383,548			3,647,572	1,024,461	444	2,952	2,619,715	7,796,904	4,148,432	57
19,333,289		3,327,686	13,236,115	212,156	2,409,633	147,099	152,057,746	143,294,457	7,310,395	1,482,894		198,262,100	46,204,354	58
1,728,637	185,608	120,900	1,235,994	172,477		1,658	342,111	223,557	3,267	21,627	93,690	2,683,041	2,340,930	59
366,477	21,635	63,905	210,491	67,212	1,065	2,169	1,580,410	1,559,972	6,060	14,378		2,473,497	893,087	60

TABLE 9.—GENERAL STATISTICS FOR

Group No.	INDUSTRY	*Number of establishments	*Proprietors and firm members	*PERSONS EMPLOYED IN MANUFACTURING ESTABLISHMENTS ¹						
				Total ²	Salaried officers of corporations ³	Manufacturing		Distribution	Construction	Other
						Salaried employees ⁴	Wage earners (average for year) ⁵			
PHILADELPHIA-CAMDEN INDUSTRIAL AREA—Continued										
1 5	Planing mills not operated in conjunction with sawmills.....	64	57	1,355	62	154	954	165		20
2 13	Pottery products not elsewhere classified.....	4	4	53	3	5	41	4		
3 1	Poultry dressing and packing, wholesale.....	7	7	288	14	13	249	10		2
4 14	Power boilers and associated products.....	15	1	1,386	40	148	1,104	94		
5 1	Prepared feeds (including mineral) for animals and fowls.....	20	24	296	15	42	193	43		3
6 9	Printing ink.....	15	8	488	11	106	330	40	1	
7 17	Printing-trades machinery and equipment.....	9	8	644	11	101	407	125		
8 3	Processed waste and recovered wool fibers—regular factories or jobbers engaging contractors.....	19	15	642	27	46	502	67		
9 20	Professional and scientific instruments (except surgical and dental).....	19	11	1,964	33	514	1,079	313	15	
10 17	Pumping equipment and air compressors.....	9	6	280	11	27	183	58	1	
11 4	Raincoats and other waterproof garments (except oiled cotton).....	3	3	91	3	11	77			
12 3	Rayon broad woven goods—regular factories or jobbers engaging contractors.....	4	2	154	6	23	123			2
13 3	Rayon narrow fabrics.....	11	9	636	6	37	576	18		
14 3	Rayon throwing and spinning—contract factories.....	3	2	20	2	1	17			
15 3	Rayon yarn and thread, spun or thrown—regular factories or jobbers engaging contractors.....	7	3	1,055	13	60	971	11		
16 17	Refrigerators, domestic (mechanical and absorption), refrigeration machinery and equipment, and complete air-conditioning units.....	16	30	254	6	24	181	43		
17 4	Robes, lounging garments, and dressing gowns.....	7	7	263	1	16	246			
18 10	Roofing, built-up and roll; asphalt shingles; roof coating (except paint).....	3	1	292	1	22	232	29	8	
19 11	Rubber products not elsewhere classified.....	18	9	1,882	26	234	1,477	145		
20 1	Salad dressings.....	7	6	114	2	12	88	12		
21 1	Sausages, prepared meats, and other meat products—not made in meat-packing establishments.....	30	24	956	22	82	641	207	4	
22 5	Sawmills, veneer mills, and cooperage-stock mills, including those combined with logging camps and with planing mills.....	8	8	55		6	49			
23 14	Screw-machine products and wood screws.....	11	12	591	6	52	475	56	2	
24 15	Sheet-metal work not specifically classified.....	49	33	854	40	81	668	68		7
25 19	Shipbuilding and ship repairing.....	14	1	11,446	36	1,147	10,173	11	79	
26 20	Signs, advertising displays, and advertising novelties.....	45	44	551	19	39	436	57		
27 3	Silk narrow fabrics.....	7	5	359	3	17	339			
28 3	Silk throwing and spinning—contract factories.....	4	1	507	3	24	480			
29 3	Silk yarn and thread, spun or thrown—regular factories or jobbers engaging contractors.....	6	3	828	8	49	766	15		
30 9	Soap and glycerin.....	18	9	1,302	20	109	894	279		
31 17	Special-industry machinery, not elsewhere classified.....	7	3	271	9	43	215	4		
32 20	Sporting and athletic goods not elsewhere classified.....	9	10	319	4	32	271	12		
33 14	Springs, steel (except wire)—made in plants not operated in connection with rolling mills.....	3	1	266	6	18	176	6		
34 14	Stamped and pressed metal products (except automobile stampings).....	14	12	894	8	157	701	28		
35 13	Statuary and art goods (except stone and concrete)—factory production.....	8	5	83		7	75	1		
36 14	Steam and hot-water heating apparatus (including hot-water furnaces).....	7	2	236	9	28	197	2		
37 13	Steam and other packing; pipe and boiler covering.....	18	5	1,657	35	161	1,277	202	4	8
38 14	Steam fittings, regardless of material.....	9	2	701	22	70	454	149		
39 14	Steel castings.....	5		1,734	15	273	1,370	51	13	6
40 14	Steel works and rolling mills.....	10		10,815	28	954	9,688	129	16	
41 14	Stoves, ranges, water heaters, and hot-air furnaces (except electric).....	11	8	1,464	15	173	1,149	110		8
42 12	Suitcases, brief cases, bags, trunks, and other luggage.....	27	28	811	18	54	687	52		
43 20	Surgical and medical instruments.....	5	5	219	8	6	161	44		
44 20	Surgical supplies and equipment not elsewhere classified; orthopedic appliances.....	18	10	533	24	71	406	32		
45 9	Tanning materials, natural dyestuffs, mordants, assistants, and sizes.....	19	4	422	27	78	254	62		1
46 17	Textile machinery.....	32	11	2,840	50	304	2,362	114	1	9
47 14	Tin cans and other tinware not elsewhere classified.....	12	7	2,206	9	190	1,751	170	84	2
48 2	Tobacco (chewing and smoking) and snuff.....	6	3	61	4	3	48	6		
49 14	Tools (except edge tools, machine tools, files, and saws).....	10	3	530	11	60	435	24		
50 4	Trimmings (not made in textile mills), stamped art goods, and art needle-work—contract factories.....	11	12	117		2	113	2		
51 4	Trimmings (not made in textile mills), stamped art goods, and art needle-work—made in regular factories or by jobbers engaging contractors.....	7	8	144	5	7	115	15	1	1
52 4	Trousers (semidress), wash suits, and washable service apparel.....	25	29	1,148	9	34	1,064	41		
53 20	Umbrellas, parasols, and canes.....	5	1	272	11	27	230	4		
54 6	Upholstered household furniture.....	51	55	999	34	46	864	55		
55 9	Vegetable and animal oils, not elsewhere classified.....	4	2	63	6	3	32	20		2
56 1	Vinegar and cider.....	4	1	81	3	9	65	4		
57 7	Wallpaper.....	4	1	523	10	29	424	60		
58 6	Window and door screens and weather strip.....	3	2	110	4	7	95	4		
59 6	Window shades.....	5	4	78		18	48	12		
60 14	Wirework not elsewhere classified.....	31	28	768	26	67	642	30	3	

See footnotes at end of table.

INDUSTRIAL AREAS, BY INDUSTRIES: 1930—Continued

ALARIES AND WAGES							COST OF MATERIALS, SUPPLIES, FUEL, PURCHASED ELECTRIC ENERGY, AND CONTRACT WORK					Value of products	Value added by manu- facture
Total	Salaries of officers of corporations	Manufacturing		Distrib- ution	Con- struction	Other	Total	Materials and supplies	Fuel	Pur- chased electric energy	Contract work		
		Salaries	Wages										

PHILADELPHIA-CAMDEN INDUSTRIAL AREA—Continued													
Dollars	Dollars	Dollars	Dollars	Dollars	Dollars	Dollars	Dollars	Dollars	Dollars	Dollars	Dollars	Dollars	Dollars
1,904,418	224,708	238,466	1,134,438	253,048		23,758	2,694,494	2,541,665	51,533	45,056	56,240	5,643,568	2,949,104
98,174	28,100	10,900	48,099	11,075			22,051	11,170	7,658	2,944	279	179,350	157,299
281,384	51,236	16,509	190,548	21,280		1,811	2,022,567	2,011,037	2,973	8,557		2,503,745	481,178
2,297,469	240,982	262,606	1,640,691	153,320			4,433,243	4,302,750	27,222	84,485	18,786	8,353,119	3,919,876
372,877	53,776	57,341	180,066	78,342		3,362	4,423,047	4,384,838	4,448	33,761		5,503,557	1,080,510
907,003	121,114	233,185	434,341	116,363	2,000		2,759,979	2,695,424	20,351	44,204		4,329,805	1,569,889
(5)	(5)	(5)	(5)	(5)			(5)	(5)	(5)	(5)		(5)	(5)
792,438	167,178	72,867	462,060	90,333			3,866,154	3,779,928	24,104	46,320	15,802	5,567,389	1,701,235
3,560,946	236,960	989,708	1,583,896	722,641	27,743		3,035,245	2,877,681	16,613	41,977	98,974	9,519,498	6,484,253
451,257	53,592	58,257	233,756	104,241	1,411		290,609	275,741	7,108	7,760		1,332,269	1,041,660
(5)	(5)	(5)	(5)				(5)	(5)	(5)	(5)		(5)	(5)
202,173	34,612	32,968	131,993			2,600	478,170	468,807	5,444	3,919		890,484	412,314
615,895	41,619	60,814	453,177	30,285			672,239	638,066	19,960	14,024	139	1,788,980	1,116,741
20,575	6,944	702	12,929				24,087	23,476		611		46,569	22,462
980,952	120,670	92,686	724,060	43,536			2,860,726	2,790,620	19,990	47,702	2,414	4,080,419	1,219,693
(5)	(5)	(5)	(5)	(5)			(5)	(5)	(5)	(5)		(5)	(5)
164,097	4,572	20,515	139,010				648,812	569,947		2,516	76,349	916,590	267,778
(5)	(5)	(5)	(5)	(5)			(5)	(5)	(5)	(5)		(5)	(5)
2,389,469	168,599	274,050	1,707,137	239,074			3,374,335	3,172,503	96,933	103,247	1,652	7,731,631	4,356,696
123,181	13,000	16,828	74,622	18,731			528,014	522,891	1,477	3,646		755,021	227,007
1,431,042	103,488	159,500	784,936	376,002	7,056		12,431,987	12,332,680	42,122	57,185		15,369,102	2,937,115
38,699		7,544	31,155				30,994	28,844	950	1,200		60,661	59,967
1,016,735	94,252	161,910	617,159	139,742	2,672		712,284	653,990	16,158	25,946	16,960	2,643,731	1,931,447
1,320,496	177,179	137,080	883,601	112,876		9,760	2,264,942	2,203,160	14,466	26,577	20,709	4,359,880	2,094,938
(5)	(5)	(5)	(5)	(5)			(5)	(5)	(5)	(5)		(5)	(5)
679,202	56,355	53,032	479,703	90,112			864,151	802,377	7,073	11,916	42,785	2,092,629	1,228,478
366,767	19,161	35,571	312,105				652,818	583,217	11,261	12,420	45,920	1,262,358	609,540
340,653	31,080	41,670	267,903				134,602	107,321	3,334	24,247		588,271	453,369
853,172	143,176	52,818	586,256	40,923			3,725,368	3,601,281	19,148	30,229	74,710	5,286,243	1,560,876
1,803,865	228,026	218,523	1,045,816	311,500			8,563,582	8,379,469	183,445	30,668		16,395,589	7,832,007
480,953	73,546	100,162	301,724	5,521			514,123	494,687	6,425	13,011		1,479,435	965,312
363,769	20,600	45,744	283,742	13,688			418,226	406,018	3,022	4,200	4,886	1,002,296	584,070
(5)	(5)	(5)	(5)	(5)			(5)	(5)	(5)	(5)		(5)	(5)
1,037,164	33,288	248,098	710,321	45,457			1,833,675	1,774,947	22,278	35,750	100	3,389,732	1,556,667
76,346		8,697	66,011	1,738			57,018	53,415	2,506	1,097		169,581	112,633
322,882	46,072	40,213	228,522	2,075			676,226	653,554	2,069	20,572		1,457,751	781,525
2,013,701	239,149	318,247	1,629,120	407,649	8,827	10,769	3,724,476	3,194,176	468,635	60,446	1,219	8,362,594	4,668,118
1,137,273	140,464	149,160	614,415	233,228			843,937	812,558	18,494	12,885		3,168,805	2,354,808
2,851,007	96,357	545,025	2,060,068	136,232	6,942	6,383	1,733,073	1,402,922	161,383	166,466	2,362	6,223,759	4,490,086
17,508,278	386,135	2,075,829	14,506,931	447,366	32,077		30,979,689	24,964,122	4,132,412	1,128,933	754,222	51,890,357	20,910,668
2,012,378	87,893	245,669	1,388,910	279,276		10,600	2,515,167	2,340,806	98,591	75,770		5,364,635	2,848,868
1,077,587	105,910	97,306	779,509	94,862			2,009,917	1,991,267	8,288	9,422	940	3,550,745	1,680,828
281,967	38,580	14,630	196,916	31,841			189,915	169,450	3,924	6,083	10,458	566,730	376,785
643,969	149,325	93,820	334,608	66,516			394,944	374,834	8,167	6,429	5,514	1,412,277	1,017,333
992,833	270,813	180,925	333,044	195,207		844	2,392,004	2,318,917	49,979	23,108		5,548,236	3,156,232
4,429,449	341,031	632,886	3,174,615	267,307	225	13,385	4,429,895	4,250,479	81,039	91,801	7,076	11,934,094	7,504,799
2,016,163	79,752	408,967	1,890,815	257,070	270,569	2,980	13,282,953	13,111,178	70,882	91,848	9,045	19,825,476	6,542,523
70,175	30,240	5,835	32,312	1,788			290,219	287,176	1,065	2,638		338,297	48,078
679,914	49,600	91,019	487,298	51,997			417,148	361,544	23,112	32,192	300	1,562,555	1,145,707
119,673		1,876	114,380	3,417			46,334	46,931	1,396	3,462	545	282,880	237,746
(5)	(5)	(5)	(5)	(5)			(5)	(5)	(5)	(5)		(5)	(5)
934,728	38,450	48,067	781,340	65,971			2,305,919	2,079,379	5,311	11,542	209,687	3,769,809	1,463,890
277,875	33,744	49,050	186,728	8,353			321,100	302,171	10,877	3,761	4,291	688,742	367,642
1,171,957	108,577	68,247	900,931	96,202			2,101,168	2,065,985	13,454	17,328	4,401	3,926,189	1,825,621
120,771	46,320	6,540	36,964	29,876		1,071	465,556	469,549	11,151	4,856		671,488	185,932
99,078	9,950	13,671	67,912	8,445			256,524	245,410	6,804	4,310		393,708	137,184
788,246	51,990	71,866	518,991	145,399			1,258,321	1,214,473	28,090	13,915	1,843	2,487,517	1,229,196
(5)	(5)	(5)	(5)	(5)			(5)	(5)	(5)	(5)		(5)	(5)
79,889		22,937	40,461	16,491			508,919	506,933	717	1,269		709,088	200,169
971,084	158,637	117,717	623,112	66,049	5,569		1,383,188	1,341,755	16,175	25,046	212	2,992,588	1,609,400

CENSUS OF MANUFACTURES: 1939

TABLE 9.—GENERAL STATISTICS FOR

Group No.	INDUSTRY	*Number of establishments	*Pro- prietors and firm members	*PERSONS EMPLOYED IN MANUFACTURING ESTABLISHMENTS ¹						
				Total ²	Salaried officers of corporations ³	Manufacturing		Distribution	Construction	Other
						Salaried employees ⁴	Wage earners (average for year) ⁵			
PHILADELPHIA-CAMDEN INDUSTRIAL AREA—Continued										
1 16	Wiring devices and supplies.....	5	662	18	121	447	60	12	4	
2 4	Women's and misses' blouses and waists—made in contract factories.....	23	28	919	4	17	893	4		1
3 4	Women's and misses' blouses and waists—made in inside factories or by jobbers engaging contractors.....	21	30	1,419	11	75	1,247	86		
4 4	Women's and misses' clothing, not elsewhere classified—made in contract factories.....	7	8	125		3	121	1		
5 4	Women's and misses' clothing, not elsewhere classified—made in inside factories or by jobbers engaging contractors.....	15	15	611	13	39	531	28		
6 4	Women's and misses' dresses (except house dresses)—made in contract factories.....	30	42	1,082	1	17	1,060	3		1
7 4	Women's and misses' dresses (except house dresses)—made in inside factories or by jobbers engaging contractors.....	58	68	3,747	39	156	3,367	181		4
8 4	Women's, children's, and infants' underwear and nightwear of cotton and flannelette woven fabrics.....	6	4	230	5	9	198	18		
9 4	Women's, children's, and infants' underwear and nightwear of knitted fabrics.....	4	3	145	5	10	122	7		1
10 4	Women's, children's, and infants' underwear and nightwear of silk and rayon woven fabrics.....	11	13	496	3	20	464	9		
11 4	Women's neckwear, scarfs, etc.....	3	4	48	2	2	43	1		
12 12	Women's pocketbooks, handbags, and purses.....	10	6	1,151	9	49	1,048	45		
13 6	Wooden boxes except cigar boxes.....	20	18	386	12	21	335	18		
14 6	Wood products not elsewhere classified.....	9	9	63	6	6	46	5		
15 17	Woodworking machinery.....	3		34	5	2	27			
16 3	Woolen and worsted manufactures—contract factories.....	14	7	1,126	10	132	979	4		1
17 3	Woolen and worsted manufactures—regular factories or jobbers engaging contractors.....	75	37	11,604	123	712	10,584	172	9	4
18 4	Work clothing (except work shirts), sport garments (except leather), and other men's and boys' apparel, not elsewhere classified.....	43	42	1,895	27	81	1,734	51	2	
19 16	X-ray and therapeutic apparatus and electronic tubes.....	3		21	4	4	12	1		
20	Other industries ⁶	607	339	91,320	729	11,773	72,394	5,676	555	293
OTHER INDUSTRIES, BY INDUSTRY GROUPS ⁶										
21 1	Food and kindred products.....	46	9	6,539	56	565	5,611	277	23	7
22 3	Textile-mill products and other fiber manufactures.....	76	30	11,973	120	878	10,448	375	15	137
23 4	Apparel and other finished products made from fabrics and similar materials.....	72	72	2,627	45	163	2,194	220	1	4
24 6	Furniture and finished lumber products.....	28	20	892	20	98	661	105	5	3
25 7	Paper and allied products.....	20	10	1,731	31	145	1,399	139	17	
26 9	Chemicals and allied products.....	24	11	4,026	15	399	3,439	40	129	4
27 10	Products of petroleum and coal.....	6	1	1,459	5	129	1,159	137	8	21
28 12	Leather and leather products.....	10	7	593	10	56	490	37		
29 13	Stone, clay, and glass products.....	29	7	2,983	35	246	2,449	251	2	
30 14	Iron and steel and their products, except machinery.....	41	13	5,389	60	523	4,675	126	4	1
31 15	Nonferrous metals and their products.....	23	23	1,248	16	138	986	56	31	21
32 16	Electrical machinery.....	33	12	19,657	76	3,478	13,483	2,308	220	92
33 17	Machinery (except electrical).....	63	49	6,830	62	1,403	4,862	499	1	3
34 19	Transportation equipment except automobiles.....	22	1	14,963	52	1,773	12,942	109	87	
35 20	Miscellaneous industries.....	56	43	3,183	58	280	2,529	304	12	
36 8	Printing, publishing, and allied industries.....	53	31	5,371	56	1,334	3,700	281		
37 2	Tobacco manufactures.....	1								
38 11	Rubber products.....	3		1,856	12	165	1,367	312		
39 18	Automobiles and automobile equipment.....	1								
PITTSBURGH INDUSTRIAL AREA										
40	All industries, total.....	2,110	1,284	230,103	1,784	23,638	191,903	9,450	2,929	393
41 13	Abrasive wheels, stones, paper, cloth, and related products.....	4	1	67	5	6	47	7	1	1
42 15	Alloying and rolling and drawing of nonferrous metals, except aluminum.....	5	1	583	6	25	520	17		15
43 15	Aluminum products (including rolling and drawing and extruding), not elsewhere classified.....	4		4,323	2	740	3,074		507	
44 9	Ammunition.....	3		48	3	18	24	3		
45 10	Beehive coke.....	7	1	132	1	9	119	3		
46 1	Biscuit, crackers, and pretzels.....	6	3	681	2	45	550	71	4	9
47 14	Blast-furnace products.....	12		4,192	1	233	3,806		102	
48 14	Bolts, nuts, washers, and rivets—made in plants not operated in connection with rolling mills.....	7		2,290	15	230	1,960	85		
49 8	Bookbinding and related industries.....	14	11	128	9	12	99	8		
50 8	Books: printing without publishing.....	11	5	267	16	22	220	9		
51 1	Bread and other bakery products (except biscuit, crackers, and pretzels).....	365	404	0,052	59	297	5,063	550	18	65
52 13	Brick and hollow structural tile.....	23	9	656	12	51	584	8	1	
53 20	Brooms.....	5	7	23	2		21			
54 20	Brushes.....	4	1	70	6	10	48	6		
55 1	Candy and other confectionery products.....	18	9	1,332	22	84	1,002	169	20	35

See footnotes at end of table.

INDUSTRIAL AREAS, BY INDUSTRIES: 1939—Continued

SALARIES AND WAGES							COST OF MATERIALS, SUPPLIES, FUEL, PURCHASED ELECTRIC ENERGY, AND CONTRACT WORK					Value of products	Value added by manu- facture ⁴
Total ¹	Salaries of officers of corpora- tions ²	Manufacturing		Distri- bution	Con- struc- tion	Other	Total	Materials and supplies	Fuel	Pur- chased electric energy	Contract work		
		Salaries ³	Wages										

PHILADELPHIA-CAMDEN INDUSTRIAL AREA—Continued													
Dollars	Dollars	Dollars	Dollars	Dollars	Dollars	Dollars	Dollars	Dollars	Dollars	Dollars	Dollars	Dollars	Dollars
1,233,735	211,197	246,259	612,270	142,098	18,883	3,028	2,827,796	2,780,879	21,911	25,006	10,496	4,591,048	1,763,252
601,720	6,663	15,924	576,599	1,800	-----	764	101,411	81,698	243	8,974	-----	939,795	838,384
1,476,277	80,220	126,163	1,071,064	198,830	-----	-----	3,967,460	3,244,764	416	12,711	709,559	6,351,529	2,384,079
79,899	-----	2,986	76,287	626	-----	-----	9,973	7,604	557	1,787	25	116,505	106,532
616,766	49,193	57,840	448,657	61,066	-----	-----	1,394,377	1,225,317	1,015	8,013	160,032	2,551,782	1,157,405
754,640	986	24,954	725,324	2,652	-----	724	39,635	24,762	3,621	11,219	33	1,082,798	1,043,163
4,155,434	176,504	265,324	3,395,904	314,938	-----	2,704	9,348,307	8,154,470	3,560	40,989	1,149,288	17,477,985	8,129,678
181,784	29,063	11,460	127,194	14,067	-----	-----	480,102	391,673	851	2,786	84,792	768,084	287,982
137,482	21,010	14,363	91,498	9,987	-----	624	262,178	260,354	183	1,641	-----	499,691	237,513
357,265	8,084	29,182	309,890	10,109	-----	-----	1,015,405	1,011,186	207	4,012	-----	1,554,149	538,744
(5)	(5)	(5)	(5)	(5)	-----	-----	(5)	(5)	-----	(5)	(5)	(5)	(5)
952,718	48,280	79,455	773,106	51,787	-----	-----	1,650,977	1,638,969	1,020	7,178	3,810	3,039,637	1,388,960
434,586	60,180	43,814	304,740	25,852	-----	-----	824,023	803,504	8,725	11,594	200	1,502,395	678,372
86,555	20,086	12,201	47,635	6,033	-----	-----	76,070	68,631	2,861	4,578	-----	211,784	135,714
40,812	13,818	2,786	24,208	-----	-----	-----	39,066	34,498	1,174	2,834	590	124,465	85,399
1,534,326	112,674	265,590	1,140,054	14,778	-----	1,230	322,672	208,093	87,370	25,902	707	2,455,314	2,132,642
13,903,199	1,014,240	1,478,178	10,874,562	498,020	33,856	4,353	44,574,232	43,374,833	499,773	315,083	384,543	68,407,034	23,832,802
1,530,377	118,638	110,062	1,241,463	57,874	2,340	-----	3,147,836	3,033,664	6,707	21,952	85,513	5,280,983	2,133,147
(5)	(5)	(5)	(5)	(5)	-----	-----	(5)	(5)	(5)	(5)	-----	(5)	(5)
145,028,520	5,968,168	25,961,419	98,280,387	13,594,177	985,702	258,687	298,211,192	287,098,773	6,976,605	3,169,137	966,677	578,304,267	280,093,075
8,649,656	644,580	1,520,092	5,863,221	571,705	41,096	9,012	39,765,849	39,035,074	463,101	264,881	2,793	71,892,855	32,127,006
15,490,531	857,972	1,808,469	11,870,636	866,644	32,563	54,257	25,138,582	23,831,480	894,852	277,149	135,401	53,174,804	28,035,922
2,666,006	209,712	221,825	1,791,011	435,548	1,163	6,747	8,012,259	7,905,272	13,241	40,581	53,165	12,466,549	4,454,290
1,233,638	77,349	181,748	802,223	229,946	7,807	4,565	2,100,547	2,003,174	68,668	28,705	-----	4,632,498	2,631,951
2,262,189	310,065	292,225	1,879,165	226,952	53,782	-----	4,692,022	4,616,654	20,821	48,388	6,159	9,117,139	4,425,117
6,180,554	79,684	1,025,641	4,841,172	66,396	162,261	5,400	18,666,493	17,758,143	643,394	264,885	71	33,238,234	14,571,741
2,393,237	42,963	283,850	1,779,812	250,780	8,538	27,294	11,479,162	10,526,117	757,922	195,123	-----	16,027,729	4,548,567
617,043	49,275	94,905	418,028	54,835	-----	-----	516,890	494,824	14,797	7,207	62	1,289,899	773,009
4,032,986	223,081	529,636	2,719,821	558,073	2,375	-----	7,409,649	6,571,301	557,697	280,500	151	16,699,093	9,289,444
7,844,819	553,087	947,117	6,001,169	336,504	6,442	500	14,129,457	12,129,018	1,532,668	212,630	255,141	28,550,740	14,421,283
1,009,069	155,145	250,967	1,049,680	87,140	47,689	18,548	4,788,743	4,597,285	103,844	69,489	8,125	7,245,205	2,478,482
33,733,507	855,580	7,697,942	18,325,142	6,292,989	432,016	129,838	50,664,873	49,752,943	494,196	406,670	11,064	109,730,828	59,065,955
12,517,011	471,069	3,055,692	7,686,678	1,300,078	1,168	2,526	12,018,172	11,513,672	277,676	175,448	51,476	30,955,744	18,637,572
28,324,613	401,240	4,363,886	22,978,974	411,411	169,102	-----	45,040,405	43,585,443	838,890	524,237	91,835	82,966,557	37,925,152
3,869,412	391,531	516,267	2,451,820	490,604	19,700	-----	7,471,396	7,280,771	113,342	57,197	20,066	14,877,215	7,405,819
13,554,249	645,885	3,191,267	8,302,515	1,414,582	-----	-----	46,336,393	45,497,702	181,496	326,047	331,148	85,439,178	39,102,785

PITTSBURGH INDUSTRIAL AREA

357,981,899	10,928,394	52,623,527	271,080,178	18,598,067	4,124,089	627,644	858,173,578	779,362,691	60,934,813	14,682,878	3,193,196	1,501,398,647	643,225,069	40
(5)	(5)	(5)	(5)	(5)	(5)	(5)	(5)	(5)	(5)	(5)	(5)	(5)	(5)	41
(5)	(5)	(5)	(5)	(5)	(5)	(5)	(5)	(5)	(5)	(5)	(5)	(5)	(5)	42
(5)	(5)	(5)	(5)	(5)	(5)	(5)	(5)	(5)	(5)	(5)	(5)	(5)	(5)	43
(5)	(5)	(5)	(5)	(5)	(5)	(5)	(5)	(5)	(5)	(5)	(5)	(5)	(5)	44
167,114	500	6,227	156,037	4,350	-----	-----	605,562	594,707	4,651	6,204	-----	854,446	248,684	45
(5)	(5)	(5)	(5)	(5)	(5)	(5)	(5)	(5)	(5)	(5)	(5)	(5)	(5)	46
6,338,446	21,500	829,346	5,381,850	-----	105,750	(5)	103,659,000	79,837,209	23,696,169	125,022	-----	119,128,816	15,469,816	47
3,266,622	103,026	442,096	2,534,672	185,928	-----	-----	6,006,145	5,713,555	197,707	85,706	9,177	12,038,381	6,032,236	48
154,537	21,149	18,176	104,633	10,679	-----	-----	102,843	96,506	1,079	3,337	1,921	343,989	241,146	49
431,458	60,406	45,332	285,963	39,758	-----	-----	323,274	298,901	2,624	8,847	12,902	949,081	625,807	50
8,238,140	305,077	593,853	6,784,526	389,539	45,277	117,868	13,583,546	13,040,400	327,371	215,766	-----	28,235,082	14,651,536	51
779,113	36,034	81,408	653,664	8,136	390	-----	349,664	35,806	195,926	67,932	-----	1,529,037	1,179,373	52
18,718	2,600	-----	16,118	-----	-----	-----	50,783	49,943	62	788	-----	80,425	29,642	53
(5)	(5)	(5)	(5)	(5)	(5)	(5)	(5)	(5)	(5)	(5)	(5)	(5)	(5)	54
1,673,103	134,855	173,903	880,854	291,713	41,454	50,234	4,606,313	4,556,328	20,048	29,937	-----	6,790,255	2,183,942	55

CENSUS OF MANUFACTURES: 1939

TABLE 9.—GENERAL STATISTICS FOR

Group No.	INDUSTRY	*Number of establishments	*Pro- pri- etors and firm mem- bers	*PERSONS EMPLOYED IN MANUFACTURING ESTABLISHMENTS ¹						
				Total ²	Salaried officers of corpora- tions ³	Manufacturing		Distribu- tion	Con- struction	Other
						Salaried em- ployees ⁴	Wage earners (average for year) ⁵			
PITTSBURGH INDUSTRIAL AREA—Continued										
1 6	Caskets, coffins, burial cases, and other morticians' goods.....	8	3	407	6	39	344	17	1	
2 9	Chemicals not elsewhere classified.....	12		1,187	17	220	863	61	24	2
3 13	Clay refractories, including refractory cement (clay).....	10		722	10	63	626	21	2	
4 9	Cleaning and polishing preparations, blackings, and dressings.....	6	4	45	6	5	24	10		
5 14	Cold-rolled steel sheets and strip and cold-finished steel bars made in plants not operated in connection with hot-rolling mills.....	6		1,035	11	95	881	31	3	14
6 16	Communication equipment.....	3		1,589	15	438	917	187	32	
7 9	Compressed and liquefied gases—not made in petroleum refineries or in natural-gasoline plants.....	14		373	4	40	244	72	13	
8 13	Concrete products.....	65	35	499	24	32	401	39	3	
9 6	Cooperage.....	12		103	6	11	86			
10 1	Creamery butter.....	9	5	114		24	66	24		
11 9	Drugs and medicines (including drug grinding).....	13		279	19	30	156	74		
12 16	Electrical products not elsewhere classified.....	4		103	6	16	74	7		
13 15	Electroplating, plating, and polishing.....	7	3	130	4	9	109	4	4	
14 8	Electrotyping and stereotyping, not done in printing establishments.....	4	1	41	6	6	28	1		
15 14	Enameled-iron sanitary ware and other plumbers' supplies (not including pipe and vitreous and semivitreous china sanitary ware).....	5		1,506	10	113	1,343	40		
16 8	Engraving (steel, copperplate, and wood); plate printing.....	6		240	10	23	185	22		
17 14	Fabricated structural steel and ornamental metal work, made in plants not operated in connection with rolling mills.....	43	23	5,673	45	580	4,916	128	3	1
18 13	Flat glass.....	6		3,375		268	3,117			
19 1	Flour and other grain-mill products.....	6	8	18	3	3	11			1
20 1	Food preparations, not elsewhere classified.....	9	9	148	5	32	89	22		
21 14	Forgings, iron and steel—made in plants not operated in connection with rolling mills.....	12	3	861	8	62	778	10	3	
22 8	General commercial (job) printing.....	152	150	1,364	70	149	1,043	102		
23 13	Glass containers.....	6		2,960	11	173	2,768	8		
24 14	Gray-iron and semisteel castings.....	30	13	1,634	34	122	1,435	26	10	1
25 9	Grease and tallow (except lubricating greases).....	9	8	218	3	18	193	3	1	
26 20	Hand stamps, stencils, and brands.....	6		297	17	19	155	100		
27 14	Hardware not elsewhere classified.....	3	1	499	3	29	439	28		
28 4	House dresses, uniforms, and aprons—made in inside factories or by jobbers engaging contractors.....	3		125	6	7	110	2		
29 4	Housefurnishings (except curtains, draperies, and bedspreads).....	0	6	317	5	18	287	7		
30 6	Household furniture, except upholstered.....	4	1	80	6	8	61	5		
31 1	Ice cream and ices.....	33	16	678	25	54	412	168	4	16
32 1	Ice, manufactured.....	43	20	346	27	46	206	53	10	4
33 17	Industrial machinery, not elsewhere classified.....	4		213	10	31	143	28		1
34 9	Insecticides, fungicides, and related industrial and household chemical compounds.....	8	1	124	8	17	84	13	2	
35 15	Jewelry (precious metals).....	5	10	70		9	58	3		
36 15	Lighting fixtures.....	6	6	221	3	19	185	14		
37 1	Liquors, rectified or blended.....	4		114	9	17	39	47	2	
38 8	Lithographing and photo-lithographing (including preparation of stones or plates and dry transfers).....	15	6	372	22	27	292	31		
39 9	Lubricating oils and greases—not made in petroleum refineries.....	7	2	279	6	57	210	6		
40 1	Macaroni, spaghetti, vermicelli, and noodles.....	5	4	180	2	16	154	7		1
41 8	Machine and hand typesetting (including advertisement typesetting).....	6	4	48	2	6	38	2		
42 17	Machine-shop products, not elsewhere classified.....	55	21	6,704	85	1,060	4,898	500	76	86
43 17	Machine-shop repairs.....	18	19	125	13	13	98	1		
44 17	Machine-tool and other metalworking-machinery accessories, metal-cutting and shaping tools, and machinists' precision tools.....	8	4	85	6	9	66	4		
45 1	Malt liquors.....	14		1,742	18	96	1,298	310	8	3
46 6	Mattresses and bedsprings.....	9	10	573	13	34	452	70	4	
47 17	Measuring instruments, mechanical (except electrical measuring instruments, watches, and clocks).....	3		777	4	89	674	10		
48 1	Meat packing, wholesale.....	26	22	2,354	28	182	1,500	591	46	7
49 17	Mechanical power-transmission equipment.....	7	5	570	9	120	407	34		
50 4	Men's and boys' hats and caps (except felt and straw).....	3	7	8			7	1		
51 4	Men's and boys' shirts (except work shirts), collars, and nightwear—made in inside factories or by jobbers engaging contractors.....	3	1	16	4		11			
52 13	Minerals and earths, ground or otherwise treated.....	3	1	35		3	32			
53 13	Mirrors and other glass products made of purchased glass.....	13	13	313	9	31	239	28	6	
54 20	Miscellaneous fabricated products not elsewhere classified.....	3	4	37	3	2	22	4		6
55 20	Models and patterns (except paper patterns).....	9	12	107	2	6	99			
56 13	Monuments, tombstones, cut-stone, and stone products not elsewhere classified.....	23	22	211	13	26	134	38		
57 18	Motor vehicles, motor-vehicle bodies, parts and accessories.....	10	4	1,021	23	162	702	134		
58 8	Newspapers: publishing and printing.....	59	23	3,790	74	1,183	1,697	830		
59 8	Newspapers: publishing without printing.....	9	8	27	4	20		3		
60 1	Nonalcoholic beverages.....	66	66	775	26	69	324	354		2
61 13	Nonclay refractories.....	4	1	371	9	37	308	16		1
62 15	Nonferrous-metal foundries (except aluminum).....	10	6	227	7	27	186	6	1	
63 15	Nonferrous-metal products not elsewhere classified.....	4	3	86	6	11	60	9		
64 10	Oven coke and coke-oven byproducts.....	5		3,978		279	3,582		117	4
65 9	Paints, varnishes, and lacquers.....	21	2	570	27	68	337	120	6	

See footnotes at end of table.

INDUSTRIAL AREAS, BY INDUSTRIES: 1939—Continued

SALARIES AND WAGES							COST OF MATERIALS, SUPPLIES, FUEL, PURCHASED ELECTRIC ENERGY, AND CONTRACT WORK					Value of products	Value added by manu- facture *		
Total ¹	Salaries of officers of corporations ²	Manufacturing		Distri- bution	Con- struc- tion	Other	Total	Materials and supplies	Fuel	Pur- chased electric energy	Contract work				
		Salaries ³	Wages												
PITTSBURGH INDUSTRIAL AREA—Continued															
Dollars (¹)	Dollars (²)	Dollars (³)	Dollars (⁴)	Dollars (⁵)	Dollars (⁶)	Dollars (⁷)	Dollars (⁸)	Dollars (⁹)	Dollars (¹⁰)	Dollars (¹¹)	Dollars (¹²)	Dollars (¹³)	Dollars (¹⁴)		
2,076,454	174,490	496,868	1,227,959	131,418	43,696	2,023	13,096,403	12,400,333	283,801	329,269	6,441	22,748,961	9,742,558		
969,132	39,805	126,712	743,364	56,449	2,802	—	609,647	351,534	188,427	65,245	—	2,382,798	1,773,151		
58,102	12,767	7,528	20,097	17,710	—	—	170,016	169,419	525	1,072	—	366,282	196,266		
1,651,236	87,672	213,296	1,252,505	66,620	6,040	25,103	6,670,510	6,550,336	57,391	62,783	—	10,154,671	3,484,161		
(¹)	(²)	(³)	(⁴)	(⁵)	(⁶)	—	(⁸)	(⁹)	(¹⁰)	(¹¹)	—	(¹³)	(¹⁴)		
(¹)	(²)	(³)	(⁴)	(⁵)	(⁶)	—	(⁸)	(⁹)	(¹⁰)	(¹¹)	—	(¹³)	(¹⁴)		
714,678	75,157	45,545	515,775	71,416	6,685	—	2,258,827	2,108,805	37,604	32,860	77,528	4,045,545	1,788,718		
125,265	23,450	10,640	82,175	(⁵)	—	—	400,310	394,838	2,747	2,725	—	679,646	279,336		
(¹)	(²)	(³)	(⁴)	(⁵)	(⁶)	—	(⁸)	(⁹)	(¹⁰)	(¹¹)	—	(¹³)	(¹⁴)		
420,347	96,771	56,727	109,769	187,080	—	—	551,513	541,416	5,533	4,564	—	1,421,160	869,647		
136,727	24,746	22,417	76,794	12,770	—	—	201,313	194,710	2,510	4,063	—	431,060	229,747		
164,473	22,212	14,920	116,984	4,559	5,792	—	120,225	99,137	3,925	17,163	—	382,445	262,220		
100,959	41,610	10,803	55,106	2,350	—	—	19,402	15,452	1,117	2,833	—	179,919	160,517		
2,196,849	64,350	222,124	1,843,343	67,032	—	—	2,318,525	2,001,672	229,840	87,013	—	6,582,978	4,264,453		
(¹)	(²)	(³)	(⁴)	(⁵)	—	—	(⁸)	(⁹)	(¹⁰)	(¹¹)	—	(¹³)	(¹⁴)		
9,066,076	197,967	1,144,474	7,489,152	231,205	3,000	278	22,003,046	21,500,340	248,118	250,871	3,717	35,221,452	13,218,406		
(¹)	(²)	(³)	(⁴)	(⁵)	(⁶)	—	(⁸)	(⁹)	(¹⁰)	(¹¹)	—	(¹³)	(¹⁴)		
16,707	5,640	3,002	7,865	—	—	200	70,534	67,785	1,634	1,115	—	106,145	35,611		
213,825	33,938	58,213	86,279	35,395	—	—	525,876	514,158	7,040	4,678	—	946,734	420,858		
1,264,419	43,004	136,702	1,049,280	32,200	3,233	—	2,390,117	2,104,210	188,358	66,669	880	4,954,815	2,594,701		
1,965,150	241,179	215,710	1,346,997	161,288	—	—	1,837,708	1,568,152	20,104	51,083	198,369	5,037,460	3,219,752		
4,448,392	116,280	294,085	3,950,167	57,850	—	—	6,388,016	5,235,627	954,414	197,975	—	15,472,455	9,094,439		
2,320,038	107,280	274,244	1,820,489	34,695	27,771	1,562	3,430,780	3,053,142	214,916	81,719	71,003	7,576,217	4,145,437		
283,306	15,939	23,339	232,116	10,457	1,455	—	1,018,366	933,336	55,750	26,280	—	1,572,298	533,932		
490,110	84,341	43,840	211,475	150,448	—	—	343,277	328,351	3,418	9,032	2,476	1,132,496	789,219		
(¹)	(²)	(³)	(⁴)	(⁵)	(⁶)	—	(⁸)	(⁹)	(¹⁰)	(¹¹)	—	(¹³)	(¹⁴)		
(¹)	(²)	(³)	(⁴)	(⁵)	(⁶)	—	(⁸)	(⁹)	(¹⁰)	(¹¹)	—	(¹³)	(¹⁴)		
88,025	17,562	10,906	54,787	4,770	—	—	182,459	178,261	983	3,215	—	359,229	176,770		
1,277,879	135,364	109,714	738,602	274,961	5,437	13,711	3,478,489	3,332,558	29,854	116,047	—	7,047,718	3,599,229		
581,752	83,295	82,773	286,080	112,993	9,175	6,530	307,593	79,305	197,833	30,455	—	1,571,933	1,263,905		
298,271	51,735	56,335	155,969	33,752	—	480	287,899	265,082	8,235	13,966	580	691,041	403,172		
254,521	64,018	33,631	114,328	38,544	4,000	—	563,920	545,821	5,760	12,339	—	1,160,063	596,173		
(¹)	(²)	(³)	(⁴)	(⁵)	(⁶)	—	(⁸)	(⁹)	(¹⁰)	(¹¹)	—	(¹³)	(¹⁴)		
233,417	11,190	39,343	143,166	39,718	—	—	730,565	714,407	8,900	7,258	—	1,262,271	531,706		
223,365	73,421	23,762	25,378	95,604	5,200	—	166,242	169,500	3,126	3,616	—	667,518	501,276		
518,069	87,555	44,399	334,234	51,881	—	—	448,168	415,401	5,871	11,529	15,367	1,169,897	721,729		
(¹)	(²)	(³)	(⁴)	(⁵)	(⁶)	—	(⁸)	(⁹)	(¹⁰)	(¹¹)	—	(¹³)	(¹⁴)		
(¹)	(²)	(³)	(⁴)	(⁵)	(⁶)	—	(⁸)	(⁹)	(¹⁰)	(¹¹)	—	(¹³)	(¹⁴)		
86,605	6,454	12,533	62,104	5,514	—	—	30,351	14,949	870	1,313	13,219	158,950	128,599		
10,351,325	644,165	1,932,237	6,285,103	1,224,569	83,856	181,395	7,706,299	6,695,571	241,118	194,791	574,819	23,471,033	15,764,734		
210,701	40,643	20,769	148,722	627	—	—	129,409	118,839	3,184	7,386	—	479,003	349,594		
170,370	53,674	18,558	95,638	8,500	—	—	185,425	168,156	4,474	11,159	1,636	519,707	334,282		
3,647,056	187,479	301,590	2,461,824	680,262	14,561	1,540	4,248,067	4,040,327	190,698	17,042	—	16,889,943	12,641,876		
765,417	58,464	67,279	485,889	146,739	7,046	—	1,308,568	1,283,534	6,066	18,968	—	2,465,313	1,156,745		
(¹)	(²)	(³)	(⁴)	(⁵)	(⁶)	—	(⁸)	(⁹)	(¹⁰)	(¹¹)	—	(¹³)	(¹⁴)		
3,975,602	234,383	324,707	2,217,406	1,065,552	117,156	16,398	23,902,579	23,690,004	123,973	88,602	—	30,142,900	6,240,321		
1,046,960	36,087	250,216	665,661	95,046	—	—	2,162,013	2,082,241	18,161	36,129	26,482	3,187,902	1,025,869		
5,612	—	5,201	—	311	—	—	21,651	21,400	36	245	—	28,628	6,947		
16,863	4,773	—	12,090	—	—	—	9,131	9,056	—	75	—	29,767	20,636		
(¹)	(²)	(³)	(⁴)	(⁵)	(⁶)	—	(⁸)	(⁹)	(¹⁰)	(¹¹)	—	(¹³)	(¹⁴)		
353,843	36,340	53,433	212,840	49,215	2,015	—	415,081	397,924	7,500	9,657	—	947,709	532,683		
(¹)	(²)	(³)	(⁴)	(⁵)	(⁶)	—	(⁸)	(⁹)	(¹⁰)	(¹¹)	—	(¹³)	(¹⁴)		
152,896	4,913	9,435	138,048	—	—	—	49,758	46,956	606	2,194	—	286,831	237,073		
295,807	32,077	34,898	187,725	41,307	—	—	293,708	268,682	3,565	17,835	3,626	835,246	541,538		
1,803,692	208,554	270,003	1,054,229	270,906	—	—	3,396,300	3,281,196	47,339	65,305	2,400	6,989,007	3,592,707		
7,068,204	433,504	2,188,877	3,054,137	1,591,089	—	—	4,196,770	4,017,341	30,017	102,077	47,335	18,594,238	14,397,468		
29,254	5,905	20,908	2,441	2,441	—	—	49,532	285	212	209	48,826	128,008	78,473		
1,197,033	146,814	107,313	339,886	600,608	—	2,732	2,264,396	2,205,404	17,457	40,874	525	5,137,539	2,873,460		
513,326	70,912	73,440	325,514	42,410	—	1,150	539,994	415,453	99,970	24,571	—	1,567,691	1,027,697		
345,352	35,643	51,924	241,189	15,141	1,455	—	828,121	786,586	19,738	12,900	8,897	1,449,327	621,206		
101,218	26,380	15,250	44,603	14,985	—	—	125,036	116,017	3,869	2,093	3,057	281,087	156,051		
5,965,182	—	789,917	5,007,185	168,080	—	—	37,263,489	35,964,475	908,811	390,203	—	54,519,110	17,255,621		
(¹)	(²)	(³)	(⁴)	(⁵)	(⁶)	(⁷)	(⁸)	(⁹)	(¹⁰)	(¹¹)	—	(¹³)	(¹⁴)		

CENSUS OF MANUFACTURES: 1939

TABLE 9.—GENERAL STATISTICS FOR

Group No.		INDUSTRY	*Number of establishments	*Proprietors and firm members	*PERSONS EMPLOYED IN MANUFACTURING ESTABLISHMENTS ¹						
					Total ²	Salaried officers of corporations ²	Manufacturing		Distribu-tion	Con-struc-tion	Other
							Salaried employees ²	Wage earners (average for year) ³			
PITTSBURGH INDUSTRIAL AREA—Continued											
1	7	Paperboard containers and boxes not elsewhere classified.....	13	6	1,095	25	72	879	114	5	
2	6	Partitions, shelving, cabinet work, and office and store fixtures.....	8	3	217	8	15	157	37		
3	10	Paving blocks and paving mixtures: asphalt, creosoted wood, and com-position.....	3		20		5	15			
4	8	Periodicals: publishing and printing.....	14	3	275	17	64	162	32		
5	8	Periodicals: publishing without printing.....	22	8	148	21	94	10	23		
6	10	Petroleum refining.....	4		698	8	89	444	150	7	
7	8	Photoengraving, not done in printing establishments (including prepara-tion of plates).....	11	3	205	19	28	117	41		
8	5	Planing mills not operated in conjunction with sawmills.....	46	14	308	23	36	234	14	1	
9	13	Porcelain electrical supplies.....	3		767	5	47	693	22		
10	13	Pottery products not elsewhere classified.....	3	4	68	4	9	53	2		
11	14	Power boilers and associated products.....	9	2	1,802	14	417	1,332	34	3	2
12	1	Prepared feeds (including mineral) for animals and fowls.....	13	13	95	4	8	63	19		1
13	17	Printing-trades machinery and equipment.....	3	1	365	5	54	250	40		1
14	20	Professional and scientific instruments (except surgical and dental).....	5	2	74	7	10	57			
15	17	Pumping equipment and air compressors.....	3	2	252	2	36	198	16		
16	1	Sausages, prepared meats, and other meat products—not made in meat-packing establishments.....	9	5	97		11	82	4		
17	5	Sawmills, veneer mills, and cooperage-stock mills, including those com-bined with logging camps and with planing mills.....	15	12	77	2		72	2	1	
18	14	Screw-machine products and wood screws.....	4	2	71	4	11	50			
19	15	Secondary smelting and refining of nonferrous metals, not elsewhere classi-fied.....	6	2	237	9	50	164	10	1	3
20	15	Sheet-metal work not specifically classified.....	18	9	944	9	148	754	33		
21	19	Shipbuilding and ship repairing.....	5		728		64	664			
22	20	Signs, advertising displays, and advertising novelties.....	14	8	252	19	19	192	22		
23	9	Soap and glycerin.....	4	3	97	8	9	54	20		
24	17	Special-industry machinery, not elsewhere classified.....	5		151	11	29	111			
25	14	Springs, steel (except wire)—made in plants not operated in connection with rolling mills.....	7		733	16	73	632	12		
26	14	Stamped and pressed metal products (except automobile stampings).....	10	3	243	16	16	202	9		
27	14	Steam and hot-water heating apparatus (including hot-water furnaces).....	3	2	463	7	68	366	22		
28	13	Steam and other packing; pipe and boiler covering.....	3		38		4	33	1		
29	14	Steam fittings, regardless of material.....	3	2	2,022	5	258	1,646	113		
30	14	Steel castings.....	17		3,331	33	330	2,807	100	60	1
31	14	Steel works and rolling mills.....	47		91,505	86	6,879	82,204	701	1,634	1
32	14	Stoves, ranges, water heaters, and hot-air furnaces (except electric).....	9	6	577	11	99	361	106		
33	12	Suitcases, brief cases, bags, trunks, and other luggage.....	3		149	8	6	127	8		
34	20	Surgical supplies and equipment not elsewhere classified; orthopedic ap-pliance.....	9	12	769	9	132	494	134		
35	13	Tableware, pressed or blown glass, and glassware not elsewhere classified.....	18		5,772	35	453	5,152	92	40	
36	14	Tin cans and other tinware not elsewhere classified.....	3		807		64	743			
37	14	Tools (except edge tools, machine tools, files, and saws).....	7	2	353	10	21	206	26		
38	4	Trousers (semidress), wash suits, and washable service apparel.....	3	4	270	1	14	241	13		1
39	6	Upholstered household furniture.....	5	2	288	4	20	218	46		
40	6	Venetian blinds.....	3	6	21		1	14	6		
41	14	Vitreous-enameled products, including kitchen, household, and hospital utensils.....	3		1,605	11	143	1,413	39		
42	14	Wire drawn from purchased rods.....	3		1,119	5	64	979	60	21	
43	14	Wirework not elsewhere classified.....	10	5	138	7	13	115	3		
44	16	Wiring devices and supplies.....	7		1,201	19	105	970	107		
45	6	Wooden boxes except cigar boxes.....	6	1	176	3	13	154	6		
46	6	Wood products not elsewhere classified.....	3	3	23	1	2	19	1		
47	4	Work clothing (except work shirts), sport garments (except leather), and other men's and boys' apparel, not elsewhere classified.....	3	5	63		2	59			2
48	14	Wrought pipes, welded and heavy riveted—made in plants not operated in connection with rolling mills.....	4		2,642	1	179	2,461			1
49		Other industries ⁴	389	157	56,043	447	7,969	43,883	2,892	703	149
OTHER INDUSTRIES, BY INDUSTRY GROUPS ⁵											
50	1	Food and kindred products.....	43	31	4,084	25	331	3,214	448	4	62
51	4	Apparel and other finished products made from fabrics and similar mate-rials.....	39	33	1,315	32	80	1,118	66	13	6
52	6	Furniture and finished lumber products.....	17	10	1,884	10	186	1,565	104	19	
53	7	Paper and allied products.....	6	1	428	5	23	357	30	13	
54	8	Printing, publishing, and allied industries.....	25	5	644	33	140	381	90		
55	9	Chemicals and allied products.....	57	5	2,088	56	269	1,500	231	23	9
56	12	Leather and leather products.....	7	1	260	12	14	219	15		
57	13	Stone, clay, and glass products.....	34	13	5,331	25	412	4,843	47	3	1
58	14	Iron and steel and their products, except machinery.....	35	7	6,587	67	638	5,596	265	21	
59	15	Nonferrous metals and their products.....	29	13	9,413	31	1,192	7,064	506	574	51

See footnotes at end of table.

889

SALARIES AND WAGES						COST OF MATERIALS, SUPPLIES, FUEL, PURCHASED ELECTRIC ENERGY, AND CONTRACT WORK					Value of products	Value added by manu- facture ⁴
Total ¹	Salaries of officers of corpora- tions ²	Manufacturing		Distri- bution	Con- struc- tion	Other	Total	Materials and supplies	Fuel	Pur- chased electric energy		
		Salaries ³	Wages									

[illegible]

TABLE 9.—GENERAL STATISTICS FOR

Group No.	INDUSTRY	*Number of establishments	*Pro-prietors and firm members	* PERSONS ENGAGED IN MANUFACTURING ESTABLISHMENTS 1						
				Total 2	Salaried officers of corporations 3	Manufacturing		Distribution	Con-struction	Other
						Salaried employ-ees 4	Wage earners (average for year) 5			
PITTSBURGH INDUSTRIAL AREA—Continued										
1 16	Electrical machinery.....	24	5	15,661	52	3,455	11,400	602	32	
2 17	Machinery (except electrical).....	24	5	3,171	30	507	2,480	141		7
3 20	Miscellaneous industries.....	34	24	1,827	30	288	1,209	227	1	6
4 2	Tobacco manufactures.....	6	4	200	5	8	238	3		6
5 3	Textile-mill products and other fiber manufactures.....	3		648	11	37	593	7		
6 19	Transportation equipment except automobiles.....	3		1,272	3	278	986	5		
7 10	Products of petroleum and coal.....	1								
8 11	Rubber products.....	2		1,165	8	111	1,000	45		1
YOUNGSTOWN INDUSTRIAL AREA										
9	All industries, total.....	547	314	82,693	397	7,269	72,826	1,043	490	68
10 15	Aluminum products (including rolling and drawing and extruding), not elsewhere classified.....	4	2	90	3	10	74	3		
11 14	Blast-furnace products.....	12		2,664	2	249	2,390	1	22	
12 1	Bread and other bakery products (except biscuit, crackers, and pretzels).....	88	110	1,054	8	71	876	83	2	14
13 13	Brick and hollow structural tile.....	8	1	365	3	19	362	4	7	
14 19	Cars and car equipment—railroad, street, and rapid-transit.....	3		1,020	4	108	842	4	2	
15 13	Cement.....	3		500	6	50	456	25	16	7
16 14	Cold-rolled steel sheets and strip and cold-finished steel bars made in plants not operated in connection with hot-rolling mills.....	6	3	880	11	76	755	19	19	
17 9	Compressed and liquefied gases—not made in petroleum refineries or in natural-gasoline plants.....	4		81		10	71			
18 13	Concrete products.....	16	15	118	6	13	94	5		
19 1	Condensed and evaporated milk.....	5	1	38		5	31	2		
20 1	Creamery butter.....	7	2	21	1	5	12	3		
21 14	Fabricated structural steel and ornamental metal work, made in plants not operated in connection with rolling mills.....	11	2	1,817	10	95	1,691	21		
22 1	Flour and other grain-mill products.....	6	6	77	2	14	57	1	2	1
23 8	General commercial (job) printing.....	23	26	139	10	12	112	5		
24 16	Generating, distribution, and industrial apparatus, and apparatus for incorporation in manufactured products, not elsewhere classified.....	6		4,352	13	712	3,485	136	6	
25 14	Gray-iron and semisteel castings.....	10	1	925	4	39	882			
26 9	Grease and tallow (except lubricating greases).....	3	3	44	4	3	37			
27 1	Ice cream and ices.....	13	7	344	8	46	156	134		
28 1	Ice, manufactured.....	10		82	9	8	32	32		1
29 17	Machine-shop products, not elsewhere classified.....	13	8	1,015	12	122	800	74		7
30 17	Machine-shop repairs.....	3	2	19		1	18			
31 1	Malt liquors.....	3		166	9	10	92	51		4
32 1	Meat packing, wholesale.....	6	5	118	2	10	97	8		1
33 17	Metalworking machinery and equipment, not elsewhere classified.....	4		1,004	3	179	811	5		6
34 13	Minerals and earths, ground or otherwise treated.....	6		273	3	21	247	2		
35 20	Models and patterns (except paper patterns).....	5	8	18		3	15			
36 8	Newspapers: publishing and printing.....	20	10	702	24	230	327	118	3	
37 1	Nonalcoholic beverages.....	11	9	141	7	19	48	66		1
38 15	Nonferrous-metal foundries (except aluminum).....	5		187	9	19	155	2		2
39 10	Oven coke and coke-oven byproducts.....	4		864		62	772		30	
40 10	Paving blocks and paving mixtures: asphalt, creosoted wood, and composition.....	5	1	52		12	33	2	4	1
41 5	Planing mills not operated in conjunction with sawmills.....	5	1	31	2	5	23	1		
42 13	Pottery products not elsewhere classified.....	3	4	186	3	9	172		2	
43 14	Power boilers and associated products.....	12	1	1,126	27	145	926	28		
44 1	Prepared feeds (including mineral) for animals and fowls.....	4	6	11			11			
45 1	Sausages, prepared meats, and other meat products—not made in meat-packing establishments.....	3		29		3	26			
46 5	Sawmills, veneer mills, and cooperage-stock mills, including those combined with logging camps and with planing mills.....	19	20	61		2	57	2		
47 15	Sheet-metal work not specifically classified.....	4		150	3	24	122			1
48 20	Signs, advertising displays, and advertising novelties.....	4	3	81		6	73	2		
49 14	Stamped and pressed metal products (except automobile stampings).....	6	1	1,421	10	70	1,283	58		
50 14	Steel barrels, kegs, and drums.....	4		712	9	58	629	16		
51 14	Steel castings.....	3		1,149	2	92	1,031	4	17	3
52 14	Steel works and rolling mills.....	18		41,233	13	2,975	37,876	35	334	
53 13	Whiteware.....	3		1,683	8	84	1,544	31	11	5
54 14	Wirework not elsewhere classified.....	3		90	6	7	76	1		
55 6	Wooden boxes except cigar boxes.....	3		63	2	7	54			
56 14	Wrought pipes, welded and heavy riveted—made in plants not operated in connection with rolling mills.....	6		943	15	130	796	2		

See footnotes at end of table.

INDUSTRIAL AREAS, BY INDUSTRIES: 1939—Continued

SALARIES AND WAGES							COST OF MATERIALS, SUPPLIES, FUEL, PURCHASED ELECTRIC ENERGY, AND CONTRACT WORK					Value of products	Value added by manu- facture
Total	Salaries of officers of corporations	Manufacturing		Distri- bution	Con- struc- tion	Other	Total	Materials and supplies	Fuel	Pur- chased electric energy	Contract work		
		Salaries	Wages										
PITTSBURGH INDUSTRIAL AREA—Continued													
Dollars 28,666,060 5,241,779 3,054,288	Dollars 468,271 200,808 323,886	Dollars 7,604,878 1,101,496 622,508	Dollars 18,861,426 3,557,985 1,607,703	Dollars 1,671,303 374,013 435,007	Dollars 60,182 2,180	Dollars 7,487 3,004	Dollars 31,298,249 6,223,769 6,706,028	Dollars 30,457,450 6,004,551 6,595,761	Dollars 501,119 96,899 22,752	Dollars 292,026 107,649 71,532	Dollars 47,654 14,670 15,983	Dollars 71,445,597 15,151,558 13,843,196	Dollars 40,147,348 8,927,789 7,137,168
4,268,137	189,704	823,275	3,154,299	91,705		9,154	11,936,433	11,602,810	166,128	139,954	27,541	10,285,402	7,348,969
YOUNGSTOWN INDUSTRIAL AREA													
130,884,786	2,305,901	16,417,261	107,944,195	3,149,563	986,693	81,173	402,716,763	364,486,151	32,413,140	5,724,874	92,598	629,223,979	226,507,216
117,126	14,500	15,027	72,130	15,469			53,544	52,284	689	571		231,909	178,365
4,330,043	19,250	681,864	3,577,067	2,831	49,031		56,139,049	38,803,365	17,085,087	250,597		62,738,907	6,599,858
1,455,763	32,420	138,633	1,179,164	86,499	1,293	17,764	2,324,141	2,211,600	66,794	45,657		5,055,265	2,731,124
432,668	8,900	35,183	376,255	7,800	4,530		260,139	137,217	80,582	42,340		1,063,094	802,655
1,695,904	46,245	366,701	1,164,793	14,160	4,015		4,923,252	4,819,049	39,709	64,494		8,137,424	3,214,172
837,328	41,795	107,119	593,863	57,926	25,418	11,207	913,404	512,551	237,410	163,443		2,765,859	1,532,455
1,582,259	106,076	177,622	1,201,365	61,696	35,600		4,873,643	4,562,138	107,994	203,511		8,495,530	3,621,587
(9)	(9)	(9)	(9)	(9)	(9)	(9)	(9)	(9)	(9)	(9)	(9)	(9)	(9)
153,587	19,256	19,578	100,005	14,748			355,387	345,266	4,665	5,456		712,092	356,705
(9)	(9)	(9)	(9)	(9)	(9)	(9)	(9)	(9)	(9)	(9)	(9)	(9)	(9)
23,711	1,900	6,348	10,364	5,099			200,002	191,520	5,204	3,278		255,291	55,289
(9)	(9)	(9)	(9)	(9)	(9)	(9)	(9)	(9)	(9)	(9)	(9)	(9)	(9)
(9)	(9)	(9)	(9)	(9)	(9)	(9)	(9)	(9)	(9)	(9)	(9)	(9)	(9)
214,419	24,611	16,471	161,967	11,370			151,711	138,852	2,522	6,407	3,930	533,675	381,064
7,535,404	102,523	1,494,400	5,584,901	283,791	69,789		11,910,481	11,661,475	90,991	158,015		23,486,867	11,576,386
(9)	(9)	(9)	(9)	(9)	(9)	(9)	(9)	(9)	(9)	(9)	(9)	(9)	(9)
67,857	14,130	5,103	48,624				127,162	112,069	10,527	3,721	905	203,227	76,065
(9)	(9)	(9)	(9)	(9)	(9)	(9)	(9)	(9)	(9)	(9)	(9)	(9)	(9)
100,390	19,583	12,265	42,229	24,932	1,381		60,250	9,834	8,799	41,817		230,423	220,173
1,699,612	101,819	237,737	1,165,349	84,067	4,640		1,744,085	1,643,629	33,862	66,594		4,199,889	2,455,804
(9)	(9)	(9)	(9)	(9)	(9)	(9)	(9)	(9)	(9)	(9)	(9)	(9)	(9)
21,256	724	20,532					26,641	24,556	340	1,745		59,747	33,106
(9)	(9)	(9)	(9)	(9)	(9)	(9)	(9)	(9)	(9)	(9)	(9)	(9)	(9)
194,956	20,200	23,115	135,450	15,082	1,100		1,661,818	1,647,609	3,206	10,913		2,019,435	357,617
1,989,005	26,610	532,537	1,409,238	12,490	8,140		2,718,958	2,629,086	35,268	54,604		7,336,752	4,617,794
(9)	(9)	(9)	(9)	(9)	(9)	(9)	(9)	(9)	(9)	(9)	(9)	(9)	(9)
21,079	2,080	18,999					13,200	12,283	226	691		53,845	40,645
1,389,524	173,887	443,794	504,142	165,421	12,280		583,882	544,601	9,215	29,431	635	3,451,979	2,868,097
208,898	28,969	27,706	40,488	98,370	3,645	720	449,612	439,929	3,923	5,700		1,107,702	658,150
314,543	33,621	50,564	221,703	7,240	1,325		429,278	405,146	15,413	8,442	277	911,382	482,104
(9)	(9)	(9)	(9)	(9)	(9)	(9)	(9)	(9)	(9)	(9)	(9)	(9)	(9)
63,322	15,836	37,738	3,000	5,456	1,292		179,057	162,818	8,799	6,748	602	368,505	189,448
53,434	5,595	6,585	40,302	952			76,496	72,400	437	3,609		145,872	69,376
(9)	(9)	(9)	(9)	(9)	(9)	(9)	(9)	(9)	(9)	(9)	(9)	(9)	(9)
1,879,276	143,875	329,906	1,353,885	51,520			4,729,979	4,588,993	39,636	101,350		8,255,908	3,525,929
10,696		10,696					122,473	118,950	812	2,716		137,919	35,411
(9)	(9)	(9)	(9)	(9)	(9)	(9)	(9)	(9)	(9)	(9)	(9)	(9)	(9)
36,822	6,130	30,692					367,605	361,861	3,668	2,076		485,008	117,463
(9)	(9)	(9)	(9)	(9)	(9)	(9)	(9)	(9)	(9)	(9)	(9)	(9)	(9)
46,164	2,550	42,014	1,600				79,636	69,750	5,996		3,900	229,065	149,429
178,851	9,845	48,567	119,839			600	731,001	717,731	5,512	7,758		1,153,412	422,411
(9)	(9)	(9)	(9)	(9)	(9)	(9)	(9)	(9)	(9)	(9)	(9)	(9)	(9)
(9)	(9)	(9)	(9)	(9)	(9)	(9)	(9)	(9)	(9)	(9)	(9)	(9)	(9)
1,129,913	71,076	129,267	871,324	58,247			3,936,586	3,844,698	28,919	54,275	8,894	5,940,644	2,004,058
(9)	(9)	(9)	(9)	(9)	(9)	(9)	(9)	(9)	(9)	(9)	(9)	(9)	(9)
67,846,564	79,339	7,294,420	59,749,801	89,091	633,913		212,345,294	197,296,269	12,275,709	2,773,316		315,713,785	103,368,491
(9)	(9)	(9)	(9)	(9)	(9)	(9)	(9)	(9)	(9)	(9)	(9)	(9)	(9)
2,126,066	60,994	117,482	1,876,621	50,505	11,815	8,649	1,079,549	934,147	117,681	27,721		3,818,132	2,738,583
130,744	25,852	11,658	89,634	3,600			504,775	497,450	3,313	4,012		998,727	463,952
(9)	(9)	(9)	(9)	(9)	(9)	(9)	(9)	(9)	(9)	(9)	(9)	(9)	(9)
1,417,462	121,118	236,189	1,050,880	9,300			6,170,813	5,937,544	167,590	56,604	9,075	9,254,484	3,083,671

TABLE 9.—GENERAL STATISTICS FOR

Group No.	INDUSTRY	*Number of establishments	*Proprietors and firm members	* PERSONS EMPLOYED IN MANUFACTURING ESTABLISHMENTS ¹						
				Total ²	Salaried officers of corporations ²	Manufacturing		Distribution	Construction	Other
						Salaried employees ²	Wage earners (average for year) ³			
YOUNGSTOWN INDUSTRIAL AREA—Continued										
1	Other industries ⁴	205	75	21,049	177	1,845	18,009	932	64	22
OTHER INDUSTRIES, BY INDUSTRY GROUPS ⁴										
2	1 Food and kindred products.....	36	21	675	19	79	372	196	2	7
3	4 Apparel and other finished products made from fabrics and similar materials.....	8	3	904	8	28	862	5	1	6
4	6 Furniture and finished lumber products.....	18	9	1,843	16	156	1,477	189	13	3
5	8 Printing, publishing, and allied industries.....	8	3	124	11	23	77	13	3	8
6	9 Chemicals and allied products.....	18	3	444	11	69	346	12	3	8
7	13 Stone, clay, and glass products.....	23	5	2,522	24	161	2,294	41	2	3
8	14 Iron and steel and their products, except machinery.....	46	8	7,466	47	508	6,739	147	22	3
9	16 Electrical machinery.....	9	3	2,766	6	242	2,439	78	3	3
10	17 Machinery (except electrical).....	11	4	1,409	11	247	1,077	73	1	1
11	20 Miscellaneous industries.....	11	9	117	3	10	93	11	30	3
12	10 Products of petroleum and coal.....	5	1	870	1	63	776	6	4	4
13	12 Leather and leather products.....	3	1	727	7	35	679	47	4	4
14	15 Nonferrous metals and their products.....	3	2	831	3	67	714	47	4	4
15	3 Textile-mill products and other fiber manufactures.....	1	1	1	1	1	1	1	1	1
16	7 Paper and allied products.....	1	1	1	1	1	1	1	1	1
17	11 Rubber products.....	2	4	1,251	10	157	964	116	4	4
18	19 Automobiles and automobile equipment.....	2	2	2	2	2	2	2	2	2
ALLENTOWN-BETHLEHEM INDUSTRIAL AREA										
19	All industries, total.....	624	394	62,802	551	5,309	55,342	1,326	184	90
20	1 Biscuit, crackers, and pretzels.....	6	4	148	4	4	134	6	3	37
21	1 Bread and other bakery products (except biscuit, crackers, and pretzels).....	59	56	980	11	50	834	45	3	37
22	1 Candy and other confectionery products.....	4	6	257	3	14	240	1	1	2
23	6 Caskets, coffins, burial cases, and other morticians' goods.....	3	3	42	4	11	26	108	84	10
24	13 Cement.....	18	1	4,482	14	392	8,876	108	84	10
25	1 Cheese.....	3	10	6	2	59	362	6	14	14
26	9 Colors and pigments.....	3	1	443	2	59	362	6	14	14
27	9 Compressed and liquefied gases—not made in petroleum refineries or in natural-gasoline plants.....	3	1	37	5	32	32	2	2	2
28	13 Concrete products.....	9	7	176	1	22	151	2	2	2
29	1 Creamery butter.....	6	4	4	1	3	3	3	3	3
30	9 Drugs and medicines (including drug grinding).....	3	1	25	3	6	9	7	7	7
31	3 Dyeing and finishing cotton, rayon, silk, and linen textiles.....	7	4	510	1	15	493	1	1	1
32	15 Electroplating, plating, and polishing.....	3	1	150	20	121	121	7	2	2
33	14 Fabricated structural steel and ornamental metal work, made in plants not operated in connection with rolling mills.....	5	3	488	8	61	363	56	6	6
34	1 Flour and other grain-mill products.....	9	9	86	9	11	60	6	6	6
35	1 Food preparations, not elsewhere classified.....	3	2	29	2	3	17	7	7	7
36	20 Furs, dressed and dyed.....	3	1	391	7	17	853	11	3	3
37	8 General commercial (job) printing.....	28	23	676	20	85	459	11	11	11
38	14 Gray-iron and semisteel castings.....	5	3	148	6	11	124	2	2	2
39	9 Grease and tallow (except lubricating greases).....	3	4	20	1	14	14	6	6	6
40	3 Hosiery—full-fashioned.....	7	4	2,780	5	115	2,654	4	2	2
41	4 House dresses, uniforms, and aprons—made in contract factories.....	5	6	306	1	4	293	4	4	4
42	6 Household furniture, except upholstered.....	4	2	172	5	13	145	4	4	4
43	1 Ice cream and ices.....	8	7	112	3	11	50	45	3	3
44	1 Ice, manufactured.....	14	5	110	11	15	50	34	3	3
45	17 Industrial machinery, not elsewhere classified.....	3	1	123	3	16	99	5	5	5
46	3 Knitted cloth.....	3	1	1,276	8	62	1,179	22	2	2
47	3 Knitted underwear.....	7	1	1,419	5	89	1,310	15	15	15
48	17 Machine-shop products, not elsewhere classified.....	7	9	44	1	11	30	2	2	2
49	1 Malt liquors.....	9	4	530	18	32	325	151	6	4
50	1 Meat packing, wholesale.....	4	4	378	4	28	308	38	38	38
51	4 Men's and boys' shirts (except work shirts), collars, and nightwear—made in contract factories.....	8	9	1,937	11	25	1,896	2	2	2
52	4 Men's and boys' shirts (except work shirts), collars, and nightwear—made in inside factories or by jobbers engaging contractors.....	8	2	1,132	5	38	1,074	13	1	1
53	4 Men's and boys' suits, coats, and overcoats (except work clothing)—made in contract factories.....	12	7	1,727	11	38	1,667	4	2	5
54	4 Men's and boys' suits, coats, and overcoats (except work clothing)—made in inside factories or by jobbers engaging contractors.....	8	5	146	12	15	99	19	1	1
55	4 Men's and boys' underwear—made in contract factories.....	3	7	719	5	7	707	2	2	2
56	4 Men's and boys' underwear—made in inside factories or by jobbers engaging contractors.....	5	5	750	2	28	709	2	9	9
57	13 Monuments, tombstones, cut-stone, and stone products not elsewhere classified.....	33	27	1,363	36	64	1,226	35	2	2
58	18 Motor vehicles, motor-vehicle bodies, parts and accessories.....	3	2	3,040	732	2,304	4	4	4	4
59	8 Newspapers: publishing and printing.....	11	7	624	17	257	264	86	86	86

See footnotes at end of table.

PENNSYLVANIA

893

INDUSTRIAL AREAS, BY INDUSTRIES: 1939—Continued

SALARIES AND WAGES							COST OF MATERIALS, SUPPLIES, FUEL, PURCHASED ELECTRIC ENERGY, AND CONTRACT WORK					Value of products	Value added by manufacture ⁴	
Total ¹	Salaries of officers of corporations ²	Manufacturing		Distribution	Construction	Other	Total	Materials and supplies	Fuel	Purchased electric energy	Contract work			
		Salaries ³	Wages											
YOUNGSTOWN INDUSTRIAL AREA—Continued														
Dollars 31,786,140	Dollars 951,918	Dollars 3,824,010	Dollars 24,943,002	Dollars 1,912,877	Dollars 129,908	Dollars 24,365	Dollars 82,473,855	Dollars 78,979,361	Dollars 1,912,602	Dollars 1,517,402	Dollars 64,490	Dollars 149,632,104	Dollars 67,158,249	
957,153	53,550	113,250	581,411	199,117	3,223	6,602	3,370,429	3,238,832	69,439	60,265	1,893	6,285,150	2,914,721	1
638,324	34,836	39,206	550,015	13,267	1,000	-----	1,686,723	1,672,763	4,187	9,773	-----	2,861,138	1,174,415	2
3,151,601	138,342	341,061	2,294,664	369,434	-----	7,500	4,293,287	4,214,749	40,476	38,062	-----	8,705,213	4,411,926	3
178,095	43,234	21,235	92,792	20,133	701	-----	63,952	55,173	942	4,729	3,108	375,661	311,709	4
675,196	17,509	140,752	495,805	11,306	6,835	2,989	2,145,875	1,916,335	56,335	172,407	798	5,036,389	2,890,514	5
3,533,306	172,539	380,237	2,842,547	134,198	3,785	-----	2,598,879	1,874,803	551,878	161,648	10,550	10,095,029	7,496,150	6
11,017,729	216,073	1,050,070	9,438,761	277,832	32,401	2,592	36,987,647	35,973,553	424,206	573,671	16,217	56,362,798	19,375,151	7
3,549,563	21,445	499,344	2,857,822	167,352	-----	3,600	9,715,580	9,383,721	133,813	198,046	-----	24,012,133	14,296,553	8
2,119,999	49,045	475,382	1,446,774	147,716	-----	1,082	2,128,201	2,002,939	92,575	24,505	8,182	6,338,169	4,209,968	9
139,555	19,217	19,847	85,241	15,250	-----	-----	115,806	100,565	10,406	3,318	1,517	420,258	304,452	10
5,825,619	186,128	743,026	4,257,230	557,272	81,963	-----	19,367,476	18,545,928	528,345	270,978	22,225	29,140,166	9,772,690	11

ALLENTOWN-BETHLEHEM INDUSTRIAL AREA

74,542,854	3,014,625	10,097,322	58,666,927	2,369,317	284,529	110,134	138,871,123	120,729,000	12,719,538	3,695,867	1,726,718	280,591,946	141,720,823	19
132,737	12,915	5,686	107,173	6,963	-----	-----	144,263	129,228	10,501	4,534	-----	367,011	222,748	20
1,260,569	57,880	85,858	1,025,951	56,098	8,641	62,141	2,127,216	2,020,007	69,219	37,990	-----	4,433,995	2,306,779	21
(⁵)	(⁵)	(⁵)	(⁵)	(⁵)	(⁵)	(⁵)	(⁵)	(⁵)	(⁵)	(⁵)	(⁵)	(⁵)	(⁵)	22
41,340	5,200	10,304	24,456	1,380	-----	-----	48,124	45,680	1,401	1,003	-----	104,117	55,993	23
0,839,088	141,340	959,217	5,370,937	196,193	157,692	13,709	10,423,691	5,165,805	3,866,613	1,375,237	15,936	27,323,790	16,900,199	24
4,500	(⁵)	(⁵)	4,500	(⁵)	(⁵)	(⁵)	45,763	44,552	982	229	-----	63,352	17,589	25
(⁵)	(⁵)	(⁵)	(⁵)	(⁵)	(⁵)	(⁵)	(⁵)	(⁵)	(⁵)	(⁵)	(⁵)	(⁵)	(⁵)	26
(⁵)	(⁵)	(⁵)	(⁵)	(⁵)	(⁵)	(⁵)	(⁵)	(⁵)	(⁵)	(⁵)	(⁵)	(⁵)	(⁵)	27
3,927	(⁵)	(⁵)	858	3,069	(⁵)	(⁵)	52,057	49,724	1,000	1,333	(⁵)	62,845	10,788	28
(⁵)	(⁵)	(⁵)	(⁵)	(⁵)	(⁵)	(⁵)	(⁵)	(⁵)	(⁵)	(⁵)	(⁵)	(⁵)	(⁵)	29
(⁵)	(⁵)	(⁵)	(⁵)	(⁵)	(⁵)	(⁵)	(⁵)	(⁵)	(⁵)	(⁵)	(⁵)	(⁵)	(⁵)	30
(⁵)	(⁵)	(⁵)	(⁵)	(⁵)	(⁵)	(⁵)	(⁵)	(⁵)	(⁵)	(⁵)	(⁵)	(⁵)	(⁵)	31
(⁵)	(⁵)	(⁵)	(⁵)	(⁵)	(⁵)	(⁵)	(⁵)	(⁵)	(⁵)	(⁵)	(⁵)	(⁵)	(⁵)	32
(⁵)	(⁵)	(⁵)	(⁵)	(⁵)	(⁵)	(⁵)	(⁵)	(⁵)	(⁵)	(⁵)	(⁵)	(⁵)	(⁵)	33
128,917	22,380	21,498	72,350	12,689	-----	-----	902,385	892,022	6,105	4,258	-----	1,157,881	255,490	34
(⁵)	(⁵)	(⁵)	(⁵)	(⁵)	(⁵)	(⁵)	(⁵)	(⁵)	(⁵)	(⁵)	(⁵)	(⁵)	(⁵)	35
577,879	20,900	45,081	461,404	37,068	4,426	-----	158,927	147,268	1,796	9,863	-----	873,885	714,958	36
763,766	91,870	151,065	501,381	19,420	-----	-----	543,783	510,492	11,737	18,951	2,603	1,817,280	1,273,497	37
155,995	17,725	15,567	115,979	3,724	-----	-----	139,177	122,364	11,515	5,268	-----	401,948	262,771	38
(⁵)	(⁵)	(⁵)	(⁵)	(⁵)	(⁵)	(⁵)	(⁵)	(⁵)	(⁵)	(⁵)	(⁵)	(⁵)	(⁵)	39
2,970,799	42,379	189,197	2,675,852	61,281	-----	2,090	2,941,116	2,854,341	38,823	47,952	-----	7,580,489	4,639,373	40
147,564	2,080	4,144	136,266	-----	-----	5,074	9,083	4,091	488	3,704	800	219,836	210,753	41
158,661	12,350	28,090	104,682	13,569	-----	-----	102,971	91,206	5,807	5,958	-----	306,918	301,947	42
106,141	8,164	11,853	91,801	21,017	2,706	-----	262,336	235,670	15,088	10,978	-----	556,198	293,862	43
139,660	23,928	26,043	57,217	32,480	-----	-----	63,722	11,735	17,826	34,161	-----	346,355	282,633	44
205,316	33,962	43,316	121,857	6,181	-----	-----	217,193	207,217	3,325	6,651	-----	534,149	316,956	45
1,145,905	70,820	90,468	951,159	22,604	-----	1,854	3,280,735	2,979,662	73,111	46,987	180,975	5,421,819	2,141,084	46
1,321,934	93,449	218,589	974,896	35,033	-----	-----	2,562,707	2,518,273	20,391	23,426	617	4,626,583	2,063,876	47
(⁵)	(⁵)	(⁵)	(⁵)	(⁵)	(⁵)	(⁵)	(⁵)	(⁵)	(⁵)	(⁵)	(⁵)	(⁵)	(⁵)	48
964,427	83,810	81,570	538,769	244,783	10,989	5,000	1,430,050	1,320,021	84,667	25,362	-----	4,210,710	2,780,660	49
(⁵)	(⁵)	(⁵)	(⁵)	(⁵)	(⁵)	(⁵)	(⁵)	(⁵)	(⁵)	(⁵)	(⁵)	(⁵)	(⁵)	50
1,227,963	53,165	34,732	1,134,284	-----	3,692	2,090	149,114	126,475	6,716	12,366	3,557	1,605,151	1,456,037	51
758,541	20,005	72,076	645,981	17,842	1,437	1,200	1,990,587	1,871,644	1,242	10,898	106,803	3,334,928	1,344,341	52
1,359,655	61,310	60,611	1,227,795	3,658	1,485	4,796	302,573	265,091	8,766	15,036	13,680	2,178,245	1,875,672	53
192,452	50,219	16,940	98,817	25,809	-----	687	1,401,651	945,144	1,076	4,200	451,231	1,854,187	452,536	54
(⁵)	(⁵)	(⁵)	(⁵)	(⁵)	(⁵)	(⁵)	(⁵)	(⁵)	(⁵)	(⁵)	(⁵)	(⁵)	(⁵)	55
(⁵)	(⁵)	(⁵)	(⁵)	(⁵)	(⁵)	(⁵)	(⁵)	(⁵)	(⁵)	(⁵)	(⁵)	(⁵)	(⁵)	56
1,579,909	90,931	100,508	1,336,179	49,051	3,240	-----	782,046	629,470	46,021	100,813	5,742	2,795,746	2,013,700	57
(⁵)	(⁵)	(⁵)	(⁵)	(⁵)	(⁵)	(⁵)	(⁵)	(⁵)	(⁵)	(⁵)	(⁵)	(⁵)	(⁵)	58
1,085,635	122,012	374,022	472,816	116,785	-----	-----	425,230	392,709	11,587	28,772	2,162	2,521,144	2,095,914	59

895

SALARIES AND WAGES						COST OF MATERIALS, SUPPLIES, FUEL, PURCHASED ELECTRIC ENERGY, AND CONTRACT WORK					Value of products	Value added by manu- facture ⁴
Total ¹	Salaries of officers of corpora- tions ²	Manufacturing		Distri- bution	Con- struc- tion	Other	Total	Materials and supplies	Fuel	Pur- chased electric energy		
		Salaries ³	Wages									

[illegible]

54,084,008	2,821,587	5,311,860	41,090,675	3,800,160	346,760	107,626	70,786,419	64,839,802	2,160,396	1,887,808	1,898,413	154,764,625	83,978,206	47
(¹)	(¹)	(¹)	(¹)	(¹)	(¹)	(¹)	(¹)	(¹)	(¹)	(¹)	(¹)	(¹)	(¹)	48
229,171	26,876	21,703	108,952	9,638	3,042	-----	292,671	262,893	22,541	7,237	-----	681,880	389,209	49
809,446	47,880	44,906	646,569	35,740	16,640	17,711	1,396,178	1,319,495	35,103	41,590	-----	2,932,493	1,530,315	50
180,645	21,140	13,393	130,104	16,008	-----	-----	286,916	279,318	3,081	4,517	-----	611,896	324,980	51
(¹)	(¹)	(¹)	(¹)	(¹)	-----	-----	(¹)	(¹)	(¹)	(¹)	-----	(¹)	(¹)	52
206,063	10,326	21,104	184,470	10,163	-----	-----	260,740	255,266	8,549	5,925	-----	651,150	381,410	53
(¹)	(¹)	(¹)	(¹)	(¹)	-----	-----	(¹)	(¹)	(¹)	(¹)	-----	(¹)	(¹)	54
40,267	3,000	2,480	40,787	-----	-----	-----	118,683	115,686	430	2,667	-----	250,158	131,475	55
8,968	-----	1,043	5,916	-----	-----	-----	146,624	143,269	1,542	1,813	-----	181,177	24,553	56
(¹)	(¹)	(¹)	(¹)	-----	-----	-----	(¹)	(¹)	(¹)	(¹)	(¹)	(¹)	(¹)	57
136,934	16,868	10,472	105,934	3,660	-----	-----	306,104	299,946	1,802	4,356	-----	497,694	191,590	58
50,390	-----	5,589	37,060	7,741	-----	-----	682,981	669,374	5,967	7,640	-----	872,569	189,618	59
(¹)	(¹)	(¹)	(¹)	(¹)	-----	-----	(¹)	(¹)	(¹)	(¹)	-----	(¹)	(¹)	60
1,068,263	80,010	169,137	717,323	111,793	-----	-----	1,980,818	1,957,798	4,658	18,362	-----	3,597,800	1,616,982	61
133,854	21,332	15,167	97,365	-----	-----	-----	102,128	91,757	1,806	4,391	4,114	307,048	204,931	62

CENSUS OF MANUFACTURES: 1939

TABLE 9.—GENERAL STATISTICS FOR

Group No.	INDUSTRY	*Number of establishments	*Pro- pri- etors and firm members	*PERSONS EMPLOYED IN MANUFACTURING ESTABLISHMENTS ¹						
				Total ²	Salaried officers of corporations ³	Manufacturing		Distri- bution	Con- struc- tion	Other
						Salaried employ- ees ⁴	Wage earners (average for year) ⁵			
READING INDUSTRIAL AREA—Continued										
1 14	Gray-iron and semisteel castings.....	8	1	707	14	36	644	13	-----	-----
2 9	Grease and tallow (except lubricating greases).....	3	1	48	3	4	35	6	-----	-----
3 14	Hardware not elsewhere classified.....	4	-----	1,025	15	109	894	7	-----	-----
4 3	Hosiery—full-fashioned.....	31	3	14,413	58	513	13,655	72	91	24
5 3	Hosiery—seamless.....	31	14	2,303	28	101	2,165	5	-----	4
6 1	Ice cream and ices.....	10	9	78	2	11	44	20	1	-----
7 1	Ice, manufactured.....	8	3	57	3	5	29	7	1	12
8 17	Industrial machinery, not elsewhere classified.....	3	-----	178	7	25	91	48	5	2
9 9	Insecticides, fungicides, and related industrial and household chemical compounds.....	3	-----	104	6	12	62	20	2	2
10 3	Knitted underwear.....	18	5	2,241	29	116	1,971	124	-----	1
11 1	Malt liquors.....	3	-----	247	4	28	137	78	-----	-----
12 6	Mattresses and bedsprings.....	4	2	68	8	6	54	-----	-----	-----
13 1	Meat packing, wholesale.....	4	2	311	3	9	223	76	-----	-----
14 4	Men's and boys' shirts (except work shirts), collars, and nightwear—made in contract factories.....	4	3	190	-----	4	185	1	-----	-----
15 4	Men's and boys' shirts (except work shirts), collars, and nightwear—made in inside factories or by jobbers engaging contractors.....	4	-----	623	2	31	565	26	-----	-----
16 4	Men's and boys' suits, coats, and overcoats (except work clothing)—made in inside factories or by jobbers engaging contractors.....	4	-----	383	3	14	360	5	-----	1
17 20	Models and patterns (except paper patterns).....	3	2	46	2	5	39	-----	-----	-----
18 13	Monuments, tombstones, cut-stone, and stone products not elsewhere classified.....	5	3	56	4	4	43	5	-----	-----
19 8	Newspapers: publishing and printing.....	6	4	454	11	156	200	87	-----	-----
20 1	Nonalcoholic beverages.....	10	9	105	7	12	34	52	-----	-----
21 15	Nonferrous-metal foundries (except aluminum).....	7	3	103	10	11	82	-----	-----	-----
22 7	Paperboard containers and boxes not elsewhere classified.....	14	12	327	11	21	283	12	-----	-----
23 10	Paving blocks and paving mixtures: asphalt, creosoted wood, and composition.....	4	-----	21	-----	5	16	-----	-----	-----
24 5	Planing mills not operated in conjunction with sawmills.....	8	3	102	11	0	76	9	-----	-----
25 1	Prepared feeds (including mineral) for animals and fowls.....	7	8	31	-----	4	25	2	-----	-----
26 1	Sausages, prepared meats, and other meat products—not made in meat-packing establishments.....	3	3	11	-----	3	8	-----	-----	-----
27 5	Sawmills, veneer mills, and cooperage-stock mills, including those combined with logging camps and with planing mills.....	5	6	36	-----	-----	36	2	-----	-----
28 20	Signs, advertising displays, and advertising novelties.....	6	4	91	2	20	67	-----	-----	-----
29 14	Steel castings.....	4	-----	1,584	13	146	1,331	79	15	-----
30 14	Stoves, ranges, water heaters, and hot-air furnaces (except electric).....	3	0	646	2	36	554	64	-----	-----
31 17	Textile machinery.....	4	-----	3,321	11	255	2,793	218	44	-----
32 2	Tobacco (chewing and smoking) and snuff.....	3	3	15	-----	-----	13	2	-----	-----
33 6	Wood products not elsewhere classified.....	3	2	63	1	5	57	-----	-----	-----
34 3	Woolen and worsted manufactures—regular factories or jobbers engaging contractors.....	4	-----	349	3	9	336	1	-----	-----
35	Other industries ⁶	175	94	17,890	213	1,427	14,976	1,163	95	25
OTHER INDUSTRIES, BY INDUSTRY GROUPS ⁶										
36 1	Food and kindred products.....	24	18	1,391	9	77	1,088	217	-----	-----
37 3	Textile-mill products and other fiber manufactures.....	22	8	3,678	40	210	3,344	72	5	7
38 4	Apparel and other finished products made from fabrics and similar materials.....	9	5	1,029	6	29	991	3	-----	-----
39 6	Furniture and finished lumber products.....	10	6	748	8	29	671	40	-----	-----
40 7	Paper and allied products.....	4	-----	280	11	44	215	6	4	-----
41 8	Printing, publishing, and allied industries.....	10	5	105	8	17	76	4	-----	-----
42 9	Chemicals and allied products.....	12	7	611	9	70	334	182	14	2
43 13	Stone, clay, and glass products.....	4	1	350	-----	27	306	-----	17	-----
44 14	Iron and steel and their products, except machinery.....	18	8	3,078	42	377	2,478	170	-----	2
45 15	Nonferrous metals and their products.....	8	8	131	4	23	97	7	-----	-----
46 17	Machinery (except electrical).....	29	17	4,000	34	335	3,268	312	49	2
47 20	Miscellaneous industries.....	7	5	755	10	57	644	44	-----	-----
48 2	Tobacco manufactures.....	4	4	142	3	6	121	12	-----	-----
49 10	Products of petroleum and coal.....	4	-----	21	-----	5	16	-----	-----	-----
50 16	Electrical machinery.....	4	2	679	10	67	527	57	6	12
51 12	Leather and leather products.....	1	-----	-----	-----	-----	-----	-----	-----	-----
52 18	Automobiles and automobile equipment.....	5	-----	901	19	54	800	28	-----	-----
SCRANTON-WILKES-BARRE INDUSTRIAL AREA										
53	All industries, total.....	579	390	35,883	377	2,536	31,452	1,361	98	59
54 1	Biscuit, crackers, and pretzels.....	5	2	502	9	45	411	32	1	4
55 1	Bread and other bakery products (except biscuit, crackers, and pretzels).....	100	91	2,605	14	136	2,328	95	18	14
56 1	Candy and other confectionery products.....	7	2	58	7	3	48	-----	-----	-----
57 4	Children's dresses—made in inside factories or by jobbers engaging contractors.....	5	2	397	-----	10	387	-----	-----	-----
58 13	Concrete products.....	12	11	83	5	10	58	10	-----	-----

See footnotes at end of table.

PENNSYLVANIA

897

INDUSTRIAL AREAS, BY INDUSTRIES: 1939—Continued

SALARIES AND WAGES							COST OF MATERIALS, SUPPLIES, FUEL, PURCHASED ELECTRIC ENERGY, AND CONTRACT WORK					Value of products	Value added by manu- facture *
Total *	Salaries of officers of corpora- tions *	Manufacturing		Distri- bution	Con- struc- tion	Other	Total	Materials and supplies	Fuel	Pur- chased electric energy	Contract work		
		Salaries *	Wages										

READING INDUSTRIAL AREA—Continued													
Dollars	Dollars	Dollars	Dollars	Dollars	Dollars	Dollars	Dollars	Dollars	Dollars	Dollars	Dollars	Dollars	Dollars
789,016	40,939	60,707	600,495	26,785	-----	-----	520,611	408,360	71,668	20,749	19,834	1,661,938	1,141,327
53,485	3,840	5,516	38,084	6,045	-----	-----	72,823	54,879	8,896	9,048	-----	131,026	58,203
1,277,488	70,679	184,242	979,701	42,866	-----	-----	666,518	621,837	44,219	30,462	-----	2,391,256	1,694,738
16,123,624	511,760	970,121	14,264,904	196,081	153,075	27,593	15,333,238	14,163,235	183,679	218,618	767,806	35,784,351	20,451,113
1,845,050	155,856	150,090	1,517,803	8,929	-----	6,375	2,604,139	2,468,070	26,647	40,172	69,250	5,074,431	2,470,292
76,387	5,285	14,202	38,323	17,587	900	-----	217,240	199,040	3,610	14,590	-----	432,038	214,798
104,318	12,450	11,581	49,227	11,680	1,393	17,987	78,554	11,616	1,787	65,151	-----	334,773	256,219
(*)	(*)	(*)	(*)	(*)	(*)	(*)	(*)	(*)	(*)	(*)	-----	(*)	(*)
(*)	(*)	(*)	(*)	(*)	(*)	(*)	(*)	(*)	(*)	(*)	-----	(*)	(*)
987,178	77,899	182,704	1,465,101	260,604	-----	780	3,234,572	2,958,661	23,061	33,196	219,634	6,115,015	2,880,443
(*)	(*)	(*)	(*)	(*)	(*)	(*)	(*)	(*)	(*)	(*)	-----	(*)	(*)
111,096	42,929	10,126	58,041	-----	-----	-----	355,176	350,132	1,424	3,620	-----	518,733	163,557
(*)	(*)	(*)	(*)	(*)	(*)	(*)	(*)	(*)	(*)	(*)	-----	(*)	(*)
86,183	-----	5,202	80,874	107	-----	-----	2,080	66	528	1,486	-----	130,247	128,167
483,285	20,800	45,237	367,737	49,511	-----	-----	1,114,877	1,015,875	3,031	6,131	89,840	1,519,120	704,243
340,861	8,588	23,251	291,696	15,796	-----	1,530	1,624,970	1,185,194	6,079	3,608	429,099	2,193,139	568,169
83,450	4,550	8,532	70,368	-----	-----	-----	24,974	22,643	530	1,801	-----	139,518	114,544
64,291	9,620	5,480	41,940	7,251	-----	-----	54,531	50,622	627	3,282	-----	169,300	114,769
851,677	98,428	273,901	355,600	123,748	-----	-----	340,227	318,673	8,412	13,765	1,377	1,875,115	1,534,888
163,322	19,948	13,054	37,077	93,243	-----	-----	273,204	265,116	3,585	4,503	-----	668,305	395,101
124,445	34,612	17,907	71,926	-----	-----	-----	131,892	120,681	7,460	3,278	473	320,806	188,914
334,601	50,600	30,911	232,948	14,232	-----	-----	439,303	427,320	3,917	8,066	-----	1,000,046	560,743
(*)	(*)	(*)	(*)	(*)	(*)	(*)	(*)	(*)	(*)	(*)	-----	(*)	(*)
121,621	26,109	11,286	73,842	10,384	-----	-----	167,523	155,801	3,629	8,093	-----	332,115	164,592
32,593	-----	5,201	24,080	2,712	-----	-----	269,329	263,593	964	4,772	-----	363,617	94,288
(*)	(*)	(*)	(*)	(*)	(*)	(*)	(*)	(*)	(*)	(*)	-----	(*)	(*)
19,329	-----	-----	19,329	-----	-----	-----	15,737	14,594	400	743	-----	45,827	30,000
126,811	17,172	39,235	87,386	3,018	-----	-----	104,639	99,620	1,592	2,557	570	271,464	166,825
2,317,434	111,995	308,857	1,659,136	215,703	21,743	-----	1,798,588	1,421,057	135,065	181,787	59,779	5,102,989	3,304,401
(*)	(*)	(*)	(*)	(*)	(*)	(*)	(*)	(*)	(*)	(*)	(*)	(*)	(*)
6,928	-----	-----	5,414	1,514	-----	-----	31,856	31,384	413	59	-----	51,141	19,285
61,201	5,000	7,627	48,574	-----	-----	-----	67,266	60,929	2,425	3,912	-----	176,045	107,779
290,978	15,300	19,930	252,978	2,770	-----	-----	403,137	367,584	13,565	21,834	154	792,274	389,137
23,339,926	1,244,796	2,605,730	16,808,832	2,494,951	149,967	35,650	35,226,572	32,390,118	1,516,824	1,084,047	235,583	76,287,101	41,060,629
1,752,176	40,813	175,277	1,127,839	408,247	-----	-----	6,938,799	6,784,126	74,569	80,104	-----	11,417,729	4,478,930
3,800,710	259,497	414,474	2,974,613	141,372	9,177	7,583	5,243,518	4,899,071	129,312	149,678	65,457	11,728,774	6,485,256
803,434	31,815	52,329	712,133	7,157	-----	-----	945,784	932,268	2,613	10,122	731	2,103,946	1,158,212
831,737	46,092	77,912	653,398	54,335	-----	-----	949,315	912,865	26,035	10,415	-----	2,875,495	1,926,180
396,714	60,164	69,954	232,495	20,676	7,425	-----	661,795	617,439	24,045	20,311	-----	1,321,741	659,946
182,690	38,118	25,706	108,460	10,316	-----	-----	116,220	97,009	1,762	5,366	12,063	372,512	256,292
1,003,612	92,775	114,870	407,822	365,524	18,743	4,178	2,392,291	2,305,592	53,044	33,655	-----	4,539,862	2,147,571
481,499	58,481	404,942	404,942	18,076	-----	-----	601,543	208,654	246,573	146,316	-----	1,598,985	997,442
4,809,054	168,760	784,004	3,427,347	447,335	1,008	-----	6,418,718	5,149,670	852,213	382,812	34,023	14,516,997	8,096,379
178,738	17,560	46,875	105,454	8,849	-----	-----	174,077	149,006	8,967	15,591	493	405,177	231,100
5,948,019	207,019	517,354	4,416,183	730,224	74,450	2,800	4,726,632	4,579,976	42,601	100,992	3,063	13,661,292	8,934,660
932,480	70,308	91,125	673,831	97,216	-----	-----	1,433,635	1,398,244	10,881	24,510	-----	2,971,610	1,537,975
2,213,007	205,875	196,979	1,564,315	203,700	22,057	20,081	4,624,295	4,356,198	44,189	104,175	119,733	8,774,881	4,150,586

SCRANTON-WILKES-BARRE INDUSTRIAL AREA

35,232,085	1,839,552	4,045,550	27,127,023	2,048,543	90,049	81,368	66,821,221	62,680,398	964,358	1,549,267	1,627,198	132,922,225	66,101,064	53
469,195	52,802	78,873	274,801	47,236	2,700	12,783	852,483	826,816	14,512	11,155	—	1,632,194	779,711	54
3,195,286	52,538	230,539	2,708,568	154,945	25,142	23,554	6,042,592	5,835,072	126,546	80,874	—	12,487,988	6,444,496	55
47,287	10,682	1,812	34,793	—	—	—	99,272	94,396	2,801	2,075	—	201,380	102,108	56
321,966	—	14,835	207,631	—	—	—	478,772	476,460	645	1,767	—	1,154,002	675,230	57
84,508	8,270	14,816	46,158	16,264	—	—	196,732	189,204	2,652	4,544	332	859,954	187,222	58

TABLE 9.—GENERAL STATISTICS FOR

Group No.	INDUSTRY	*Number of establishments	*Pro- pri- tors and firm mem- bers	*PERSONS EMPLOYED IN MANUFACTURING ESTABLISHMENTS 1						
				Total 2	Salaried officers of corporations 3	Manufacturing		Distri- bution	Con- struction	Other
						Salaried employ- ees 4	Wage earners (average for year) 5			
SCRANTON-WILKES-BARRE INDUSTRIAL AREA—Continued										
1 9	Drugs and medicines (including drug grinding).....	3		16	3	3	10			
2 9	Explosives.....	4		188		25	163			
3 14	Fabricated structural steel and ornamental metal work, made in plants not operated in connection with rolling mills.....	7	3	95	9	13	72	1		
4 8	General commercial (job) printing.....	40	34	533	24	69	434	6		
5 14	Gray-iron and semisteel castings.....	7	5	88	7	1	80			
6 9	Grease and tallow (except lubricating greases).....	4	2	34		4	30			
7 4	House dresses, uniforms, and aprons—made in contract factories.....	3	3	298	1	9	286	2		
8 1	Ice cream and ices.....	18	10	215	12	22	84	94	1	2
9 1	Ice, manufactured.....	9	5	42	6	6	29	1		
10 17	Industrial machinery, not elsewhere classified.....	3	2	67	3	8	56			
11 3	Knitted underwear.....	4	1	687	2	35	648	2		
12 3	Lace goods.....	3		1,632	7	143	1,401	81		
13 17	Machine-shop products, not elsewhere classified.....	8	5	171	3	24	140	3		1
14 17	Machine-shop repairs.....	4	4	125	1	8	116			
15 1	Malt liquors.....	10		719	24	70	408	162	48	12
16 6	Mattresses and bedsprings.....	4	3	63	2	6	50	5		
17 1	Meat packing, wholesale.....	3	1	61	3	4	45	9		
18 4	Men's and boys' hats and caps (except felt and straw).....	6	6	83	2	5	71	6		
19 4	Men's and boys' shirts (except work shirts), collars, and nightwear—made in inside factories or by jobbers engaging contractors.....	3	3	1,610	1	42	1,546	8	5	8
20 17	Mining machinery and equipment.....	4	2	449	8	32	348	61		
21 18	Motor vehicles, motor-vehicle bodies, parts and accessories.....	3	2	14	1		10	3		
22 8	Newspapers: publishing and printing.....	21	16	1,157	23	332	488	314		
23 1	Nonalcoholic beverages.....	36	49	294	1	30	100	159		4
24 9	Paints, varnishes, and lacquers.....	3	2	17	4	1	7	5		
25 7	Paperboard containers and boxes not elsewhere classified.....	4	4	76	4	4	65	1	2	
26 8	Photoengraving, not done in printing establishments (including preparation of plates).....	4	5	19	2	5	11	1		
27 5	Planing mills not operated in conjunction with sawmills.....	11	7	82	4	10	63	5		
28 1	Prepared feeds (including mineral) for animals and fowls.....	4	2	35	2	6	17	10		
29 3	Rayon broad woven goods—contract factories.....	4	1	359	2	11	346			
30 3	Rayon broad woven goods—regular factories or jobbers engaging contractors.....	6	2	2,388	1	181	2,206			
31 3	Rayon throwing and spinning—contract factories.....	9	2	1,188	6	39	1,140	3		
32 3	Rayon yarn and thread, spun or thrown—regular factories or jobbers engaging contractors.....	3		930	5	43	882			
33 1	Sausages, prepared meats, and other meat products—not made in meat-packing establishments.....	9	6	161		11	132	17	1	
34 5	Sawmills, veneer mills, and cooperage-stock mills, including those combined with logging camps and with planing mills.....	5	6	21		1	20			
35 20	Signs, advertising displays, and advertising novelties.....	3	3	14			11	2		
36 3	Silk broad woven goods—regular factories or jobbers engaging contractors.....	5		1,112	1	63	1,048			
37 3	Silk throwing and spinning—contract factories.....	22	11	4,810	20	183	4,601	6		
38 3	Silk yarn and thread, spun or thrown—regular factories or jobbers engaging contractors.....	3	1	744	2	41	701			
39 14	Stamped and pressed metal products (except automobile stampings).....	5	1	433	13	69	329	21		1
40 14	Stoves, ranges, water heaters, and hot-air furnaces (except electric).....	3		211	8	20	181	2		
41 17	Textile machinery.....	9	6	244	10	18	189	18		9
42 4	Trousers (semidress), wash suits, and washable service apparel.....	10	9	1,640	9	40	1,569	19	3	
43 4	Women's and misses' dresses (except house dresses)—made in contract factories.....	3	4	308	3	7	293	4	1	
44 4	Work clothing (except work shirts), sport garments (except leather), and other men's and boys' apparel, not elsewhere classified.....	6	5	484	7	22	433	20		2
45	Other industries 6.....	150	69	11,806	125	871	10,516	259	24	11
OTHER INDUSTRIES, BY INDUSTRY GROUPS 7										
46 1	Food and kindred products.....	9		178	4	20	139	14	1	
47 3	Textile-mill products and other fiber manufactures.....	16	2	2,083	10	120	1,948	5		
48 4	Apparel and other finished products made from fabrics and similar materials.....	24	18	2,379	12	107	2,224	85	1	
49 6	Furniture and finished lumber products.....	11	8	354	9	27	305	13		
50 9	Chemicals and allied products.....	14	2	333	10	43	266	14		
51 12	Leather and leather products.....	3	3	252		27	224	1		
52 13	Stone, clay, and glass products.....	6	2	135	11	5	107	9	3	
53 14	Iron and steel and their products, except machinery.....	10	2	1,365	8	117	1,208	80		2
54 16	Electrical machinery.....	4	2	64	1	10	50	3		
55 17	Machinery (except electrical).....	23	16	951	31	84	745	82		9
56 2	Tobacco manufactures.....	7	2	2,504	10	209	2,250	29		
57 8	Printing, publishing, and allied industries.....	10	3	417	9	54	351	3		
58 15	Nonferrous metals and their products.....	3	4	12			12			
59 20	Miscellaneous industries.....	5	1	706	10	44	614	19	19	
60 6	Lumber and timber basic products.....	2								
61 7	Paper and allied products.....	1								
62 10	Products of petroleum and coal.....	2		73		4	67	2		

*As the figures for number of establishments and for personnel for those industries for which monetary items are withheld are given for the individual industries and are also included in the "Other industries" figures, the sums of the figures are larger than the corresponding totals shown for "All industries" for the industrial areas.

¹ See heading to table 3 and GENERAL EXPLANATIONS—Persons engaged—general classification.

² Figures do not include data for personnel of central-administrative offices.

³ Each of the averages in the "Wage earners" column is correct to the nearest unit, despite the fact that the averages for the several industries do not add exactly to the 1939 average for all industries. See GENERAL EXPLANATIONS—Wage earners and wages.

⁴ and ⁵ To avoid disclosing exact or approximate data for individual establishments, the data for certain establishments located outside the areas have been included in the figures for the industries to which these footnotes are indexed. Data for these establishments are not, however, included in the totals for the areas.

⁶ 1 establishment.

⁷ 2 establishments.

PENNSYLVANIA

899

INDUSTRIAL AREAS, BY INDUSTRIES: 1939—Continued

SALARIES AND WAGES							COST OF MATERIALS, SUPPLIES, FUEL, PURCHASED ELECTRIC ENERGY, AND CONTRACT WORK					Value of products	Value added by manufacture ¹		
Total ²	Salaries of officers of corporations ³	Manufacturing		Distribution	Construction	Other	Total	Materials and supplies	Fuel	Purchased electric energy	Contract work				
		Salaries ⁴	Wages												
SCRANTON-WILKES-BARRE INDUSTRIAL AREA—Continued															
Dollars (⁵) (⁶)	Dollars (⁵) (⁶)	Dollars (⁵) (⁶)	Dollars (⁵) (⁶)	Dollars (⁵) (⁶)	Dollars (⁵) (⁶)	Dollars (⁵) (⁶)	Dollars (⁵) (⁶)	Dollars (⁵) (⁶)	Dollars (⁵) (⁶)	Dollars (⁵) (⁶)	Dollars (⁵) (⁶)	Dollars (⁵) (⁶)	Dollars (⁵) (⁶)		
120,424	23,895	26,156	78,345	1,028			214,953	210,329	696	3,928		412,613	197,660		
888,257	105,528	116,637	600,092	0,000			1,334,956	1,282,735	6,707	31,552	13,962	2,731,778	1,396,822		
108,644	22,262	523	85,859				94,970	81,145	10,421	3,404		231,021	136,051		
35,123		5,070	29,453				99,147	80,587	7,067	2,435	58	155,585	56,438		
252,091	55,382	26,030	81,221	87,078	1,495	1,479	796,149	753,409	8,961	33,779		1,487,621	691,472		
55,347	11,400	6,841	35,700	1,346			54,262	13,405	2,123	38,734		191,961	137,699		
82,468	6,800	14,307	61,361				64,775	59,916	1,654	3,205		214,993	150,218		
513,101	3,172	50,306	457,363	2,260			1,140,953	1,120,301	8,009	12,643		2,064,788	923,835		
2,569,909	120,699	240,866	2,033,420	174,924			1,794,677	1,744,493	49,982	202		5,997,474	4,202,797		
178,523	4,950	35,341	137,150	962		120	266,045	255,013	3,506	7,157	369	586,088	320,043		
1,640,795	230,781	159,358	826,515	397,203	2,136	18,802	1,875,024	1,734,742	112,470	27,812		6,111,787	4,236,763		
68,131	7,600	9,244	44,472	6,815			142,701	139,946	798	1,957		265,612	123,111		
71,527	14,865	7,780	40,834	8,048			1,369,003	1,307,124	3,485	8,394		1,517,942	148,939		
59,097	4,818	4,440	42,819	7,511			81,009	78,721	139	2,149		174,118	93,109		
1,249,382	22,100	83,698	1,124,872	5,187	9,048	4,577	3,303,120	3,037,742	7,681	16,535	241,162	5,354,083	2,050,963		
16,183	1,113		11,514	3,550			117,673	16,831	300	542		48,516	30,843		
1,923,406	140,155	538,939	926,733	311,581			887,676	672,564	13,667	36,551	164,594	3,925,474	3,037,798		
340,262	4,812	40,417	104,246	188,574	5,044	6,109	731,383	710,379	8,231	12,773		1,666,708	935,325		
18,200	8,562	900	4,706	4,332			78,049	76,608	558	883		118,096	40,047		
69,433	7,074	6,165	50,447	2,410	2,737		105,311	93,533	10,118	1,660		196,002	90,691		
30,337	6,380	4,911	18,774	272			12,859	8,121	30	1,987	2,721	74,715	61,856		
100,307	8,300	13,101	73,402	5,594			148,183	146,190	5,444	5,711	838	302,379	144,196		
58,306	4,421	8,065	13,023	12,797			185,638	182,377	27	3,134		250,525	64,987		
209,097	7,100	20,160	242,437				41,695	16,904	2,884	17,477	4,430	421,823	380,128		
2,019,462	10,800	280,814	1,727,848				4,832,229	4,505,566	30,208	119,356	177,099	7,887,102	3,054,873		
709,989	29,094	62,295	670,660	7,940			260,348	122,594	10,649	108,801	18,304	1,261,753	1,001,405		
589,563	5,720	53,004	530,839				2,154,036	2,000,887	16,012	93,139	43,998	3,238,811	1,034,775		
187,604		18,444	142,857	24,884	1,419		1,720,859	1,700,498	9,061	11,300		2,002,884	282,025		
13,117		1,169	11,948				14,619	13,046	1,489	84		47,998	33,379		
19,256		1,040	15,796	2,420			13,690	12,232	253	1,205		48,641	34,951		
3,162,323	100,393	272,784	2,773,632	15,464			1,596,461	1,016,964	34,501	377,213	167,783	6,210,327	4,613,866		
717,081	81,320	125,766	460,779	47,853		1,363	963,487	926,338	15,678	21,471		2,111,755	1,148,268		
268,799	81,804	34,762	196,633	5,540			146,718	128,630	11,167	9,921		545,552	398,834		
969,381	46,432	46,389	855,874	17,152	3,534		2,364,903	1,894,272	6,791	12,434	451,406	4,612,343	2,247,440		
361,064	23,502	22,261	272,870	40,634		1,797	729,432	721,638	2,207	5,587		1,227,309	497,877		
11,418,562	551,806	1,366,977	9,011,468	440,733	36,794	10,724	29,504,477	28,333,670	414,328	416,337	340,142	53,397,230	23,892,753		
188,961	11,216	23,229	128,032	24,444	2,040		1,431,492	1,336,693	38,255	56,023	521	1,935,540	504,048		
1,717,256	44,644	176,865	1,489,797	5,950			7,166,630	6,899,768	44,985	101,335	120,542	10,049,821	2,883,191		
1,832,756	95,510	191,800	1,460,059	83,387	2,000		4,166,936	3,979,135	8,053	27,015	162,733	7,336,762	3,169,826		
386,032	27,320	41,358	295,227	22,127			693,745	675,107	5,190	10,814	2,634	1,232,656	538,911		
526,790	40,308	98,764	366,685	20,063			1,877,864	1,805,765	37,437	34,662		3,464,433	1,586,569		
144,891		19,748	123,143	2,000			327,326	324,286		3,040		676,473	349,147		
163,053	23,673	11,817	111,267	12,850	3,437		107,980	47,727	40,899	19,354		299,060	191,080		
1,762,445	27,984	212,269	1,483,213	36,757		2,242	4,547,721	4,361,978	131,653	54,090		10,158,270	5,610,549		
80,512	1,500	27,031	46,445	5,536			113,623	106,266	1,563	5,794		234,867	121,244		
1,228,445	115,235	160,681	813,198	130,849		8,482	1,722,975	1,658,533	42,135	21,044	1,263	3,260,565	1,537,590		
3,388,421	164,496	403,415	2,694,402	96,791	29,317		7,348,155	7,138,412	64,158	83,166	62,449	14,748,783	7,400,598		

¹ Value of products less cost of materials, supplies, fuel, purchased electric energy, and contract work. See GENERAL EXPLANATIONS—Value added by manufacture.
² Figures omitted have been withheld to avoid disclosing exact or approximate data for individual establishments; they are included in the "Other industries" figures.
³ For numbers of establishments and of wage earners in individual industries, see table 12.

TABLE 10.—GENERAL STATISTICS FOR CITIES HAVING 100,000 OR MORE INHABITANTS, BY INDUSTRIES, AND PERSONNEL STATISTICS FOR ERIE: 1939

[This table presents, for each city in the State having 100,000 or more inhabitants, except Erie, separate figures for each industry for which it is possible to publish such figures without disclosing exact or approximate data for individual establishments, and gives statistics for the remaining industries both in combination ("Other industries") and by industry groups. Certain of the industries for which combined figures are given, however, reported larger numbers of wage earners or larger values of products than some of those shown separately. No data for nonmanufacturing personnel, except salaried officers of corporations, are included in this table]

Group No.	INDUSTRY	*Num-ber of estab-lish-ments	*Pro-pri-ors and firm mem-bers	*Sal-aries of officers of cor-pora-tions ¹	*Sal-aries of em-ployees ¹	*Wage earners (average for year) ¹	Salaries of officers of cor-pora-tions ¹	Salaries of em-ployees ¹	Wages	Cost of materials, sup-plies, fuel, purchased electric energy, and contract work	Value of products	Value added by manufac-ture ²
ERIE												
	All industries, total.....	236	137	250	1,939	13,355	(³)	(³)	(³)	(³)	(³)	(³)
PHILADELPHIA												
	All industries, total.....	4,511	3,606	3,860	24,393	196,356	\$24,603,506	\$47,761,551	\$231,601,380	\$766,035,636	\$1,418,256,304	\$652,220,668
13	Abrasive wheels, stones, paper, cloth, and related products.....	5	-----	10	74	332	(³)	(³)	(³)	(³)	(³)	(³)
3	Batting, padding, and wadding; upholstery filling.....	5	2	8	22	271	91,830	38,122	265,887	1,246,309	2,090,787	844,478
4	Belts (apparel), regardless of material.....	6	10	-----	15	190	26,740	128,417	411,501	737,364	325,863	325,863
14	Biscuit, crackers, and pretzels.....	16	17	17	114	1,328	103,273	200,796	1,398,632	3,745,022	9,203,957	5,618,935
	Bolts, nuts, washers, and rivets—made in plants not operated in connection with rolling mills.....	4	1	5	46	109	29,225	69,213	203,095	447,569	1,008,006	560,437
8	Bookbinding and related industries.....	55	48	34	80	929	137,853	131,678	849,026	579,790	2,352,050	1,772,260
8	Books: printing without publishing.....	30	22	30	65	465	124,281	130,324	619,772	731,197	2,168,153	1,426,956
8	Books: publishing and printing.....	7	2	15	269	690	216,014	430,866	1,019,161	2,064,593	6,508,275	4,443,682
8	Books: publishing without printing.....	14	7	13	81	14	66,963	117,103	23,025	359,332	1,004,607	645,275
1	Bread and other bakery products (except biscuit, crackers, and pretzels).....	416	432	30	451	6,762	146,239	879,477	9,428,934	18,369,739	42,479,079	24,110,240
20	Brooms.....	6	8	-----	1	35	-----	(³)	(³)	(³)	(³)	(³)
1	Candy and other confectionery products.....	61	46	59	167	3,323	408,785	284,222	2,993,373	9,173,075	18,386,981	9,213,906
1	Cane-sugar refining.....	3	-----	14	236	2,016	131,300	524,976	2,554,246	49,990,896	59,941,226	9,950,330
1	Canned and dried fruits and vegetables (including canned soups).....	4	3	2	-----	44	5,720	-----	25,171	182,625	220,039	43,514
4	Canvas products (except bags).....	17	15	12	30	244	52,761	51,844	214,759	777,760	1,333,033	555,273
3	Carpets and rugs, wool.....	12	1	30	311	2,698	(³)	(³)	(³)	(³)	(³)	(³)
3	Carpet yarn, woolen and worsted.....	12	4	21	62	804	(³)	(³)	(³)	(³)	(³)	(³)
6	Caskets, coffins, burial cases, and other morticians' goods.....	15	10	15	29	249	65,222	50,540	260,253	479,282	1,482,549	1,003,267
9	Chemicals not elsewhere classified.....	20	4	16	328	1,684	(³)	(³)	(³)	(³)	(³)	(³)
4	Children's and infants' wear not elsewhere classified—made in inside factories or by jobbers engaging contractors.....	7	6	3	13	473	4,620	9,883	375,117	597,117	1,188,994	591,877
4	Children's coats—made in inside factories or by jobbers engaging contractors.....	3	2	2	4	73	(³)	(³)	(³)	(³)	(³)	(³)
4	Children's dresses—made in contract factories.....	7	8	-----	6	247	-----	4,501	125,770	52,225	280,187	233,962
4	Children's dresses—made in inside factories or by jobbers engaging contractors.....	16	11	14	180	2,221	226,475	251,877	1,694,608	2,528,027	6,965,932	4,437,905
2	Cigars.....	31	23	19	324	7,410	(³)	(³)	(³)	(³)	(³)	(³)
9	Cleaning and polishing preparations, blackings, and dressings.....	16	8	25	29	141	(³)	(³)	(³)	(³)	(³)	(³)
3	Cloth sponging and miscellaneous special finishing.....	10	4	6	27	200	27,504	51,991	261,328	236,261	872,044	635,783
4	Coats, suits, and skirts (except fur coats)—made in inside factories or by jobbers engaging contractors.....	27	34	11	41	624	(³)	(³)	(³)	(³)	(³)	(³)
9	Compressed and liquefied gases—not made in petroleum refineries or in natural-gasoline plants.....	5	-----	1	17	146	10,000	26,606	227,118	425,694	1,509,652	1,083,988
13	Concrete products.....	11	6	9	20	102	54,725	36,594	117,249	1,429,637	2,568,530	1,136,893
7	Converted paper products not elsewhere classified.....	14	5	22	72	487	163,387	89,587	431,015	1,501,872	2,905,162	1,408,290
6	Cooperage.....	7	5	5	7	104	(³)	(³)	(³)	(³)	(³)	(³)
3	Cotton broad woven goods.....	29	12	32	108	1,642	288,004	213,429	1,793,754	5,109,715	8,408,703	3,299,048
3	Cotton narrow fabrics.....	17	7	27	117	1,553	217,995	146,644	1,313,659	2,301,855	5,022,946	2,721,091
3	Cotton yarn.....	8	11	2	25	254	7,220	48,137	213,331	1,230,081	1,723,664	493,633
4	Curtains, draperies, and bedspreads—made in regular factories or by jobbers engaging contractors.....	10	12	6	29	498	(³)	(³)	(³)	(³)	(³)	(³)
14	Cutlery (except aluminum, silver, and plated cutlery) and edge tools.....	6	7	5	8	78	7,003	11,988	77,789	61,998	209,437	147,439
20	Dental equipment and supplies.....	19	9	16	119	1,011	128,926	322,151	1,105,700	778,377	3,547,169	2,768,792
7	Die-cut paper and paperboard, and converted cardboard.....	11	8	24	40	271	101,512	60,839	295,047	845,707	1,794,373	948,666
9	Drugs and medicines (including drug grinding).....	41	7	68	495	1,673	(³)	(³)	(³)	(³)	(³)	(³)
3	Dyeing and finishing cotton, rayon, silk, and linen textiles.....	29	11	45	194	1,907	409,582	385,193	2,216,396	6,430,372	11,759,725	5,329,353

See footnotes at end of table.

PENNSYLVANIA

901

TABLE 10.—GENERAL STATISTICS FOR CITIES HAVING 100,000 OR MORE INHABITANTS, BY INDUSTRIES, AND PERSONNEL STATISTICS FOR ERIE: 1939—Continued

Group No.	INDUSTRY	*Number of establishments	*Pro-prietors and firm members	*Salaried officers of corporations	*Salaried employees	*Wage earners (average for year)	Salaries of officers of corporations	Salaries of employees	Wages	Cost of materials, supplies, fuel, purchased electric energy, and contract work	Value of products	Value added by manufacture
PHILADELPHIA—Continued												
15	Electroplating, plating, and polishing	19	21	12	24	197	\$31,765	\$32,260	\$186,194	\$137,912	\$576,124	\$438,212
17	Elevators, escalators, and conveyors	11	4	14	98	835	(²)	(²)	(²)	(²)	(²)	(²)
4	Embroideries, other than Schiffli-machine products—contract factories	9	10	—	3	118	—	3,748	98,764	38,681	202,978	164,297
4	Embroideries: Schiffli-machine products	6	6	5	5	74	6,737	6,398	56,032	74,949	204,733	129,784
14	Enameled-iron sanitary ware and other plumbers' supplies (not including pipe and vitreous and semivitreous china sanitary ware)	15	7	15	68	316	49,298	118,909	418,080	851,098	1,705,262	854,164
8	Engraving (steel, copperplate, and wood); plate printing	26	19	23	112	755	(²)	(²)	(²)	(²)	(²)	(²)
20	Fabricated plastic products, not elsewhere classified	3	4	3	6	58	(²)	(²)	(²)	(²)	(²)	(²)
14	Fabricated structural steel and ornamental metal work, made in plants not operated in connection with rolling mills	32	19	27	57	437	83,054	87,026	563,873	1,773,685	3,193,038	1,419,353
20	Feathers, plumes, and artificial flowers	8	7	5	18	288	51,691	22,734	197,578	339,846	873,540	533,694
9	Fertilizers	3	—	3	33	314	(²)	(²)	(²)	(²)	(²)	(²)
7	Fiber cans, tubes, and similar products	7	5	6	7	132	(²)	(²)	(²)	(²)	(²)	(²)
14	Files	4	—	4	51	680	20,220	164,973	825,874	544,060	2,453,209	1,909,149
1	Flavoring extracts and flavoring sirups, not elsewhere classified	18	7	19	35	95	(²)	(²)	(²)	(²)	(²)	(²)
1	Food preparations, not elsewhere classified	27	18	24	22	161	(²)	(²)	(²)	(²)	(²)	(²)
17	Food-products machinery	13	4	13	34	219	47,577	53,441	247,596	412,700	1,053,740	641,040
12	Footwear (except rubber)	19	17	24	151	1,781	106,005	226,412	1,687,888	2,510,650	5,718,974	3,208,324
14	Forgings, iron and steel—made in plants not operated in connection with rolling mills	6	—	14	60	417	115,255	130,195	551,109	858,408	2,395,245	1,536,837
4	Fur coats and other fur garments, accessories, and trimmings	27	31	3	6	78	22,400	3,422	158,598	440,377	882,950	436,573
20	Furs, dressed and dyed	3	7	—	2	40	—	(²)	(²)	(²)	(²)	(²)
14	Galvanizing and other coating—carried on in plants not operated in connection with rolling mills	3	1	5	12	246	(²)	(²)	(²)	(²)	(²)	(²)
20	Games and toys (except dolls and children's vehicles)	13	15	7	28	261	27,174	39,552	160,911	653,565	1,155,448	501,883
8	General commercial (job) printing	285	274	172	685	4,257	831,391	1,044,350	5,730,989	6,913,512	20,032,348	13,118,836
16	Generating, distribution, and industrial apparatus, and apparatus for incorporation in manufactured products, not elsewhere classified	13	7	20	1,189	2,051	(²)	(²)	(²)	(²)	(²)	(²)
9	Glue and gelatin	5	2	8	13	151	(²)	(²)	(²)	(²)	(²)	(²)
15	Gold and silver leaf and foil	3	4	—	7	141	—	(²)	(²)	(²)	(²)	(²)
14	Gray-iron and semisteel castings	10	5	17	31	357	69,679	53,142	475,062	407,042	1,080,073	673,031
9	Grease and tallow (except lubricating greases)	5	—	10	33	288	61,515	67,814	339,843	2,510,599	3,747,729	1,237,180
8	Greeting cards (except hand-painted)	9	6	12	50	575	108,625	76,671	438,711	704,389	1,769,775	1,065,386
20	Hair work	3	3	—	2	7	—	1,720	5,789	4,132	17,667	13,535
20	Hand stamps, stencils, and brands	16	20	9	23	173	25,628	34,704	172,336	162,975	585,955	422,980
14	Hardware not elsewhere classified	12	8	10	52	321	103,578	93,628	457,344	1,004,261	2,190,206	1,185,945
14	Heating and cooking apparatus, except electric, not elsewhere classified	6	3	4	57	376	(²)	(²)	(²)	(²)	(²)	(²)
3	Hosiery—full-fashioned	63	31	87	382	9,340	483,679	777,200	10,523,301	11,488,035	27,872,714	16,384,678
3	Hosiery—seamless	15	14	14	83	694	69,485	120,471	725,318	1,370,168	2,722,200	1,352,032
4	House dresses, uniforms, and aprons—made in contract factories	17	21	—	3	267	—	4,380	144,701	11,600	223,451	211,761
6	Household furniture, except upholstered	37	30	24	56	906	128,966	130,512	600,489	2,715,651	4,612,999	1,897,348
1	Ice cream and ices	30	22	6	63	607	40,580	132,811	739,402	7,341,414	16,631,606	9,280,192
1	Ice, manufactured	36	2	24	68	288	91,207	132,891	385,369	454,349	2,444,977	1,900,625
12	Industrial leather belting and packing leather	13	8	5	35	215	24,280	71,095	252,769	1,079,497	2,035,592	956,065
9	Insecticides, fungicides, and related industrial and household chemical compounds	24	19	13	31	96	35,784	48,449	103,154	712,275	1,587,936	875,661
20	Jewelry cases and instrument cases	6	6	1	13	89	3,200	21,786	61,254	125,941	304,986	179,045
15	Jewelry (precious metals)	23	33	7	42	229	46,525	64,949	262,678	688,574	1,428,144	739,570
3	Knitted cloth	10	7	18	96	655	253,360	233,136	920,763	3,056,213	5,270,782	2,214,569
3	Knitted outerwear (except knit gloves)—contract factories	5	4	1	3	61	4,065	2,521	50,147	1,402	77,896	76,494
3	Knitted outerwear (except knit gloves)—regular factories or jobbers engaging contractors	59	51	69	201	3,236	305,996	342,887	2,970,273	9,620,813	17,318,616	7,697,803
3	Knitted underwear	3	2	5	22	493	36,850	37,031	387,060	663,517	1,430,563	767,076
3	Lace goods	4	—	18	189	1,263	157,327	299,210	1,378,233	1,332,497	4,339,703	3,067,296
20	Lamp shades	16	10	10	22	457	29,230	25,225	248,785	633,213	1,172,893	539,680
15	Lapidary work	7	9	—	14	—	—	—	20,879	130,703	213,038	82,335
12	Leather goods not elsewhere classified	5	8	—	1	50	—	3,000	30,943	21,878	80,119	55,741

See footnotes at end of table.

TABLE 10.—GENERAL STATISTICS FOR CITIES HAVING 100,000 OR MORE INHABITANTS, BY INDUSTRIES, AND PERSONNEL STATISTICS FOR ERIE: 1939—Continued

Group No.	INDUSTRY	*Num- ber of estab- lish- ments	*Pro- pri- etors and firm mem- bers	*Sal- aried officers of cor- pora- tions ¹	*Sal- aried em- ployees ¹	*Wage earners (average for year) ¹	Salaries of officers of corpora- tions ¹	Salaries of em- ployees ¹	Wages	Cost of ma- terials, sup- plies, fuel, purchased electric energy, and contract work	Value of products	Value added by manufac- ture ¹
PHILADELPHIA—Continued												
12	Leather: tanned, curried, and finished— regular factories or jobbers engaging contractors.....	18	2	42	198	3,732	(²)	(²)	(²)	(²)	(²)	(²)
15	Lighting fixtures.....	36	31	27	68	940	\$130,178	\$109,132	\$920,489	\$2,010,706	\$5,044,359	\$2,427,053
8	Lithographing and photo-lithographing (including preparation of stones or plates and dry transfers).....	26	19	43	172	1,080	(²)	(²)	(²)	(²)	(²)	(²)
8	Machine and hand typesetting (includ- ing advertisement typesetting).....	23	22	21	51	338	(²)	(²)	(²)	(²)	(²)	(²)
17	Machine-shop products, not elsewhere classified.....	68	44	82	261	1,187	438,313	469,507	1,572,630	3,582,015	8,448,688	4,866,073
17	Machine-shop repairs.....	26	32	10	16	123	39,963	31,018	152,455	188,143	555,338	367,195
17	Machine-tool and other metalworking machinery accessories, metal-cutting and shaping tools, and machinists' precision tools.....	22	24	11	40	327	44,280	82,185	520,132	361,279	1,409,413	1,048,134
1	Malt liquors.....	12	3	25	98	655	520,755	240,187	1,190,268	4,885,505	14,957,139	10,071,634
6	Mattresses and bedsprings.....	27	27	16	27	294	49,359	38,000	315,482	1,305,350	2,208,427	903,071
1	Meat packing, wholesale.....	22	16	35	151	1,585	202,888	267,348	2,134,652	27,914,840	84,515,406	6,600,020
17	Mechanical power-transmission equip- ment.....	19	9	40	440	2,279	400,267	969,313	3,403,276	4,249,242	15,398,868	11,149,026
4	Men's and boys' shirts (except work shirts), collars, and nightwear— made in contract factories.....	4	4	2	4	207	3,875	4,136	110,348	12,318	166,958	154,640
4	Men's and boys' shirts (except work shirts), collars, and nightwear— made in inside factories or by jobbers engaging contractors.....	26	23	24	103	1,929	170,544	170,045	1,472,796	4,341,609	7,331,941	2,990,242
4	Men's and boys' suits, coats, and over- coats (except work clothing)—made in contract factories.....	78	113	16	95	4,818	66,580	149,960	4,945,138	560,701	6,570,836	6,010,135
4	Men's and boys' suits, coats, and over- coats (except work clothing)—made in inside factories or by jobbers engaging contractors.....	120	136	114	510	7,988	839,547	913,650	9,308,447	40,565,844	59,942,657	19,376,813
4	Men's and boys' underwear—made in inside factories or by jobbers engag- ing contractors.....	3	2	3	9	132	(²)	(²)	(²)	(²)	(²)	(²)
4	Men's neckwear—made in inside fac- tories or by jobbers engaging con- tractors.....	21	21	14	27	428	(²)	(²)	(²)	(²)	(²)	(²)
17	Metalworking machinery and equip- ment, not elsewhere classified.....	3	10	15	112	67,000	30,864	148,039	126,130	529,736	403,606	403,606
4	Millinery.....	14	14	14	22	486	63,198	20,273	469,251	983,557	1,827,568	844,011
13	Minerals and earths, ground or other- wise treated.....	3	3	6	43	(²)	(²)	(²)	(²)	(²)	(²)	(²)
13	Mirrors and other glass products made of purchased glass.....	25	23	11	23	314	34,848	41,886	367,218	750,733	1,542,348	785,015
20	Miscellaneous fabricated products not elsewhere classified.....	14	12	9	18	310	22,723	28,749	254,479	355,165	978,390	623,231
4	Miscellaneous fabricated textile prod- ucts not elsewhere classified.....	15	15	13	19	169	31,604	24,323	127,889	309,257	763,611	364,354
20	Models and patterns (except paper patterns).....	13	17	6	10	92	(²)	(²)	(²)	(²)	(²)	(²)
13	Monuments, tombstones, cut-stone, and stone products not elsewhere classified.....	18	18	5	17	83	11,775	28,744	101,148	161,132	433,036	271,904
18	Motor vehicles, motor-vehicle bodies, parts and accessories.....	24	23	41	640	5,904	(²)	(²)	(²)	(²)	(²)	(²)
8	Newspapers: publishing and printing.....	19	15	25	1,372	2,703	326,178	3,191,020	5,108,186	9,310,666	31,527,770	22,217,104
8	Newspapers: publishing without print- ing.....	13	8	3	68	22	8,340	68,214	42,314	211,418	459,627	248,209
1	Nonalcoholic beverages.....	56	44	30	55	384	165,285	85,936	412,608	2,902,780	7,017,783	4,115,008
15	Nonferrous metal foundries (except aluminum).....	20	18	19	22	277	(²)	(²)	(²)	(²)	(²)	(²)
15	Nonferrous metal products not else- where classified.....	11	7	8	28	180	(²)	(²)	(²)	(²)	(²)	(²)
6	Office furniture.....	5	4	9	23	227	82,213	43,086	281,547	377,273	1,122,908	745,635
9	Paints, varnishes, and lacquers.....	53	27	70	358	1,267	400,076	729,902	2,083,365	15,863,900	28,473,124	10,109,224
7	Paper and paperboard mills.....	4	1	7	196	1,368	94,294	440,006	1,854,725	5,510,520	9,921,432	4,410,912
7	Paper bags, except those made in paper mills.....	5	5	5	59	578	121,900	132,684	583,371	2,392,160	4,429,278	2,037,118
7	Paperboard containers and boxes not elsewhere classified.....	66	45	82	218	2,898	487,320	357,469	2,634,037	7,244,926	13,977,053	6,732,127
6	Partitions, shelving, cabinet work, and office and store fixtures.....	37	24	36	78	690	155,999	116,235	971,078	1,309,929	3,258,167	1,048,238
9	Perfumes, cosmetics, and other toilet preparations.....	13	10	13	25	149	51,921	30,096	124,327	709,188	1,206,111	496,923
8	Periodicals: publishing and printing.....	23	7	29	1,208	2,911	(²)	(²)	(²)	(²)	(²)	(²)
8	Periodicals: publishing without print- ing.....	52	13	36	327	21	186,602	548,301	22,380	3,647,572	7,796,004	4,148,432

See footnotes at end of table.

PENNSYLVANIA

903

TABLE 10.—GENERAL STATISTICS FOR CITIES HAVING 100,000 OR MORE INHABITANTS, BY INDUSTRIES, AND PERSONNEL STATISTICS FOR ERIE: 1939—Continued

Group No.	INDUSTRY	*Num-ber of estab-lish-ments	*Pro-prietors and firm mem-bers	*Sal-aries of officers of cor-pora-tions ¹	*Sal-aries of em-ployees ¹	*Wage earners (average for year) ¹	Salaries of officers of cor-pora-tions ¹	Salaries of em-ployees ¹	Wages	Cost of ma-terials, sup-plies, fuel, purchased electric energy, and contract work	Value of products	Value added by manufac-ture ²
PHILADELPHIA—Continued												
1	Pickled fruits and vegetables and vege-table sauces and seasonings ³	15	16	6	38	229	\$21,635	\$63,905	\$210,491	\$1,680,410	\$2,473,497	\$893,087
5	Planing mills not operated in conjunc-tion with sawmills	29	22	31	97	545	138,292	144,779	651,158	1,635,387	3,369,977	1,734,590
14	Power boilers and associated products	8	1	21	27	392	106,708	43,411	561,988	1,091,194	2,236,318	1,145,124
1	Prepared feeds (including mineral) for animals and fowls	4		9	12	54	38,865	11,058	49,460	956,490	1,310,613	354,123
9	Printing ink ⁴	15	7	13	106	328	125,794	235,245	432,030	2,756,914	4,320,753	1,563,839
17	Pumping equipment and air com-pressors	4	3	6	4	20	(⁵)	(⁵)	(⁵)	(⁵)	(⁵)	(⁵)
3	Rayon narrow fabrics	8	7	6	28	522	41,619	48,294	439,841	604,963	1,631,312	1,026,329
3	Rayon, throwing and spinning—con-tract factories	3	2	2	1	17	6,944	702	12,929	24,087	46,569	22,482
3	Rayon yarn and thread, spun or thrown—regular factories or jobbers engaging contractors	4	3	8	17	179	32,770	27,316	149,414	1,077,836	1,504,483	426,047
4	Robes, lounging garments, and dressing gowns ⁶	7	7	1	16	246	4,572	20,515	139,010	648,812	916,590	267,778
10	Roofing, built-up and roll; asphalt shingles; roof coating (except paint)	3	1	1	22	232	(⁵)	(⁵)	(⁵)	(⁵)	(⁵)	(⁵)
11	Rubber products not elsewhere classi-fied	13	3	23	180	1,032	(⁵)	(⁵)	(⁵)	(⁵)	(⁵)	(⁵)
1	Salad dressings	7	6	2	12	88	13,000	16,828	74,622	528,014	765,021	227,007
1	Sausages, prepared meats, and other meat products—not made in meat-packing establishments	25	18	22	82	625	(⁵)	(⁵)	(⁵)	(⁵)	(⁵)	(⁵)
14	Screw-machine products and wood screws	8	11	2	13	99	(⁵)	(⁵)	(⁵)	(⁵)	(⁵)	(⁵)
15	Secondary smelting and refining of nonferrous metals, not elsewhere classified	4	6	3	9	130	42,700	21,702	138,478	1,865,537	2,356,164	490,617
15	Sheet-metal work not specifically classified	39	30	24	52	455	105,855	82,812	615,761	1,727,891	3,305,509	1,577,918
19	Shipbuilding and ship repairing	6	1	12	18	245	77,986	40,776	276,192	206,158	830,210	624,052
20	Signs, advertising displays, and adver-tising novelties ⁷	45	44	19	39	436	56,355	53,032	479,708	864,151	2,092,629	1,228,478
3	Silk narrow fabrics	4	3	2	14	232	7,161	32,418	227,096	521,980	923,148	401,168
9	Soap and glycerin	12	9	15	58	422	(⁵)	(⁵)	(⁵)	(⁵)	(⁵)	(⁵)
20	Sporting and athletic goods not else-where classified	6	9	2	24	184	(⁵)	(⁵)	(⁵)	(⁵)	(⁵)	(⁵)
14	Springs, steel (except wire)—made in plants not operated in connection with rolling mills	3	1	6	18	176	(⁵)	(⁵)	(⁵)	(⁵)	(⁵)	(⁵)
14	Stamped and pressed metal products (except automobile stampings)	10	10	7	43	246	(⁵)	(⁵)	(⁵)	(⁵)	(⁵)	(⁵)
13	Statuary and art goods (except stone and concrete)—factory production ⁸	8	5		7	75		8,697	65,911	57,018	169,581	112,563
14	Steam and hot-water heating appara-tus (including hot-water furnaces)	3	2	4	2	14	(⁵)	(⁵)	(⁵)	(⁵)	(⁵)	(⁵)
13	Steam and other packing; pipe and boiler covering	10	5	22	52	246	133,941	111,093	283,779	905,980	2,022,952	1,116,972
14	Steel works and rolling mills	3		5	267	2,912	(⁵)	(⁵)	(⁵)	(⁵)	(⁵)	(⁵)
14	Stoves, ranges, water heaters, and hot-air furnaces (except electric)	5	8	2	18	96	11,000	31,328	92,665	285,605	538,861	253,256
20	Surgical and medical instruments	5	5	8	6	161	38,580	14,630	196,916	189,915	566,700	376,785
9	Tanning materials, natural dyestuffs, mordants, assistants, and sizes	14	3	19	40	88	222,327	90,300	135,016	1,341,748	2,826,089	1,484,941
17	Textile machinery	27	10	42	244	1,779	(⁵)	(⁵)	(⁵)	(⁵)	(⁵)	(⁵)
14	Tin cans and other tinware not else-where classified	8	7	9	162	1,237	(⁵)	(⁵)	(⁵)	(⁵)	(⁵)	(⁵)
4	Trimmings (not made in textile mills), stamped art goods, and art needle-work—contract factories ⁹	11	12		2	113		1,876	114,380	46,334	283,880	237,546
4	Trimmings (not made in textile mills), stamped art goods, and art needle-work—made in regular factories or by jobbers engaging contractors	7	8	5	7	115	(⁵)	(⁵)	(⁵)	(⁵)	(⁵)	(⁵)
4	Trousers (semidress), wash suits, and washable service apparel	19	24	7	20	624	(⁵)	(⁵)	(⁵)	(⁵)	(⁵)	(⁵)
20	Umbrellas, parasols, and canes ¹⁰	5	1	11	27	230	33,744	49,050	186,728	321,100	668,742	367,642
9	Upholstered household furniture	46	50	31	26	598	97,137	33,427	642,575	1,537,615	2,914,994	1,377,379
9	Vegetable and animal oils, not else-where classified	4	2	6	3	32	46,320	6,540	36,964	485,556	671,488	185,932
6	Window and door screens and weather strip	3	2	4	7	95	(⁵)	(⁵)	(⁵)	(⁵)	(⁵)	(⁵)
14	Wirework not elsewhere classified	23	23	20	26	283	104,280	41,982	208,820	736,861	1,467,976	731,115
4	Women's and misses' blouses and waists—made in contract factories	23	28	4	17	893	6,663	15,924	576,569	101,411	939,795	838,384
4	Women's and misses' blouses and waists—made in inside factories or by jobbers engaging contractors ¹¹	21	30	11	75	1,247	80,220	126,163	1,071,064	3,967,450	6,351,529	2,384,079
4	Women's and misses' dresses (except house dresses)—made in contract fac-tories	23	33		5	632		6,392	467,553	27,316	710,149	682,833

See footnotes at end of table.

CENSUS OF MANUFACTURES: 1939

TABLE 10.—GENERAL STATISTICS FOR CITIES HAVING 100,000 OR MORE INHABITANTS, BY INDUSTRIES, AND PERSONNEL STATISTICS FOR ERIE: 1939—Continued

Group No.	INDUSTRY	*Number of establishments	*Proprietors and firm members	*Salaried officers of corporations ¹	*Salaried employees ¹	*Wage earners (average for year) ²	Salaries of officers of corporations ²	Salaries of employees ¹	Wages	Cost of materials, supplies, fuel, purchased electric energy, and contract work	Value of products	Value added by manufacture ³
PHILADELPHIA—Continued												
4	Women's and misses' dresses (except house dresses)—made in inside factories or by jobbers engaging contractors.....	55	66	38	162	3,251	\$170,844	\$261,425	\$3,273,230	\$8,829,459	\$16,712,838	\$7,883,379
4	Women's, children's, and infants' underwear and nightwear of cotton and flannelette woven fabrics.....	6	4	5	9	198	29,063	11,460	127,194	480,102	768,084	287,982
4	Women's neckwear, scarfs, etc.....	3	4	2	2	43	(⁴)	(⁴)	(⁴)	(⁴)	(⁴)	(⁴)
12	Women's pocketbooks, handbags, and purses.....	4	5	3	28	508	12,480	43,243	397,492	895,577	1,615,120	719,543
6	Wooden boxes except cigar boxes.....	17	15	12	18	307	60,180	39,389	282,603	734,834	1,361,801	626,967
3	Woolen and worsted manufactures—contract factories.....	10	6	5	46	510	(⁴)	(⁴)	(⁴)	(⁴)	(⁴)	(⁴)
3	Woolen and worsted manufactures—regular factories or jobbers engaging contractors.....	55	33	95	539	5,694	690,454	1,072,159	6,412,586	27,168,519	40,959,113	13,790,594
4	Work clothing (except work shirts), sport garments (except leather), and other men's and boys' apparel, not elsewhere classified.....	37	37	25	63	1,158	114,840	78,536	875,049	2,577,974	4,082,139	1,504,165
	Other industries ⁴	1,373	917	1,526	12,934	85,832	10,089,478	26,311,679	107,682,789	384,553,046	701,697,413	317,144,367
OTHER INDUSTRIES, BY INDUSTRY GROUPS ⁵												
1	Food and kindred products.....	110	53	112	315	2,769	682,322	590,544	2,843,969	27,892,539	41,474,452	13,581,913
3	Textile-mill products and other fiber manufactures.....	109	59	149	932	10,785	1,229,461	1,704,734	11,752,680	28,505,366	54,634,202	26,128,896
4	Apparel and other finished products made from fabrics and similar materials.....	226	247	119	381	5,953	516,485	520,248	4,031,372	18,522,913	30,175,766	11,652,853
6	Furniture and finished lumber products.....	46	38	29	97	685	96,415	135,817	731,093	1,805,950	3,412,671	1,606,721
7	Paper and allied products.....	25	14	30	96	872	131,033	163,055	951,789	2,466,318	5,060,398	2,564,080
8	Printing, publishing, and allied industries.....	127	89	164	1,657	5,910	1,009,187	3,415,213	10,022,178	16,710,953	51,730,639	35,019,686
9	Chemicals and allied products.....	128	42	168	1,245	5,398	1,109,250	2,574,570	7,028,773	45,169,821	87,217,111	42,047,290
12	Leather and leather products.....	58	43	72	313	4,878	558,523	582,277	5,747,310	17,230,923	28,667,056	11,426,133
13	Stone, clay, and glass products.....	25	5	33	155	1,292	213,315	336,405	1,581,750	4,454,439	10,190,342	5,735,903
14	Iron and steel and their products, except machinery.....	77	45	106	942	8,256	925,848	1,981,893	11,335,732	20,914,811	46,143,815	25,229,004
15	Nonferrous metals and their products.....	62	44	60	152	1,272	359,747	274,311	1,495,958	7,583,911	11,171,478	3,587,562
16	Electrical machinery.....	44	10	89	2,453	7,906	727,672	5,078,801	10,561,149	37,743,526	70,169,391	38,425,865
17	Machinery (except electrical).....	128	70	169	1,318	6,326	992,804	2,573,699	9,171,078	15,192,205	41,358,649	26,166,444
19	Transportation equipment except automobiles.....	7	1	13	317	1,423	80,322	861,640	2,264,072	5,933,360	10,077,285	4,143,925
20	Miscellaneous industries.....	120	109	118	792	3,353	714,926	1,418,970	3,761,434	10,080,604	23,501,228	13,420,624
2	Tobacco manufactures.....	36	24	26	361	7,801						
10	Products of petroleum and coal.....	8	1	5	588	4,017						
11	Rubber products.....	13	3	23	180	1,032	652,168	4,066,592	23,472,542	124,315,407	180,722,875	50,407,468
18	Automobiles and automobile equipment.....	24	23	41	640	5,904						
PITTSBURGH												
	All industries, total.....	1,063	673	959	6,158	43,631	\$5,156,733	\$12,677,409	\$59,063,446	\$184,173,641	\$357,616,446	\$173,442,805
14	Bolts, nuts, washers, and rivets—made in plants not operated in connection with rolling mills.....	3		9	150	1,280	(⁴)	(⁴)	(⁴)	(⁴)	(⁴)	(⁴)
8	Bookbinding and related industries.....	14	11	9	12	99	18,176	104,533	102,843	343,989	241,146	
1	Books: printing without publishing ⁶	11	5	16	22	220	60,405	45,332	285,963	323,274	949,081	625,807
1	Bread and other bakery products (except biscuit, crackers, and pretzels).....	175	163	38	222	3,726	180,709	475,707	5,199,404	9,737,548	20,748,611	11,011,063
20	Brushes.....	4	1	6	10	48	(⁴)	(⁴)	(⁴)	(⁴)	(⁴)	(⁴)
1	Candy and other confectionery products.....	18	9	22	84	1,002	134,855	173,963	880,854	4,606,313	6,790,255	2,183,942
6	Caskets, coffins, burial cases, and other morticians' goods.....	5	2	2	30	287	(⁴)	(⁴)	(⁴)	(⁴)	(⁴)	(⁴)
9	Compressed and liquefied gases—not made in petroleum refineries or in natural-gasoline plants.....	5			20	125		43,118	211,130	288,854	1,525,827	1,236,973
13	Concrete products.....	13	2	9	11	91	39,952	13,724	142,981	861,073	1,538,069	676,996
1	Creamery butter.....	4			15	49		(⁴)	(⁴)	(⁴)	(⁴)	(⁴)
9	Drugs and medicines (including drug grinding).....	10		16	21	73	(⁴)	(⁴)	(⁴)	(⁴)	(⁴)	(⁴)
8	Electrotyping and stereotyping, not done in printing establishments.....	4	1	6	6	28	41,610	10,803	55,196	19,402	179,919	160,517
8	Engraving (steel, copperplate, and wood); plate printing.....	6		10	23	185	(⁴)	(⁴)	(⁴)	(⁴)	(⁴)	(⁴)
14	Fabricated structural steel and ornamental metal work, made in plants not operated in connection with rolling mills.....	20	13	27	61	438	103,441	105,627	555,590	2,435,176	3,917,428	1,482,252
	Food preparations, not elsewhere classified ⁷	9	9	5	32	89	33,938	58,213	86,279	525,876	946,734	420,858

See footnotes at end of table.

TABLE 10.—GENERAL STATISTICS FOR CITIES HAVING 100,000 OR MORE INHABITANTS, BY INDUSTRIES, AND PERSONNEL STATISTICS FOR ERIE: 1939—Continued

Group No.	INDUSTRY	*Num-ber of estab-lish-ments	*Pro-prietors and firm mem-bers	*Sal-aries of officers of cor-pora-tions ¹	*Sal-aries of em-ployees ¹	*Wage earners (average for year) ²	Salaries of officers of cor-pora-tions ¹	Salaries of em-ployees ¹	Wages	Cost of ma-terials, sup-plies, fuel, purchased electric energy, and contract work	Value of products	Value added by manu-fac-ture ³
PITTSBURGH—Continued												
14	Forgings, iron and steel—made in plants not operated in connection with rolling mills.....	4	3	1	3	23	\$2,080	\$4,087	\$20,849	\$55,038	\$101,821	\$46,783
8	General commercial (job) printing.....	117	115	57	129	894	182,945	183,854	1,187,059	1,569,172	4,311,000	2,742,437
14	Gray-iron and semisteel castings.....	10	3	7	53	495	27,110	111,107	707,392	1,086,525	2,676,261	1,589,736
20	Hand stamps, stencils, and brands.....	6	1	17	19	155	84,341	43,846	211,475	343,277	1,132,496	789,219
14	Hardware not elsewhere classified.....	3	1	3	29	439	(⁴)	(⁴)	(⁴)	(⁴)	(⁴)	(⁴)
1	Ice cream and loes.....	15	2	15	33	300	95,185	66,468	578,601	2,835,677	5,850,025	3,014,348
1	Ice, manufactured.....	11	4	8	21	112	32,552	43,951	161,834	134,439	845,751	711,312
9	Insecticides, fungicides, and related industrial and household chemical compounds.....	4	1	6	12	49	(⁴)	(⁴)	(⁴)	(⁴)	(⁴)	(⁴)
15	Lighting fixtures.....	3	3	1	13	112	(⁴)	(⁴)	(⁴)	(⁴)	(⁴)	(⁴)
8	Lithographing and photo-lithographing (including preparation of stones or plates and dry transfers).....	15	6	22	27	292	87,555	44,399	334,234	448,168	1,169,897	721,729
9	Lubricating oils and greases—not made in petroleum refineries.....	4	4	55	206	(⁴)	(⁴)	(⁴)	(⁴)	(⁴)	(⁴)	(⁴)
8	Machine and hand typesetting (in-cluding advertisement typesetting).....	6	4	2	6	38	6,454	12,533	62,104	30,351	158,950	128,599
17	Machine-shop products, not elsewhere classified.....	30	12	47	272	952	303,855	442,916	1,378,608	2,779,995	7,213,885	4,433,890
17	Machine-shop repairs.....	13	13	13	11	84	40,643	19,339	123,737	115,559	416,028	300,469
17	Machine-tool and other metalworking-machinery accessories, metal-cutting and shaping tools, and machinists' precision tools.....	5	2	4	5	45	(⁴)	(⁴)	(⁴)	(⁴)	(⁴)	(⁴)
1	Malt liquors.....	3	4	45	711	(⁴)	(⁴)	(⁴)	(⁴)	(⁴)	(⁴)	(⁴)
6	Mattresses and bedsprings.....	9	10	13	34	452	58,464	67,279	485,889	1,308,568	2,465,313	1,156,745
17	Measuring instruments, mechanical (except electrical measuring instru-ments, watches, and clocks).....	3	4	89	674	(⁴)	(⁴)	(⁴)	(⁴)	(⁴)	(⁴)	(⁴)
1	Meat packing, wholesale.....	11	7	16	113	955	112,672	215,410	1,472,742	15,095,739	19,688,437	3,992,608
4	Men's and boys' hats and caps (except felt and straw).....	3	7	7	7	7	(⁴)	(⁴)	5,201	21,681	28,628	6,947
4	Men's and boys' shirts (except work shirts), collars, and nightwear—made in inside factories or by jobbers engag-ing contractors.....	3	1	4	11	4,773	(⁴)	(⁴)	12,090	9,131	29,767	20,636
13	Mirrors and other glass products made of purchased glass.....	9	10	7	11	139	(⁴)	(⁴)	(⁴)	(⁴)	(⁴)	(⁴)
13	Monuments, tombstones, cut-stone, and stone products not elsewhere classified.....	12	10	13	18	95	32,077	26,988	137,199	189,178	542,258	353,080
18	Motor vehicles, motor-vehicle bodies, parts and accessories.....	5	2	5	4	132	(⁴)	(⁴)	(⁴)	(⁴)	(⁴)	(⁴)
8	Newspapers: publishing and printing.....	11	5	14	958	1,145	196,018	1,849,794	2,267,100	3,696,819	15,726,377	12,029,558
8	Newspapers: publishing without print-ing.....	3	2	1	10	900	8,582	61,771	199,927	15,187	49,861	34,674
1	Nonalcoholic beverages.....	21	17	2	35	153	8,479	61,771	199,927	1,379,441	3,119,141	1,739,700
15	Nonferrous-metal foundries (except aluminum).....	7	3	5	25	165	29,043	49,714	212,827	758,889	1,328,451	509,562
9	Paints, varnishes, and lacquers.....	12	1	20	27	207	119,832	58,490	278,419	2,017,459	3,720,311	1,702,852
7	Paperboard containers and boxes not elsewhere classified.....	10	6	18	47	605	165,392	95,673	636,902	2,329,037	4,336,804	2,007,767
8	Periodicals: publishing and printing.....	10	1	15	47	124	(⁴)	(⁴)	(⁴)	(⁴)	(⁴)	(⁴)
8	Periodicals: publishing without print-ing.....	22	8	21	94	10	66,621	125,564	15,892	427,641	951,203	523,562
8	Photoengraving, not done in printing establishments (including prepara-tion of plates).....	11	3	19	28	117	91,686	44,189	305,950	102,655	792,769	690,114
5	Planing mills not operated in conjunc-tion with sawmills.....	19	9	9	16	103	9,340	27,148	144,895	343,060	706,197	363,137
14	Power boilers and associated products.....	5	2	8	11	99	29,785	21,728	124,720	481,642	745,188	283,546
17	Printing-trades machinery and equip-ment.....	3	1	5	54	256	(⁴)	(⁴)	(⁴)	(⁴)	(⁴)	(⁴)
20	Professional and scientific instruments (except surgical and dental)*.....	5	2	7	10	57	26,131	18,181	68,784	107,796	224,050	116,254
14	Saws.....	3	3	2	5	36	7,820	9,476	50,976	70,640	183,878	113,238
14	Screw-machine products and wood screws.....	4	2	4	11	56	20,148	18,770	66,912	95,823	260,012	104,189
15	Sheet-metal work not specifically clas-sified.....	9	7	6	4	69	17,115	7,424	120,005	365,771	592,304	226,533
20	Signs, advertising displays, and adver-tising novelties.....	11	8	10	15	154	(⁴)	(⁴)	(⁴)	(⁴)	(⁴)	(⁴)
9	Soap and glycerin.....	4	3	8	9	54	31,363	14,638	59,022	297,625	587,206	289,591
14	Springs, steel (except wire)—made in plants not operated in connection with rolling mills.....	4	11	35	196	63,905	66,544	286,115	577,599	1,190,397	612,708	377,364
14	Stamped and pressed metal products (except automobile stampings).....	7	2	13	6	139	43,915	15,500	157,932	496,220	873,584	(⁴)
14	Steel castings.....	4	7	108	996	(⁴)	(⁴)	(⁴)	(⁴)	(⁴)	(⁴)	(⁴)

See footnotes at end of table.

TABLE 10.—GENERAL STATISTICS FOR CITIES HAVING 100,000 OR MORE INHABITANTS, BY INDUSTRIES, AND PERSONNEL STATISTICS FOR ERIE: 1939—Continued

Group No.	INDUSTRY	*Number of establishments	*Pro-prietors and firm mem-bers	*Sal-aries of officers of cor-pora-tions ¹	*Sal-aries of em-ployees ¹	*Wage earners (average for year) ¹	Salaries of officers of corporations ¹	Salaries of em-ployees ¹	Wages	Cost of materials, supplies, fuel, purchased electric energy, and contract work	Value of products	Value added by manufac-ture ¹
PITTSBURGH—Continued												
14	Steel works and rolling mills.....	5	5	5	750	9,397	\$64,078	\$1,990,864	\$14,015,841	\$35,749,517	\$64,025,100	\$28,275,588
14	Stoves, ranges, water heaters, and hot-air furnaces (except electric) ²	9	6	11	99	361	84,118	170,155	454,300	2,280,027	4,830,259	2,594,232
12	Suitcases, briefcases, bags, trunks, and other luggage.....	3	8	6	127	(³)	(³)	(³)	(³)	(³)	(³)	(³)
4	Trousers (semidress), wash suits, and washable service apparel.....	3	4	1	14	241	(³)	(³)	(³)	(³)	(³)	(³)
14	Wirework not elsewhere classified.....	6	4	2	7	37	7,170	9,935	42,332	200,901	348,170	147,260
	Other industries ⁴	363	188	414	2,773	20,085	2,410,900	5,800,341	25,273,579	87,107,200	169,989,603	82,792,403
OTHER INDUSTRIES, BY INDUSTRY GROUPS ⁵												
1	Food and kindred products.....	44	27	31	361	3,625	107,609	734,843	4,680,696	17,935,208	40,208,587	28,273,280
4	Apparel and other finished products made from fabrics and similar materials.....	30	27	25	56	837	98,054	69,383	596,327	2,329,240	3,585,093	1,255,553
6	Furniture and finished lumber products.....	33	22	23	194	1,685	80,144	343,586	1,968,906	3,872,468	7,084,860	4,112,392
7	Paper and allied products.....	4	1	5	5	113	60,760	20,662	148,347	770,287	1,374,251	603,964
8	Printing, publishing, and allied industries.....	20	2	31	123	341	90,475	150,727	398,274	478,133	1,672,098	1,194,566
9	Chemicals and allied products.....	33	4	52	132	503	268,237	324,033	506,886	3,460,412	6,352,261	2,891,840
12	Leather and leather products.....	7	1	12	14	219	54,870	24,825	216,019	431,411	940,973	509,502
13	Stone, clay, and glass products.....	22	19	22	97	734	134,896	182,932	987,170	1,803,129	4,100,646	2,297,617
14	Iron and steel and their products, except machinery.....	30	5	44	492	4,984	260,842	1,103,845	6,516,974	21,565,650	37,544,883	15,079,233
15	Nonferrous metals and their products.....	28	19	28	101	947	137,953	243,175	1,132,763	8,808,467	11,740,528	2,878,061
17	Machinery (except electrical).....	26	10	37	376	1,668	180,553	869,377	2,626,079	5,872,276	12,077,995	6,205,719
20	Miscellaneous industries.....	49	41	46	200	1,129	364,247	429,365	1,388,144	4,778,367	10,566,818	5,788,451
2	Tobacco manufactures.....	6	4	5	8	238						
10	Products of petroleum and coal.....	4		4	69	610						
16	Electrical machinery.....	19	4	35	472	1,848						
18	Automobiles and automobile equipment.....	5	2	5	4	132	512,180	1,303,588	4,106,085	15,032,062	25,834,010	10,801,948
21	Textile-mill products and other fiber manufactures.....	1										
11	Rubber products.....	1		9	60	472						
19	Transportation equipment except automobiles.....	1										
READING												
	All industries, total.....	240	142	252	1,569	15,996	\$1,422,552	\$2,807,448	\$16,373,865	\$32,841,343	\$70,876,733	\$38,035,890
1	Biscuit, crackers, and pretzels.....	10	15	5	12	160	17,971	20,723	120,448	254,675	561,651	306,976
1	Bread and other bakery products (except biscuit, crackers, and pretzels).....	34	35	6	29	448	47,880	42,650	576,698	1,238,501	2,612,650	1,374,118
1	Food preparations, not elsewhere classified.....	3	3		1	12	(³)	(³)	(³)	(³)	(³)	(³)
12	Footwear (except rubber).....	3		8	48	624	(³)	(³)	(³)	(³)	(³)	(³)
8	General commercial (job) printing.....	11	6	11	10	65	21,332	11,906	82,366	73,698	244,256	170,557
14	Hardware not elsewhere classified.....	4		15	109	894	70,679	184,242	979,701	696,518	2,391,256	1,694,738
3	Hosiery—full-fashioned.....	9	3	24	182	3,285	219,370	341,430	3,097,398	2,877,798	6,597,985	3,720,189
3	Hosiery—seamless.....	11	5	15	47	1,058	75,609	63,090	777,317	1,165,802	2,557,153	1,391,351
1	Ice cream and ices.....	5	6		3	16		4,058	18,975	118,405	233,108	114,703
1	Ice, manufactured.....	5	1	3	5	21	12,450	11,581	36,274	63,047	278,120	215,073
17	Machine-shop products, not elsewhere classified.....	3	4		1	12		624	9,904	11,834	37,959	26,125
1	Nonalcoholic beverages.....	5	3	7	8	14	(³)	(³)	(³)	(³)	(³)	(³)
7	Paperboard containers and boxes not elsewhere classified.....	9	6	7	19	211	43,040	29,178	174,846	366,687	804,607	437,920
	Other industries ⁴	139	61	166	1,152	9,826	914,221	2,097,966	10,409,938	25,974,380	54,557,980	28,583,600
OTHER INDUSTRIES, BY INDUSTRY GROUPS ⁵												
1	Food and kindred products.....	25	14	15	83	1,083	58,161	178,332	1,130,311	7,300,795	12,018,616	4,717,821
3	Textile-mill products and other fiber manufactures.....	14	5	21	163	2,466	120,079	294,413	2,028,837	3,108,884	7,722,050	4,613,166
4	Apparel and other finished products made from fabrics and similar materials.....	7	3	7	47	1,147	44,888	78,378	816,127	2,733,016	4,173,940	1,440,321
6	Furniture and finished lumber products.....	6	1	7	8	87	39,549	13,781	66,371	281,116	450,552	169,436
8	Printing, publishing, and allied industries.....	11	5	16	157	225	113,768	270,705	411,947	379,888	2,022,036	1,642,148
9	Chemicals and allied products.....	7	5	3	57	269	24,755	98,181	329,820	2,079,198	3,916,792	1,837,594
14	Iron and steel and their products, except machinery.....	16	3	32	398	2,055	133,033	765,602	3,028,901	4,457,578	11,980,871	7,523,293
15	Nonferrous metals and their products.....	11	6	11	18	103	30,605	27,618	95,566	168,314	436,095	267,781

See footnotes at end of table.

TABLE 10.—GENERAL STATISTICS FOR CITIES HAVING 100,000 OR MORE INHABITANTS, BY INDUSTRIES, AND PERSONNEL STATISTICS FOR ERIE: 1939—Continued

Group No.	INDUSTRY	*Number of establishments	*Pro-prietors and firm members	*Sal-aries of officers of corporations	*Sal-aries of employees	*Wage earners (average for year)	Salaries of officers of corporations	Salaries of employees	Wages	Cost of materials, supplies, fuel, purchased electric energy, and contract work	Value of products	Value added by manufacture
READING—Continued												
17	Machinery (except electrical).....	14	5	18	51	204	\$26,552	\$71,271	\$289,922	\$590,183	\$1,599,673	\$1,009,490
20	Miscellaneous industries.....	13	8	12	74	727	74,858	124,357	778,550	1,523,434	3,264,364	1,740,930
2	Tobacco manufactures.....	3	3	3	6	116						
12	Leather and leather products.....	3		8	48	624						
13	Stone, clay, and glass products.....	4	3	1	4	40	165,073	169,328	1,523,577	3,351,374	6,972,991	3,621,617
5	Lumber and timber basic products.....	2										
7	Paper and allied products.....	2		12	38	700						
18	Automobiles and automobile equip-ment.....	1										
SCRANTON												
	All industries, total.....	194	114	143	810	9,023	\$670,987	\$1,419,653	\$8,254,545	\$21,917,378	\$41,783,103	\$19,865,725
1	Bread and other bakery products (ex-cept biscuit, crackers, and pretzels).....	32	27	8	76	995	35,738	117,965	1,131,791	2,592,541	5,323,901	2,731,360
13	Concrete products.....	7	5	5	6	33	8,270	7,214	24,709	74,861	159,133	84,272
8	General commercial (job) printing.....	17	17	9	36	186	45,958	67,898	245,063	330,470	948,999	618,529
9	Ice cream and ices.....	3		3	1	19	(¹)	(¹)	(¹)	(¹)	(¹)	(¹)
17	Machine-shop products, not elsewhere classified.....	3	1	2	5	84	(¹)	(¹)	(¹)	(¹)	(¹)	(¹)
4	Men's and boys' hats and caps (except felt and straw).....	3	3		4	46	(¹)	(¹)	(¹)	(¹)	(¹)	(¹)
8	Newspapers: publishing and printing.....	6	6	7	137	215	(¹)	(¹)	(¹)	(¹)	(¹)	(¹)
1	Nonalcoholic beverages.....	10	12	1	10	32	4,612	14,440	42,300	238,694	469,776	231,082
9	Paints, varnishes, and lacquers.....	2		4	1	5	8,562	600	3,206	52,057	81,000	28,943
5	Planing mills not operated in conjunc-tion with sawmills.....	5	3		2	26		4,356	34,493	68,941	122,737	53,796
1	Sausages, prepared meats, and other meat products—not made in meat-packing establishments.....	5	4		6	28		8,359	33,709	344,854	412,407	67,643
3	Silk throwing and spinning—contract factories.....	4		5	15	274	9,660	16,299	138,951	50,546	273,934	223,388
17	Textile machinery.....	3	2	4	7	78	(¹)	(¹)	(¹)	(¹)	(¹)	(¹)
4	Trousers (semidress), wash suits and washable service apparel.....	5	7		24	858		33,630	456,916	1,181,981	2,745,594	1,563,613
	Other industries ^a	107	39	111	634	6,587	557,987	1,148,892	6,142,377	16,982,433	31,245,532	14,263,099
OTHER INDUSTRIES, BY INDUSTRY GROUPS ^b												
1	Food and kindred products.....	14	3	16	31	250	57,836	43,621	248,744	1,224,756	2,531,651	1,306,895
3	Textile-mill products and other fiber manufactures.....	13	2	19	182	2,876	156,569	325,431	2,584,345	7,747,838	12,834,280	5,086,442
4	Apparel and other finished products made from fabrics and similar materials.....	14	5	9	74	1,199	83,463	130,489	943,786	3,528,626	5,757,923	2,229,297
6	Furniture and finished lumber products.....	7	5	4	13	127	13,500	21,968	106,846	274,299	529,493	255,194
8	Printing, publishing, and allied indus-tries.....	15	8	18	188	508	82,938	400,611	879,040	858,053	3,268,865	2,410,812
14	Iron and steel and their products, ex-cept machinery.....	9	3	9	16	110	26,895	28,179	89,131	197,423	446,142	248,719
17	Machinery (except electrical).....	12	6	13	35	356	34,930	71,261	405,879	843,286	1,543,781	700,495
2	Tobacco manufactures.....	4	2	5	10	299						
9	Chemicals and allied products.....	6	1	6	9	62						
13	Stone, clay, and glass products.....	3		6	2	18						
20	Miscellaneous industries.....	3	1	5	40	536						
7	Paper and allied products.....	1					101,856	127,332	884,605	2,308,152	4,333,397	2,025,245
10	Products of petroleum and coal.....	1	3	1	34	186						
12	Leather and leather products.....	2										
15	Nonferrous metals and their products.....	1										
16	Electrical machinery.....	2										

* As the figures for number of establishments and for personnel for those industries for which monetary items are withheld are given for the individual industries and are also included in the "Other industries" figures, the sums of the figures are larger than the totals shown for "All industries" for the cities.

¹ Figures do not include data for personnel of central-administrative offices.

² Each of the averages in this column is correct to the nearest unit, despite the fact that the averages for the several industries do not add exactly to the 1939 average for all industries. See GENERAL EXPLANATIONS—Wage earners and wages.

³ Value of products less cost of materials, supplies, fuel, purchased electric energy, and contract work. See GENERAL EXPLANATIONS—Value added by manufacture.

⁴ Other statistics for the city of Erie, except number of establishments and number of wage earners by industries (see table 13), are withheld to avoid disclosing exact or approximate data reported by individual establishments.

⁵ Figures omitted have been withheld to avoid disclosing exact or approximate data for individual establishments; they are included in the "Other industries" figures.

⁶ For number of establishments and of wage earners in individual industries, see table 12.

^a, ^b, ^c, and ^d To avoid disclosing exact or approximate data for individual establishments, the data for certain establishments located outside the cities have been included in the figures for the industries to which these footnotes are indexed. Data for these establishments are not, however, included in the totals for the cities.

^a 1 establishment. ^b 2 establishments. ^c 3 establishments. ^d 4 establishments. ^e 6 establishments.

CENSUS OF MANUFACTURES: 1939

TABLE 11.—NUMBER OF ESTABLISHMENTS, BY INDUSTRY GROUPS, BY COUNTIES: 1939

COUNTY	Total	INDUSTRY GROUP																			
		1	2	3	4	5	6	7	8	9	10	11	12	13	14	15	16	17	18	19	20
The State.....	13,801	3,568	151	1,123	1,338	483	558	298	1,638	820	115	33	250	781	946	360	138	788	68	56	489
Adams.....	70	24	7	1	7	5	9	1	1	2	—	—	1	4	6	1	—	1	—	—	—
Allegheny.....	1,571	481	6	2	38	35	53	17	276	87	8	1	7	102	195	56	27	95	9	6	70
Armstrong.....	52	20	—	1	—	2	—	—	5	—	—	—	—	1	—	—	—	3	—	—	—
Beaver.....	165	39	—	—	2	9	6	—	11	8	4	—	—	32	34	3	2	11	1	2	1
Bedford.....	36	16	—	1	1	7	3	—	4	1	—	—	—	3	—	—	—	—	—	—	—
Berks.....	506	138	7	110	21	13	17	18	30	15	4	—	7	13	39	15	4	29	5	—	21
Blair.....	105	50	—	5	3	2	2	6	12	5	1	—	1	11	1	1	—	1	1	1	2
Bradford.....	14	3	—	3	—	8	1	2	6	—	—	—	1	—	2	—	1	3	—	—	—
Bucks.....	185	42	4	35	35	3	2	9	16	4	—	2	4	9	7	3	—	5	1	2	2
Butler.....	83	28	—	—	1	7	—	—	6	3	5	2	—	11	4	1	—	10	1	2	—
Cambria.....	133	49	1	3	4	16	4	1	17	1	2	—	—	12	9	1	2	6	1	1	3
Cameron.....	4	—	—	—	—	—	—	—	1	1	—	—	—	1	—	—	1	—	—	—	—
Carbon.....	59	21	—	12	8	—	—	—	6	3	—	—	—	2	4	1	—	1	—	—	—
Centre.....	50	13	—	3	2	10	1	—	—	—	1	—	—	9	1	1	—	—	—	—	—
Chester.....	181	56	—	17	7	8	4	14	17	11	—	—	—	14	14	3	—	13	1	1	1
Clarion.....	38	15	—	—	—	7	1	1	5	1	—	1	—	6	—	—	—	1	—	—	—
Clearfield.....	71	19	—	4	4	3	1	1	13	1	—	—	2	14	3	—	1	5	—	—	—
Clinton.....	41	14	—	2	—	2	1	4	4	1	1	—	—	5	2	—	1	1	—	1	—
Columbia.....	77	30	—	14	6	4	—	—	6	1	—	—	—	4	4	—	—	5	—	1	1
Crawford.....	73	27	—	1	—	6	3	—	7	2	3	—	—	1	1	10	1	6	—	—	5
Cumberland.....	107	33	1	10	12	4	4	3	10	5	1	1	2	8	5	2	2	1	—	1	2
Dauphin.....	251	86	2	7	21	10	4	2	48	12	3	—	8	13	10	2	—	14	2	1	6
Delaware.....	214	58	—	27	2	7	5	4	21	15	4	2	5	18	13	4	—	15	1	6	6
Elk.....	44	10	—	—	—	4	—	—	2	5	2	1	5	4	2	—	—	6	3	—	—
Erie.....	309	83	1	—	4	9	22	7	26	9	5	1	3	12	42	12	11	37	1	3	21
Fayette.....	118	39	1	1	1	18	1	1	13	6	14	—	—	14	6	—	—	2	—	1	—
Forest.....	4	—	—	—	—	1	—	—	1	1	—	—	—	1	—	—	—	—	—	—	—
Franklin.....	95	33	—	5	6	13	1	1	9	2	—	—	2	5	3	3	—	11	—	—	1
Fulton.....	12	5	—	—	—	6	—	—	1	—	—	—	—	—	—	—	—	—	—	—	—
Greene.....	14	7	—	—	—	2	—	—	3	—	—	—	—	1	—	—	—	1	—	—	—
Huntingdon.....	41	12	—	1	1	12	2	1	5	—	—	—	—	5	1	—	—	1	—	—	—
Indiana.....	41	15	—	1	—	4	2	—	8	—	1	1	1	4	1	—	—	3	—	—	—
Jefferson.....	49	17	—	1	3	4	2	—	7	—	—	—	—	9	1	—	—	3	—	1	1
Juniata.....	22	10	—	1	5	2	—	—	1	—	—	—	—	2	—	—	—	—	—	—	—
Lackawanna.....	272	93	4	30	27	9	9	1	37	12	1	—	—	10	16	1	2	13	1	—	4
Lancaster.....	431	128	9	43	34	13	14	9	41	10	1	1	19	18	36	7	3	25	—	1	19
Lawrence.....	94	30	—	—	1	3	2	—	8	5	2	—	—	18	17	1	2	4	—	—	1
Lebanon.....	157	51	4	10	22	8	2	6	6	5	2	1	10	9	18	—	—	3	—	—	—
Lehigh.....	346	82	5	56	48	7	20	3	28	14	3	1	3	25	21	5	3	14	3	—	8
Luzerne.....	307	117	3	37	27	9	6	4	38	9	1	—	—	8	16	2	2	21	2	—	4
Lycoming.....	153	36	—	13	5	13	19	4	14	6	1	—	8	10	11	2	—	6	1	1	3
McKean.....	95	12	—	1	1	5	6	1	12	17	3	—	—	7	4	1	—	16	—	—	5
Mercer.....	102	33	—	1	1	7	2	—	9	6	1	—	—	1	3	19	4	9	1	1	3
Mifflin.....	38	17	—	3	—	6	—	—	4	1	1	—	—	1	4	4	—	1	—	—	—
Monroe.....	53	14	—	14	1	5	—	—	5	2	—	—	—	1	4	—	1	2	—	—	—
Montgomery.....	506	98	2	82	50	19	14	12	40	16	4	4	7	49	48	7	6	30	5	3	10
Montour.....	13	5	—	1	1	—	—	—	2	—	1	—	—	2	—	—	—	1	—	—	—
Northampton.....	278	71	—	40	41	3	7	5	26	8	2	—	2	41	9	3	2	9	—	1	8
Northumberland.....	119	47	1	14	12	5	6	1	11	4	—	—	—	8	6	1	—	2	—	1	—
Perry.....	33	13	—	2	5	6	—	—	4	—	—	—	—	—	1	—	—	1	—	—	1
Philadelphia.....	4,511	784	36	434	777	29	226	125	607	259	8	13	99	96	200	197	44	275	24	13	265
Pike.....	7	—	—	1	—	4	—	—	1	1	—	—	—	—	—	—	—	—	—	—	—
Potter.....	26	6	—	1	—	2	1	3	4	5	—	—	—	2	—	—	—	—	—	—	2
Schuylkill.....	201	73	—	31	35	9	3	6	18	1	2	—	—	5	4	—	—	3	—	—	1
Snyder.....	33	10	—	6	5	1	—	—	4	1	—	—	—	1	4	—	—	—	—	—	—
Somerset.....	55	19	1	—	—	15	—	—	8	2	—	—	—	6	1	—	—	2	—	1	—
Sullivan.....	5	1	—	1	1	—	—	—	1	—	—	—	—	—	—	—	—	—	—	—	—
Susquehanna.....	27	11	—	1	1	7	2	—	3	—	—	—	—	1	—	—	—	1	—	—	—
Tioga.....	31	10	—	1	—	5	2	—	6	1	—	—	2	2	—	—	—	2	—	—	—
Union.....	31	12	—	4	3	2	1	—	4	—	1	—	—	2	1	—	—	—	1	—	—
Venango.....	68	20	—	—	—	5	2	—	6	4	7	—	—	2	7	1	—	11	—	3	—
Warren.....	58	11	—	—	—	5	8	—	5	7	4	—	—	3	8	—	2	3	1	—	—
Washington.....	131	47	—	—	1	9	3	2	13	6	—	—	—	27	13	3	—	6	—	—	1
Wayne.....	41	9	—	6	5	6	5	1	4	—	1	—	3	—	—	—	—	1	—	—	—
Westmoreland.....	243	82	—	1	4	8	5	—	28	8	8	1	—	35	35	12	6	9	—	—	1
Wyoming.....	17	6	—	—	—	3	2	—	2	—	1	—	—	1	2	—	—	—	—	—	—
York.....	457	116	56	21	36	11	38	19	33	11	4	—	—	13	19	28	4	28	5	—	10

[In order to avoid disclosing data for individual establishments, wage-earner figures for industries represented by fewer than three establishments are withheld]

Group No. ¹	INDUSTRY	Number of establishments	Wage earners	Group No. ¹	INDUSTRY	Number of establishments	Wage earners
STATE OF PENNSYLVANIA				STATE OF PENNSYLVANIA—Continued			
1	Baking powder, yeast, and other leavening compounds. Blended and prepared flour made from purchased flour. Cereal preparations.	2 1 3	----- ----- 267	15	Aluminum products (including rolling and drawing and extruding), not elsewhere classified.	12	3, 193
	Chocolate and cocoa products.	7	3, 226		Aluminum ware, kitchen, hospital, and household (except electrical appliances).	2	-----
	Cooking and other edible fats and oils, not elsewhere classified.	1	-----		Clocks, watches, and materials and parts (except watchcases).	3	1, 318
	Custom slaughtering, wholesale.	2	-----		Collapsible tubes.	2	-----
	Preserves, jams, jellies, and fruit butters.	4	372		Engraving on metal (except for printing purposes).	3	-----
	Quick-frozen foods.	3	87		Gold and silver leaf and foil.	3	141
	Sausage casings—not made in meat-packing establishments.	1	-----		Tin and other foils (except gold and silver foil).	1	-----
	Special dairy products.	2	-----	16	Automotive electrical equipment.	6	1, 830
	Wines.	1	-----		Electrical measuring instruments.	4	37
2	Cigarettes.	1	-----		Electric lamps.	3	144
3	Artificial leather and oilcloth.	1	-----		Radios, radio tubes, and phonographs.	4	3, 956
	Carpet yarn, woolen and worsted.	15	2, 678		X-ray and therapeutic apparatus and electronic tubes.	4	27
	Cotton thread.	4	-----	17	Cars and trucks, industrial.	5	560
	Hat bodies and hats, fur-felt.	4	3, 084		Laundry equipment, domestic.	1	-----
	Knitted gloves.	1	-----		Machine tools.	11	1, 411
	Linen goods.	1	-----		Measuring and dispensing pumps.	2	-----
	Linoleum, asphalted-felt-base, and other hard-surface floor coverings, not elsewhere classified.	3	3, 546		Office and store machines not elsewhere classified.	5	119
	Processed waste and recovered wool fiber—contract factories.	1	-----		Sewing machines, domestic and industrial.	2	-----
4	Children's and infants' wear, not elsewhere classified—made in contract factories.	4	196		Tractors.	1	-----
	Children's coats—made in inside factories or by jobbers engaging contractors.	3	73		Vending, amusement, and other coin-operated machines.	1	-----
	Clothing, leather and sheep-lined.	4	232	18	Automobile trailers (for attachment to passenger cars).	2	-----
	Curtains, draperies, and bedspreads—contract factories.	2	-----	19	Locomotives (including frames) and parts: railroad, mining, and industrial.	4	-----
	Dress and semidress gloves and mittens: cloth, cloth and leather combined.	1	-----		Motorcycles, bicycles, and parts.	17	6, 551
	Handkerchiefs—made in inside factories or by jobbers engaging contractors.	3	314		Shipbuilding and ship repairing.	5	138
	Men's and boys' underwear—made in contract factories.	3	707		Transportation equipment not elsewhere classified.	3	96
	Men's neckwear—made in contract factories.	1	-----	20	Artists' materials.	3	62
	Raincoats and other waterproof garments (except oiled cotton).	3	77		Beauty-shop and barber-shop equipment.	3	57
	Suspenders, garters, and other goods made from purchased elastic material.	3	320		Carbon paper and inked ribbons.	1	-----
	Women's neckwear, scarfs, etc.	3	43		Costume jewelry and costume novelties (jewelry other than fine jewelry).	1	-----
5	Plywood mills.	3	209		Dolls (except rubber).	1	-----
6	Cork products.	4	1, 338		Fire extinguishers, chemical.	1	-----
	Excelsior.	1	-----		Musical instruments, parts, and materials not elsewhere classified.	3	38
	Matches.	1	-----		Needles, pins, hooks and eyes, and slide and snap fasteners.	6	3, 374
	Rattan and willowware (except furniture) and baskets other than vegetable and fruit baskets.	2	-----		Pens, mechanical pencils, and pen points.	1	-----
	Venetian blinds.	7	549		Pianos.	2	-----
9	Ammunition.	3	24		Soda fountains, beer dispensing equipment, and related products.	3	76
	Bone black, carbon black, and lampblack.	3	63	PHILADELPHIA-CAMDEN INDUSTRIAL AREA			
	Candles.	2	-----	1	Baking powder, yeast, and other leavening compounds.	1	-----
	Coal-tar products, crude and intermediate.	4	391		Blended and prepared flour made from purchased flour.	1	-----
	Fish and other marine oils, cake, and meal.	1	-----		Canned and dried fruits and vegetables (including canned soups).	16	4, 205
	Lined oil, cake, and meal.	2	-----		Cereal preparations.	2	-----
	Plastic materials.	3	404		Chewing gum.	3	479
	Rayon and allied products.	3	7, 334		Chocolate and cocoa products.	1	-----
	Writing ink.	1	-----		Condensed and evaporated milk.	1	-----
10	Fuel briquets.	1	-----		Cooking and other edible fats and oils, not elsewhere classified.	1	-----
11	Reclaimed rubber.	1	-----		Custom slaughtering, wholesale.	1	-----
12	Leather gloves and mittens.	2	-----		Liquors, distilled.	4	128
	Leather: tanned, curried, and finished—contract factories.	4	-----		Liquors, rectified or blended.	11	128
13	Flat glass.	12	5, 736		Preserves, jams, jellies, and fruit butters.	1	-----
	Gypsum products.	1	-----		Quick-frozen foods.	1	-----
	Mineral wool.	2	-----		Special dairy products.	1	-----
	Natural graphite, ground and refined.	1	-----	2	Cigarettes.	1	-----
	Porcelain electrical supplies.	3	693	3	Artificial leather and oilcloth.	1	-----
	Terra cotta.	2	-----		Carpet yarn, woolen and worsted.	15	2, 678
	Vitreous-china plumbing fixtures.	3	424		Cloth sponging and miscellaneous special finishing.	12	-----
	Whiteware.	2	-----		Cotton thread.	2	-----
14	Automobile stampings.	3	643		Dyeing and finishing woolen and worsted.	19	-----
	Doors, window sash, frames, molding, and trim (made of metal).	4	348		Felt goods, wool, hair, and jute (except woven felts and hat bodies and hats).	4	183

See footnote at end of table.

TABLE 12.—INDUSTRIES IN "OTHER INDUSTRIES" GROUPS—NUMBER OF ESTABLISHMENTS AND NUMBER OF WAGE EARNERS, FOR THE STATE, FOR THE ALLENTOWN-BETHLEHEM, PHILADELPHIA-CAMDEN, PITTSBURGH, READING, SCRANTON-WILKES-BARRE, AND YOUNGSTOWN INDUSTRIAL AREAS, AND FOR PHILADELPHIA, PITTSBURGH, READING, AND SCRANTON: 1939—Continued

Group No.¹	INDUSTRY	Number of establishments	Wage earners	Group No.¹	INDUSTRY	Number of establishments	Wage earners
PHILADELPHIA-CAMDEN INDUSTRIAL AREA—Continued				PHILADELPHIA-CAMDEN INDUSTRIAL AREA—Continued			
4	Children's and infants' wear not elsewhere classified—made in contract factories.....	1	---	14	Enameling, japanning, and lacquering.....	2	---
	Children's coats—made in contract factories.....	2	---		Firearms.....	1	---
	Children's coats—made in inside factories or by jobbers engaging contractors.....	3	73		Galvanizing and other coating—carried on in plants not operated in connection with rolling mills.....	3	246
	Clothing, leather and sheep-lined.....	3	---		Heating and cooking apparatus, except electric, not elsewhere classified.....	6	375
	Curtains, draperies, and bedspreads—contract factories.....	2	---		Malleable-iron castings.....	1	---
	Curtains, draperies, and bedspreads—made in regular factories or by jobbers engaging contractors.....	10	498		Nails, spikes, etc., not made in wire mills or in plants operated in connection with rolling mills.....	1	---
	Embroideries, other than Schiffli-machine products—made in regular factories or by jobbers engaging contractors.....	3	---		Safes and vaults.....	1	---
	Men's neckwear—made in contract factories.....	1	---		Saws.....	2	---
	Men's neckwear—made in inside factories or by jobbers engaging contractors.....	21	427		Springs, steel (except wire)—made in plants not operated in connection with rolling mills.....	3	176
	Raincoats and other waterproof garments (except oiled cotton).....	8	77		Steel barrels, kegs, and drums.....	3	---
	Suspenders, garters, and other goods made from purchased elastic material.....	2	---		Vitreous-enamelled products, including kitchen, household, and hospital utensils.....	2	---
	Textile bags—not made in textile mills.....	8	---		Wire drawn from purchased rods.....	2	---
	Trimmings (not made in textile mills), stamped art goods, and art needlework—made in regular factories or by jobbers engaging contractors.....	7	115		Wrought pipes, welded and heavy riveted—made in plants not operated in connection with rolling mills.....	1	---
	Women's neckwear, scarfs, etc.....	3	43	15	Clocks, watches, and materials and parts (except watchcases).....	1	---
	Work gloves and mittens: cloth, cloth and leather combined.....	2	---		Collapsible tubes.....	1	---
	Work shirts.....	1	---		Engraving on metal (except for printing purposes).....	2	---
6	Cork products.....	1	---		Gold and silver leaf and foil.....	3	141
	Laboratory, hospital, and other professional furniture.....	6	26		Secondary smelting and refining, gold, silver, and platinum.....	3	---
	Lasts and related products.....	2	---		Secondary smelting and refining of nonferrous metals, not elsewhere classified.....	6	---
	Mirror frames and picture frames.....	10	---		Silverware and plated ware.....	6	---
	Public-building furniture.....	2	---		Watchcases.....	1	---
	Rattan and willowware (except furniture) and baskets other than vegetable and fruit baskets.....	1	---	16	Automotive electrical equipment.....	1	---
	Venetian blinds.....	2	---		Batteries, storage and primary (dry and wet).....	6	2,080
	Window and door screens and weather strip.....	3	95		Carbon products for the electrical industry, and manufactures of carbon or artificial graphite.....	2	---
	Wood preserving.....	1	---		Electrical measuring instruments.....	8	35
7	Envelopes.....	12	---		Generating, distribution, and industrial apparatus, and apparatus for incorporation in manufactured products, not elsewhere classified.....	13	2,051
	Paper bags, except those made in paper mills.....	8	---		Insulated wire and cable.....	4	---
8	Engraving (steel, copperplate, and wood); plate printing.....	26	755		Radios, radio tubes, and phonographs.....	2	---
	Periodicals: publishing and printing.....	27	2,945		X-ray and therapeutic apparatus and electronic tubes.....	3	12
9	Bluing.....	2	---	17	Blowers; exhaust and ventilating fans.....	2	---
	Bone black, carbon black, and lampblack.....	3	60		Cars and trucks, industrial.....	2	---
	Candles.....	2	---		Commercial laundry, dry-cleaning, and pressing machinery.....	2	---
	Coal-tar products, crude and intermediate.....	3	---		Internal-combustion engines.....	2	---
	Explosives.....	1	---		Machine tools.....	7	459
	Linseed oil, cake, and meal.....	2	---		Measuring and dispensing pumps.....	1	---
	Mucilage, paste, and other adhesives, except glue and rubber cement.....	6	---		Mining machinery and equipment.....	1	---
	Plastic materials.....	2	---		Office and store machines not elsewhere classified.....	3	25
	Rayon and allied products.....	2	---		Paper-mill, pulp-mill, and paper-products machinery.....	11	---
	Writing ink.....	1	---		Printing-trades machinery and equipment.....	9	407
10	Oven coke and coke-oven byproducts.....	3	927		Refrigerators, domestic (mechanical and absorption), refrigeration machinery and equipment, and complete air-conditioning units.....	16	181
	Roofing, built-up and roll; asphalt shingles; roof coating (except paint).....	3	232		Scales and balances.....	4	---
11	Reclaimed rubber.....	1	---		Steam engines, turbines, and water wheels.....	2	---
	Tires and inner tubes.....	2	---		Vending, amusement, and other coin-operated machines.....	1	---
12	Leather: tanned, curried, and finished—contract factories.....	3	---	18	Automobile trailers (for attachment to passenger cars).....	1	---
	Saddlery, harness, and whips.....	2	---	19	Cars and car equipment—railroad, street, and rapid-transit.....	4	1,256
	Small leather goods.....	5	---		Locomotives (including frames) and parts: railroad, mining, and industrial.....	1	---
13	Asbestos products (except steam packing and pipe and boiler covering).....	7	588		Motorcycles, bicycles, and parts.....	1	---
	Cement.....	1	---		Shipbuilding and ship repairing.....	14	10,173
	Clay products (except pottery) not elsewhere classified.....	1	---		Transportation equipment not elsewhere classified.....	2	---
	Floor and wall tile (except quarry tile).....	3	---	20	Artists' materials.....	2	---
	Glass containers.....	1	---		Beauty-shop and barber-shop equipment.....	2	---
	Gypsum products.....	1	---		Carbon paper and inked ribbons.....	3	126
	Nonclay refractories.....	3	406		Children's vehicles.....	1	---
	Sand-lime brick, block and tile.....	2	---		Costume jewelry and costume novelties (jewelry other than fine jewelry).....	1	---
	Tableware, pressed or blown glass, and glassware not elsewhere classified.....	2	---		Dolls (except rubber).....	1	---
	Terra cotta.....	2	---		Fire extinguishers, chemical.....	1	---
	Vitreous-china plumbing fixtures.....	1	---		Furs, dressed and dyed.....	3	40
	Wallboard and wall plaster (except gypsum), building insulation (except mineral wool), and floor composition.....	5	---		Hair work.....	4	---
14	Automobile stampings.....	1	---		Jewelry cases and instrument cases.....	7	---
	Blast-furnace products.....	1	---		Musical instruments, parts, and materials not elsewhere classified.....	1	---
	Bolts, nuts, washers, and rivets—made in plants not operated in connection with rolling mills.....	7	258		Needles, pins, hooks and eyes, and slide and snap fasteners.....	4	466
	Cold-rolled steel sheets and strip and cold-finished steel bars made in plants not operated in connection with hot-rolling mills.....	2	---		Ophthalmic goods: lenses and fittings.....	2	---
	Doors, window sash, frames, molding, and trim (made of metal).....	2	---		Optical instruments and lenses.....	1	---
					Organs.....	1	---
					Pencils (except mechanical) and crayons.....	2	---
					Pens, mechanical pencils, and pen points.....	4	619
					Photographic apparatus and materials and projection equipment (except lenses).....	7	---

See footnote at end of table.

TABLE 12.—INDUSTRIES IN "OTHER INDUSTRIES" GROUPS—NUMBER OF ESTABLISHMENTS AND NUMBER OF WAGE EARNERS, FOR THE STATE, FOR THE ALLENTOWN-BETHLEHEM, PHILADELPHIA-CAMDEN, PITTSBURGH, READING, SCRANTON-WILKES-BARRE, AND YOUNGSTOWN INDUSTRIAL AREAS, AND FOR PHILADELPHIA, PITTSBURGH, READING, AND SCRANTON: 1939—Continued

Group No. 1	INDUSTRY	Number of establishments	Wage earners	Group No. 1	INDUSTRY	Number of establishments	Wage earners
PHILADELPHIA-CAMDEN INDUSTRIAL AREA—Continued				PITTSBURGH INDUSTRIAL AREA—Continued			
20	Piano and organ parts and materials.....	1	-----	8	Greeting cards (except hand-painted).....	1	-----
	Pianos.....	1	-----		Periodicals: publishing and printing.....	14	162
	Soda fountains, beer dispensing equipment, and related products.....	2	-----	9	Ammunition.....	3	24
	Wool pulling.....	5	-----		Bluing.....	1	-----
PITTSBURGH INDUSTRIAL AREA					Compressed and liquefied gases—not made in petroleum refineries or in natural-gasoline plants.....	14	244
1	Baking powder, yeast, and other leavening compounds.....	1	-----		Explosives.....	1	-----
	Biscuit, crackers, and pretzels.....	6	550		Fireworks.....	2	-----
	Canned and dried fruits and vegetables (including canned soups).....	2	-----		Fish and other marine oils, cake, and meal.....	1	-----
	Cereal preparations.....	1	-----		Lubricating oils and greases—not made in petroleum refineries.....	7	210
	Cheese.....	1	-----		Mucilage, paste, and other adhesives, except glue and rubber cement.....	1	-----
	Chewing gum.....	1	-----		Paints, varnishes, and lacquers.....	21	337
	Condensed and evaporated milk.....	2	-----		Perfumes, cosmetics, and other toilet preparations.....	3	-----
	Creamery butter.....	9	66		Plastic materials.....	2	-----
	Cured fish.....	2	-----		Printing ink.....	1	-----
	Flavoring extracts and flavoring sirups, not elsewhere classified.....	2	-----	10	Roofing, built-up and roll; asphalt shingles; roof coating (except paint).....	1	-----
	Liquors, distilled.....	1	-----		-----	-----	-----
	Macaroni, spaghetti, vermicelli, and noodles.....	5	154	11	Rubber products not elsewhere classified.....	1	-----
	Pickled fruits and vegetables and vegetable sauces and seasonings.....	5	-----		Tires and inner tubes.....	1	-----
	Poultry dressing and packing, wholesale.....	1	-----	12	Industrial leather belting and packing leather.....	1	-----
	Preserves, jams, jellies, and fruit butters.....	2	-----		Leather goods not elsewhere classified.....	1	-----
	Sausage casings—not made in meat-packing establishments.....	1	-----		Leather: tanned, curried, and finished—regular factories or jobbers engaging contractors.....	1	-----
	Special dairy products.....	1	-----		Saddlery, harness, and whips.....	3	127
2	Cigars.....	5	-----		Suitcases, brief cases, bags, trunks, and other luggage.....	-----	-----
	Tobacco (chewing and smoking) and snuff.....	1	-----	13	Abrasive wheels, stones, paper, cloth, and related products.....	4	47
3	Processed waste and recovered wool fibers—regular factories or jobbers engaging contractors.....	1	-----		Cement.....	2	-----
	Woolen and worsted manufactures—regular factories or jobbers engaging contractors.....	2	-----		Clay products (except pottery) not elsewhere classified.....	1	-----
4	Canvas products (except bags).....	3	-----		Flat glass.....	6	3,117
	Curtains, draperies, and bedspreads—made in regular factories or by jobbers engaging contractors.....	2	-----		Hotel china.....	1	-----
	Embroideries, other than Schiff-machine products—contract factories.....	2	-----		Lime.....	3	22
	Fur coats and other fur garments, accessories, and trimmings.....	1	-----		Minerals and earths, ground or otherwise treated.....	3	693
	House dresses, uniforms, and aprons—made in inside factories or by jobbers engaging contractors.....	3	110		Pottery products not elsewhere classified.....	2	53
	Housefurnishings (except curtains, draperies, and bedspreads).....	6	287		Sand-lime brick, block and tile.....	2	-----
	Men's and boys' suits, coats, and overcoats (except work clothing)—made in contract factories.....	2	-----		Steam and other packing; pipe and boiler covering.....	3	33
	Men's and boys' suits, coats, and overcoats (except work clothing)—made in inside factories or by jobbers engaging contractors.....	2	-----		Vitreous-china plumbing fixtures.....	1	-----
	Miscellaneous fabricated textile products not elsewhere classified.....	1	-----		Wallboard and wall plaster (except gypsum), building insulation (except mineral wool), and floor composition.....	2	-----
	Suspenders, garters, and other goods made from purchased elastic material.....	1	-----		Whiteware.....	2	-----
	Textile bags—not made in textile mills.....	2	-----	14	Automobile stampings.....	1	-----
	Trimnings (not made in textile mills), stamped art goods, and art needlework—contract factories.....	1	-----		Cast-iron pipe and fittings.....	2	-----
	Trimnings (not made in textile mills), stamped art goods, and art needlework—made in regular factories or by jobbers engaging contractors.....	2	-----		Cutlery (except aluminum, silver, and plated cutlery) and edge tools.....	1	-----
	Trousers (semidress), wash suits, and washable service apparel.....	3	241		Doors, window sash, frames, molding, and trim (made of metal).....	2	-----
	Women's and misses' clothing, not elsewhere classified—made in inside factories or by jobbers engaging contractors.....	1	-----		Enameling, japanning, and lacquering.....	1	-----
	Women's and misses' dresses (except house dresses)—made in inside factories or by jobbers engaging contractors.....	2	-----		Galvanizing and other coating—carried on in plants not operated in connection with rolling mills.....	3	439
	Work clothing (except work shirts), sport garments (except leather), and other men's and boys' apparel, not elsewhere classified.....	3	59		Hardware not elsewhere classified.....	2	-----
	Work gloves and mittens: cloth, cloth and leather combined.....	2	-----		Heating and cooking apparatus, except electric, not elsewhere classified.....	1	-----
6	Baskets for fruits and vegetables.....	2	-----		Malleable-iron castings.....	1	-----
	Caskets, coffins, burial cases, and other morticians' goods.....	8	344		Nails, spikes, etc., not made in wire mills or in plants operated in connection with rolling mills.....	1	-----
	Cigar boxes: wooden, part wooden.....	3	-----		Oil burners, domestic and industrial.....	5	-----
	Cork products.....	1	-----		Saws.....	1	-----
	Window and door screens and weather strip.....	1	-----		Steam and hot-water heating apparatus (including hot-water furnaces).....	3	366
	Window shades.....	2	-----		Steam fittings, regardless of material.....	3	1,646
7	Coated and glazed paper.....	1	-----		Vitreous-enamelled products, including kitchen, household, and hospital utensils.....	3	1,413
	Converted paper products not elsewhere classified.....	1	-----		Wire drawn from purchased rods.....	3	979
	Envelopes.....	2	-----	15	Alloying; and rolling and drawing of nonferrous metals, except aluminum.....	5	520
	Paper and paperboard mills.....	2	-----		Aluminum products (including rolling and drawing and extruding), not elsewhere classified.....	4	3,074
8	Books: publishing and printing.....	2	-----		Aluminum ware, kitchen, hospital, and household (except electrical appliances).....	1	-----
	Books: publishing without printing.....	2	-----		Clocks, watches, and materials and parts (except watch-cases).....	1	-----
	Engraving (steel, copperplate, and wood); plate printing.....	6	185		Collapsible tubes.....	1	-----
	-----	-----	-----		Jewelry (precious metals).....	5	58
	-----	-----	-----		Primary smelting and refining of nonferrous metals.....	3	-----
	-----	-----	-----		Secondary smelting and refining, gold, silver, and platinum.....	1	-----
	-----	-----	-----		Secondary smelting and refining of nonferrous metals, not elsewhere classified.....	6	164
	-----	-----	-----		Silverware and plated ware.....	1	-----
	-----	-----	-----		Tin and other foils (except gold and silver foil).....	1	-----
	-----	-----	-----	16	Automotive electrical equipment.....	1	-----
	-----	-----	-----		Batteries, storage and primary (dry and wet).....	2	-----
	-----	-----	-----		Carbon products for the electrical industry, and manufactures of carbon or artificial graphite.....	2	-----

See footnote at end of table.

TABLE 12.—INDUSTRIES IN "OTHER INDUSTRIES" GROUPS—NUMBER OF ESTABLISHMENTS AND NUMBER OF WAGE EARNERS, FOR THE STATE, FOR THE ALLENTOWN-BETHLEHEM, PHILADELPHIA-CAMDEN, PITTSBURGH, READING, SCRANTON-WILKES-BARRE, AND YOUNGSTOWN INDUSTRIAL AREAS, AND FOR PHILADELPHIA, PITTSBURGH, READING, AND SCRANTON: 1939—Continued

Group No. ¹	INDUSTRY	Number of establishments	Wage earners	Group No. ¹	INDUSTRY	Number of establishments	Wage earners
PITTSBURGH INDUSTRIAL AREA—Continued				YOUNGSTOWN INDUSTRIAL AREA—Con.			
16	Communication equipment.....	3	917	7	Paperboard containers and boxes not elsewhere classified.....	1
	Electrical appliances.....	1				
	Electrical measuring instruments.....	1	8	Bookbinding and related industries.....	2
	Generating, distribution, and industrial apparatus, and apparatus for incorporation in manufactured products, not elsewhere classified.....	13		Lithographing and photo-lithographing (including preparation of stones or plates and dry transfers).....	1
	Insulated wire and cable.....	1		Machine and hand typesetting (including advertisement typesetting).....	1
17	Construction and similar machinery (except mining and oil-field machinery and tools).....	1		Periodicals; publishing and printing.....	1
	Elevators, escalators, and conveyors.....	2		Periodicals; publishing without printing.....	1
	Food-products machinery.....	2		Photoengraving, not done in printing establishments (including preparation of plates).....	2
	Machine tools.....	1	9	Chemicals not elsewhere classified.....	2
	Measuring instruments, mechanical (except electrical measuring instruments, watches, and clocks).....	3	674		Cleaning and polishing preparations, blackings, and dressings.....	2
	Metalworking machinery and equipment, not elsewhere classified.....	2		Coal-tar products, crude and intermediate.....	1
	Mining machinery and equipment.....	2		Compressed and liquefied gases—not made in petroleum refineries or in natural-gasoline plants.....	4	71
	Oil-field machinery and tools.....	2		Drugs and medicines (including drug grinding).....	2
	Printing-trades machinery and equipment.....	3	256		Explosives.....	1
	Pumping equipment and air compressors.....	3	198		Fireworks.....	1
	Steam engines, turbines, and water wheels.....	1		Insecticides, fungicides, and related industrial and household chemical compounds.....	2
	Stokers, mechanical, domestic and industrial.....	1		Lubricating oils and greases—not made in petroleum refineries.....	1
	Woodworking machinery.....	1		Paints, varnishes, and lacquers.....	2
19	Aircraft and parts, including aircraft engines.....	1	10	Oven coke and coke-oven byproducts.....	4	772
	Cars and car equipment—railroad, street, and rapid-transit.....	1		Roofing, built-up and roll; asphalt shingles; roof coating (except paint).....	1
	Locomotives (including frames) and parts: railroad, mining, and industrial.....	1	11	Rubber products not elsewhere classified.....	1
20	Artists' materials.....	1		Tires and inner tubes.....	1
	Beauty-shop and barber-shop equipment.....	1	12	Leather gloves and mittens.....	1
	Brushes.....	4	48		Leather goods not elsewhere classified.....	1
	Carbon paper and inked ribbons.....	1		Leather: tanned, curried, and finished—regular factories or jobbers engaging contractors.....	1
	Dental equipment and supplies.....	2	13	Abrasive wheels, stones, paper, cloth, and related products.....	1
	Fabricated plastic products, not elsewhere classified.....	2		Clay refractories, including refractory cement (clay).....	2
	Feathers, plumes, and artificial flowers.....	2		Hotel china.....	1
	Games and toys (except dolls and children's vehicles).....	2		Lime.....	2
	Lamp shades.....	1		Minerals and earths, ground or otherwise treated.....	6	247
	Miscellaneous fabricated products not elsewhere classified.....	3	22		Mirrors and other glass products made of purchased glass.....	1
	Optical instruments and lenses.....	2		Nonclay refractories.....	1
	Photographic apparatus and materials and projection equipment (except lenses).....	1		Pottery products not elsewhere classified.....	3	172
	Sporting and athletic goods not elsewhere classified.....	1		Sand-lime brick, block and tile.....	1
	Surgical supplies and equipment not elsewhere classified; orthopedic appliances.....	9	494		Seam and other packing; pipe and boiler covering.....	2
	Umbrellas, parasols, and canes.....	1		Tableware, pressed or blown glass, and glassware not elsewhere classified.....	2
	Wool pulling.....	1		Vitreous-china plumbing fixtures.....	1
YOUNGSTOWN INDUSTRIAL AREA				14	Automobile stampings.....	2
1	Candy and other confectionery products.....	2		Bolts, nuts, washers, and rivets—made in plants not operated in connection with rolling mills.....	2
	Cheese.....	2		Enameled-iron sanitary ware and other plumbers' supplies (not including pipe and vitreous and semivitreous china sanitary ware).....	2
	Condensed and evaporated milk.....	5	31		Fabricated structural steel and ornamental metal work, made in plants not operated in connection with rolling mills.....	11	1,691
	Flour and other grain-mill products.....	6	57		Forgings, iron and steel—made in plants not operated in connection with rolling mills.....	1
	Food preparations, not elsewhere classified.....	1		Gray-iron and semisteel castings.....	10	882
	Ice cream and ices.....	13	156		Hardware not elsewhere classified.....	2
	Macaroni, spaghetti, vermicelli, and noodles.....	1		Stamped and pressed metal products (except automobile stampings).....	6	1,283
	Malt liquors.....	3	92		Steam and hot-water heating apparatus (including hot-water furnaces).....	2
	Pickled fruits and vegetables and vegetable sauces and seasonings.....	1		Steel castings.....	3	1,031
	Poultry dressing and packing, wholesale.....	2		Stoves, ranges, water heaters, and hot-air furnaces (except electric).....	1
3	Rayon broad woven goods—regular factories or jobbers engaging contractors.....	1		Tin cans and other tinware not elsewhere classified.....	2
4	Canvas products (except bags).....	1		Tools (except edge tools, machine tools, files, and saws).....	1
	Housefurnishings (except curtains, draperies, and bedspreads).....	2		Vitreous-enameled products, including kitchen, household, and hospital utensils.....	1
	Men's and boys' suits, coats, and overcoats (except work clothing)—made in contract factories.....	1	15	Electroplating, plating, and polishing.....	1
	Raincoats and other waterproof garments (except oiled cotton).....	1		Lighting fixtures.....	1
	Textile bags—not made in textile mills.....	1		Nonferrous-metal products not elsewhere classified.....	1
	Trousers (semidress), wash suits, and washable service apparel.....	1	10	Batteries, storage and primary (dry and wet).....	1
	Work clothing (except work shirts), sports garments (except leather), and other men's and boys' apparel, not elsewhere classified.....	1		Communication equipment.....	1
6	Baskets for fruit and vegetables.....	2		Electric lamps.....	4
	Caskets, coffins, burial cases, and other morticians' goods.....	2		Insulated wire and cable.....	1
	Cooperage.....	2		Radio, radio tubes, and phonographs.....	1
	Mattresses and bedsprings.....	2		Wiring devices and supplies.....	1
	Office furniture.....	1				
	Partitions, shelving, cabinet work, and office and store fixtures.....	1				
	Upholstered household furniture.....	2				
	Window shades.....	1				
	Wooden boxes except cigar boxes.....	3	54				
	Wood products not elsewhere classified.....	2				

See footnote at end of table.

TABLE 12.—INDUSTRIES IN "OTHER INDUSTRIES" GROUPS—NUMBER OF ESTABLISHMENTS AND NUMBER OF WAGE EARNERS, FOR THE STATE, FOR THE ALLENTOWN-BETHLEHEM, PHILADELPHIA-CAMDEN, PITTSBURGH, READING, SCRANTON-WILKES-BARRE, AND YOUNGSTOWN INDUSTRIAL AREAS, AND FOR PHILADELPHIA, PITTSBURGH, READING, AND SCRANTON: 1939—Continued

Group No. ¹	INDUSTRY	Number of establishments	Wage earners	Group No. ¹	INDUSTRY	Number of establishments	Wage earners
YOUNGSTOWN INDUSTRIAL AREA—Con.				ALLENTOWN-BETHLEHEM INDUSTRIAL AREA—Continued			
17	Blowers; exhaust and ventilating fans.....	1	-----	4	Women's, children's, and infants' underwear and nightwear of silk and rayon woven fabrics.....	5	838
	Elevators, escalators, and conveyors.....	1	-----		Work clothing (except work shirts), sport garments (except leather), and other men's and boys' apparel, not elsewhere classified.....	2	-----
	Food-products machinery.....	1	-----	5	Sawmills, veneer mills, and cooperage-stock mills, including those combined with logging camps and with planing mills.....	1	-----
	Industrial machinery, not elsewhere classified.....	2	-----	6	Cigar boxes: wooden, part wooden.....	1	-----
	Internal-combustion engines.....	1	-----		Cooperage.....	1	-----
	Machine-tool and other metalworking-machinery accessories, metal-cutting and shaping tools, and machinists' precision tools.....	1	-----		Mattresses and bedsprings.....	2	-----
	Machine tools.....	1	-----		Office furniture.....	1	-----
	Oil-field machinery and tools.....	1	-----		Partitions, shelving, cabinet work, and office and store fixtures.....	2	-----
	Refrigerators, domestic (mechanical and absorption), refrigeration machinery and equipment, and complete air-conditioning units.....	1	-----	7	Converted paper products not elsewhere classified.....	1	-----
	Special-industry machinery, not elsewhere classified.....	1	-----		Paper bags, except those made in paper mills.....	1	-----
18	Motor vehicles, motor-vehicle bodies, parts and accessories.....	2	-----	8	Bookbinding and related industries.....	2	-----
20	Brooms.....	2	-----		Books: printing without publishing.....	1	-----
	Hand stamps, stencils, and brands.....	1	-----		Books: publishing and printing.....	1	-----
	Professional and scientific instruments (except surgical and dental).....	2	73		Greeting cards (except hand-painted).....	1	-----
	Signs, advertising displays, and advertising novelties.....	4	-----		Lithographing and photo-lithographing (including preparation of stones or plates and dry transfers).....	1	-----
	Surgical supplies and equipment not elsewhere classified; orthopedic appliances.....	2	-----		Periodicals: publishing and printing.....	1	-----
ALLENTOWN-BETHLEHEM INDUSTRIAL AREA					Photoengraving, not done in printing establishments (including preparation of plates).....	2	-----
1	Candy and other confectionery products.....	4	240	9	Bone black, carbon black, and lampblack.....	1	-----
	Condensed and evaporated milk.....	1	-----		Chemicals not elsewhere classified.....	2	-----
	Food preparations, not elsewhere classified.....	3	17		Colors and pigments.....	3	362
	Macaroni, spaghetti, vermicelli, and noodles.....	1	-----		Compressed and liquefied gases—not made in petroleum refineries or in natural-gasoline plants.....	3	32
	Meat packing, wholesale.....	4	308		Drugs and medicines (including drug grinding).....	3	9
	Sausages, prepared meats, and other meat products—not made in meat-packing establishments.....	2	-----		Explosives.....	1	-----
2	Cigars.....	4	-----		Fertilizers.....	1	-----
	Tobacco (chewing and smoking) and snuff.....	1	-----		Grease and tallow (except lubricating greases).....	3	14
3	Carpets, rugs, and mats made from such materials as paper fiber, grass, jute, flax, sisal, cotton, cocoa fiber, and rags.....	1	-----		Insecticides, fungicides, and related industrial and household chemical compounds.....	2	-----
	Cordage and twine.....	1	-----		Lubricating oils and greases—not made in petroleum refineries.....	1	-----
	Cotton narrow fabrics.....	1	-----		Paints, varnishes, and lacquers.....	1	-----
	Dyeing and finishing cotton, rayon, silk, and linen textiles.....	7	493		Perfumes, cosmetics, and other toilet preparations.....	1	-----
	Felt goods, wool, hair, and jute (except woven felts and hat bodies and hats).....	1	-----	10	Oven coke and coke-oven byproducts.....	1	-----
	Hosiery—seamless.....	1	-----		Paving blocks and paving mixtures: asphalt, creosoted wood, and composition.....	1	-----
	Jute goods (except felt).....	2	-----	11	Rubber products not elsewhere classified.....	1	-----
	Knitted outerwear (except knit gloves)—contract factories.....	2	-----	12	Footwear (except rubber).....	2	-----
	Rayon narrow fabrics.....	1	-----	13	Abrasive wheels, stones, paper, cloth, and related products.....	1	-----
	Rayon throwing and spinning—contract factories.....	3	370		Brick and hollow structural tile.....	1	-----
	Silk yarn and thread, spun or thrown—regular factories or jobbers engaging contractors.....	1	-----		Concrete products.....	9	151
	Woolen and worsted manufactures—contract factories.....	1	-----		Minerals and earths, ground or otherwise treated.....	1	-----
4	Children's and infants' wear not elsewhere classified—made in inside factories or by jobbers engaging contractors.....	1	-----		Mineral wool.....	2	-----
	Children's dresses—made in contract factories.....	1	-----		Natural graphite, ground and refined.....	1	-----
	Coats, suits, and skirts (except fur coats)—made in contract factories.....	1	-----	14	Blast-furnace products.....	1	-----
	Corsets and allied garments.....	1	-----		Cast-iron pipe and fittings.....	2	-----
	Curtains, draperies, and bedspreads—made in regular factories or by jobbers engaging contractors.....	1	-----		Fabricated structural steel and ornamental metal work, made in plants not operated in connection with rolling mills.....	5	363
	Dress and semidress gloves and mittens: cloth, cloth and leather combined.....	1	-----		Forgings, iron and steel—made in plants not operated in connection with rolling mills.....	1	-----
	Fur coats and other fur garments, accessories, and trimmings.....	1	-----		Hardware not elsewhere classified.....	2	-----
	Housefurnishings (except curtains, draperies, and bedspreads).....	2	-----		Malleable-iron castings.....	1	-----
	Men's and boys' underwear—made in contract factories.....	3	707		Stamped and pressed metal products (except automobile stampings).....	1	-----
	Men's and boys' underwear—made in inside factories or by jobbers engaging contractors.....	5	709		Steam fittings, regardless of material.....	1	-----
	Men's neckwear—made in inside factories or by jobbers engaging contractors.....	2	-----		Steel works and rolling mills.....	4	11,306
	Millinery.....	1	-----		Stoves, ranges, water heaters, and hot-air furnaces (except electric).....	1	-----
	Robes, lounging garments, and dressing gowns.....	1	-----		Tools (except edge tools, machine tools, files, and saws).....	2	-----
	Trousers (semidress), wash suits, and washable service apparel.....	3	151	15	Electroplating, plating, and polishing.....	3	121
	Women's and misses' blouses and waists—made in contract factories.....	6	297		Lighting fixtures.....	1	-----
	Women's and misses' clothing, not elsewhere classified—made in contract factories.....	1	-----		Nonferrous-metal foundries (except aluminum).....	2	-----
	Women's and misses' clothing, not elsewhere classified—made in inside factories or by jobbers engaging contractors.....	1	-----		Sheet-metal work not specifically classified.....	2	-----
	Women's, children's, and infants' underwear and nightwear of cotton and flannelette woven fabrics.....	2	-----	16	Automotive electrical equipment.....	1	-----
					Communication equipment.....	1	-----
					Generating, distribution, and industrial apparatus, and apparatus for incorporation in manufactured products, not elsewhere classified.....	1	-----
					Wiring devices and supplies.....	2	-----

See footnote at end of table.

TABLE 12.—INDUSTRIES IN "OTHER INDUSTRIES" GROUPS—NUMBER OF ESTABLISHMENTS AND NUMBER OF WAGE EARNERS, FOR THE STATE, FOR THE ALLENTOWN-BETHLEHEM, PHILADELPHIA-CAMDEN, PITTSBURGH, READING, SCRANTON-WILKES-BARRE, AND YOUNGSTOWN INDUSTRIAL AREAS, AND FOR PHILADELPHIA, PITTSBURGH, READING, AND SCRANTON: 1939—Continued

Group No.1	INDUSTRY	Number of establishments	Wage earners	Group No.1	INDUSTRY	Number of establishments	Wage earners
ALLENTOWN-BETHLEHEM INDUSTRIAL AREA—Continued				READING INDUSTRIAL AREA—Continued			
17	Agricultural machinery (except tractors).....	1	-----	9	Fireworks.....	1	-----
	Cars and trucks, industrial.....	1	-----		Insecticides, fungicides, and related industrial and household chemical compounds.....	3	62
	Machine-shop products, not elsewhere classified.....	7	30		Paints, varnishes, and lacquers.....	2	-----
	Machine-shop repairs.....	1	-----		Soap and glycerin.....	2	-----
	Metalworking machinery and equipment, not elsewhere classified.....	1	-----		Tanning materials, natural dyestuffs, mordants, assistants, and sizes.....	1	-----
	Printing-trades machinery and equipment.....	1	-----	10	Paving blocks and paving mixtures: asphalt, creosoted wood, and composition.....	4	16
	Pumping equipment and air compressors.....	1	-----	12	Women's pocketbooks, handbags, and purses.....	1	-----
	Sewing machines, domestic and industrial.....	2	-----	13	Brick and hollow structural tile.....	2	-----
	Special-industry machinery, not elsewhere classified.....	2	-----		Cement.....	1	-----
18	Motor vehicles, motor-vehicle bodies, parts and accessories.....	3	2,304		Minerals and earths, ground or otherwise treated.....	1	-----
19	Shipbuilding and ship repairing.....	1	-----	14	Blast-furnace products.....	1	-----
20	Games and toys (except dolls and children's vehicles).....	2	-----		Cast-iron pipe and fittings.....	2	-----
	Hand stamps, stencils, and brands.....	1	-----		Cutlery (except aluminum, silver, and plated cutlery) and edge tools.....	2	-----
	Models and patterns (except paper patterns).....	1	-----		Enameled-iron sanitary ware and other plumbers' supplies (not including pipe and vitreous and semi-vitreous china sanitary ware).....	1	-----
	Musical instruments, parts, and materials not elsewhere classified.....	1	-----		Enameling, japanning, and lacquering.....	1	-----
	Pencils (except mechanical) and crayons.....	2	-----		Power boilers and associated products.....	2	-----
	Professional and scientific instruments (except surgical and dental).....	2	-----		Stamped and pressed metal products (except automobile stampings).....	1	-----
	Signs, advertising displays, and advertising novelties.....	3	24		Steam and hot-water heating apparatus (including hot-water furnaces).....	1	-----
	Surgical supplies and equipment not elsewhere classified; orthopedic appliances.....	1	-----		Steel works and rolling mills.....	2	-----
READING INDUSTRIAL AREA					Stoves, ranges, water heaters, and hot-air furnaces (except electric).....	3	554
1	Candy and other confectionery products.....	8	693		Tools (except edge tools, machine tools, files, and saws).....	1	-----
	Chocolate and cocoa products.....	1	-----		Vitreous-enameled products, including kitchen, household, and hospital utensils.....	1	-----
	Condensed and evaporated milk.....	1	-----	15	Alloying; and rolling and drawing of nonferrous metals, except aluminum.....	1	-----
	Food preparations, not elsewhere classified.....	3	12		Aluminum products (including rolling and drawing and extruding), not elsewhere classified.....	1	-----
	Malt liquors.....	3	137		Electroplating, plating, and polishing.....	1	-----
	Meat packing, wholesale.....	4	223		Jewelry (precious metals).....	1	-----
	Sausages, prepared meats, and other meat products—not made in meat-packing establishments.....	3	8		Lighting fixtures.....	2	-----
	Wines.....	1	-----		Sheet-metal work not specifically classified.....	2	-----
2	Cigars.....	4	121	16	Automotive electrical equipment.....	1	-----
3	Cordage and twine.....	1	-----		Batteries, storage and primary (dry and wet).....	3	527
	Cotton broad woven goods.....	2	-----	17	Agricultural machinery (except tractors).....	2	-----
	Cotton narrow fabrics.....	2	-----		Commercial laundry, dry-cleaning, and pressing machinery.....	1	-----
	Dyeing and finishing cotton, rayon, silk, and linen textiles.....	2	-----		Construction and similar machinery (except mining and oil-field machinery and tools).....	2	-----
	Hat bodies and hats, fur-felt.....	3	-----		Elevators, escalators, and conveyors.....	2	-----
	Hat bodies and hats, wool-felt.....	1	-----		Industrial machinery, not elsewhere classified.....	3	91
	Knitted cloth.....	1	-----		Machine-shop products, not elsewhere classified.....	5	-----
	Knitted gloves.....	1	-----		Machine-shop repairs.....	2	-----
	Knitted outerwear (except knit gloves)—regular factories or jobbers engaging contractors.....	1	-----		Machine-tool and other metalworking-machinery accessories, metal-cutting and shaping tools, and machinists' precision tools.....	1	-----
	Rayon broad woven goods—contract factories.....	2	-----		Measuring instruments, mechanical (except electrical measuring instruments, watches, and clocks).....	1	-----
	Silk broad woven goods—regular factories or jobbers engaging contractors.....	1	-----		Mechanical power-transmission equipment.....	1	-----
	Silk narrow fabrics.....	1	-----		Refrigerators, domestic (mechanical and absorption), refrigeration machinery and equipment, and complete air-conditioning units.....	2	-----
	Silk throwing and spinning—contract factories.....	2	-----		Sewing machines, domestic and industrial.....	1	-----
	Silk yarn and thread, spun or thrown—regular factories or jobbers engaging contractors.....	1	-----		Special-industry machinery, not elsewhere classified.....	1	-----
4	Embroideries: Schiffli-machine products.....	3	85		Stokers, mechanical, domestic and industrial.....	1	-----
	Men's and boys' suits, coats, and overcoats (except work clothing)—made in contract factories.....	2	-----		Textile machinery.....	4	2,793
	Women's and misses' dresses (except house dresses)—made in inside factories or by jobbers engaging contractors.....	1	-----	18	Motor vehicles, motor-vehicle bodies, parts and accessories.....	5	-----
	Women's, children's, and infants' underwear and night wear of knitted fabrics.....	1	-----	20	Brushes.....	1	-----
	Work clothing (except work shirts), sport garments (except leather), and other men's and boys' apparel, not elsewhere classified.....	1	-----		Feathers, plumes, and artificial flowers.....	1	-----
	Work shirts.....	1	-----		Ophthalmic goods: lenses and fittings.....	2	-----
6	Caskets, coffins, burial cases, and other morticians' goods.....	1	-----		Soda fountains, beer dispensing equipment, and related products.....	1	-----
	Cigar boxes: wooden, part wooden.....	2	-----		Sporting and athletic goods, not elsewhere classified.....	1	-----
	Cooperage.....	1	-----		Surgical supplies and equipment, not elsewhere classified; orthopedic appliances.....	1	-----
	Public-building furniture.....	4	-----	SCRANTON-WILKES-BARRE INDUSTRIAL AREA			
	Upholstered household furniture.....	1	-----	1	Cheese.....	1	-----
	Wooden boxes except cigar boxes.....	1	-----		Condensed and evaporated milk.....	2	-----
7	Coated and glazed paper.....	2	-----		Flour and other grain-mill products.....	2	-----
	Paper and paperboard mills.....	2	-----		Food preparations, not elsewhere classified.....	1	-----
8	Bookbinding and related industries.....	2	-----		Liquors, distilled.....	1	-----
	Books: printing without publishing.....	1	-----		Liquors, rectified or blended.....	1	-----
	Lithographing and photo-lithographing (including preparation of stones or plates and dry transfers).....	1	-----		Macaroni, spaghetti, vermicelli, and noodles.....	1	-----
	Periodicals: publishing and printing.....	2	-----	2	Cigars.....	5	-----
	Periodicals: publishing without printing.....	2	-----		Tobacco (chewing and smoking) and snuff.....	2	-----
	Photoengraving, not done in printing establishments (including preparation of plates).....	2	-----				
9	Chemicals not elsewhere classified.....	1	-----				
	Drugs and medicines (including drug grinding).....	2	-----				

See footnote at end of table.

TABLE 12.—INDUSTRIES IN "OTHER INDUSTRIES" GROUPS—NUMBER OF ESTABLISHMENTS AND NUMBER OF WAGE EARNERS, FOR THE STATE, FOR THE ALLENTOWN-BETHLEHEM, PHILADELPHIA-CAMDEN, PITTSBURGH, READING, SCRANTON-WILKES-BARRE, AND YOUNGSTOWN INDUSTRIAL AREAS, AND FOR PHILADELPHIA, PITTSBURGH, READING, AND SCRANTON: 1939—Continued

Group No.	INDUSTRY	Number of establishments	Wage earners	Group No.	INDUSTRY	Number of establishments	Wage earners
SCRANTON-WILKES-BARRE INDUSTRIAL AREA—Continued				SCRANTON-WILKES-BARRE INDUSTRIAL AREA—Continued			
3	Finishing of men's and boys' hats of fur-felt, wool-felt, and straw.....	1		14	Power boilers and associated products.....	2	
	Hosiery—seamless.....	2			Springs, steel (except wire)—made in plants not operated in connection with rolling mills.....	1	
	Knitted cloth.....	2			Steam fittings, regardless of material.....	1	
	Knitted outerwear (except knit gloves)—contract factories.....	1			Steel castings.....	1	
	Rayon narrow fabrics.....	1			Tin cans and other tinware not elsewhere classified.....	2	
	Silk broad woven goods—contract factories.....	1			Tools (except edge tools, machine tools, files, and saws).....	1	
	Silk broad woven goods—regular factories or jobbers engaging contractors.....	1			Wire drawn from purchased rods.....	2	
	Silk yarn and thread, spun or thrown—regular factories or jobbers engaging contractors.....	5	1,048	15	Electroplating, plating, and polishing.....	1	
		3	701		Nonferrous-metal foundries (except aluminum).....	1	
4	Children's dresses—made in contract factories.....	2			Sheet-metal work not specifically classified.....	1	
	Coats, suits, and skirts (except fur coats)—made in inside factories or by jobbers engaging contractors.....	1		16	Batteries, storage and primary (dry and wet).....	1	
	Corsets and allied garments.....	1			Communication equipment.....	1	
	Embroideries, other than Schiffli-machine products—made in regular factories or by jobbers engaging contractors.....	1			Electrical products not elsewhere classified.....	1	
	Embroideries: Schiffli-machine products.....	2			Electric lamps.....	1	
	House dresses, uniforms, and aprons—made in contract factories.....	3	286	17	Machine-shop repairs.....	4	116
	House dresses, uniforms, and aprons—made in inside factories or by jobbers engaging contractors.....	2			Machine-tool and other metalworking-machinery accessories, metal-cutting and shaping tools, and machinists' precision tools.....	1	
	Men's and boys' suits, coats, and overcoats (except work clothing)—made in contract factories.....	1			Mining machinery and equipment.....	4	348
	Millinery.....	2			Office and store machines not elsewhere classified.....	1	
	Women's and misses' clothing, not elsewhere classified—made in inside factories or by jobbers engaging contractors.....	2			Printing-trades machinery and equipment.....	1	
	Women's and misses' dresses (except house dresses)—made in contract factories.....	3	293		Pumping equipment and air compressors.....	2	
	Women's and misses' dresses (except house dresses)—made in inside factories or by jobbers engaging contractors.....	1			Refrigerators, domestic (mechanical and absorption), refrigeration machinery and equipment, and complete air-conditioning units.....	1	
	Women's, children's, and infants' underwear and nightwear of cotton and flannelette woven fabrics.....	1			Textile machinery.....	9	189
	Women's, children's, and infants' underwear and nightwear of silk and rayon woven fabrics.....	1		20	Fabricated plastic products, not elsewhere classified.....	1	
	Work shirts.....	1			Furs, dressed and dyed.....	1	
5	Logging camps and logging contractors (not operating sawmills).....	2			Lamp shades.....	1	
6	Baskets for fruits and vegetables.....	1			Professional and scientific instruments (except surgical and dental).....	1	
	Caskets, coffins, burials cases, and other morticians' goods.....	2			Surgical supplies and equipment not elsewhere classified; orthopedic appliances.....	1	
	Household furniture, except upholstered.....	1		CITY OF PHILADELPHIA			
	Partitions, shelving, cabinet work, and office and store fixtures.....	2		1	Baking powder, yeast, and other leavening compounds.....	1	
	Upholstered household furniture.....	2			Blended and prepared flour made from purchased flour.....	1	
	Venetian blinds.....	1			Cereal preparations.....	2	
	Window shades.....	1			Cheese.....	2	
	Wood products not elsewhere classified.....	1			Chewing gum.....	2	
7	Paper and paperboard mills.....	1			Chocolate and cocoa products.....	2	
8	Bookbinding and related industries.....	2			Cooking and other edible fats and oils, not elsewhere classified.....	1	
	Books: printing without publishing.....	1			Creamery butter.....	1	
	Books: publishing and printing.....	1			Cured fish.....	3	
	Books: publishing without printing.....	1			Custom slaughtering, wholesale.....	1	
	Electrotyping and stereotyping, not done in printing establishments.....	1			Flavoring extracts and flavoring sirups, not elsewhere classified.....	18	95
	Lithographing and photo-lithographing (including preparation of stones or plates and dry transfers).....	2			Flour and other grain-mill products.....	1	
	Newspapers: publishing without printing.....	1			Food preparations, not elsewhere classified.....	27	161
	Periodicals: publishing and printing.....	1			Liquors, distilled.....	3	
9	Cleaning and polishing preparations, blackings, and dressings.....	2			Liquors, rectified or blended.....	10	
	Colors and pigments.....	1			Macaroni, spaghetti, vermicelli, and noodles.....	3	
	Compressed and liquefied gases—not made in petroleum refineries or in natural-gasoline plants.....	1			Poultry dressing and packing, wholesale.....	2	
	Drugs and medicines (including drug grinding).....	3	10		Preserves, jams, jellies, and fruit butters.....	1	
	Explosives.....	4	163		Quick-frozen foods.....	1	
	Fireworks.....	1			Sausages, prepared meats, and other meat products—not made in meat-packing establishments.....	25	626
	Insecticides, fungicides, and related industrial and household chemical compounds.....	2			Special dairy products.....	1	
10	Paving blocks and paving mixtures: asphalt, creosoted wood, and composition.....	2			Vinegar and cider.....	2	
12	Footwear (except rubber).....	1		2	Cigarettes.....	1	
	Women's pocketbooks, handbags, and purses.....	2			Cigars.....	31	7,410
13	Brick and hollow structural tile.....	1			Tobacco (chewing and smoking) and snuff.....	4	
	Minerals and earths, ground or otherwise treated.....	2		3	Artificial leather and oilcloth.....	1	
	Mirrors and other glass products made of purchased glass.....	1			Carpets and rugs, wool.....	12	2,698
	Monuments, tombstones, cut-stone, and stone products not elsewhere classified.....	2			Carpets, rugs, and mats made from such materials as paper fiber, grass, jute, flax, sisal, cotton, cocoa fiber, and rags.....	12	
					Carpet yarn, woolen and worsted.....	12	804
					Cordage and twine.....	4	
					Cotton thread.....	2	
					Dyeing and finishing woolen and worsted.....	17	
					Felt goods, wool, hair, and jute (except woven felts and hat bodies and hats).....	2	
					Finishing of men's and boys' hats of fur-felt, wool-felt, and straw.....	7	
					Hat bodies and hats, fur-felt.....	1	
					Jute goods (except felt).....	1	
					Linen goods.....	1	
					Linoleum, asphalted-felt-base, and other hard-surface floor coverings, not elsewhere classified.....	1	
					Processed waste and recovered wool fibers—contract factories.....	1	
					Processed waste and recovered wool fibers—regular factories or jobbers engaging contractors.....	17	

See footnote at end of table.

TABLE 12.—INDUSTRIES IN "OTHER INDUSTRIES" GROUPS—NUMBER OF ESTABLISHMENTS AND NUMBER OF WAGE EARNERS, FOR THE STATE, FOR THE ALLENTOWN-BETHLEHEM, PHILADELPHIA-CAMDEN, PITTSBURGH, READING, SCRANTON-WILKES-BARRE, AND YOUNGSTOWN INDUSTRIAL AREAS, AND FOR PHILADELPHIA, PITTSBURGH, READING, AND SCRANTON: 1939—Continued

Group No.1	INDUSTRY	Number of establishments	Wage earners	Group No.1	INDUSTRY	Number of establishments	Wage earners
CITY OF PHILADELPHIA—Continued				CITY OF PHILADELPHIA—Continued			
3	Rayon broad woven goods—regular factories or jobbers engaging contractors	3	---	9	Fertilizers	3	314
	Silk broad woven goods—regular factories or jobbers engaging contractors	1	---		Glue and gelatin	5	181
	Silk yarn and thread, spun or thrown—regular factories or jobbers engaging contractors	4	---		Lined oil, cake, and meal	2	---
	Woolen and worsted manufactures—contract factories	10	510		Lubricating oils and greases—not made in petroleum refineries	13	---
4	Children's and infants' wear not elsewhere classified—made in contract factories	1	---		Mucilage, paste, and other adhesives, except glue and rubber cement	6	---
	Children's coats—made in inside factories or by jobbers engaging contractors	3	73		Plastic materials	1	---
	Clothing, leather and sheep-lined	3	---		Soap and glycerin	12	422
	Coats, suits, and skirts (except fur coats)—made in contract factories	6	---	10	Oven coke and coke-oven byproducts	1	---
	Coats, suits, and skirts (except fur coats)—made in inside factories or by jobbers engaging contractors	27	624		Paving blocks and paving mixtures: asphalt, creosoted wood, and composition	2	---
	Corsets and allied garments	5	---		Petroleum refining	2	---
	Curtains, draperies, and bedspreads—contract factories	2	---		Roofing, built-up and roll; asphalt shingles; roof coating (except paint)	3	232
	Curtains, draperies, and bedspreads—made in regular factories or by jobbers engaging contractors	10	498	11	Rubber products not elsewhere classified	13	1,032
	Embroideries, other than Schiffli-machine products—made in regular factories or by jobbers engaging contractors	3	---	12	Boot and shoe cut stock and findings	5	---
	House dresses, uniforms, and aprons—made in inside factories or by jobbers engaging contractors	28	---		Leather: tanned, curried, and finished—contract factories	2	---
	Housefurnishings (except curtains, draperies, and bedspreads)	25	---		Leather: tanned, curried, and finished—regular factories or jobbers engaging contractors	18	3,732
	Men's and boys' hats and caps (except felt and straw)	16	---		Saddlery, harness, and whips	2	---
	Men's and boys' underwear—made in inside factories or by jobbers engaging contractors	3	132		Small leather goods	5	---
	Men's neckwear—made in contract factories	1	---		Suitcases, brief cases, bags, trunks, and other luggage	26	---
	Men's neckwear—made in inside factories or by jobbers engaging contractors	21	428	13	Abrasive wheels, stones, paper, cloth, and related products	5	332
	Raincoats and other waterproof garments (except oiled cotton)	2	---		Asbestos products (except steam packing and pipe and boiler covering)	2	---
	Suspenders, garters, and other goods made from purchased elastic material	2	---		Brick and hollow structural tile	2	---
	Textile bags—not made in textile mills	7	---		Clay refractories, including refractory cement (clay)	3	---
	Trimings (not made in textile mills), stamped art goods, and art needlework—made in regular factories or by jobbers engaging contractors	7	115		Gypsum products	1	---
	Trousers (semidress), wash suits, and washable service apparel	19	624		Minerals and earths, ground or otherwise treated	3	43
	Women's and misses' clothing, not elsewhere classified—made in contract factories	6	---		Nonclay refractories	1	---
	Women's and misses' clothing, not elsewhere classified—made in inside factories or by jobbers engaging contractors	14	---		Pottery products not elsewhere classified	1	---
	Women's, children's, and infants' underwear and nightwear of knitted fabrics	3	---		Tableware, pressed or blown glass, and glassware not elsewhere classified	1	---
	Women's, children's, and infants' underwear and nightwear of silk and rayon woven fabrics	9	---		Terra cotta	1	---
	Women's neckwear, scarfs, etc.	3	43		Wallboard and wall plaster (except gypsum), building insulation (except mineral wool), and floor composition	5	---
6	Cigar boxes: wooden, part wooden	2	---	14	Automobile stampings	1	---
	Cooperage	7	104		Doors, window sash, frames, molding, and trim (made of metal)	2	---
	Laboratory, hospital, and other professional furniture	6	---		Enameling, japanning, and lacquering	2	---
	Lasts and related products	2	---		Firearms	1	---
	Mirror frames and picture frames	10	---		Galvanizing and other coating—carried on in plants not operated in connection with rolling mills	3	246
	Public-building furniture	2	---		Heating and cooking apparatus, except electric, not elsewhere classified	6	376
	Rattan and willowware (except furniture) and baskets other than vegetable and fruit baskets	1	---		Nails, spikes, etc., not made in wire mills or in plants operated in connection with rolling mills	1	---
	Venetian blinds	2	---		Oil burners, domestic and industrial	4	---
	Window and door screens and weather strip	3	95		Safes and vaults	2	---
	Window shades	3	---		Saws	8	99
	Wood preserving	1	---		Screw-machine products and wood screws	3	176
	Wood products not elsewhere classified	7	---		Springs, steel (except wire)—made in plants not operated in connection with rolling mills	10	246
7	Coated and glazed paper	6	---		Stamped and pressed metal products (except automobile stampings)	3	14
	Envelopes	11	---		Steam and hot-water heating apparatus (including hot-water furnaces)	7	---
	Fiber cans, tubes, and similar products	7	132		Steam fittings, regardless of material	1	---
	Wallpaper	1	---		Steel barrels, kogs, and drums	1	---
	Electrotyping and stereotyping, not done in printing establishments	7	---		Steel castings	1	---
	Engraving (steel, copperplate, and wood); plate printing	26	755		Steel works and rolling mills	3	2,912
	Lithographing and photo-lithographing (including preparation of stones or plates and dry transfers)	26	1,089		Tin cans and other tinware not elsewhere classified	8	1,237
	Machine and hand typesetting (including advertisement typesetting)	23	338		Tools (except edge tools, machine tools, files, and saws)	8	---
	Periodicals: publishing and printing	23	2,911		Vitreous-enamelled products, including kitchen, household, and hospital utensils	1	---
	Photoengraving, not done in printing establishments (including preparation of plates)	22	---		Wire drawn from purchased rods	1	---
9	Bluing	1	---	15	Alloying; and rolling and drawing of nonferrous metals, except aluminum	15	---
	Bone black, carbon black, and lampblack	2	---		Aluminum products (including rolling and drawing and extruding), not elsewhere specified	2	---
	Candles	2	---		Clocks, watches, and materials and parts (except watch-cases)	1	---
	Chemicals not elsewhere classified	20	1,684		Engraving on metal (except for printing purposes)	2	141
	Cleaning and polishing preparations, blackings, and dressings	16	141		Gold and silver leaf and foil	3	277
	Coal-tar products, crude and intermediate	1	---		Nonferrous-metal foundries (except aluminum)	20	180
	Colors and pigments	3	---		Nonferrous-metal products not elsewhere classified	11	---
	Drugs and medicines (including drug grinding)	41	1,673		Secondary smelting and refining, gold, silver, and platinum	2	---
					Silverware and plated ware	6	---
				10	Batteries, storage and primary (dry and wet)	4	---
					Carbon products for the electrical industry, and manufactures of carbon or artificial graphite	2	---
					Communication equipment	8	---
					Electrical appliances	3	---

See footnote at end of table.

TABLE 12.—INDUSTRIES IN "OTHER INDUSTRIES" GROUPS—NUMBER OF ESTABLISHMENTS AND NUMBER OF WAGE EARNERS, FOR THE STATE, FOR THE ALLENTOWN-BETHLEHEM, PHILADELPHIA-CAMDEN, PITTSBURGH, READING, SCRANTON-WILKES-BARRE, AND YOUNGSTOWN INDUSTRIAL AREAS, AND FOR PHILADELPHIA, PITTSBURGH, READING, AND SCRANTON: 1939—Continued

Group No.1	INDUSTRY	Number of establishments	Wage earners	Group No.1	INDUSTRY	Number of establishments	Wage earners
CITY OF PHILADELPHIA—Continued				CITY OF PITTSBURGH—Continued			
16	Electrical measuring instruments.....	2		1	Flavoring extracts and flavoring sirups, not elsewhere classified.....	2	
	Electrical products not elsewhere classified.....	3			Liquors, rectified or blended.....	2	
	Generating, distribution, and industrial apparatus, and apparatus for incorporation in manufactured products, not elsewhere classified.....	13	2,651		Macaroni, spaghetti, vermicelli, and noodles.....	3	
	Insulated wire and cable.....	3			Malt liquors.....	3	711
	Radios, radio tubes, and phonographs.....	1			Pickled fruits and vegetables and vegetable sauces and seasonings.....	4	
	Wiring devices and supplies.....	2			Poultry dressing and packing, wholesale.....	1	
	X-ray and therapeutic apparatus and electronic tubes.....	3			Prepared feeds (including mineral) for animals and fowls.....	2	
17	Agricultural machinery (except tractors).....	2			Preserves, jams, jellies, and fruit butters.....	2	
	Cars and trucks, industrial.....	2			Sausage casings—not made in meat-packing establishments.....	1	
	Commercial laundry, dry-cleaning, and pressing machinery.....	1			Sausages, prepared meats, and other meat products—not made in meat-packing establishments.....	7	
	Construction and similar machinery (except mining and oil-field machinery and tools).....	5			Special dairy products.....	1	
	Elevators, escalators, and conveyors.....	11	835	2	Cigars.....	5	
	Industrial machinery, not elsewhere classified.....	21			Tobacco (chewing and smoking) and snuff.....	1	
	Internal-combustion engines.....	2		3	Woolen and worsted manufactures—regular factories or jobbers engaging contractors.....	1	
	Machine tools.....	6					
	Measuring and dispensing pumps.....	1		4	Canvas products (except bags).....	2	
	Measuring instruments, mechanical (except electrical measuring instruments, watches, and clocks).....	3			Curtains, draperies, and bedspreads—made in regular factories or by jobbers engaging contractors.....	2	
	Mining machinery and equipment.....	1			Embroideries, other than Schiffli-machine products—contract factories.....	2	
	Office and store machines not elsewhere classified.....	2			Fur coats and other fur garments, accessories, and trimmings.....	1	
	Paper-mill, pulp-mill, and paper-products machinery.....	7			House dresses, uniforms, and aprons—made in inside factories or by jobbers engaging contractors.....	1	
	Printing-trades machinery and equipment.....	7			Housefurnishings (except curtains, draperies, and bedspreads).....	4	
	Pumping equipment and air compressors.....	4	20		Men's and boys' suits, coats, and overcoats (except work clothing)—made in contract factories.....	2	
	Refrigerators, domestic (mechanical and absorption), refrigeration machinery and equipment, and complete air-conditioning units.....	14			Men's and boys' suits, coats, and overcoats (except work clothing)—made in inside factories or by jobbers engaging contractors.....	2	
	Scales and balances.....	4			Miscellaneous fabricated textile products not elsewhere classified.....	1	
	Special-industry machinery, not elsewhere classified.....	5			Suspenders, garters, and other goods made from purchased elastic material.....	1	
	Textile machinery.....	27	1,779		Textile bags—not made in textile mills.....	1	
	Vending, amusement, and other coin-operated machines.....	1			Trimnings (not made in textile mills), stamped art goods, and art needlework—contract factories.....	1	
	Woodworking machinery.....	1			Trimnings (not made in textile mills), stamped art goods, and art needlework—made in regular factories or by jobbers engaging contractors.....	2	
18	Motor vehicles, motor-vehicle bodies, parts and accessories.....	24	5,904		Trousers (semidress), wash suits, and washable service apparel.....	3	241
19	Aircraft and parts, including aircraft engines.....	1			Women's and misses' dresses (except house dresses)—made in inside factories or by jobbers engaging contractors.....	2	
	Boat building and boat repairing.....	1			Work clothing (except work shirts), sport garments (except leather), and other men's and boys' apparel, not elsewhere classified.....	2	
	Cars and car equipment—railroad, street, and rapid-transit.....	3			Work gloves and mittens: cloth, cloth and leather combined.....	1	
	Motorcycles, bicycles, and parts.....	1		6	Baskets for fruits and vegetables.....	1	
	Transportation equipment not elsewhere classified.....	1			Caskets, coffins, burial cases, and other morticians' goods.....	5	287
20	Artists' materials.....	2			Cigar boxes: wooden, part wooden.....	1	
	Beauty-shop and barber-shop equipment.....	2			Cooperage.....	2	
	Brooms.....	6	35		Cork products.....	2	
	Brushes.....	12			Household furniture, except upholstered.....	7	
	Buttons.....	8			Partitions, shelving, cabinet work, and office and store fixtures.....	4	
	Carbon paper and inked ribbons.....	2			Upholstered household furniture.....	2	
	Children's vehicles.....	1			Venetian blinds.....	1	
	Costume jewelry and costume novelties (jewelry other than fine jewelry).....	1			Window and door screens and weather strip.....	2	
	Dolls (except rubber).....	1			Window shades.....	2	
	Fabricated plastic products, not elsewhere classified.....	3	58		Wooden boxes except cigar boxes.....	2	
	Fire extinguishers, chemical.....	1			Wood products not elsewhere classified.....	2	
	Furs, dressed and dyed.....	3	40				
	Models and patterns (except paper patterns).....	13	92	7	Coated and glazed paper.....	1	
	Musical instruments, parts, and materials not elsewhere classified.....	1			Converted paper products not elsewhere classified.....	1	
	Needles, pins, hooks and eyes, and slide and snap fasteners.....	3			Envelopes.....	2	
	Ophthalmic goods: lenses and fittings.....	2		8	Books: publishing and printing.....	2	
	Optical instruments and lenses.....	1			Books: publishing without printing.....	2	
	Organs.....	1			Engraving (steel, copperplate, and wood); plate printing.....	6	185
	Pencils (except mechanical) and crayons.....	2			Periodicals: publishing and printing.....	10	124
	Pens, mechanical pencils, and pen points.....	1		9	Ammunition.....	2	
	Photographic apparatus and materials and projection equipment (except lenses).....	7			Chemicals not elsewhere classified.....	2	
	Piano and organ parts and materials.....	1			Cleaning and polishing preparations, blackings, and dressings.....	4	
	Professional and scientific instruments (except surgical and dental).....	17			Drugs and medicines (including drug grinding).....	10	73
	Soda fountains, beer dispensing equipment, and related products.....	2			Grease and tallow (except lubricating greases).....	2	
	Sporting and athletic goods not elsewhere classified.....	6	184		Insecticides, fungicides, and related industrial and household chemical compounds.....	4	49
	Surgical supplies and equipment not elsewhere classified; orthopedic appliances.....	16					
	Wool pulling.....	5					
CITY OF PITTSBURGH							
1	Baking powder, yeast, and other leavening compounds.....	1					
	Biscuit, crackers, and pretzels.....	5					
	Canned and dried fruits and vegetables (including canned soups).....	1					
	Cheese.....	1					
	Chewing gum.....	1					
	Condensed and evaporated milk.....	1					
	Creamery butter.....	4	49				
	Cured fish.....	2					

See footnote at end of table.

TABLE 12.—INDUSTRIES IN "OTHER INDUSTRIES" GROUPS—NUMBER OF ESTABLISHMENTS AND NUMBER OF WAGE EARNERS, FOR THE STATE, FOR THE ALLENTOWN-BETHLEHEM, PHILADELPHIA-CAMDEN, PITTSBURGH, READING, SCRANTON-WILKES-BARRE, AND YOUNGSTOWN INDUSTRIAL AREAS, AND FOR PHILADELPHIA, PITTSBURGH, READING, AND SCRANTON: 1939—Continued

Group No.¹	INDUSTRY	Number of establishments	Wage earners	Group No.¹	INDUSTRY	Number of establishments	Wage earners
CITY OF PITTSBURGH—Continued				CITY OF PITTSBURGH—Continued			
9	Lubricating oils and greases—not made in petroleum refineries.....	4	206	17	Food-products machinery.....	1
	Mucilage, paste, and other adhesives, except glue and rubber cement.....	1		Industrial machinery, not elsewhere classified.....	1
	Perfumes, cosmetics, and other toilet preparations.....	3		Machine-tool and other metalworking-machinery accessories, metal-cutting and shaping tools, and machinists' precision tools.....	5	45
	Printing ink.....	1		Machine tools.....	1
10	Oven coke and coke-oven byproducts.....	1		Measuring instruments, mechanical (except electrical measuring instruments, watches, and clocks).....	3	674
	Paving blocks and paving mixtures: asphalt, creosoted wood, and composition.....	1		Mechanical power-transmission equipment.....	6
	Petroleum refining.....	1		Metalworking machinery and equipment, not elsewhere classified.....	1
	Roofing, built-up and roll; asphalt shingles; roof coating (except paint).....	1		Printing-trades machinery and equipment.....	3	266
11	Rubber products not elsewhere classified.....	1		Pumping equipment and air compressors.....	1
12	Industrial leather belting and packing leather.....	1		Special-industry machinery, not elsewhere classified.....	1
	Leather goods not elsewhere classified.....	1	18	Motor vehicles, motor-vehicle bodies, parts and accessories.....	5	132
	Leather: tanned, curried, and finished—regular factories or jobbers engaging contractors.....	1	19	Locomotives (including frames) and parts: railroad, mining, and industrial.....	1
	Saddlery, harness, and whips.....	1	20	Beauty-shop and barber-shop equipment.....	1
	Suitcases, brief cases, bags, trunks, and other luggage.....	3	127		Brooms.....	3
13	Abrasive wheels, stones, paper, cloth, and related products.....	2		Brushes.....	4	48
	Brick and hollow structural tile.....	2		Dental equipment and supplies.....	2
	Cement.....	1		Fabricated plastic products, not elsewhere classified.....	1
	Clay refractories, including refractory cement (clay).....	1		Feathers, plumes, and artificial flowers.....	2
	Glass containers.....	1		Games and toys (except dolls and children's vehicles).....	1
	Mirrors and other glass products made of purchased glass.....	9	139		Lamp shades.....	1
	Porcelain electrical supplies.....	1		Miscellaneous fabricated products not elsewhere classified.....	3
	Pottery products not elsewhere classified.....	1		Models and patterns (except paper patterns).....	7
	Steam and other packing; pipe and boiler covering.....	1		Optical instruments and lenses.....	1
	Tableware, pressed or blown glass, and glassware not elsewhere classified.....	1		Photographic apparatus and materials and projection equipment (except lenses).....	1
	Wallboard and wall plaster (except gypsum), building insulation (except mineral wool), and floor composition.....	2		Signs, advertising displays, and advertising novelties.....	11	154
14	Automobile stampings.....	1		Sporting and athletic goods not elsewhere classified.....	1
	Blast-furnace products.....	1		Surgical supplies and equipment not elsewhere classified; orthopedic appliances.....	8
	Bolts, nuts, washers, and rivets—made in plants not operated in connection with rolling mills.....	3	1,280		Umbrellas, parasols, and canes.....	1
	Cutlery (except aluminum, silver, and plated cutlery) and edge tools.....	1		Wool pulling.....	1
	Doors, window sash, frames, molding, and trim (made of metal).....	1	CITY OF READING			
	Enameled-iron sanitary ware and other plumbers' supplies (not including pipe and vitreous and semi-vitreous china sanitary ware).....	2	1	Candy and other confectionery products.....	7
	Enameling, japanning, and lacquering.....	1		Chocolate and cocoa products.....	1
	Galvanizing and other coating—carried on in plants not operated in connection with rolling mills.....	2		Creamery butter.....	2
	Hardware not elsewhere classified.....	3	439		Flour and other grain-mill products.....	1
	Heating and cooking apparatus, except electric, not elsewhere classified.....	2		Food preparations, not elsewhere classified.....	3	12
	Steam and hot-water heating apparatus (including hot-water furnaces).....	1		Malt liquors.....	2
	Steam fittings, regardless of material.....	1		Meat packing, wholesale.....	2
	Steel castings.....	4	996		Nonalcoholic beverages.....	5	14
	Tin cans and other tinware not elsewhere classified.....	1		Prepared feeds (including mineral) for animals and fowls.....	1
	Tools (except edge tools, machine tools, files, and saws).....	5		Sausages, prepared meats, and other meat products—not made in meat-packing establishments.....	1
	Wrought pipes, welded and heavy riveted—made in plants not operated in connection with rolling mills.....	1	2	Cigars.....	3
15	Alloying; and rolling and drawing of nonferrous metals, except aluminum.....	4	3	Cordage and twine.....	1
	Clocks, watches, and materials and parts (except watchcases).....	1		Cotton broad woven goods.....	2
	Electroplating, plating, and polishing.....	5		Cotton narrow fabrics.....	1
	Jewelry (precious metals).....	5		Dyeing and finishing cotton, rayon, silk, and linen textiles.....	2
	Lighting fixtures.....	3	112		Hat bodies and hats, fur-felt.....	1
	Nonferrous-metal products not elsewhere classified.....	3		Hat bodies and hats, wool-felt.....	1
	Secondary smelting and refining, gold, silver, and platinum.....	1		Knitted gloves.....	1
	Secondary smelting and refining of nonferrous metals, not elsewhere classified.....	5		Knitted underwear.....	2
	Silverware and plated ware.....	1		Silk throwing and spinning—contract factories.....	1
16	Automotive electrical equipment.....	1		Silk yarn and thread, spun or thrown—regular factories or jobbers engaging contractors.....	1
	Batteries, storage and primary (dry and wet).....	1		Woolen and worsted manufactures—regular factories or jobbers engaging contractors.....	1
	Carbon products for the electrical industry, and manufactures of carbon or artificial graphite.....	2	4	Men's and boys' shirts (except work shirts), collars, and nightwear—made in inside factories or by jobbers engaging contractors.....	1
	Communication equipment.....	1		Men's and boys' suits, coats, and overcoats (except work clothing)—made in contract factories.....	2
	Electrical appliances.....	1		Men's and boys' suits, coats, and overcoats (except work clothing)—made in inside factories or by jobbers engaging contractors.....	2
	Electrical measuring instruments.....	1		Women's and misses' dresses (except house dresses)—made in inside factories or by jobbers engaging contractors.....	1
	Electrical products not elsewhere classified.....	1		Women's, children's, and infants' underwear and nightwear of knitted fabrics.....	1
	Generating, distribution, and industrial apparatus, and apparatus for incorporation in manufactured products, not elsewhere classified.....	9	5	Planing mills not operated in conjunction with sawmills.....	2
	Wiring devices and supplies.....	2	6	Cooperage.....	1
17	Construction and similar machinery (except mining and oil-field machinery and tools).....	1		Mattresses and bedsprings.....	2
	Elevators, escalators, and conveyors.....	2		Upholstered household furniture.....	1
					Wooden boxes except cigar boxes.....	1
					Wood products not elsewhere classified.....	1

See footnote at end of table.

TABLE 12.—INDUSTRIES IN "OTHER INDUSTRIES" GROUPS—NUMBER OF ESTABLISHMENTS AND NUMBER OF WAGE EARNERS, FOR THE STATE, FOR THE ALLENTOWN-BETHLEHEM, PHILADELPHIA-CAMDEN, PITTSBURGH, READING, SCRANTON-WILKES-BARRE, AND YOUNGSTOWN INDUSTRIAL AREAS, AND FOR PHILADELPHIA, PITTSBURGH, READING, AND SCRANTON: 1939—Continued

Group No. ¹	INDUSTRY	Number of establishments	Wage earners	Group No. ¹	INDUSTRY	Number of establishments	Wage earners
CITY OF READING—Continued				CITY OF SCRANTON—Continued			
7	Coated and glazed paper.....	1		3	Rayon broad woven goods—contract factories.....	1	
	Paper and paperboard mills.....	1			Rayon broad woven goods—regular factories or jobbers engaging contractors.....	2	
8	Bookbinding and related industries.....	2			Rayon throwing and spinning—contract factories.....	1	
	Lithographing and photo-lithographing (including preparation of stones or plates and dry transfers).....	1			Rayon yarn and thread, spun or thrown—regular factories or jobbers engaging contractors.....	1	
	Newspapers: publishing and printing.....	2			Silk broad woven goods—contract factories.....	1	
	Periodicals: publishing and printing.....	2			Silk broad woven goods—regular factories or jobbers engaging contractors.....	3	
	Periodicals: publishing without printing.....	2			Silk yarn and thread, spun or thrown—regular factories or jobbers engaging contractors.....	2	
	Photoengraving, not done in printing establishments (including preparation of plates).....	2		4	Coats, suits, and skirts (except fur coats)—made in inside factories or by jobbers engaging contractors.....	1	
9	Chemicals not elsewhere classified.....	1			Embroideries, other than Schiffli-machine products—made in regular factories or by jobbers engaging contractors.....	1	
	Drugs and medicines (including drug grinding).....	2			Embroideries: Schiffli-machine products.....	1	
	Paints, varnishes, and lacquers.....	2			House dresses, uniforms, and aprons—made in inside factories or by jobbers engaging contractors.....	1	
	Soap and glycerin.....	1			Men's and boys' hats and caps (except felt and straw) Millinery.....	3	46
	Tanning materials, natural dyestuffs, mordants, assistants, and sizes.....	1			Women's and misses' clothing, not elsewhere classified—made in inside factories or by jobbers engaging contractors.....	1	
12	Footwear (except rubber).....	3	624		Women's and misses' dresses (except house dresses)—made in contract factories.....	1	
13	Concrete products.....	1			Women's and misses' dresses (except house dresses)—made in inside factories or by jobbers engaging contractors.....	1	
	Monuments, tombstones, cut-stone, and stone products not elsewhere classified.....	3			Women's, children's, and infants' underwear and nightwear of silk and rayon woven fabrics.....	1	
14	Cast-iron pipe and fittings.....	1			Work clothing (except work shirts), sport garments (except leather), and other men's and boys' apparel, not elsewhere classified.....	2	
	Cutlery (except aluminum, silver, and plated cutlery) and edge tools.....	1		6	Caskets, coffins, burial cases, and other morticians' goods.....	1	
	Enameled-iron sanitary ware and other plumbers' supplies (not including pipe and vitreous and semivitreous china sanitary ware).....	1			Mattresses and bedsprings.....	3	
	Enameling, japanning, and lacquering.....	1			Partitions, shelving, cabinet work, and office and store fixtures.....	1	
	Fabricated structural steel and ornamental metal work, made in plants not operated in connection with rolling mills.....	3			Upholstered household furniture.....	1	
	Gray-iron and semisteel castings.....	2			Window shades.....	1	
	Stamped and pressed metal products (except automobile stampings).....	1		7	Paperboard containers and boxes not elsewhere classified.....	1	
	Steam and hot-water heating apparatus (including hot-water furnaces).....	1		8	Bookbinding and related industries.....	2	
	Steel castings.....	1			Books: printing without publishing.....	1	
	Steel works and rolling mills.....	1			Books: publishing and printing.....	1	
	Stoves, ranges, water heaters, and hot-air furnaces (except electric).....	1			Electrotyping and stereotyping, not done in printing establishments.....	1	
	Tools (except edge tools, machine tools, files, and saws).....	1			Lithographing and photo-lithographing (including preparation of stones or plates and dry transfers).....	2	
	Vitreous-enameled products, including kitchen, household, and hospital utensils.....	1			Newspapers: publishing and printing.....	6	215
15	Electroplating, plating, and polishing.....	1			Photoengraving, not done in printing establishments (including preparation of plates).....	2	
	Jewelry (precious metals).....	1		9	Cleaning and polishing preparations, blackings, and dressings.....	2	
	Lighting fixtures.....	2			Colors and pigments.....	1	
	Nonferrous-metal foundries (except aluminum).....	6			Drugs and medicines (including drug grinding).....	2	
	Sheet-metal work not specifically classified.....	1			Insecticides, fungicides, and related industrial and household chemical compounds.....	1	
17	Commercial laundry, dry-cleaning, and pressing machinery.....	1		10	Paving blocks and paving mixtures: asphalt, creosoted wood, and composition.....	1	
	Construction and similar machinery (except mining and oil-field machinery and tools).....	2		12	Women's pocketbooks, handbags, and purses.....	2	
	Elevators, escalators, and conveyors.....	2		13	Minerals and earths, ground or otherwise treated.....	1	
	Industrial machinery, not elsewhere classified.....	2			Mirrors and other glass products made of purchased glass.....	1	
	Machine-shop repairs.....	1			Monuments, tombstones, cut-stone, and stone products not elsewhere classified.....	1	
	Measuring instruments, mechanical (except electrical measuring instruments, watches, and clocks).....	1		14	Fabricated structural steel and ornamental metal work, made in plants not operated in connection with rolling mills.....	5	
	Mechanical power-transmission equipment.....	1			Gray-iron and semisteel castings.....	2	
	Sewing machines, domestic and industrial.....	1			Springs, steel (except wire)—made in plants not operated in connection with rolling mills.....	1	
	Special-industry machinery, not elsewhere classified.....	1			Stoves, ranges, water heaters, and hot-air furnaces (except electric).....	1	
	Textile machinery.....	2		15	Nonferrous-metal foundries (except aluminum).....	1	
18	Motor vehicles, motor-vehicle bodies, parts and accessories.....	1		16	Batteries, storage and primary (dry and wet).....	1	
20	Brushes.....	1			Electric lamps.....	1	
	Feathers, plumes, and artificial flowers.....	1		17	Industrial machinery, not elsewhere classified.....	2	
	Models and patterns (except paper patterns).....	2			Machine-shop products, not elsewhere classified.....	3	84
	Ophthalmic goods: lenses and fittings.....	2			Machine-shop repairs.....	2	
	Signs, advertising displays, and advertising novelties.....	5			Printing-trade machinery and equipment.....	1	
	Sporting and athletic goods not elsewhere classified.....	1			Pumping equipment and air compressors.....	1	
	Surgical supplies and equipment not elsewhere classified; orthopedic appliances.....	1			Textile machinery.....	3	78
CITY OF SCRANTON				20	Fabricated plastic products, not elsewhere classified.....	1	
1	Biscuit, crackers, and pretzels.....	2			Lamp shades.....	1	
	Candy and other confectionery products.....	1			Signs, advertising displays, and advertising novelties.....	1	
	Cheese.....	1					
	Condensed and evaporated milk.....	1					
	Food preparations, not elsewhere classified.....	1					
	Ice cream and ices.....	3	19				
	Ice, manufactured.....	1					
	Liquors, rectified or blended.....	1					
	Malt liquors.....	2					
	Meat packing, wholesale.....	1					
2	Cigars.....	3					
	Tobacco (chewing and smoking) and snuff.....	1					
3	Finishing of men's and boys' hats of fur-felt, wool-felt, and straw.....	1					
	Lace goods.....	1					

¹ For group titles, see GENERAL EXPLANATIONS—Changes in number of industries and of industry groups, sec. 27.

TABLE 13.—NUMBER OF ESTABLISHMENTS AND NUMBER OF WAGE EARNERS, BY INDUSTRIES, FOR THE CITY OF ERIE: 1939

[In order to avoid disclosing data for individual establishments, wage-earner figures for industries represented by fewer than three establishments are withheld]

Group No. ¹	INDUSTRY	Number of establishments	Wage earners	Group No. ¹	INDUSTRY	Number of establishments	Wage earners
CITY OF ERIE				CITY OF ERIE—Continued			
1	Bread and other bakery products (except biscuit, crackers, and pretzels).....	35	366	14	Enameled-iron sanitary ware and other plumbers' supplies (not including pipe and vitreous and semivitreous china sanitary ware).....	3	459
	Ice cream and ices.....	7	36		Fabricated structural steel and ornamental metal work, made in plants not operated in connection with rolling mills.....	3	52
	Ice, manufactured.....	2			Forgings, iron and steel—made in plants not operated in connection with rolling mills.....	2	
	Macaroni, spaghetti, vermicelli, and noodles.....	1			Galvanizing and other coating—carried on in plants not operated in connection with rolling mills.....	1	
	Malt liquors.....	2			Gray-iron and semisteel castings.....	2	
	Meat packing, wholesale.....	2			Heating and cooking apparatus, except electric, not elsewhere classified.....	1	
	Nonalcoholic beverages.....	7	28		Malleable-iron castings.....	1	
	Poultry dressing and packing, wholesale.....	2			Power boilers and associated products.....	5	312
	Prepared feeds (including mineral) for animals and fowls.....	1			Stamped and pressed metal products (except automobile stampings).....	3	65
	Sausages, prepared meats, and other meat products—not made in meat-packing establishments.....	3	21		Steam and hot-water heating apparatus (including hot-water furnaces).....	1	
2	Tobacco (chewing and smoking) and snuff.....	1			Steam fittings, regardless of material.....	1	
4	Corsets and allied garments.....	1			Steel castings.....	1	
	Fur coats and other fur garments, accessories, and trimmings.....	1			Steel works and rolling mills.....	2	
	Men's neckwear—made in inside factories or by jobbers engaging contractors.....	1			Stoves, ranges, water heaters, and hot-air furnaces (except electric).....	1	
	Trousers (semidress), wash suits, and washable service apparel.....	1			Tools (except edge tools, machine tools, files, and saws).....	2	
5	Planing mills not operated in conjunction with saw-mills.....	5	32		Vitreous-enamelled products, including kitchen, household, and hospital utensils.....	1	
6	Caskets, coffins, burial cases, and other morticians' goods.....	3	174	15	Alloying; and rolling and drawing of nonferrous metals, except aluminum.....	1	
	Mattresses and bedsprings.....	1			Aluminum ware, kitchen, hospital, and household (except electrical appliances).....	1	
	Window and door screens and weather strip.....	1			Electroplating, plating, and polishing.....	2	
	Wooden boxes except cigar boxes.....	1			Nonferrous-metal foundries (except aluminum).....	3	91
	Wood products not elsewhere classified.....	2			Nonferrous-metal products not elsewhere classified.....	2	
7	Converted paper products not elsewhere classified.....	2			Sheet-metal work not specifically classified.....	1	
	Fiber cans, tubes, and similar products.....	1		16	Batteries, storage and primary (dry and wet).....	1	
	Paper and paperboard mills.....	2			Communication equipment.....	2	
	Paperboard containers and boxes not elsewhere classified.....	1			Electrical appliances.....	1	
	Pulp mills.....	1			Generating, distribution, and industrial apparatus, and apparatus for incorporation in manufactured products, not elsewhere classified.....	3	112
8	Bookbinding and related industries.....	1			Wiring devices and supplies.....	2	
	Books: printing without publishing.....	1		17	Agricultural machinery (except tractors).....	1	
	Books: publishing and printing.....	1			Construction and similar machinery (except mining and oil-field machinery and tools).....	1	
	Books: publishing without printing.....	1			Industrial machinery, not elsewhere classified.....	2	
	Electrotyping and stereotyping, not done in printing establishments.....	1			Laundry equipment, domestic.....	1	
	General commercial (job) printing.....	11	92		Machine-shop products, not elsewhere classified.....	9	151
	Lithographing and photo-lithographing (including preparation of stones or plates and dry transfers).....	1			Machine-shop repairs.....	1	
	Newspapers: publishing and printing.....	2			Machine-tool and other metalworking-machinery accessories, metal-cutting and shaping tools, and machinists' precision tools.....	5	172
	Photoengraving, not done in printing establishments (including preparation of plates).....	2			Measuring and dispensing pumps.....	1	
9	Chemicals not elsewhere classified.....	1			Measuring instruments, mechanical (except electrical measuring instruments, watches, and clocks).....	1	
	Drugs and medicines (including drug grinding).....	2			Mechanical power-transmission equipment.....	1	
	Fertilizers.....	1			Metalworking machinery and equipment, not elsewhere classified.....	3	133
	Insecticides, fungicides, and related industrial and household chemical compounds.....	1			Paper-mill, pulp-mill, and paper-products machinery.....	1	
	Lubricating oils and greases—not made in petroleum refineries.....	2			Pumping equipment and air-compressors.....	1	
	Paints, varnishes, and lacquers.....	1			Refrigerators, domestic (mechanical and absorption), refrigeration machinery and equipment, and complete air-conditioning units.....	2	
10	Oven coke and coke-oven byproducts.....	1			Special-industry machinery, not elsewhere classified.....	1	
	Paving blocks and paving mixtures: asphalt, creosoted wood, and composition.....	2			Steam engines, turbines, and water wheels.....	1	
	Roofing, built-up and roll; asphalt shingles; roof coating (except paint).....	1			Stokers, mechanical, domestic and industrial.....	1	
11	Rubber products not elsewhere classified.....	1		19	Locomotives (including frames) and parts: railroad, mining, and industrial.....	1	
13	Asbestos products (except steam packing and pipe and boiler covering).....	1			Shipbuilding and ship repairing.....	2	
	Brick and hollow structural tile.....	1		20	Brooms.....	1	
	Concrete products.....	4	20		Dental equipment and supplies.....	1	
	Minerals and earths, ground or otherwise treated.....	1			Fabricated plastic products, not elsewhere classified.....	1	
	Monuments, tombstones, cut-stone, and stone products not elsewhere classified.....	3	5		Games and toys (except dolls and children's vehicles).....	1	
14	Blast-furnace products.....	1			Hand stamps, stencils, and brands.....	1	
	Bolts, nuts, washers, and rivets—made in plants not operated in connection with rolling mills.....	1			Models and patterns (except paper patterns).....	4	10
	Cold-rolled steel sheets and strip and cold-finished steel bars made in plants not operated in connection with hot-rolling mills.....	1			Needles, pins, hooks and eyes, and slide and snap fasteners.....	1	
					Organs.....	3	36
					Piano and organ parts and materials.....	1	
					Signs, advertising displays, and advertising novelties.....	1	
					Sporting and athletic goods not elsewhere classified.....	1	

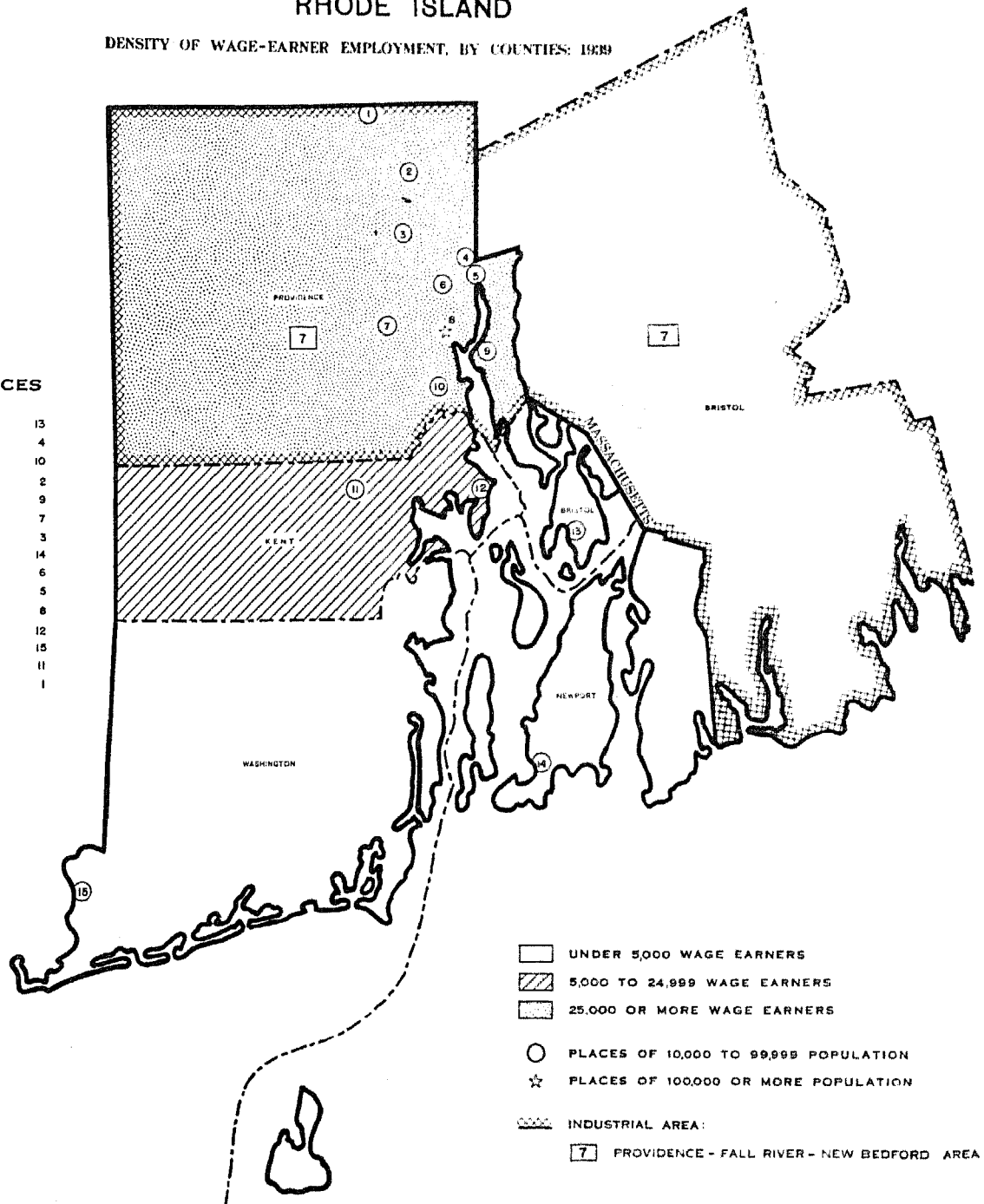
¹ For group titles, see GENERAL EXPLANATIONS—Changes in number of industries and of industry groups, sec. 27.

RHODE ISLAND

DENSITY OF WAGE-EARNER EMPLOYMENT, BY COUNTIES: 1939

KEY TO PLACES

BRISTOL	13
CENTRAL FALLS	4
CRANSTON	10
CUMBERLAND	2
EAST PROVIDENCE	9
JOHNSTON	7
LINCOLN	3
NEWPORT	14
NORTH PROVIDENCE	6
PAWTUCKET	5
PROVIDENCE	8
WARWICK	12
WESTERLY	15
WEST WARWICK	11
WOONSOCKET	1



Prepared by the Bureau of the Census, Department of Commerce

RHODE ISLAND

TABLE 1.—SUMMARY FOR THE STATE: 1939, 1937, AND 1929

CENSUS YEAR	Number of establishments	Proprietors and firm members	Number of persons employed in manufacturing ¹	Salaries and wages ¹	Cost of materials, supplies, fuel, purchased electric energy, and contract work ²	Value of products ²	Value added by manufacture ³
1939.....	1,460	807	118,277	\$133,337,126	\$278,101,981	\$516,390,541	\$238,288,560
1937.....	1,409	726	120,415	141,805,210	276,738,611	517,106,193	240,457,582
1929.....	1,691	958	138,426	170,982,151	338,280,256	656,135,439	317,855,183

Figure for 1939 does not include data for employees of manufacturing establishments (except salaried officers of corporations) who were engaged in distribution, construction, and other nonmanufacturing work. For detail, see table 8. It is not known to what extent data for such nonmanufacturing employees were included in figures reported for earlier years. See GENERAL EXPLANATIONS—Persons engaged—general classification.

² The aggregates for cost of materials, etc., and value of products include large amounts of duplication due to the use of products of some industries as materials by others. See GENERAL EXPLANATIONS—Duplication in cost of materials and value of products.

³ Value of products less cost of materials, supplies, fuel, purchased electric energy, and contract work. See GENERAL EXPLANATIONS—Value added by manufacture.

TABLE 2.—SUMMARY FOR THE PROVIDENCE-FALL RIVER-NEW BEDFORD INDUSTRIAL AREA, COUNTIES, AND PLACES: 1939

	Population, 1940	Number of establishments	Wage earners (average for year) ¹	Wages ²	Cost of materials, supplies, fuel, purchased electric energy, and contract work ³	Value of products ³	Value added by manufacture ⁴
The State.....	713,346	1,460	106,275	\$105,406,950	\$278,101,981	\$516,390,541	\$238,288,560
Providence-Fall River-New Bedford Industrial Area, total ⁵	914,935	2,036	153,013	146,084,673	348,806,053	663,017,458	315,111,405
Portion in Rhode Island.....	550,298	1,256	88,883	89,589,673	232,777,079	437,966,480	205,189,401
Portion in Massachusetts.....	364,637	780	64,130	56,495,000	116,028,974	225,050,978	109,922,004
COUNTIES IN RHODE ISLAND ⁶							
Bristol.....	25,548	41	4,671	4,184,587	15,830,710	24,067,312	8,236,602
Kent.....	58,311	86	6,943	6,370,270	19,199,966	34,675,937	15,475,971
Newport.....	46,666	27	1,132	878,401	1,127,463	2,629,335	1,501,872
Providence.....	550,298	1,256	88,883	89,589,673	232,777,079	437,966,480	205,189,401
Washington.....	32,493	50	4,646	4,384,019	9,166,763	17,051,477	7,884,714
PLACES HAVING 10,000 OR MORE INHABITANTS							
Bristol.....	11,159	20	1,959	2,019,897	10,785,393	14,512,464	3,727,071
Central Falls.....	25,248	52	2,868	2,640,373	5,128,265	11,818,286	6,600,021
Cranston.....	47,085	34	3,090	3,613,768	7,800,790	18,011,894	10,211,104
Cumberland ⁷	10,625	2					
East Providence.....	32,165	30	675	705,441	3,371,067	5,243,022	1,871,955
Johnston ⁷	10,672	2					
Lincoln ⁷	10,577	1					
Newport ⁷	30,532	24	149				
North Providence ⁷	12,156	6	330				
Pawtucket.....	75,797	205	15,063	13,995,812	37,510,877	72,768,448	35,251,571
Providence.....	253,504	735	41,046	42,624,227	93,687,670	193,397,814	99,710,144
Warwick.....	28,757	18	1,356	1,551,084	3,791,007	7,610,011	3,819,004
Westerly.....	11,199	16	1,119	932,621	2,428,889	4,386,942	1,958,053
West Warwick.....	18,188	31	3,296	2,812,442	10,175,200	17,718,752	7,543,552
Woonsocket.....	49,303	105	9,652	9,586,315	28,908,795	48,090,882	19,182,087

¹ Not including salaried officers and employees nor nonmanufacturing wage earners. The figure for each county or place is an average of the numbers reported for the several months of the year. In calculating it, equal weight must be given to full-time and to part-time wage earners (not reported separately by the manufacturers), and for this reason it exceeds the number that would have been required to perform the work done in the industries if all wage earners had been continuously employed throughout the year. The quotient obtained by dividing the amount of wages by the average number of wage earners cannot, therefore, be accepted as representing the average wage received by full-time wage earners. Each of the averages in this column is correct to the nearest unit, despite the fact that the averages for the several counties do not add exactly to the average for the State. In making comparisons between the figures for 1939 and those for earlier years, the possibility that the proportion of part-time employment varied from year to year should be taken into account.

² Profits and losses cannot be calculated from the census figures because no data are collected for certain expense items, such as interest, rent, depreciation, taxes, insurance, and advertising.

³ See GENERAL EXPLANATIONS—Duplication in cost of materials and value of products.

⁴ Value of products less cost of materials, supplies, fuel, purchased electric energy, and contract work. See GENERAL EXPLANATIONS—Value added by manufacture.

⁵ For numbers of establishments by "Industry groups," see table 11.

⁶ The Providence-Fall River-New Bedford Industrial Area comprises Providence County, R. I., and Bristol County, Mass. For statistics by industries for the area, see table 9.

⁷ Figures omitted have been withheld to avoid disclosing exact or approximate data for individual establishments.

TABLE 3.—PERSONS EMPLOYED IN MANUFACTURING ESTABLISHMENTS, BY SEX: 1939 AND 1929

The 1939 questionnaire, for the first time, called for data on the total number of employees in manufacturing establishments, including those engaged wholly or chiefly in distribution, construction, and other nonmanufacturing activities. It is not known to what extent data for such employees were included in the figures reported for earlier years. This table presents detailed figures for employees receiving pay at any time within the normal pay-roll period ended nearest Oct. 14, 1939, and for such employees on the pay roll on Dec. 14, 1929, or on the nearest representative date. The total for "Wage earners engaged in manufacturing" is not identical with the average for the year (given in other tables), and differs from the number reported for October 1939 or for December 1929, because for both years some manufacturers gave wage-earner figures for months other than those specified. See GENERAL EXPLANATIONS—Persons engaged—general classification.]

CLASS AND SEX	1939 (Oct. 14) ¹	1929 (Dec. 14) ¹	CLASS AND SEX	1939 (Oct. 14) ¹	1929 (Dec. 14) ¹
All classes, aggregate ²	130,892	138,431	Salaried officers and employees—Continued.		
Male.....	79,304	88,594	All other employees, etc.—Continued.		
Female.....	51,588	49,837	Engaged in manufacturing:		
Salaried officers and employees, total.....	16,611	13,573	Male.....	6,785	
Male.....	11,555	9,444	Female.....	3,821	
Female.....	5,056	4,129	Engaged in distribution:		
Salaried officers of corporations, total.....	1,396	1,621	Male.....	2,326	
Male.....	1,263	1,535	Female.....	1,068	
Female.....	133	86	Engaged in construction:		
All other employees (except wage earners in manufacturing), total.....	15,215	11,952	Male.....	658	
Male.....	10,292	7,909	Engaged in other work:		
Female.....	4,923	4,043	Male.....	523	
			Female.....	34	
			Wage earners engaged in manufacturing, total.....	114,281	124,858
			Male.....	67,749	79,150
			Female.....	46,532	45,708

¹ See headnote. ² Figures do not include data for 807 proprietors and firm members for 1939 and 958 for 1929, which were not reported by sex for 1939. ³ No data.

TABLE 4.—WAGE EARNERS ENGAGED IN MANUFACTURING, BY MONTHS: 1939, 1937, AND 1929

[The figures for 1939 relate to wage earners engaged in manufacturing only. It is not known to what extent the figures for earlier years include data for nonmanufacturing wage earners. See headnote to table 3]

CENSUS YEAR	Average number employed during year ¹	NUMBER RECEIVING PAY DURING NORMAL PAY-ROLL PERIOD ENDED NEAREST 15TH OF MONTH—											
		January	February	March	April	May	June	July	August	September	October	November	December
1939.....	106,275	104,538	105,572	104,618	100,827	101,102	101,657	102,063	103,427	106,334	114,257	116,007	113,998
1937.....	108,031	113,590	114,844	114,128	113,141	112,006	109,584	108,425	108,333	105,883	103,768	98,608	94,049
1929.....	124,853	124,177	126,249	127,036	127,435	126,007	124,661	122,702	123,957	124,978	128,122	124,610	118,918

¹ See GENERAL EXPLANATIONS—Wage earners and wages.

TABLE 5.—SUMMARY FOR ESTABLISHMENTS CLASSIFIED AS TO SIZE BY NUMBER OF WAGE EARNERS: 1939 AND 1929

SIZE CLASS	NUMBER OF ESTABLISHMENTS		WAGE EARNERS (AVERAGE FOR YEAR) ¹		VALUE OF PRODUCTS	VALUE ADDED BY MANUFACTURE ²
	1939	1929	1939	1929	1939	1929
All establishments.....	1,460	1,691	106,275	124,853	\$516,390,541	\$238,288,560
No wage earners.....	28	29			359,016	176,372
1 to 5.....	518	563	1,420	1,720	12,515,899	5,718,314
6 to 20.....	356	435	4,099	4,778	27,223,198	11,982,242
21 to 50.....	189	252	6,056	8,085	33,091,888	16,592,599
51 to 100.....	120	150	8,611	10,676	45,639,416	19,535,987
101 to 250.....	135	135	21,214	21,519	113,811,052	50,354,371
251 to 500.....	73	77	24,856	26,717	139,978,879	56,261,289
501 to 1,000.....	30	30	20,865	19,533	69,792,819	35,915,677
1,001 to 2,500.....	8	18	10,679		39,260,087	19,127,528
2,501 or more.....	3	2	8,475		34,709,287	22,624,281

¹ See headnotes to tables 3 and 4. ² See GENERAL EXPLANATIONS—Value added by manufacture. ³ Combined to avoid disclosing data for individual establishments.

TABLE 6.—SUMMARY FOR ESTABLISHMENTS CLASSIFIED AS TO SIZE BY VALUE OF PRODUCTS: 1939 AND 1929

SIZE CLASS	NUMBER OF ESTABLISHMENTS		WAGE EARNERS (AVERAGE FOR YEAR) ¹		VALUE OF PRODUCTS		VALUE ADDED BY MANUFACTURE ²	
	1939	1929	1939	1929	1939	1929	1939	1929
All establishments.....	1,460	1,691	106,275	124,853	\$516,390,541	\$656,135,439	\$238,288,560	\$317,855,183
\$5,000 to \$10,000.....	403	416	1,160	1,230	4,602,167	4,700,842	2,774,685	2,979,876
\$10,000 to \$20,000.....	299	373	2,356	2,811	9,358,789	12,413,321	5,385,129	7,480,762
\$20,000 to \$50,000.....	198	208	3,321	3,342	14,050,887	14,828,467	7,762,776	9,070,822
\$50,000 to \$100,000.....	198	266	7,912	9,366	31,428,452	41,981,853	16,517,824	23,584,803
\$100,000 to \$250,000.....	136	162	11,555	11,249	47,189,735	57,162,561	23,974,102	29,695,884
\$250,000 to \$500,000.....	80	105	12,468	15,107	56,044,003	75,884,803	26,444,478	35,268,003
\$500,000 to \$1,000,000.....	100	100	33,903	30,347	152,719,595	154,482,405	68,840,520	73,030,463
\$1,000,000 to \$2,500,000.....	37	41	19,053	23,149	127,149,160	137,871,563	50,895,083	60,237,947
\$2,500,000 to \$4,000,000.....	9	20	14,547	28,222	73,838,753	156,819,594	35,643,954	76,497,623

¹ See headnotes to tables 3 and 4.

² See GENERAL EXPLANATIONS—Value added by manufacture.

TABLE 7.—ESTABLISHMENTS CLASSIFIED AS UNDER CORPORATE OR OTHER FORM OF OWNERSHIP (OR CONTROL) AND AS UNDER CENTRAL-ADMINISTRATIVE-OFFICE OR INDEPENDENT OPERATION: 1939 AND 1929

TYPE OF OWNERSHIP OR CONTROL, AND OF OPERATION	NUMBER OF ESTABLISHMENTS		WAGE EARNERS (AVERAGE FOR YEAR) ¹		VALUE OF PRODUCTS		VALUE ADDED BY MANUFACTURE ²	
	1939	1929	1939	1929	1939	1929	1939	1929
Total.....	1,460	1,691	106,275	124,853	\$516,390,541	\$656,135,439	\$238,288,560	\$317,855,183
TYPE OF OPERATION								
1939 ³								
Corporate ownership or control:								
Central-administrative-office (plural-unit).....	191	(3)	47,889	(3)	249,401,138	(3)	95,387,932	(3)
Independent (single-unit).....	678	(3)	49,825	(3)	233,271,829	(3)	126,593,047	(3)
Noncorporate ownership:								
Central-administrative-office (plural-unit).....	16	(3)	1,013	(3)	4,335,311	(3)	1,581,433	(3)
Independent (single-unit).....	575	(3)	7,548	(3)	29,382,293	(3)	14,726,448	(3)
1939 AND 1929 ³								
Central-administrative-office (plural-unit), corporate and noncorporate.....	207	194	48,902	51,466	253,736,449	283,097,796	96,968,465	120,032,620
Independent (single-unit), corporate and noncorporate.....	1,253	1,497	57,373	73,387	262,654,092	373,037,643	141,320,095	188,822,563
TYPE OF OWNERSHIP OR CONTROL								
Corporate.....	869	933	97,714	114,975	482,672,967	609,661,470	221,980,679	294,214,709
Noncorporate, total.....	591	758	8,561	9,878	33,717,574	46,473,969	16,307,881	23,640,474
Individual.....	421	(3)	3,968	(3)	17,908,945	(3)	8,235,573	(3)
Partnership.....	166	(3)	4,223	(3)	14,249,864	(3)	7,452,469	(3)
Cooperative.....	1							
Other.....	3		370		1,558,765		599,839	

¹ See headnotes to tables 3 and 4.

² See GENERAL EXPLANATIONS—Value added by manufacture.

³ Because of changes in the questionnaire, no comparable figures for 1929 can be given for the first section of this table. For this reason, the items have been regrouped under "1939 and 1929" to present comparable figures so far as this can be done.

⁴ No data.

⁵ Figures for 1939 combined to avoid disclosing data for individual establishments; no data for 1929.

TABLE 8.—GENERAL STATISTICS FOR

[This table presents separate figures for each industry for which it is possible to publish such figures without disclosing exact or approximate data for individual establishments, given, however, reported larger numbers of wage earners or larger

Group No.	INDUSTRY	*Number of establishments	*Proprietors and firm members	*PERSONS EMPLOYED BY MANUFACTURING ESTABLISHMENTS ¹						
				Total ²	Salaried officers of corporations ²	Manufacturing		Distribution	Construction	Other
						Salaried employees ²	Wage earners (average for year) ³			
1	All industries, total.....	1,460	807	122,886	1,396	10,606	100,275	3,394	658	557
2	15 Alloying; and rolling and drawing of nonferrous metals, except aluminum.....	4	2	1,196	8	139	982	43	18	6
3	3 Batting, padding, and wadding; upholstery filling.....	3	2	306	2	14	270	20		
4	14 Bolts, nuts, washers, and rivets—made in plants not operated in connection with rolling mills.....	4		499	11	54	418	16		
5	8 Bookbinding and related industries.....	3	2	19	1	2	15	1		
6	8 Books: printing without publishing.....	7	5	149	12	31	99	7		
7	12 Boot and shoe cut stock and findings.....	7	2	173	8	16	145	4		
8	1 Bread and other bakery products (except biscuit, crackers, and pretzels).....	104	106	2,112	27	137	1,099	220	3	26
9	20 Brooms.....	4	3	17	1	3	11	2		
10	20 Brushes.....	6	4	49	5	1	41	2		
11	1 Candy and other confectionery products.....	4	7	235	3	35	105		2	
12	4 Canvas products (except bags).....	3	1	95	6	21	63	4		
13	0 Chemicals not elsewhere classified.....	6	1	236	12	24	131	30	1	36
14	2 Cigars.....	5	5	33	1	1	31	1		
15	9 Cleaning and polishing preparations, blackings, and dressings.....	3	2	105	3	13	68	21		
16	7 Coated and glazed paper.....	6		226	10	30	173	11	2	
17	13 Concrete products.....	10	2	116	9	7	91	8		1
18	3 Cordage and twine.....	3		100	5	11	84			
19	20 Costume jewelry and costume novelties (jewelry other than fine jewelry).....	80	64	6,116	53	426	5,522	104	11	
20	3 Cotton broad woven goods.....	16		7,580	20	249	7,304	2		5
21	3 Cotton narrow fabrics.....	38	18	4,317	40	278	3,930	59		10
22	3 Cotton thread.....	4	1	3,275	6	339	2,926	4		
23	3 Cotton yarn.....	5		602	4	25	572	1		
24	4 Curtains, draperies, and bedspreads—made in regular factories or by jobbers engaging contractors.....	6	4	218	2	15	190	11		
25	14 Cutlery (except aluminum, silver, and plated cutlery) and edge tools.....	3	2	842	6	22	807	7		
26	7 Die-cut paper and paperboard, and converted cardboard.....	3		160	5	19	136			
27	9 Drugs and medicines (including drug grinding).....	3	1	30	3	3	15	9		
28	3 Dyeing and finishing cotton, rayon, silk, and linen textiles.....	38	1	9,005	70	1,028	7,753	131	22	1
29	3 Dyeing and finishing woolen and worsted.....	11		831	15	97	719			
30	16 Electrical products not elsewhere classified.....	3		484	3	49	426	1		5
31	15 Electroplating, plating, and polishing.....	15	9	147	6	9	130	2		
32	14 Enameling, japanning, and lacquering.....	4	6	42		4	38			
33	15 Engraving on metal (except for printing purposes).....	4	3	40	1	2	37			
34	8 Engraving (steel, copperplate, and wood); plate printing.....	8	7	116	6	5	103	2		
35	14 Fabricated structural steel and ornamental metal work, made in plants not operated in connection with rolling mills.....	4	4	111	4	23	76	8		
36	7 Fiber cans, tubes, and similar products.....	5	6	353	5	34	310	4		
37	1 Flavoring extracts and flavoring sirups, not elsewhere classified.....	6	2	27	6	7	10	4		
38	1 Food preparations, not elsewhere classified.....	4	3	97	3	9	75	10		
39	20 Games and toys (except dolls and children's vehicles).....	4	2	69	4	9	50	6		
40	8 General commercial (job) printing.....	57	44	514	44	72	370	28		
41	14 Gray-iron and semisteel castings.....	5	9	293	2	14	276		1	
42	9 Grease and tallow (except lubricating greases).....	3	2	44		10	27	1	6	
43	20 Hand stamps, stencils, and brands.....	5	1	56	7	5	20	15		
44	14 Hardware not elsewhere classified.....	5	1	170	11	27	125	7		
45	4 House dresses, uniforms, and aprons—made in inside factories or by jobbers engaging contractors.....	3	1	207	2	5	195	2		3
46	1 Ice cream and ices.....	34	28	283	16	21	132	77		37
47	1 Ice, manufactured.....	20	12	137	8	12	72	45		
48	12 Industrial leather belting and packing leather.....	3		81	4	9	63	5		
49	17 Industrial machinery, not elsewhere classified.....	6	3	84	8	11	65			
50	16 Insulated wire and cable.....	9	1	1,750	9	186	1,497	28	39	
51	15 Jewelers' findings and materials.....	43	26	1,874	53	178	1,542	97	2	2
52	20 Jewelry cases and instrument cases.....	9	7	479	9	47	415	8		
53	15 Jewelry (precious metals).....	64	38	3,021	76	304	2,492	142	6	1
54	3 Knitted cloth.....	5		174	10	15	146	2	1	
55	3 Lace goods.....	23	8	1,022	22	99	1,770	24	7	
56	1 Macaroni, spaghetti, vermicelli, and noodles.....	9	5	70	3	11	45	9	1	1
57	8 Machine and hand typesetting (including advertisement typesetting).....	3	3	45	7	5	32	1		
58	17 Machine-shop products, not elsewhere classified.....	13	2	956	14	40	807	93		2
59	17 Machine-shop repairs.....	8	9	34	2	3	28	1		
60	17 Machine-tool and other metalworking-machinery accessories, metal-cutting and shaping tools, and machinists' precision tools.....	12	5	802	17	109	504	34	2	76
61	17 Machine tools.....	3		4,706	22	855	3,258	176	176	219
62	1 Malt liquors.....	3		441	11	27	317	86		
63	6 Mattresses and bedsprings.....	5	1	100	10	6	86	6		1
64	17 Measuring instruments, mechanical (except electrical measuring instruments, watches, and clocks).....	3		422	6	82	286	48		
65	1 Meat packing, wholesale.....	4	6	56	3	2	36	15		
66	20 Miscellaneous fabricated products not elsewhere classified.....	12	8	1,009	9	114	866	20		
67	4 Miscellaneous fabricated textile products not elsewhere classified.....	3		44	3	4	35		2	
68	20 Models and patterns (except paper patterns).....	8	9	48		6	42			
69	13 Monuments, tombstones, cut-stone, and stone products not elsewhere classified.....	10	8	132	12	15	94	11		
70	8 Newspapers: publishing and printing.....	14	8	1,132	23	457	532	120		
71	1 Nonalcoholic beverages.....	28	28	349	20	33	115	104		17

See footnotes at end of table.

RHODE ISLAND

925

THE STATE, BY INDUSTRIES: 1939

and gives statistics for the remaining industries both in combination ("Other Industries") and by industry groups. Certain of the industries for which combined figures are values of products than some of those shown separately]

SALARIES AND WAGES							COST OF MATERIALS, SUPPLIES, FUEL, PURCHASED ELECTRIC ENERGY, AND CONTRACT WORK							Value of products	Value added by manufacture
Total	Salaries of officers of corporations	Manufacturing		Distribution	Construction	Other	Total	Materials and supplies	Fuel	Purchased electric energy	Contract work				
		Salaries	Wages												
Dollars	Dollars	Dollars	Dollars	Dollars	Dollars	Dollars	Dollars	Dollars	Dollars	Dollars	Dollars	Dollars	Dollars	Dollars	
141,519,439	8,785,963	19,144,213	105,406,950	6,468,511	994,009	719,793	278,101,981	265,051,008	5,459,338	5,371,456	2,220,179	516,390,541	238,288,560		
1,838,202	105,514	281,473	1,300,045	111,344	32,833	7,053	10,115,192	9,921,680	90,591	91,817	11,191	13,611,869	3,496,707		
(5)	(5)	(5)	(5)	(5)	(5)	(5)	(5)	(5)	(5)	(5)	(5)	(5)	(5)		
672,342	37,191	123,543	460,977	50,631	-----	-----	749,109	681,958	21,022	22,660	23,559	1,968,019	1,218,820		
20,860	2,080	2,772	11,708	4,300	-----	-----	13,308	12,495	-----	667	145	44,876	31,568		
(5)	(5)	(5)	(5)	(5)	(5)	(5)	(5)	(5)	(5)	(5)	(5)	(5)	(5)		
150,306	29,402	20,958	96,741	3,205	-----	-----	395,589	388,351	2,216	5,022	-----	690,977	295,388		
2,853,742	131,928	269,756	2,154,324	230,120	2,078	56,536	4,774,019	4,543,771	139,215	91,933	-----	10,110,978	5,336,959		
15,934	2,600	2,793	7,990	2,611	-----	-----	27,776	27,213	254	369	-----	54,567	26,791		
46,621	10,912	1,375	33,310	1,024	-----	-----	56,637	54,436	1,228	920	51	134,832	78,255		
184,121	6,000	53,366	121,315	-----	3,500	-----	521,321	503,687	8,442	9,192	-----	923,069	401,748		
(5)	(5)	(5)	(5)	(5)	(5)	(5)	(5)	(5)	(5)	(5)	(5)	(5)	(5)		
348,651	48,425	49,257	170,315	32,182	3,623	44,849	607,561	501,589	47,904	58,068	-----	1,164,736	557,175		
22,599	-----	1,300	19,999	1,300	-----	-----	45,381	44,397	717	267	-----	84,267	39,386		
(5)	(5)	(5)	(5)	(5)	(5)	(5)	(5)	(5)	(5)	(5)	(5)	(5)	(5)		
307,028	37,603	55,396	105,235	16,308	2,586	-----	652,249	607,816	19,970	24,346	117	1,174,891	522,642		
(5)	(5)	(5)	(5)	(5)	(5)	(5)	(5)	(5)	(5)	(5)	(5)	(5)	(5)		
151,972	22,700	6,685	110,040	12,088	-----	450	384,689	375,614	3,222	5,853	-----	716,150	331,461		
(5)	(5)	(5)	(5)	(5)	(5)	(5)	(5)	(5)	(5)	(5)	(5)	(5)	(5)		
5,273,129	350,741	591,742	4,108,178	213,907	11,561	-----	6,003,507	5,808,262	31,591	66,988	96,696	13,939,812	7,936,305		
7,103,749	182,524	453,140	6,449,080	6,274	-----	12,731	10,700,347	9,927,100	244,590	528,657	-----	20,927,912	10,227,565		
4,156,898	264,035	428,431	3,321,591	134,716	-----	8,125	6,227,158	5,953,611	96,192	158,399	18,956	12,470,177	6,243,019		
(5)	(5)	(5)	(5)	(5)	(5)	(5)	(5)	(5)	(5)	(5)	(5)	(5)	(5)		
483,961	4,430	49,157	426,116	4,258	-----	-----	1,420,858	1,390,531	3,104	27,223	-----	2,224,096	803,238		
(5)	(5)	(5)	(5)	(5)	(5)	(5)	(5)	(5)	(5)	(5)	(5)	(5)	(5)		
(5)	(5)	(5)	(5)	(5)	(5)	(5)	(5)	(5)	(5)	(5)	(5)	(5)	(5)		
(5)	(5)	(5)	(5)	(5)	(5)	(5)	(5)	(5)	(5)	(5)	(5)	(5)	(5)		
(5)	(5)	(5)	(5)	(5)	(5)	(5)	(5)	(5)	(5)	(5)	(5)	(5)	(5)		
11,733,836	735,911	1,940,226	8,764,052	266,293	25,234	2,120	15,117,748	13,511,051	1,371,450	233,278	1,969	31,978,992	18,861,244		
1,110,500	92,594	241,449	776,457	-----	-----	-----	6,956,368	6,790,197	133,480	32,691	-----	8,518,069	1,561,701		
(5)	(5)	(5)	(5)	(5)	(5)	(5)	(5)	(5)	(5)	(5)	(5)	(5)	(5)		
183,311	38,530	19,176	122,725	2,880	-----	-----	112,820	103,965	1,875	5,867	1,113	469,159	296,339		
(5)	(5)	(5)	(5)	(5)	(5)	(5)	(5)	(5)	(5)	(5)	(5)	(5)	(5)		
31,122	-----	4,214	20,908	-----	-----	-----	19,709	16,465	1,172	2,672	-----	81,757	62,048		
77,980	9,298	4,159	64,629	-----	-----	-----	6,339	4,190	1,445	704	-----	102,983	102,983		
167,542	18,262	6,850	138,562	3,808	-----	-----	14,094	9,838	987	2,628	641	212,145	198,051		
(5)	(5)	(5)	(5)	(5)	(5)	(5)	(5)	(5)	(5)	(5)	(5)	(5)	(5)		
398,000	40,318	48,369	299,798	9,525	-----	-----	308,798	286,230	10,245	12,323	-----	894,157	585,359		
(5)	(5)	(5)	(5)	(5)	(5)	(5)	(5)	(5)	(5)	(5)	(5)	(5)	(5)		
44,141	17,558	8,980	9,427	8,176	-----	-----	138,076	136,146	1,349	581	-----	247,361	109,285		
90,853	14,988	11,390	45,478	18,997	-----	-----	213,192	207,028	4,486	1,678	-----	423,713	210,521		
52,587	11,334	8,990	28,945	3,318	-----	-----	70,113	77,390	152	1,571	-----	168,404	89,291		
694,081	141,705	93,040	424,220	34,516	-----	-----	622,162	542,976	6,929	20,676	51,581	1,741,908	1,119,746		
384,905	7,000	35,405	350,020	-----	1,820	-----	296,077	201,010	31,679	11,555	51,833	831,502	535,425		
(5)	(5)	(5)	(5)	(5)	(5)	(5)	(5)	(5)	(5)	(5)	(5)	(5)	(5)		
79,538	18,050	6,941	40,411	14,136	-----	-----	34,289	29,744	480	1,441	2,624	245,816	211,527		
213,524	61,979	33,104	102,007	16,434	-----	-----	221,793	213,954	1,803	6,036	-----	573,758	351,965		
(5)	(5)	(5)	(5)	(5)	(5)	(5)	(5)	(5)	(5)	(5)	(5)	(5)	(5)		
363,829	40,999	29,716	140,197	87,092	-----	59,825	1,422,545	1,422,545	12,459	53,792	-----	2,648,293	1,159,497		
(5)	(5)	(5)	(5)	(5)	(5)	(5)	(5)	(5)	(5)	(5)	(5)	(5)	(5)		
171,906	32,377	14,517	80,677	44,335	-----	-----	131,393	21,119	26,239	84,035	-----	597,733	466,340		
(5)	(5)	(5)	(5)	(5)	(5)	(5)	(5)	(5)	(5)	(5)	(5)	(5)	(5)		
133,465	26,507	14,880	92,069	-----	-----	-----	39,135	30,332	2,230	3,373	3,200	231,435	192,300		
1,997,980	107,350	291,447	1,478,350	72,815	48,018	-----	6,673,632	6,465,753	41,606	166,275	-----	10,661,075	3,987,443		
2,191,107	404,168	278,505	1,323,921	179,114	2,671	2,788	3,780,958	3,670,527	28,486	47,014	34,931	7,429,616	3,648,658		
(5)	(5)	(5)	(5)	(5)	(5)	(5)	(5)	(5)	(5)	(5)	(5)	(5)	(5)		
484,763	35,090	74,842	350,911	23,920	-----	-----	299,480	279,590	5,709	11,469	2,712	897,815	598,335		
3,518,749	391,533	489,964	2,353,299	273,215	9,766	972	5,273,025	5,058,188	20,877	57,414	130,546	11,169,078	5,896,653		
159,364	39,771	20,175	89,294	9,500	624	-----	967,669	907,669	7,083	5,756	44,044	1,131,527	166,975		
2,206,216	142,302	269,520	1,725,711	64,410	4,267	-----	2,156,463	1,980,068	66,044	33,722	79,089	4,930,378	2,770,915		
69,444	5,422	13,757	37,226	9,617	1,477	-----	218,504	202,782	7,442	8,140	-----	356,304	137,940		
(5)	(5)	(5)	(5)	(5)	(5)	(5)	(5)	(5)	(5)	(5)	(5)	(5)	(5)		
934,580	46,720	116,723	621,485	147,208	-----	2,444	1,188,492	1,104,278	33,395	49,777	1,042	2,880,611	1,692,119		
49,762	14,120	4,626	30,236	780	-----	-----	54,291	49,945	984	2,191	1,171	145,413	91,122		
1,283,623	101,039	187,755	853,712	70,872	4,555	65,660	559,643	499,269	12,632	39,160	8,282	2,498,368	1,938,725		
(5)	(5)	(5)	(5)	(5)	(5)	(5)	(5)	(5)	(5)	(5)	(5)	(5)	(5)		
104,002	61,540	5,185	77,908	18,361	-----	948	359,441	353,554	1,355	4,532	-----	588,380	228,939		
(5)	(5)	(5)	(5)	(5)	(5)	(5)	(5)	(5)	(5)	(5)	(5)	(5)	(5)		
64,334	10,400	2,444	33,153	18,337	-----	-----	813,119	804,617	3,603	4,899	-----	977,703	164,584		
875,891	47,690	186,367	610,667	31,167	-----	-----	996,356	951,483	4,168	22,422	18,283	2,292,016	1,295,660		
(5)	(5)	(5)	(5)	(5)	(5)	(5)	(5)	(5)	(5)	(5)	(5)	(5)	(5)		
48,432	10,920	4,566	30,102	-----	2,844	-----	86,226	80,129	3,115	2,982	-----	169,654	83,428		
70,447	-----	7,938	62,509	-----	-----	-----	30,747	27,896	1,281	1,370	700	143,885	113,138		
(5)	(5)	(5)	(5)	(5)	(5)	(5)	(5)	(5)	(5)	(5)	(5)	(5)	(5)		
200,572	26,945	20,310	133,614	19,703	-----	-----	134,937	113,437	1,199	10,286	1,015	393,117	258,180		
2,498,915	106,934	994,946	1,171,049	225,986	-----	-----	1,186,451	1,028,169	11,850	43,221	101,211	5,765,540	4,579,089		
462,064	53,203	46,060	102,429	244,526	-----	-----	730,860	705,331	12,463	12,866	200	1,657,350	926,490		

TABLE 8.—GENERAL STATISTICS FOR

		INDUSTRY	*Num- ber of estab- lish- ments	*Pro- pri- ators and firm mem- bers	*PERSONS EMPLOYED IN MANUFACTURING ESTABLISHMENTS 1						
					Total 2	Salaried officers of corpora- tions 2	Manufacturing		Distri- bution	Con- struc- tion	Other
							Salaried employ- ees 2	Wage earners (average for year) 3			
1	15	Nonferrous-metal foundries (except aluminum).....	8	12	42	1	2	38	1		
2	14	Oil burners, domestic and industrial.....	6	2	23	3	3	17			
3	20	Ophthalmic goods: lenses and fittings.....	7	2	571	13	63	466	19	10	
4	9	Paints, varnishes, and lacquers.....	9	1	228	8	46	125	47		2
5	7	Paperboard containers and boxes not elsewhere classified.....	13	5	523	15	34	450	23	1	
6	6	Partitions, shelving, cabinet work, and office and store fixtures.....	3		49	5	5	35	4		
7	20	Pens, mechanical pencils, and pen points.....	7	6	401	12	54	320	15		
8	8	Periodicals: publishing without printing.....	4	2	18	1	9	1	7		
9	8	Photoengraving, not done in printing establishments (including prepara- tion of plates).....	8	5	104	8	18	72	6		
10	5	Planing mills not operated in conjunction with sawmills.....	12	6	218	16	35	158	8	1	
11	3	Processed waste and recovered wool fibers—regular factories or jobbers engaging contractors.....	3	6	16			14	2		
12	3	Rayon broad woven goods—contract factories.....	5	2	558	6	14	538			
13	3	Rayon broad woven goods—regular factories or jobbers engaging con- tractors.....	14	1	7,665	30	353	7,208	74		
14	3	Rayon narrow fabrics.....	3		320	6	26	280	1		1
15	3	Rayon yarn and thread, spun or thrown—regular factories or jobbers en- gaging contractors.....	4	3	505	4	56	437	3	5	
16	11	Rubber products not elsewhere classified.....	10		4,071	24	530	3,332	75	47	63
17	1	Sausages, prepared meats, and other meat products—not made in meat- packing establishments.....	12	13	72		5	53	14		
18	5	Sawmills, veneer mills, and cooperage-stock mills, including those com- bined with logging camps and with planing mills.....	4	2	37			37			
19	14	Screw-machine products and wood screws.....	10		1,314	21	86	1,043	156	8	
20	15	Secondary smelting and refining, gold, silver, and platinum.....	10	10	57	8	11	29	9		
21	15	Sheet-metal work not specifically classified.....	11	4	107	10	14	75	3	5	
22	19	Shipbuilding and ship repairing.....	4		100	3	13	83	1		
23	20	Signs, advertising displays, and advertising novelties.....	7	7	25		5	20			
24	3	Silk broad woven goods—regular factories or jobbers engaging contractors.....	4		246	3	12	230	1		
25	15	Silverware and plated ware.....	4		1,180	15	186	896	35	48	
26	9	Soap and glycerin.....	3		44	7	6	24	7		
27	14	Stamped and pressed metal products (except automobile stampings).....	9	4	628	9	63	524			2
28	14	Steam fittings, regardless of material.....	3		193	7	16	130	40		
29	9	Tanning materials, natural dyestuffs, mordants, assistants, and sizes.....	17	4	165	15	38	86	25		1
30	17	Textile machinery.....	34	10	2,360	45	525	1,704	81	5	
31	14	Tools (except edge tools, machine tools, files, and saws).....	7	10	47	3	4	40			
32	6	Upholstered household furniture.....	7	2	139	8	6	113	12		
33	14	Wirework not elsewhere classified.....	5	7	69	3	8	57	1		
34	6	Wooden boxes except cigar boxes.....	7	2	140	7	16	114	3		
35	6	Wood products not elsewhere classified.....	3	3	75	3	9	63			
36	3	Woolen and worsted manufactures—contract factories.....	12	5	1,426	17	42	1,367			
37	3	Woolen and worsted manufactures—regular factories or jobbers engaging contractors.....	86	13	23,310	71	1,002	22,139	74	10	14
38	4	Work clothing (except work shirts), sport garments (except leather), and other men's and boys' apparel, not elsewhere classified.....	3	4	36			36			
39		Other industries 4.....	243	88	28,342	312	3,150	23,040	1,137	449	264
OTHER INDUSTRIES, BY INDUSTRY GROUPS 6											
40	1	Food and kindred products.....	13	6	950	20	52	535	305	36	2
41	3	Textile-mill products and other fiber manufactures.....	36	19	6,276	37	523	5,636	75	5	
42	4	Apparel and other finished products made from fabrics and similar ma- terials.....	36	23	2,619	23	115	2,447	28	3	3
43	6	Furniture and finished lumber products.....	10	2	212	10	40	150	12		
44	7	Paper and allied products.....	5	1	310	5	39	266			
45	8	Printing, publishing, and allied industries.....	19	9	840	30	105	629	74	2	
46	9	Chemicals and allied products.....	28	6	698	27	149	420	94	6	2
47	10	Products of petroleum and coal.....	5		607	27	77	351	52	116	11
48	12	Leather and leather products.....	9	2	313	12	18	274	9		
49	13	Stone, clay, and glass products.....	7	3	474	6	46	407	12	2	1
50	14	Iron and steel and their products, except machinery.....	22	8	3,996	37	365	3,403	141	60	
51	16	Electrical machinery.....	12	3	1,267	12	154	1,081	15		5
52	17	Machinery (except electrical).....	12	1	5,630	37	1,042	3,911	229	181	230
53	20	Miscellaneous industries.....	12	1	1,662	20	110	1,510	22		
54	(11)	Rubber products.....	1								
	(15)	Nonferrous metals and their products.....	10								
	(18)	Automobiles and automobile equipment.....	5	4	2,488	36	315	2,020	69	48	
	(19)	Transportation equipment except automobiles.....	1								

*As the figures for number of establishments and for personnel for those industries for which monetary items are withheld are given for the individual industries and are also included in the "Other industries" figures, the sums of the figures are larger than the totals shown for "All industries."

¹ See headnote to table 3 and GENERAL EXPLANATIONS—Persons engaged—general classification.

² Figures do not include data for personnel of central-administrative offices.

³ Each of the averages in this column is correct to the nearest unit, despite the fact that the averages for the several industries do not add exactly to the 1939 average for all industries. See GENERAL EXPLANATIONS—Wage earners and wages.

THE STATE, BY INDUSTRIES: 1939--Continued

SALARIES AND WAGES							COST OF MATERIALS, SUPPLIES, FUEL, PURCHASED ELECTRIC ENERGY, AND CONTRACT WORK							Value of products	Value added by manu- facture ⁴
Total ²	Salaries of officers of corporations ²	Manufacturing		Distribu- tion	Con- struction	Other	Total	Materials and supplies	Fuel	Pur- chased electric energy	Contract work				
		Salaries ²	Wages												
<i>Dollars</i>	<i>Dollars</i>	<i>Dollars</i>	<i>Dollars</i>	<i>Dollars</i>	<i>Dollars</i>	<i>Dollars</i>	<i>Dollars</i>	<i>Dollars</i>	<i>Dollars</i>	<i>Dollars</i>	<i>Dollars</i>	<i>Dollars</i>	<i>Dollars</i>		
55,071	3,170	3,758	46,983	1,154			116,540	107,894	6,427	1,731	478	222,033	105,493		
48,409	19,085	5,053	23,071				170,246	168,343	812	1,091		299,322	129,076		
677,740	107,228	98,224	400,254	57,403	14,571		886,248	870,647	1,164	12,767	1,670	1,799,856	913,608		
(⁵)	(⁵)	(⁵)	(⁵)	(⁵)	(⁵)	(⁵)	(⁵)	(⁵)	(⁵)	(⁵)	(⁵)	(⁵)	(⁵)		
523,022	80,733	56,190	351,450	33,190	1,459		435,319	400,988	5,729	6,462	22,140	1,217,413	782,094		
(⁵)	(⁵)	(⁵)	(⁵)	(⁵)			(⁵)	(⁵)	(⁵)	(⁵)		(⁵)	(⁵)		
394,466	75,580	09,610	236,766	12,520			473,787	463,267	4,296	6,224		1,154,419	680,632		
21,631	2,500	9,980	2,154	6,988			20,647	970		58	19,619	89,416	68,769		
210,176	32,028	26,245	132,856	19,047			46,623	40,121	1,049	4,611	842	383,487	336,864		
302,181	51,305	40,744	194,304	14,506	1,202		561,128	528,309	7,450	13,898	11,471	944,843	383,715		
(⁵)	(⁵)	(⁵)	(⁵)	(⁵)			(⁵)	(⁵)	(⁵)	(⁵)		(⁵)	(⁵)		
415,317	14,435	16,185	384,697				67,275	27,009	1,365	33,713	5,188	546,905	479,630		
7,238,775	303,705	656,451	6,123,927	153,683	1,009		17,931,961	17,339,212	111,434	405,255	76,060	28,780,508	10,848,547		
306,381	31,135	33,237	237,201	3,500		1,248	461,047	442,199	4,802	14,046		879,353	418,306		
(⁵)	(⁵)	(⁵)	(⁵)	(⁵)	(⁵)		(⁵)	(⁵)	(⁵)	(⁵)		(⁵)	(⁵)		
5,251,778	209,753	922,119	3,610,854	328,693	88,993	91,366	7,210,156	6,741,006	172,515	288,919	7,716	16,253,109	9,042,953		
93,895		11,714	62,641	19,040			659,895	646,619	6,172	7,104		815,711	155,816		
23,950			23,950				24,620	21,675	2,945			78,700	54,080		
1,578,930	124,049	190,415	1,041,636	211,749	11,081		1,221,082	1,009,185	33,134	65,899	112,864	3,520,576	2,299,494		
123,867	37,160	18,462	39,886	28,359			1,972,863	1,951,494	4,539	2,530	14,300	2,282,450	309,587		
145,474	23,186	21,202	87,565	7,271	6,250		147,776	140,575	3,786	2,415	1,000	364,739	216,963		
154,864	3,000	18,912	131,652	1,300			102,133	96,180	2,151	3,802		295,496	193,363		
21,654		4,490	17,164				35,457	33,120	486	1,161	700	83,012	47,555		
(⁵)	(⁵)	(⁵)	(⁵)	(⁵)	(⁵)		(⁵)	(⁵)	(⁵)	(⁵)		(⁵)	(⁵)		
(⁵)	(⁵)	(⁵)	(⁵)	(⁵)	(⁵)		(⁵)	(⁵)	(⁵)	(⁵)		(⁵)	(⁵)		
009,843	42,561	109,593	455,057			2,032	541,949	518,227	8,266	13,250	2,206	1,508,978	967,029		
241,149	26,380	43,565	114,944	56,200			640,322	616,966	4,683	5,543	13,130	1,094,249	453,927		
357,395	98,743	85,354	93,450	79,682		166	1,318,901	1,302,285	10,737	5,121	758	2,126,377	807,476		
3,362,407	289,115	750,368	2,084,820	230,885	7,219		2,819,388	2,659,691	77,312	72,394	9,901	8,336,755	5,517,367		
34,881	3,120	4,212	27,549				17,086	12,472	581	1,077	2,356	131,851	114,765		
130,741	21,030	6,224	86,071	17,416			229,933	225,516	1,959	2,458		422,970	193,037		
75,771	3,750	11,065	59,836	820			143,952	138,352	1,036	2,664	1,390	310,967	167,015		
127,897	21,920	15,812	84,502	5,603			423,140	413,286	2,728	7,126		661,834	228,694		
82,384	8,735	13,000	60,589				97,031	92,201	1,366	3,464		249,971	152,940		
1,479,708	106,145	93,745	1,279,458		360		451,709	293,452	42,885	115,372		2,901,635	2,449,926		
24,295,867	570,791	2,212,782	21,235,778	254,050	4,835	17,622	87,486,774	84,758,536	922,037	1,062,189	744,012	125,640,959	38,154,185		
(⁵)	(⁵)	(⁵)	(⁵)	(⁵)	(⁵)	(⁵)	(⁵)	(⁵)	(⁵)	(⁵)	(⁵)	(⁵)	(⁵)		
36,292,203	2,320,404	5,675,954	25,098,887	2,172,348	609,573	325,037	57,382,233	54,361,795	1,432,582	1,110,206	477,560	126,758,845	69,376,612		
1,597,094	178,363	126,133	782,981	448,366	59,733	1,518	3,075,971	2,925,740	103,806	46,425		8,808,980	5,733,069		
6,197,501	379,837	921,519	4,682,074	212,047	2,024		10,097,609	9,524,230	179,778	384,452	9,239	24,181,580	14,083,881		
2,082,567	82,080	168,683	1,760,072	67,421	2,379	1,932	5,681,107	5,443,574	13,030	27,171	197,332	9,618,420	3,937,313		
274,355	60,234	54,592	133,104	26,425			447,137	436,178	4,539	6,420		944,957	497,820		
473,116	42,292	81,755	340,069				1,330,807	1,179,335	131,856	19,616		2,036,961	706,154		
1,251,442	167,709	187,492	749,585	141,106	5,460		1,012,133	862,707	5,108	21,327	122,991	2,973,684	1,901,551		
1,199,610	211,831	249,755	472,163	256,949	5,510	3,402	2,628,131	2,515,331	58,854	53,654	292	4,812,083	2,183,952		
1,057,756		193,849	579,210	108,942	190,355	15,391	4,830,089	4,588,203	227,193	14,693		6,176,106	1,346,017		
270,779	27,123	34,694	188,987	19,975			555,564	548,758	1,730	5,070		944,419	388,565		
554,210	29,582	100,861	407,822	14,028	1,792	125	492,004	313,873	130,843	41,288		1,688,955	1,196,951		
5,326,066	292,244	754,614	3,953,599	249,591	76,018		6,837,040	6,248,888	327,057	215,772	45,923	15,111,750	8,274,116		
1,464,701	63,806	240,341	1,131,097	22,974		6,483	2,828,553	2,704,750	57,131	62,235	4,481	6,790,438	3,961,885		
9,802,735	454,326	1,883,126	6,450,487	422,008	296,002	296,186	4,939,524	4,620,231	111,467	139,934	67,892	20,119,242	15,179,718		
1,468,170	93,850	150,978	1,139,657	83,691			970,729	920,801	16,064	21,462	5,702	4,175,492	3,204,763		
3,272,095	237,037	527,562	2,318,971	98,225	90,300		11,655,145	11,523,410	57,226	50,801	23,708	18,375,772	6,720,627		

⁴ Value of products less cost of materials, supplies, fuel, purchased electric energy, and contract work. See GENERAL EXPLANATIONS--Value added by manufacture.⁵ Figures omitted have been withheld to avoid disclosing exact or approximate data for individual establishments; they are included in the "Other industries" figures.⁶ For numbers of establishments and of wage earners in individual industries, see table 12.

TABLE 9.—GENERAL STATISTICS FOR THE PROVIDENCE-FALL

[This table presents, for the Providence-Fall River-New Bedford industrial area, separate figures for each industry for which it is possible to publish such figures without groups. Certain of the industries for which combined figures are given, however, reported

Group No.	INDUSTRY	*Number of establishments	*Proprietors and firm members	*PERSONS EMPLOYED BY MANUFACTURING ESTABLISHMENTS 1						
				Total 2	Salaried officers of corporations 2	Manufacturing		Distribution	Construction	Other
						Salaried employees 2	Wage earners (average for year) 3			
1	All industries, total.....	2,030	1,203	174,307	1,802	13,747	153,013	4,334	734	677
2 13	Abrasive wheels, stones, paper, cloth, and related products.....	3	1	76	3	8	55	10		
3 15	Alloying; and rolling and drawing of nonferrous metals, except aluminum.....	8		1,984	12	250	1,597	92	18	6
4 3	Artificial leather and oilcloth.....	4		321	7	33	272	9		
5 8	Bookbinding and related industries.....	5	3	31	2	3	25	1		
6 8	Books: printing without publishing.....	0	6	171	15	33	116	7		
7 12	Boot and shoe cut stock and findings.....	11	4	393	8	48	332	5		
8 1	Bread and other bakery products (except biscuit, crackers, and pretzels).....	246	251	2,805	35	195	2,300	239	3	33
9 20	Brooms.....	4	3	17	1	3	11	2		
10 3	Carpets, rugs, and mats made from such materials as paper fiber, grass, jute, flax, sisal, cotton, cocoa fiber, and rags.....	4	5	127		7	120			
11 9	Chemicals not elsewhere classified.....	8	2	243	13	24	135	32	3	36
12 2	Cigars.....	5	5	33		1	31	1		
13 9	Cleaning and polishing preparations, blackings, and dressings.....	3	2	105	3	13	68	21		
14 4	Coats, suits, and skirts (except fur coats)—made in contract factories.....	3	3	126	1	7	118			
15 14	Cold-rolled steel sheets and strip and cold-finished steel bars made in plants not operated in connection with hot-rolling mills.....	3		312	9	55	219	9	20	
16 13	Concrete products.....	10	2	119	9	9	93	7		1
17 20	Costume jewelry and costume novelties (jewelry other than fine jewelry) 4.....	110	83	8,680	94	709	7,689	139	40	
18 3	Cotton broad woven goods.....	42	1	22,981	50	695	22,136	45		55
19 3	Cotton narrow fabrics.....	42	21	3,308	42	242	2,973	41		10
20 3	Cotton thread.....	7	2	5,124	7	415	4,680	22		
21 3	Cotton yarn.....	11		4,534	22	137	4,368	7		
22 4	Curtains, draperies, and bedspreads—made in regular factories or by jobbers engaging contractors.....	15	9	988	10	56	892	30		
23 7	Die-cut paper and paperboard, and converted cardboard.....	3		160	5	10	136			
24 9	Drugs and medicines (including drug grinding).....	4	1	40	3	10	14	13		
25 3	Dyeing and finishing cotton, rayon, silk, and linen textiles.....	38		8,621	62	946	7,481	119	12	1
26 15	Electroplating, plating, and polishing.....	23	18	248	6	16	223	2	1	
27 15	Engraving on metal (except for printing purposes).....	8	8	66	1	4	61			
28 8	Engraving (steel, copperplate, and wood): plate printing.....	11	8	149	10	6	131	2		
29 20	Fabricated plastic products, not elsewhere classified.....	4	2	209	6	8	193	2		
30 14	Fabricated structural steel and ornamental metalwork, made in plants not operated in connection with rolling mills.....	6	5	143	5	27	98	13		
31 7	Fiber cans, tubes, and similar products.....	7	6	644	8	56	570	0		1
32 3	Finishing of men's and boys' hats of fur-felt, wool-felt, and straw.....	3	1	292	3	25	260	4		
33 1	Flavoring extracts and flavoring sirups, not elsewhere classified.....	6	2	27	6	7	10	4		
34 12	Footwear (except rubber).....	5	1	456	5	36	413	2		
35 8	General commercial (job) printing.....	76	58	659	51	81	489	38		
36 16	Generating, distribution, and industrial apparatus, and apparatus for incorporation in manufactured products, not elsewhere classified.....	3		60	7	9	43	1		
37 14	Gray-iron and semisteel castings.....	12	18	403	8	16	377	1	1	
38 20	Hand stamps, stencils, and brands.....	5	1	56	7	5	29	15		
39 4	House dresses, uniforms, and aprons—made in contract factories.....	4	2	347	1	11	334		1	
40 4	House dresses, uniforms, and aprons—made in inside factories or by jobbers engaging contractors.....	6	4	2,323	6	66	2,178	59		14
41 4	Housefurnishings (except curtains, draperies, and bedspreads).....	3	1	255		20	235			
42 1	Ice cream and ices.....	39	34	271	16	22	139	56		38
43 1	Ice, manufactured.....	18	8	143	8	17	78	40		
44 9	Insecticides, fungicides, and related industrial and household chemical compounds.....	3		28	3	6	15	4		
45 16	Insulated wire and cable.....	10	2	1,765	9	187	1,502	28	39	
46 15	Jewelers' findings and materials 5.....	63	37	2,823	74	265	2,355	123	4	2
47 15	Jewelry (precious metals) 5.....	94	46	5,194	116	654	4,239	170	12	3
48 3	Knitted cloth.....	6	4	185	17	155	2	2		
49 3	Lace goods.....	9	3	831	10	52	748	22	1	
50 1	Macaroni, spaghetti, vermicelli, and noodles.....	10	11	55	9	6	37	8	1	1
51 8	Machine and hand typesetting (including advertisement typesetting).....	3	3	45	7	5	32	1		
52 17	Machine-shop products, not elsewhere classified.....	20	12	955	14	34	813	92		2
53 17	Machine-shop repairs.....	20	23	108	6	14	87	1		
54 17	Machine-tool and other metalworking-machinery accessories, metal-cutting and shaping tools, and machinists' precision tools.....	18	5	1,924	28	232	1,429	157	2	76
55 17	Machine tools.....	3		4,705	22	355	3,258	176	176	219
56 1	Malt liquors.....	6		640	15	47	425	161		1
57 6	Mattresses and bedsprings.....	8	6	175	13	9	138	14		1
58 17	Measuring instruments, mechanical (except electrical measuring instruments, watches, and clocks).....	3		422	6	82	286	48		
59 1	Meat packing, wholesale.....	5	0	60	3	2	40	15		
60 17	Mechanical power-transmission equipment.....	3		104	6	13	80	2		3
61 4	Men's and boys' shirts (except work shirts), collars, and nightwear—made in inside factories or by jobbers engaging contractors.....	5	1	1,774	3	57	1,711	3		

See footnotes at end of table.

RIVER-NEW BEDFORD INDUSTRIAL AREA, BY INDUSTRIES: 1939

disclosing exact or approximate data for individual establishments, and gives statistics for the remaining industries both in combination ("Other industries") and by industry larger numbers of wage earners or larger values of products than some of those shown separately]

SALARIES AND WAGES							COST OF MATERIALS, SUPPLIES, FUEL, PURCHASED ELECTRIC ENERGY, AND CONTRACT WORK						Value of products	Value added by manu- facture ¹
Total ²	Salaries of officers of corporations ³	Manufacturing		Distribu- tion	Con- struction	Other	Total	Materials and supplies	Fuel	Pur- chased electric energy	Contract work			
		Salaries ⁴	Wages											
Dollars 192,374,961	Dollars 11,408,490	Dollars 24,227,388	Dollars 146,084,673	Dollars 8,715,257	Dollars 1,094,156	Dollars 844,987	Dollars 348,806,053	Dollars 331,241,038	Dollars 6,880,373	Dollars 7,866,633	Dollars 2,818,009	Dollars 693,917,458	Dollars 315,111,405	
(⁵) 3,032,589 388,895 36,732 317,818	(⁵) 143,160 50,008 6,580 70,270	(⁵) 477,074 55,168 4,072 66,040	(⁵) 2,164,713 266,413 21,780 163,838	(⁵) 207,756 17,306 4,300 11,070	(⁵) 32,833 ---	(⁵) 7,053 ---	(⁵) 12,607,051 1,463,598 24,844 289,769	(⁵) 12,333,730 1,232,186 23,388 277,673	(⁵) 172,234 35,318 218 1,155	(⁵) 164,807 21,115 844 5,634	(⁵) 26,280 174,981 396 5,307	(⁵) 18,646,469 2,134,055 80,452 776,812	(⁵) 5,949,418 670,457 55,608 487,043	
495,679 3,703,160 15,934	29,402 145,968 2,600	112,849 305,747 2,793	348,800 2,800,609 7,930	4,628 264,396 2,611	2,078	64,362	973,591 6,538,807 27,776	934,822 6,217,538 27,213	10,517 196,615 254	23,271 124,654 309	4,981	2,406,836 13,729,101 54,567	1,433,245 7,190,294 26,791	
97,521 355,960	---	12,887 40,257	84,634 173,785	---	---	---	143,747 626,517	134,325 520,001	---	3,383 58,178	6,039	284,437 1,165,964	140,690 569,447	
22,569 (⁵) 75,090	---	1,300 (⁵) 5,280	19,999 (⁵) 67,730	1,300 (⁵) ---	---	---	45,381 (⁵) 4,916	44,397 (⁵) 3,076	717 (⁵) 473	267 (⁵) 1,367	---	84,767 (⁵) 112,266	39,386 (⁵) 107,350	
(⁵) 167,140	(⁵) 22,609	(⁵) 10,124	(⁵) 122,303	(⁵) 10,738	(⁵) ---	1,366	(⁵) 409,822	(⁵) 397,225	(⁵) 3,603	(⁵) 8,994	(⁵) ---	(⁵) 792,713	(⁵) 382,891	
8,117,676 21,398,333 3,307,063 (⁵) 3,803,703	646,278 397,140 239,218 (⁵) 138,534	1,025,228 1,323,208 382,748 (⁵) 267,191	6,055,930 19,476,265 2,589,212 (⁵) 3,376,898	318,845 151,812 87,760 (⁵) 21,080	71,395 ---	---	8,431,450 27,748,551 4,702,583 (⁵) 6,493,736	8,128,666 25,392,702 4,451,345 (⁵) 6,019,797	59,205 792,029 86,176 (⁵) 83,600	118,012 1,569,646 146,106 (⁵) 390,339	127,567 4,174 18,956 (⁵) ---	20,720,510 58,115,984 9,667,773 (⁵) 11,515,729	12,289,060 30,367,433 4,995,190 (⁵) 5,021,993	
676,514 (⁵) 63,246 11,375,334 298,176	48,935 (⁵) 15,893 544,783 38,530	69,399 (⁵) 15,290 1,905,744 27,192	481,521 (⁵) 10,532 8,577,637 223,074	76,059 (⁵) 21,522 329,772 2,880	---	---	3,528,200 (⁵) 51,476 13,655,654 194,747	3,476,340 (⁵) 49,140 12,130,255 177,567	441 (⁵) 1,832 1,248,578 5,464	10,227 (⁵) 504 274,862 10,003	41,192 (⁵) ---	4,689,082 (⁵) 159,281 29,822,090 726,493	1,160,882 (⁵) 107,805 16,220,430 531,746	
105,467 210,985 (⁵)	9,298 22,232 (⁵)	5,845 7,780 (⁵)	90,324 177,099 (⁵)	---	---	---	10,610 19,591 (⁵)	6,084 14,196 (⁵)	708 1,614 (⁵)	822 3,140 (⁵)	2,996 641 (⁵)	169,588 272,464 (⁵)	158,978 252,873 (⁵)	
269,080 671,428	28,648 53,018	56,580 77,082	156,858 520,571	27,594 19,613	---	---	369,892 509,187	359,019 443,970	2,777 50,248	6,683 14,969	1,413	830,474 1,360,295	460,582 860,108	
(⁵) 44,141 432,815 868,869	(⁵) 17,558 23,038 164,976	(⁵) 8,980 45,616 105,211	(⁵) 6,427 362,184 545,604	(⁵) 8,176 11,977 53,008	---	---	138,076 841,618 768,911	136,146 833,904 673,071	1,349 1,660 10,458	581 6,064 25,462	---	247,361 1,438,471 2,185,796	109,285 596,853 1,416,885	
91,627	26,656	18,535	41,686	4,750	---	---	174,850	171,866	1,570	1,414	---	363,207	188,357	
576,182 79,538 241,396	50,555 18,050 2,080	31,791 6,941 23,376	401,236 40,411 214,120	780 14,136 ---	1,820 1,820	---	380,245 34,289 24,765	270,357 29,744 19,623	43,659 480 640	14,366 1,441 4,492	51,833 2,624 ---	1,181,452 245,816 347,725	801,207 211,527 322,970	
(⁵) (⁵)	(⁵) (⁵)	(⁵) (⁵)	(⁵) (⁵)	(⁵) (⁵)	(⁵) (⁵)	(⁵) (⁵)	(⁵) (⁵)	(⁵) (⁵)	(⁵) (⁵)	(⁵) (⁵)	(⁵) (⁵)	(⁵) (⁵)	(⁵) (⁵)	
351,880 208,391	40,999 36,543	31,181 22,971	144,640 93,544	67,582 55,333	---	61,478	1,537,818 163,219	1,475,904 23,789	9,710 23,257	52,204 116,173	---	2,773,171 700,754	1,235,353 537,635	
(⁵) 2,002,756 3,787,915	(⁵) 107,350 622,844	(⁵) 291,705 533,907	(⁵) 1,482,808 2,357,978	(⁵) 72,815 262,672	48,018 8,226	2,788	6,784,513 10,964,665	6,575,695 10,711,371	41,776 52,567	167,042 98,619	102,108	10,819,934 17,332,720	4,035,421 6,868,055	
6,489,196	637,608	965,972	4,453,871	406,148	22,816	2,781	8,406,782	8,046,125	49,621	78,910	232,126	18,650,291	10,243,509	
(⁵) 1,026,900 59,379	(⁵) 85,054 5,422	(⁵) 136,625 4,935	(⁵) 758,095 36,233	(⁵) 40,526 9,307	(⁵) ---	---	(⁵) 978,090 212,431	(⁵) 895,537 165,569	(⁵) 25,522 8,037	(⁵) 14,353 8,825	(⁵) 42,678 ---	(⁵) 2,293,032 338,305	(⁵) 1,314,942 125,874	
933,177 138,865	42,911 18,232	79,458 18,089	658,068 101,764	150,296 780	---	---	1,040,746 152,262	961,770 140,605	31,283 4,185	46,437 6,301	1,256 1,171	2,098,954 425,381	1,658,208 273,119	
2,829,951 (⁵) 1,329,800	203,002 (⁵) 146,179	379,148 (⁵) 128,913	1,933,523 (⁵) 711,912	244,033 (⁵) 341,596	4,555 (⁵) ---	65,690 (⁵) 1,200	1,407,835 (⁵) 2,383,347	1,264,515 (⁵) 2,233,909	50,817 (⁵) 86,837	83,628 (⁵) 62,001	8,875 (⁵) ---	5,828,211 (⁵) 7,145,344	4,420,376 (⁵) 4,761,997	
228,730	67,083	8,424	122,546	29,729	---	948	529,983	521,634	1,595	6,754	---	894,696	364,713	
(⁵) 67,995	(⁵) 10,400	(⁵) 2,444	(⁵) 36,814	(⁵) 18,337	---	---	(⁵) 869,793	(⁵) 859,119	(⁵) 3,938	(⁵) 6,735	(⁵) ---	(⁵) 1,049,525	(⁵) 179,732	
1,325,108	37,682	83,167	1,198,029	6,300	---	---	3,106,538	3,034,733	1,506	14,339	55,955	4,808,685	1,702,152	

TABLE 9.—GENERAL STATISTICS FOR THE PROVIDENCE-FALL

Group No.	INDUSTRY	*Number of establishments	*Proprietors and firm members	*PERSONS EMPLOYED IN MANUFACTURING ESTABLISHMENTS ¹						
				Total ²	Salaried officers of corporations ³	Manufacturing		Distribution	Construction	Other
						Salaried employees ⁴	Wage earners (average for year) ⁵			
1 4	Men's and boys' suits, coats, and overcoats (except work clothing)—made in inside factories or by jobbers engaging contractors.....	6	4	947	8	35	863	35	6	
2 4	Millinery.....	3		82	3	9	60	1		
3 20	Miscellaneous fabricated products not elsewhere classified.....	15	13	1,111	11	123	951	21		
4 20	Models and patterns (except paper patterns).....	8	9	48		6	42			
5 13	Monuments, tombstones, cut-stone, and stone products not elsewhere classified.....	7	3	82	11	12	52	7		
6 8	Newspapers: publishing and printing.....	17	8	1,455	25	598	673	150		
7 1	Nonalcoholic beverages.....	40	34	443	23	49	176	177		18
8 15	Nonferrous-metal foundries (except aluminum).....	11	15	49	1	2	45	1		
9 20	Ophthalmic goods: lenses and fittings.....	10	2	899	22	89	753	25	10	
10 9	Paints, varnishes, and lacquers.....	13	1	273	15	52	153	50		3
11 7	Paperboard containers and boxes not elsewhere classified.....	26	14	1,194	25	114	1,008	41	2	4
12 6	Partitions, shelving, cabinet work, and office and store fixtures.....	3		49	5	5	35	4		
13 10	Paving blocks and paving mixtures: asphalt, creosoted wood, and composition.....	5		64		9	33	22		
14 8	Periodicals: publishing without printing.....	4	2	18	1	9	1	7		
15 8	Photoengraving, not done in printing establishments (including preparation of plates).....	8	5	104	8	18	72	6		
16 5	Planing mills not operated in conjunction with sawmills.....	20	10	356	23	40	266	17	2	2
17 1	Poultry dressing and packing, wholesale.....	4	5	15		1	14			
18 14	Power boilers and associated products.....	4	3	79	2	12	61	4		
19 3	Processed waste and recovered wool fibers—contract factories.....	3		106	1	10	95			
20 3	Processed waste and recovered wool fibers—regular factories or jobbers engaging contractors.....	8	6	147	7	11	125	4		
21 3	Rayon broad woven goods—contract factories.....	8	6	651	6	18	627			
22 3	Rayon broad woven goods—regular factories or jobbers engaging contractors.....	17		11,124	28	409	10,611	76		
23 8	Rayon narrow fabrics.....	3		320	6	26	286	1		1
24 3	Rayon yarn and thread, spun or thrown—regular factories or jobbers engaging contractors.....	5	3	636	4	58	568	3	5	
25 4	Robes, lounging garments, and dressing gowns.....	5	6	541	6	21	491	23		
26 11	Rubber products not elsewhere classified.....	13		5,231	29	651	4,326	110	52	63
27 1	Sausages, prepared meats, and other meat products—not made in meat-packing establishments.....	36	31	158	9	11	106	32		
28 5	Sawmills, veneer mills, and cooperage-stock mills, including those combined with logging camps and with planing mills.....	6	2	109	2	2	100	2		3
29 15	Sheet-metal work not specifically classified.....	13	5	124	12	16	84	7	5	
30 19	Shipbuilding and ship repairing.....	5	2	240	6	14	216	4		
31 20	Signs, advertising displays, and advertising novelties.....	10	9	40	2	7	31			
32 3	Silk broad woven goods—contract factories.....	3	1	89	1	4	84			
33 3	Silk broad woven goods—regular factories or jobbers engaging contractors.....	4		246	3	12	230	1		
34 15	Silverware and plated ware.....	20	6	2,491	34	368	1,888	113	48	40
35 20	Sporting and athletic goods not elsewhere classified.....	4		371	7	23	334	7		
36 14	Stoves, ranges, water heaters, and hot-air furnaces (except electric).....	5		879	17	47	745	70		
37 12	Suitcases, brief cases, bags, trunks, and other luggage.....	4	1	243	5	11	223	4		
38 20	Surgical supplies and equipment not elsewhere classified; orthopedic appliances.....	4	1	43	4	5	30	4		
39 9	Tanning materials, natural dyestuffs, mordants, assistants, and sizes.....	13	4	165	12	30	111	12		
40 17	Textile machinery.....	52	27	3,251	57	590	2,492	107	5	
41 14	Tools (except edge tools, machine tools, files, and saws).....	12	13	354	7	42	302	3		
42 4	Trousers (semidress), wash suits, and washable service apparel.....	5	6	882	2	20	860			
43 16	Wiring devices and supplies.....	3		830	7	73	749	1		
44 4	Women's and misses' clothing, not elsewhere classified—made in contract factories.....	5	6	197		2	195			
45 4	Women's and misses' dresses (except house dresses)—made in contract factories.....	7	5	674	5	15	654			
46 4	Women's, children's, and infants' underwear and nightwear of cotton and flannelette woven fabrics.....	5	8	2,601	1	118	1,882			
47 12	Women's pocketbooks, handbags, and purses.....	6	2	737	7	23	707			
48 0	Wooden boxes except cigar boxes.....	10	4	188	11	16	152	4		
49 6	Wood products not elsewhere classified.....	6	11	83		8	68	6		
50 3	Woolen and worsted manufactures—contract factories.....	12	5	1,559	14	36	1,509			
51 3	Woolen and worsted manufactures—regular factories or jobbers engaging contractors.....	60	10	19,696	59	863	18,687	67	10	10
52 4	Work clothing (except work shirts), sport garments (except leather), and other men's and boys' apparel, not elsewhere classified.....	6	9	219		7	211	1		

See footnotes at end of table.

RIVER-NEW BEDFORD INDUSTRIAL AREA, BY INDUSTRIES: 1939—Continued

SALARIES AND WAGES							COST OF MATERIALS, SUPPLIES, FUEL, PURCHASED ELECTRIC ENERGY, AND CONTRACT WORK					Value of products	Value added by manu- facture
Total	Salaries of officers of corporations	Manufacturing		Distribution	Construction	Other	Total	Materials and supplies	Fuel	Purchased electric energy	Contract work		
Dollars	Dollars	Dollars	Dollars	Dollars	Dollars	Dollars	Dollars	Dollars	Dollars	Dollars	Dollars	Dollars	Dollars
813,354	30,070	59,539	657,833	57,540	8,372		1,842,312	1,821,597	800	10,799	9,116	3,030,215	1,187,903
(5)	(5)	(5)	(5)	(5)	(5)	(5)	(5)	(5)	(5)	(5)	(5)	(5)	(5)
70,447		7,938	62,509				30,747	27,396	1,281	1,370	700	143,885	113,138
111,787	29,145	15,420	56,873	10,349			80,964	69,258	552	10,139	1,015	231,940	180,976
3,084,633	165,504	1,207,686	1,417,895	293,548			1,448,404	1,238,587	16,946	58,045	134,826	7,373,862	5,925,458
616,373	43,881	92,783	171,562	290,831		17,316	855,462	821,380	16,377	16,505	1,200	1,992,055	1,136,593
61,269	3,176	3,758	53,171	1,154			118,572	110,104	6,406	1,584	478	230,955	112,383
(5)	(5)	(5)	(5)	(5)	(5)	(5)	(5)	(5)	(5)	(5)	(5)	(5)	(5)
623,887	124,906	131,983	189,303	173,364		4,241	1,703,244	1,075,861	12,521	14,862		2,880,500	1,177,256
1,263,249	160,704	165,167	818,199	117,861	2,033	9,285	1,767,064	1,711,586	10,614	21,442	23,422	3,822,108	2,055,044
(5)	(5)	(5)	(5)	(5)	(5)	(5)	(5)	(5)	(5)	(5)	(5)	(5)	(5)
110,431		22,218	41,827	46,386			379,551	344,289	24,194	11,068		734,913	355,362
21,631	2,500	9,989	2,154	6,988			20,647	970		58	19,619	89,416	68,769
210,176	32,028	26,245	132,866	19,047			46,623	40,121	1,049	4,611	842	383,487	336,864
496,086	73,398	57,134	306,382	25,371	2,223	2,478	894,728	850,540	8,672	24,045	11,471	1,516,961	622,233
12,667		676	11,891	(5)			91,808	89,333	1,391	1,084		119,987	28,179
(5)	(5)	(5)	(5)	(5)	(5)	(5)	(5)	(5)	(5)	(5)	(5)	(5)	(5)
(5)	(5)	(5)	(5)	(5)	(5)	(5)	(5)	(5)	(5)	(5)	(5)	(5)	(5)
151,361	31,085	18,920	93,071	8,285			1,014,694	997,871	1,238	11,735	3,850	1,280,855	266,161
472,340	13,234	10,653	412,453				83,871	30,735	264	45,967	6,905	645,296	561,425
10,430,594	327,627	733,989	9,207,878	160,091	1,009		23,768,220	22,951,651	172,429	592,091	52,049	39,201,635	15,433,415
306,381	31,135	33,237	237,261	3,500		1,248	461,047	442,190	4,802	14,046		879,353	418,306
560,697	28,900	95,246	426,939	7,588	2,024		1,682,245	1,595,978	37,401	48,866		2,719,621	1,037,376
381,093	17,275	40,423	294,179	29,216			1,021,891	988,473	3,041	7,300	23,077	1,647,392	625,501
6,554,189	250,492	1,154,709	4,557,818	398,761	92,043	91,366	9,175,592	8,496,239	295,530	374,017	9,506	18,834,762	9,659,170
194,676	15,840	18,810	116,311	43,706			1,416,627	1,391,640	11,656	13,331		1,786,327	369,700
101,817	6,090	3,716	82,781	3,790		4,540	102,682	87,135	2,195	7,258	6,094	325,682	223,000
182,577	35,264	24,898	97,477	18,688	6,250		301,844	294,293	3,936	2,615	1,000	555,126	283,282
300,090	21,880	10,436	268,056	3,718			259,788	253,740	972	4,706	280	703,191	443,403
36,390	2,469	6,544	27,377				48,093	45,506	588	1,299	700	122,017	73,924
67,889	743	8,296	58,850				20,277	11,375	1,222	7,680		113,267	92,990
(5)	(5)	(5)	(5)	(5)	(5)	(5)	(5)	(5)	(5)	(5)	(5)	(5)	(5)
3,449,177	272,085	595,209	2,230,617	210,163	90,300	50,803	3,763,474	3,626,727	75,305	36,011	25,431	10,377,288	6,613,814
437,941	28,020	36,676	360,705	12,540			267,729	251,062	7,083	9,584		846,999	679,270
(5)	(5)	(5)	(5)	(5)	(5)	(5)	(5)	(5)	(5)	(5)	(5)	(5)	(5)
(5)	(5)	(5)	(5)	(5)	(5)	(5)	(5)	(5)	(5)	(5)	(5)	(5)	(5)
36,000	7,630	5,472	21,988	1,000			18,635	16,780	827	928		86,267	67,732
318,369	76,657	50,451	166,627	25,634			1,509,393	1,487,497	17,887	3,251	755	1,916,049	406,656
4,529,394	426,579	848,149	2,942,700	304,687	7,219		3,448,643	3,232,672	89,086	117,894	9,691	10,956,791	7,508,148
(5)	(5)	(5)	(5)	(5)	(5)	(5)	(5)	(5)	(5)	(5)	(5)	(5)	(5)
612,428	9,600	25,326	577,502	(5)			1,146,420	1,138,362	583	7,475		1,942,820	796,400
(5)	(5)	(5)	(5)	(5)	(5)	(5)	(5)	(5)	(5)	(5)	(5)	(5)	(5)
(5)	(5)	(5)	(5)	(5)	(5)	(5)	(5)	(5)	(5)	(5)	(5)	(5)	(5)
457,102	10,442	21,240	449,420				25,364	17,860	648	6,856		655,197	629,833
1,381,732	34,500	135,413	1,211,810				3,890,224	3,873,525	310	16,389		6,559,175	2,668,951
542,769	23,074	39,232	480,463				987,358	963,886	1,554	4,645	27,273	1,833,476	836,118
169,924	31,857	15,812	115,652	6,603			487,889	472,668	3,208	11,373	640	759,588	271,699
73,918	3,535	10,853	54,533	4,997			91,770	87,395	765	3,619		242,206	150,427
1,626,720	100,113	85,645	1,440,611	360			495,628	317,554	50,749	118,325		3,298,867	2,793,239
20,393,227	448,093	1,919,204	17,763,554	244,177	4,835	13,364	71,082,613	68,811,743	765,266	869,029	636,575	104,256,207	33,176,594
123,525		11,475	109,093	2,967			325,199	292,678	445	2,091	29,985	643,614	318,315

TABLE 9.—GENERAL STATISTICS FOR THE PROVIDENCE-FALL

Group No.	INDUSTRY	*Num- ber of estab- lish- ments	*Pro- pri- tors and firm mem- bers	*PERSONS ENGAGED IN MANUFACTURING ESTABLISHMENTS ¹						
				Total ²	Salaried officers of corpo- rations ³	Manufacturing		Distri- bution	Con- struc- tion	Other
						Salaried employ- ees ⁴	Wage earners (average for year) ⁵			
1	Other industries ⁶	452	202	42,529	519	4,183	35,598	1,484	478	267
	OTHER INDUSTRIES, BY INDUSTRY GROUPS ⁶									
2	1 Food and kindred products.....	24	18	1,024	14	92	633	228	54	3
3	3 Textile-mill products and other fiber manufactures.....	56	14	9,713	62	722	8,826	96	7	
4	4 Apparel and other finished products made from fabrics and similar ma- terials.....	49	34	4,963	30	193	4,629	94	1	16
5	6 Furniture and finished lumber products.....	20	5	416	19	59	312	26		
6	7 Paper and allied products.....	14	2	706	18	96	579	11	2	
7	8 Printing, publishing, and allied industries.....	12	4	691	18	74	530	67	2	
8	9 Chemicals and allied products.....	25	7	983	21	167	744	43	8	
9	10 Products of petroleum and coal.....	3		554		71	326	30	116	11
10	12 Leather and leather products.....	12	6	387	13	28	331	15		
11	13 Stone, clay, and glass products.....	15	4	554	14	68	453	15	3	1
12	14 Iron and steel and their products, except machinery.....	94	39	8,787	136	803	7,350	420	76	2
13	15 Nonferrous metals and their products.....	18	12	830	19	85	684	42		
14	16 Electrical machinery.....	12	3	2,194	11	253	1,883	27	19	1
15	17 Machinery (except electrical).....	22	6	5,638	51	1,002	3,932	242	178	233
16	20 Miscellaneous industries.....	67	43	4,238	82	396	3,652	96	12	
17	18 Automobiles and automobile equipment.....	5	2	248	8	40	169	31		
	2 Tobacco manufactures.....	1								
	11 Rubber products.....	1	3	603	3	34	565	1		
	19 Transportation equipment except automobiles.....	2								

*As the figures for number of establishments and for personnel for those industries for which monetary items are withheld are given for the individual industries and are also included in the "Other industries" figures, the sums of the figures are larger than the totals shown for "All industries."

¹ See headnote to table 3 and GENERAL EXPLANATIONS—Persons engaged—general classification.

² Figures do not include data for personnel of central-administrative offices.

³ Each of the averages in this column is correct to the nearest unit, despite the fact that the averages for the several industries do not add exactly to the 1939 average for all industries. See GENERAL EXPLANATIONS—Wage earners and wages.

⁴ Value of products less cost of materials, supplies, fuel, purchased electric energy, and contract work. See GENERAL EXPLANATIONS—Value added by manufacture.

⁵ Figures omitted have been withheld to avoid disclosing exact or approximate data for individual establishments; they are included in the "Other industries" figures.

RHODE ISLAND

933

RIVER-NEW BEDFORD INDUSTRIAL AREA, BY INDUSTRIES: 1939—Continued

SALARIES AND WAGES							COST OF MATERIALS, SUPPLIES, FUEL, PURCHASED ELECTRIC ENERGY, AND CONTRACT WORK						Value of products	Value added by manu- facture ⁴
Total ¹	Salaries of officers of corporations ²	Manufacturing		Distri- bution	Con- struction	Other	Total	Materials and supplies	Fuel	Pur- chased electric energy	Contract work			
		Salaries ³	Wages											
Dollars 49,500,226	Dollars 3,439,600	Dollars 7,268,601	Dollars 34,952,744	Dollars 2,805,184	Dollars 701,373	Dollars 332,824	Dollars 83,162,611	Dollars 78,774,158	Dollars 1,979,532	Dollars 1,601,815	Dollars 807,106	Dollars 169,222,380	Dollars 86,059,769	
1,079,593 9,251,913	71,188 469,738	146,400 1,260,137	557,465 7,220,506	231,236 294,941	71,774 6,591	1,470	3,123,608 20,423,073	3,000,590 19,463,530	86,721 474,785	41,297 434,303	----- 50,455	6,290,559 38,299,920	3,161,951 17,876,847	
3,593,882 461,836 1,111,200	203,701 83,514 131,995	307,618 75,873 212,351	2,910,594 254,486 747,339	160,057 47,963 16,308	----- ----- 3,213	11,912	7,037,538 727,400 3,321,852	6,757,763 709,855 3,088,623	20,490 7,355 161,398	57,467 10,190 53,354	201,818 ----- 18,477	13,027,396 1,494,476 5,332,685	5,989,858 787,076 2,010,833	
956,199 1,310,032 963,507 384,858 663,842	94,857 119,801 ----- 48,126 51,330	123,200 240,369 178,576 47,779 118,738	603,246 848,652 546,689 261,681 473,156	120,436 92,584 62,556 27,272 16,406	5,460 8,626 160,355 ----- 2,787	----- ----- 15,391 ----- 1,425	735,728 2,484,142 4,580,355 774,232 625,572	595,237 2,190,397 4,364,629 764,513 444,169	4,638 155,324 206,129 4,311 141,207	16,196 138,119 9,597 5,408 40,196	119,657 292 ----- ----- -----	2,243,545 4,889,949 5,636,530 1,369,631 1,974,180	1,507,817 2,405,807 1,056,175 595,399 1,348,608	
11,279,756 1,129,400 2,185,992 9,789,147 4,354,839	864,772 109,297 66,088 526,513 507,842	1,505,466 153,557 357,170 1,791,992 635,076	8,004,087 766,450 1,077,573 6,448,372 2,911,979	706,617 100,096 52,978 433,674 283,742	106,782 ----- 30,983 288,602 16,200	2,032 ----- 600 299,994 -----	11,933,995 13,403,153 3,408,534 4,827,170 4,595,126	10,794,507 13,352,206 3,230,223 4,490,065 4,438,065	465,765 12,302 22,668 111,718 30,883	419,716 15,977 28,697 142,799 84,310	254,007 15,977 4,481 82,588 41,868	30,842,063 15,439,469 4,958,600 19,649,120 11,367,821	18,908,068 2,036,316 4,958,600 14,821,950 6,772,695	
984,164	90,238	114,139	720,460	59,318	-----	-----	1,156,133	1,089,786	11,363	37,498	17,486	2,997,902	1,841,769	

¹ For numbers of establishments and of wage earners in individual industries, see table 12.², ³, and ⁴ To avoid disclosing exact or approximate data for individual establishments, the data for certain establishments located outside the Providence-Fall River-New Bedford Industrial Area have been included in the figures for the industries to which these footnotes are indexed. Data for these establishments are not, however, included in the totals for the area.¹ 1 establishment.² 2 establishments.³ 3 establishments.

TABLE 10.—GENERAL STATISTICS FOR PROVIDENCE, BY INDUSTRIES: 1939

[This table presents separate figures for each industry for which it is possible to publish such figures without disclosing exact or approximate data for individual establishments, and gives statistics for the remaining industries both in combination ("Other industries") and by industry groups. Certain of the industries for which combined figures are given, however, reported larger numbers of wage earners or larger values of products than some of those shown separately. No data for nonmanufacturing personnel, except salaried officers of corporations, are included in this table.]

Group No.	INDUSTRY	*Num-ber of estab-lish-ments	*Propri-eters and firm mem-bers	*Salaried officers of corporations ¹	*Salaried employ-ees ¹	*Wage earners (average for year) ²	Salaries of officers of corporations ¹	Salaries of employ-ees ¹	Wages	Cost of materi-als, sup-plies, fuel, purchased electric energy, and contract work	Value of products	Value added by manu-facture ³
	All industries, total.....	735	418	709	4,954	41,046	\$4,093,252	\$8,829,210	\$42,024,227	\$93,087,670	\$193,397,814	\$99,710,144
8	Bookbinding and related industries.....	3	2	1	2	15	2,080	2,772	11,708	13,308	44,876	31,868
8	Books: printing without publishing.....	7	5	12	31	90	(⁴)	(⁴)	(⁴)	(⁴)	(⁴)	(⁴)
1	Bread and other bakery products (ex-cept biscuit, crackers, and pretzels)...	78	74	11	74	905	29,476	142,097	1,232,449	2,709,012	5,850,141	3,141,129
1	Candy and other confectionery prod-ucts.....	4	7	3	35	195	6,000	53,306	121,315	521,321	923,069	401,748
9	Chemicals not elsewhere classified.....	3	1	5	11	33	(⁴)	(⁴)	(⁴)	(⁴)	(⁴)	(⁴)
18	Concrete products.....	5	1	5	3	50	15,429	2,977	58,589	256,151	457,858	201,707
20	Costume jewelry and costume novelties (jewelry other than fine jewelry).....	80	64	53	426	5,522	350,741	591,742	4,105,178	6,003,507	13,939,812	7,936,305
3	Cotton narrow fabrics.....	4	3	-----	70	698	-----	(⁴)	(⁴)	(⁴)	(⁴)	(⁴)
4	Curtains, draperies, and bedspreads—made in regular factories or by jobbers engaging contractors.....	3	2	2	-----	6	(⁴)	(⁴)	(⁴)	(⁴)	(⁴)	(⁴)
14	Cutlery (except aluminum, silver, and plated cutlery) and edge tools.....	3	2	6	22	807	(⁴)	(⁴)	(⁴)	(⁴)	(⁴)	(⁴)
3	Dyeing and finishing cotton, rayon, silk, and linen textiles.....	4	-----	12	83	927	139,206	166,342	997,883	2,597,380	5,171,427	2,574,047
15	Electroplating, plating, and polish-ing.....	15	9	6	9	130	38,530	19,176	122,725	112,820	409,159	296,339
8	Engraving (steel, copperplate, and wood); plate printing.....	8	7	6	5	103	18,262	6,850	138,562	14,094	212,145	198,051
14	Fabricated structural steel and orna-mental metalwork, made in plants not operated in connection with roll-ing mills.....	4	4	4	23	76	(⁴)	(⁴)	(⁴)	(⁴)	(⁴)	(⁴)
1	Flavoring extracts and flavoring sirups, not elsewhere classified.....	3	1	3	4	6	(⁴)	(⁴)	(⁴)	(⁴)	(⁴)	(⁴)
8	General commercial (job) printing.....	35	22	26	35	234	82,873	48,652	278,200	403,473	1,173,735	770,262
20	Hand stamps, stencils, and brands.....	5	1	7	5	29	18,050	6,941	40,411	34,299	245,816	211,827
1	Ice cream and ices.....	18	8	16	16	103	46,999	22,135	109,049	1,160,648	2,073,377	912,729
1	Ice, manufactured.....	5	-----	4	6	35	(⁴)	(⁴)	(⁴)	(⁴)	(⁴)	(⁴)
17	Industrial machinery, not elsewhere classified.....	3	2	4	1	21	(⁴)	(⁴)	(⁴)	(⁴)	(⁴)	(⁴)
15	Jewelers' findings and materials.....	43	26	53	178	1,542	404,168	278,505	1,323,921	3,780,958	7,429,616	3,648,658
20	Jewelry cases and instrument cases.....	9	7	9	47	415	35,090	74,842	350,911	299,480	897,815	598,335
15	Jewelry (precious metals).....	64	38	76	304	2,492	391,533	489,964	2,353,299	5,273,025	11,169,678	5,896,653
1	Macaroni, spaghetti, vermicelli, and noodles.....	5	4	1	2	14	(⁴)	(⁴)	(⁴)	(⁴)	(⁴)	(⁴)
8	Machine and hand typesetting (includ-ing advertisement typesetting).....	3	3	7	5	32	(⁴)	(⁴)	(⁴)	(⁴)	(⁴)	(⁴)
17	Machine-shop products, not elsewhere classified.....	3	-----	4	11	50	11,140	21,874	54,765	48,820	151,245	102,425
17	Machine-shop repairs.....	3	3	2	2	17	(⁴)	(⁴)	(⁴)	(⁴)	(⁴)	(⁴)
17	Machine-tool and other metalworking—machinery accessories, metal-cutting and shaping tools, and machinists' precision tools.....	8	2	13	63	282	(⁴)	(⁴)	(⁴)	(⁴)	(⁴)	(⁴)
6	Mattresses and bedsprings.....	5	1	10	6	86	61,540	5,185	77,968	359,441	588,380	228,939
17	Measuring instruments, mechanical (except electrical measuring instru-ments, watches, and clocks).....	3	-----	6	82	286	(⁴)	(⁴)	(⁴)	(⁴)	(⁴)	(⁴)
20	Models and patterns (except paper pat-terns).....	5	5	-----	4	28	-----	6,378	47,724	23,544	106,922	83,378
13	Monuments, tombstones, cut-stone, and stone products not elsewhere classified.....	5	3	8	10	45	(⁴)	(⁴)	(⁴)	(⁴)	(⁴)	(⁴)
1	Nonalcoholic beverages.....	10	8	4	10	58	6,600	14,297	47,101	392,000	920,387	523,387
14	Oil burners, domestic and industrial.....	6	2	3	3	17	19,085	5,653	23,671	170,246	299,322	120,076
9	Paints, varnishes, and lacquers.....	4	1	3	39	102	(⁴)	(⁴)	(⁴)	(⁴)	(⁴)	(⁴)
7	Paperboard containers and boxes not elsewhere classified.....	7	3	8	13	233	30,682	19,369	184,303	198,539	620,702	422,163
6	Partitions, shelving, cabinet work, and office and store fixtures.....	3	-----	5	5	35	(⁴)	(⁴)	(⁴)	(⁴)	(⁴)	(⁴)
8	Periodicals: publishing without print-ing.....	4	2	1	9	1	2,500	9,980	2,154	20,647	89,416	68,769
8	Photoengraving, not done in printing establishments (including prepara-tion of plates).....	8	5	8	18	72	32,023	26,245	132,856	46,623	383,487	336,864
5	Planing mills not operated in conjunc-tion with sawmills.....	3	-----	7	16	69	-----	-----	84,135	364,064	539,100	175,036
1	Sausages, prepared meats, and other meat products—not made in meat-packing establishments.....	6	4	-----	4	44	-----	11,334	53,124	555,289	671,138	115,849
14	Screw-machine products and wood screws.....	7	-----	13	78	986	85,384	180,274	986,824	1,063,526	3,172,901	2,109,375
15	Secondary smelting and refining, gold, silver, and platinum.....	10	10	8	11	29	37,160	18,462	39,886	1,972,863	2,282,450	309,587
15	Sheet-metal work not specifically clas-sified.....	8	4	7	10	53	17,158	16,622	63,220	106,134	266,299	160,165
20	Signs, advertising displays, and adver-tising novelties.....	3	2	-----	4	9	-----	4,380	8,679	21,264	51,100	29,836

See footnotes at end of table.

TABLE 10.—GENERAL STATISTICS FOR PROVIDENCE, BY INDUSTRIES: 1939—Continued

Group No.	INDUSTRY	*Number of establishments	*Proprietors and firm members	*Salaried officers of corporations ¹	*Salaried employees ¹	*Wage earners (average for year) ²	Salaries of officers of corporations ¹	Salaries of employees ¹	Wages	Cost of materials, supplies, fuel, purchased electric energy, and contract work	Value of products	Value added by manufacture ³
15	Silverware and plated ware	4		15	186	896	(4)	(4)	(4)	(4)	(4)	(4)
14	Stamped and pressed metal products (except automobile stampings) ⁴	9	4	9	93	524	\$12,561	\$109,593	\$455,657	\$541,949	\$1,508,978	\$967,029
9	Tanning materials, natural dyestuffs, mordants, assistants, and sizes	4	2	2	4	9	34,275	5,976	12,981	152,961	264,499	111,538
17	Textile machinery	14	3	22	93	532	144,657	160,745	658,297	1,011,475	2,880,227	1,868,572
14	Tools (except edge tools, machine tools, files, and saws)	7	10	3	4	40	3,120	4,212	27,549	17,086	131,851	114,765
3	Woolen and worsted manufactures—regular factories or jobbers engaging contractors	14		9	265	6,651	66,962	666,916	6,487,382	21,454,610	32,789,244	11,334,634
	Other industries ⁵	243	98	311	3,095	18,769	1,930,072	5,653,491	22,057,285	42,292,743	96,430,607	54,143,864
	OTHER INDUSTRIES, BY INDUSTRY GROUPS ⁶											
1	Food and kindred products	22	10	18	44	275	98,156	82,293	316,347	1,170,895	3,188,891	2,017,996
3	Textile-mill products and other fiber manufactures	18	4	22	166	2,310	163,672	269,411	2,692,477	3,311,573	7,219,226	3,907,653
4	Apparel and other finished products made from fabrics and similar materials	16	10	12	14	398	39,685	17,921	305,513	543,529	1,055,166	511,637
6	Furniture and finished lumber products	16	4	21	48	270	85,904	58,761	217,192	602,198	1,273,730	621,532
8	Printing, publishing, and allied industries	20	10	35	443	972	187,715	950,057	1,619,389	1,976,831	7,250,941	5,283,110
9	Chemicals and allied products	13	4	14	71	222	136,257	161,681	245,108	1,481,531	2,944,504	1,462,973
12	Leather and leather products	13	4	15	25	242	39,479	40,132	152,575	688,629	1,150,500	461,871
13	Stone, clay, and glass products	8	4	11	18	98	39,405	31,921	126,599	143,591	472,450	328,859
14	Iron and steel and their products, except machinery	28	14	37	206	2,330	259,456	451,487	2,682,445	2,509,530	8,587,822	6,078,292
15	Nonferrous metals and their products	13	5	23	243	1,003	152,235	418,289	1,663,509	10,532,432	15,502,482	4,970,050
16	Electrical machinery	10	3	8	136	1,282	50,689	246,156	1,275,776	3,991,185	8,180,070	4,188,885
17	Machinery (except electrical)	19	7	35	865	3,513	266,800	1,577,335	5,814,604	3,707,614	16,260,440	12,552,826
20	Miscellaneous industries	34	15	49	271	2,436	304,418	407,057	1,796,316	2,873,382	7,100,565	4,227,183
2	Tobacco manufactures	3	3		1	20						
11	Rubber products	5		8	457	3,106						
7	Paper and allied products	2					106,201	940,990	3,839,435	8,759,823	16,240,820	7,480,967
10	Products of petroleum and coal	2										
18	Automobiles and automobile equipment	1	1	3	57	286						

*As the figures for number of establishments and for personnel for those industries for which monetary items are withheld are given for the individual industries and are also included in the "Other industries" figures, the sums of the figures are larger than the totals shown for "All industries."

¹ Figures do not include data for personnel of central-administrative offices.

¹ Figures do not include data for personnel of central-administrative offices.

¹ Value of products less cost of materials, supplies, fuel, purchased electric energy, and contract work. See GENERAL EXPLANATIONS—Value added by manufacture.

⁴ Figures omitted have been withheld to avoid disclosing exact or approximate data for individual establishments; they are included in the "Other industries" figures.

⁴ For numbers of establishments and of wage earners in individual industries, see table 12.

* , * , and * To avoid disclosing exact or approximate data for individual establishments, the data for certain establishments located outside Providence have been included in the figures for the industries to which these footnotes are indexed. Data for these establishments are not, however, included in the totals for the city.

^a 1 establishment. ^b 2 establishments. ^c 3 establishments.

TABLE 11.—NUMBER OF ESTABLISHMENTS, BY INDUSTRY GROUPS, BY COUNTIES: 1939

COUNTY	Total	INDUSTRY GROUP																			
		1	2	3	4	5	6	7	8	9	10	11	12	13	14	15	16	17	18	19	20
The State	1,460	298	5	292	39	16	32	29	113	51	5	11	16	27	80	169	21	85	5	5	161
Bristol	41	10		9	6	1			2			2	1		1	1		3		3	1
Kent	86	14		40	3		1		4	7				2	5	2		5		1	2
Newport	27	15		1		2			5	1							1	1		1	
Providence	1,266	246	5	216	30	12	30	29	99	43	5	9	15	19	74	166	20	76	5		157
Washington	80	13		26		1	1		3					5							1

TABLE 12.—INDUSTRIES IN "OTHER INDUSTRIES" GROUPS—NUMBER OF ESTABLISHMENTS AND NUMBER OF WAGE EARNERS, FOR THE STATE, FOR THE PROVIDENCE-FALL RIVER-NEW BEDFORD INDUSTRIAL AREA, AND FOR PROVIDENCE: 1939

[In order to avoid disclosing data for individual establishments, wage-earner figures for industries represented by fewer than three establishments are withheld]

Group No.1	TITLE	Number of establishments	Wage earners	Group No.1	TITLE	Number of establishments	Wage earners
STATE OF RHODE ISLAND				STATE OF RHODE ISLAND—Continued			
1	Baking powder, yeast, and other leavening compounds	1	-----	8	Greeting cards (except hand-painted)	2	-----
	Canned fish, crustacea, and mollusks	1	-----		Lithographing and photo-lithographing (including preparation of stones or plates and dry transfers)	2	-----
	Cooking and other edible fats and oils, not elsewhere classified	1	-----		Machine and hand typesetting (including advertisement typesetting)	3	32
	Flour and other grain-mill products	2	-----		Newspapers: publishing without printing	1	-----
	Liquors, rectified or blended	1	-----		Periodicals: publishing and printing	2	-----
	Malt liquors	3	317				
	Poultry dressing and packing, wholesale	1	-----	9	Cleaning and polishing preparations, blackings, and dressings	3	68
	Prepared feeds (including mineral) for animals and fowls	1	-----		Coal-tar products, crude and intermediate	1	-----
	Salad dressings	2	-----		Drugs and medicines (including drug grinding)	3	15
3	Artificial leather and olecloth	1	-----		Fertilizers	1	-----
	Batting, padding, and wadding; upholstery filling	3	270		Grease and tallow (except lubricating greases)	3	27
	Carpets, rugs, and mats made from such materials as paper fiber, grass, jute, flax, sisal, cotton, cocoa fiber, and rags	2	-----		Insecticides, fungicides, and related industrial and household chemical compounds	2	-----
	Cloth sponging and miscellaneous special finishing	2	-----		Lubricating oils and greases—not made in petroleum refineries	1	-----
	Cordage and twine	3	84		Paints, varnishes, and lacquers	9	125
	Cotton thread	4	2,926		Perfumes, cosmetics, and other toilet preparations	1	-----
	Felt goods, wool, hair, and jute (except woven felts and hat bodies and hats)	1	-----		Rayon and allied products	1	-----
	Hosiery—full-fashioned	2	-----		Soap and glycerin	3	24
	Knitted outerwear (except knit gloves)—regular factories or jobbers engaging contractors	1	-----	10	Oven coke and coke-oven byproducts	1	-----
	Knitted underwear	1	-----		Paving blocks and paving mixtures: asphalt, creosoted wood, and composition	2	-----
	Processed waste and recovered wool fibers—contract factories	1	-----		Petroleum refining	2	-----
	Processed waste and recovered wool fibers—regular factories or jobbers engaging contractors	3	14	11	Rubber boots and shoes (including rubber-soled footwear with fabric uppers)	1	-----
	Rayon throwing and spinning—contract factories	1	-----				
	Rayon yarn and thread, spun or thrown—regular factories or jobbers engaging contractors	4	437	12	Footwear (except rubber)	1	-----
	Silk broad woven goods—contract factories	2	-----		Industrial leather belting and packing leather	3	63
	Silk broad woven goods—regular factories or jobbers engaging contractors	4	230		Leather: tanned, curried, and finished—regular factories or jobbers engaging contractors	1	-----
	Silk yarn and thread, spun or thrown—regular factories or jobbers engaging contractors	1	-----		Suitcases, brief cases, bags, trunks, and other luggage	2	-----
4	Canvas products (except bags)	3	63		Women's pocketbooks, handbags, and purses	2	-----
	Children's and infants' wear not elsewhere classified—made in inside factories or by jobbers engaging contractors	2	-----	13	Abrasive wheels, stones, paper, cloth, and related products	2	-----
	Corsets and allied garments	1	-----		Brick and hollow structural tile	1	-----
	Curtains, draperies, and bedspreads—made in regular factories or by jobbers engaging contractors	6	190		Brick and hollow structural tile	1	-----
	Handkerchiefs—made in contract factories	1	-----		Brick and hollow structural tile	1	-----
	Handkerchiefs—made in inside factories or by jobbers engaging contractors	2	-----		Brick and hollow structural tile	1	-----
	House dresses, uniforms, and aprons—made in contract factories	1	-----		Brick and hollow structural tile	1	-----
	House dresses, uniforms, and aprons—made in inside factories or by jobbers engaging contractors	3	195		Brick and hollow structural tile	1	-----
	Men's and boys' hats and caps (except felt and straw)	2	-----	14	Cold-rolled steel sheets and strip and cold-finished steel bars made in plants not operated in connection with hot-rolling mills	2	-----
	Men's and boys' shirts (except work shirts), collars, and nightwear—made in inside factories or by jobbers engaging contractors	1	-----		Cutlery (except aluminum, silver, and plated cutlery) and edge tools	3	807
	Men's and boys' suits, coats, and overcoats (except work clothing)—made in inside factories or by jobbers engaging contractors	1	-----		Enameled-iron sanitary ware and other plumbers' supplies (not including pipe and vitreous and semi-vitreous china sanitary ware)	2	-----
	Millinery	1	-----		Fabricated structural steel and ornamental metal work, made in plants not operated in connection with rolling mills	4	76
	Raincoats and other waterproof garments (except oiled cotton)	1	-----		Files	1	-----
	Robes, lounging garments, and dressing gowns	1	-----		Galvanizing and other coating—carried on in plants not operated in connection with rolling mills	1	-----
	Textile bags—not made in textile mills	2	-----		Heating and cooking apparatus, except electric, not elsewhere classified	1	-----
	Women's and misses' blouses and waists—made in contract factories	1	-----		Malleable-iron castings	1	-----
	Women's and misses' dresses (except house dresses)—made in contract factories	2	-----		Power boilers and associated products	2	-----
	Women's, children's, and infants' underwear and nightwear of silk and rayon woven fabrics	2	-----		Saws	1	-----
	Work clothing (except work shirts), sport garments (except leather), and other men's and boys' apparel, not elsewhere classified	3	36		Steel works and rolling mills	1	-----
6	Caskets, coffins, burial cases, and other morticians' goods	2	-----		Stoves, ranges, water heaters, and hot-air furnaces (except electric)	1	-----
	Mirror frames and picture frames	1	-----		Tin cans and other tinware not elsewhere classified	1	-----
	Partitions, shelving, cabinet work, and office and store fixtures	3	35		Wire drawn from purchased rods	1	-----
	Rattan and willowware (except furniture) and baskets other than vegetable and fruit baskets	1	-----	15	Aluminum products (including rolling and drawing and extruding), not elsewhere classified	1	-----
	Venetian blinds	2	-----		Clocks, watches, and materials and parts (except watchcases)	1	-----
	Window shades	1	-----		Collapsible tubes	1	-----
7	Converted paper products not elsewhere classified	1	-----		Gold and silver leaf and foil	1	-----
	Die-cut paper and paperboard, and converted cardboard	3	136		Lapidary work	1	-----
	Paper and paperboard mills	1	-----		Lighting fixtures	1	-----
8	Books: printing without publishing	7	99		Silverware and plated ware	4	896
	Books: publishing without printing	1	-----	16	Automotive electrical equipment	1	-----
	Electrotyping and stereotyping, not done in printing establishments	1	-----		Batteries, storage and primary (dry and wet)	2	-----
					Electrical products not elsewhere classified	3	426
					Generating, distribution, and industrial apparatus, and apparatus for incorporation in manufactured products, not elsewhere classified	1	-----
					Radio, radio tubes, and phonographs	2	-----
					Wiring devices and supplies	2	-----
					X-ray and therapeutic apparatus and electronic tubes	1	-----
				17	Commercial laundry, dry-cleaning, and pressing machinery	1	-----

See footnote at end of table.

TABLE 12.—INDUSTRIES IN "OTHER INDUSTRIES" GROUPS—NUMBER OF ESTABLISHMENTS AND NUMBER OF WAGE EARNERS, FOR THE STATE, FOR THE PROVIDENCE-FALL RIVER-NEW BEDFORD INDUSTRIAL AREA, AND FOR PROVIDENCE: 1939—Continued

Group No.¹	TITLE	Number of establishments	Wage earners	Group No.¹	TITLE	Number of establishments	Wage earners
STATE OF RHODE ISLAND—Continued				PROVIDENCE-FALL RIVER-NEW BEDFORD INDUSTRIAL AREA—Continued			
17	Machine tools.....		3, 258	4	Housefurnishings (except curtains, draperies, and bedspreads).....	3	235
	Measuring instruments, mechanical (except electrical measuring instruments, watches, and clocks).....	3	286		Men's and boys' hats and caps (except felt and straw).....	2	
	Mechanical power-transmission equipment.....	1			Men's and boys' shirts (except work shirts), collars, and nightwear—made in contract factories.....	1	
	Metalworking machinery and equipment, not elsewhere classified.....	2			Men's and boys' suits, coats, and overcoats (except work clothing)—made in contract factories.....	1	
	Office and store machines not elsewhere classified.....	1			Millinery.....	3	69
	Special-industry machinery, not elsewhere classified.....	1			Miscellaneous fabricated textile products not elsewhere classified.....	4	
18	Motor vehicles, motor-vehicle bodies, parts and accessories.....	5			Raincoats and other waterproof garments (except oiled cotton).....	1	
19	Boat building and boat repairing.....	1			Textile bags—not made in textile mills.....	2	
20	Fabricated plastic products, not elsewhere classified.....	2			Trimmings (not made in textile mills), stamped art goods, and art needlework—contract factories.....	1	
	Feathers, plumes, and artificial flowers.....	1			Trimmings (not made in textile mills), stamped art goods, and art needlework—made in regular factories or by jobbers engaging contractors.....	1	
	Musical instruments, parts, and materials not elsewhere classified.....	1			Women's and misses' blouses and waists—made in contract factories.....	1	
	Needles, pins, hooks and eyes, and slide and snap fasteners.....	2			Women's and misses' blouses and waists—made in inside factories or by jobbers engaging contractors.....	1	
	Professional and scientific instruments (except surgical and dental).....	2			Women's and misses' clothing, not elsewhere classified—made in contract factories.....	5	
	Sporting and athletic goods not elsewhere classified.....	2			Women's, children's, and infants' underwear and nightwear of silk and rayon woven fabrics.....	1	
	Surgical supplies and equipment not elsewhere classified; orthopedic appliances.....	2					
PROVIDENCE-FALL RIVER-NEW BEDFORD INDUSTRIAL AREA				6	Caskets, coffins, burial cases, and other morticians' goods.....	2	
1	Baking powder, yeast, and other leavening compounds.....	1			Cork products.....	1	
	Candy and other confectionery products.....	6			Mirror frames and picture frames.....	2	
	Canned and dried fruits and vegetables (including canned soups).....	1			Partitions, shelving, cabinet work, and office and store fixtures.....	3	35
	Canned fish, crustacea, and mollusks.....	1			Rattan and willowware (except furniture) and baskets other than vegetable and fruit baskets.....	1	
	Chocolate and cocoa products.....	1			Upholstered household furniture.....	8	
	Cooking and other edible fats and oils, not elsewhere classified.....	1			Venetian blinds.....	2	
	Flour and other grain-mill products.....	2			Window shades.....	1	
	Food preparations, not elsewhere classified.....	6		7	Coated and glazed paper.....	7	
	Liquors, distilled.....	1			Converted paper products not elsewhere classified.....	1	
	Liquors, rectified or blended.....	1			Die-cut paper and paperboard, and converted cardboard.....	3	136
	Pickled fruits and vegetables and vegetable sauces and seasonings.....	1			Paper and paperboard mills.....	2	
	Prepared feeds (including mineral) for animals and fowls.....	1			Paper bags, except those made in paper mills.....	1	
	Salad dressings.....	1		8	Books: publishing without printing.....	1	
2	Tobacco (chewing and smoking) and snuff.....	1			Electrotyping and stereotyping, not done in printing establishments.....	1	
3	Batting, padding, and wadding; upholstery filling.....	2			Greeting cards (except hand-painted).....	2	
	Cloth sponging and miscellaneous special finishing.....	1			Lithographing and photo-lithographing (including preparation of stones or plates and dry transfers).....	2	
	Cordage and twine.....	5			Machine and hand typesetting (including advertisement typesetting).....	3	32
	Cotton thread.....	7	4, 680		Newspapers: publishing without printing.....	1	
	Dyeing and finishing woolen and worsted.....	12			Periodicals: publishing and printing.....	2	
	Finishing of men's and boys' hats of fur-felt, wool-felt, and straw.....	3		9	Cleaning and polishing preparations, blackings, and dressings.....	3	68
	Hat bodies and hats, fur-felt.....	1			Coal-tar products, crude and intermediate.....	1	
	Hats, straw.....	2			Fertilizers.....	2	
	Hatters' fur.....	1			Grease and tallow (except lubricating greases).....	5	
	Hosiery—full-fashioned.....	2			Insecticides, fungicides, and related industrial and household chemical compounds.....	3	15
	Hosiery—seamless.....	1			Lubricating oils and greases—not made in petroleum refineries.....	2	
	Knitted cloth.....	6	155		Perfumes, cosmetics, and other toilet preparations.....	2	
	Knitted outerwear (except knit gloves)—contract factories.....	1			Plastic materials.....	1	
	Knitted outerwear (except knit gloves)—regular factories or jobbers engaging contractors.....	1			Rayon and allied products.....	2	
	Knitted underwear.....	1			Soap and glycerin.....	4	
	Processed waste and recovered wool fibers—contract factories.....	3	95	10	Oven coke and coke-oven byproducts.....	1	
	Rayon throwing and spinning—contract factories.....	1			Petroleum refining.....	2	
	Silk broad woven goods—regular factories or jobbers engaging contractors.....	4	230	11	Rubber boots and shoes (including rubber-soled footwear with fabric uppers).....	1	
	Silk yarn and thread, spun or thrown—regular factories or jobbers engaging contractors.....	2		12	Industrial leather belting and packing leather.....	5	
4	Canvas products (except bags).....	5			Leather goods not elsewhere classified.....	2	
	Children's and infants' wear not elsewhere classified—made in inside factories or by jobbers engaging contractors.....	1			Leather: tanned, curried, and finished—regular factories or jobbers engaging contractors.....	1	
	Children's dresses—made in contract factories.....	1			Suitcases, brief cases, bags, trunks, and other luggage.....	4	223
	Children's dresses—made in inside factories or by jobbers engaging contractors.....	2		13	Abrasive wheels, stones, paper, cloth, and related products.....	3	55
	Coats, suits, and skirts (except fur coats)—made in inside factories or by jobbers engaging contractors.....	1			Brick and hollow structural tile.....	1	
	Corsets and allied garments.....	1			Clay products (except pottery), not elsewhere classified.....	2	
	Curtains, draperies, and bodyspreads—contract factories.....	2			Clay refractories, including refractory cement (clay).....	1	
	Embroideries, other than Schmitt-machine products—contract factories.....	1			Lime.....	1	
	Handkerchiefs—made in contract factories.....	1			Mirrors and other glass products made of purchased glass.....	2	
	Handkerchiefs—made in inside factories or by jobbers engaging contractors.....	1			Nonclay refractories.....	1	
	House dresses, uniforms, and aprons—made in inside factories or by jobbers engaging contractors.....	6	2, 178				

See footnote at end of table.

TABLE 12.—INDUSTRIES IN "OTHER INDUSTRIES" GROUPS—NUMBER OF ESTABLISHMENTS AND NUMBER OF WAGE EARNERS, FOR THE STATE, FOR THE PROVIDENCE-FALL RIVER-NEW BEDFORD INDUSTRIAL AREA, AND FOR PROVIDENCE: 1939—Continued

Group No.1	TITLE	Number of establishments	Wage earners	Group No.1	TITLE	Number of establishments	Wage earners
PROVIDENCE-FALL RIVER-NEW BEDFORD INDUSTRIAL AREA—Continued				CITY OF PROVIDENCE			
13	Statuary and art goods (except stone and concrete)—factory production.....	1	-----	1	Canned fish, crustacea, and mollusks.....	1	-----
	Steam and other packing; pipe and boiler covering.....	1	-----		Cooking and other edible fats and oils, not elsewhere classified.....	1	-----
	Tableware, pressed or blown glass, and glassware not elsewhere classified.....	2	-----		Flavoring extracts and flavoring sirups, not elsewhere classified.....	3	6
14	Bolts, nuts, washers, and rivets—made in plants not operated in connection with rolling mills.....	0	-----		Food preparations, not elsewhere classified.....	2	-----
	Cold-rolled steel sheets and strip and cold-finished steel bars made in plants not operated in connection with hot-rolling mills.....	3	219		Ice, manufactured.....	5	35
	Cutlery (except aluminum, silver, and plated cutlery) and edge tools.....	4	-----		Liquors, rectified or blended.....	1	-----
	Enameled-iron sanitary ware and other plumbers' supplies (not including pipe and vitreous and semivitreous china sanitary ware).....	2	-----		Macaroni, spaghetti, vermicelli, and noodles.....	5	14
	Enameling, japanning, and lacquering.....	4	-----		Malt liquors.....	2	-----
	Files.....	1	-----		Poultry dressing and packing, wholesale.....	1	-----
	Galvanizing and other coating—carried on in plants not operated in connection with rolling mills.....	1	-----		Salad dressings.....	1	-----
	Hardware not elsewhere classified.....	6	-----	2	Cigars.....	3	-----
	Heating and cooking apparatus, except electric, not elsewhere classified.....	1	-----	3	Cotton broad woven goods.....	1	-----
	Malleable-iron castings.....	1	-----		Cotton narrow fabrics.....	4	698
	Nails, spikes, etc., not made in wire mills or in plants operated in connection with rolling mills.....	2	-----		Cotton thread.....	1	-----
	Oil burners, domestic and industrial.....	7	-----		Cotton yarn.....	1	-----
	Power boilers and associated products.....	4	61		Dyeing and finishing woolen and worsted.....	1	-----
	Saws.....	1	-----		Hosiery—full-fashioned.....	2	-----
	Screw-machine products and wood screws.....	12	-----		Knitted cloth.....	2	-----
	Stamped and pressed metal products (except automobile stampings).....	10	-----		Knitted underwear.....	1	-----
	Steam fittings, regardless of materials.....	3	-----		Processed waste and recovered wool fibers—contract factories.....	1	-----
	Steel works and rolling mills.....	1	-----		Rayon yarn and thread, spun or thrown—regular factories or jobbers engaging contractors.....	1	-----
	Stove, ranges, water heaters, and hot-air furnaces (except electric).....	5	745		Silk yarn and thread, spun or thrown—regular factories or jobbers engaging contractors.....	1	-----
	Tin cans and other tinware not elsewhere classified.....	1	-----		Woolen and worsted manufactures—contract factories.....	2	-----
	Tools (except edge tools, machine tools, files, and saws).....	12	302	4	Canvas products (except bags).....	2	-----
	Wirework not elsewhere classified.....	7	-----		Curtains, draperies, and bedspreads—made in regular factories or by jobbers engaging contractors.....	3	6
15	Aluminum products (including rolling and drawing and extruding), not elsewhere classified.....	1	-----		Handkerchiefs—made in contract factories.....	1	-----
	Clocks, watches, and materials and parts (except watch-cases).....	1	-----		House dresses, uniforms, and aprons—made in inside factories or by jobbers engaging contractors.....	1	-----
	Collapsible tubes.....	1	-----		Men's and boys' hats and caps (except felt and straw).....	2	-----
	Gold and silver leaf and foil.....	1	-----		Men's and boys' shirts (except work shirts), collars, and nightwear—made in inside factories or by jobbers engaging contractors.....	1	-----
	Lapidary work.....	1	-----		Millinery.....	1	-----
	Nonferrous-metal products not elsewhere classified.....	1	-----		Textile bags—not made in textile mills.....	2	-----
	Secondary smelting and refining, gold, silver, and platinum.....	12	-----		Women's and misses' dresses (except house dresses)—made in contract factories.....	1	-----
16	Automotive electrical equipment.....	1	-----		Work clothing (except work shirts), sport garments (except leather), and other men's and boys' apparel, not elsewhere classified.....	2	-----
	Batteries, storage and primary (dry and wet).....	2	-----	6	Caskets, coffins, burial cases, and other morticians' goods.....	2	-----
	Communication equipment.....	1	-----		Mirror frames and picture frames.....	1	-----
	Electrical products not elsewhere classified.....	2	-----		Partitions, shelving, cabinet work, and office and store fixtures.....	3	35
	Radio, radio tubes, and phonographs.....	2	-----		Upholstered household furniture.....	6	-----
	Wiring devices and supplies.....	3	749		Venetian blinds.....	1	-----
	X-ray and therapeutic apparatus and electronic tubes.....	1	-----		Window shades.....	2	-----
17	Commercial laundry, dry cleaning, and pressing machinery.....	2	-----		Wooden boxes except cigar boxes.....	1	-----
	Industrial machinery, not elsewhere classified.....	8	-----	7	Converted paper products not elsewhere classified.....	1	-----
	Machine tools.....	3	3,258		Die-cut paper and paperboard, and converted cardboard.....	1	-----
	Measuring instruments, mechanical (except electrical measuring instruments, watches, and clocks).....	3	285	8	Books: printing without publishing.....	7	90
	Mechanical power-transmission equipment.....	3	80		Books: publishing without printing.....	1	-----
	Metalworking machinery and equipment, not elsewhere classified.....	2	-----		Electrotyping and stereotyping, not done in printing establishments.....	1	-----
	Refrigerators, domestic (mechanical and absorption), refrigeration machinery and equipment, and complete air-conditioning units.....	1	-----		Greeting cards (except hand-painted).....	2	-----
18	Motor vehicles, motor-vehicle bodies, parts and accessories.....	5	-----		Lithographing and photo-lithographing (including preparation of stones or plates and dry transfers).....	2	-----
19	Boat building and boat repairing.....	2	-----		Machine and hand typesetting (including advertisement typesetting).....	3	33
20	Brushes.....	8	-----		Newspapers: publishing and printing.....	2	-----
	Buttons.....	1	-----		Periodicals: publishing and printing.....	2	-----
	Fabricated plastic products, not elsewhere classified.....	4	103	9	Chemicals not elsewhere classified.....	3	33
	Fathers, plumes, and artificial flowers.....	1	-----		Cleaning and polishing preparations, blackings, and dressings.....	2	-----
	Games and toys (except dolls and children's vehicles).....	5	-----		Drugs and medicines (including drug grinding).....	2	-----
	Jewelry cases and instrument cases.....	11	-----		Insecticides, fungicides, and related industrial and household chemical compounds.....	1	-----
	Miscellaneous fabricated products not elsewhere classified.....	15	951		Paints, varnishes, and lacquers.....	4	102
	Musical instruments, parts, and materials not elsewhere classified.....	1	-----		Perfumes, cosmetics, and other toilet preparations.....	1	-----
	Needles, pins, hooks and eyes, and slide and snap fasteners.....	1	-----	10	Oven coke and coke-oven byproducts.....	1	-----
	Ophthalmic goods: lenses and fittings.....	10	753		Petroleum refining.....	1	-----
	Pens, mechanical pencils, and pen points.....	7	-----	11	Rubber boots and shoes (including rubber-soled footwear with fabric uppers).....	1	-----
	Professional and scientific instruments (except surgical and dental).....	2	-----		Rubber products not elsewhere classified.....	4	-----
	Tobacco pipes and cigarette holders.....	1	-----	12	Boot and shoe cut stock and findings.....	6	-----
					Industrial leather belting and packing leather.....	2	-----
					Leather: tanned, curried, and finished—regular factories or jobbers engaging contractors.....	1	-----

See footnote at end of table.

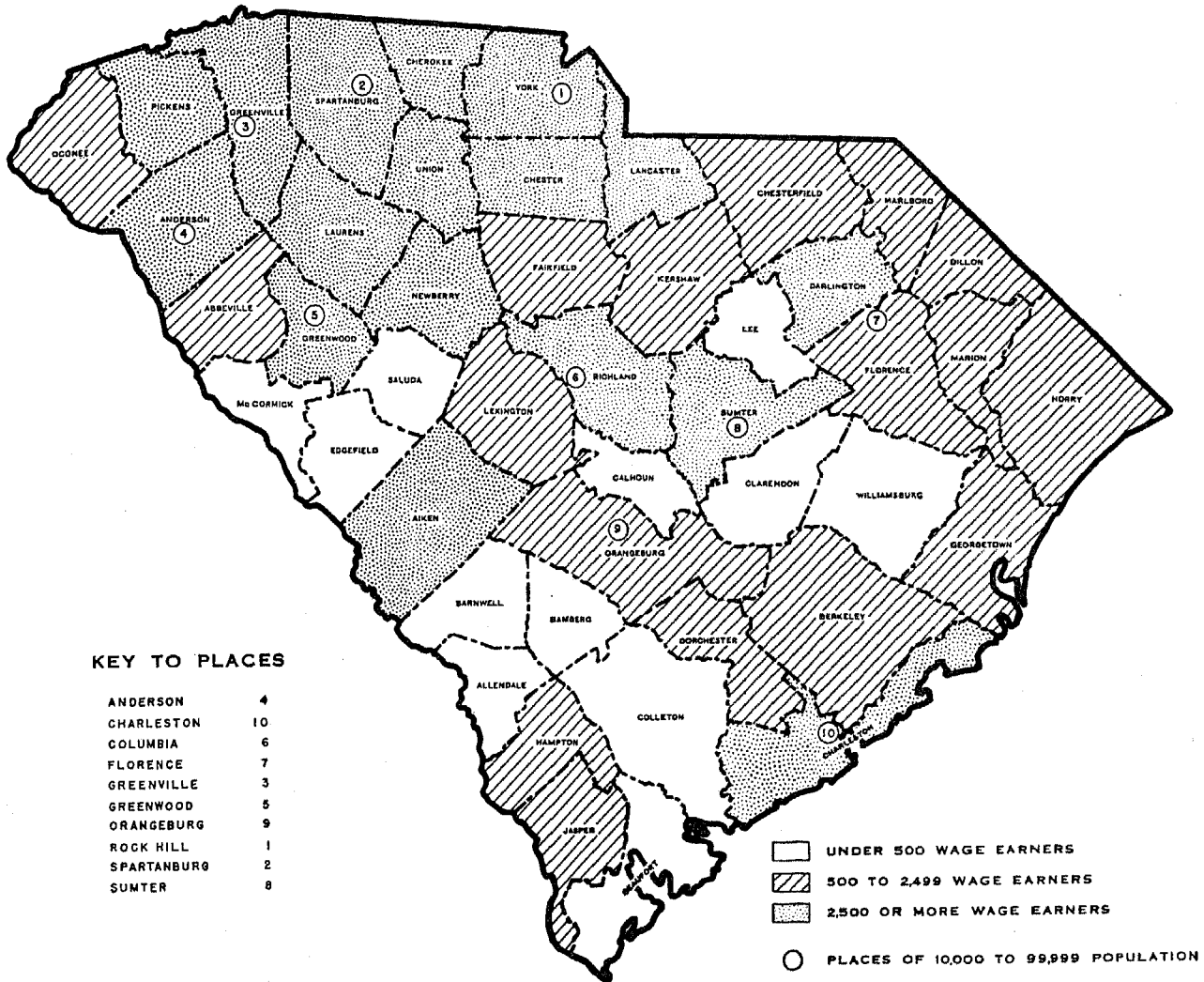
TABLE 12.—INDUSTRIES IN "OTHER INDUSTRIES" GROUPS—NUMBER OF ESTABLISHMENTS AND NUMBER OF WAGE EARNERS, FOR THE STATE, FOR THE PROVIDENCE-FALL RIVER-NEW BEDFORD INDUSTRIAL AREA, AND FOR PROVIDENCE: 1939—Continued

Group No. ¹	TITLE	Number of establishments	Wage earners	Group No. ¹	TITLE	Number of establishments	Wage earners
CITY OF PROVIDENCE—Continued				CITY OF PROVIDENCE—Continued			
12	Suitcases, brief cases, bags, trunks, and other luggage— Women's pocketbooks, handbags, and purses.....	2 2	----- -----	15	Nonferrous-metal foundries (except aluminum)..... Silverware and plated ware.....	2 4	----- 896
13	Abrasive wheels, stones, paper, cloth, and related products..... Mirrors and other glass products made of purchased glass..... Monuments, tombstones, cut-stone, and stone products not elsewhere classified.....	2 1 5	----- ----- 45	16	Automotive electrical equipment..... Batteries, storage and primary (dry and wet)..... Electrical products not elsewhere classified..... Generating, distribution, and industrial apparatus, and apparatus for incorporation in manufactured products, not elsewhere classified..... Insulated wire and cable..... Radios, radio tubes, and phonographs..... Wiring devices and supplies.....	1 2 2 1 2 1 1	----- ----- ----- ----- ----- ----- -----
14	Bolts, nuts, washers, and rivets—made in plants not operated in connection with rolling mills..... Cutlery (except aluminum, silver, and plated cutlery) and edge tools..... Enameled iron sanitary ware and other plumbers' supplies (not including pipe and vitreous and semivitreous china sanitary ware)..... Enameling, japanning, and lacquering..... Fabricated structural steel and ornamental metalwork, made in plants not operated in connection with rolling mills..... Files..... Galvanizing and other coating—carried on in plants not operated in connection with rolling mills..... Gray-iron and semisteel castings..... Hardware not elsewhere classified..... Heating and cooking apparatus, except electric, not elsewhere classified..... Power boilers and associated products..... Saws..... Steam fittings, regardless of material..... Stoves, ranges, water heaters, and hot-air furnaces (except electric)..... Wirework not elsewhere classified.....	1 3 1 3 4 1 1 1 2 1 2 1 2 1 1 4	----- 807 ----- ----- 76 ----- ----- ----- ----- ----- ----- ----- ----- ----- ----- -----	17	Industrial machinery, not elsewhere classified..... Machine-shop repairs..... Machine-tool and other metalworking-machinery accessories, metal-cutting and shaping tools, and machinists' precision tools..... Machine tools..... Measuring instruments, mechanical (except electrical measuring instruments, watches, and clocks)..... Mechanical power-transmission equipment.....	3 3 8 1 3 1	21 17 ----- ----- 282 ----- 286 -----
15	Clocks, watches, and materials and parts (except watch-cases)..... Collapsible tubes..... Engraving on metal (except for printing purposes)..... Gold and silver leaf and foil..... Lapidary work.....	1 1 3 1 1	----- ----- ----- ----- -----	18	Motor vehicles, motor-vehicle bodies, parts and accessories.....	1	-----
				20	Brooms..... Brushes..... Fabricated plastic products, not elsewhere classified..... Feathers, plumes, and artificial flowers..... Games and toys (except dolls and children's vehicles)..... Miscellaneous fabricated products not elsewhere classified..... Musical instruments, parts, and materials not elsewhere classified..... Needles, pins, hooks and eyes, and slide and snap fasteners..... Ophthalmic goods: lenses and fittings..... Pens, mechanical pencils, and pen points..... Surgical supplies and equipment not elsewhere classified; orthopedic appliances.....	2 1 2 1 3 11 1 1 5 6 1	----- ----- ----- ----- ----- ----- ----- ----- ----- ----- ----- -----

¹ For group titles, see GENERAL EXPLANATIONS—Changes in number of industries and of industry groups, sec. 27.

SOUTH CAROLINA

DENSITY OF WAGE-EARNER EMPLOYMENT, BY COUNTIES: 1939



SOUTH CAROLINA

TABLE 1.—SUMMARY FOR THE STATE: 1939, 1937, AND 1929

CENSUS YEAR	Number of establishments	Proprietors and firm members	Number of persons employed in manufacturing ¹	Salaries and wages ¹	Cost of materials, supplies, fuel, purchased electric energy, and contract work ²	Value of products ²	Value added by manufacture ³
1939.....	1,331	776	133,179	\$99,818,761	\$227,666,244	\$397,512,863	\$169,846,619
1937.....	1,193	620	135,182	103,632,958	234,493,805	409,911,617	175,478,162
1929.....	1,690	1,110	111,625	82,898,806	223,594,468	378,786,422	165,191,954

¹ Figure for 1939 does not include data for employees of manufacturing establishments (except salaried officers of corporations) who were engaged in distribution, construction, and other nonmanufacturing work. For detail, see table 8. It is not known to what extent data for such nonmanufacturing employees were included in figures reported for earlier years. See GENERAL EXPLANATIONS—Persons engaged—general classification.

² The aggregates for cost of materials, etc., and value of products include large amounts of duplication due to the use of the products of some industries as materials by others. See GENERAL EXPLANATIONS—Duplication in cost of materials and value of products.

³ Value of products less cost of materials, supplies, fuel, purchased electric energy, and contract work. See GENERAL EXPLANATIONS—Value added by manufacture.

TABLE 2.—SUMMARY FOR COUNTIES AND PLACES: 1939

	Population, 1940	Number of establishments	Wage earners (average for year) ¹	Wages ²	Cost of materials, supplies, fuel, purchased electric energy, and contract work ^{2,3}	Value of products ^{2,3}	Value added by manufacture ⁴
The State.....	1,890,804	⁵ 1,331	126,983	\$86,616,242	\$227,666,244	\$397,512,863	\$169,846,619
COUNTIES ⁵							
Abbeville ⁶	22,931	7	1,450				
Aiken ⁶	49,916	25	4,831				
Allendale.....	13,040	7	92	51,918	107,834	287,431	179,597
Anderson.....	88,712	51	9,980	6,486,252	16,948,590	28,689,085	11,740,495
Bamberg.....	18,643	10	433	249,742	464,750	930,939	466,189
Barnwell.....	20,138	12	457	198,400	442,824	1,214,557	771,733
Beaufort.....	22,037	12	350	74,309	276,552	464,827	188,275
Berkley.....	27,128	12	653	352,568	536,008	1,276,866	740,858
Calhoun.....	16,229	16	171	68,195	299,612	518,968	219,456
Charleston.....	121,105	92	5,383	3,581,710	16,594,471	27,098,293	10,503,822
Cherokee.....	33,290	30	3,391	2,088,987	4,123,690	8,098,997	3,975,307
Chester.....	32,579	16	3,588	2,463,180	5,628,713	9,523,520	3,894,807
Chesterfield.....	35,963	25	778	383,810	1,300,421	2,289,339	988,918
Clarendon.....	31,500	9	456	245,020	197,058	715,672	518,614
Colleton.....	26,268	24	383	171,163	498,310	888,742	390,423
Darlington.....	45,198	34	2,969	2,152,123	5,460,618	11,333,025	5,872,407
Dillon.....	29,625	15	635	316,720	1,048,178	1,623,021	574,843
Dorchester.....	19,928	12	505	278,304	493,923	1,099,230	605,307
Edgefield.....	17,894	11	295	193,648	477,803	902,045	424,242
Fairfield ⁶	24,187	24	2,056				
Florence.....	70,582	44	726	461,190	1,415,849	3,120,664	1,704,815
Georgetown ⁶	26,352	19	1,240				
Greenville.....	136,580	118	18,231	13,856,596	40,190,358	65,138,127	24,947,769
Greenwood.....	40,083	39	6,723	4,951,185	13,211,840	20,697,148	7,485,808
Hampton.....	17,465	16	553	273,043	340,309	854,406	505,097
Horry.....	51,951	23	824	409,081	617,729	1,560,308	942,579
Jasper.....	11,011	10	796	443,797	455,740	1,150,880	695,131
Kershaw.....	32,913	28	757	446,222	1,222,967	2,086,567	863,600
Lancaster.....	33,542	10	4,062	2,640,550	6,322,980	10,999,906	4,877,006
Laurens.....	44,185	21	5,182	3,817,899	9,888,374	16,095,021	6,700,647
Lee.....	24,908	11	99	43,780	474,932	603,806	128,874
Lexington.....	35,994	40	1,377	783,093	2,019,619	3,753,303	1,734,284
McCormick ⁶	10,367	9	154				
Marion.....	30,107	21	1,393	795,300	1,331,990	3,111,803	1,779,813
Marlboro.....	33,281	30	758	387,946	830,688	1,547,433	716,745
Newberry.....	33,577	29	3,111	2,166,304	4,197,271	8,443,386	4,246,115
Oconee.....	30,512	23	1,787	1,156,606	2,830,309	4,896,558	2,066,240
Orangeburg.....	63,707	41	1,398	812,495	2,547,538	4,541,354	1,993,816

See footnotes at end of table.

TABLE 2.—SUMMARY FOR COUNTIES AND PLACES: 1939—Continued

	Population, 1940	Number of establish- ments	Wage earners (average for year) ¹	Wages ²	Cost of materials, supplies, fuel, purchased electric energy, and contract work ^{2, 3}	Value of products ^{2, 4}	Value added by manufacture ⁴
COUNTIES ⁵ —continued							
Pickens.....	37,111	21	2,935	\$1,902,891	\$3,649,224	\$6,732,515	\$3,083,291
Richland.....	104,843	32	4,100	2,889,936	8,402,169	15,634,278	7,232,109
Saluda.....	17,192	14	241	89,147	170,507	353,496	182,989
Spartanburg.....	127,733	104	17,536	12,208,485	28,638,493	51,717,410	23,078,917
Sumter.....	52,463	40	2,954	1,642,599	3,823,703	6,918,162	3,094,459
Union.....	31,360	21	3,670	2,439,862	5,418,544	8,923,180	3,504,636
Williamsburg.....	41,011	11	465	262,198	367,689	823,617	455,728
York.....	58,663	43	6,994	5,008,024	12,871,916	24,529,462	11,657,546
Undistributed ⁷		84	9,731	7,281,915	22,018,153	36,325,456	14,307,303
PLACES HAVING 10,000 OR MORE INHABITANTS							
Anderson.....	19,424	22	1,310	882,818	1,934,422	3,852,272	1,917,550
Charleston.....	71,275	60	3,030	1,911,443	6,446,439	11,674,906	5,228,467
Columbia.....	62,396	68	3,561	2,612,860	6,550,944	12,812,047	6,261,103
Florence.....	16,054	17	349	297,140	870,710	2,019,351	1,148,641
Greenville.....	34,734	69	2,858	2,000,521	8,027,751	14,595,881	6,568,130
Greenwood.....	13,020	15	1,610	1,221,661	2,818,881	4,760,211	1,941,330
Orangeburg.....	10,521	15	551	328,293	1,026,152	1,859,976	833,824
Rock Hill.....	15,009	23	2,936	2,376,519	5,512,728	11,077,182	5,564,454
Spartanburg.....	32,249	43	2,648	1,845,492	4,724,176	9,144,586	4,420,410
Sumter.....	15,874	29	1,245	734,229	2,228,199	4,150,289	1,922,090

¹ Not including salaried officers and employees nor nonmanufacturing wage earners. The figure for each county or place is an average of the numbers reported for the several months of the year. In calculating it, equal weight must be given to full-time and to part-time wage earners (not reported separately by the manufacturers), and for this reason it exceeds the number that would have been required to perform the work done in the industries if all wage earners had been continuously employed throughout the year. The quotient obtained by dividing the amount of wages by the average number of wage earners cannot, therefore, be accepted as representing the average wage received by full-time wage earners. Each of the averages in this column is correct to the nearest unit, despite the fact that the averages for the several counties do not add exactly to the average for the State. In making comparisons between the figures for 1939 and those for earlier years, the possibility that the proportion of part-time employment varied from year to year should be taken into account.

² Profits and losses cannot be calculated from the census figures because no data are collected for certain expense items, such as interest, rent, depreciation, taxes, insurance, and advertising.

³ See GENERAL EXPLANATIONS—Duplication in cost of materials and value of products.

⁴ Value of products less cost of materials, supplies, fuel, purchased electric energy, and contract work. See GENERAL EXPLANATIONS—Value added by manufacture.

⁵ For numbers of establishments by "Industry groups," see table 9.

⁶ Figures omitted have been withheld to avoid disclosing exact or approximate data for individual establishments; they are included in the "Undistributed" figures.

⁷ The "Undistributed" figure for number of establishments and a part of the "Undistributed" figure for number of wage earners are included above in the items for the respective counties. The sums of the figures in these two columns are, therefore, larger than the corresponding State totals.

TABLE 3.—PERSONS EMPLOYED IN MANUFACTURING ESTABLISHMENTS, BY SEX: 1939 AND 1929

[The 1939 questionnaire, for the first time, called for data on the total number of employees in manufacturing establishments, including those engaged wholly or chiefly in distribution, construction, and other nonmanufacturing activities. It is not known to what extent data for such employees were included in the figures reported for earlier years. This table presents detailed figures for employees receiving pay at any time within the normal pay-roll period ended nearest Oct. 14, 1939, and for such employees on the pay roll on Dec. 14, 1929, or on the nearest representative date. The total for "Wage earners engaged in manufacturing" is not identical with the average for the year (given in other tables), and differs from the number reported for October 1939, or for December 1929, because for both years some manufacturers gave wage-earner figures for months other than those specified. See GENERAL EXPLANATIONS—Persons engaged—general classification]

CLASS AND SEX	1939 (Oct. 14) ¹	1929 (Dec. 14) ¹	CLASS AND SEX	1939 (Oct. 14) ¹	1929 (Dec. 14) ¹
All classes, aggregate ²	144,289	111,533	Salaried officers and employees—Continued.		
Male.....	102,238	82,298	All other employees, etc.—Continued.		
Female.....	42,051	29,235	Engaged in manufacturing:		
Salaried officers and employees, total.....	9,730	4,928	Male.....	4,152	
Male.....	8,136	4,288	Female.....	1,087	
Female.....	1,594	640	Engaged in distribution:		
Salaried officers of corporations, total.....	957	946	Male.....	2,234	
Male.....	889	907	Female.....	380	
Female.....	68	39	Engaged in construction:		
All other employees (except wage earners in manu- facturing), total.....	8,773	3,982	Male.....	687	
Male.....	7,247	3,381	Engaged in other work:		
Female.....	1,526	601	Male.....	174	
			Female.....	59	
			Wage earners engaged in manufacturing, total.....	134,569	106,605
			Male.....	94,102	78,010
			Female.....	40,457	28,595

¹ See headnote.

² Figures do not include data for 776 proprietors and firm members for 1939 and 1,110 for 1929, which were not reported by sex for 1939.

³ No data.

CENSUS OF MANUFACTURES: 1939

TABLE 4.—WAGE EARNERS ENGAGED IN MANUFACTURING, BY MONTHS: 1939, 1937, AND 1929

[The figures for 1939 relate to wage earners engaged in manufacturing only. It is not known to what extent the figures for earlier years include data for nonmanufacturing wage earners. See headnote to table 3]

CENSUS YEAR	Average number employed during year ¹	NUMBER RECEIVING PAY DURING NORMAL PAY-ROLL PERIOD ENDED NEAREST 15TH OF MONTH—											
		January	February	March	April	May	June	July	August	September	October	November	December
1939.....	126,983	123,940	126,102	127,442	126,920	123,148	123,694	124,366	120,378	126,187	132,081	132,318	131,225
1937.....	129,748	125,610	127,212	130,778	132,627	130,709	130,470	131,928	132,753	131,666	130,669	127,638	124,918
1929.....	106,697	106,671	107,217	109,515	105,338	105,813	106,326	105,559	106,643	107,360	107,442	107,503	104,970

¹ See GENERAL EXPLANATIONS—Wage earners and wages.

TABLE 5.—SUMMARY FOR ESTABLISHMENTS CLASSIFIED AS TO SIZE BY NUMBER OF WAGE EARNERS: 1939 AND 1929

SIZE CLASS	NUMBER OF ESTABLISHMENTS		WAGE EARNERS (AVERAGE FOR YEAR) ¹		VALUE OF PRODUCTS	VALUE ADDED BY MANUFACTURE ²
	1939	1929	1939	1929	1939	1929
All establishments.....	1,331	1,630	126,983	106,697	\$307,512,863	\$169,846,619
No wage earners.....	19	10	—	—	325,218	157,736
1 to 5.....	430	824	1,221	4,108	10,806,370	5,440,536
6 to 20.....	388	329	4,337	3,902	20,828,280	9,398,603
21 to 50.....	169	177	5,462	5,648	24,635,584	9,924,673
51 to 100.....	78	70	5,516	5,540	20,842,959	9,684,503
101 to 250.....	87	83	15,053	14,093	48,502,001	20,102,259
251 to 500.....	77	78	26,845	28,122	70,860,653	30,105,777
501 to 1,000.....	55	38	39,094	28,277	112,424,790	47,496,183
1,001 to 2,500.....	17	2	29,455	16,998	88,887,008	37,536,449
2,501 or more.....	2	12	—	—	—	—

¹ See headnotes to tables 3 and 4.

² See GENERAL EXPLANATIONS—Value added by manufacture.

³ Combined to avoid disclosing data for individual establishments.

TABLE 6.—SUMMARY FOR ESTABLISHMENTS CLASSIFIED AS TO SIZE BY VALUE OF PRODUCTS: 1939 AND 1929

SIZE CLASS	NUMBER OF ESTABLISHMENTS		WAGE EARNERS (AVERAGE FOR YEAR) ¹		VALUE OF PRODUCTS		VALUE ADDED BY MANUFACTURE ²	
	1939	1929	1939	1929	1939	1929	1939	1929
All establishments.....	1,331	1,630	126,983	106,697	\$307,512,863	\$378,788,422	\$169,846,619	\$155,191,964
\$5,000 to \$19,999.....	460	779	2,813	4,476	5,002,642	7,407,309	2,934,940	4,952,721
\$20,000 to \$49,999.....	253	258	2,702	3,236	8,304,113	8,086,043	4,204,333	4,817,314
\$50,000 to \$99,999.....	161	152	3,290	2,859	11,191,726	10,558,736	5,919,148	5,441,442
\$100,000 to \$249,999.....	169	156	7,380	6,394	27,307,269	24,040,466	11,787,192	11,397,249
\$250,000 to \$499,999.....	102	98	11,033	8,843	36,180,671	34,021,206	15,895,211	15,034,306
\$500,000 to \$999,999.....	68	81	17,934	17,074	48,082,886	57,060,779	22,494,058	24,207,674
\$1,000,000 to \$2,499,999.....	92	75	49,850	33,604	143,508,796	115,433,744	57,929,111	45,596,278
\$2,500,000 to \$4,999,999.....	19	25	19,398	22,213	65,267,196	81,336,324	28,465,043	33,742,609
\$5,000,000 and over.....	7	6	13,083	7,998	52,577,564	40,235,812	20,217,583	10,002,366

¹ See headnotes to tables 3 and 4.

² See GENERAL EXPLANATIONS—Value added by manufacture.

TABLE 7.—ESTABLISHMENTS CLASSIFIED AS UNDER CORPORATE OR OTHER FORM OF OWNERSHIP (OR CONTROL) AND AS UNDER CENTRAL-ADMINISTRATIVE-OFFICE OR INDEPENDENT OPERATION: 1939 AND 1929

TYPE OF OWNERSHIP OR CONTROL, AND OF OPERATION	NUMBER OF ESTABLISHMENTS		WAGE EARNERS (AVERAGE FOR YEAR) ¹		VALUE OF PRODUCTS		VALUE ADDED BY MANUFACTURE ²	
	1939	1929	1939	1929	1939	1929	1939	1929
Total.....	1,331	1,630	126,963	106,697	\$397,512,863	\$378,786,422	\$169,846,619	\$155,191,954
TYPE OF OPERATION								
1939 ³								
Corporate ownership or control:								
Central-administrative-office (plural-unit).....	348	(⁴)	78,455	(⁴)	233,477,897	(⁴)	97,126,684	(⁴)
Independent (single-unit).....	366	(⁴)	43,311	(⁴)	136,178,670	(⁴)	59,435,815	(⁴)
Noncorporate ownership:								
Central-administrative-office (plural-unit).....	70	(⁴)	4,200	(⁴)	10,079,537	(⁴)	4,704,587	(⁴)
Independent (single-unit).....	517	(⁴)	6,017	(⁴)	17,776,759	(⁴)	8,579,533	(⁴)
1939 AND 1929 ³								
Central-administrative-office (plural-unit), cor- porate and noncorporate.....	418	249	77,655	45,309	243,557,434	176,593,312	101,831,271	66,494,734
Independent (single-unit), corporate and non- corporate.....	913	1,381	49,328	61,388	153,955,429	202,193,110	68,015,348	88,697,220
TYPE OF OWNERSHIP OR CONTROL								
Corporate.....	744	693	116,766	97,102	369,650,567	354,027,883	156,562,499	142,168,807
Noncorporate, total.....	587	937	10,217	9,595	27,856,296	24,158,539	13,284,120	13,023,147
Individual.....	417	(⁴)	5,383	(⁴)	14,485,571	(⁴)	7,141,421	(⁴)
Partnership.....	166	(⁴)	2,909	(⁴)	9,401,197	(⁴)	4,339,007	(⁴)
Cooperative.....	2							
Other.....	2		1,925		3,069,528		1,803,692	

¹ See headnotes to tables 3 and 4.² See GENERAL EXPLANATIONS—Value added by manufacture.³ Because of changes in the questionnaire, no comparable figures for 1929 can be given for the first section of this table. For this reason, the items have been regrouped under "1939 and 1929" to present comparable figures so far as this can be done.⁴ No data.⁵ Figures for 1939 combined to avoid disclosing data for individual establishments; no data for 1929.

CENSUS OF MANUFACTURES: 1939

TABLE 8.—GENERAL STATISTICS FOR

[This table presents separate figures for each industry for which it is possible to publish such figures without disclosing exact or approximate data for individual establishments figures are given, however, reported larger numbers of wage earners]

Group No.	INDUSTRY	*Number of establishments	*Pro- pri- etors and firm mem- bers	*PERSONS EMPLOYED IN MANUFACTURING ESTABLISHMENTS ¹						
				Total ²	Salaried officers of corpora- tions ³	Manufacturing		Distri- bution	Con- struc- tion	Other
						Salaried employ- ees ⁴	Wage earners (average for year) ⁵			
1	All industries, total.....	1,331	776	136,713	957	5,239	126,983	2,614	687	233
2	6 Baskets for fruits and vegetables.....	5	5	324	2	10	298	14		
3	3 Batting, padding, and wadding, upholstery filling.....	3	2	21	2	2	17			
4	1 Blended and prepared flour made from purchased flour.....	5	3	43	1	9	31	2		
5	1 Bread and other bakery products (except biscuit, crackers, and pretzels).....	39	26	1,266	8	80	1,040	109	7	22
6	13 Brick and hollow structural tile.....	15	13	882	9	32	801	30	9	1
7	1 Candy and other confectionery products.....	4	5	121	1	8	86	26		
8	1 Canned and dried fruits and vegetables (including canned soups).....	12	10	205	2	18	184			
9	1 Canned fish, crustacea, and mollusks.....	6	12	551	5	18	527	1		
10	6 Caskets, coffins, burial cases, and other morticians' goods.....	7	5	187	2	20	147	17		1
11	9 Chemicals not elsewhere classified.....	5		116	1	11	99	1	4	
12	13 Concrete products.....	12	7	197	6	10	164	16	1	
13	6 Cooperage.....	3	1	16		1	15			
14	3 Cotton broad woven goods.....	140		72,818	228	1,866	70,336	68	211	119
15	3 Cottonseed oil, cake, meal, and linters.....	30	6	1,020	36	124	816	42		2
16	3 Cotton yarn.....	18		4,448	28	117	4,298			5
17	1 Creamery butter.....	3	5	11	1	3	6	1		
18	4 Curtains, draperies, and bedspreads—made in regular factories or by jobbers engaging contractors.....	3		409	7	10	313	79		
19	9 Drugs and medicines (including drug grinding).....	3	2	25	3	5	7	10		
20	3 Dyeing and finishing cotton, rayon, silk, and linen textiles.....	10		6,703	20	418	5,941	250	74	
21	9 Fertilizers.....	76	35	1,931	39	154	1,566	125	47	1
22	1 Flour and other grain-mill products.....	17	15	115	5	15	72	8	13	2
23	8 General commercial (job) printing.....	39	30	335	20	52	240	23		
24	14 Gray-iron and semisteel castings.....	9	9	172	5	14	148	5		
25	9 Gum naval stores (processing but not gathering or warehousing).....	32	30	61	5	29	27			
26	3 Hosiery—full-fashioned.....	3	1	577	4	20	552			1
27	3 Hosiery—seamless.....	6	2	604	4	20	580			
28	6 Household furniture except upholstered.....	11	1	1,557	18	55	1,445	9	30	
29	1 Ice cream and ices.....	11	3	209	7	24	70	95	5	8
30	1 Ice, manufactured.....	88	38	805	43	68	243	430	20	1
31	12 Industrial leather belting and packing leather.....	3	2	17	2	5	8	2		
32	5 Logging camps and logging contractors (not operating sawmills).....	11	10	464		7	457			
33	17 Machine-shop products not elsewhere classified.....	6	4	123	5	8	106	4		
34	17 Machine-shop repairs.....	10	11	68		5	61	2		
35	6 Mattresses and bedsprings.....	15	19	126	1	11	93	21		
36	1 Meat packing, wholesale.....	6	4	472	8	49	321	83	11	
37	4 Men's and boys' shirts (except work shirts), collars, and nightwear— made in inside factories or by jobbers engaging contractors.....	3		831	4	33	729	63		2
38	13 Minerals and earths, ground or otherwise treated.....	4	1	125	4	10	111			
39	13 Monuments, tombstones, cut-stone, and stone products not elsewhere classified.....	11	15	157	6	13	120	18		
40	8 Newspapers: publishing and printing.....	53	30	987	40	282	459	176		
41	8 Newspapers: publishing without printing.....	4		14	5	9				
42	1 Nonalcoholic beverages.....	77	42	996	105	89	359	423	6	14
43	9 Paints, varnishes, and lacquers.....	5	5	58	2	5	32	19		
44	7 Paper and paperboard mills.....	4		1,154	3	119	928	2	102	
45	7 Paperboard containers and boxes not elsewhere classified.....	3	1	49	1	10	36	2		
46	8 Photoengraving, not done in printing establishments (including prepara- tion of plates).....	3	1	15	4	1	8	2		
47	5 Planing mills not operated in conjunction with sawmills.....	54	43	1,096	37	94	894	60	2	9
48	5 Plywood mills.....	7	1	786	9	35	736	2	4	
49	1 Prepared feeds (including mineral) for animals and fowls.....	10	8	144	5	15	116	8		
50	7 Pulp mills.....	3		604		31	573			
51	3 Rayon broad woven goods—regular factories or jobbers engaging con- tractors.....	14		11,964	18	251	11,661	27		7
52	1 Sausages, prepared meats, and other meat products—not made in meat- packing establishments.....	8	2	61		5	56			
53	5 Sawmills, veneer mills, and cooperage-stock mills, including those com- bined with logging camps and with planing mills.....	276	225	10,402	85	419	9,680	186	26	6
54	15 Sheet-metal work not specifically classified.....	3	4	31		3	28			
55	9 Tanning materials, natural dyestuffs, mordants, assistants, and sizes.....	5	2	23	4	4	10	5		
56	17 Textile machinery.....	9	7	530	12	27	476	11	3	1
57	6 Upholstered household furniture.....	3	1	143	2	8	129	4		
58	6 Wooden boxes except cigar boxes.....	8	7	762	7	33	720	2		
59	6 Wood preserving.....	3		563		36	428	6	93	
60	6 Wood products not elsewhere classified.....	6	7	51	3	5	41	2		

See footnotes at end of table.

SOUTH CAROLINA

947

THE STATE, BY INDUSTRIES: 1939

ments, and gives statistics for the remaining industries both in combination ("Other Industries") and by industry groups. Certain of the industries for which combined or larger values of products than some of those shown separately]

SALARIES AND WAGES							COST OF MATERIALS, SUPPLIES, FUEL, PURCHASED ELECTRIC ENERGY, AND CONTRACT WORK						Value of products	Value added by manufacture	
Total	Salaries of officers of corporations	Manufacturing		Distribution	Construction	Other	Total	Materials and supplies	Fuel	Purchased electric energy	Contract work				
Dollars	Dollars	Dollars	Dollars	Dollars	Dollars	Dollars	Dollars	Dollars	Dollars	Dollars	Dollars	Dollars	Dollars	Dollars	
103,572,011	4,300,571	8,901,948	86,616,242	2,963,301	560,870	229,679	227,666,244	212,960,067	5,704,252	5,197,338	894,587	397,512,863	109,846,619		1
150,965	3,000	13,000	129,685	5,280			310,994	308,299	762	683	1,250	549,747	238,753		2
(9)	(9)	(9)	(9)	(9)			(9)	(9)	(9)	(9)		(9)	(9)		3
31,303	3,000	7,779	15,358	4,902	174		548,509	546,548		1,961		624,889	76,380		4
1,317,011	15,708	135,304	1,032,906	112,340	7,895	12,768	2,662,131	2,557,254	62,244	42,633		5,873,690	3,211,559		5
528,377	31,700	64,890	388,994	35,227	6,116	1,450	472,068	95,773	301,886	65,409	9,000	1,379,984	907,916		6
(9)	(9)	(9)	(9)	(9)			(9)	(9)	(9)	(9)		(9)	(9)		7
46,816	1,800	9,115	35,901				184,939	180,309	3,420	1,142	68	289,512	104,573		8
141,278	13,273	18,711	108,219	1,075			371,363	357,590	10,700	3,073		624,408	253,045		9
157,274	7,200	27,378	97,027	24,444		625	223,613	217,856	891	4,866		479,149	255,536		10
(9)	(9)	(9)	(9)	(9)	(9)		(9)	(9)	(9)	(9)		(9)	(9)		11
160,201	14,381	21,794	103,484	19,242	1,300		614,104	605,975	4,056	4,073		1,189,892	575,788		12
3,113		100	3,013				15,054	15,019	17	18		23,103	8,049		13
53,171,339	1,307,879	3,413,327	48,065,655	60,201	179,702	144,875	100,351,070	92,288,751	2,667,842	5,375,017	9,460	178,293,623	77,942,553		14
731,937	103,190	186,661	394,858	46,177		1,051	6,350,201	6,115,173	64,439	170,429	160	7,586,278	1,236,077		15
3,199,640	77,712	194,600	2,922,740			4,588	9,302,526	8,743,130	21,364	538,032		14,234,824	4,932,295		16
9,744	1,960	3,453	3,999	312			108,670	106,013	834	1,823		129,746	21,075		17
(9)	(9)	(9)	(9)	(9)			(9)	(9)	(9)	(9)		(9)	(9)		18
(9)	(9)	(9)	(9)	(9)			(9)	(9)	(9)	(9)		(9)	(9)		19
6,853,828	234,862	850,858	5,204,967	347,449	155,692		11,356,366	10,252,495	958,887	144,984		22,283,260	10,926,894		20
1,232,183	129,369	103,368	758,973	132,619	17,529	325	8,692,577	8,588,660	5,637	97,460	820	11,702,227	3,009,650		21
92,622	7,480	18,306	51,743	9,466	4,175	1,392	710,732	688,239	2,374	20,119		911,904	201,172		22
416,824	92,276	72,656	248,025	32,964			355,008	322,125	3,351	14,230	15,242	1,019,233	664,225		23
162,931	9,326	18,588	126,070	8,947			85,188	72,636	10,466	2,686		331,719	246,591		24
27,880	9,600	10,330	7,798		152		248,491	245,089	3,196	163	43	379,117	130,626		25
(9)	(9)	(9)	(9)	(9)	(9)		(9)	(9)	(9)	(9)		(9)	(9)		26
411,531	11,537	22,200	377,785				584,204	567,343	9,289	7,572		1,128,009	543,805		27
676,370	82,983	71,099	804,216	8,672	7,800		1,619,294	1,578,721	1,358	39,185		2,879,231	1,259,967		28
206,135	28,700	35,757	43,760	88,796	3,684	5,438	572,960	536,814	5,932	30,244		1,204,583	631,593		29
678,164	103,824	88,420	184,497	276,991	18,714	700	392,434	107,172	37,777	247,485		1,801,219	1,408,785		30
28,959	6,959	8,706	9,069	5,195			66,604	65,727	408	469		178,906	112,302		31
245,733		11,703	234,030				222,016	208,874	1,554		11,588	519,476	297,460		32
111,079	4,420	59,092	79,817	5,940			134,694	128,092	3,457	3,145		308,166	173,472		33
67,807		5,009	60,472	2,326			50,392	46,459	499	3,434		183,823	132,631		34
92,479	1,040	11,703	64,505	15,171			277,973	274,476	867	2,630		445,748	167,775		35
444,810	71,050	58,861	180,822	113,909	14,168		3,084,240	3,044,596	11,950	27,694		3,949,862	865,622		36
514,240	20,479	55,913	357,809	79,279		760	915,578	840,466	2,317	7,064	65,731	1,729,640	814,062		37
76,319	9,947	13,883	52,489				57,513	38,696	7,820	11,027		242,685	185,172		38
166,170	24,096	24,448	109,271	8,355			152,428	139,645	1,444	11,339		435,754	283,326		39
1,534,286	192,003	468,101	652,835	221,347			852,267	718,204	8,077	42,408	83,578	3,667,993	2,815,726		40
11,687	0,110	5,577					24,210				24,210	51,521	27,311		41
1,318,727	399,893	134,438	262,725	499,644	7,682	14,345	3,043,552	2,968,513	29,864	45,175		7,279,021	4,235,469		42
74,239	12,800	11,115	23,709	26,615			292,261	289,086	410	2,765		432,725	140,464		43
(9)	(9)	(9)	(9)	(9)	(9)		(9)	(9)	(9)	(9)		(9)	(9)		44
(9)	(9)	(9)	(9)	(9)	(9)		(9)	(9)	(9)	(9)		(9)	(9)		45
27,526	8,640	1,000	15,164	2,722			5,145	4,255	60	780	50	49,062	43,017		46
844,989	113,052	117,738	537,300	71,691	1,480	3,668	2,946,468	2,876,121	5,176	22,875	42,296	4,440,358	1,502,890		47
553,284	46,040	61,582	434,318	6,928	4,416		547,602	503,933	3,007	49,662		1,630,450	1,082,848		48
114,304	17,390	18,730	58,184	20,000			798,591	782,687	2,471	13,433		1,145,529	346,938		49
(9)	(9)	(9)	(9)	(9)	(9)		(9)	(9)	(9)	(9)		(9)	(9)		50
9,472,644	258,169	461,563	8,682,182	64,278		6,452	29,793,693	28,791,698	140,566	718,676	142,759	43,603,831	13,810,138		51
(9)	(9)	(9)	(9)	(9)	(9)		(9)	(9)	(9)	(9)		(9)	(9)		52
6,070,982	307,534	603,667	4,046,082	183,906	25,988	3,805	6,537,246	6,041,689	123,899	44,337	327,321	16,567,191	10,029,945		53
25,133		3,227	21,906				81,293	80,364		929		148,367	67,074		54
32,534	13,000	4,947	5,529	9,058			166,101	164,257	1,217	627		241,623	75,422		55
521,956	68,478	49,754	369,178	30,759	3,619	168	601,249	571,910	14,507	14,832		1,658,177	956,928		56
(9)	(9)	(9)	(9)	(9)	(9)		(9)	(9)	(9)	(9)		(9)	(9)		57
410,516	34,200	47,916	327,116	1,284			497,741	481,772	2,400	13,569		1,229,138	731,397		58
(9)	(9)	(9)	(9)	(9)	(9)		(9)	(9)	(9)	(9)		(9)	(9)		59
43,551	5,955	6,797	27,248	3,551			41,433	38,612	461	2,360		129,524	88,091		60

CENSUS OF MANUFACTURES: 1939

TABLE 8.—GENERAL STATISTICS FOR

Group No.	INDUSTRY	*Num- ber of estab- lish- ments	*Pro- pri- etors and firm mem- bers	*PERSONS EMPLOYED IN MANUFACTURING ESTABLISHMENTS ¹						
				Total ²	Salaried officers of corpora- tions ²	Manufacturing		Distri- bution	Con- struc- tion	Other
						Salaried employ- ees ²	Wage earners (average for year) ³			
1	Other industries ⁴	134	60	12,008	97	668	10,730	263	218	32
	OTHER INDUSTRIES, BY INDUSTRY GROUPS ⁵									
2	1 Food and kindred products.....	19	8	366	3	31	294	38		
3	3 Textile-mill products and other fiber manufactures.....	17	7	2,033	17	63	1,940	5		8
4	4 Apparel and other finished products made from fabrics and similar ma- terials.....	20	8	2,339	25	92	2,101	115	2	4
5	6 Furniture and finished lumber products.....	9	2	973	2	52	816	10	93	
6	7 Paper and allied products.....	13	1	2,809	9	237	2,433	28	102	
7	8 Printing, publishing, and allied industries.....	9	2	154	11	20	100	23		
8	9 Chemicals and allied products.....	12	7	152	7	18	112	11	4	
9	14 Iron and steel and their products, except machinery.....	6	5	87	6	7	86	8		
10	17 Machinery (except electrical).....	4	5	63	2	4	56			1
11	20 Miscellaneous industries.....	6	7	81		9	72			
	(2) Tobacco manufactures.....	1								
	(10) Products of petroleum and coal.....	3								
	(11) Rubber products.....	2								
12	13 Stone, clay, and glass products.....	7	8	2,951	15	135	2,740	25	17	19
	15 Nonferrous metals and their products.....	1								
	18 Automobiles and automobile equipment.....	2								
	19 Transportation equipment, except automobiles.....	3								

*As the figures for number of establishments and for personnel for the industries for which monetary items are withheld are given for the individual industries and are also included in the "Other industries" figures, the sums of the figures are larger than the totals shown for "All industries."

¹ See headnote to table 3 and GENERAL EXPLANATIONS—Persons engaged—general classification.

² Figures do not include data for personnel of central-administrative offices.

³ Each of the averages in this column is correct to the nearest unit, despite the fact that the averages for the several industries do not add exactly to the 1939 average for all industries. See GENERAL EXPLANATIONS—Wage earners and wages.

SOUTH CAROLINA

949

THE STATE, BY INDUSTRIES: 1939—Continued

SALARIES AND WAGES							COST OF MATERIALS, SUPPLIES, FUEL, PURCHASED ELECTRIC ENERGY, AND CONTRACT WORK					Value of products	Value added by manu- facture ¹	
Total ²	Salaries of officers of corporations ³	Manufacturing		Distri- bution	Con- struc- tion	Other	Total	Materials and supplies	Fuel	Pur- chased electric energy	Contract work			
		Salaries ⁴	Wages											
Dollars 10,087,191	Dollars 419,416	Dollars 1,216,236	Dollars 7,927,246	Dollars 376,149	Dollars 100,584	Dollars 27,560	Dollars 30,343,458	Dollars 28,753,581	Dollars 1,165,099	Dollars 353,767	Dollars 71,011	Dollars 52,416,846	Dollars 22,073,888	1
290,637	4,555	41,714	174,365	40,003	-----	-----	1,827,570	1,767,912	43,830	15,828	-----	2,751,885	924,315	2
1,568,073	79,390	123,795	1,340,341	10,539	-----	4,608	3,463,006	3,317,753	48,984	79,265	17,004	6,221,336	2,758,330	3
1,420,489	65,600	115,231	1,135,761	99,179	1,820	2,898	3,832,673	3,804,193	8,562	11,912	8,005	5,741,758	1,909,086	4
613,207	7,200	87,274	473,592	16,400	28,741	-----	3,035,237	2,935,183	72,181	27,873	-----	4,347,070	1,311,833	5
3,094,299	53,225	485,089	2,434,165	94,917	26,903	-----	11,152,462	10,358,559	712,478	81,335	90	19,923,631	8,771,169	6
246,085	52,349	25,486	140,670	27,580	-----	-----	129,563	93,637	1,723	3,326	30,877	461,969	332,406	7
142,509	7,720	30,862	60,559	18,180	25,188	-----	603,420	587,227	4,854	11,339	-----	975,956	372,536	8
113,396	35,027	9,576	56,793	12,000	-----	-----	319,757	301,254	590	3,178	14,735	512,109	192,352	9
68,201	7,200	4,196	55,839	-----	-----	936	53,991	49,322	1,081	3,588	-----	150,340	96,349	10
47,953	-----	8,404	39,549	-----	-----	-----	130,761	133,672	2,604	3,485	-----	237,493	97,732	11
2,501,742	107,150	284,609	2,015,582	57,351	17,932	19,118	5,786,018	5,404,869	268,212	112,637	300	11,093,299	5,307,281	12

¹ Value of products less cost of materials, supplies, fuel, purchased electric energy, and contract work. See GENERAL EXPLANATIONS—Value added by manufacture.

² Figures omitted have been withheld to avoid disclosing exact or approximate data for individual establishments; they are included in the "Other industries" figures.

³ For numbers of establishments and of wage earners in individual industries, see table 10.

CENSUS OF MANUFACTURES: 1939

TABLE 9.—NUMBER OF ESTABLISHMENTS, BY INDUSTRY GROUPS, BY COUNTIES: 1939

COUNTY	Total	INDUSTRY GROUP																			
		1	2	3	4	5	6	7	8	9	10	11	12	13	14	15	16	17	18	19	20
The State.....	1,331	293	1	205	23	348	64	13	108	160	3	2	3	49	15	4	-----	29	2	3	6
Abbeville.....	7	1	-----	2	1	1	-----	-----	2	-----	-----	-----	-----	5	-----	-----	-----	-----	-----	-----	-----
Aiken.....	25	3	-----	6	-----	7	-----	-----	2	2	-----	-----	-----	-----	-----	-----	-----	-----	-----	-----	-----
Allendale.....	7	3	-----	-----	-----	2	1	-----	-----	1	-----	-----	-----	-----	-----	-----	-----	-----	-----	-----	-----
Anderson.....	51	13	-----	20	1	2	1	-----	5	5	-----	-----	-----	1	-----	-----	-----	2	-----	-----	1
Bamberg.....	10	3	-----	1	-----	3	1	-----	1	1	-----	-----	-----	-----	-----	-----	-----	-----	-----	-----	-----
Barnwell.....	12	1	-----	-----	-----	2	2	-----	1	6	-----	-----	-----	-----	-----	-----	-----	-----	-----	-----	-----
Beaufort.....	12	9	-----	-----	-----	1	1	-----	-----	1	-----	-----	-----	-----	-----	-----	-----	-----	-----	-----	-----
Berkeley.....	12	-----	-----	-----	-----	11	-----	-----	-----	1	-----	-----	-----	-----	-----	-----	-----	-----	-----	-----	-----
Calhoun.....	16	4	-----	-----	-----	7	1	-----	3	3	-----	-----	-----	1	-----	-----	-----	-----	-----	-----	-----
Charleston.....	92	31	1	1	1	6	8	2	9	18	2	1	-----	2	1	1	-----	4	-----	3	1
Cherokee.....	30	6	-----	10	1	3	2	-----	2	2	-----	-----	-----	3	1	-----	-----	-----	-----	-----	-----
Chester.....	16	3	-----	-----	-----	1	1	-----	2	2	-----	-----	-----	-----	-----	-----	-----	-----	-----	-----	-----
Chesterfield.....	25	4	-----	3	-----	12	2	-----	2	2	-----	-----	-----	-----	-----	-----	-----	-----	-----	-----	-----
Clarendon.....	9	2	-----	-----	-----	5	-----	-----	1	1	-----	-----	-----	-----	-----	-----	-----	-----	-----	-----	-----
Colleton.....	24	3	-----	-----	-----	10	-----	-----	1	8	-----	-----	-----	2	-----	-----	-----	-----	-----	-----	-----
Darlington.....	34	4	-----	4	-----	9	3	5	3	4	-----	-----	-----	2	-----	-----	-----	-----	-----	-----	-----
Dillon.....	15	3	-----	3	-----	4	-----	-----	2	3	-----	-----	-----	-----	-----	-----	-----	-----	-----	-----	-----
Dorchester.....	12	3	-----	-----	-----	5	-----	-----	1	2	-----	-----	-----	1	-----	-----	-----	-----	-----	-----	-----
Edgefield.....	11	1	-----	1	-----	8	-----	-----	1	-----	-----	-----	-----	-----	-----	-----	-----	-----	-----	-----	-----
Fairfield.....	24	1	-----	-----	-----	17	-----	-----	1	1	-----	-----	-----	3	-----	-----	-----	-----	-----	-----	-----
Florence.....	44	13	-----	1	-----	16	4	-----	3	5	-----	-----	-----	1	-----	-----	-----	1	-----	-----	-----
Georgetown.....	19	5	-----	-----	-----	10	-----	2	1	1	-----	-----	-----	-----	-----	-----	-----	-----	-----	-----	-----
Greenville.....	118	28	-----	31	8	3	5	2	12	11	-----	1	2	2	2	-----	-----	10	-----	-----	1
Greenwood.....	39	13	-----	7	4	6	-----	-----	1	4	-----	-----	-----	3	-----	-----	-----	1	-----	-----	-----
Hampton.....	16	2	-----	-----	-----	4	1	-----	-----	0	-----	-----	-----	-----	-----	-----	-----	-----	-----	-----	-----
Horry.....	23	2	-----	-----	-----	16	2	-----	3	-----	-----	-----	-----	-----	-----	-----	-----	-----	-----	-----	-----
Jasper.....	10	1	-----	-----	-----	7	-----	-----	-----	2	-----	-----	-----	-----	-----	-----	-----	-----	-----	-----	-----
Kershaw.....	28	3	-----	2	-----	18	-----	-----	1	3	-----	-----	-----	-----	-----	-----	-----	-----	-----	-----	1
Lancaster.....	19	2	-----	-----	-----	6	1	-----	1	5	-----	-----	-----	1	-----	-----	-----	-----	-----	-----	-----
Laurens.....	21	5	-----	6	-----	4	-----	-----	2	3	-----	-----	-----	1	-----	-----	-----	-----	-----	-----	-----
Lee.....	11	2	-----	-----	-----	6	-----	-----	1	2	-----	-----	-----	-----	-----	-----	-----	-----	-----	-----	-----
Lexington.....	40	8	-----	3	-----	10	7	-----	-----	9	-----	-----	-----	1	2	-----	-----	-----	-----	-----	-----
McCormick.....	9	-----	-----	-----	-----	9	-----	-----	-----	-----	-----	-----	-----	-----	-----	-----	-----	-----	-----	-----	-----
Marion.....	21	4	-----	-----	-----	9	1	-----	2	2	-----	-----	-----	2	-----	1	-----	-----	-----	-----	-----
Marlboro.....	30	6	-----	7	-----	9	1	-----	2	3	-----	-----	-----	2	-----	-----	-----	-----	-----	-----	-----
Newberry.....	29	9	-----	4	-----	14	-----	-----	1	1	-----	-----	-----	-----	-----	-----	-----	-----	-----	-----	-----
Oconee.....	23	3	-----	6	-----	7	1	-----	3	4	-----	-----	-----	-----	-----	-----	-----	-----	-----	-----	-----
Orangeburg.....	41	11	-----	2	-----	19	2	-----	2	4	-----	-----	-----	1	-----	-----	-----	-----	-----	-----	-----
Pickens.....	21	5	-----	9	-----	3	-----	-----	2	1	-----	-----	-----	1	-----	-----	-----	-----	-----	-----	-----
Richland.....	92	28	-----	4	1	14	4	-----	18	8	1	-----	-----	9	2	-----	-----	2	-----	-----	1
Saluda.....	14	1	-----	-----	1	12	-----	-----	-----	-----	-----	-----	-----	-----	-----	-----	-----	-----	-----	-----	-----
Spartanburg.....	104	17	-----	34	1	7	5	2	8	13	-----	-----	1	4	3	2	-----	6	-----	-----	1
Sumter.....	40	8	-----	2	3	10	5	-----	3	4	-----	-----	-----	1	-----	-----	-----	3	1	-----	-----
Union.....	21	5	-----	8	-----	4	1	-----	1	1	-----	-----	-----	-----	-----	-----	-----	-----	-----	-----	-----
Williamsburg.....	11	2	-----	-----	-----	7	-----	-----	1	1	-----	-----	-----	-----	1	-----	-----	-----	-----	-----	-----
York.....	43	12	-----	18	1	2	1	-----	4	1	-----	-----	-----	1	2	-----	-----	-----	1	-----	-----

SOUTH CAROLINA

951

TABLE 10.—INDUSTRIES IN "OTHER INDUSTRIES" GROUPS—NUMBER OF ESTABLISHMENTS AND NUMBER OF WAGE EARNERS, FOR THE STATE: 1939

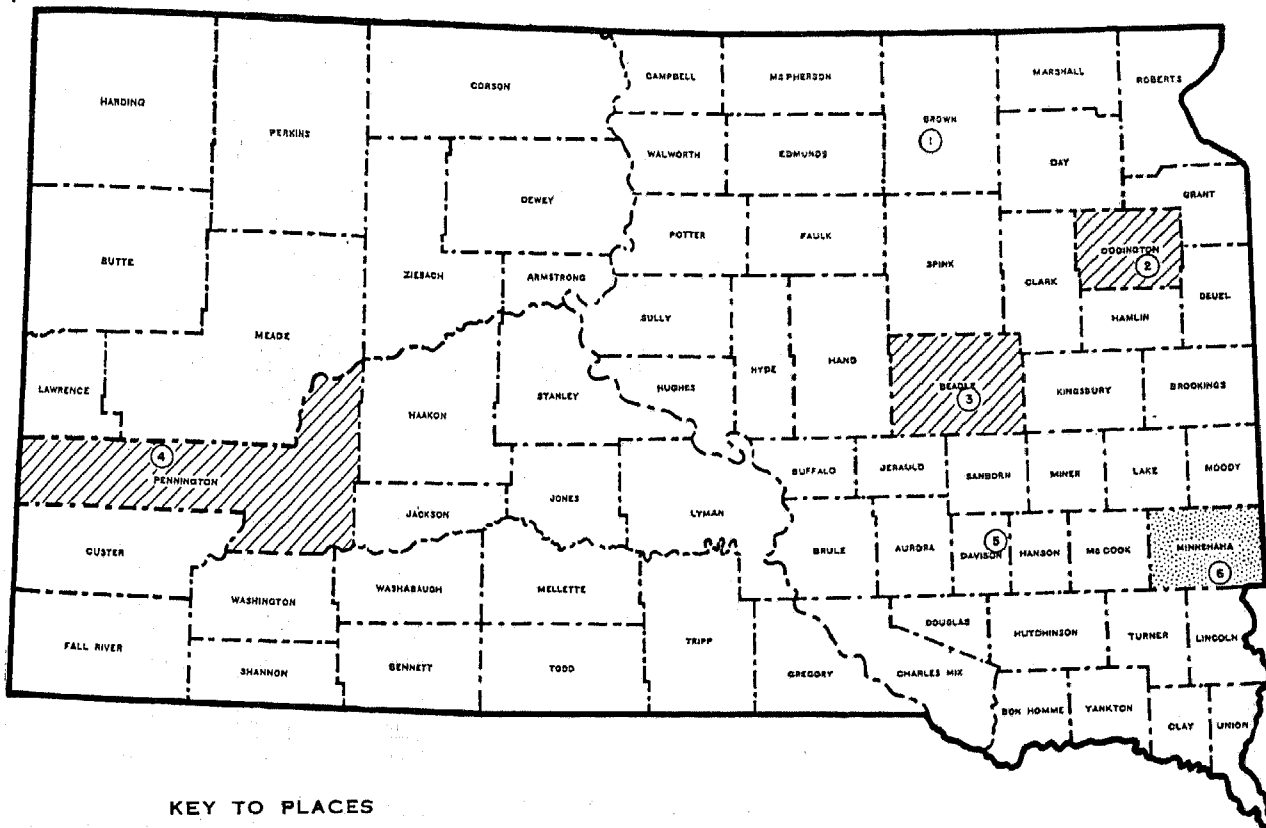
[In order to avoid disclosing data for individual establishments, wage-earner figures for industries represented by fewer than three establishments are withheld]

Group No. ¹	TITLE	Number of establishments	Wage earners	Group No. ¹	TITLE	Number of establishments	Wage earners
STATE OF SOUTH CAROLINA				STATE OF SOUTH CAROLINA—Continued			
1	Biscuit, crackers, and pretzels.....	2	8	Bookbinding and related industries.....	1
	Candy and other confectionery products.....	4	86		Books: publishing without printing.....	1
	Cheese.....	1		Engraving (steel, copperplate, and wood): plate printing.....	2
	Custom slaughtering, wholesale.....	1		Lithographing and photo-lithographing (including preparation of stones or plates and dry transfers).....	1
	Food preparations, not elsewhere classified.....	1		Periodicals: publishing and printing.....	2
	Pickled fruits and vegetable sauces and seasonings.....	1		Periodicals: publishing without printing.....	2
	Salad dressings.....	1	9	Chemicals not elsewhere classified.....	5	99
	Sausages, prepared meats, and other meat products— not made in meat-packing establishments.....	8	56		Cleaning and polishing preparations, blackings, and dressings.....	2
2	Cigars.....	1		Drugs and medicines (including drug grinding).....	3	7
3	Batting, padding, and wadding; upholstery filling.....	3	17		Insecticides, fungicides, and related industrial and household chemical compounds.....	1
	Cordage and twine.....	1		Mucilage, paste, and other adhesives, except glue and rubber cement.....	1
	Cotton narrow fabrics.....	1	10	Paving blocks and paving mixtures: asphalt, creosoted wood, and composition.....	2
	Hosiery—full-fashioned.....	3	562		Petroleum refining.....	1
	Jute goods (except felt).....	1	11	Rubber products not elsewhere classified.....	2
	Knitted cloth.....	1	13	Asbestos products (except steam packing and pipe and boiler covering).....	1
	Processed waste and recovered wool fibers—contract factories.....	1		Clay refractories, including refractory cement (clay).....	2
	Processed waste and recovered wool fibers—regular factories or jobbers engaging contractors.....	2		Glass containers.....	1
	Rayon narrow fabrics.....	1		Lime.....	1
	Silk throwing and spinning—contract factories.....	1		Pottery products not elsewhere classified.....	1
	Woolen and worsted manufactures—regular factories or jobbers engaging contractors.....	2		Sewer pipe and kindred products.....	1
4	Canvas products (except bags).....	1	14	Fabricated structural steel and ornamental metal work, made in plants not operated in connection with rolling mills.....	2
	Curtains, draperies, and bedspreads—made in regular factories or by jobbers engaging contractors.....	3	313		Malleable-iron castings.....	1
	Handkerchiefs—made in inside factories or by jobbers engaging contractors.....	2		Stamped and pressed metal products (except automobile stampings).....	1
	House dresses, uniforms, and aprons—made in inside factories or by jobbers engaging contractors.....	2		Tin cans and other tinware not elsewhere classified.....	1
	Men's and boys' shirts (except work shirts), collars, and nightwear—made in contract factories.....	2		Wirework not elsewhere classified.....	1
	Men's and boys' underwear—made in inside factories or by jobbers engaging contractors.....	2	15	Nonferrous-metal foundries (except aluminum).....	1
	Miscellaneous fabricated textile products not elsewhere classified.....	2	17	Construction and similar machinery (except mining and oil-field machinery and tools).....	1
	Textile bags—not made in textile mills.....	1		Industrial machinery, not elsewhere classified.....	1
	Trousers (semidress), wash suits, and washable service apparel.....	1		Pumping equipment and air compressors.....	1
	Women's, children's, and infants' underwear and nightwear of cotton and flannelette woven fabrics.....	2		Stokers, mechanical, domestic and industrial.....	1
	Work clothing (except work shirts), sport garments (except leather), and other men's and boys' apparel, not elsewhere classified.....	1	18	Motor vehicles, motor-vehicle bodies, parts and accessories.....	2
	Work gloves and mittens: cloth, cloth and leather combined.....	1	19	Boat building and boat repairing.....	1
6	Cigar boxes: wooden, part wooden.....	1		Cars and car equipment—railroad, street, and rapid-transit.....	1
	Upholstered household furniture.....	3	129		Shipbuilding and ship repairing.....	1
	Venetian blinds.....	1	20	Brooms.....	2
	Window and door screens and weather strip.....	1		Games and toys (except dolls and children's vehicles).....	1
	Wood preserving.....	3	428		Signs, advertising displays, and advertising novelties.....	1
7	Converted paper products not elsewhere classified.....	1		Sporting and athletic goods not elsewhere classified.....	1
	Fiber cans, tubes, and similar products.....	1		Surgical supplies and equipment not elsewhere classified; orthopedic appliances.....	1
	Paper and paperboard mills.....	4	928				
	Paper bags, except those made in paper mills.....	1				
	Paperboard containers and boxes not elsewhere classified.....	3	36				
	Pulp mills.....	3	573				

¹ For group titles, see GENERAL EXPLANATIONS—Changes in number of industries and of industry groups, sec. 27.

SOUTH DAKOTA

DENSITY OF WAGE-EARNER EMPLOYMENT, BY COUNTIES: 1939



KEY TO PLACES

ABERDEEN	1
HURON	3
MITCHELL	5
RAPID CITY	4
SIOUX FALLS	6
WATERTOWN	2

	UNDER 250 WAGE EARNERS
	250 TO 999 WAGE EARNERS
	1000 OR MORE WAGE EARNERS
	PLACES OF 10,000 TO 99,999 POPULATION

SOUTH DAKOTA

TABLE 1.—SUMMARY FOR THE STATE: 1939, 1937, AND 1929

CENSUS YEAR	Number of establishments	Proprietors and firm members	Number of persons employed in manufacturing ¹	Salaries and wages ¹	Cost of materials, supplies, fuel, purchased electric energy, and contract work ²	Value of products ²	Value added by manufacture ³
1939	468	359	6,802	\$8,381,170	\$61,216,830	\$81,171,887	\$19,955,057
1937	434	269	6,251	7,682,245	52,896,808	67,276,395	14,379,587
1929	588	399	6,838	9,120,600	73,971,972	94,713,532	20,741,560

¹ Figure for 1939 does not include data for employees of manufacturing establishments (except salaried officers of corporations) who were engaged in distribution, construction, and other nonmanufacturing work. For detail, see table 8. It is not known to what extent data for such nonmanufacturing employees were included in figures reported for earlier years. See GENERAL EXPLANATIONS—Persons engaged—general classification.

² The aggregates for cost of materials, etc., and value of products include large amounts of duplication due to the use of the products of some industries as materials by others. See GENERAL EXPLANATIONS—Duplication in cost of materials and value of products.

³ Value of products less cost of materials, supplies, fuel, purchased electric energy, and contract work. See GENERAL EXPLANATIONS—Value added by manufacture.

TABLE 2.—SUMMARY FOR COUNTIES AND PLACES: 1939

	Population, 1940	Number of establishments	Wage earners (average for year) ¹	Wages ²	Cost of materials, supplies, fuel, purchased electric energy, and contract work ^{2,3}	Value of products ^{2,3}	Value added by manufacture ⁴
The State	642,961	408	5,588	\$8,035,524	\$61,216,830	\$81,171,887	\$19,955,057
COUNTIES ⁵							
Armstrong ⁶	42						
Aurora	5,387	4	6	3,479	48,459	66,908	18,449
Beadle ⁷	19,648	14	299				
Bennett ⁸	3,983						
Bon Homme	10,241	7	15	11,893	162,955	213,888	50,933
Brookings	16,560	10	31	32,990	398,364	600,599	202,235
Brown	29,676	30	241	204,596	1,147,610	2,052,384	904,724
Brule	6,195	4	7	7,749	24,392	55,021	30,629
Buffalo ⁹	1,853						
Butte	8,004	7	118	119,946	665,160	1,027,033	361,873
Campbell ¹⁰	5,033						
Charles Mix	13,449	7	11	8,142	94,002	124,514	30,512
Clark	8,955	4	9	6,115	44,835	69,298	24,463
Clay	9,592	5	21	19,239	114,959	201,843	80,884
Codington	17,014	24	331	343,656	6,075,175	7,179,802	1,104,627
Corson ¹¹	6,755	1					
Custer	6,023	19	166	142,029	220,929	621,683	400,754
Davison	15,336	21	243	199,460	2,174,846	3,101,098	926,252
Day	13,565	13	84	64,998	1,206,152	1,411,694	205,542
Deuel	8,450	5	6	7,304	155,477	189,974	34,497
Dewey ¹²	5,709						
Douglas ¹³	6,348						
Edmunds ¹⁴	7,814	3	7				
Fall River	8,089	8	25	23,630	74,530	175,710	101,180
Faulk ¹⁵	5,168	2					
Grant	10,552	12	86	103,674	479,015	793,815	314,800
Gregory ¹⁶	9,554	5	16				
Haakon ¹⁷	3,515	2					
Hamlin	7,562	5	16	14,816	447,909	502,169	54,260
Hand ¹⁸	7,166	3	8				
Hanson	5,400	4	5	3,830	43,553	55,124	11,571
Harding ¹⁹	3,010	2					
Hughes	6,624	4	30	37,691	55,144	152,229	97,085
Hutchinson	12,968	8	20	14,487	454,376	543,227	88,851
Hyde ²⁰	3,113	2					
Jackson ²¹	1,955	1					
Jerauld ²²	4,762	3	6				
Jones ²³	2,509						
Kingsbury	10,831	8	56	34,899	499,972	608,719	108,747
Lake	12,412	9	62	51,585	820,761	981,039	160,278

See footnotes at end of table.

TABLE 2.—SUMMARY FOR COUNTIES AND PLACES: 1939—Continued

	Population, 1940	Number of establish- ments	Wage earners (average for year) ¹	Wages ²	Cost of materials, supplies, fuel, purchased elec- tric energy, and contract work ³	Value of prod- ucts ⁴	Value added by manufac- ture ⁵
COUNTIES ⁶ —continued							
Lawrence.....	19,093	18	68	\$73,744	\$265,325	\$506,613	\$241,288
Lincoln.....	13,171	6	18	14,877	137,554	201,923	64,869
Lyman ⁷	5,045	1					
Marshall ⁷	8,880	4	9	7,900	91,683	112,994	21,311
McCook.....	9,793	5	75	31,662	577,017	704,095	127,678
McPherson ⁷	8,353	3	5				
Meade.....	9,735	5	11	9,403	61,086	101,109	40,023
Mellette ⁷	4,107						
Miner ⁷	6,836	2					
Minnehaha.....	57,697	70	2,549	3,188,180	34,426,377	44,250,056	9,823,679
Moody.....	9,341	4	11	10,366	108,707	146,037	37,330
Pennington.....	23,799	25	564	615,771	1,896,645	3,853,878	1,957,233
Perkins.....	6,585	7	14	13,437	59,434	102,099	51,005
Potter.....	4,614	4	4	3,488	38,855	61,747	22,892
Roberts.....	15,887	9	20	17,932	380,531	450,023	69,492
Sanborn ⁷	5,754	4	19				
Shannon ⁷	5,366						
Spink.....	12,627	4	17	12,370	81,346	138,664	57,248
Stanley ⁷	1,959	2					
Sully ⁷	2,698	2					
Todd ⁸	5,714						
Tripp ⁷	9,937	6	50				
Turner.....	13,270	9	20	15,200	217,019	276,152	59,133
Union.....	11,675	6	11	10,748	56,100	93,441	37,841
Walworth.....	7,274	5	18	12,865	113,892	179,187	65,295
Washabaugh ⁸	1,980						
Washington ⁸	1,789						
Yankton.....	16,725	11	95	73,281	411,712	686,072	274,360
Ziebach ⁸	2,876						
Undistributed ⁸		58	445	468,222	6,893,972	8,579,546	1,685,574
PLACES HAVING 10,000 OR MORE INHABITANTS ⁹							
Aberdeen.....	17,015	26	226	194,860	1,038,421	1,911,908	873,497
Huron ⁷	10,843	12	97				
Mitchell ⁷	10,638	17	200				
Rapid City ⁹	13,844	20	416				
Sioux Falls.....	40,832	58	2,485	3,116,674	34,140,472	43,787,800	9,647,328
Watertown ⁹	10,617	22	327				

¹ Not including salaried officers and employees nor nonmanufacturing wage earners. The figure for each county or place is an average of the numbers reported for the several months of the year. In calculating it, equal weight must be given to full-time and to part-time wage earners (not reported separately by the manufacturers), and for this reason it exceeds the number that would have been required to perform the work done in the industries if all wage earners had been continuously employed throughout the year. The quotient obtained by dividing the amount of wages by the average number of wage earners cannot, therefore, be accepted as representing the average wage received by full-time wage earners. Each of the averages in this column is correct to the nearest unit, despite the fact that the averages for the several counties do not add exactly to the average for the State. In making comparisons between the figures for 1939 and those for 1937, the possibility that the proportion of part-time employment varied from year to year should be taken into account.

² Profits and losses cannot be calculated from the census figures because no data are collected for certain expense items, such as interest, rent, depreciation, taxes, insurance, and advertising.

³ See GENERAL EXPLANATIONS—Duplication in cost of materials and value of products.

⁴ Value of products less cost of materials, supplies, fuel, purchased electric energy, and contract work. See GENERAL EXPLANATIONS—Value added by manufacture.

⁵ For numbers of establishments by "Industry groups," see table 9.

⁶ Figures omitted have been withheld to avoid disclosing exact or approximate data for individual establishments; they are included in the "Undistributed" figures.

⁷ The "Undistributed" figure for number of establishments and a part of the "Undistributed" figure for number of wage earners are included above in the items for the respective counties. The sums of the figures in these two columns are, therefore, larger than the corresponding State totals.

⁸ Figures omitted have been withheld to avoid disclosing exact or approximate data for individual establishments.

CENSUS OF MANUFACTURES: 1939

TABLE 3.—PERSONS EMPLOYED IN MANUFACTURING ESTABLISHMENTS, BY SEX: 1939 AND 1929

[The 1939 questionnaire, for the first time, called for data on the total number of employees in manufacturing establishments, including those engaged wholly or chiefly in distribution, construction, and other nonmanufacturing activities. It is not known to what extent data for such employees were included in the figures reported for earlier years. This table presents detailed figures for employees receiving pay at any time within the normal pay-roll period ended nearest Oct. 14, 1939, and for such employees on the pay roll on Dec. 14, 1929, or on the nearest representative date. The total for "Wage earners engaged in manufacturing" is not identical with the average for the year (given in other tables), and differs from the number reported for October 1939 or for December 1929, because for both years some manufacturers gave wage-earners figures for months other than those specified. See GENERAL EXPLANATIONS—Persons engaged—general classification]

CLASS AND SEX	1939 (Oct. 14) ¹	1929 (Dec. 14) ¹	CLASS AND SEX	1939 (Oct. 14) ¹	1929 (Dec. 14) ¹
All classes, aggregate ²	8,486	6,860	Salaried officers and employees—Continued. All other employees, etc.—Continued.		
Male.....	6,840	5,695	Engaged in manufacturing:		
Female.....	1,646	1,165	Male.....	727	
Salaried officers and employees, total.....	1,947	1,158	Female.....	370	
Male.....	1,437	863	Engaged in distribution:		
Female.....	510	295	Male.....	487	
Salaried officers of corporations, total.....	167	163	Female.....	123	
Male.....	158	154	Engaged in construction:		
Female.....	9	9	Male.....	15	
All other employees (except wage earners in manufac- turing), total.....	1,780	995	Engaged in other work:		
Male.....	1,270	709	Male.....	50	
Female.....	501	286	Female.....	8	
			Wage earners engaged in manufacturing, total.....	6,539	5,702
			Male.....	5,403	4,832
			Female.....	1,136	870

¹ See headnote. ² Figures do not include data for 359 proprietors and firm members for 1939 and 390 for 1929, which were not reported by sex for 1939. ³ No data.

TABLE 4.—WAGE EARNERS ENGAGED IN MANUFACTURING, BY MONTHS: 1939, 1937, AND 1929

[The figures for 1939 relate to wage earners engaged in manufacturing only. It is not known to what extent the figures for earlier years include data for nonmanufacturing wage earners. See headnote to table 3]

CENSUS YEAR	Average number em- ployed during year ¹	NUMBER RECEIVING PAY DURING NORMAL PAY-ROLL PERIOD ENDED NEAREST 15TH OF MONTH—											
		January	February	March	April	May	June	July	August	September	October	November	December
1939.....	5,538	5,173	4,977	4,942	5,057	5,279	5,557	5,631	5,599	5,878	6,118	6,306	5,936
1937.....	4,970	4,783	4,626	4,648	4,640	4,768	4,967	5,178	5,168	5,079	5,351	5,397	5,048
1929.....	5,680	5,846	5,687	5,532	5,421	5,456	5,700	5,797	5,741	5,614	5,668	5,745	5,961

¹ See GENERAL EXPLANATIONS—Wage earners and wages.

TABLE 5.—SUMMARY FOR ESTABLISHMENTS CLASSIFIED AS TO SIZE BY NUMBER OF WAGE EARNERS: 1939 AND 1929

SIZE CLASS	NUMBER OF ESTABLISH- MENTS		WAGE EARNERS (AVER- AGE FOR YEAR) ¹		VALUE OF PRODUCTS	VALUE ADDED BY MANUFAC- TURE ²
	1939	1929	1939	1929	1939	1939
All establishments.....	468	588	5,538	5,680	\$81,171,887	\$19,955,057
No wage earners.....	19	20			211,998	62,322
1 to 5.....	322	429	797	983	10,901,142	3,345,162
6 to 20.....	89	106	936	1,172	9,231,285	3,333,163
21 to 50.....	28	24	989	762	8,837,915	2,895,608
51 to 100.....	5	4	362	305	3,125,872	1,369,596
101 to 250.....	3					
251 to 500.....	1					
501 to 1,000.....		5	2,454	2,468	48,863,075	8,949,246
1,001 to 2,500.....	1					

¹ See headnotes to tables 3 and 4. ² See GENERAL EXPLANATIONS—Value added by manufacture. ³ Combined to avoid disclosing data for individual establishments.

TABLE 6.—SUMMARY FOR ESTABLISHMENTS CLASSIFIED AS TO SIZE BY VALUE OF PRODUCTS: 1939 AND 1929

SIZE CLASS	NUMBER OF ESTABLISH- MENTS		WAGE EARNERS (AVER- AGE FOR YEAR) ¹		VALUE OF PRODUCTS		VALUE ADDED BY MANU- FACTURE ²	
	1939	1929	1939	1929	1939	1929	1939	1929
All establishments.....	468	588	5,538	5,680	\$81,171,887	\$94,713,532	\$19,955,057	\$20,741,500
\$5,000 to \$19,999.....	195	331	444	681	1,094,828	3,316,484	1,117,294	2,061,274
\$20,000 to \$49,999.....	117	103	448	539	3,780,708	3,322,892	1,544,287	1,624,691
\$50,000 to \$99,999.....	70	64	373	419	4,790,223	4,464,151	1,530,794	1,608,867
\$100,000 to \$249,999.....	51	49	817	656	8,070,248	7,703,357	3,172,011	2,979,784
\$250,000 to \$499,999.....	20	25	510	548	6,940,473	8,958,418	1,430,690	2,782,520
\$500,000 to \$999,999.....	11	8	764	669	7,407,102	8,175,791	2,714,697	2,207,395
\$1,000,000 to \$2,499,999.....	1	5		386		8,069,271		1,964,267
\$2,500,000 to \$4,999,999.....			2,192		48,148,305		8,445,284	
\$5,000,000 and over.....	3	3		1,782		52,698,168		5,512,812

¹ See headnotes to tables 3 and 4. ² See GENERAL EXPLANATIONS—Value added by manufacture. ³ Combined to avoid disclosing data for individual establishments.

SOUTH DAKOTA

957

TABLE 7.—ESTABLISHMENTS CLASSIFIED AS UNDER CORPORATE OR OTHER FORM OF OWNERSHIP (OR CONTROL) AND AS UNDER CENTRAL-ADMINISTRATIVE-OFFICE OR INDEPENDENT OPERATION: 1939 AND 1929

TYPE OF OWNERSHIP OR CONTROL, AND OF OPERATION	NUMBER OF ESTABLISHMENTS		WAGE EARNERS (AVERAGE FOR YEAR) ¹		VALUE OF PRODUCTS		VALUE ADDED BY MANUFACTURE ²	
	1939	1929	1939	1929	1939	1929	1939	1929
Total.....	468	588	5,538	5,680	\$51,171,887	\$94,713,532	\$19,955,057	\$20,741,580
TYPE OF OPERATION								
1939 ³								
Corporate ownership or control:								
Central-administrative-office (plural-unit).....	68	(4)	3,208	(4)	59,546,665	(4)	11,936,481	(4)
Independent (single-unit).....	106	(4)	1,216	(4)	9,971,106	(4)	4,307,881	(4)
Noncorporate ownership:								
Central-administrative-office (plural-unit).....	15	(4)	126	(4)	1,272,113	(4)	434,225	(4)
Independent (single-unit).....	279	(4)	988	(4)	10,382,003	(4)	3,276,470	(4)
1939 AND 1929 ⁴								
Central-administrative-office (plural-unit), corporate and noncorporate.....	83	46	3,334	3,130	60,818,778	68,378,427	12,370,706	10,209,612
Independent (single-unit), corporate and noncorporate.....	385	542	2,204	2,550	20,353,109	26,335,105	7,584,351	10,531,968
TYPE OF OWNERSHIP OR CONTROL								
Corporate.....	174	178	4,424	4,423	69,517,771	85,127,098	16,244,362	18,048,032
Noncorporate, total.....	294	410	1,114	1,257	11,654,116	9,586,434	3,710,695	4,093,528
Individual.....	200	(4)	621	(4)	4,706,425	(4)	1,841,289	(4)
Partnership.....	54	(4)	296	(4)	2,908,760	(4)	825,501	(4)
Cooperative.....	39							
Other.....	1		197		4,038,931		1,043,905	

¹ See headnotes to tables 3 and 4.² See GENERAL EXPLANATIONS—Value added by manufacture.³ Because of changes in the questionnaire, no comparable figures for 1929 can be given for the first section of this table. For this reason, the items have been regrouped under "1939 and 1929" to present comparable figures so far as this can be done.⁴ No data.⁵ Figures for 1939 combined to avoid disclosing data for individual establishments; no data for 1929.

CENSUS OF MANUFACTURES: 1939

TABLE 8.—GENERAL STATISTICS FOR

[This table presents separate figures for each industry for which it is possible to publish such figures without disclosing exact or approximate data for individual establishments given, however, reported larger numbers of wage earners or

Group No.	INDUSTRY	*Number of establishments	*Proprietors and firm members	*PERSONS EMPLOYED IN MANUFACTURING ESTABLISHMENTS ¹						
				Total ²	Salaried officers of corporations ²	Manufacturing		Distribution	Construction	Other
						Salaried employees ²	Wage earners (average for year) ³			
1	All industries, total.....	468	359	7,485	167	1,097	5,538	610	15	58
2	1 Bread and other bakery products (except biscuit, crackers, and pretzels).....	83	80	585	6	50	411	81		37
3	1 Cheese.....	4	5	6			6			
4	13 Concrete products.....	9	3	43	3	9	27	4		
5	1 Creamery butter.....	107	89	596	9	130	367	84	3	2
6	9 Drugs and medicines (including drug grinding).....	4	4	71	3	10	56	1	2	
7	1 Flour and other grain-mill products.....	14	8	90	5	19	46	19	1	
8	8 General commercial (job) printing.....	13	7	128	11	23	77	17		
9	1 Ice cream and ices.....	11	6	132	7	28	53	48		1
10	1 Ice, manufactured.....	5	6	36	2	7	14	13		
11	15 Jewelry (precious metals).....	3	4	17		1	14	2		
12	1 Meat packing, wholesale.....	10	3	2,547	8	383	2,121	34	1	
13	13 Minerals and earths, ground or otherwise treated.....	3		93	3	7	30		3	
14	8 Newspapers: publishing and printing.....	80	70	701	36	184	393	37	1	
15	1 Nonalcoholic beverages.....	19	14	153	11	19	56	67		
16	10 Petroleum refining.....	3	2	20	3	1	5	11		
17	5 Planing mills not operated in conjunction with sawmills.....	9	6	212	7	19	158	28		
18	1 Poultry dressing and packing, wholesale.....	19	6	525	4	41	475	5		
19	1 Prepared feeds (including mineral) for animals and fowls.....	3	2	7	1	2	4			
20	5 Sawmills, veneer mills, and cooperage-stock mills, including those combined with logging camps and with planing mills.....	17	13	425	2	21	306	6		
21	Other industries ⁴	62	37	1,268	53	167	917	104	9	18
OTHER INDUSTRIES, BY INDUSTRY GROUPS ⁵										
22	1 Food and kindred products.....	9	2	442	8	60	316	51	4	3
23	6 Furniture and finished lumber products.....	7	8	57	4	4	48	1		
24	8 Printing, publishing, and allied industries.....	7	3	77	3	24	33	17		
25	9 Chemicals and allied products.....	11	10	158	14	16	120	6	2	
26	13 Stone, clay, and glass products.....	10		328	16	27	260	7	3	15
27	17 Machinery (except electrical).....	3	2	7			7			
28	20 Miscellaneous industries.....	3	2	21	1	3	16	1		
29	5 Lumber and timber basic products.....	2								
30	7 Paper and allied products.....	1								
31	12 Leather and leather products.....	1	10	178	7	33	117	21		
32	14 Iron and steel and their products, except machinery.....	3								
33	15 Nonferrous metals and their products.....	4								
34	16 Electrical machinery.....	1								

* As the figures for number of establishments and for personnel for those industries for which monetary items are withheld are given for the individual industries and are also included in the "Other industries" figures, the sums of the figures are larger than the totals shown for "All industries."

¹ See headnote to table 3 and GENERAL EXPLANATIONS—Persons engaged—general classification.

² Figures do not include data for personnel of central-administrative offices.

³ Each of the averages in this column is correct to the nearest unit, despite the fact that the averages for the several industries do not add exactly to the 1939 average for all industries. See GENERAL EXPLANATIONS—Wage earners and wages.

THE STATE, BY INDUSTRIES: 1939

and gives statistics for the remaining industries both in combination ("Other Industries") and by industry groups. Certain of the industries for which combined figures are larger values of products than some of those shown separately]

SALARIES AND WAGES							COST OF MATERIALS, SUPPLIES, FUEL, PURCHASED ELECTRIC ENERGY, AND CONTRACT WORK					Value of products	Value added by manufacture ⁴	
Total ²	Salaries of officers of corporations ³	Manufacturing		Distribution	Construction	Other	Total	Materials and supplies	Fuel	Purchased electric energy	Contract work			
Dollars 9,235,691	Dollars 603,405	Dollars 1,742,241	Dollars 6,035,624	Dollars 771,065	Dollars 20,272	Dollars 62,584	Dollars 61,216,830	Dollars 60,018,491	Dollars 620,099	Dollars 466,690	Dollars 111,550	Dollars 81,171,887	Dollars 19,955,057	
553,128	8,465	72,298	386,425	58,613	---	27,327	1,359,287	1,259,320	58,453	41,505	---	2,646,370	1,287,063	2
5,689	---	---	5,689	---	---	---	139,388	136,719	1,598	1,071	---	164,840	25,452	3
50,504	12,882	9,135	22,283	6,204	---	---	74,801	71,198	2,395	1,208	---	190,837	106,030	4
596,057	22,834	159,755	329,610	82,820	772	3,266	8,636,805	8,453,420	76,219	92,585	14,281	10,369,240	1,782,435	5
(¹)	(¹)	(¹)	(¹)	(¹)	(¹)	(¹)	(¹)	(¹)	(¹)	(¹)	(¹)	(¹)	(¹)	6
99,094	8,400	26,790	35,288	26,751	1,859	---	926,121	898,842	6,638	20,646	---	1,227,318	301,197	7
193,688	36,124	38,684	95,494	28,486	---	---	121,365	114,490	2,119	4,392	364	430,763	309,398	8
122,966	19,003	21,420	36,244	44,412	---	1,878	426,515	399,270	7,456	19,789	---	833,430	406,915	9
36,869	8,100	7,504	14,044	7,221	---	---	20,464	3,018	1,090	16,356	---	89,244	68,780	10
17,492	---	1,008	13,477	3,012	---	---	27,477	29,588	182	707	---	73,241	45,764	11
3,724,269	22,377	762,391	2,592,025	46,076	800	---	40,711,993	40,376,539	210,080	125,374	---	48,501,630	8,089,637	12
(¹)	(¹)	(¹)	(¹)	(¹)	(¹)	(¹)	(¹)	(¹)	(¹)	(¹)	(¹)	(¹)	(¹)	13
964,907	134,387	248,356	461,915	120,149	100	---	690,211	626,858	19,991	33,838	9,524	2,331,680	1,641,309	14
198,827	58,230	21,237	48,153	71,207	---	---	438,847	420,003	7,977	8,867	---	928,046	491,199	15
21,636	3,924	968	5,930	10,814	---	---	66,017	60,485	4,668	864	---	102,339	36,322	16
246,947	22,200	29,735	148,632	46,380	---	---	525,627	513,387	1,722	10,518	---	831,461	305,834	17
295,262	10,536	42,941	237,245	4,540	---	---	3,416,535	3,389,136	9,637	17,212	250	4,106,148	689,613	18
(¹)	(¹)	(¹)	(¹)	(¹)	(¹)	(¹)	(¹)	(¹)	(¹)	(¹)	(¹)	(¹)	(¹)	19
420,420	11,592	39,586	359,335	8,376	1,531	---	342,052	255,985	9,391	1,030	75,646	1,124,569	782,517	20
1,687,936	224,361	268,523	943,135	206,604	15,210	30,113	3,295,325	3,013,224	200,188	70,428	11,485	6,930,831	3,635,500	21
509,408	36,060	84,770	260,730	114,738	7,666	15,444	1,330,913	1,271,441	48,335	11,137	---	2,409,243	1,078,330	22
58,176	12,054	5,111	40,051	960	---	---	160,357	156,853	426	3,078	---	296,769	136,412	23
107,108	9,740	31,590	36,431	20,347	---	---	106,741	90,506	2,608	2,142	11,485	275,181	165,390	24
227,401	58,714	30,761	127,911	5,971	4,044	---	397,280	369,719	22,537	5,024	---	693,681	496,401	25
495,616	50,675	59,961	347,026	19,786	3,500	14,689	439,050	274,412	122,318	42,320	---	1,538,043	1,098,993	26
9,217	---	---	9,217	---	---	---	9,404	7,506	806	1,038	---	38,082	28,678	27
20,646	1,800	2,970	11,255	4,621	---	---	22,056	20,928	518	610	---	57,691	35,625	28
200,364	55,308	53,360	120,514	31,182	---	---	829,524	821,859	2,586	5,079	---	1,422,201	592,677	29

⁴ Value of products less cost of materials, supplies, fuel, purchased electric energy, and contract work. See GENERAL EXPLANATIONS—Value added by manufacture.
⁵ Figures omitted have been withheld to avoid disclosing exact or approximate data for individual establishments; they are included in the "Other Industries" figures.
⁶ For numbers of establishments and of wage earners in individual industries, see table 10.

CENSUS OF MANUFACTURES: 1939

TABLE 9.—NUMBER OF ESTABLISHMENTS, BY INDUSTRY GROUPS, BY COUNTIES: 1939

[illegible]

TABLE 10.—INDUSTRIES IN "OTHER INDUSTRIES" GROUPS—NUMBER OF ESTABLISHMENTS AND NUMBER OF WAGE EARNERS, FOR THE STATE: 1939

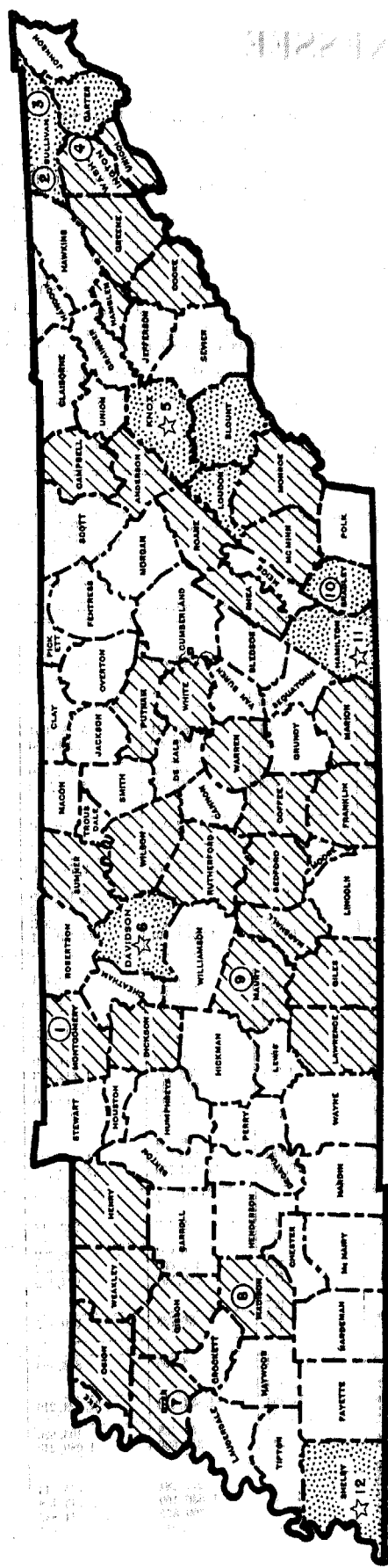
[In order to avoid disclosing data for individual establishments, wage-earner figures for industries represented by fewer than three establishments are withheld]

Group No. ¹	TITLE	Number of establishments	Wage earners	Group No. ¹	TITLE	Number of establishments	Wage earners
STATE OF SOUTH DAKOTA				STATE OF SOUTH DAKOTA—Continued			
1	Beet sugar.....	1	-----	9	Drugs and medicines (including drug grinding).....	4	55
	Biscuit, crackers, and pretzels.....	1	-----		Grease and tallow (except lubricating greases).....	2	-----
	Candy and other confectionary products.....	1	-----		Insecticides, fungicides, and related industrial and household chemical compounds.....	1	-----
	Condensed and evaporated milk.....	1	-----		Lubricating oils and greases—not made in petroleum refineries.....	1	-----
	Malt liquors.....	1	-----		Paints, varnishes, and lacquers.....	1	-----
	Prepared feeds (including mineral) for animals and fowls.....	3	4	12	Saddlery, harness, and whips.....	1	-----
	Sausage casings—not made in meat-packing establishments.....	1	-----	13	Brick and hollow structural tile.....	1	-----
5	Logging camps and logging contractors (not operating sawmills).....	2	-----		Cement.....	1	-----
6	Caskets, coffins, burial cases, and other morticians' goods.....	2	-----		Gypsum products.....	1	-----
	Cooperage.....	1	-----		Lime.....	1	-----
	Household furniture, except upholstered.....	1	-----		Minerals and earths, ground or otherwise treated.....	3	80
	Partitions, shelving, cabinet work, and office and store fixtures.....	1	-----		Monuments, tombstones, cut-stone, and stone products not elsewhere classified.....	2	-----
	Window and door screens and weather strip.....	1	-----		Sand-lime brick, block, and tile.....	1	-----
	Wooden boxes except cigar boxes.....	1	-----	14	Fabricated structural steel and ornamental metal work, made in plants not operated in connection with rolling mills.....	1	-----
7	Paperboard containers and boxes not elsewhere classified.....	1	-----		Gray-iron and semisteel castings.....	1	-----
8	Bookbinding and related industries.....	1	-----		Tools (except edge tools, machine tools, files, and saws).....	1	-----
	Books: publishing and printing.....	1	-----	15	Sheet-metal work not specifically classified.....	4	47
	Books: publishing without printing.....	1	-----	16	Batteries, storage and primary (dry and wet).....	1	-----
	Periodicals: publishing and printing.....	1	-----	17	Machine-shop products, not elsewhere classified.....	1	-----
	Periodicals: publishing without printing.....	2	-----		Machine-shop repairs.....	2	-----
	Photoengraving, not done in printing establishments (including preparation of plates).....	1	-----	20	Brooms.....	2	-----
9	Cleaning and polishing preparations, blackings, and dressings.....	1	-----		Signs, advertising displays, and advertising novelties.....	1	-----
	Compressed and liquefied gases—not made in petroleum refineries or in natural-gasoline plants.....	1	-----				

¹ For group titles, see GENERAL EXPLANATIONS—Changes in number of industries and of industry groups, sec. 27.

TENNESSEE

DENSITY OF WAGE-EARNER EMPLOYMENT, BY COUNTIES: 1939



KEY TO PLACES

BRISTOL	3
CHATTANOOGA	11
CLARKSVILLE	1
CLEVELAND	10
COLUMBIA	9
DYERSBURG	7
JACKSON	8
JOHNSON CITY	4
KINGSPORT	2
KNOXVILLE	5
MEMPHIS	12
NASHVILLE	6

- UNDER 500 WAGE EARNERS
- 500 TO 2,499 WAGE EARNERS
- 2,500 OR MORE WAGE EARNERS
- PLACES OF 10,000 TO 99,999 POPULATION
- PLACES OF 100,000 OR MORE POPULATION

Prepared by the Bureau of the Census, Department of Commerce

TENNESSEE

TABLE 1.—SUMMARY FOR THE STATE: 1939, 1937, AND 1929

CENSUS YEAR	Number of establishments	Proprietors and firm members	Number of persons employed in manufacturing ¹	Salaries and wages ¹	Cost of materials, supplies, fuel, purchased electric energy, and contract work ¹	Value of products ¹	Value added by manufacture ¹
1939.....	2,289	1,462	144,320	\$137,485,500	\$407,745,923	\$728,087,825	\$320,341,902
1937.....	2,083	1,152	148,432	136,488,945	412,360,076	707,986,784	295,626,708
1929.....	2,796	1,891	130,954	182,346,304	385,438,158	687,221,506	301,783,348

¹ Figure for 1939 does not include data for employees of manufacturing establishments (except salaried officers of corporations) who were engaged in distribution, construction, and other nonmanufacturing work. For detail, see table 8. It is not known to what extent data for such nonmanufacturing employees were included in figures reported for earlier years. See GENERAL EXPLANATIONS—Persons engaged—general classification.

² The aggregates for cost of materials, etc., and value of products include large amounts of duplication due to the use of the products of some industries as materials by others. See GENERAL EXPLANATIONS—Duplication in cost of materials and value of products.

³ Value of products less cost of materials, supplies, fuel, purchased electric energy, and contract work. See GENERAL EXPLANATIONS—Value added by manufacture.

TABLE 2.—SUMMARY FOR COUNTIES AND PLACES: 1939

	Population, 1940	Number of establishments	Wage earners (average for year) ¹	Wages ²	Cost of materials, supplies, fuel, purchased electric energy, and contract work ¹	Value of products ¹	Value added by manufacture ³
The State.....	2,915,841	2,289	131,874	\$109,661,769	\$407,745,923	\$728,087,825	\$320,341,902
COUNTIES ⁴							
Anderson.....	26,504	8	938				
Bedford.....	23,151	28	1,844	1,279,299	3,753,085	6,457,427	2,734,342
Benton.....	11,976	1					
Bledsoe.....	8,358	1					
Blount.....	41,116	26	4,223				
Bradley.....	28,498	38	2,971	2,186,341	5,285,061	10,051,881	4,766,820
Campbell.....	31,131	11	889	416,300	1,009,076	1,674,198	664,622
Cannon.....	9,880	4	12				
Carroll.....	25,978	14	100	60,133	512,269	787,560	275,291
Carter.....	35,127	12	4,036	4,381,925	5,500,932	19,241,951	13,681,019
Cheatham.....	9,928	1					
Chester.....	11,124	4	9	4,066	9,926	24,305	14,469
Chalborne.....	24,657	2					
Clay.....	10,904	1					
Cocke.....	24,083	9	570	367,977	2,746,070	3,857,514	1,111,444
Coffee.....	18,959	22	1,335	853,099	2,454,220	4,262,001	1,808,372
Crockett.....	17,330	3	9	4,952	6,210	20,583	14,373
Cumberland.....	15,592	5	126	51,056	75,810	131,230	55,420
Davidson.....	257,297	314	17,427	16,964,110	63,550,551	121,918,334	58,367,783
Decatur.....	10,261	1					
De Kalb.....	14,588	4	10	6,533	61,721	88,455	20,734
Dickson.....	19,718	17	926	523,247	997,395	1,860,754	863,359
Dyer.....	34,920	25	940	610,756	2,221,323	3,020,594	1,069,271
Fayette.....	30,322	3	224				
Fentress.....	14,262	10	167	77,175	231,843	400,390	174,547
Franklin.....	23,892	21	555	349,299	941,510	1,997,219	1,055,700
Gibson.....	44,835	27	1,248	653,417	1,714,383	3,060,416	1,346,033
Giles.....	29,240	18	500	337,149	1,863,781	2,547,091	983,310
Granger.....	14,356	5	19	7,440	17,910	30,070	12,160
Greene.....	39,405	26	686	411,956	2,008,921	3,019,169	1,010,248
Grundy.....	11,552	4	40	28,054	60,720	134,797	65,068
Hamblen.....	18,611	19	1,081	540,866	1,336,344	2,882,762	1,546,418
Hamilton.....	150,478	261	20,074	17,343,770	45,902,760	87,227,517	41,324,757
Hancock.....	11,231						
Hardeman.....	23,590	6	72	24,927	38,828	87,177	48,340
Hardin.....	17,806	10	176	92,168	243,518	583,773	340,255
Hawkins.....	28,523	7	170				
Haywood.....	27,069	8	11	6,827	59,722	126,631	66,909
Henderson.....	19,220	4	255	147,699	425,182	704,126	278,944
Henry.....	25,877	16	503	280,391	974,169	1,629,668	656,499
Hickman.....	14,873	3	257				
Houston.....	6,432	10	180	86,788	320,817	516,644	186,827
Humphreys.....	12,421	7	175				
Jackson.....	15,082	1					
Jefferson.....	18,621	8	204	113,566	806,493	1,150,271	343,778
Johnson.....	12,998	3	123				
Knox.....	178,468	190	14,893	11,834,043	31,324,216	60,753,291	29,429,075
Lake.....	11,235	3	91				
Lauderdale.....	24,461	11	185	54,168	103,820	216,875	113,255
Lawrence.....	28,726	18	590	337,600	1,089,230	1,778,093	689,463
Lewis.....	5,849	2					
Lincoln.....	27,214	16	411	217,284	705,343	1,305,066	599,723
Loudon.....	19,838	23	2,528	1,636,169	3,743,108	6,806,376	2,562,268
McMinn.....	30,781	32	2,045	1,369,875	3,034,537	6,247,816	3,212,479
McNairy.....	20,424	4	20	9,043	15,157	34,021	18,864

See footnotes at end of table.

TABLE 2.—SUMMARY FOR COUNTIES AND PLACES: 1939—Continued

	Population, 1940	Number of establish- ments	Wage earners (average for year) ¹	Wages ²	Cost of materials, supplies, fuel, purchased elec- tric energy, and contract work ³	Value of products ⁴	Value added by manufacture ⁵
COUNTIES ⁶ —continued							
Macon ⁷	14,904	1					
Madison	54,115	50	2,105	\$1,476,364	\$4,609,758	\$8,617,590	\$3,407,802
Marion	19,140	8	601	529,922	633,467	1,720,515	1,087,048
Marshall	16,030	13	864	668,335	2,800,689	4,513,021	1,712,322
Maury	40,357	37	1,808	1,409,508	4,083,147	8,192,708	4,100,561
Meigs	6,393	3	40	14,964	38,545	77,689	39,144
Monroe	24,275	12	676	415,171	1,203,403	1,900,302	996,899
Montgomery	33,346	29	1,006	580,477	2,697,997	4,336,603	1,639,506
Moore ⁸	4,093						
Morgan ⁹	15,242	6	113				
Obion	30,978	19	1,217	872,041	3,938,872	6,309,363	2,370,491
Overton	18,883	8	62	23,099	53,813	143,564	89,751
Perry ¹⁰	7,535						
Pickett ¹¹	6,213	4	37				
Polk ¹²	16,473	6	290				
Putnam	26,250	23	601	289,628	472,290	1,054,697	582,407
Rhea	16,353	21	701	391,670	954,844	1,667,187	712,343
Roane	27,795	15	2,103	1,407,686	3,311,747	5,765,849	2,454,102
Robertson	29,046	21	273	148,262	519,411	862,492	343,081
Rutherford	33,904	25	653	435,955	2,810,207	4,219,887	1,409,680
Scott	15,966	18	478	235,840	367,145	790,036	422,891
Sequatchie ¹³	5,038	3	12				
Sevier	23,291	10	173	97,334	872,726	515,971	143,245
Shelby	358,250	378	18,225	16,338,251	110,963,730	188,755,575	57,791,845
Smith	16,148	5	14	9,811	62,716	92,661	29,945
Stewart ¹⁴	13,549	1					
Sullivan	69,085	55	8,399	8,640,029	24,864,703	40,718,440	25,853,737
Sumner	32,719	17	1,132	871,302	2,891,393	4,626,492	1,635,009
Tipton	28,036	6	218	106,297	265,022	659,020	273,998
Trousdale ¹⁵	6,113	2					
Union	14,128	9	537	478,967	531,125	1,466,827	965,702
Union ¹⁶	9,030	1					
Van Buren ¹⁷	4,090						
Warren	19,764	27	747	420,463	751,100	1,571,423	820,323
Washington	51,631	50	2,412	1,653,455	5,135,725	8,872,737	3,737,012
Wayne	13,638	7	113	62,608	177,514	346,684	169,170
Weakley	29,498	20	510	237,945	901,502	1,615,226	713,724
White	15,983	13	598	256,951	573,937	1,037,956	464,019
Williamson	25,220	10	478	330,496	877,490	1,722,502	845,072
Wilson	25,267	19	697	338,315	1,382,818	2,367,988	985,170
Undistributed ¹⁸		98	6,952	7,175,606	44,275,299	77,264,954	32,989,655
PLACES HAVING 10,000 OR MORE INHABITANTS							
Bristol, Tennessee and Virginia, total	23,772	55	3,175	2,284,871	8,683,158	13,917,115	5,233,957
Bristol, Tenn.	14,004	22	1,780	1,232,598	4,990,875	7,713,543	2,752,908
Bristol, Va.	9,768	33	1,395	1,052,273	3,722,583	6,203,572	2,480,989
Chattanooga	128,163	230	17,166	14,993,110	41,372,051	77,509,596	36,197,545
Clarksville	11,831	23	934	546,233	2,487,853	4,016,811	1,520,248
Cleveland	11,351	30	2,657	1,966,454	4,708,912	8,945,228	4,174,316
Columbia	10,579	21	1,230	853,979	1,992,681	3,531,656	1,639,024
Dyersburg	10,034	20	839	578,617	2,111,862	3,699,516	1,557,654
Jackson	24,332	40	965	665,516	2,921,798	5,037,970	2,116,172
Johnson City	25,332	36	1,689	1,104,869	3,363,237	6,317,117	2,953,880
Kingsport ¹⁹	14,404	24	3,368				
Knoxville	111,680	174	14,465	11,468,701	30,413,252	57,667,520	27,254,268
Memphis	292,942	343	13,921	12,383,353	84,986,556	134,170,454	49,183,898
Nashville	167,402	280	12,455	10,873,046	50,419,248	85,380,724	34,941,476

¹ Not including salaried officers and employees nor nonmanufacturing wage earners. The figure for each county or place is an average of the numbers reported for the several months of the year. In calculating it, equal weight must be given to full-time and to part-time wage earners (not reported separately by the manufacturers), and for this reason it exceeds the number that would have been required to perform the work done in the industries if all wage earners had been continuously employed throughout the year. The quotient obtained by dividing the amount of wages by the average number of wage earners cannot, therefore, be accepted as representing the average wage received by full-time wage earners. Each of the averages in this column is correct to the nearest unit, despite the fact that the averages for the several counties do not add exactly to the average for the State. In making comparisons between the figures for 1939 and those for 1937, the possibility that the proportion of part-time employment varied from year to year should be taken into account.

² Profits and losses cannot be calculated from the census figures because no data are collected for certain expense items, such as interest, rent, depreciation, taxes, insurance, and advertising.

³ See GENERAL EXPLANATIONS—Duplication in cost of materials and value of products.

⁴ Value of products less cost of materials, supplies, fuel, purchased electric energy, and contract work. See GENERAL EXPLANATIONS—Value added by manufacture.

⁵ For numbers of establishments by "Industry groups," see table 10.

⁶ Figures omitted have been withheld to avoid disclosing exact or approximate data for individual establishments; they are included in the "Undistributed" figures.

⁷ No manufacturing reported.

⁸ The "Undistributed" figure for number of establishments and a part of the "Undistributed" figure for number of wage earners are included above in the items for the respective counties. The sums of the figures in these two columns are, therefore, larger than the corresponding State totals.

⁹ Figures omitted have been withheld to avoid disclosing exact or approximate data for individual establishments.

CENSUS OF MANUFACTURES: 1939

TABLE 3.—PERSONS EMPLOYED IN MANUFACTURING ESTABLISHMENTS, BY SEX: 1939 AND 1929

[The 1939 questionnaire, for the first time, called for data on the total number of employees in manufacturing establishments, including those engaged wholly or chiefly in distribution, construction, and other nonmanufacturing activities. It is not known to what extent data for such employees were included in the figures reported for earlier years. This table presents detailed figures for employees receiving pay at any time within the normal pay-roll period ended nearest Oct. 14, 1939, and for such employees on the pay roll on Dec. 14, 1929, or on the nearest representative date. The total for "Wage earners engaged in manufacturing" is not identical with the average for the year (given in other tables), and differs from the number reported for October 1939 or for December 1929, because for both years some manufacturers gave wage-earner figures for months other than those specified. See GENERAL EXPLANATIONS—Persons engaged—general classification]

CLASS AND SEX	1939 (Oct. 14) ¹	1929 (Dec. 14) ¹	CLASS AND SEX	1939 (Oct. 14) ¹	1929 (Dec. 14) ¹
All classes, aggregate ²	162,891	131,061	Salaried officers and employees—Continued. All other employees, etc.—Continued.		
Male.....	116,193	95,174	Engaged in manufacturing:		
Female.....	46,698	35,887	Male.....	8,221	
Salaried officers and employees, total.....	21,292	12,720	Female.....	2,580	
Male.....	17,481	10,042	Engaged in distribution:		
Female.....	3,811	2,678	Male.....	6,049	
Salaried officers of corporations, total.....	1,645	1,747	Female.....	1,079	(³)
Male.....	1,544	1,686	Engaged in construction:		
Female.....	101	61	Male.....	1,297	
All other employees (except wage earners in manufac- turing), total.....	19,647	10,973	Engaged in other work:		
Male.....	15,937	8,356	Male.....	370	
Female.....	3,710	2,617	Female.....	51	
			Wage earners engaged in manufacturing, total.....	141,599	118,341
			Male.....	98,712	85,182
			Female.....	42,887	33,209

¹ See headnote.

² Figures do not include data for 1,462 proprietors and firm numbers for 1939 and 1,891 for 1929, which were not reported by sex for 1939.

³ No data.

TABLE 4.—WAGE EARNERS ENGAGED IN MANUFACTURING, BY MONTHS: 1939, 1937, AND 1929

[The figures for 1939 relate to wage earners engaged in manufacturing only. It is not known to what extent the figures for earlier years include data for nonmanufacturing wage earners. See headnote to table 3.]

CENSUS YEAR	Average number employed during year ¹	NUMBER RECEIVING PAY DURING NORMAL PAY-ROLL PERIOD ENDED NEAREST 15TH OF MONTH—											
		January	February	March	April	May	June	July	August	September	October	November	December
1939.....	131,874	123,251	125,255	128,320	129,004	128,793	129,047	132,094	135,601	137,742	139,551	138,516	135,318
1937.....	135,073	130,815	132,121	136,367	138,905	138,793	133,715	138,164	141,978	141,962	137,714	129,208	121,133
1929.....	118,234	113,705	115,748	116,812	117,181	114,846	117,161	119,453	123,303	124,681	122,806	119,127	114,429

¹ See GENERAL EXPLANATIONS—Wage earners and wages.

TABLE 5.—SUMMARY FOR ESTABLISHMENTS CLASSIFIED AS TO SIZE BY NUMBER OF WAGE EARNERS: 1939 AND 1929

SIZE CLASS	NUMBER OF ESTABLISH- MENTS		WAGE EARNERS (AVERAGE FOR YEAR) ¹		VALUE OF PRODUCTS	VALUE ADDED BY MANUFACTURE ²
	1939	1929	1939	1929	1939	1929
All establishments.....	2,289	2,796	131,874	118,234	\$728,087,825	\$320,341,602
No wage earners.....	52	41			7,367,978	2,631,562
1 to 5.....	343	1,444	2,392	4,690	21,687,192	10,401,675
6 to 20.....	605	567	6,576	6,118	43,715,132	18,312,617
21 to 50.....	298	270	9,842	9,245	59,671,557	24,590,299
51 to 100.....	178	198	12,689	14,207	85,587,627	32,635,383
101 to 250.....	187	178	30,129	28,549	141,846,707	62,033,155
251 to 500.....	88	57	31,567	20,212	122,879,204	51,499,503
501 to 1,000.....	19	18	14,541	11,471	75,688,288	35,077,665
1,001 to 2,500.....	12	13				
2,501 or more.....	2	1	24,138	23,760	169,644,140	83,160,088

¹ See headnotes to tables 3 and 4.

² See GENERAL EXPLANATIONS—Value added by manufacture.

³ Combined to avoid disclosing data for individual establishments.

TABLE 6.—SUMMARY FOR ESTABLISHMENTS CLASSIFIED AS TO SIZE BY VALUE OF PRODUCTS: 1939 AND 1929

SIZE CLASS	NUMBER OF ESTABLISHMENTS		WAGE EARNERS (AVERAGE FOR YEAR) ¹		VALUE OF PRODUCTS		VALUE ADDED BY MANUFACTURE ²	
	1939	1929	1939	1929	1939	1929	1939	1929
All establishments.....	2,289	2,796	131,874	118,234	\$728,087,825	\$687,221,506	\$320,341,902	\$301,783,348
\$5,000 to \$19,999.....	719	1,198	3,170	3,986	7,917,644	12,050,798	4,497,985	7,015,413
\$20,000 to \$49,999.....	467	510	3,820	4,007	14,904,632	16,245,729	7,771,952	9,501,418
\$50,000 to \$99,999.....	310	289	5,104	4,365	22,133,401	20,367,584	11,180,704	10,411,213
\$100,000 to \$249,999.....	291	309	12,068	11,597	45,875,852	49,626,947	21,316,834	25,406,719
\$250,000 to \$499,999.....	208	177	18,935	15,368	74,814,848	64,232,053	32,513,129	30,592,568
\$500,000 to \$999,999.....	154	161	25,062	21,916	110,660,802	111,884,605	51,329,752	56,088,068
\$1,000,000 to \$2,499,999.....	101	105	29,491	21,678	151,105,112	155,985,595	61,777,536	62,443,719
\$2,500,000 to \$4,999,999.....	27	33	14,786	19,888	97,333,162	114,292,007	37,548,567	44,725,751
\$5,000,000 and over.....	12	14	18,838	15,429	203,342,472	143,036,188	92,355,443	61,513,479

¹ See headnotes to tables 3 and 4.² See GENERAL EXPLANATIONS—Value added by manufacture.

TABLE 7.—ESTABLISHMENTS CLASSIFIED AS UNDER CORPORATE OR OTHER FORM OF OWNERSHIP (OR CONTROL) AND AS UNDER CENTRAL-ADMINISTRATIVE-OFFICE OR INDEPENDENT OPERATION: 1939 AND 1929

TYPE OF OWNERSHIP OR CONTROL, AND OF OPERATION	NUMBER OF ESTABLISHMENTS		WAGE EARNERS (AVERAGE FOR YEAR) ¹		VALUE OF PRODUCTS		VALUE ADDED BY MANUFACTURE ²	
	1939	1929	1939	1929	1939	1929	1939	1929
Total.....	2,289	2,796	131,874	118,234	\$728,087,825	\$687,221,506	\$320,341,902	\$301,783,348
TYPE OF OPERATION:								
1939 ³ :								
Corporate ownership or control:								
Central-administrative-office (plural-unit).....	567	(⁴)	74,193	(⁴)	491,172,209	(⁴)	211,649,619	(⁴)
Independent (single-unit).....	730	(⁴)	46,375	(⁴)	191,584,606	(⁴)	89,609,823	(⁴)
Noncorporate ownership:								
Central-administrative-office (plural-unit).....	87	(⁴)	2,304	(⁴)	7,716,944	(⁴)	3,041,788	(⁴)
Independent (single-unit).....	905	(⁴)	9,002	(⁴)	37,614,666	(⁴)	16,047,277	(⁴)
1939 AND 1929 ⁴ :								
Central-administrative-office (plural-unit), corporate and noncorporate.....	654	404	76,497	53,685	498,889,153	351,880,478	214,684,802	150,180,040
Independent (single-unit), corporate and noncorporate.....	1,635	2,392	55,377	64,549	229,198,672	335,341,028	105,657,100	151,603,308
TYPE OF OWNERSHIP OR CONTROL								
Corporate.....	1,297	1,225	120,568	105,115	652,756,815	630,200,588	301,232,842	273,775,245
Noncorporate, total.....	992	1,571	11,306	13,119	45,331,010	57,020,918	19,099,060	28,008,103
Individual.....	624	(⁴)	6,002	(⁴)	22,535,254	(⁴)	9,762,416	(⁴)
Partnership.....	355	(⁴)	5,037	(⁴)	21,778,252	(⁴)	8,818,487	(⁴)
Cooperative.....	7	(⁴)	225	(⁴)	593,488	(⁴)	264,048	(⁴)
Other.....	6	(⁴)	42	(⁴)	422,026	(⁴)	229,109	(⁴)

¹ See headnotes to tables 3 and 4.² See GENERAL EXPLANATIONS—Value added by manufacture.³ Because of changes in the questionnaire, no comparable figures for 1929 can be given for the first section of this table. For this reason, the items have been regrouped under "1939 and 1929" to present comparable figures so far as this can be done.⁴ No data.

CENSUS OF MANUFACTURES: 1939

TABLE 8.—GENERAL STATISTICS FOR

[This table presents separate figures for each industry for which it is possible to publish such figures without disclosing exact or approximate data for individual establishments, given, however, reported larger numbers of wage earners or

Group No.	INDUSTRY	*Number of establishments	*Proprietors and firm members	*PERSONS EMPLOYED IN MANUFACTURING ESTABLISHMENTS ¹						
				Total ²	Salaried officers of corporations ³	Manufacturing		Distribution	Construction	Other
						Salaried employees ²	Wage earners (average for year) ⁴			
1	All industries, total.....	2,289	1,462	153,166	1,645	10,801	131,874	7,128	1,207	421
2	17 Agricultural machinery (except tractors).....	4	3	372	6	50	311	4	1	—
3	6 Baskets for fruits and vegetables.....	3	3	122	2	5	114	1	—	—
4	16 Batteries, storage and primary (dry and wet).....	4	2	120	5	13	96	12	—	—
5	1 Biscuit, crackers, and pretzels.....	6	4	552	1	21	514	12	—	4
6	1 Blended and prepared flour made from purchased flour.....	12	4	245	11	26	173	35	—	—
7	8 Bookbinding and related industries.....	6	8	766	4	67	666	20	9	—
8	8 Books: publishing without printing.....	4	2	97	1	40	56	56	—	—
9	1 Bread and other bakery products (except biscuit, crackers, and pretzels).....	117	110	2,929	44	209	2,415	206	12	43
10	13 Brick and hollow structural tile.....	17	8	949	12	35	874	25	1	2
11	20 Brooms.....	7	4	81	2	3	71	5	—	—
12	1 Candy and other confectionery products.....	19	21	852	17	63	613	147	8	4
13	1 Canned and dried fruits and vegetables (including canned soups).....	24	24	938	7	53	833	41	3	1
14	4 Canvas products (except bags).....	8	12	90	—	8	66	11	—	5
15	3 Carpets, rugs, and mats made from such materials as paper fiber, grass, jute, flax, sisal, cotton, cocoa fiber, and rags.....	3	2	590	6	37	556	—	—	—
16	6 Caskets, coffins, burial cases, and other morticians' goods.....	22	15	386	17	35	302	32	—	—
17	14 Cast-iron pipe and fittings.....	3	—	1,257	3	56	1,180	18	—	—
18	13 Cement.....	6	—	886	10	64	733	45	34	—
19	1 Cheese.....	25	9	165	8	25	120	12	—	—
20	9 Chemicals not elsewhere classified.....	9	—	3,044	9	331	2,129	27	533	15
21	13 Clay products (except pottery), not elsewhere classified.....	5	—	137	1	8	128	—	—	—
22	9 Cleaning and polishing preparations, blackings, and dressings.....	5	5	55	2	10	21	22	—	—
23	9 Compressed and liquefied gases—not made in petroleum refineries or in natural-gasoline plants.....	10	—	102	—	11	64	27	—	—
24	13 Concrete products.....	20	5	433	18	36	338	37	3	1
25	1 Condensed and evaporated milk.....	6	1	314	1	31	258	10	6	8
26	17 Construction and similar machinery (except mining and oil-field machinery and tools).....	4	—	213	10	20	137	39	3	4
27	7 Converted paper products not elsewhere classified.....	3	1	202	5	17	165	15	—	—
28	1 Cooking and other edible fats and oils not elsewhere classified.....	6	—	750	2	105	581	62	—	—
29	6 Cooperage.....	10	8	519	1	30	482	4	2	—
30	3 Cotton broad woven goods.....	5	—	4,423	10	119	4,289	5	—	—
31	9 Cottonseed oil, cake, meal, and linters.....	15	1	1,187	14	99	1,020	47	6	2
32	3 Cotton yarn.....	8	2	2,322	6	80	2,235	1	—	—
33	1 Creamery butter.....	32	16	278	6	50	203	16	8	—
34	4 Curtains, draperies, and bedspreads—made in regular factories or by jobbers engaging contractors.....	6	2	503	6	14	453	20	9	1
35	9 Drugs and medicines (including drug grinding).....	22	6	1,394	36	81	649	612	1	5
36	3 Dyeing and finishing cotton, rayon, silk, and linen textiles.....	6	2	1,845	12	151	1,671	11	—	—
37	16 Electrical appliances.....	4	4	31	—	4	27	—	—	—
38	8 Electrotyping and stereotyping, not done in printing establishments.....	4	1	69	7	13	41	8	—	—
39	8 Engraving (steel, copperplate, and wood); plate printing.....	3	3	14	3	1	10	—	—	—
40	14 Fabricated structural steel and ornamental metal work, made in plants not operated in connection with rolling mills.....	19	7	847	26	89	711	21	—	—
41	9 Fertilizers.....	12	—	718	6	46	593	69	4	—
42	1 Flavoring extracts and flavoring sirups, not elsewhere classified.....	8	4	179	8	16	127	25	—	3
43	1 Flour and other grain-mill products.....	126	155	1,375	50	166	901	251	9	8
44	1 Food preparations not elsewhere classified.....	13	11	168	6	12	115	35	—	—
45	12 Footwear (except rubber).....	14	—	4,985	10	163	4,757	55	—	—
46	8 General commercial (job) printing.....	108	106	1,488	67	177	1,121	122	—	1
47	14 Gray-iron and semisteel castings.....	20	11	744	15	51	671	7	—	—
48	9 Hardwood distillation and charcoal manufacture.....	3	—	648	3	84	530	11	20	—
49	3 Hosiery—full-fashioned.....	22	2	5,018	21	153	4,762	61	20	1
50	3 Hosiery—seamless.....	51	11	11,241	60	384	10,714	54	15	5
51	4 House dresses, uniforms, and aprons—made in inside factories or by jobbers engaging contractors.....	4	2	421	5	12	392	12	—	—
52	4 Housefurnishings (except curtains, draperies, and bedspreads).....	4	2	128	7	10	101	10	—	—
53	6 Household furniture except upholstered.....	25	13	3,035	26	128	2,742	131	8	—
54	1 Ice cream and ices.....	48	39	623	13	64	258	264	3	21
55	1 Ice, manufactured.....	118	40	977	32	80	346	511	2	6
56	12 Industrial leather belting and packing leather.....	3	—	48	11	6	27	4	—	—
57	17 Industrial machinery not elsewhere classified.....	3	2	23	3	2	16	2	—	—
58	9 Insecticides, fungicides, and related industrial and household chemical compounds.....	17	17	310	21	11	168	108	—	2
59	3 Knitted cloth.....	4	—	1,037	7	40	961	4	25	—
60	3 Knitted underwear.....	7	1	4,118	15	178	3,908	17	—	—
61	13 Lime.....	15	6	654	10	40	584	11	3	—
62	8 Lithographing and photo-lithographing (including preparation of stones or plates and dry transfers).....	5	—	105	9	10	72	14	—	—
63	8 Machine and hand typesetting (including advertisement typesetting).....	6	4	59	6	11	42	—	—	—
64	17 Machine-shop products not elsewhere classified.....	10	6	471	7	40	349	75	—	—
65	1 Machine-shop repairs.....	34	47	255	1	26	225	2	—	1
66	1 Malt liquors.....	3	—	253	7	17	143	86	—	—
67	6 Mattresses and bedspreads.....	21	17	779	19	62	638	55	—	5
68	1 Meat packing, wholesale.....	19	10	2,232	33	168	1,524	494	15	8
69	4 Men's and boys' shirts (except work shirts), collars, and nightwear—made in inside factories or by jobbers engaging contractors.....	5	3	1,447	1	28	1,408	8	—	2
70	4 Men's and boys' suits, coats, and overcoats (except work clothing)—made in inside factories or by jobbers engaging contractors.....	9	5	2,548	12	96	2,418	22	—	—
71	13 Minerals and earths, ground or otherwise treated.....	8	—	250	5	16	216	13	—	—

See footnotes at end of table.

THE STATE, BY INDUSTRIES: 1939

and gives statistics for the remaining industries both in combination ("Other Industries") and by industry groups. Certain of the industries for which combined figures are larger values of products than some of those shown separately]

SALARIES AND WAGES							COST OF MATERIALS, SUPPLIES, FUEL, PURCHASED ELECTRIC ENERGY, AND CONTRACT WORK						Value of products	Value added by manu- facture
Total	Salaries of officers of corporations	Manufacturing		Distribu- tion	Con- struction	Other	Total	Materials and sup- plies	Fuel	Purchas- ed elec- tric en- ergy	Contract work			
		Salaries	Wages											
Dollars 150,670,561	Dollars 8,388,027	Dollars 19,435,704	Dollars 109,061,769	Dollars 11,295,049	Dollars 1,379,035	Dollars 510,977	Dollars 407,745,923	Dollars 384,872,373	Dollars 5,114,866	Dollars 11,018,770	Dollars 3,739,914	Dollars 728,087,825	Dollars 320,341,902	
461,865	51,600	94,352	304,568	10,433	912		532,105	495,704	19,940	16,461		1,450,083	917,978	
(5)	(5)	(5)	(5)	(5)	(5)		(5)	(5)	(5)	(5)		(5)	(5)	
130,067	7,864	24,034	82,725	16,044			588,521	568,603	3,479	16,439		942,164	353,643	
577,036	10,000	61,034	432,492	75,689	900	0,321	1,147,302	1,120,245	16,084	10,370		2,809,259	1,661,957	
235,952	43,814	36,204	108,614	47,320			3,108,386	3,064,524	1,325	12,537		3,761,960	653,574	
(5)	(5)	(5)	(5)	(5)	(5)		(5)	(5)	(5)	(5)		(5)	(5)	
41,200	2,400	15,949	22,851	22,851			60,019	4,357			55,662	196,447	136,428	
3,102,320	201,782	327,761	2,294,151	224,920	20,199	33,527	5,929,840	5,666,065	145,881	97,874		12,923,403	6,993,623	
780,121	56,946	63,742	585,081	64,609	8,391	1,392	465,882	107,308	287,123	67,954	3,497	1,640,361	1,174,479	
55,032	3,056	3,140	41,985	6,842			132,230	129,835	438	1,957		201,637	69,407	
850,118	107,579	84,682	410,743	229,062	13,901	4,151	2,143,404	2,101,712	25,222	16,470		3,454,346	1,340,942	
405,346	61,080	57,347	265,982	17,261	3,516		2,185,323	2,148,317	27,093	9,913		2,945,792	760,469	
100,880		10,205	67,318	16,162		7,196	215,154	211,855	1,782	1,317	200	388,886	173,732	
(5)	(5)	(5)	(5)	(5)	(5)	(5)	(5)	(5)	(5)	(5)	(5)	(5)	(5)	
399,491	40,763	57,598	241,013	60,117			768,574	751,894	7,132	8,988	610	1,367,423	598,854	
1,890,117	8,400	122,834	1,221,914	45,969			1,414,869	1,256,314	121,678	36,877		3,324,259	1,909,390	
1,200,118	82,887	174,561	781,745	134,546	26,379		1,690,850	1,452,069	452,069	465,825		5,611,453	3,950,603	
153,646	15,920	29,112	95,661	12,953			1,791,824	1,767,785	16,428	17,611		2,168,840	376,516	
4,177,333	77,476	808,176	2,679,920	80,880	622,872	8,079	9,575,569	7,526,589	865,548	1,183,432		25,639,499	16,063,930	
(5)	(5)	(5)	(5)	(5)	(5)	(5)	(5)	(5)	(5)	(5)	(5)	(5)	(5)	
(5)	(5)	(5)	(5)	(5)	(5)	(5)	(5)	(5)	(5)	(5)	(5)	(5)	(5)	
135,827		21,547	71,748	42,532			171,078	110,783	854	59,411		760,991	589,913	
428,980	71,517	52,290	247,968	52,646	4,115	450	1,008,034	964,578	21,831	21,625		1,845,908	837,874	
320,067	4,800	48,006	250,118	10,135	6,250	6,780	2,941,067	2,874,539	30,972	15,556		3,911,843	970,776	
390,947	102,562	34,317	157,848	94,055	695	1,470	568,486	557,636	1,291	5,559	4,000	1,270,482	701,996	
(5)	(5)	(5)	(5)	(5)	(5)	(5)	(5)	(5)	(5)	(5)	(5)	(5)	(5)	
928,190	56,000	216,831	533,871	121,497			17,353,562	16,941,574	185,533	117,805	108,650	19,787,646	2,434,084	
(5)	(5)	(5)	(5)	(5)	(5)	(5)	(5)	(5)	(5)	(5)	(5)	(5)	(5)	
3,624,392	106,490	279,013	3,234,860	4,029			4,950,184	4,554,479	116,194	279,511		9,708,887	4,758,703	
1,030,961	105,874	190,463	652,719	77,288	3,367	1,250	13,086,673	12,789,588	204,841	92,244		15,390,972	2,304,299	
1,692,644	21,671	127,572	1,542,499	902			3,815,184	3,540,066	18,607	256,511		6,740,718	2,925,534	
208,112	12,300	75,163	154,352	24,812	1,485		3,779,144	3,721,685	17,924	39,535		4,460,670	681,526	
290,938	15,200	16,325	183,410	39,920	5,322	761	683,870	674,435	2,850	6,585		1,222,193	538,323	
1,973,502	196,533	146,910	521,646	1,102,873	1,425	4,415	3,107,062	3,076,601	10,867	19,594		8,056,602	4,949,540	
1,849,422	106,135	309,870	1,406,856	27,361			3,106,041	2,875,124	141,289	89,028		7,169,897	4,063,850	
(5)	(5)	(5)	(5)	(5)	(5)	(5)	(5)	(5)	(5)	(5)	(5)	(5)	(5)	
132,739	25,410	21,357	69,285	10,687			35,910	30,205	2,434	3,277		244,427	208,508	
9,005	2,780	624	5,601				12,453	11,639	258	406	150	33,051	20,598	
1,002,433	138,526	179,829	646,375	37,703			2,218,579	2,176,020	4,007	37,790	1,062	3,980,756	1,761,879	
679,609	27,410	70,066	419,485	148,129	8,160	359	3,278,961	3,219,179	1,056	58,726		5,402,166	2,123,205	
228,175	80,500	25,938	59,046	40,651		2,040	649,715	645,507	1,646	2,562		1,587,015	937,300	
1,369,991	139,716	208,981	611,336	340,982	13,517	0,259	12,670,801	12,454,412	88,364	128,025		16,147,788	3,476,987	
163,470	20,593	19,303	70,102	43,512			889,883	879,583	7,003	3,297		1,266,061	376,178	
4,332,498	83,058	297,283	3,856,872	95,255			10,645,889	10,556,398	16,885	72,656		17,740,737	7,094,848	
1,965,663	205,213	262,769	1,801,642	195,623	416		2,602,557	2,470,820	16,655	46,920	68,162	6,108,462	3,505,905	
733,415	60,021	90,681	574,666	8,147			938,724	826,991	85,656	26,077		2,006,176	1,067,452	
726,703	22,900	165,972	490,227	28,237	18,967		1,118,009	892,138	205,613	20,258		2,094,168	976,179	
5,140,919	123,119	330,845	4,678,557	84,299	16,672	7,927	5,891,763	5,712,148	38,524	105,283	35,808	13,420,065	7,528,322	
7,635,777	298,726	635,015	6,582,785	106,188	9,937	3,126	9,992,603	9,743,721	112,654	134,983	1,345	20,378,878	10,386,275	
273,150	32,200	18,095	199,043	23,812			625,802	620,484	1,281	4,037		1,063,086	437,884	
116,800	10,413	17,417	55,248	33,722			445,284	443,514	876	1,894		651,853	266,569	
2,053,126	199,988	241,532	1,913,331	297,516	759		3,674,338	3,570,793	28,035	73,161	2,331	7,740,655	4,096,217	
707,934	41,331	100,492	199,104	329,627	2,692	34,688	2,012,569	1,908,962	16,552	87,425		4,014,884	2,002,315	
869,719	92,923	117,621	274,645	380,674	1,426	2,630	356,105	141,079	117,369	277,657		2,517,059	1,981,554	
(5)	(5)	(5)	(5)	(5)	(5)	(5)	(5)	(5)	(5)	(5)	(5)	(5)	(5)	
(5)	(5)	(5)	(5)	(5)	(5)	(5)	(5)	(5)	(5)	(5)	(5)	(5)	(5)	
390,665	62,497	10,522	109,801	197,845		1,000	864,895	841,983	14,904	4,322	3,685	1,990,313	1,125,418	
812,087	44,100	74,870	662,772	6,780	23,585		1,941,384	1,850,294	19,607	71,483		3,433,203	1,491,819	
3,132,836	169,857	263,050	2,660,485	39,444			4,356,557	4,211,634	50,416	77,488	20,019	8,622,390	4,202,809	
468,624	61,910	65,177	321,739	17,261	2,537		353,224	158,881	163,942	30,401		1,086,567	733,343	
182,844	31,340	18,718	104,092	28,694			139,826	115,396	1,460	3,481	19,459	420,488	286,602	
97,871	14,960	10,336	66,575				11,599	8,601	911	2,027		171,742	160,143	
590,237	34,492	74,451	378,707	102,587			632,205	593,992	17,400	14,155	6,598	1,464,636	832,431	
330,540	3,500	34,759	289,028	2,299			236,204	219,338	5,504	10,879		880,204	649,940	
376,964	29,299	36,957	189,342	121,366			861,029	320,280	37,803	2,946		1,245,501	884,472	
857,775	146,267	95,004	502,979	106,232		7,293	1,728,860	1,701,322	8,334	19,204		3,341,821	1,612,961	
2,779,864	224,049	324,317	1,451,068	755,773	18,600	5,467	23,173,025	22,956,566	129,178	87,281		28,266,104	5,063,079	
711,232	15,000	56,918	628,018	9,678		1,620	1,514,313	1,502,104	1,297	10,912		2,525,921	1,011,608	
2,165,404	79,370	152,470	1,888,800	44,764			4,457,464	4,420,312	13,021	15,131		9,246,771	4,789,807	
302,633	23,200	24,521	170,991	83,921			426,700	364,501	11,410	50,789		1,441,636		

CENSUS OF MANUFACTURES: 1939

TABLE 8.—GENERAL STATISTICS FOR

Group No.	INDUSTRY	*Number of establishments	*Pro- pri- etors and firm mem- bers	*PERSONS EMPLOYED IN MANUFACTURING ESTABLISHMENTS ¹						
				Total ²	Salaried officers of corpo- rations ²	Manufacturing		Distri- bution	Con- struction	Other
						Salaried employ- ees ²	Wage earners (average for year) ³			
1	13	4	2	117		11	102	4		
2	20	3	2	58	1	4	51	2		
3	13	22	18	1,484	17	103	1,276	62	6	
4	18	3	2	1,148	1	67	1,016	61	3	
5	8	92	87	2,566	43	774	1,325	424	3	
6	8	4	2	14		14				
7	1	98	55	1,641	88	140	610	692	1	10
8	15	3	2	100		7	92	1		
9	9	3	2	326	13	45	203	63		2
10	7	9	3	825	5	79	736	5		
11	7	6								
12	6	14	3	827	10	39	742	26		1
13	20	3	7	9		2	7			
14	9	5	3	436	11	47	375	2	1	
15	8	8	3	259	12	49	158	36	2	2
16	8	14	3	668	17	174	437	40		
17	8	8	1	308	7	266	33	2		
18	5	9	10	72	9	8	48	7		
19	1	86	56	3,711	63	170	3,341	118	3	16
20	14	6	2	182		18	154	7	3	
21	1	3		999	13	137	826	22	1	
22	1	23	22	864	16	116	670	145	5	2
23	7	3	4	9			7	2		
24	9	6		855	6	78	747		24	
25	17	4		11,014	4	1,267	9,190	23	344	184
26	10	4	2	431		22	408	1		
27	11	3	1	89		15	74			
28	12	4	2	38	3	2	31	2		
29	1	9	4	367	9	35	299	24		
30	5	14	7	115	6	8	88	10	3	
31	15	238	230	5,857	77	323	5,178	259	20	
32	20	6	1	75	4	7	46	16		2
33	9	15	8	245	15	24	171	35		
34	20	3	4	29	1	2	20	3		
35	14	5	1	365	7	21	321	16		
36	20	19	3	4,471	38	235	4,000	180	12	
37	9	5	5	18	1	1	12	4		
38	4	6		280	5	20	253	2		
39	17	5	4	746		36	679	27	2	2
40	14	3		35	3	4	25	3		
41	2	3		125	2	9	101	13		
42	6	10	5	1,253	4	86	1,131	29		3
43	1	12	7	870	12	51	789	17	1	
44	14	4	2	67	3	6	47	7		4
45	14	4		1,054	11	40	982	15		
46	6	5	1	239	4	21	208	6		
47	6	10	3	877	15	42	790	15	13	2
48	6	3		272		21	251			
49	17	40	18	2,395	29	154	2,183	29	1	
50	3	3	1	105	6	7	66	26		
51	4	7		1,839	18	65	1,744	12		
52	4	21	10	3,553	20	95	3,354	75	4	5
53	4	3	2	362	4	15	340	3		
54	4	20	2	4,405	8	111	4,261	17		8
		219	96	24,162	215	1,995	21,285	534	105	18
OTHER INDUSTRIES, BY INDUSTRY GROUPS ⁴										
55	1	11	2	328	12	10	229	60	1	7
56	3	18	2	3,441	20	104	3,289	10	12	6
57	4	12	5	1,128	15	32	1,050	30		1
58	6	23	14	1,392	12	80	1,291	7	2	
59	7	13	3	1,166	12	107	1,002	45		
60	8	18	16	1,203	17	352	791	34	9	
61	9	16	12	304	6	37	227	33	1	
62	10	6	1	187	3	23	160	1		
63	12	7	4	508	13	41	442	10		
64	13	16	6	1,546	17	94	1,374	35	25	1
65	14	17	3	3,198	32	221	2,857	87	1	
66	16	7	4	81	3	12	66			
67	17	22	11	1,220	27	96	1,015	79		3
68	19	5	1	81	4	9	68			
69	20	12	5	360	15	28	279	40	4	
70	2	9	3	4,503	3	477	3,975	1	47	
		3	2	1,148	1	67	1,016	61	3	
		1								
		2	2	2,354	3	196	2,154	1		
		1								

*As the figures for number of establishments and for personnel for those industries for which monetary items are withheld are given for the individual industries and are also included in the "Other industries" figures, the sums of the figures are larger than the totals shown for "All industries."

¹ See headnote to table 3 and GENERAL EXPLANATIONS—Persons engaged—general classification.

² Figures do not include data for personnel of central-administrative offices.

SALARIES AND WAGES							COST OF MATERIALS, SUPPLIES, FUEL, PURCHASED ELECTRIC ENERGY, AND CONTRACT WORK							Value added by manufacture	
Total	Salaries of officers of corporations	Manufacturing		Distribution	Construction	Other	Total	Materials and supplies	Fuel	Purchased electric energy	Contract work	Value of products	Value added by manufacture		
		Salaries	Wages												
Dollars 100,258 (5)	Dollars (5)	Dollars 22,553 (5)	Dollars 80,647 (5)	Dollars 5,958 (5)	Dollars (5)	Dollars (5)	Dollars 284,947 (5)	Dollars 279,952 (5)	Dollars 2,687 (5)	Dollars 2,308 (5)	Dollars (5)	Dollars 508,010 (5)	Dollars 223,063 (5)		
1,420,613 (5)	71,170 (5)	147,034 (5)	1,083,084 (5)	111,045 (5)	8,280 (5)	-----	1,453,447 (5)	1,273,405 (5)	71,873 (5)	101,627 (5)	6,542 (5)	4,229,081 (5)	2,775,634 (5)		
4,137,953 (5)	195,001 (5)	1,231,231 (5)	2,004,445 (5)	707,276 (5)	-----	-----	2,479,360 (5)	2,346,792 (5)	26,017 (5)	78,130 (5)	28,421 (5)	10,714,622 (5)	8,235,262 (5)		
17,944 (5)	421,165 (5)	17,944 (5)	682,175 (5)	187,173 (5)	2,500 (5)	13,319 (5)	27,927 (5)	3,820 (5)	26,437 (5)	53,479 (5)	24,107 (5)	10,740,804 (5)	6,221,471 (5)		
826,039 (5)	102,044 (5)	80,054 (5)	208,432 (5)	132,829 (5)	-----	2,080 (5)	2,233,909 (5)	2,211,860 (5)	7,585 (5)	14,464 (5)	-----	3,278,748 (5)	1,044,839 (5)		
583,831 (5)	122,110 (5)	72,173 (5)	682,480 (5)	54,523 (5)	-----	2,545 (5)	2,13,464 (5)	2,101,234 (5)	20,369 (5)	16,881 (5)	-----	3,824,535 (5)	1,887,071 (5)		
7,953 (5)	27,196 (5)	1,806 (5)	50,802 (5)	217,186 (5)	1,800 (5)	-----	19,014 (5)	18,466 (5)	142 (5)	406 (5)	-----	1,450,941 (5)	551,302 (5)		
296,902 (5)	173,415 (5)	53,705 (5)	117,208 (5)	52,508 (5)	1,806 (5)	3,305 (5)	750,294 (5)	880,834 (5)	4,053 (5)	14,132 (5)	-----	1,707,244 (5)	956,950 (5)		
401,947 (5)	62,542 (5)	192,453 (5)	510,777 (5)	71,042 (5)	-----	-----	885,132 (5)	763,472 (5)	10,704 (5)	20,650 (5)	90,806 (5)	2,308,742 (5)	1,423,610 (5)		
-----	-----	-----	-----	-----	-----	-----	-----	-----	-----	-----	-----	-----	-----		
169,814 (5)	31,029 (5)	14,098 (5)	112,225 (5)	12,462 (5)	-----	-----	55,671 (5)	50,241 (5)	813 (5)	3,125 (5)	1,492 (5)	350,333 (5)	294,602 (5)		
3,160,037 (5)	256,124 (5)	280,542 (5)	2,450,984 (5)	156,628 (5)	2,149 (5)	19,665 (5)	7,170,731 (5)	7,050,650 (5)	28,120 (5)	64,709 (5)	27,252 (5)	12,622,280 (5)	5,452,456 (5)		
134,163 (5)	-----	30,742 (5)	93,030 (5)	8,900 (5)	1,485 (5)	-----	1,286,138 (5)	1,276,513 (5)	2,903 (5)	6,722 (5)	-----	1,474,625 (5)	1,458,487 (5)		
1,331,356 (5)	101,640 (5)	239,346 (5)	848,533 (5)	39,412 (5)	2,125 (5)	-----	2,035,128 (5)	1,919,829 (5)	48,399 (5)	66,900 (5)	-----	3,692,661 (5)	1,657,533 (5)		
1,005,307 (5)	93,967 (5)	195,661 (5)	405,491 (5)	300,011 (5)	8,239 (5)	1,338 (5)	9,884,685 (5)	9,805,879 (5)	20,253 (5)	58,453 (5)	-----	13,218,476 (5)	3,338,891 (5)		
7,824 (5)	-----	-----	5,527 (5)	2,297 (5)	-----	-----	66,793 (5)	66,295 (5)	400 (5)	98 (5)	-----	82,305 (5)	15,512 (5)		
1,085,789 (5)	62,052 (5)	191,951 (5)	806,974 (5)	24,812 (5)	-----	-----	4,107,606 (5)	3,684,384 (5)	300,123 (5)	123,099 (5)	-----	7,287,350 (5)	3,149,744 (5)		
16,179,069 (5)	59,117 (5)	2,802,166 (5)	11,606,377 (5)	46,906 (5)	38										

¹ Each of the averages in this column is correct to the nearest unit, despite the fact that the averages for the several industries do not add exactly to the 1939 average for all industries. See GENERAL EXPLANATIONS—Wage earners and wages.

TABLE 9.—GENERAL STATISTICS FOR CITIES HAVING 100,000 OR MORE INHABITANTS, BY INDUSTRIES: 1939

[This table presents, for each city in the State having 100,000 or more inhabitants, separate figures for each industry for which it is possible to publish such figures without disclosing exact or approximate data for individual establishments, and gives statistics for the remaining industries both in combination ("Other industries") and by industry groups. Certain of the industries for which combined figures are given, however, reported larger numbers of wage earners or larger values of products than some of those shown separately. No data for nonmanufacturing personnel, except salaried officers of corporations, are included in this table]

Group No.	INDUSTRY	*Num-ber of estab-lish-ments	*Propri-eters and firm mem-bers	*Sal-aries officers of cor-pora-tions ¹	*Sal-aries employ-ees ¹	*Wage earners (average for year) ²	Salaries of officers of cor-pora-tions ¹	Salaries of employ-ees ¹	Wages	Cost of ma-terials, sup-plies, fuel, purchased electric energy, and contract work	Value of products	Value added by manu-facture ³
CHATTANOOGA												
	All industries, total.....	230	107	253	1,287	17,166	\$1,544,779	\$2,272,398	\$14,993,110	\$41,372,051	\$77,569,596	\$36,197,545
1	Bread and other bakery products (ex-cept biscuit, crackers, and pretzels)...	15	13	7	22	263	20,302	37,531	253,015	685,325	1,550,560	365,235
9	Drugs and medicines (including drug grinding).....	3		14	14	178	(⁴)	(⁴)	(⁴)	(⁴)	(⁴)	(⁴)
14	Fabricated structural steel and orna-mental metal work, made in plants not operated in connection with roll-ing mills.....	3	1	0	8	67	24,080	10,315	66,374	218,037	335,087	116,450
1	Flavoring extracts and flavoring sirups not elsewhere classified.....	3	2	4	11	19	(⁴)	(⁴)	(⁴)	(⁴)	(⁴)	(⁴)
8	General commercial (job) printing.....	17	15	13	13	81	31,640	16,989	102,228	131,558	395,707	264,149
14	Gray-iron and semisteel castings.....	4	1	2	11	140	4,400	24,752	111,933	177,737	452,694	274,957
3	Hosiery—full-fashioned.....	4		7	36	1,513	55,611	81,418	1,662,467	1,775,626	4,063,067	3,187,441
3	Hosiery—seamless.....	7	4	8	86	2,168	49,116	153,923	1,420,077	1,737,219	3,934,193	2,196,974
6	Household furniture except upholstered.	6	2	2	10	608	9,300	40,371	472,912	934,047	1,655,031	720,384
1	Ice cream and ices.....	3			11	22		23,260	22,330	255,078	566,492	310,814
1	Ice, manufactured.....	8	3	5	9	43	16,080	14,471	33,305	56,910	254,414	197,504
17	Machine-shop products not elsewhere classified.....	4	2	3	24	196	(⁴)	(⁴)	(⁴)	(⁴)	(⁴)	(⁴)
17	Machine-shop repairs.....	5	4	1	5	38	(⁴)	(⁴)	(⁴)	(⁴)	(⁴)	(⁴)
6	Mattresses and bedsprings.....	4	2	4	11	98	(⁴)	(⁴)	(⁴)	(⁴)	(⁴)	(⁴)
1	Meat packing, wholesale.....	3	2	4	6	79	(⁴)	(⁴)	(⁴)	(⁴)	(⁴)	(⁴)
8	Newspapers: publishing and printing..	3	1	5	114	190	(⁴)	(⁴)	(⁴)	(⁴)	(⁴)	(⁴)
1	Nonalcoholic beverages.....	8	5	12	13	52	61,748	16,378	47,494	518,579	1,289,400	770,881
7	Paperboard containers and boxes not elsewhere classified.....	3		5	11	381	36,503	24,019	333,614	1,131,805	1,985,557	853,752
5	Planing mills not operated in conjunc-tion with sawmills.....	6	3	7	12	101	19,050	19,638	90,710	160,184	353,278	193,094
14	Power boilers and associated products..	3		5	128	731	(⁴)	(⁴)	(⁴)	(⁴)	(⁴)	(⁴)
14	Stoves, ranges, water heaters, and hot-air furnaces (except electric).....	3		6	34	375	(⁴)	(⁴)	(⁴)	(⁴)	(⁴)	(⁴)
6	Upholstered household furniture.....	4	1	6	19	388	34,840	32,752	290,422	540,553	1,049,495	608,942
6	Wooden boxes except cigar boxes.....	3		5	12	276	51,600	21,635	189,711	393,098	811,443	418,345
	Other industries ⁴	139	58	168	1,005	11,125	1,129,609	1,755,946	9,896,518	32,654,495	57,973,118	25,318,023
OTHER INDUSTRIES, BY INDUSTRY GROUPS ⁵												
1	Food and kindred products.....	22	15	18	94	771	139,776	177,976	678,651	11,028,577	13,696,688	2,608,111
2	Textile-mill products and other fiber manufactures.....	9	3	12	105	2,689	135,910	174,838	2,004,759	4,478,511	8,751,011	4,273,400
4	Apparel and other finished products made from fabrics and similar ma-terials.....	8	7	6	24	523	35,550	28,776	236,021	788,345	1,422,082	633,737
6	Furniture and finished lumber products	10	5	10	31	327	52,076	55,897	308,850	1,147,656	1,963,274	815,618
8	Printing, publishing, and allied indus-tries.....	14	7	15	149	234	75,339	227,823	308,664	465,436	1,697,686	1,232,260
9	Chemicals and allied products.....	12	4	26	39	351	218,448	78,922	314,853	1,970,891	3,634,791	1,663,900
13	Stone, clay, and glass products.....	9	3	11	40	650	60,200	77,140	690,399	1,099,518	2,981,372	1,881,854
14	Iron and steel and their products, except machinery.....	14	1	27	307	3,516	202,664	542,766	3,464,642	5,363,563	12,241,762	6,878,199
15	Nonferrous metals and their products	4	2	3	6	36	12,554	9,106	35,346	65,763	143,888	78,125
17	Machinery (except electrical).....	19	7	19	115	1,006	68,599	206,748	1,045,347	2,453,687	5,135,640	2,681,953
7	Paper and allied products.....	4	1	6	25	235						
12	Leather and leather products.....	3	1	4	36	369						
20	Miscellaneous industries.....	3	2	1	8	27						
5	Lumber and timber basic products.....	2										
10	Products of petroleum and coal.....	1					128,493	175,954	800,486	3,792,548	6,304,024	2,511,476
11	Rubber products.....	1										
16	Electrical machinery.....	2		10	26	391						
19	Transportation equipment, except automobiles.....	2										
KNOXVILLE												
	All industries, total.....	174	85	225	1,021	14,465	\$1,233,270	\$1,655,321	\$11,468,701	\$30,413,252	\$57,667,520	\$27,254,298
1	Bread and other bakery products (ex-cept biscuit, crackers, and pretzels)...	11	4	8	37	432	76,160	51,863	366,604	832,262	1,987,125	1,154,863
13	Concrete products.....	4	1	10	10	105	53,471	18,170	102,488	203,788	481,967	278,199
8	General commercial (job) printing.....	18	23	4	12	78	10,260	11,261	78,772	137,271	395,146	257,875
14	Gray-iron and semisteel castings.....	5	8		2	49		1,716	41,635	34,153	115,235	81,082
6	Household furniture except upholstered.	3	1	4	27	335	(⁴)	(⁴)	(⁴)	(⁴)	(⁴)	(⁴)

See footnotes at end of table.

TENNESSEE

973

TABLE 9.—GENERAL STATISTICS FOR CITIES HAVING 100,000 OR MORE INHABITANTS, BY INDUSTRIES: 1939—
Continued

Group No.	INDUSTRY	*Number of establishments	*Proprietors and firm members	*Salaries of officers of corporations ¹	*Salaries of employees ¹	*Wage earners (average for year) ²	Salaries of officers of corporations ¹	Salaries of employees ¹	Wages	Cost of materials, supplies, fuel, purchased electric energy, and contract work	Value of products	Value added by manufacture ³
KNOXVILLE—Continued												
1	Ice cream and ices.....	5		5	13	34	\$18,435	\$15,712	\$32,022	\$279,717	\$649,590	\$399,873
1	Ice, manufactured.....	6		6	11	29	21,500	19,500	24,983	50,528	282,259	231,731
17	Machine-shop repairs.....	4	8		1	11		(¹)	(¹)	(¹)	(¹)	(¹)
13	Monuments, tombstones, cut-stone, and stone products not elsewhere classified.....	8	4	7	79	953	31,600	115,266	774,813	1,208,407	3,185,736	1,927,329
1	Nonalcoholic beverages.....	7	2	10	10	58	51,097	11,892	35,931	467,232	1,120,029	652,797
5	Planing mills not operated in conjunction with sawmills.....	8	2	16	27	297	47,384	41,205	206,559	820,179	1,348,024	527,845
5	Sawmills, veneer mills, and cooperage-stock mills, including those combined with logging camps and with planing mills.....	6		14	13	313	54,276	32,315	208,250	492,898	1,035,056	542,158
20	Signs, advertising displays, and advertising novelties.....	3		6	3	31	12,309	4,029	47,550	52,714	178,512	128,798
6	Upholstered household furniture.....	3	1	2	10	90		(¹)	(¹)	(¹)	(¹)	(¹)
	Other industries ⁴	93	41	139	804	12,085	856,778	1,332,392	9,649,214	25,834,123	46,940,841	21,106,718
OTHER INDUSTRIES, BY INDUSTRY GROUPS ⁵												
1	Food and kindred products.....	17	9	29	65	648	165,976	98,155	556,952	8,907,519	10,859,851	1,952,832
8	Textile-mill products and other fiber manufactures.....	7		23	245	6,412	202,298	431,081	4,607,173	6,474,441	14,119,143	7,644,702
4	Apparel and other finished products made from fabrics and similar materials.....	8	1	12	71	2,208	73,947	128,978	1,778,209	4,020,689	8,678,266	4,667,567
9	Chemicals and allied products.....	6		6	13	105	27,473	19,565	98,275	500,927	972,230	411,303
13	Stone, clay, and glass products.....	5	3	2	16	501	35,000	29,585	333,887	400,208	1,093,630	653,422
14	Iron and steel and their products, except machinery.....	7	1	17	95	899	97,214	162,351	908,095	2,203,472	3,787,679	1,584,267
17	Machinery (except electrical).....	12	12	14	33	393	128,025	68,430	356,788	999,066	2,069,134	1,070,068
6	Furniture and finished lumber products.....	11	8	11	43	461						
7	Paper and allied products.....	4		4	14	133						
8	Printing, publishing, and allied industries.....	7	3	9	193	204						
20	Miscellaneous industries.....	6	4	5	13	139						
10	Products of petroleum and coal.....	1					126,845	394,247	909,835	2,207,801	5,360,918	3,153,117
12	Leather and leather products.....	1				12						
19	Transportation equipment, except automobiles.....	1										
MEMPHIS												
	All industries, total.....	343	209	222	1,415	13,921	\$1,436,205	\$2,855,045	\$12,383,353	\$34,966,556	\$134,170,454	\$49,183,898
1	Bread and other bakery products (except biscuit, crackers, and pretzels).....	38	35	11	63	799	30,496	113,141	828,082	2,107,637	4,832,775	2,625,138
1	Candy and other confectionery products.....	9	13	2	28	130	7,059	20,664	84,185	395,917	601,011	205,094
4	Canvas products (except bags).....	3	5		1	28		900	27,474	122,050	190,194	68,144
6	Caskets, coffins, burial cases, and other morticians' goods.....	6	5	5	10	72	8,400	14,565	48,333	166,137	276,618	110,481
9	Compressed and liquefied gases—not made in petroleum refineries or in natural-gasoline plants.....	6			6	34		13,676	42,879	99,581	469,338	369,767
13	Concrete products.....	3		1	6	48	4,338	8,020	22,528	146,910	288,986	137,026
6	Cooperage.....	3	1	1	27	468	(¹)	(¹)	(¹)	(¹)	(¹)	(¹)
6	Cottonseed oil, cake, meal, and linters.....	7		9	50	676	90,200	105,316	430,693	9,242,275	10,748,097	1,505,822
1	Creamery butter.....	3	2		1	12		792	10,889	190,517	254,689	64,172
9	Drugs and medicines (including drug grinding).....	7	1	5	48	322	(¹)	(¹)	(¹)	(¹)	(¹)	(¹)
14	Fabricated structural steel and ornamental metal work, made in plants not operated in connection with rolling mills.....	6	3	2	23	220	6,831	51,850	223,793	891,731	1,619,546	727,815
1	Food preparations not elsewhere classified.....	4	5	2	3	13	(¹)	(¹)	(¹)	(¹)	(¹)	(¹)
8	General commercial (job) printing.....	29	25	12	57	231	28,451	84,224	267,481	554,338	1,374,884	820,546
6	Household furniture except upholstered.....	4	3	4	23	659	(¹)	(¹)	(¹)	(¹)	(¹)	(¹)
1	Ice cream and ices.....	10	12	1	10	57	4,800	16,424	38,840	457,517	784,867	327,350
1	Ice, manufactured.....	19	4		9	95		(¹)	(¹)	(¹)	(¹)	(¹)
9	Insecticides, fungicides, and related industrial and household chemical compounds.....	9	9	7	5	95	21,094	11,340	64,093	509,439	1,199,833	660,394
17	Machine-shop repairs.....	6	6	7	37	66	397	5,855	92,572	62,141	272,818	210,877
6	Mattresses and bedsprings.....	5	4	6	47	411	33,488	56,969	297,373	1,080,674	2,131,312	1,050,638
1	Meat packing, wholesale.....	4					(¹)	(¹)	(¹)	(¹)	(¹)	(¹)
18	Motor vehicles, motor-vehicle bodies, parts and accessories.....	3	2	1	67	1,016	(¹)	(¹)	(¹)	(¹)	(¹)	(¹)
8	Newspapers: publishing and printing.....	3	4	4	175	351	(¹)	(¹)	(¹)	(¹)	(¹)	(¹)

See footnotes at end of table.

TABLE 9.—GENERAL STATISTICS FOR CITIES HAVING 100,000 OR MORE INHABITANTS, BY INDUSTRIES: 1939—
Continued

Group No.	INDUSTRY	*Number of establishments	*Proprietors and firm members	*Salaried officers of corporations ¹	*Salaried employees ²	*Wage earners (average for year) ³	Salaries of officers of corporations ¹	Salaries of employees ¹	Wages	Cost of materials, supplies, fuel, purchased electric energy, and contract work	Value of products	Value added by manufacture ⁴
MEMPHIS—Continued												
1	Nonalcoholic beverages	10	1	15	20	187	\$112,203	\$28,891	\$195,289	\$1,054,527	\$2,727,672	\$1,678,145
9	Paints, varnishes, and lacquers	5	3	3	28	124	(¹)	(¹)	(¹)	(¹)	(¹)	(¹)
7	Paperboard containers and boxes not elsewhere classified	3		4	10	131	39,761	17,105	93,380	361,453	673,592	312,139
9	Perfumes, cosmetics, and other toilet preparations	5	3	6	36	139	(¹)	(¹)	(¹)	(¹)	(¹)	(¹)
5	Planing mills not operated in conjunction with sawmills	7		9	21	564	30,592	43,256	430,102	1,184,048	2,187,017	1,003,574
1	Prepared feeds (including mineral) for animals and fowls	7	7	2	73	294	36,440	137,515	191,903	4,699,604	6,046,815	1,346,211
1	Sausages, prepared meats, and other meat products—not made in meat-packing establishments	4	1		5	50		7,329	46,450	944,831	1,108,982	164,151
5	Sawmills, veneer mills, and cooperage—stock mills, including those combined with logging camps and with planing mills	9	3	19	49	1,179	104,678	91,161	767,577	1,283,028	3,142,631	1,858,703
15	Sheet-metal work not specifically classified	3		2	3	26	10,638	4,912	19,360	386,995	490,591	112,596
20	Signs, advertising displays, and advertising novelties	4	2	3		16	5,600		22,949	20,962	81,067	60,105
6	Wood products not elsewhere classified	7	1	4	89	1,064	(¹)	(¹)	(¹)	(¹)	(¹)	(¹)
	Other industries ¹	156	78	111	932	8,609	810,574	2,021,140	8,147,119	59,023,349	92,893,569	33,870,220
OTHER INDUSTRIES, BY INDUSTRY GROUPS ¹												
1	Food and kindred products	45	25	22	128	1,257	129,062	289,538	1,043,854	14,289,042	20,135,429	5,846,387
4	Apparel and other finished products made from fabrics and similar materials	11	3	17	50	692	42,913	72,104	458,873	3,386,358	4,446,248	1,059,890
6	Furniture and finished lumber products	16	7	10	153	2,456	127,534	374,922	2,004,897	5,224,470	9,601,560	4,377,090
9	Chemicals and allied products	26	11	21	154	937	253,078	255,098	737,628	5,415,123	10,838,103	5,422,980
14	Iron and steel and their products, except machinery	9	1	6	29	281	20,950	61,655	280,850	720,229	1,506,574	786,845
17	Machinery (except electrical)	6	1	11	40	261	67,505	81,621	296,659	826,674	1,872,151	1,045,477
20	Miscellaneous industries	9	6	4	3	74	11,894	2,955	54,056	200,758	357,840	157,062
2	Tobacco manufactures	3	1	2	30	387						
7	Paper and allied products	3		4	55	591						
8	Printing, publishing, and allied industries	14	19	8	199	401						
13	Stone, clay, and glass products	3	1		9	71						
18	Automobiles and automobile equipment	3	2	1	67	1,016	157,638	883,277	3,270,296	28,900,695	44,135,664	15,174,969
3	Textile-mill products and other fiber manufactures	1										
10	Products of petroleum and coal	2										
11	Rubber products	1	1	5	15	185						
12	Leather and leather products	2										
15	Nonferrous metals and their products	1										
16	Electrical machinery	1										
NASHVILLE												
	All industries, total	280	164	238	1,482	12,455	\$1,153,424	\$2,411,278	\$10,873,046	\$50,419,248	\$85,360,724	\$34,941,476
1	Blended and prepared flour made from purchased flour	5	1	4	12	77	12,414	18,115	49,733	1,927,096	2,252,920	825,824
1	Bread and other bakery products (except biscuit, crackers, and pretzels)	17	16	4	29	286	11,500	43,682	277,797	693,331	1,397,703	614,372
1	Candy and other confectionery products	5	5	7	10	182	53,300	20,421	134,076	579,340	1,075,882	496,542
6	Caskets, coffins, burial cases, and other morticians' goods	5	3	2	4	66	(¹)	(¹)	(¹)	(¹)	(¹)	(¹)
13	Concrete products	7	1	4	12	145	9,208	18,668	97,534	454,102	759,350	305,278
1	Creamery butter	6			20	69		30,488	58,129	1,450,623	1,706,260	255,676
9	Drugs and medicines (including drug grinding)	5	5	4	5	20	10,190	3,964	13,446	122,215	204,444	82,229
14	Fabricated structural steel and ornamental metal work, made in plants not operated in connection with rolling mills	5	2	8	37	250	74,125	83,687	249,048	783,430	1,464,434	681,004
1	Flour and other grain-mill products	3	1	6	7	44	(¹)	(¹)	(¹)	(¹)	(¹)	(¹)
1	Food preparations not elsewhere classified	3		3	8	62	(¹)	(¹)	(¹)	(¹)	(¹)	(¹)
12	Footwear (except rubber)	4		2	41	1,692	(¹)	(¹)	(¹)	(¹)	(¹)	(¹)
8	General commercial (job) printing	27	21	28	70	474	112,122	112,456	592,899	1,046,742	2,493,966	1,447,224
14	Grey-iron and semisteel castings	3		2	4	31	(¹)	(¹)	(¹)	(¹)	(¹)	(¹)
3	Hosiery—seamless	3	1	6	67	964	(¹)	(¹)	(¹)	(¹)	(¹)	(¹)
1	Ice cream and ices	7	9	2	7	38	8,746	15,874	32,968	394,170	791,204	397,034
1	Ice, manufactured	8	1	5	13	34	21,339	17,298	25,046	81,622	336,014	254,392
17	Machine-shop repairs	8	18	9	60	60		17,849	71,856	107,426	276,118	168,692
6	Mattresses and bedsprings	4	4	5	13	87	18,725	20,399	71,461	267,159	469,074	221,916
1	Meat packing, wholesale	3		6	63	554	(¹)	(¹)	(¹)	(¹)	(¹)	(¹)
1	Nonalcoholic beverages	8		7	26	102	53,676	46,031	76,110	752,480	1,775,731	1,023,251

See footnotes at end of table.

TABLE 9.—GENERAL STATISTICS FOR CITIES HAVING 100,000 OR MORE INHABITANTS, BY INDUSTRIES: 1939—
Continued

Group No.	INDUSTRY	*Num- ber of estab- lish- ments	*Propri- etors and firm mem- bers	*Sala- ried officers of corpo- rations ¹	*Sala- ried employ- ees ¹	*Wage earners (average for year) ¹	Salaries of officers of corpora- tions ¹	Salaries of employ- ees ¹	Wages	Cost of ma- terials, sup- plies, fuel, purchased electric energy, and contract work	Value of products	Value added by manu- facture ²
NASHVILLE—Continued												
7	Paperboard containers and boxes not elsewhere classified.....	3		7	11	137	\$30,846	\$17,599	\$127,948	\$328,824	\$633,874	\$305,050
8	Periodicals: publishing and printing.....	9		15	150	385	59,485	170,628	480,896	839,570	2,146,219	1,306,649
8	Periodicals: publishing without print- ing.....	5		6	255	32	(³)	(³)	(³)	(³)	(³)	(³)
8	Photoengraving, not done in printing establishments (including prepara- tion of plates).....	4	3	5	4	25	15,805	6,657	66,478	32,062	194,575	162,513
5	Planing mills not operated in con- junction with sawmills.....	11	5	6	14	195	16,299	22,839	153,936	342,912	743,865	400,953
1	Prepared feeds (including mineral) for animals and fowls.....	4	1	5	30	128	24,997	44,130	118,975	3,167,643	4,495,411	1,327,768
5	Sawmills, veneer mills, and cooperage- stock mills, including those combined with logging camps and with plan- ing mills.....	4	4	3	15	152	25,200	20,882	78,934	130,747	321,159	190,412
14	Stoves, ranges, water heaters, and hot- air furnaces (except electric).....	5	3	3	35	1,050	(³)	(³)	(³)	(³)	(³)	(³)
2	Tobacco (chewing and smoking) and snuff.....	3		1	43	421	(³)	(³)	(³)	(³)	(³)	(³)
4	Work shirts.....	5	2	2	9	572	17,300	9,840	305,500	1,681,680	2,932,991	1,251,341
	Other industries ⁴	128	66	117	966	9,037	575,237	1,670,371	7,790,809	35,236,074	58,959,461	23,723,387
OTHER INDUSTRIES, BY INDUSTRY GROUPS ⁵												
1	Food and kindred products.....	22	4	24	111	1,064	87,706	210,402	983,055	12,044,413	15,092,256	3,047,543
3	Textile-mill products and other fiber manufactures.....	6	1	10	94	1,776	64,482	153,893	1,354,521	1,862,192	4,072,533	2,240,341
4	Apparel and other finished products made from fabrics and similar materials.....	8	8	3	31	720	22,806	49,536	542,151	7,530,860	10,827,099	3,296,539
6	Furniture and finished lumber prod- ucts.....	12	8	5	31	535	37,229	63,637	428,211	739,880	1,631,440	891,500
8	Printing, publishing, and allied in- dustries.....	19	11	24	462	446	112,231	684,370	767,419	1,262,333	5,337,275	4,074,942
9	Chemicals and allied products.....	11	4	13	56	590	53,959	123,863	582,664	2,774,437	5,250,843	2,478,406
13	Stone, clay, and glass products.....	4	3	5	0	88	9,570	6,871	90,913	59,946	185,433	125,487
17	Machinery (except electrical).....	4	4		4	20	2,960	2,960	24,166	37,252	115,268	75,016
20	Miscellaneous industries.....	13	6	14	34	226	58,902	37,663	200,797	343,570	824,886	451,316
2	Tobacco manufactures.....	3		1	43	421						
12	Leather and leather products.....	6	5	3	43	1,738						
14	Iron and steel and their products, ex- cept machinery.....	9	2	8	58	1,326						
16	Electrical machinery.....	5	4	0	11	72	128,328	337,176	2,826,278	8,581,191	15,621,828	7,040,037
7	Paper and allied products.....	2										
10	Products of petroleum and coal.....	1	5	1	2	15						
11	Rubber products.....	2										
15	Nonferrous metals and their products.....	1										

*As the figures for number of establishments and for personnel for those industries for which monetary items are withheld are given for the individual industries and are also included in the "Other industries" figures, the sums of the figures are larger than the totals shown for "All industries," for the cities.

¹ Figures do not include data for personnel of central-administrative offices.

² Each of the averages in this column is correct to the nearest unit, despite the fact that the averages for the several industries do not add exactly to the 1939 average for all industries. See GENERAL EXPLANATIONS—Wage earners and wages.

³ Value of products less cost of materials, supplies, fuel, purchased electric energy, and contract work. See GENERAL EXPLANATIONS—Value added by manufacture.

⁴ Figures omitted have been withheld to avoid disclosing exact or approximate data for individual establishments; they are included in the "Other industries" figures.

⁵ For numbers of establishments and of wage earners in individual industries, see table 11.

CENSUS OF MANUFACTURES: 1939

TABLE 10.—NUMBER OF ESTABLISHMENTS, BY INDUSTRY GROUPS, BY COUNTIES: 1939

COUNTY	Total	INDUSTRY GROUP																			
		1	2	3	4	5	6	7	8	9	10	11	12	13	14	15	16	17	18	19	20
The State.....	2,289	741	11	128	94	326	156	33	267	131	6	5	30	108	93	15	11	77	3	5	49
Anderson.....	8	2		2		2	1		1												
Bedford.....	28	10		5	2	1	1		2				2				1				4
Benton.....	1	1				1															
Bledsoe.....	1	1																			
Blount.....	26	9		1		7	1		2					2	1	2		1			
Bradley.....	38	9			10	1	7	3	3	1					4			1			
Campbell.....	11	1			3	2			2	2											
Cannon.....	4	3							1												
Carroll.....	14	6				4			3					1							
Carter.....	12	3		2			2		2	2				1							
Cheatham.....	1																				
Chester.....	4	1				2			1						1						
Claborn.....	2								2												
Clay.....	1					1															
Cocks.....	9	3		2		1				1			1		1						
Coffee.....	22	5			5	2	1	1	2				2	2							2
Crockett.....	3	1				1			1												
Cumberland.....	6			1		1	1		1					1							
Davidson.....	314	95	3	8	13	17	17	7	60	24	1	2	6	10	14	1	5	12			13
Decatur.....	1				1																
De Kalb.....	4	2				1			1												
Dickson.....	17	6			2	7	1							1							
Dyer.....	25	10		1	1	5			2	1				2				2			1
Fayette.....	3	1			1				1												
Fentress.....	10					10															
Franklin.....	21	9			2	4			2	1				1	2						
Gibson.....	27	8		2	1	2			4					1	3						
Giles.....	18	11			1		2		1	1				1	1						
Granger.....	5			1		4															
Greene.....	26	13		2		3	1		5	1										1	
Grundy.....	4	2				2															
Hamblen.....	19	9																			
Hamilton.....	261	62		24	8	9	22	8	33	15	1	1	1	15	27	4	3	20		1	4
Hardeman.....	6					4			1												
Hardin.....	16	1				14	1														
Hawkins.....	7	4				1			1												
Haywood.....	8	3				3			1					1							
Henderson.....	4	2			1	1															
Henry.....	16	6			1	3			2	2				2							
Hickman.....	3	1							1												
Houston.....	10	1			1	7															
Humphreys.....	7	4			1	2								1							
Jackson.....	1				1																
Jefferson.....	8	7																			
Johnson.....	3					2															
Knox.....	190	48		8	8	14	13	4	27	7	1		1	24	12	1		12		1	9
Lake.....	3	1				1				1											
Lauderdale.....	11	6				3	1		1												
Lawrence.....	18	6			1	6	2		2												
Lewis.....	2					2															
Lincoln.....	16	9		1	1	1	1		2												
Loudon.....	23	7				6			1						2						
McMinn.....	32	9		10		6	3	1	1							1					
McNairy.....	4	1				2															
Macon.....	1					1			1												
Madison.....	50	20		1		10	8		4	2				1	1			2			1
Marion.....	8	1		1		1	1		1					1	2						
Marshall.....	13	7							2												
Martinsville.....	37	19		1	4		1		3	3				2			1	8			2
Melroe.....	3	1		1		1															
Monroe.....	12	8		2		2															
Montgomery.....	29	9	2		3	3	2		3	1			2	1	2			1			
Morgan.....	6					6															
Obion.....	19	12			2	1			2					1	1						
Overton.....	8	3				5															
Pickett.....	4					4															
Polk.....	6			1	1	2	1														
Putnam.....	23	9		1	1	6	3		1	1				1			1				
Rhea.....	21	6		5	1	8															
Roane.....	18	3		5		3		2	1	1					1	1		1			
Robertson.....	21	9		1		6	2		2												
Rutherford.....	25	16		2		3			3												
Scott.....	18			1		15			1												
Squatchie.....	3	1				2															
Sevier.....	10	5		1		2															
Shelby.....	378	135	3	4	14	19	34	7	43	52	3	2	2	9	17	5	1	12	3		13
Smith.....	5	1	1			1			1	1											
Stewart.....	1					1															
Sullivan.....	56	15		6	5	3	4	3	7	5			1	4	1			2			
Sumner.....	17	8	1			2	2		2				2								
Tipton.....	6	2		1		2			1												
Trousdale.....	2	1	1																		
Union.....	9	1			1	3			2					2							
Union.....	1					1															
Warren.....	27	7		1	1	10	4		1	1			1	1							
Washington.....	50	21		3		13	3		4					2				2			
Wayne.....	7					5															
Weakley.....	20	8			1	3	2		5	1											
White.....	13	3			2	4	1														
Williamson.....	10	4			1	1			2					3	1						
Wilson.....	19	8		1	2	3	2		2					1							

TABLE 11.—INDUSTRIES IN "OTHER INDUSTRIES" GROUPS—NUMBER OF ESTABLISHMENTS AND NUMBER OF WAGE EARNERS, FOR THE STATE AND FOR CHATTANOOGA, KNOXVILLE, MEMPHIS, AND NASHVILLE: 1939

[In order to avoid disclosing data for individual establishments, wage-earner figures for industries represented by fewer than 3 establishments are withheld]

Group No. 1	TITLE	Number of establishments	Wage earners	Group No. 1	TITLE	Number of establishments	Wage earners
STATE OF TENNESSEE				STATE OF TENNESSEE—Continued			
1	Baking powder, yeast, and other leavening compounds.....	1	-----	10	Oven coke and coke-oven byproducts.....	1	-----
	Chewing gum.....	1	-----		Paving blocks and paving mixtures: asphalt, creosoted wood, and composition.....	1	-----
	Custom slaughtering, wholesale.....	2	-----		Petroleum refining.....	1	-----
	Macaroni, spaghetti, vermicelli, and noodles.....	1	-----		Roofing, built-up and roll; asphalt shingles; roof coating (except paint).....	3	74
	Pickled fruits and vegetables and vegetable sauces and seasonings.....	1	-----	11	Tires and inner tubes.....	1	-----
	Rice cleaning and polishing.....	1	-----	12	Boot and shoe cut stock and findings.....	1	-----
	Salad dressings.....	2	-----		Industrial leather belting and packing leather.....	3	27
	Special dairy products.....	2	-----		Leather: tanned, curried, and finished—regular factories or jobbers engaging contractors.....	3	376
2	Cigars.....	1	-----	13	Clay products (except pottery) not elsewhere classified.....	5	128
3	Battling, padding, and wadding; upholstery filling.....	1	-----		Flat glass.....	1	-----
	Carpets, rugs, and mats made from such materials as paper fiber, grass, jute, flax, sisal, cotton, cocoa fiber, and rags.....	3	550		Glass containers.....	1	-----
	Cordage and twine.....	2	-----		Mineral wool.....	2	-----
	Cotton thread.....	2	-----		Nonclay refractories.....	1	-----
	Finishing of men's and boys' hats of fur-felt, wool-felt, and straw.....	1	-----		Porcelain electrical supplies.....	1	-----
	Processed waste and recovered wool fibers—regular factories or jobbers engaging contractors.....	1	-----		Pottery products not elsewhere classified.....	2	-----
	Rayon broad woven goods—contract factories.....	1	-----		Sewer pipe and kindred products.....	1	-----
	Rayon broad woven goods—regular factories or jobbers engaging contractors.....	2	-----		Tableware, pressed or blown glass, and glassware not elsewhere classified.....	1	-----
	Rayon narrow fabrics.....	1	-----		Whiteware.....	1	-----
	Silk broad woven goods—regular factories or jobbers engaging contractors.....	1	-----	14	Blast-furnace products.....	1	-----
	Silk throwing and spinning—contract factories.....	2	-----		Cutlery (except aluminum, silver, and plated cutlery) and edge tools.....	1	-----
	Silk yarn and thread, spun or thrown—regular factories or jobbers engaging contractors.....	1	-----		Doors, window sash, frames, molding, and trim (made of metal).....	1	-----
4	Children's dresses—made in inside factories or by jobbers engaging contractors.....	1	-----		ENAMELED-IRON sanitary ware and other plumbers' supplies (not including pipe and vitreous and semi-vitreous china sanitary ware).....	1	-----
	Men's and boys' hats and caps (except felt and straw).....	1	-----		Forgings, iron and steel—made in plants not operated in connection with rolling mills.....	1	-----
	Men's and boys' shirts (except work shirts), collars, and nightwear—made in contract factories.....	1	-----		Hardware not elsewhere classified.....	2	-----
	Men's and boys' suits, coats, and overcoats (except work clothing)—made in contract factories.....	1	-----		Saws.....	1	-----
	Men's and boys' underwear—made in inside factories or by jobbers engaging contractors.....	1	-----		Steam fittings, regardless of material.....	1	-----
	Trimnings (not made in textile mills), stamped art goods, and art needlework—made in regular factories or by jobbers engaging contractors.....	1	-----		Steel castings.....	2	-----
	Trousers (semidress), wash suits, and washable service apparel.....	1	-----		Steel works and rolling mills.....	1	-----
	Women's and misses' dresses (except house dresses)—made in inside factories or by jobbers engaging contractors.....	1	-----		Tin cans and other tinware not elsewhere classified.....	3	101
	Women's, children's, and infants' underwear and nightwear of knitted fabrics.....	1	-----		Tools (except edge tools, machine tools, files, and saws).....	2	-----
	Work gloves and mittens: cloth, cloth and leather combined.....	3	340	15	Aluminum products (including rolling and drawing and extruding), not elsewhere classified.....	1	-----
5	Logging camps and logging contractors (not operating sawmills).....	1	-----		Electroplating, plating, and polishing.....	1	-----
	Plywood mills.....	1	-----		Nonferrous-metal foundries (except aluminum).....	3	92
6	Baskets for fruits and vegetables.....	3	114		Nonferrous-metal products not elsewhere classified.....	1	-----
	Cooperage.....	10	482		Primary smelting and refining of nonferrous metals.....	2	-----
	Excelsior.....	1	-----		Secondary smelting and refining of nonferrous metals not elsewhere classified.....	1	-----
	Mirror frames and picture frames.....	1	-----	16	Carbon products for the electrical industry, and manufactures of carbon or artificial graphite.....	1	-----
	Office furniture.....	1	-----		Electrical appliances.....	4	27
	Public-building furniture.....	1	-----		Wiring devices and supplies.....	1	-----
	Window and door screens and weather strip.....	1	-----		X-ray and therapeutic apparatus and electronic tubes.....	1	-----
	Window shades.....	1	-----	17	Blowers; exhaust and ventilating fans.....	1	-----
	Wood preserving.....	3	251		Elevators, escalators, and conveyors.....	2	-----
7	Coated and glazed paper.....	1	-----		Food-products machinery.....	2	-----
	Converted paper products not elsewhere classified.....	3	165		Industrial machinery not elsewhere classified.....	3	16
	Envelopes.....	1	-----		Machine-tool and other metalworking-machinery accessories, metal-cutting and shaping tools, and machinists' precision tools.....	1	-----
	Fiber cans, tubes, and similar products.....	1	-----		Mechanical power-transmission equipment.....	1	-----
	Paper and paperboard mills.....	6	736		Mining machinery and equipment.....	1	-----
	Paper bags, except those made in paper mills.....	1	-----		Oil-field machinery and tools.....	1	-----
8	Bookbinding and related industries.....	6	666		Printing-trades machinery and equipment.....	1	-----
	Books: printing without publishing.....	3	70		Pumping equipment and air compressors.....	2	-----
	Books: publishing and printing.....	1	-----		Refrigerators, domestic (mechanical and absorption), refrigeration machinery and equipment, and complete air-conditioning units.....	4	408
	Periodicals: publishing without printing.....	8	33		Woodworking machinery.....	3	66
9	Cleaning and polishing preparations, blackings, and dressings.....	5	21	18	Motor vehicles, motor-vehicle bodies, parts and accessories.....	3	1,016
	Coal-tar products, crude and intermediate.....	1	-----	19	Aircraft and parts, including aircraft engines.....	1	-----
	Colors and pigments.....	2	-----		Cars and car equipment—railroad, street, and rapid-transit.....	1	-----
	Explosives.....	1	-----		Transportation equipment not elsewhere classified.....	3	60
	Lubricating oils and greases—not made in petroleum refineries.....	1	-----	20	Buttons.....	1	-----
	Printing ink.....	2	-----		Carbon paper and inked ribbons.....	1	-----
	Soap and glycerin.....	3	20		Costume jewelry and costume novelties (jewelry other than fine jewelry).....	1	-----
	Soybean oil, cake, and meal.....	1	-----		Fabricated plastic products not elsewhere classified.....	1	-----
					Games and toys (except dolls and children's vehicles).....	2	-----
					Hand stamps, stencils, and brands.....	1	-----
					Miscellaneous fabricated products not elsewhere classified.....	3	51
					Models and patterns (except paper patterns).....	1	-----
					Surgical and medical instruments.....	1	-----

See footnote at end of table.

TABLE 11.—INDUSTRIES IN "OTHER INDUSTRIES" GROUPS—NUMBER OF ESTABLISHMENTS AND NUMBER OF WAGE EARNERS, FOR THE STATE AND FOR CHATTANOOGA, KNOXVILLE, MEMPHIS, AND NASHVILLE: 1939—Continued

Group No.¹	TITLE	Number of establishments	Wage earners	Group No.¹	TITLE	Number of establishments	Wage earners
CITY OF CHATTANOOGA				CITY OF CHATTANOOGA—Continued			
1	Baking powder, yeast, and other leavening compounds.....	1	-----	14	Cast-iron pipe and fittings.....	2	-----
	Biscuit, crackers, and pretzels.....	2	-----		Enameled-iron sanitary ware and other plumbers' supplies (not including pipe and vitreous and semi-vitreous china sanitary ware).....	1	-----
	Candy and other confectionery products.....	2	-----		Hardware not elsewhere classified.....	1	-----
	Cooking and other edible fats and oils not elsewhere classified.....	2	-----		Power boilers and associated products.....	8	731
	Creamery butter.....	1	-----		Saws.....	1	-----
	Flavoring extracts and flavoring sirups not elsewhere classified.....	3	19		Steel castings.....	1	-----
	Flour and other grain-mill products.....	2	-----		Stoves, ranges, water heaters, and hot-air furnaces (except electric).....	3	375
	Food preparations, not elsewhere classified.....	2	-----		Tools (except edge tools, machine tools, files, and saws).....	1	-----
	Malt liquors.....	1	-----		Wirework not elsewhere classified.....	1	-----
	Meat packing, wholesale.....	3	79	15	Nonferrous-metal foundries (except aluminum).....	2	-----
	Preserves, jams, jellies, and fruit butters.....	1	-----		Nonferrous-metal products not elsewhere classified.....	1	-----
	Sausages, prepared meats, and other meat products—made in meat-packing establishments.....	2	-----		Sheet-metal work not specifically classified.....	1	-----
3	Carpets, rugs, and mats made from such materials as paper fiber, grass, jute, flax, sisal, cotton, cocoa fiber, and rags.....	1	-----	16	Electrical appliances.....	1	-----
	Cotton thread.....	1	-----		Wiring devices and supplies.....	1	-----
	Dyeing and finishing cotton, rayon, silk, and linen textiles.....	4	990	17	Agricultural machinery (except tractors).....	1	-----
	Knitted underwear.....	2	-----		Construction and similar machinery (except mining and oil-field machinery and tools).....	1	-----
	Silk yarn and thread, spun or thrown—regular factories or jobbers engaging contractors.....	1	-----		Elevators, escalators, and conveyors.....	1	-----
4	Canvas products (except bags).....	2	-----		Food-products machinery.....	1	-----
	Curtains, draperies, and bedspreads—made in regular factories or by jobbers engaging contractors.....	2	-----		Industrial machinery, not elsewhere classified.....	4	196
	House dresses, uniforms, and aprons—made in inside factories or by jobbers engaging contractors.....	1	-----		Machine-shop products, not elsewhere classified.....	5	38
	Men's and boys' shirts (except work shirts), collars, and nightwear—made in inside factories or by jobbers engaging contractors.....	1	-----		Machine-shop repairs.....	1	-----
	Men's and boys' suits, coats, and overcoats (except work clothing)—made in inside factories or by jobbers engaging contractors.....	1	-----		Oil-field machinery and tools.....	1	-----
	Work clothing (except work shirts), sport garments (except leather), and other men's and boys' apparel, not elsewhere classified.....	1	-----		Refrigerators, domestic (mechanical and absorption), refrigeration machinery and equipment, and complete air-conditioning units.....	2	-----
5	Sawmills, veneer mills, and cooperage-stock mills, including those combined with logging camps and with planing mills.....	2	-----		Textile machinery.....	1	-----
					Woodworking machinery.....	1	-----
6	Caskets, coffins, burial cases, and other morticians' goods.....	1	-----	19	Cars and car equipment—railroad, street, and rapid-transit.....	1	-----
	Mattresses and bedsprings.....	4	98		Transportation equipment not elsewhere classified.....	1	-----
	Mirror frames and picture frames.....	1	-----	20	Models and patterns (except paper patterns).....	1	-----
	Wood preserving.....	2	-----		Sporting and athletic goods not elsewhere classified.....	2	-----
	Wood products not elsewhere classified.....	2	-----	CITY OF KNOXVILLE			
7	Converted paper products not elsewhere classified.....	1	-----	1	Biscuit, crackers, and pretzels.....	1	-----
	Fiber cans, tubes, and similar products.....	1	-----		Chewing gum.....	1	-----
	Paper and paperboard mills.....	1	-----		Creamery butter.....	1	-----
	Pulp mills.....	1	-----		Custom slaughtering, wholesale.....	1	-----
8	Bookbinding and related industries.....	1	-----		Flavoring extracts and flavoring sirups not elsewhere classified.....	1	-----
	Books: printing without publishing.....	1	-----		Flour and other grain-mill products.....	2	-----
	Books: publishing without printing.....	1	-----		Food preparations, not elsewhere classified.....	2	-----
	Electrotyping and stereotyping, not done in printing establishments.....	1	-----		Meat packing, wholesale.....	2	-----
	Engraving (steel, copperplate, and wood); plate printing.....	2	-----		Poultry dressing and packing, wholesale.....	1	-----
	Lithographing and photo-lithographing (including preparation of stones or plates and dry transfers).....	1	-----		Prepared feeds (including mineral) for animals and fowls.....	2	-----
	Machine and hand typesetting (including advertisement typesetting).....	2	-----		Sausages, prepared meats, and other meat products—made in meat-packing establishments.....	2	-----
	Newspapers: publishing and printing.....	3	190		Vinegar and cider.....	1	-----
	Periodicals: publishing without printing.....	1	-----	3	Cotton broad woven goods.....	2	-----
	Photoengraving, not done in printing establishments (including preparation of plates).....	1	-----		Hosiery—seamless.....	2	-----
9	Chemicals not elsewhere classified.....	1	-----		Knitted underwear.....	2	-----
	Coal-tar products, crude and intermediate.....	1	-----		Woolen and worsted manufactures—regular factories or jobbers engaging contractors.....	1	-----
	Colors and pigments.....	2	-----	4	Canvas products (except bags).....	1	-----
	Compressed and liquefied gases—not made in petroleum refineries or in natural-gasoline plants.....	2	-----		Curtains, draperies, and bedspreads—made in regular factories or by jobbers engaging contractors.....	1	-----
	Drugs and medicines (including drug grinding).....	3	178		Men's and boys' suits, coats, and overcoats (except work clothing)—made in contract factories.....	1	-----
	Insecticides, fungicides, and related industrial and household chemical compounds.....	1	-----		Men's and boys' suits, coats, and overcoats (except work clothing)—made in inside factories or by jobbers engaging contractors.....	2	-----
	Paints, varnishes, and lacquers.....	1	-----		Work clothing (except work shirts), sport garments (except leather), and other men's and boys' apparel, not elsewhere classified.....	2	-----
	Tanning materials, natural dyestuffs, mordants, assistants, and sizes.....	1	-----		Work gloves and mittens: cloth, cloth and leather combined.....	1	-----
10	Oven coke and coke-oven byproducts.....	1	-----	6	Caskets, coffins, burial cases, and other morticians' goods.....	1	-----
11	Rubber products not elsewhere classified.....	1	-----		Household furniture, except upholstered.....	2	335
12	Leather: tanned, curried, and finished—regular factories or jobbers engaging contractors.....	1	-----		Mattresses and bedsprings.....	3	-----
	Saddlery, harness, and whips.....	2	-----		Partitions, shelving, cabinet work, and office and store fixtures.....	2	-----
13	Brick and hollow structural tile.....	2	-----		Upholstered household furniture.....	3	90
	Concrete products.....	2	-----	7	Paper and paperboard mills.....	1	-----
	Glass containers.....	1	-----		Paperboard containers and boxes not elsewhere classified.....	2	-----
	Mirrors and other glass products made of purchased glass.....	1	-----		Pulp mills.....	1	-----
	Monuments, tombstones, cut-stone, and stone products not elsewhere classified.....	2	-----	8	Books: publishing without printing.....	1	-----
	Sewer pipe and kindred products.....	1	-----		Machine and hand typesetting (including advertisement typesetting).....	1	-----
					Newspapers: publishing and printing.....	2	-----
					Periodicals: publishing and printing.....	1	-----
					Photoengraving, not done in printing establishments (including preparation of plates).....	2	-----

See footnote at end of table.

TABLE 11.—INDUSTRIES IN "OTHER INDUSTRIES" GROUPS—NUMBER OF ESTABLISHMENTS AND NUMBER OF WAGE EARNERS, FOR THE STATE AND FOR CHATTANOOGA, KNOXVILLE, MEMPHIS, AND NASHVILLE: 1939—Continued

Group No.	TITLE	Number of establishments	Wage earners	Group No.	TITLE	Number of establishments	Wage earners
CITY OF KNOXVILLE—Continued				CITY OF MEMPHIS—Continued			
9	Chemicals not elsewhere classified	1		8	Bookbinding and related industries	2	
	Drugs and medicines (including drug grinding)	1			Books: publishing without printing	1	
	Fertilizers	1			Electrotyping and stereotyping, not done in printing establishments	1	
	Insecticides, fungicides, and related industrial and household chemical compounds	1			Lithographing and photo-lithographing (including preparation of stones or plates and dry transfers)	1	
	Tanning materials, natural dyestuffs, mordants, assistants, and sizes	2			Machine and hand typesetting (including advertisement typesetting)	1	
10	Paving blocks and paving mixtures: asphalt, creosoted wood, and composition	1			Newspapers: publishing and printing	3	851
12	Industrial leather belting and packing leather	1			Periodicals: publishing and printing	1	
13	Brick and hollow structural tile	2			Periodicals: publishing without printing	2	
	Lime	1			Photengraving, not done in printing establishments (including preparation of plates)	2	
	Mirrors and other glass products made of purchased glass	1		9	Cleaning and polishing preparatious, blackings, and dressings	4	
	Porcelain electrical supplies	1			Drugs and medicines (including drug grinding)	7	322
14	Fabricated structural steel and ornamental metal work, made in plants not operated in connection with rolling mills	2			Fertilizers	1	
	Steam fittings, regardless of material	1			Hardwood distillation and charcoal manufacture	1	
	Steel works and rolling mills	1			Lubricating oils and greases—not made in petroleum refineries	1	
	Stoves, ranges, water heaters, and hot-air furnaces (except electric)	1			Paints, varnishes, and lacquers	5	121
	Tin cans and other tinware not elsewhere classified	1			Perfumes, cosmetics, and other toilet preparations	5	139
	Wirework not elsewhere classified	1			Printing ink	1	
17	Construction and similar machinery (except mining and oil-field machinery and tools)	3			Soybean oil, cake, and meal	1	
	Food-products machinery	1		10	Petroleum refining	1	
	Industrial machinery not elsewhere classified	1			Roofing, built-up and roll; asphalt shingles; roof coating (except paint)	1	
	Machine-shop products not elsewhere classified	1		11	Rubber products not elsewhere classified	1	
	Machine-shop repairs	4	11	12	Industrial leather belting and packing leather	1	
	Mining machinery and equipment	1			Saddlery, harness, and whips	1	
	Refrigerators, domestic (mechanical and absorption), refrigeration machinery and equipment, and complete air-conditioning units	1		13	Mirrors and other glass products made of purchased glass	2	
19	Aircraft and parts, including aircraft engines	1			Monuments, tombstones, cut-stone, and stone products not elsewhere classified	1	
20	Brooms	2		14	Doors, window sash, frames, molding, and trim (made of metal)	1	
	Buttons	1			Gray-iron and semisteel castings	1	
	Fabricated plastic products not elsewhere classified	1			Power boilers and associated products	2	
	Miscellaneous fabricated products not elsewhere classified	1			Stoves, ranges, water heaters, and hot-air furnaces (except electric)	1	
	Surgical supplies and equipment not elsewhere classified; orthopedic appliances	1			Tin cans and other tinware not elsewhere classified	1	
CITY OF MEMPHIS					Tools (except edge tools, machine tools, files, and saws)	1	
1	Biscuit, crackers, and pretzels	2			Wirework not elsewhere classified	2	
	Blended and prepared flour made from purchased flour	2		15	Electroplating, plating, and polishing	1	
	Cooking and other edible fats and oils not elsewhere classified	2		16	Batteries, storage and primary (dry and wet)	1	
	Custom slaughtering, wholesale	1		17	Blowers; exhaust and ventilating fans	1	
	Flavoring extracts and flavoring sirups not elsewhere classified	3	100		Elevators, escalators, and conveyors	1	
	Flour and other grain-mill products	1			Machine-shop products, not elsewhere classified	2	
	Food preparations not elsewhere classified	4	13		Pumping equipment and air compressors	1	
	Ice, manufactured	19	95		Refrigerators, domestic (mechanical and absorption), refrigeration machinery and equipment, and complete air-conditioning units	1	
	Macaroni, spaghetti, vermicelli, and noodles	1		18	Motor vehicles, motor-vehicle bodies, parts and accessories	3	1,016
	Malt liquors	1		20	Brooms	2	
	Meat packing, wholesale	4	411		Carbon paper and inked ribbons	1	
	Pickled fruits and vegetables and vegetable sauces and seasonings	1			Costume jewelry and costume novelties (jewelry other than fine jewelry)	1	
	Poultry dressing and packing, wholesale	1			Games and toys (except dolls and children's vehicles)	1	
	Salad dressings	1			Hand stamps, stencils, and brands	1	
	Vinegar and cider	2			Surgical supplies and equipment not elsewhere classified; orthopedic appliances	3	10
2	Cigars	1		CITY OF NASHVILLE			
	Tobacco (chewing and smoking) and snuff	2		1	Biscuit, crackers, and pretzels	1	
3	Batting, padding, and wadding; upholstery filling	1			Canned and dried fruits and vegetables (including canned soups)	1	
4	Curtains, draperies, and bedspreads—made in regular factories or by jobbers engaging contractors	1			Condensed and evaporated milk	1	
	House dresses, uniforms, and aprons—made in inside factories or by jobbers engaging contractors	1			Flavoring extracts and flavoring sirups, not elsewhere classified	3	
	House furnishings (except curtains, draperies, and bedspreads)	3			Flour and other grain-mill products	1	44
	Men's and boys' hats and caps (except felt and straw)	1			Food preparations, not elsewhere classified	3	62
	Textile bags—not made in textile mills	3	365		Malt liquors	1	
	Trimmings (not made in textile mills), stamped art goods, and art needlework—made in regular factories or by jobbers engaging contractors	1			Meat packing, wholesale	2	554
	Work clothing (except work shirts), sport garments (except leather), and other men's and boys' apparel, not elsewhere classified	1			Poultry dressing and packing, wholesale	3	
6	Cooperage	3	468		Preserves, jams, jellies, and fruit butters	1	
	Household furniture, except upholstered	4	659		Salad dressings	1	
	Upholstered household furniture	1			Sausages, prepared meats, and other meat products—not made in meat-packing establishments	2	
	Window and door screens and weather strip	1			Special dairy products	1	
	Wood products not elsewhere classified	7	1,064		Vinegar and cider	1	
7	Coated and glazed paper	1		2	Tobacco (chewing and smoking) and snuff	3	421
	Converted paper products not elsewhere classified	1		3	Carpets, rugs, and mats made from such materials as paper fiber, grass, jute, flax, sisal, cotton, cocoa fiber, and rags	1	
	Pulp mills	1			Cotton broad woven goods	1	
					Hosiery—full-fashioned	1	
					Hosiery—seamless	3	964

See footnote at end of table.

TABLE 11.—INDUSTRIES IN "OTHER INDUSTRIES" GROUPS—NUMBER OF ESTABLISHMENTS AND NUMBER OF WAGE EARNERS, FOR THE STATE AND FOR CHATTANOOGA, KNOXVILLE, MEMPHIS, AND NASHVILLE: 1939—Continued

Group No. ¹	TITLE	Number of establishments	Wage earners	Group No. ¹	TITLE	Number of establishments	Wage earners
CITY OF NASHVILLE—Continued				CITY OF NASHVILLE—Continued			
4	Canvas products (except bags).....	2	-----	10	Roofing, built-up and roll; asphalt shingles; roof coating (except paint).....	1	-----
	Housefurnishings (except curtains, draperies, and bedspreads).....	1	-----	11	Rubber products not elsewhere classified.....	2	-----
	Men's and boys' suits, coats, and overcoats (except work clothing)—made in inside factories or by jobbers engaging contractors.....	1	-----	12	Boot and shoe cut stock and findings.....	1	-----
	Textile bags—not made in textile mills.....	2	-----		Footwear (except rubber).....	4	1,092
	Work clothing (except work shirts), sport garments (except leather), and other men's and boys' apparel, not elsewhere classified.....	2	-----		Saddlery, harness, and whips.....	1	-----
6	Caskets, coffins, burial cases, and other morticians' goods.....	5	66	13	Brick and hollow structural tile.....	2	-----
	Cooperage.....	1	-----		Monuments, tombstones, cut-stone, and stone products not elsewhere classified.....	1	-----
	Household furniture, except upholstered.....	2	-----		Pottery products not elsewhere classified.....	1	-----
	Partitions, shelving, cabinet work, and office and store fixtures.....	1	-----	14	Gray-iron and semisteel castings.....	3	31
	Window and door screens and weather strip.....	1	-----		Stoves, ranges, water heaters, and hot-air furnaces (except electric).....	5	1,050
	Wooden boxes except cigar boxes.....	1	-----		Vitreous-enameled products, including kitchen, household, and hospital utensils.....	1	-----
	Wood products not elsewhere classified.....	1	-----	15	Sheet-metal work not specifically classified.....	1	-----
7	Converted paper products not elsewhere classified.....	1	-----	16	Batteries, storage and primary (dry and wet).....	3	65
	Envelopes.....	1	-----		Electrical appliances.....	1	-----
8	Bookbinding and related industries.....	2	-----		X-ray and therapeutic apparatus and electronic tubes.....	1	-----
	Books: printing without publishing.....	1	-----	17	Machine-shop products, not elsewhere classified.....	1	-----
	Electrotyping and stereotyping, not done in printing establishments.....	2	-----		Machine-tool and other metalworking-machinery accessories, metal-cutting and shaping tools, and machinists' precision tools.....	1	-----
	Engraving (steel, copper plate, and wood); plate printing.....	1	-----		Printing-trades machinery and equipment.....	1	-----
	Lithographing and photo-lithographing (including preparation of stones or plates and dry transfers).....	2	-----		Woodworking machinery.....	1	-----
	Machine and hand typesetting (including advertisement typesetting).....	2	-----	20	Brooms.....	1	-----
	Newspapers: publishing and printing.....	2	-----		Hand stamps, stencils, and brands.....	1	-----
	Newspapers: publishing without printing.....	2	-----		Miscellaneous fabricated products not elsewhere classified.....	1	-----
	Periodicals: publishing without printing.....	5	32		Signs, advertising displays, and advertising novelties.....	7	-----
9	Chemicals not elsewhere classified.....	1	-----		Sporting and athletic goods not elsewhere classified.....	1	-----
	Compressed and liquefied gases—not made in petroleum refineries or in natural-gasoline plants.....	1	-----		Surgical and medical instruments.....	1	-----
	Cottonseed oil, cake, meal, and linters.....	1	-----		Surgical supplies and equipment not elsewhere classified; orthopedic appliances.....	1	-----
	Insecticides, fungicides, and related industrial and household chemical compounds.....	2	-----				
	Paints, varnishes, and lacquers.....	3	-----				
	Perfumes, cosmetics, and other toilet preparations.....	1	-----				
	Printing ink.....	1	-----				
	Soap and glycerin.....	1	-----				

¹ For group titles, see GENERAL EXPLANATIONS—Changes in number of industries and of industry groups, sec. 27.