

# BUFFALO

NEW YORK

## STANDARD METROPOLITAN STATISTICAL AREA

Statistics for a standard metropolitan statistical area of 100,000 inhabitants or more, and for each place of 100,000 inhabitants or more within the area, are presented in a series of standard tables. The tables are arranged by area and the subjects are the same in the tables having the same basic number. The prefix letter "A" has been assigned to the tables for the total SMSA; tables for places, which follow in alphabetical order, have the prefix letter "B," "C," etc. Tables 1 to 10 are presented in each report. Tables 11 to 14, which are for units with nonwhite household heads, are given if the SMSA or place has 25,000 or more such units.

### LIST OF TABLES

- Table 1.—Value of owner-occupied housing units.
- Table 2.—Gross rent of renter-occupied housing units.
- Table 3.—Income in 1959 of primary families and individuals in owner- and renter-occupied housing units.
- Table 4.—Condition and plumbing facilities for owner- and renter-occupied housing units.
- Table 5.—Rooms in owner- and renter-occupied housing units.
- Table 6.—Units in structure for owner- and renter-occupied housing units.
- Table 7.—Household composition for owner- and renter-occupied housing units.
- Table 8.—Occupied housing units sharing or lacking specified facilities.
- Table 9.—Duration of vacancy for available vacant housing units.
- Table 10.—Rent asked for vacant housing units available for rent.

### INDEX OF TABLES

[Page numbers listed here omit the chapter number which appears as part of the page number for each page. The chapter number for this area is 35]

| Area                    | Pre-<br>fix<br>letter | Tables      |             |             |             |             |             |             |             |             |             |
|-------------------------|-----------------------|-------------|-------------|-------------|-------------|-------------|-------------|-------------|-------------|-------------|-------------|
|                         |                       | 1           | 2           | 3           | 4           | 5           | 6           | 7           | 8           | 9           | 10          |
|                         |                       | <i>Page</i> | <i>Page</i> | <i>Page</i> | <i>Page</i> | <i>Page</i> | <i>Page</i> | <i>Page</i> | <i>Page</i> | <i>Page</i> | <i>Page</i> |
| Buffalo SMSA.....       | A                     | 3           | 4           | 5           | 6           | 7           | 8           | 9           | 10          | 11          | 11          |
| Buffalo city.....       | B                     | 12          | 13          | 14          | 15          | 16          | 17          | 18          | 19          | 20          | 20          |
| Niagara Falls city..... | C                     | 21          | 22          | 23          | 24          | 25          | 26          | 27          | 28          | 29          | 29          |

# Buffalo, N.Y.

## STANDARD METROPOLITAN STATISTICAL AREA

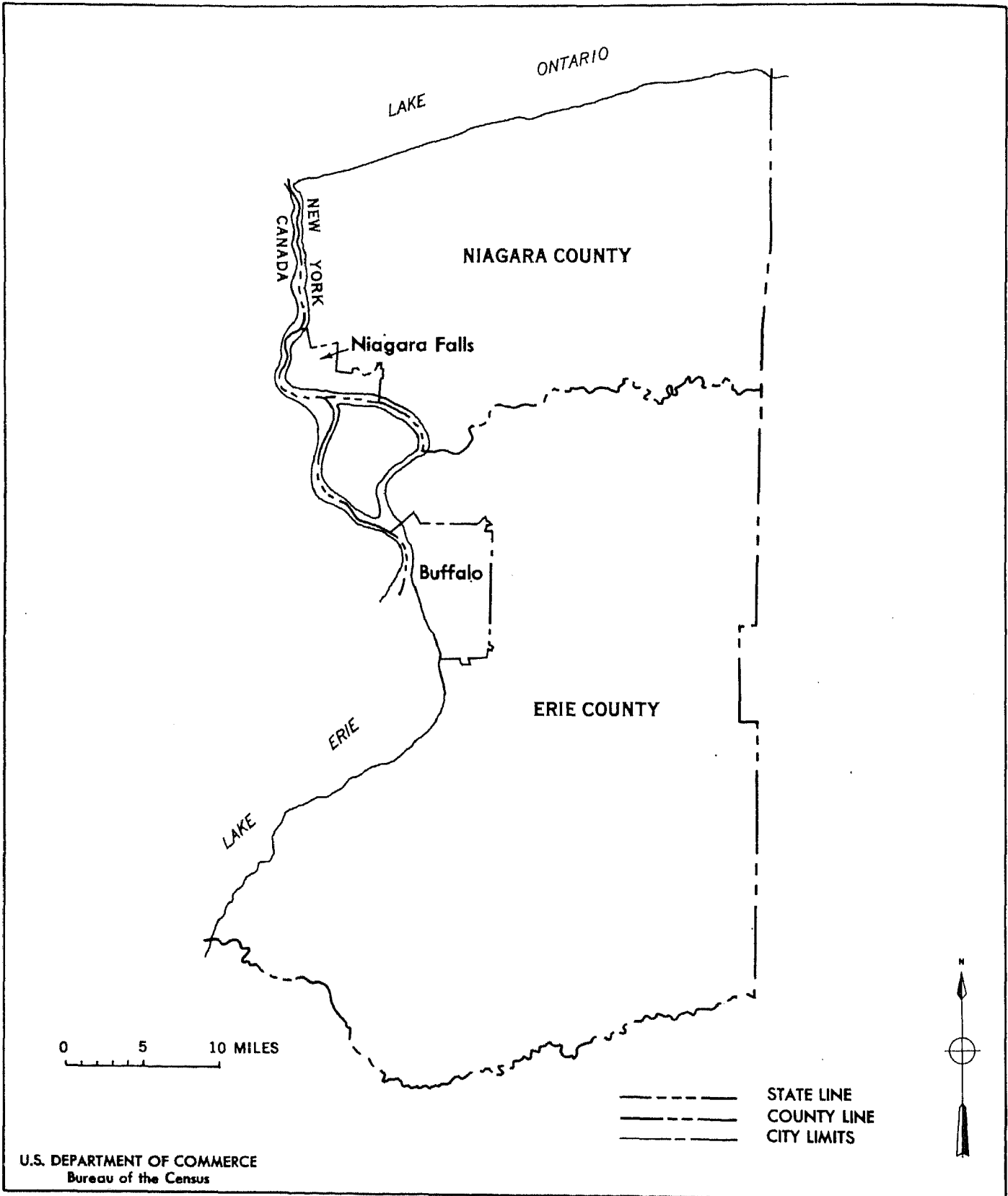


Table A-1.—VALUE OF OWNER-OCCUPIED HOUSING UNITS, FOR THE SMSA: 1960

[Based on sample; median not shown where base is insufficient; see text. Plus (+) or minus (-) after number indicates median above or below that number]

| SUBJECT  | TOTAL   | VALUE             |                    |                    |                      |                      |                      |                      |                      |                  |                  |
|--|---------|-------------------|--------------------|--------------------|----------------------|----------------------|----------------------|----------------------|----------------------|------------------|------------------|
|  |         | LESS THAN \$5,000 | \$5,000 TO \$7,400 | \$7,500 TO \$9,900 | \$10,000 TO \$12,400 | \$12,500 TO \$14,900 | \$15,000 TO \$17,400 | \$17,500 TO \$19,900 | \$20,000 TO \$24,900 | \$25,000 OR MORE | MEDIAN (DOLLARS) |
| OWNER-OCCUPIED UNITS. . . . .                      | 172 833 | 3 349             | 9 817              | 16 193             | 26 089               | 33 600               | 31 398               | 20 857               | 17 448               | 14 082           | 14 800           |
| ROOMS  |         |                   |                    |                    |                      |                      |                      |                      |                      |                  |                  |
| 1 AND 2 ROOMS . . . . .                            | 270     | 92                | 41                 | 25                 | 15                   | 35                   | 15                   | 16                   | 16                   | 15               | 7 700            |
| 3 ROOMS . . . . .                                  | 1 058   | 252               | 210                | 159                | 146                  | 104                  | 86                   | 40                   | 37                   | 24               | 8 600            |
| 4 ROOMS . . . . .                                  | 15 911  | 519               | 1 020              | 1 572              | 3 223                | 4 473                | 3 049                | 1 124                | 680                  | 251              | 13 400           |
| 5 ROOMS . . . . .                                  | 42 842  | 714               | 2 111              | 3 145              | 5 283                | 9 684                | 10 519               | 6 118                | 3 847                | 1 421            | 15 100           |
| 6 ROOMS . . . . .                                  | 59 601  | 879               | 2 989              | 5 522              | 9 049                | 11 247               | 11 119               | 8 213                | 6 603                | 3 980            | 15 000           |
| 7 ROOMS . . . . .                                  | 30 520  | 518               | 2 058              | 3 212              | 4 970                | 5 032                | 4 075                | 3 366                | 3 796                | 3 493            | 14 700           |
| 8 ROOMS OR MORE . . . . .                          | 22 631  | 375               | 1 388              | 2 558              | 3 403                | 3 025                | 2 535                | 1 980                | 2 469                | 4 898            | 15 600           |
| MEDIAN . . . . .                                   | 5.9     | 5.6               | 6.0                | 6.1                | 6.0                  | 5.7                  | 5.7                  | 5.9                  | 6.1                  | 6.9              | ...              |
| BEDROOMS   |         |                   |                    |                    |                      |                      |                      |                      |                      |                  |                  |
| 0 TO 2 . . . . .                                   | 38 699  | 1 409             | 3 364              | 4 698              | 6 705                | 7 899                | 6 971                | 3 723                | 2 347                | 1 583            | 13 500           |
| 3 . . . . .  | 94 812  | 1 376             | 4 088              | 7 181              | 13 132               | 18 187               | 19 029               | 13 833               | 10 488               | 7 498            | 15 500           |
| 4 OR MORE . . . . .                                | 38 096  | 474               | 2 202              | 3 596              | 5 951                | 5 617                | 5 933                | 4 366                | 4 618                | 5 339            | 15 500           |
| BATHROOMS  |         |                   |                    |                    |                      |                      |                      |                      |                      |                  |                  |
| 1 . . . . .  | 130 324 | 2 667             | 8 749              | 14 783             | 23 203               | 29 772               | 24 996               | 14 230               | 8 670                | 3 254            | 13 800           |
| MORE THAN 1 . . . . .                              | 40 713  | 100               | 492                | 1 238              | 2 711                | 4 203                | 6 179                | 6 290                | 8 736                | 10 764           | 19 700           |
| SHARED OR NONE . . . . .                           | 2 067   | 632               | 561                | 397                | 227                  | 77                   | 77                   | 40                   | 35                   | 21               | 6 800            |
| YEAR STRUCTURE BUILT                               |         |                   |                    |                    |                      |                      |                      |                      |                      |                  |                  |
| 1959 TO MARCH 1960 . . . . .                       | 5 076   | 16                | 28                 | 58                 | 143                  | 762                  | 1 183                | 916                  | 1 122                | 848              | 18 400           |
| 1955 TO 1958 . . . . .                             | 28 891  | 123               | 170                | 273                | 1 302                | 4 789                | 7 026                | 5 802                | 5 306                | 4 100            | 17 800           |
| 1950 TO 1954 . . . . .                             | 33 187  | 95                | 256                | 706                | 2 824                | 7 879                | 8 823                | 5 404                | 4 031                | 3 169            | 16 400           |
| 1940 TO 1949 . . . . .                             | 24 349  | 216               | 557                | 1 300              | 3 843                | 5 488                | 5 077                | 3 358                | 2 688                | 1 822            | 15 400           |
| 1939 OR EARLIER . . . . .                          | 81 330  | 2 899             | 8 806              | 13 856             | 17 977               | 14 682               | 9 289                | 5 377                | 4 301                | 4 143            | 12 100           |
| CONDITION AND PLUMBING                             |         |                   |                    |                    |                      |                      |                      |                      |                      |                  |                  |
| SOUND . . . . .                                    | 162 857 | 2 025             | 7 439              | 13 961             | 24 326               | 32 629               | 30 856               | 20 530               | 17 193               | 13 898           | 15 100           |
| WITH ALL PLUMBING FACILITIES . . . . .             | 161 903 | 1 827             | 7 186              | 13 763             | 24 209               | 32 562               | 30 813               | 20 496               | 17 161               | 13 886           | 15 100           |
| LACKING SOME OR ALL FACILITIES . . . . .           | 954     | 198               | 253                | 198                | 117                  | 67                   | 43                   | 34                   | 32                   | 12               | 7 800            |
| DETERIORATING . . . . .                            | 8 553   | 894               | 1 990              | 1 960              | 1 572                | 906                  | 522                  | 291                  | 244                  | 174              | 9 300            |
| WITH ALL PLUMBING FACILITIES . . . . .             | 7 832   | 682               | 1 742              | 1 803              | 1 512                | 886                  | 506                  | 291                  | 240                  | 170              | 9 600            |
| LACKING SOME OR ALL FACILITIES . . . . .           | 721     | 212               | 248                | 157                | 60                   | 20                   | 16                   | ...                  | 4                    | 4                | 6 500            |
| DILAPIDATED . . . . .                              | 1 423   | 430               | 388                | 272                | 191                  | 65                   | 20                   | 36                   | 11                   | 10               | 6 800            |
| AIR CONDITIONING                                   |         |                   |                    |                    |                      |                      |                      |                      |                      |                  |                  |
| ROOM UNIT(S) . . . . .                             | 8 502   | 118               | 299                | 556                | 859                  | 1 121                | 1 295                | 1 593                | 1 269                | 1 392            | 17 500           |
| CENTRAL SYSTEM . . . . .                           | 1 691   | 38                | 55                 | 66                 | 118                  | 240                  | 289                  | 196                  | 162                  | 527              | 18 000           |
| NONE . . . . .                                     | 161 414 | 3 103             | 9 300              | 14 853             | 24 811               | 30 342               | 30 349               | 20 133               | 16 022               | 12 501           | 14 900           |
| PERSONS  |         |                   |                    |                    |                      |                      |                      |                      |                      |                  |                  |
| 1 PERSON . . . . .                                 | 9 632   | 655               | 1 220              | 1 652              | 1 829                | 1 415                | 1 039                | 776                  | 579                  | 467              | 11 800           |
| 2 PERSONS . . . . .                                | 42 515  | 1 103             | 3 010              | 4 713              | 6 923                | 7 692                | 6 969                | 4 839                | 3 910                | 3 356            | 14 300           |
| 3 PERSONS . . . . .                                | 33 715  | 488               | 1 889              | 3 110              | 5 222                | 6 296                | 6 232                | 4 148                | 3 532                | 2 798            | 14 900           |
| 4 PERSONS . . . . .                                | 37 449  | 489               | 1 514              | 2 665              | 5 139                | 7 651                | 7 477                | 5 107                | 4 322                | 3 085            | 15 400           |
| 5 PERSONS . . . . .                                | 26 626  | 218               | 956                | 1 951              | 3 684                | 5 859                | 5 373                | 3 451                | 2 792                | 2 342            | 15 300           |
| 6 PERSONS OR MORE . . . . .                        | 22 896  | 396               | 1 228              | 2 102              | 3 292                | 4 687                | 4 308                | 2 313                | 2 313                | 2 034            | 14 900           |
| MEDIAN . . . . .                                   | 3.5     | 2.4               | 2.9                | 3.1                | 3.3                  | 3.7                  | 3.7                  | 3.6                  | 3.7                  | 3.6              | ...              |
| PERSONS PER ROOM                                   |         |                   |                    |                    |                      |                      |                      |                      |                      |                  |                  |
| 0.50 OR LESS . . . . .                             | 77 936  | 1 963             | 5 759              | 8 900              | 12 707               | 13 184               | 11 722               | 8 632                | 7 514                | 7 555            | 14 300           |
| 0.51 TO 1.00 . . . . .                             | 84 647  | 1 118             | 3 416              | 6 405              | 11 766               | 17 786               | 17 445               | 11 230               | 9 234                | 6 247            | 15 300           |
| 1.01 OR MORE . . . . .                             | 10 250  | 268               | 642                | 888                | 1 616                | 2 630                | 2 231                | 995                  | 700                  | 280              | 14 100           |
| HOUSEHOLD COMPOSITION                              |         |                   |                    |                    |                      |                      |                      |                      |                      |                  |                  |
| TWO-OR-MORE-PERSON HOUSEHOLDS . . . . .            | 163 201 | 2 694             | 8 597              | 14 541             | 24 260               | 32 185               | 30 359               | 20 081               | 16 869               | 13 615           | 14 900           |
| MALE HEAD, WIFE PRESENT, NO NONRELATIVES . . . . . | 143 273 | 1 872             | 6 617              | 11 741             | 20 544               | 28 814               | 27 669               | 18 357               | 15 433               | 12 226           | 15 200           |
| UNDER 45 YEARS . . . . .                           | 71 121  | 545               | 2 102              | 4 220              | 8 922                | 15 704               | 15 860               | 10 306               | 8 103                | 5 359            | 15 600           |
| 45 TO 64 YEARS . . . . .                           | 57 709  | 832               | 3 067              | 5 407              | 8 935                | 10 662               | 9 876                | 6 780                | 6 184                | 5 966            | 15 000           |
| 65 YEARS AND OVER . . . . .                        | 14 443  | 495               | 1 448              | 2 114              | 2 687                | 2 448                | 1 933                | 1 271                | 1 146                | 901              | 13 000           |
| OTHER MALE HEAD . . . . .                          | 8 368   | 350               | 870                | 1 196              | 1 329                | 1 347                | 1 135                | 716                  | 630                  | 75               | 13 300           |
| UNDER 65 YEARS . . . . .                           | 6 022   | 216               | 602                | 770                | 942                  | 1 022                | 834                  | 520                  | 518                  | 598              | 13 700           |
| 65 YEARS AND OVER . . . . .                        | 2 346   | 134               | 268                | 426                | 387                  | 325                  | 301                  | 196                  | 112                  | 197              | 12 200           |
| FEMALE HEAD . . . . .                              | 11 560  | 472               | 1 110              | 1 604              | 2 387                | 2 024                | 1 555                | 1 008                | 806                  | 594              | 12 800           |
| UNDER 65 YEARS . . . . .                           | 7 615   | 270               | 665                | 1 010              | 1 462                | 1 347                | 1 129                | 716                  | 606                  | 410              | 13 200           |
| 65 YEARS AND OVER . . . . .                        | 3 945   | 202               | 445                | 594                | 925                  | 677                  | 426                  | 292                  | 200                  | 184              | 12 000           |
| ONE-PERSON HOUSEHOLDS . . . . .                    | 9 632   | 655               | 1 220              | 1 652              | 1 829                | 1 415                | 1 039                | 776                  | 579                  | 467              | 11 800           |
| UNDER 65 YEARS . . . . .                           | 4 939   | 279               | 530                | 799                | 919                  | 798                  | 559                  | 459                  | 373                  | 223              | 12 300           |
| 65 YEARS AND OVER . . . . .                        | 4 693   | 376               | 690                | 853                | 910                  | 617                  | 480                  | 317                  | 206                  | 244              | 11 200           |
| YEAR MOVED INTO UNIT                               |         |                   |                    |                    |                      |                      |                      |                      |                      |                  |                  |
| 1959 TO MARCH 1960 . . . . .                       | 15 530  | 154               | 538                | 841                | 1 651                | 3 058                | 3 216                | 2 150                | 2 187                | 1 735            | 16 200           |
| 1958 . . . . .                                     | 11 576  | 62                | 297                | 585                | 1 269                | 1 920                | 2 323                | 1 790                | 1 690                | 1 640            | 16 800           |
| 1950 TO 1957 . . . . .                             | 81 625  | 848               | 2 654              | 4 945              | 9 877                | 17 083               | 17 278               | 11 871               | 9 591                | 7 478            | 15 800           |
| 1940 TO 1949 . . . . .                             | 35 843  | 914               | 2 767              | 4 835              | 7 064                | 6 886                | 5 385                | 3 342                | 2 610                | 2 040            | 13 400           |
| 1939 OR EARLIER . . . . .                          | 28 259  | 1 371             | 3 561              | 4 987              | 6 228                | 4 653                | 3 196                | 1 704                | 1 370                | 1 189            | 11 700           |



Table A-3.—INCOME IN 1959 OF PRIMARY FAMILIES AND INDIVIDUALS IN OWNER- AND RENTER-OCCUPIED HOUSING UNITS, FOR THE SMSA: 1960

[Based on sample; median not shown where base is insufficient; see text. Plus (+) or minus (-) after number indicates median above or below that number]

Table with columns: SUBJECT, TOTAL, and INCOME IN 1959 (LESS THAN \$2,000, \$2,000 TO \$2,999, \$3,000 TO \$3,999, \$4,000 TO \$4,999, \$5,000 TO \$5,999, \$6,000 TO \$6,999, \$7,000 TO \$7,999, \$8,000 TO \$9,999, \$10,000 TO \$14,999, \$15,000 OR MORE, MEDIAN (DOLLARS)). Rows include OWNER-OCCUPIED UNITS and RENTER-OCCUPIED UNITS, with sub-categories for year structure built, value, air conditioning, automobiles available, persons, persons per room, and year moved into unit.

Table A-4.—CONDITION AND PLUMBING FACILITIES FOR OWNER- AND RENTER-OCCUPIED HOUSING UNITS, FOR THE SMSA: 1960

[Based on sample; see text. Median not shown where base is less than 200; plus (+) or minus (-) after number indicates median above or below that number]

| SUBJECT                            | TOTAL   | CONDITION AND PLUMBING FACILITIES |                              |                                |               |                              |                                | DILAPIDATED |
|------------------------------------|---------|-----------------------------------|------------------------------|--------------------------------|---------------|------------------------------|--------------------------------|-------------|
|                                    |         | SOUND                             |                              |                                | DETERIORATING |                              |                                |             |
|                                    |         | TOTAL                             | WITH ALL PLUMBING FACILITIES | LACKING SOME OR ALL FACILITIES | TOTAL         | WITH ALL PLUMBING FACILITIES | LACKING SOME OR ALL FACILITIES |             |
| OWNER-OCCUPIED UNITS . . . . .     | 235 582 | 217 790                           | 215 493                      | 2 297                          | 15 302        | 13 780                       | 1 522                          | 2 490       |
| YEAR STRUCTURE BUILT               |         |                                   |                              |                                |               |                              |                                |             |
| 1959 TO MARCH 1960 . . . . .       | 5 823   | 5 783                             | 5 771                        | 12                             | 40            | 36                           | 4                              | ***         |
| 1955 TO 1958 . . . . .             | 32 113  | 31 799                            | 31 710                       | 89                             | 289           | 243                          | 46                             | 25          |
| 1950 TO 1954 . . . . .             | 35 517  | 34 934                            | 34 851                       | 83                             | 497           | 456                          | 41                             | 86          |
| 1940 TO 1949 . . . . .             | 27 611  | 26 441                            | 26 277                       | 164                            | 1 007         | 871                          | 136                            | 163         |
| 1939 OR EARLIER . . . . .          | 134 518 | 118 833                           | 116 884                      | 1 949                          | 13 469        | 12 174                       | 1 295                          | 2 216       |
| INCOME IN 1959 <sup>1</sup>        |         |                                   |                              |                                |               |                              |                                |             |
| LESS THAN \$2,000 . . . . .        | 22 139  | 18 683                            | 17 960                       | 723                            | 2 779         | 2 292                        | 487                            | 677         |
| \$2,000 TO \$2,999 . . . . .       | 10 376  | 9 012                             | 8 796                        | 216                            | 1 199         | 1 029                        | 170                            | 165         |
| \$3,000 TO \$3,999 . . . . .       | 11 871  | 10 431                            | 10 236                       | 195                            | 1 159         | 988                          | 171                            | 281         |
| \$4,000 TO \$4,999 . . . . .       | 19 264  | 17 432                            | 17 148                       | 284                            | 1 629         | 1 418                        | 211                            | 203         |
| \$5,000 TO \$5,999 . . . . .       | 29 882  | 27 526                            | 27 288                       | 238                            | 2 039         | 1 881                        | 158                            | 317         |
| \$6,000 TO \$6,999 . . . . .       | 30 595  | 28 495                            | 28 299                       | 196                            | 1 826         | 1 709                        | 117                            | 274         |
| \$7,000 TO \$7,999 . . . . .       | 26 163  | 24 627                            | 24 506                       | 121                            | 1 357         | 1 312                        | 45                             | 179         |
| \$8,000 TO \$9,999 . . . . .       | 36 433  | 34 560                            | 34 414                       | 146                            | 1 625         | 1 533                        | 92                             | 248         |
| \$10,000 TO \$14,999 . . . . .     | 35 101  | 33 614                            | 33 481                       | 133                            | 1 376         | 1 308                        | 68                             | 111         |
| \$15,000 OR MORE . . . . .         | 13 758  | 13 410                            | 13 365                       | 45                             | 313           | 310                          | 3                              | 35          |
| MEDIAN . . . . . DOLLARS . . . . . | 6 800   | 6 900                             | 6 900                        | 4 100                          | 5 400         | 5 600                        | 3 600                          | 4 600       |
| VALUE-INCOME RATIO                 |         |                                   |                              |                                |               |                              |                                |             |
| TOTAL . . . . .                    | 172 833 | 162 857                           | 161 903                      | 954                            | 8 553         | 7 832                        | 721                            | 1 423       |
| LESS THAN 1.5 . . . . .            | 44 572  | 40 399                            | 40 052                       | 347                            | 3 524         | 3 236                        | 288                            | 649         |
| 1.5 TO 1.9 . . . . .               | 36 710  | 35 026                            | 34 907                       | 119                            | 1 498         | 1 392                        | 106                            | 186         |
| 2.0 TO 2.4 . . . . .               | 31 080  | 29 965                            | 29 896                       | 69                             | 1 028         | 957                          | 71                             | 87          |
| 2.5 TO 2.9 . . . . .               | 19 148  | 18 637                            | 18 560                       | 77                             | 442           | 396                          | 46                             | 69          |
| 3.0 TO 3.9 . . . . .               | 17 244  | 16 599                            | 16 515                       | 84                             | 558           | 518                          | 40                             | 87          |
| 4.0 OR MORE . . . . .              | 22 259  | 20 707                            | 20 485                       | 222                            | 1 286         | 1 154                        | 132                            | 266         |
| NOT COMPUTED . . . . .             | 1 820   | 1 524                             | 1 488                        | 36                             | 217           | 179                          | 38                             | 79          |
| PERSONS                            |         |                                   |                              |                                |               |                              |                                |             |
| 1 PERSON . . . . .                 | 16 904  | 14 564                            | 13 926                       | 638                            | 1 895         | 1 524                        | 371                            | 445         |
| 2 PERSONS . . . . .                | 62 007  | 57 659                            | 56 897                       | 762                            | 3 826         | 3 390                        | 436                            | 522         |
| 3 PERSONS . . . . .                | 46 599  | 43 691                            | 43 361                       | 330                            | 2 570         | 2 357                        | 213                            | 338         |
| 4 PERSONS . . . . .                | 47 957  | 45 432                            | 45 201                       | 231                            | 2 178         | 2 043                        | 135                            | 347         |
| 5 PERSONS . . . . .                | 33 412  | 31 145                            | 30 991                       | 154                            | 2 018         | 1 873                        | 145                            | 249         |
| 6 PERSONS OR MORE . . . . .        | 28 703  | 25 299                            | 25 117                       | 182                            | 2 815         | 2 593                        | 222                            | 589         |
| MEDIAN . . . . .                   | 3.3     | 3.3                               | 3.4                          | 2.2                            | 3.3           | 3.3                          | 2.4                            | 3.3         |
| PERSONS PER ROOM                   |         |                                   |                              |                                |               |                              |                                |             |
| 0.50 OR LESS . . . . .             | 111 947 | 103 057                           | 101 567                      | 1 490                          | 7 776         | 6 890                        | 886                            | 1 114       |
| 0.51 TO 1.00 . . . . .             | 110 161 | 102 986                           | 102 335                      | 651                            | 6 210         | 5 757                        | 453                            | 965         |
| 1.01 OR MORE . . . . .             | 13 474  | 11 747                            | 11 591                       | 156                            | 1 316         | 1 133                        | 183                            | 411         |
| RENTER-OCCUPIED UNITS . . . . .    | 150 990 | 120 076                           | 111 774                      | 8 302                          | 24 261        | 20 557                       | 3 704                          | 6 653       |
| YEAR STRUCTURE BUILT               |         |                                   |                              |                                |               |                              |                                |             |
| 1959 TO MARCH 1960 . . . . .       | 1 427   | 1 402                             | 1 398                        | 4                              | 16            | 8                            | 8                              | 9           |
| 1955 TO 1958 . . . . .             | 5 329   | 5 217                             | 5 176                        | 41                             | 92            | 72                           | 20                             | 20          |
| 1950 TO 1954 . . . . .             | 7 115   | 6 803                             | 6 761                        | 42                             | 250           | 241                          | 9                              | 62          |
| 1940 TO 1949 . . . . .             | 11 842  | 10 717                            | 10 585                       | 132                            | 974           | 915                          | 59                             | 151         |
| 1939 OR EARLIER . . . . .          | 125 277 | 95 937                            | 87 854                       | 8 083                          | 22 929        | 19 321                       | 3 608                          | 6 411       |
| INCOME IN 1959 <sup>1</sup>        |         |                                   |                              |                                |               |                              |                                |             |
| LESS THAN \$2,000 . . . . .        | 27 810  | 19 922                            | 16 616                       | 3 306                          | 5 718         | 4 013                        | 1 705                          | 2 170       |
| \$2,000 TO \$2,999 . . . . .       | 13 439  | 10 104                            | 9 070                        | 1 034                          | 2 564         | 2 128                        | 436                            | 771         |
| \$3,000 TO \$3,999 . . . . .       | 15 279  | 11 768                            | 10 852                       | 916                            | 2 827         | 2 420                        | 407                            | 684         |
| \$4,000 TO \$4,999 . . . . .       | 21 563  | 16 929                            | 15 948                       | 981                            | 3 702         | 3 243                        | 459                            | 932         |
| \$5,000 TO \$5,999 . . . . .       | 22 444  | 18 117                            | 17 210                       | 907                            | 3 446         | 3 207                        | 239                            | 881         |
| \$6,000 TO \$6,999 . . . . .       | 16 426  | 13 597                            | 13 086                       | 511                            | 2 320         | 2 067                        | 253                            | 509         |
| \$7,000 TO \$7,999 . . . . .       | 10 891  | 9 307                             | 9 046                        | 261                            | 1 305         | 1 214                        | 91                             | 279         |
| \$8,000 TO \$9,999 . . . . .       | 12 912  | 11 211                            | 10 995                       | 216                            | 1 447         | 1 374                        | 73                             | 254         |
| \$10,000 TO \$14,999 . . . . .     | 8 333   | 7 345                             | 7 194                        | 151                            | 834           | 800                          | 34                             | 154         |
| \$15,000 OR MORE . . . . .         | 1 893   | 1 776                             | 1 757                        | 19                             | 98            | 91                           | 7                              | 19          |
| MEDIAN . . . . . DOLLARS . . . . . | 4 900   | 5 100                             | 5 200                        | 2 800                          | 4 300         | 4 500                        | 2 300                          | 3 600       |
| GROSS RENT AS PERCENTAGE OF INCOME |         |                                   |                              |                                |               |                              |                                |             |
| TOTAL . . . . .                    | 150 439 | 119 711                           | 111 442                      | 8 269                          | 24 106        | 20 459                       | 3 647                          | 6 622       |
| LESS THAN 10 PERCENT . . . . .     | 16 609  | 13 484                            | 11 864                       | 1 620                          | 2 457         | 1 977                        | 480                            | 668         |
| 10 TO 14 PERCENT . . . . .         | 32 217  | 26 122                            | 24 693                       | 1 429                          | 4 910         | 4 342                        | 568                            | 1 185       |
| 15 TO 19 PERCENT . . . . .         | 29 919  | 24 733                            | 23 778                       | 955                            | 4 213         | 3 839                        | 374                            | 973         |
| 20 TO 24 PERCENT . . . . .         | 18 826  | 15 234                            | 14 663                       | 571                            | 2 955         | 2 578                        | 377                            | 637         |
| 25 TO 34 PERCENT . . . . .         | 17 110  | 13 466                            | 12 565                       | 901                            | 2 874         | 2 412                        | 462                            | 770         |
| 35 PERCENT OR MORE . . . . .       | 27 324  | 20 205                            | 18 109                       | 2 096                          | 5 267         | 4 234                        | 1 033                          | 1 852       |
| NOT COMPUTED . . . . .             | 8 434   | 6 467                             | 5 770                        | 697                            | 1 430         | 1 077                        | 353                            | 537         |
| PERSONS                            |         |                                   |                              |                                |               |                              |                                |             |
| 1 PERSON . . . . .                 | 30 311  | 24 077                            | 18 575                       | 5 502                          | 4 615         | 2 516                        | 2 099                          | 1 619       |
| 2 PERSONS . . . . .                | 41 167  | 34 575                            | 33 269                       | 1 306                          | 5 369         | 4 695                        | 674                            | 1 223       |
| 3 PERSONS . . . . .                | 28 658  | 23 603                            | 22 852                       | 751                            | 4 136         | 3 801                        | 335                            | 919         |
| 4 PERSONS . . . . .                | 23 769  | 18 970                            | 18 546                       | 424                            | 3 851         | 3 600                        | 251                            | 948         |
| 5 PERSONS . . . . .                | 14 204  | 10 765                            | 10 567                       | 198                            | 2 793         | 2 636                        | 157                            | 646         |
| 6 PERSONS OR MORE . . . . .        | 12 881  | 8 086                             | 7 965                        | 121                            | 3 497         | 3 309                        | 188                            | 1 298       |
| MEDIAN . . . . .                   | 2.6     | 2.6                               | 2.7                          | 1.3                            | 3.0           | 3.3                          | 1.4                            | 3.0         |
| PERSONS PER ROOM                   |         |                                   |                              |                                |               |                              |                                |             |
| 0.50 OR LESS . . . . .             | 62 670  | 52 156                            | 49 823                       | 2 333                          | 8 352         | 7 217                        | 1 135                          | 2 162       |
| 0.51 TO 1.00 . . . . .             | 75 500  | 59 613                            | 54 197                       | 5 416                          | 12 633        | 10 440                       | 2 193                          | 3 254       |
| 1.01 OR MORE . . . . .             | 12 820  | 8 307                             | 7 754                        | 553                            | 3 276         | 2 900                        | 376                            | 1 237       |

<sup>1</sup> INCOME OF PRIMARY FAMILIES AND INDIVIDUALS.

Table A-5.—ROOMS IN OWNER- AND RENTER-OCCUPIED HOUSING UNITS, FOR THE SMSA: 1960

[Based on sample; median not shown where base is insufficient; see text. Plus (+) after number indicates median above that number]

| SUBJECT                                  | TOTAL   | 1 ROOM | 2 ROOMS | 3 ROOMS | 4 ROOMS | 5 ROOMS | 6 ROOMS | 7 ROOMS | 8 ROOMS OR MORE | MEDIAN |
|--|---------|--------|---------|---------|---------|---------|---------|---------|-----------------|--------|
| OWNER-OCCUPIED UNITS . . . . .           | 235 582 | 212    | 718     | 3 814   | 24 754  | 57 893  | 80 811  | 38 322  | 29 058          | 5.9    |
| BEDROOMS                                 |         |        |         |         |         |         |         |         |                 |        |
| 0 TO 2 . . . . .                         | 63 854  | 165    | 667     | 4 221   | 22 657  | 24 441  | 8 596   | 2 260   | 847             | 4.7    |
| 3 . . . . .                              | 123 793 | ...    | ...     | ...     | 1 485   | 30 850  | 63 113  | 21 345  | 7 000           | 6.0    |
| 4 OR MORE . . . . .                      | 47 763  | ...    | ...     | ...     | 489     | 1 114   | 10 127  | 14 949  | 21 084          | 7.3    |
| BATHROOMS                                |         |        |         |         |         |         |         |         |                 |        |
| 1 . . . . .                              | 184 038 | 73     | 528     | 3 174   | 22 369  | 51 671  | 64 610  | 26 334  | 15 279          | 5.7    |
| MORE THAN 1 . . . . .                    | 47 037  | ...    | 10      | 147     | 1 414   | 5 814   | 15 145  | 11 433  | 13 074          | 6.6    |
| SHARED OR NONE . . . . .                 | 4 518   | 152    | 198     | 382     | 1 001   | 797     | 746     | 499     | 743             | 5.2    |
| YEAR STRUCTURE BUILT                     |         |        |         |         |         |         |         |         |                 |        |
| 1959 TO MARCH 1960 . . . . .             | 5 823   | 4      | 4       | 96      | 886     | 2 167   | 1 740   | 600     | 326             | 5.4    |
| 1955 TO 1958 . . . . .                   | 32 113  | 31     | 144     | 784     | 4 560   | 12 501  | 9 792   | 3 001   | 1 300           | 5.3    |
| 1950 TO 1954 . . . . .                   | 35 517  | 12     | 96      | 425     | 6 232   | 12 623  | 11 227  | 3 585   | 1 317           | 5.4    |
| 1940 TO 1949 . . . . .                   | 27 611  | 25     | 64      | 341     | 4 461   | 7 551   | 10 071  | 3 524   | 1 574           | 5.6    |
| 1939 OR EARLIER . . . . .                | 134 518 | 140    | 410     | 2 168   | 8 615   | 23 051  | 47 981  | 27 612  | 24 541          | 6.2    |
| CONDITION AND PLUMBING                   |         |        |         |         |         |         |         |         |                 |        |
| SOUND . . . . .                          | 217 790 | 125    | 577     | 3 289   | 22 695  | 54 456  | 75 624  | 35 366  | 25 658          | 5.9    |
| WITH ALL PLUMBING FACILITIES . . . . .   | 215 493 | 62     | 453     | 3 095   | 22 134  | 54 039  | 75 247  | 35 126  | 25 337          | 5.9    |
| LACKING SOME OR ALL FACILITIES . . . . . | 2 297   | 63     | 124     | 194     | 561     | 417     | 377     | 240     | 321             | 5.0    |
| DETERIORATING . . . . .                  | 15 302  | 35     | 87      | 405     | 1 696   | 2 959   | 4 532   | 2 660   | 2 928           | 6.0    |
| WITH ALL PLUMBING FACILITIES . . . . .   | 13 780  | ...    | 45      | 277     | 1 402   | 2 661   | 4 281   | 2 470   | 2 644           | 6.1    |
| LACKING SOME OR ALL FACILITIES . . . . . | 1 522   | 35     | 42      | 128     | 294     | 298     | 251     | 190     | 284             | 5.4    |
| DILAPIDATED . . . . .                    | 2 490   | 52     | 54      | 120     | 363     | 478     | 655     | 296     | 472             | 5.8    |
| VALUE-INCOME RATIO                       |         |        |         |         |         |         |         |         |                 |        |
| TOTAL . . . . .                          | 172 833 | 92     | 178     | 1 058   | 15 911  | 42 842  | 59 601  | 30 520  | 22 631          | 5.9    |
| LESS THAN 1.5 . . . . .                  | 44 572  | 22     | 49      | 295     | 3 326   | 8 426   | 14 548  | 9 331   | 8 575           | 6.2    |
| 1.5 TO 1.9 . . . . .                     | 36 710  | 8      | 8       | 103     | 3 479   | 9 557   | 13 472  | 6 024   | 4 059           | 5.9    |
| 2.0 TO 2.9 . . . . .                     | 50 228  | 12     | 32      | 219     | 5 176   | 14 426  | 17 704  | 7 964   | 4 695           | 5.8    |
| 3.0 OR MORE . . . . .                    | 39 503  | 42     | 81      | 408     | 3 745   | 10 064  | 13 238  | 6 904   | 5 021           | 5.9    |
| NOT COMPUTED . . . . .                   | 1 820   | 8      | 8       | 33      | 185     | 369     | 639     | 297     | 281             | 6.0    |
| PERSONS                                  |         |        |         |         |         |         |         |         |                 |        |
| 1 PERSON . . . . .                       | 16 904  | 149    | 407     | 1 308   | 2 757   | 4 015   | 4 697   | 2 053   | 1 518           | 5.5    |
| 2 PERSONS . . . . .                      | 62 007  | 34     | 247     | 1 614   | 9 704   | 16 528  | 19 777  | 8 423   | 5 680           | 5.6    |
| 3 PERSONS . . . . .                      | 46 599  | 20     | 44      | 474     | 5 380   | 11 873  | 16 381  | 7 473   | 4 954           | 5.8    |
| 4 PERSONS . . . . .                      | 47 957  | ...    | 8       | 244     | 4 266   | 12 807  | 17 641  | 7 661   | 5 330           | 5.9    |
| 5 PERSONS . . . . .                      | 33 412  | 4      | 8       | 114     | 1 830   | 7 824   | 12 640  | 6 355   | 4 637           | 6.0    |
| 6 PERSONS OR MORE . . . . .              | 28 703  | 5      | 4       | 60      | 817     | 4 846   | 9 675   | 6 357   | 6 939           | 6.4    |
| MEDIAN . . . . .                         | 3.3     | 1.2    | 1.4     | 1.9     | 2.5     | 3.2     | 3.5     | 3.7     | 3.9             | ...    |
| RENTER-OCCUPIED UNITS . . . . .          |         |        |         |         |         |         |         |         |                 |        |
| BEDROOMS                                 |         |        |         |         |         |         |         |         |                 |        |
| NONE . . . . .                           | 9 017   | 7 837  | 750     | 430     | ...     | ...     | ...     | ...     | ...             | 1.1    |
| 1 . . . . .                              | 30 907  | ...    | 3 846   | 19 333  | 6 004   | 1 179   | 380     | 87      | 78              | 3.1    |
| 2 . . . . .                              | 63 603  | ...    | 199     | 1 527   | 33 829  | 22 890  | 4 128   | 826     | 204             | 4.4    |
| 3 OR MORE . . . . .                      | 47 601  | ...    | ...     | ...     | 1 238   | 10 606  | 24 849  | 7 500   | 3 408           | 6.0    |
| BATHROOMS                                |         |        |         |         |         |         |         |         |                 |        |
| 1 . . . . .                              | 133 552 | 1 375  | 3 348   | 19 127  | 38 104  | 33 549  | 27 611  | 7 795   | 2 643           | 4.6    |
| MORE THAN 1 . . . . .                    | 3 717   | 41     | 43      | 165     | 489     | 670     | 934     | 609     | 766             | 6.0    |
| SHARED OR NONE . . . . .                 | 13 710  | 6 039  | 1 594   | 1 958   | 2 476   | 847     | 479     | 164     | 153             | 2.0    |
| YEAR STRUCTURE BUILT                     |         |        |         |         |         |         |         |         |                 |        |
| 1959 TO MARCH 1960 . . . . .             | 1 427   | 29     | 32      | 146     | 550     | 490     | 144     | 20      | 16              | 4.4    |
| 1955 TO 1958 . . . . .                   | 5 329   | 83     | 160     | 682     | 2 130   | 1 500   | 651     | 92      | 31              | 4.3    |
| 1950 TO 1954 . . . . .                   | 7 115   | 200    | 125     | 1 237   | 3 359   | 1 525   | 509     | 110     | 50              | 4.1    |
| 1940 TO 1949 . . . . .                   | 11 842  | 117    | 140     | 1 460   | 5 560   | 3 499   | 840     | 163     | 63              | 4.3    |
| 1939 OR EARLIER . . . . .                | 125 277 | 7 127  | 4 468   | 17 766  | 29 460  | 27 936  | 26 960  | 8 140   | 3 420           | 4.6    |
| CONDITION AND PLUMBING                   |         |        |         |         |         |         |         |         |                 |        |
| SOUND . . . . .                          | 120 076 | 5 437  | 3 639   | 17 582  | 33 161  | 27 883  | 23 537  | 6 370   | 2 467           | 4.5    |
| WITH ALL PLUMBING FACILITIES . . . . .   | 111 774 | 1 382  | 2 725   | 16 492  | 31 568  | 27 521  | 23 348  | 6 309   | 2 429           | 4.6    |
| LACKING SOME OR ALL FACILITIES . . . . . | 8 302   | 4 055  | 914     | 1 090   | 1 593   | 362     | 189     | 61      | 38              | 1.6    |
| DETERIORATING . . . . .                  | 24 261  | 1 468  | 971     | 2 939   | 6 337   | 5 358   | 4 393   | 1 755   | 840             | 4.6    |
| WITH ALL PLUMBING FACILITIES . . . . .   | 20 557  | 49     | 483     | 2 372   | 5 678   | 5 270   | 4 249   | 1 699   | 757             | 4.8    |
| LACKING SOME OR ALL FACILITIES . . . . . | 3 704   | 1 419  | 488     | 567     | 659     | 288     | 144     | 56      | 83              | 2.4    |
| DILAPIDATED . . . . .                    | 6 653   | 651    | 315     | 770     | 1 561   | 1 509   | 1 174   | 400     | 273             | 4.5    |
| GROSS RENT AS PERCENTAGE OF INCOME       |         |        |         |         |         |         |         |         |                 |        |
| TOTAL . . . . .                          | 150 439 | 7 541  | 4 904   | 21 250  | 40 985  | 34 883  | 29 012  | 8 425   | 3 439           | 4.5    |
| LESS THAN 10 PERCENT . . . . .           | 16 609  | 1 358  | 554     | 1 944   | 4 620   | 3 478   | 3 365   | 1 004   | 286             | 4.5    |
| 10 TO 14 PERCENT . . . . .               | 32 217  | 1 194  | 752     | 4 169   | 9 024   | 7 983   | 6 814   | 1 678   | 583             | 4.6    |
| 15 TO 19 PERCENT . . . . .               | 29 919  | 818    | 663     | 3 433   | 8 365   | 7 915   | 6 391   | 1 800   | 514             | 4.7    |
| 20 TO 24 PERCENT . . . . .               | 18 826  | 612    | 447     | 2 412   | 5 273   | 4 663   | 3 830   | 1 155   | 434             | 4.6    |
| 25 TO 34 PERCENT . . . . .               | 17 110  | 951    | 573     | 2 626   | 4 678   | 3 720   | 3 239   | 985     | 338             | 4.4    |
| 35 PERCENT OR MORE . . . . .             | 27 324  | 2 055  | 1 489   | 5 380   | 7 222   | 5 554   | 3 948   | 1 113   | 563             | 4.2    |
| NOT COMPUTED . . . . .                   | 8 434   | 553    | 406     | 1 286   | 1 803   | 1 570   | 1 425   | 670     | 721             | 4.6    |
| PERSONS                                  |         |        |         |         |         |         |         |         |                 |        |
| 1 PERSON . . . . .                       | 30 311  | 7 025  | 3 413   | 8 695   | 5 920   | 3 185   | 1 485   | 398     | 190             | 3.0    |
| 2 PERSONS . . . . .                      | 41 167  | 413    | 1 180   | 8 684   | 13 149  | 9 503   | 6 315   | 1 481   | 442             | 4.3    |
| 3 PERSONS . . . . .                      | 28 658  | 98     | 227     | 2 742   | 10 076  | 7 758   | 5 995   | 1 282   | 480             | 4.7    |
| 4 PERSONS . . . . .                      | 23 769  | 16     | 68      | 764     | 7 397   | 6 755   | 6 366   | 1 746   | 657             | 5.0    |
| 5 PERSONS . . . . .                      | 14 204  | 4      | 28      | 267     | 3 058   | 4 155   | 4 511   | 1 512   | 669             | 5.4    |
| 6 PERSONS OR MORE . . . . .              | 12 881  | ...    | 9       | 139     | 1 459   | 3 594   | 4 432   | 2 106   | 1 142           | 5.8    |
| MEDIAN . . . . .                         | 2.6     | 1.0    | 1.2     | 1.7     | 2.6     | 3.1     | 3.6     | 4.1     | 4.5             | ...    |

Table A-6.—UNITS IN STRUCTURE FOR OWNER- AND RENTER-OCCUPIED HOUSING UNITS, FOR THE SMSA: 1960

[Based on sample; median not shown where base is insufficient; see text. Plus (+) or minus (-) after number indicates median above or below that number]

| SUBJECT                                    | OWNER OCCUPIED |         |                 |          | RENTER OCCUPIED |        |         |               |               |                  |          |
|--|----------------|---------|-----------------|----------|-----------------|--------|---------|---------------|---------------|------------------|----------|
|  | TOTAL          | 1 UNIT  | 2 UNITS OR MORE | TRAILERS | TOTAL           | 1 UNIT | 2 UNITS | 3 AND 4 UNITS | 5 TO 19 UNITS | 20 UNITS OR MORE | TRAILERS |
| ALL OCCUPIED UNITS . . . . .               | 235 593        | 183 859 | 48 723          | 3 011    | 150 979         | 32 281 | 61 362  | 28 968        | 20 018        | 8 244            | 106      |
| ROOMS                                      |                |         |                 |          |                 |        |         |               |               |                  |          |
| 1 ROOM . . . . .                           | 225            | 107     | 101             | 17       | 7 455           | 552    | 260     | 603           | 3 816         | 2 220            | 4        |
| 2 ROOMS . . . . .                          | 736            | 200     | 316             | 220      | 4 985           | 647    | 823     | 1 353         | 1 481         | 666              | 15       |
| 3 ROOMS . . . . .                          | 3 703          | 1 104   | 1 564           | 1 035    | 21 250          | 2 985  | 5 716   | 6 103         | 4 747         | 1 653            | 46       |
| 4 ROOMS . . . . .                          | 24 784         | 16 884  | 6 516           | 1 384    | 41 069          | 8 011  | 13 950  | 11 149        | 6 033         | 1 898            | 28       |
| 5 ROOMS . . . . .                          | 58 282         | 44 713  | 13 222          | 347      | 35 066          | 8 123  | 16 628  | 6 035         | 2 913         | 1 354            | 13       |
| 6 ROOMS . . . . .                          | 80 501         | 61 334  | 19 163          | 4        | 29 024          | 6 453  | 18 721  | 2 757         | 769           | 324              | ...      |
| 7 ROOMS OR MORE . . . . .                  | 67 362         | 59 517  | 7 841           | 4        | 12 130          | 5 510  | 5 264   | 968           | 259           | 129              | ...      |
| MEDIAN . . . . .                           | 5.9            | 6.0     | 5.6             | 3.7      | 4.5             | 5.0    | 5.1     | 4.1           | 3.5           | 3.2              | ...      |
| YEAR STRUCTURE BUILT                       |                |         |                 |          |                 |        |         |               |               |                  |          |
| 1959 TO MARCH 1960 . . . . .               | 5 824          | 5 207   | 162             | 455      | 1 450           | 490    | 238     | 341           | 264           | 117              | ...      |
| 1955 TO 1958 . . . . .                     | 32 006         | 29 459  | 721             | 1 826    | 5 280           | 1 672  | 816     | 812           | 323           | 1 598            | 59       |
| 1950 TO 1954 . . . . .                     | 35 480         | 33 962  | 922             | 596      | 7 128           | 2 853  | 1 215   | 1 767         | 662           | 608              | 23       |
| 1940 TO 1949 . . . . .                     | 27 792         | 25 964  | 1 740           | 88       | 11 806          | 4 263  | 2 309   | 2 257         | 2 630         | 343              | 4        |
| 1939 OR EARLIER . . . . .                  | 134 491        | 89 267  | 45 178          | 46       | 125 315         | 23 003 | 56 784  | 23 791        | 16 139        | 5 578            | 20       |
| CONDITION AND PLUMBING                     |                |         |                 |          |                 |        |         |               |               |                  |          |
| SOUND . . . . .                            | 217 567        | 171 543 | 43 095          | 2 929    | 120 062         | 24 976 | 50 124  | 21 682        | 15 501        | 7 693            | 86       |
| WITH ALL PLUMBING FACIL. . . . .           | 215 287        | 170 246 | 42 139          | 2 902    | 111 681         | 24 230 | 48 665  | 19 905        | 12 458        | 6 345            | 78       |
| LACKING SOME OR ALL FACIL. . . . .         | 2 280          | 1 297   | 956             | 27       | 8 381           | 746    | 1 459   | 1 777         | 3 043         | 1 348            | 8        |
| DETERIORATING . . . . .                    | 15 464         | 10 482  | 4 917           | 65       | 24 154          | 5 725  | 8 975   | 5 642         | 3 358         | 438              | 16       |
| WITH ALL PLUMBING FACIL. . . . .           | 13 935         | 9 220   | 4 675           | 40       | 20 543          | 5 015  | 8 387   | 4 831         | 2 101         | 205              | 4        |
| LACKING SOME OR ALL FACIL. . . . .         | 1 529          | 1 262   | 242             | 25       | 3 611           | 710    | 588     | 811           | 1 257         | 233              | 12       |
| DILAPIDATED . . . . .                      | 2 562          | 1 834   | 711             | 17       | 6 763           | 1 580  | 2 263   | 1 644         | 1 159         | 113              | 4        |
| GROSS RENT                                 |                |         |                 |          |                 |        |         |               |               |                  |          |
| TOTAL . . . . .                            | ...            | ...     | ...             | ...      | 150 466         | 31 848 | 61 295  | 28 963        | 20 018        | 8 244            | 98       |
| LESS THAN \$30. . . . .                    | ...            | ...     | ...             | ...      | 3 158           | 222    | 298     | 447           | 1 834         | 357              | ...      |
| \$30 TO \$39 . . . . .                     | ...            | ...     | ...             | ...      | 6 982           | 805    | 1 760   | 1 345         | 2 298         | 765              | 9        |
| \$40 TO \$49 . . . . .                     | ...            | ...     | ...             | ...      | 12 200          | 1 541  | 4 131   | 2 877         | 2 501         | 1 126            | 24       |
| \$50 TO \$59 . . . . .                     | ...            | ...     | ...             | ...      | 21 742          | 2 661  | 6 890   | 4 149         | 2 626         | 1 409            | 7        |
| \$60 TO \$69 . . . . .                     | ...            | ...     | ...             | ...      | 22 220          | 3 579  | 9 187   | 4 943         | 3 028         | 980              | 4        |
| \$70 TO \$79 . . . . .                     | ...            | ...     | ...             | ...      | 22 220          | 4 192  | 10 216  | 4 578         | 2 576         | 658              | ...      |
| \$80 TO \$99 . . . . .                     | ...            | ...     | ...             | ...      | 36 763          | 7 886  | 17 842  | 6 442         | 3 246         | 1 335            | 12       |
| \$100 TO \$119 . . . . .                   | ...            | ...     | ...             | ...      | 16 291          | 4 714  | 7 004   | 2 676         | 1 112         | 777              | 8        |
| \$120 OR MORE . . . . .                    | ...            | ...     | ...             | ...      | 7 851           | 3 438  | 2 096   | 1 115         | 494           | 690              | 18       |
| NO CASH RENT . . . . .                     | ...            | ...     | ...             | ...      | 5 538           | 2 810  | 1 871   | 391           | 303           | 147              | 16       |
| MEDIAN . . . . . DOLLARS . . . . .         | ...            | ...     | ...             | ...      | 75              | 84     | 77      | 71            | 62            | 64               | ...      |
| HEATING EQUIPMENT                          |                |         |                 |          |                 |        |         |               |               |                  |          |
| STEAM OR HOT WATER . . . . .               | 40 237         | 30 790  | 9 431           | 16       | 38 446          | 5 502  | 8 108   | 6 926         | 10 479        | 7 431            | ...      |
| WARM AIR FURNACE . . . . .                 | 162 605        | 132 177 | 28 285          | 2 143    | 61 351          | 15 882 | 29 759  | 9 203         | 5 849         | 599              | 59       |
| FLOOR, WALL, OR PIPELESS FURNACE . . . . . | 9 749          | 7 751   | 1 851           | 147      | 4 133           | 1 616  | 1 548   | 686           | 271           | 5                | 7        |
| BUILT-IN ELECTRIC UNIT . . . . .           | 363            | 302     | 46              | 15       | 235             | 99     | 63      | 39            | 29            | 5                | ...      |
| OTHER MEANS WITH FLUE . . . . .            | 21 927         | 12 423  | 8 866           | 638      | 45 151          | 8 781  | 21 217  | 11 711        | 3 221         | 189              | 32       |
| OTHER MEANS WITHOUT FLUE . . . . .         | 637            | 352     | 233             | 52       | 1 478           | 343    | 619     | 358           | 135           | 15               | 8        |
| NONE . . . . .                             | 75             | 64      | 11              | ...      | 185             | 58     | 48      | 45            | 34            | ...              | ...      |
| PERSONS                                    |                |         |                 |          |                 |        |         |               |               |                  |          |
| 1 PERSON . . . . .                         | 16 586         | 9 928   | 6 343           | 315      | 30 261          | 3 581  | 7 498   | 6 527         | 8 333         | 4 302            | 20       |
| 2 PERSONS . . . . .                        | 62 181         | 46 044  | 15 232          | 905      | 41 266          | 7 777  | 17 302  | 8 913         | 5 218         | 2 029            | 27       |
| 3 PERSONS . . . . .                        | 46 718         | 35 867  | 10 160          | 691      | 28 702          | 6 096  | 13 739  | 5 661         | 2 504         | 676              | 26       |
| 4 PERSONS . . . . .                        | 47 699         | 39 159  | 7 995           | 545      | 23 768          | 6 094  | 11 407  | 4 063         | 1 810         | 373              | 21       |
| 5 PERSONS . . . . .                        | 33 692         | 28 368  | 4 974           | 350      | 14 054          | 4 163  | 6 589   | 2 006         | 924           | 364              | 8        |
| 6 PERSONS OR MORE . . . . .                | 28 717         | 24 493  | 4 019           | 205      | 12 928          | 4 570  | 4 827   | 1 798         | 1 229         | 500              | 4        |
| MEDIAN . . . . .                           | 3.3            | 3.5     | 2.8             | 2.9      | 2.6             | 3.3    | 2.9     | 2.4           | 1.8           | 1.5              | ...      |
| YEAR MOVED INTO UNIT                       |                |         |                 |          |                 |        |         |               |               |                  |          |
| 1959 TO MARCH 1960 . . . . .               | 20 121         | 15 851  | 3 098           | 1 172    | 49 455          | 11 399 | 18 298  | 10 382        | 6 634         | 2 705            | 37       |
| 1958 . . . . .                             | 14 887         | 12 127  | 2 238           | 522      | 20 551          | 4 480  | 8 113   | 4 007         | 2 840         | 1 090            | 21       |
| 1950 TO 1957 . . . . .                     | 101 850        | 85 031  | 15 537          | 1 282    | 54 133          | 11 134 | 23 053  | 9 844         | 7 441         | 2 621            | 40       |
| 1940 TO 1949 . . . . .                     | 52 548         | 39 097  | 13 428          | 23       | 16 886          | 3 107  | 7 296   | 3 211         | 2 094         | 1 170            | 8        |
| 1939 OR EARLIER . . . . .                  | 46 187         | 31 753  | 14 422          | 12       | 9 954           | 2 161  | 4 602   | 1 524         | 1 009         | 658              | ...      |





Table A-8.—OCCUPIED HOUSING UNITS SHARING OR LACKING SPECIFIED FACILITIES, FOR THE SMSA: 1960

[Based on sample; the "total" columns are not additive; see text]

| SUBJECT  | UNITS SHARING-- |             |                               |                         |              |                                | UNITS WITH NO BATH AND/OR TOILET <sup>1</sup> |                           |
|--|-----------------|-------------|-------------------------------|-------------------------|--------------|--------------------------------|---|---------------------------|
|  | TOTAL           | ACCESS ONLY | ACCESS AND BATH AND/OR TOILET | BATH AND/OR TOILET ONLY | COOKING ONLY | COOKING AND BATH AND/OR TOILET | TOTAL   | SHARING ACCESS OR COOKING |
| <b>UNITS IN STRUCTURE</b>                          |                 |             |                               |                         |              |                                |   |                           |
| OWNER OCCUPIED . . . . .                           | 1 492           | 417         | ...                           | 879                     | 76           | 120                            | 2 685   | 20                        |
| 1 . . . . .  | 56              | ...         | ...                           | ...                     | 56           | ...                            | 2 306   | 20                        |
| 2 OR MORE . . . . .                                | 1 436           | 417         | ...                           | 879                     | 20           | 120                            | 379   | ...                       |
| RENTER OCCUPIED . . . . .                          | 10 707          | 183         | 60                            | 4 132                   | 958          | 5 374                          | 3 509   | 73                        |
| 1 . . . . .  | 269             | ...         | ...                           | ...                     | 269          | ...                            | 1 171   | 16                        |
| 2 . . . . .  | 1 164           | 147         | 37                            | 745                     | 62           | 173                            | 1 207   | 24                        |
| 3 AND 4 . . . . .                                  | 2 131           | 29          | 17                            | 1 552                   | 97           | 436                            | 925   | 20                        |
| 5 TO 19 . . . . .                                  | 5 066           | 7           | 6                             | 1 618                   | 192          | 3 243                          | 202   | 4                         |
| 20 OR MORE . . . . .                               | 2 077           | ...         | ...                           | 217                     | 338          | 1 522                          | 4   | 9                         |
| <b>RENTER-OCCUPIED UNITS . . . . .</b>             | <b>10 645</b>   | <b>168</b>  | <b>66</b>                     | <b>4 080</b>            | <b>926</b>   | <b>5 405</b>                   | <b>3 537</b>                                  | <b>67</b>                 |
| <b>YEAR STRUCTURE BUILT</b>                        |                 |             |                               |                         |              |                                |   |                           |
| 1955 TO MARCH 1960 . . . . .                       | 89              | 8           | ...                           | 26                      | 28           | 27                             | 21  | ...                       |
| 1950 TO 1954 . . . . .                             | 188             | 15          | ...                           | 12                      | 142          | 19                             | 33  | ...                       |
| 1940 TO 1949 . . . . .                             | 140             | 8           | 4                             | 59                      | 41           | 28                             | 100   | ...                       |
| 1939 OR EARLIER . . . . .                          | 10 228          | 137         | 62                            | 3 983                   | 715          | 5 331                          | 3 383   | 67                        |
| <b>CONDITION</b>                                   |                 |             |                               |                         |              |                                |   |                           |
| SOUND . . . . .                                    | 7 215           | 117         | 39                            | 2 635                   | 858          | 3 566                          | 1 763   | 52                        |
| DETERIORATING . . . . .                            | 2 488           | 48          | 23                            | 1 100                   | 52           | 1 265                          | 1 126   | 8                         |
| DILAPIDATED . . . . .                              | 942             | 3           | 4                             | 345                     | 16           | 574                            | 648   | 7                         |
| <b>INCOME IN 1959<sup>2</sup></b>                  |                 |             |                               |                         |              |                                |   |                           |
| LESS THAN \$2,000 . . . . .                        | 4 727           | 32          | 24                            | 1 659                   | 204          | 2 808                          | 1 252   | 12                        |
| \$2,000 TO \$3,999 . . . . .                       | 2 486           | 23          | 22                            | 929                     | 259          | 1 253                          | 774   | 23                        |
| \$4,000 TO \$5,999 . . . . .                       | 2 073           | 55          | 8                             | 877                     | 208          | 925                            | 877   | 20                        |
| \$6,000 TO \$7,999 . . . . .                       | 916             | 29          | 12                            | 478                     | 119          | 278                            | 412   | 12                        |
| \$8,000 TO \$9,999 . . . . .                       | 232             | 16          | ...                           | 78                      | 70           | 68                             | 143   | ...                       |
| \$10,000 OR MORE . . . . .                         | 211             | 13          | ...                           | 59                      | 66           | 73                             | 79  | ...                       |
| <b>GROSS RENT</b>                                  |                 |             |                               |                         |              |                                |   |                           |
| TOTAL . . . . .                                    | 10 624          | 168         | 66                            | 4 059                   | 926          | 5 405                          | 3 452   | 67                        |
| LESS THAN \$20 . . . . .                           | 87              | ...         | 7                             | 35                      | 4            | 41                             | 42  | ...                       |
| \$20 TO \$39 . . . . .                             | 4 455           | 17          | 8                             | 903                     | 83           | 3 444                          | 1 019   | 20                        |
| \$40 TO \$59 . . . . .                             | 3 071           | 36          | 8                             | 1 496                   | 259          | 1 272                          | 1 390   | 31                        |
| \$60 TO \$79 . . . . .                             | 1 687           | 31          | 17                            | 958                     | 314          | 367                            | 429   | ...                       |
| \$80 TO \$99 . . . . .                             | 582             | 36          | 13                            | 301                     | 101          | 131                            | 137   | 4                         |
| \$100 TO \$119 . . . . .                           | 171             | 18          | ...                           | 81                      | 56           | 16                             | 52  | 4                         |
| \$120 OR MORE . . . . .                            | 111             | ...         | ...                           | 36                      | 51           | 24                             | 26  | ...                       |
| NO CASH RENT . . . . .                             | 460             | 30          | ...                           | 249                     | 58           | 110                            | 357   | 8                         |
| <b>PERSONS</b>                                     |                 |             |                               |                         |              |                                |   |                           |
| 1 PERSON . . . . .                                 | 7 950           | 43          | 35                            | 2 112                   | 736          | 5 024                          | 1 181   | 59                        |
| 2 PERSONS . . . . .                                | 1 377           | 43          | 9                             | 917                     | 133          | 275                            | 924   | ...                       |
| 3 PERSONS . . . . .                                | 594             | 36          | 17                            | 434                     | 41           | 66                             | 592   | 4                         |
| 4 PERSONS OR MORE . . . . .                        | 724             | 46          | 5                             | 617                     | 16           | 40                             | 840   | 4                         |
| <b>HOUSEHOLD COMPOSITION</b>                       |                 |             |                               |                         |              |                                |   |                           |
| <b>TWO-OR-MORE-PERSON HOUSEHOLDS . . . . .</b>     |                 |             |                               |                         |              |                                |   |                           |
| MALE HEAD, WIFE PRESENT, NO NONRELATIVES . . . . . | 2 695           | 125         | 31                            | 1 968                   | 190          | 381                            | 2 356   | 8                         |
| UNDER 45 YEARS . . . . .                           | 1 825           | 95          | 17                            | 1 455                   | 95           | 163                            | 1 799   | 8                         |
| 45 TO 64 YEARS . . . . .                           | 1 116           | 72          | 13                            | 896                     | 44           | 91                             | 1 037   | 8                         |
| 65 YEARS AND OVER . . . . .                        | 545             | 18          | 4                             | 426                     | 54           | 54                             | 594   | ...                       |
| OTHER MALE HEAD . . . . .                          | 164             | 5           | ...                           | 133                     | 8            | 18                             | 168   | ...                       |
| UNDER 65 YEARS . . . . .                           | 394             | ...         | ...                           | 172                     | 75           | 147                            | 140   | ...                       |
| 65 YEARS AND OVER . . . . .                        | 333             | ...         | ...                           | 140                     | 67           | 126                            | 90  | ...                       |
| FEMALE HEAD . . . . .                              | 61              | ...         | ...                           | 32                      | 8            | 21                             | 50  | ...                       |
| UNDER 65 YEARS . . . . .                           | 476             | 30          | 14                            | 341                     | 20           | 71                             | 417   | ...                       |
| 65 YEARS AND OVER . . . . .                        | 423             | 20          | 14                            | 306                     | 12           | 71                             | 306   | ...                       |
| ONE-PERSON HOUSEHOLDS . . . . .                    | 53              | 10          | ...                           | 35                      | 8            | ...                            | 111   | ...                       |
| UNDER 65 YEARS . . . . .                           | 7 950           | 43          | 35                            | 2 112                   | 736          | 5 024                          | 1 181   | 59                        |
| 65 YEARS AND OVER . . . . .                        | 5 791           | 19          | 16                            | 1 438                   | 614          | 3 704                          | 625   | 59                        |
| YEAR MOVED INTO UNIT . . . . .                     | 2 159           | 24          | 19                            | 674                     | 122          | 1 320                          | 556   | ...                       |
| 1959 TO MARCH 1960 . . . . .                       | 3 774           | 53          | 26                            | 1 326                   | 477          | 1 892                          | 712   | 24                        |
| 1958 . . . . .                                     | 1 378           | 8           | 8                             | 522                     | 73           | 767                            | 316   | 4                         |
| 1950 TO 1957 . . . . .                             | 3 630           | 64          | 28                            | 1 373                   | 249          | 1 916                          | 1 250   | 35                        |
| 1949 OR EARLIER . . . . .                          | 1 863           | 43          | 4                             | 859                     | 127          | 830                            | 1 259   | 4                         |
| <b>TYPE OF HOUSEHOLD</b>                           |                 |             |                               |                         |              |                                |   |                           |
| <b>HOUSEHOLDS WITHOUT NONRELATIVES . . . . .</b>   |                 |             |                               |                         |              |                                |   |                           |
| MALE HEAD, WIFE PRESENT . . . . .                  | 10 267          | 164         | 66                            | 3 909                   | 859          | 5 269                          | 3 436   | 67                        |
| 2 PERSONS . . . . .                                | 1 825           | 95          | 17                            | 1 455                   | 95           | 163                            | 1 799   | 8                         |
| 3 PERSONS . . . . .                                | 859             | 21          | 4                             | 641                     | 59           | 134                            | 523   | ...                       |
| 4 PERSONS OR MORE . . . . .                        | 417             | 28          | 13                            | 343                     | 20           | 13                             | 501   | 4                         |
| OTHER HOUSEHOLD GROUPS . . . . .                   | 549             | 46          | ...                           | 471                     | 16           | 16                             | 775   | 4                         |
| HOUSEHOLDS WITH NONRELATIVES . . . . .             | 8 442           | 69          | 49                            | 2 454                   | 764          | 5 106                          | 1 637   | 59                        |
| 378  | 4               | ...         | 171                           | 67                      | 136          | ...                            | 101   | ...                       |
| <b>ROOMS AND PERSONS</b>                           |                 |             |                               |                         |              |                                |   |                           |
| 1 ROOM . . . . .                                   | 6 645           | 8           | 8                             | 808                     | 714          | 5 107                          | 127   | 55                        |
| 1 PERSON . . . . .                                 | 6 238           | 8           | 8                             | 747                     | 627          | 4 848                          | 98  | 55                        |
| 2 PERSONS OR MORE . . . . .                        | 407             | ...         | ...                           | 61                      | 87           | 259                            | 29  | ...                       |
| 2 ROOMS . . . . .                                  | 1 305           | 11          | 15                            | 1 011                   | 106          | 162                            | 354   | 4                         |
| 1 PERSON . . . . .                                 | 895             | 7           | ...                           | 681                     | 64           | 128                            | 267   | 4                         |
| 2 AND 3 PERSONS . . . . .                          | 379             | ...         | ...                           | 306                     | 42           | 31                             | 65  | ...                       |
| 4 PERSONS OR MORE . . . . .                        | 31              | ...         | ...                           | 24                      | ...          | 3                              | 22  | ...                       |
| 3 ROOMS . . . . .                                  | 1 270           | 58          | 31                            | 1 063                   | 64           | 94                             | 622   | 8                         |
| 4 ROOMS . . . . .                                  | 896             | 40          | 12                            | 810                     | 4            | 30                             | 578   | ...                       |
| 5 ROOMS OR MORE . . . . .                          | 529             | 51          | ...                           | 388                     | 38           | 52                             | 856   | ...                       |

<sup>1</sup> EXCLUDES UNITS SHARING BATH AND/OR TOILET; SEE TEXT.

<sup>2</sup> INCOME OF PRIMARY FAMILIES AND INDIVIDUALS.

Table A-9.—DURATION OF VACANCY, FOR AVAILABLE VACANT HOUSING UNITS, FOR THE SMSA: 1960

[Based on sample; see text. Median not shown where base is less than 200; plus (+) or minus (-) after number indicates median above or below that number]

| SUBJECT  | TOTAL  | LESS THAN 4 MONTHS | 4 UP TO 6 MONTHS | 6 MONTHS OR MORE | SUBJECT                                       | TOTAL | LESS THAN 1 MONTH | 1 UP TO 4 MONTHS | 4 MONTHS OR MORE |
|--|--------|--------------------|------------------|------------------|---|-------|-------------------|------------------|------------------|
| VACANT AVAILABLE FOR SALE . . . . .            | 2 267  | 1 054              | 294              | 919              | VACANT AVAILABLE FOR RENT . . . . .           | 8 209 | 1 605             | 4 267            | 2 337            |
| ROOMS  |        |                    |                  |                  | ROOMS   |       |                   |                  |                  |
| 1 TO 3 ROOMS . . . . .                         | 76     | 31                 | 21               | 24               | 1 ROOM . . . . .                              | 1 447 | 445               | 818              | 184              |
| 4 ROOMS . . . . .                              | 246    | 149                | 35               | 62               | 2 ROOMS . . . . .                             | 369   | 48                | 226              | 95               |
| 5 ROOMS . . . . .                              | 709    | 356                | 55               | 298              | 3 ROOMS . . . . .                             | 1 452 | 285               | 742              | 425              |
| 6 ROOMS . . . . .                              | 732    | 318                | 128              | 286              | 4 ROOMS . . . . .                             | 2 313 | 441               | 1 110            | 762              |
| 7 ROOMS OR MORE . . . . .                      | 504    | 200                | 55               | 249              | 5 ROOMS OR MORE . . . . .                     | 2 628 | 386               | 1 371            | 871              |
| BEDROOMS                                       |        |                    |                  |                  | BEDROOMS                                      |       |                   |                  |                  |
| 0 AND 1 . . . . .                              | 104    | 31                 | 21               | 52               | 0 AND 1 . . . . .                             | 3 461 | 841               | 1 915            | 705              |
| 2 . . . . .                                    | 310    | 190                | 58               | 62               | 2 . . . . .                                   | 2 914 | 448               | 1 488            | 978              |
| 3 OR MORE . . . . .                            | 1 488  | 479                | 199              | 810              | 3 OR MORE . . . . .                           | 1 558 | 272               | 690              | 596              |
| UNITS IN STRUCTURE                             |        |                    |                  |                  | UNITS IN STRUCTURE                            |       |                   |                  |                  |
| 1 . . . . .                                    | 1 977  | 963                | 253              | 761              | 1 . . . . .                                   | 1 234 | 234               | 608              | 392              |
| 2 . . . . .                                    | 213    | 108                | 22               | 83               | 2 TO 9 . . . . .                              | 5 355 | 928               | 2 744            | 1 683            |
| 3 OR MORE . . . . .                            | 75     | 23                 | 10               | 42               | 10 TO 19 . . . . .                            | 651   | 164               | 378              | 109              |
| YEAR STRUCTURE BUILT                           |        |                    |                  |                  | 20 OR MORE . . . . .                          | 939   | 258               | 519              | 162              |
| 1959 TO MARCH 1960 . . . . .                   | 814    | 442                | 105              | 267              | YEAR STRUCTURE BUILT                          |       |                   |                  |                  |
| 1950 TO 1958 . . . . .                         | 452    | 225                | 73               | 154              | 1959 TO MARCH 1960 . . . . .                  | 415   | 106               | 258              | 51               |
| 1949 OR EARLIER . . . . .                      | 1 001  | 387                | 116              | 498              | 1950 TO 1958 . . . . .                        | 908   | 207               | 374              | 327              |
| PLUMBING                                       |        |                    |                  |                  | 1949 OR EARLIER . . . . .                     | 6 886 | 1 292             | 3 635            | 1 959            |
| WITH ALL PLUMBING FACILITIES . . . . .         | 2 171  | 1 033              | 283              | 855              | PLUMBING                                      |       |                   |                  |                  |
| LACKING SOME OR ALL FACILITIES . . . . .       | 96     | 21                 | 11               | 64               | WITH ALL PLUMBING FACILITIES . . . . .        | 6 478 | 1 219             | 3 290            | 1 969            |
| HEATING EQUIPMENT                              |        |                    |                  |                  | LACKING SOME OR ALL FACILITIES . . . . .      | 1 731 | 386               | 977              | 368              |
| STEAM, HOT WATER, WARM AIR FURNACE . . . . .   | 1 945  | 984                | 245              | 716              | RENT ASKED                                    |       |                   |                  |                  |
| OTHER . . . . .                                | 305    | 70                 | 49               | 186              | TOTAL . . . . .                               | 8 089 | 1 591             | 4 234            | 2 264            |
| NONE . . . . .                                 | 17     | ...                | ...              | 17               | LESS THAN \$40 . . . . .                      | 1 620 | 264               | 933              | 423              |
| SALE PRICE ASKED                               |        |                    |                  |                  | \$40 TO \$59 . . . . .                        | 2 377 | 406               | 1 123            | 848              |
| TOTAL . . . . .                                | 2 197  | 1 050              | 290              | 857              | \$60 TO \$79 . . . . .                        | 2 099 | 437               | 1 148            | 514              |
| LESS THAN \$5,000 . . . . .                    | 36     | 6                  | 11               | 19               | \$80 TO \$99 . . . . .                        | 1 281 | 299               | 660              | 322              |
| \$5,000 TO \$9,900 . . . . .                   | 238    | 93                 | 14               | 131              | \$100 OR MORE . . . . .                       | 712   | 185               | 370              | 157              |
| \$10,000 TO \$14,900 . . . . .                 | 490    | 259                | 52               | 179              | MEDIAN RENT ASKED . . . . . DOLLARS . . . . . | 60    | 66                | 61               | 57               |
| \$15,000 TO \$19,900 . . . . .                 | 663    | 337                | 72               | 254              |   |       |                   |                  |                  |
| \$20,000 TO \$24,900 . . . . .                 | 339    | 173                | 69               | 97               |   |       |                   |                  |                  |
| \$25,000 OR MORE . . . . .                     | 431    | 182                | 72               | 177              |   |       |                   |                  |                  |
| MEDIAN PRICE ASKED . . . . . DOLLARS . . . . . | 17 500 | 17 500             | 19 700           | 17 000           |   |       |                   |                  |                  |

Table A-10.—RENT ASKED FOR VACANT HOUSING UNITS AVAILABLE FOR RENT, FOR THE SMSA: 1960

[Based on sample; see text]

| SUBJECT                                  | TOTAL | LESS THAN \$40 | \$40 TO \$59 | \$60 TO \$79 | \$80 TO \$99 | \$100 OR MORE |
|--|-------|----------------|--------------|--------------|--------------|---------------|
| VACANT AVAILABLE FOR RENT . . . . .      | 8 089 | 1 620          | 2 377        | 2 099        | 1 281        | 712           |
| BEDROOMS                                 |       |                |              |              |              |               |
| 0 AND 1 . . . . .                        | 3 436 | 1 016          | 1 026        | 891          | 372          | 131           |
| 2 . . . . .                              | 2 868 | 297            | 912          | 808          | 585          | 266           |
| 3 OR MORE . . . . .                      | 1 488 | 128            | 507          | 418          | 251          | 184           |
| UNITS IN STRUCTURE                       |       |                |              |              |              |               |
| 1 . . . . .                              | 1 154 | 130            | 309          | 287          | 216          | 212           |
| 2 TO 4 . . . . .                         | 4 304 | 590            | 1 311        | 1 381        | 760          | 262           |
| 5 OR MORE . . . . .                      | 2 611 | 901            | 730          | 406          | 325          | 249           |
| YEAR STRUCTURE BUILT                     |       |                |              |              |              |               |
| 1959 TO MARCH 1960 . . . . .             | 415   | 4              | 12           | 37           | 177          | 185           |
| 1950 TO 1958 . . . . .                   | 897   | 18             | 141          | 130          | 413          | 195           |
| 1949 OR EARLIER . . . . .                | 6 777 | 1 598          | 2 224        | 1 932        | 691          | 332           |
| PLUMBING                                 |       |                |              |              |              |               |
| WITH ALL PLUMBING FACILITIES . . . . .   | 6 389 | 603            | 1 928        | 1 903        | 1 274        | 681           |
| LACKING SOME OR ALL FACILITIES . . . . . | 1 700 | 1 017          | 449          | 196          | 7            | 31            |
| INCLUSION OF UTILITIES IN RENT           |       |                |              |              |              |               |
| ALL UTILITIES INCLUDED . . . . .         | 3 361 | 918            | 899          | 792          | 391          | 361           |
| SOME OR NO UTILITIES INCLUDED . . . . .  | 4 728 | 702            | 1 478        | 1 307        | 890          | 351           |

Table B-1.—VALUE OF OWNER-OCCUPIED HOUSING UNITS, FOR THE CITY OF BUFFALO: 1960  
 [Based on sample; median not shown where base is insufficient; see text. Plus (+) or minus (-) after number indicates median above or below that number]

| SUBJECT  | TOTAL  | VALUE             |                    |                    |                      |                      |                      |                      |                      |                  |                  |
|--|--------|-------------------|--------------------|--------------------|----------------------|----------------------|----------------------|----------------------|----------------------|------------------|------------------|
|  |        | LESS THAN \$5,000 | \$5,000 TO \$7,400 | \$7,500 TO \$9,900 | \$10,000 TO \$12,400 | \$12,500 TO \$14,900 | \$15,000 TO \$17,400 | \$17,500 TO \$19,900 | \$20,000 TO \$24,900 | \$25,000 OR MORE | MEDIAN (DOLLARS) |
| OWNER-OCCUPIED UNITS . . . . .                     | 39 062 | 1 654             | 4 915              | 6 693              | 9 000                | 7 466                | 4 134                | 2 199                | 1 514                | 1 487            | 11 700           |
| ROOMS  |        |                   |                    |                    |                      |                      |                      |                      |                      |                  |                  |
| 1 AND 2 ROOMS . . . . .                            | 61     | 11                | 8                  | ***                | 4                    | 19                   | 7                    | 8                    | ***                  | 4                | ***              |
| 3 ROOMS . . . . .                                  | 186    | 48                | 33                 | 15                 | 38                   | 24                   | 16                   | 12                   | ***                  | ***              | ***              |
| 4 ROOMS . . . . .                                  | 1 667  | 150               | 163                | 224                | 508                  | 350                  | 165                  | 57                   | 25                   | 25               | 11 500           |
| 5 ROOMS . . . . .                                  | 5 245  | 372               | 947                | 878                | 1 056                | 979                  | 568                  | 241                  | 136                  | 68               | 11 000           |
| 6 ROOMS . . . . .                                  | 13 810 | 505               | 1 668              | 2 523              | 3 487                | 2 942                | 1 525                | 679                  | 342                  | 139              | 11 600           |
| 7 ROOMS . . . . .                                  | 9 391  | 312               | 1 192              | 1 630              | 2 294                | 1 894                | 993                  | 481                  | 374                  | 221              | 11 700           |
| 8 ROOMS OR MORE . . . . .                          | 8 702  | 256               | 904                | 1 423              | 1 613                | 1 258                | 860                  | 721                  | 637                  | 1 030            | 12 800           |
| MEDIAN . . . . .                                   | 6.4    | 6.0               | 6.3                | 6.4                | 6.3                  | 6.4                  | 6.4                  | 6.7                  | 7.2                  | 7.5+             | ***              |
| BEDROOMS   |        |                   |                    |                    |                      |                      |                      |                      |                      |                  |                  |
| 0 TO 2 . . . . .                                   | 6 556  | 536               | 1 318              | 1 428              | 1 353                | 888                  | 554                  | 202                  | 134                  | 143              | 10 000           |
| 3 . . . . .  | 20 314 | 766               | 2 212              | 3 123              | 5 021                | 4 175                | 2 584                | 1 200                | 789                  | 442              | 12 000           |
| 4 OR MORE . . . . .                                | 11 429 | 309               | 1 191              | 1 786              | 2 954                | 1 519                | 1 236                | 902                  | 579                  | 953              | 12 100           |
| BATHROOMS  |        |                   |                    |                    |                      |                      |                      |                      |                      |                  |                  |
| 1 . . . . .  | 31 781 | 1 542             | 4 626              | 6 294              | 7 896                | 6 474                | 2 938                | 1 186                | 548                  | 277              | 11 100           |
| MORE THAN 1 . . . . .                              | 7 215  | 65                | 244                | 486                | 971                  | 1 168                | 1 133                | 978                  | 965                  | 1 205            | 16 500           |
| SHARED OR NONE . . . . .                           | 208    | 54                | 53                 | 29                 | 24                   | 23                   | 10                   | 10                   | 5                    | ***              | ***              |
| YEAR STRUCTURE BUILT                               |        |                   |                    |                    |                      |                      |                      |                      |                      |                  |                  |
| 1959 TO MARCH 1960 . . . . .                       | 143    | ***               | 4                  | 13                 | 16                   | 47                   | 48                   | 4                    | 4                    | 7                | ***              |
| 1955 TO 1958 . . . . .                             | 1 257  | ***               | 4                  | 8                  | 211                  | 293                  | 314                  | 197                  | 123                  | 107              | 15 900           |
| 1950 TO 1954 . . . . .                             | 2 231  | ***               | 21                 | 77                 | 457                  | 609                  | 501                  | 260                  | 140                  | 166              | 14 800           |
| 1940 TO 1949 . . . . .                             | 1 533  | 12                | 19                 | 73                 | 250                  | 482                  | 338                  | 202                  | 80                   | 77               | 14 600           |
| 1939 OR EARLIER . . . . .                          | 33 898 | 1 642             | 4 867              | 6 522              | 8 066                | 6 035                | 2 933                | 1 536                | 1 167                | 1 130            | 11 200           |
| CONDITION AND PLUMBING                             |        |                   |                    |                    |                      |                      |                      |                      |                      |                  |                  |
| SOUND . . . . .                                    | 35 991 | 1 072             | 3 885              | 5 924              | 8 568                | 7 318                | 4 079                | 2 163                | 1 501                | 1 481            | 12 100           |
| WITH ALL PLUMBING FACILITIES . . . . .             | 35 855 | 1 047             | 3 854              | 5 901              | 8 557                | 7 294                | 4 068                | 2 156                | 1 497                | 1 481            | 12 100           |
| LACKING SOME OR ALL FACILITIES . . . . .           | 136    | 25                | 31                 | 23                 | 11                   | 24                   | 11                   | 7                    | 4                    | ***              | ***              |
| DETERIORATING . . . . .                            | 2 647  | 434               | 883                | 690                | 397                  | 144                  | 55                   | 28                   | 13                   | 3                | 7 500            |
| WITH ALL PLUMBING FACILITIES . . . . .             | 2 574  | 402               | 858                | 682                | 389                  | 144                  | 55                   | 28                   | 13                   | 3                | 7 600            |
| LACKING SOME OR ALL FACILITIES . . . . .           | 73     | 32                | 25                 | 8                  | 8                    | ***                  | ***                  | ***                  | ***                  | ***              | ***              |
| DILAPIDATED . . . . .                              | 424    | 148               | 147                | 79                 | 35                   | 4                    | ***                  | 8                    | ***                  | 3                | 6 100            |
| AIR CONDITIONING                                   |        |                   |                    |                    |                      |                      |                      |                      |                      |                  |                  |
| ROOM UNIT(S) . . . . .                             | 1 822  | 36                | 147                | 163                | 344                  | 303                  | 121                  | 208                  | 237                  | 263              | 14 300           |
| CENTRAL SYSTEM . . . . .                           | 186    | ***               | 55                 | ***                | 32                   | 37                   | 18                   | 23                   | ***                  | 21               | ***              |
| NONE . . . . .                                     | 36 291 | 1 575             | 4 519              | 6 176              | 8 952                | 6 242                | 4 235                | 2 073                | 1 265                | 1 254            | 11 600           |
| PERSONS  |        |                   |                    |                    |                      |                      |                      |                      |                      |                  |                  |
| 1 PERSON . . . . .                                 | 3 256  | 331               | 597                | 622                | 681                  | 451                  | 272                  | 126                  | 84                   | 92               | 10 300           |
| 2 PERSONS . . . . .                                | 11 096 | 547               | 1 490              | 1 980              | 2 577                | 2 045                | 1 119                | 565                  | 435                  | 338              | 11 500           |
| 3 PERSONS . . . . .                                | 7 963  | 260               | 1 037              | 1 331              | 1 828                | 1 561                | 916                  | 443                  | 264                  | 323              | 11 900           |
| 4 PERSONS . . . . .                                | 6 918  | 218               | 753                | 1 146              | 1 628                | 1 354                | 791                  | 485                  | 286                  | 257              | 12 100           |
| 5 PERSONS . . . . .                                | 4 726  | 103               | 403                | 779                | 1 128                | 1 072                | 500                  | 292                  | 224                  | 225              | 12 400           |
| 6 PERSONS OR MORE . . . . .                        | 5 103  | 195               | 635                | 835                | 1 158                | 983                  | 536                  | 288                  | 221                  | 252              | 11 900           |
| MEDIAN . . . . .                                   | 3.2    | 2.4               | 2.9                | 3.1                | 3.2                  | 3.3                  | 3.2                  | 3.4                  | 3.4                  | 3.5              | ***              |
| PERSONS PER ROOM                                   |        |                   |                    |                    |                      |                      |                      |                      |                      |                  |                  |
| 0.50 OR LESS . . . . .                             | 22 768 | 1 079             | 3 142              | 3 981              | 5 082                | 3 996                | 2 310                | 1 253                | 910                  | 1 015            | 11 600           |
| 0.51 TO 1.00 . . . . .                             | 14 838 | 494               | 1 582              | 2 471              | 3 565                | 3 168                | 1 654                | 881                  | 567                  | 456              | 12 000           |
| 1.01 OR MORE . . . . .                             | 1 456  | 81                | 191                | 241                | 353                  | 302                  | 170                  | 65                   | 37                   | 16               | 11 500           |
| HOUSEHOLD COMPOSITION                              |        |                   |                    |                    |                      |                      |                      |                      |                      |                  |                  |
| TWO-OR-MORE-PERSON HOUSEHOLDS . . . . .            | 35 806 | 1 323             | 4 318              | 6 071              | 8 319                | 7 015                | 3 862                | 2 073                | 1 430                | 1 395            | 11 900           |
| MALE HEAD, WIFE PRESENT, NO NONRELATIVES . . . . . | 28 225 | 859               | 3 171              | 4 583              | 6 686                | 5 867                | 3 168                | 1 637                | 1 210                | 1 044            | 12 100           |
| UNDER 45 YEARS . . . . .                           | 9 633  | 178               | 922                | 1 477              | 2 418                | 2 191                | 1 109                | 610                  | 382                  | 346              | 12 300           |
| 45 TO 64 YEARS . . . . .                           | 13 533 | 418               | 1 448              | 2 161              | 3 101                | 2 779                | 1 631                | 801                  | 624                  | 570              | 12 200           |
| 65 YEARS AND OVER . . . . .                        | 5 059  | 263               | 801                | 945                | 1 167                | 897                  | 428                  | 226                  | 204                  | 128              | 11 100           |
| OTHER MALE HEAD . . . . .                          | 3 176  | 205               | 492                | 617                | 550                  | 446                  | 324                  | 188                  | 115                  | 239              | 11 200           |
| UNDER 65 YEARS . . . . .                           | 2 113  | 124               | 333                | 372                | 369                  | 330                  | 211                  | 120                  | 87                   | 167              | 11 500           |
| 65 YEARS AND OVER . . . . .                        | 1 063  | 81                | 159                | 245                | 181                  | 116                  | 113                  | 68                   | 28                   | 72               | 10 600           |
| FEMALE HEAD . . . . .                              | 4 405  | 259               | 655                | 871                | 1 083                | 702                  | 370                  | 248                  | 105                  | 112              | 11 000           |
| UNDER 65 YEARS . . . . .                           | 2 618  | 151               | 371                | 533                | 644                  | 392                  | 233                  | 171                  | 54                   | 69               | 11 000           |
| 65 YEARS AND OVER . . . . .                        | 1 787  | 108               | 284                | 338                | 439                  | 310                  | 137                  | 77                   | 51                   | 43               | 10 900           |
| ONE-PERSON HOUSEHOLDS . . . . .                    | 3 256  | 331               | 597                | 622                | 681                  | 451                  | 272                  | 126                  | 84                   | 92               | 10 300           |
| UNDER 65 YEARS . . . . .                           | 1 556  | 141               | 265                | 304                | 332                  | 256                  | 106                  | 68                   | 39                   | 45               | 10 500           |
| 65 YEARS AND OVER . . . . .                        | 1 700  | 190               | 332                | 318                | 349                  | 195                  | 166                  | 58                   | 45                   | 47               | 10 100           |
| YEAR MOVED INTO UNIT                               |        |                   |                    |                    |                      |                      |                      |                      |                      |                  |                  |
| 1959 TO MARCH 1960 . . . . .                       | 2 373  | 66                | 228                | 383                | 560                  | 550                  | 261                  | 148                  | 74                   | 103              | 12 300           |
| 1958 . . . . .                                     | 1 692  | 20                | 142                | 218                | 418                  | 384                  | 248                  | 121                  | 76                   | 65               | 12 800           |
| 1950 TO 1957 . . . . .                             | 13 360 | 336               | 1 255              | 1 821              | 3 017                | 2 879                | 1 730                | 971                  | 678                  | 673              | 12 700           |
| 1940 TO 1949 . . . . .                             | 10 391 | 475               | 1 367              | 2 049              | 2 374                | 1 827                | 992                  | 595                  | 348                  | 364              | 11 400           |
| 1939 OR EARLIER . . . . .                          | 11 246 | 757               | 1 923              | 2 222              | 2 631                | 1 826                | 903                  | 364                  | 338                  | 282              | 10 700           |





Table B-4.—CONDITION AND PLUMBING FACILITIES FOR OWNER- AND RENTER-OCCUPIED HOUSING UNITS, FOR THE CITY OF BUFFALO: 1960

[Based on sample; see text. Median not shown where base is less than 200; plus (+) or minus (-) after number indicates median above or below that number]

| SUBJECT                            | TOTAL  | CONDITION AND PLUMBING FACILITIES |                              |                                |               |                              |                                | DILAPIDATED |
|------------------------------------|--------|-----------------------------------|------------------------------|--------------------------------|---------------|------------------------------|--------------------------------|-------------|
|                                    |        | SOUND                             |                              |                                | DETERIORATING |                              |                                |             |
|                                    |        | TOTAL                             | WITH ALL PLUMBING FACILITIES | LACKING SOME OR ALL FACILITIES | TOTAL         | WITH ALL PLUMBING FACILITIES | LACKING SOME OR ALL FACILITIES |             |
| OWNER-OCCUPIED UNITS . . . . .     | 74 856 | 67 585                            | 66 825                       | 760                            | 6 412         | 6 188                        | 224                            | 859         |
| YEAR STRUCTURE BUILT               |        |                                   |                              |                                |               |                              |                                |             |
| 1959 TO MARCH 1960 . . . . .       | 167    | 163                               | 163                          | ...                            | 4             | 4                            | ...                            | ...         |
| 1955 TO 1958 . . . . .             | 1 485  | 1 485                             | 1 485                        | ...                            | ...           | ...                          | ...                            | ...         |
| 1950 TO 1954 . . . . .             | 2 515  | 2 499                             | 2 499                        | ...                            | 12            | 12                           | ...                            | 4           |
| 1940 TO 1949 . . . . .             | 2 009  | 1 998                             | 1 998                        | ...                            | 8             | 8                            | ...                            | 3           |
| 1939 OR EARLIER . . . . .          | 68 680 | 61 440                            | 60 680                       | 760                            | 6 388         | 6 164                        | 224                            | 852         |
| INCOME IN 1959 <sup>1</sup>        |        |                                   |                              |                                |               |                              |                                |             |
| LESS THAN \$2,000 . . . . .        | 10 129 | 8 756                             | 8 447                        | 309                            | 1 172         | 1 077                        | 95                             | 201         |
| \$2,000 TO \$2,999 . . . . .       | 4 722  | 4 103                             | 4 017                        | 86                             | 552           | 518                          | 34                             | 67          |
| \$3,000 TO \$3,999 . . . . .       | 4 986  | 4 319                             | 4 252                        | 67                             | 559           | 539                          | 20                             | 108         |
| \$4,000 TO \$4,999 . . . . .       | 7 365  | 6 510                             | 6 421                        | 89                             | 770           | 744                          | 26                             | 85          |
| \$5,000 TO \$5,999 . . . . .       | 9 948  | 8 932                             | 8 863                        | 69                             | 913           | 880                          | 33                             | 103         |
| \$6,000 TO \$6,999 . . . . .       | 8 656  | 7 755                             | 7 731                        | 24                             | 771           | 759                          | 12                             | 130         |
| \$7,000 TO \$7,999 . . . . .       | 6 801  | 6 202                             | 6 184                        | 18                             | 548           | 548                          | ...                            | 51          |
| \$8,000 TO \$9,999 . . . . .       | 9 463  | 8 791                             | 8 745                        | 46                             | 597           | 593                          | 4                              | 75          |
| \$10,000 TO \$14,999 . . . . .     | 8 873  | 8 402                             | 8 363                        | 39                             | 439           | 439                          | ...                            | 32          |
| \$15,000 OR MORE . . . . .         | 3 913  | 3 815                             | 3 802                        | 13                             | 91            | 91                           | ...                            | 7           |
| MEDIAN . . . . . DOLLARS.          | 6 000  | 6 200                             | 6 200                        | 2 800                          | 5 200         | 5 200                        | 2 500                          | 4 600       |
| VALUE-INCOME RATIO                 |        |                                   |                              |                                |               |                              |                                |             |
| TOTAL . . . . .                    | 39 062 | 35 991                            | 35 855                       | 136                            | 2 647         | 2 574                        | 73                             | 424         |
| LESS THAN 1.5 . . . . .            | 14 982 | 13 509                            | 13 480                       | 29                             | 1 283         | 1 263                        | 20                             | 190         |
| 1.5 TO 1.9 . . . . .               | 7 495  | 7 025                             | 7 005                        | 20                             | 416           | 408                          | 8                              | 54          |
| 2.0 TO 2.4 . . . . .               | 5 020  | 4 716                             | 4 707                        | 9                              | 264           | 264                          | ...                            | 40          |
| 2.5 TO 2.9 . . . . .               | 2 844  | 2 716                             | 2 699                        | 17                             | 122           | 118                          | 4                              | 6           |
| 3.0 TO 3.9 . . . . .               | 2 687  | 2 534                             | 2 522                        | 12                             | 130           | 118                          | 12                             | 23          |
| 4.0 OR MORE . . . . .              | 5 391  | 4 938                             | 4 900                        | 38                             | 365           | 336                          | 29                             | 88          |
| NOT COMPUTED . . . . .             | 643    | 553                               | 542                          | 11                             | 67            | 67                           | ...                            | 23          |
| PERSONS                            |        |                                   |                              |                                |               |                              |                                |             |
| 1 PERSON . . . . .                 | 7 744  | 6 761                             | 6 464                        | 297                            | 817           | 737                          | 80                             | 166         |
| 2 PERSONS . . . . .                | 22 335 | 20 498                            | 20 245                       | 253                            | 1 666         | 1 596                        | 70                             | 171         |
| 3 PERSONS . . . . .                | 15 479 | 14 184                            | 14 099                       | 85                             | 1 171         | 1 144                        | 27                             | 124         |
| 4 PERSONS . . . . .                | 12 867 | 11 795                            | 11 720                       | 75                             | 944           | 927                          | 17                             | 128         |
| 5 PERSONS . . . . .                | 8 495  | 7 617                             | 7 598                        | 19                             | 800           | 781                          | 19                             | 78          |
| 6 PERSONS OR MORE . . . . .        | 7 936  | 6 730                             | 6 699                        | 31                             | 1 014         | 1 003                        | 11                             | 192         |
| MEDIAN . . . . .                   | 3.0    | 3.0                               | 3.0                          | 1.8                            | 3.1           | 3.2                          | 2.0                            | 3.2         |
| PERSONS PER ROOM                   |        |                                   |                              |                                |               |                              |                                |             |
| 0.50 OR LESS . . . . .             | 43 262 | 39 435                            | 38 894                       | 541                            | 3 443         | 3 289                        | 154                            | 384         |
| 0.51 TO 1.00 . . . . .             | 28 846 | 25 956                            | 25 756                       | 200                            | 2 536         | 2 476                        | 60                             | 354         |
| 1.01 OR MORE . . . . .             | 2 748  | 2 194                             | 2 175                        | 19                             | 433           | 423                          | 10                             | 121         |
| RENTER-OCCUPIED UNITS . . . . .    | 94 230 | 73 887                            | 68 236                       | 5 651                          | 15 681        | 13 541                       | 2 140                          | 4 662       |
| YEAR STRUCTURE BUILT               |        |                                   |                              |                                |               |                              |                                |             |
| 1959 TO MARCH 1960 . . . . .       | 255    | 239                               | 239                          | ...                            | 12            | 4                            | 8                              | 4           |
| 1955 TO 1958 . . . . .             | 2 126  | 2 107                             | 2 099                        | 8                              | 11            | 11                           | ...                            | 8           |
| 1950 TO 1954 . . . . .             | 1 961  | 1 945                             | 1 932                        | 13                             | 12            | 12                           | ...                            | 4           |
| 1940 TO 1949 . . . . .             | 2 970  | 2 867                             | 2 855                        | 12                             | 78            | 78                           | ...                            | 25          |
| 1939 OR EARLIER . . . . .          | 86 918 | 66 729                            | 61 111                       | 5 618                          | 15 568        | 13 436                       | 2 132                          | 4 621       |
| INCOME IN 1959 <sup>1</sup>        |        |                                   |                              |                                |               |                              |                                |             |
| LESS THAN \$2,000 . . . . .        | 20 296 | 14 426                            | 11 976                       | 2 450                          | 4 218         | 3 094                        | 1 124                          | 1 652       |
| \$2,000 TO \$2,999 . . . . .       | 9 465  | 7 007                             | 6 247                        | 760                            | 1 861         | 1 616                        | 245                            | 597         |
| \$3,000 TO \$3,999 . . . . .       | 10 373 | 7 885                             | 7 236                        | 649                            | 1 934         | 1 669                        | 265                            | 554         |
| \$4,000 TO \$4,999 . . . . .       | 13 666 | 10 730                            | 10 116                       | 614                            | 2 296         | 2 084                        | 212                            | 640         |
| \$5,000 TO \$5,999 . . . . .       | 13 139 | 10 536                            | 9 973                        | 563                            | 2 050         | 1 941                        | 109                            | 553         |
| \$6,000 TO \$6,999 . . . . .       | 9 206  | 7 703                             | 7 427                        | 276                            | 1 231         | 1 131                        | 100                            | 272         |
| \$7,000 TO \$7,999 . . . . .       | 5 756  | 4 850                             | 4 720                        | 130                            | 731           | 690                          | 41                             | 175         |
| \$8,000 TO \$9,999 . . . . .       | 6 728  | 5 764                             | 5 643                        | 121                            | 840           | 816                          | 24                             | 124         |
| \$10,000 TO \$14,999 . . . . .     | 4 471  | 3 900                             | 3 820                        | 80                             | 484           | 464                          | 20                             | 87          |
| \$15,000 OR MORE . . . . .         | 1 130  | 1 086                             | 1 078                        | 8                              | 36            | 36                           | ...                            | 8           |
| MEDIAN . . . . . DOLLARS.          | 4 500  | 4 700                             | 4 900                        | 2 500                          | 3 900         | 4 200                        | 2 000-                         | 3 100       |
| GROSS RENT AS PERCENTAGE OF INCOME |        |                                   |                              |                                |               |                              |                                |             |
| TOTAL . . . . .                    | 94 230 | 73 887                            | 68 236                       | 5 651                          | 15 681        | 13 541                       | 2 140                          | 4 662       |
| LESS THAN 10 PERCENT . . . . .     | 11 216 | 9 030                             | 7 929                        | 1 101                          | 1 726         | 1 401                        | 325                            | 460         |
| 10 TO 14 PERCENT . . . . .         | 19 921 | 15 939                            | 15 035                       | 904                            | 3 224         | 2 887                        | 337                            | 758         |
| 15 TO 19 PERCENT . . . . .         | 17 541 | 14 430                            | 13 800                       | 630                            | 2 466         | 2 288                        | 178                            | 645         |
| 20 TO 24 PERCENT . . . . .         | 10 998 | 8 852                             | 8 454                        | 398                            | 1 689         | 1 464                        | 225                            | 457         |
| 25 TO 34 PERCENT . . . . .         | 10 795 | 8 273                             | 7 616                        | 657                            | 1 922         | 1 633                        | 289                            | 600         |
| 35 PERCENT OR MORE . . . . .       | 19 345 | 14 020                            | 12 422                       | 1 598                          | 3 881         | 3 220                        | 661                            | 1 444       |
| NOT COMPUTED . . . . .             | 4 414  | 3 343                             | 2 980                        | 363                            | 773           | 648                          | 125                            | 298         |
| PERSONS                            |        |                                   |                              |                                |               |                              |                                |             |
| 1 PERSON . . . . .                 | 21 389 | 16 842                            | 12 839                       | 4 003                          | 3 289         | 1 837                        | 1 452                          | 1 258       |
| 2 PERSONS . . . . .                | 25 907 | 21 414                            | 20 551                       | 863                            | 3 612         | 3 256                        | 356                            | 881         |
| 3 PERSONS . . . . .                | 17 155 | 13 762                            | 13 297                       | 465                            | 2 743         | 2 577                        | 166                            | 650         |
| 4 PERSONS . . . . .                | 13 695 | 10 694                            | 10 485                       | 209                            | 2 336         | 2 246                        | 90                             | 665         |
| 5 PERSONS . . . . .                | 8 277  | 6 250                             | 6 174                        | 76                             | 1 662         | 1 606                        | 56                             | 365         |
| 6 PERSONS OR MORE . . . . .        | 7 807  | 4 925                             | 4 890                        | 35                             | 2 039         | 2 019                        | 20                             | 843         |
| MEDIAN . . . . .                   | 2.5    | 2.4                               | 2.6                          | 1.2                            | 2.8           | 3.2                          | 1.2                            | 2.8         |
| PERSONS PER ROOM                   |        |                                   |                              |                                |               |                              |                                |             |
| 0.50 OR LESS . . . . .             | 42 955 | 35 426                            | 33 758                       | 1 668                          | 5 918         | 5 302                        | 616                            | 1 611       |
| 0.51 TO 1.00 . . . . .             | 44 609 | 34 274                            | 30 558                       | 3 716                          | 8 016         | 6 637                        | 1 379                          | 2 319       |
| 1.01 OR MORE . . . . .             | 6 666  | 4 187                             | 3 920                        | 267                            | 1 747         | 1 602                        | 145                            | 732         |

<sup>1</sup> INCOME OF PRIMARY FAMILIES AND INDIVIDUALS.

Metropolitan Housing

Table B-5.—ROOMS IN OWNER- AND RENTER-OCCUPIED HOUSING UNITS, FOR THE CITY OF BUFFALO: 1960

[Based on sample; median not shown where base is insufficient; see text. Plus (+) after number indicates median above that number]

| SUBJECT                                   | TOTAL         | 1 ROOM       | 2 ROOMS      | 3 ROOMS       | 4 ROOMS       | 5 ROOMS       | 6 ROOMS       | 7 ROOMS       | 8 ROOMS OR MORE | MEDIAN     |
|---|---------------|--------------|--------------|---------------|---------------|---------------|---------------|---------------|-----------------|------------|
| <b>OWNER-OCCUPIED UNITS . . . . .</b>     | <b>74 856</b> | <b>63</b>    | <b>262</b>   | <b>1 195</b>  | <b>5 430</b>  | <b>13 815</b> | <b>29 536</b> | <b>13 996</b> | <b>10 559</b>   | <b>6.1</b> |
| <b>BEDROOMS</b>                           |               |              |              |               |               |               |               |               |                 |            |
| 0 TO 2 . . . . .                          | 20 153        | 37           | 193          | 1 397         | 4 998         | 8 772         | 3 503         | 907           | 346             | 4.9        |
| 3 . . . . .                               | 39 682        | ...          | ...          | ...           | 351           | 4 141         | 25 012        | 7 987         | 2 191           | 6.1        |
| 4 OR MORE . . . . .                       | 14 878        | ...          | ...          | ...           | 190           | 320           | 2 173         | 4 784         | 7 411           | 7.5        |
| <b>BATHROOMS</b>                          |               |              |              |               |               |               |               |               |                 |            |
| 1 . . . . .                               | 64 220        | 32           | 177          | 964           | 4 789         | 12 925        | 26 964        | 11 887        | 6 482           | 6.0        |
| MORE THAN 1 . . . . .                     | 9 606         | ...          | 5            | 56            | 285           | 801           | 2 181         | 2 173         | 4 105           | 7.2        |
| SHARED OR NONE . . . . .                  | 1 036         | 39           | 96           | 117           | 300           | 191           | 133           | 60            | 100             | 4.4        |
| <b>YEAR STRUCTURE BUILT</b>               |               |              |              |               |               |               |               |               |                 |            |
| 1959 TO MARCH 1960 . . . . .              | 167           | ...          | ...          | ...           | 67            | 56            | 28            | 8             | 8               | ...        |
| 1955 TO 1958 . . . . .                    | 1 485         | ...          | 9            | 8             | 360           | 566           | 401           | 76            | 65              | 5.1        |
| 1950 TO 1954 . . . . .                    | 2 515         | 4            | ...          | 8             | 623           | 901           | 697           | 180           | 102             | 5.2        |
| 1940 TO 1949 . . . . .                    | 2 009         | ...          | ...          | 24            | 384           | 596           | 724           | 183           | 98              | 5.5        |
| 1939 OR EARLIER . . . . .                 | 68 680        | 59           | 253          | 1 155         | 3 996         | 11 696        | 27 686        | 13 549        | 10 286          | 6.1        |
| <b>CONDITION AND PLUMBING</b>             |               |              |              |               |               |               |               |               |                 |            |
| SOUND . . . . .                           | 67 585        | 59           | 230          | 1 000         | 4 700         | 12 444        | 26 898        | 12 768        | 9 486           | 6.1        |
| WITH ALL PLUMBING FACILITIES . . . . .    | 66 825        | 33           | 155          | 929           | 4 485         | 12 291        | 26 790        | 12 722        | 9 420           | 6.1        |
| LACKING SOME OR ALL FACILITIES . . . . .  | 760           | 26           | 75           | 71            | 215           | 153           | 108           | 46            | 66              | 4.5        |
| DETERIORATING . . . . .                   | 6 412         | 4            | 20           | 149           | 624           | 1 190         | 2 336         | 1 118         | 971             | 6.0        |
| WITH ALL PLUMBING FACILITIES . . . . .    | 6 188         | ...          | 16           | 118           | 548           | 1 149         | 2 311         | 1 098         | 948             | 6.0        |
| LACKING SOME OR ALL FACILITIES . . . . .  | 224           | 4            | 4            | 31            | 76            | 41            | 25            | 20            | 23              | 4.5        |
| DILAPIDATED . . . . .                     | 859           | ...          | 12           | 46            | 106           | 181           | 302           | 110           | 102             | 5.8        |
| <b>VALUE-INCOME RATIO</b>                 |               |              |              |               |               |               |               |               |                 |            |
| TOTAL . . . . .                           | 39 062        | 16           | 45           | 186           | 1 667         | 5 245         | 13 810        | 9 391         | 8 702           | 6.4        |
| LESS THAN 1.5 . . . . .                   | 14 982        | ...          | 7            | 28            | 519           | 1 634         | 4 776         | 3 866         | 4 152           | 6.6        |
| 1.5 TO 1.9 . . . . .                      | 7 495         | 4            | ...          | 4             | 349           | 1 002         | 2 985         | 1 727         | 1 424           | 6.3        |
| 2.0 TO 2.9 . . . . .                      | 7 864         | 4            | 4            | 61            | 408           | 1 223         | 2 950         | 1 802         | 1 412           | 6.3        |
| 3.0 OR MORE . . . . .                     | 8 078         | 8            | 30           | 81            | 370           | 1 283         | 2 839         | 1 876         | 1 591           | 6.3        |
| NOT COMPUTED . . . . .                    | 643           | ...          | 4            | 12            | 21            | 103           | 260           | 120           | 123             | 6.2        |
| <b>PERSONS</b>                            |               |              |              |               |               |               |               |               |                 |            |
| 1 PERSON . . . . .                        | 7 744         | 55           | 182          | 572           | 985           | 1 805         | 2 498         | 977           | 670             | 5.6        |
| 2 PERSONS . . . . .                       | 22 335        | 4            | 76           | 503           | 2 408         | 5 307         | 8 601         | 3 461         | 1 975           | 5.8        |
| 3 PERSONS . . . . .                       | 15 479        | 4            | 4            | 81            | 1 023         | 2 950         | 6 556         | 2 937         | 1 924           | 6.1        |
| 4 PERSONS . . . . .                       | 12 867        | ...          | ...          | 24            | 707           | 2 086         | 5 570         | 2 453         | 2 027           | 6.1        |
| 5 PERSONS . . . . .                       | 8 495         | ...          | ...          | 12            | 214           | 1 013         | 3 691         | 2 056         | 1 509           | 6.3        |
| 6 PERSONS OR MORE . . . . .               | 7 936         | ...          | ...          | 3             | 93            | 654           | 2 620         | 2 112         | 2 454           | 6.8        |
| MEDIAN . . . . .                          | 3.0           | ...          | 1.2          | 1.6           | 2.2           | 2.5           | 3.1           | 3.4           | 3.9             | ...        |
| <b>RENTER-OCCUPIED UNITS . . . . .</b>    | <b>94 230</b> | <b>5 421</b> | <b>3 093</b> | <b>12 224</b> | <b>22 478</b> | <b>21 067</b> | <b>22 070</b> | <b>6 009</b>  | <b>1 868</b>    | <b>4.7</b> |
| <b>BEDROOMS</b>                           |               |              |              |               |               |               |               |               |                 |            |
| NONE . . . . .                            | 6 446         | 5 598        | 591          | 257           | ...           | ...           | ...           | ...           | ...             | 1.1        |
| 1 . . . . .                               | 18 457        | ...          | 2 133        | 11 283        | 3 750         | 915           | 315           | 41            | 20              | 3.1        |
| 2 . . . . .                               | 36 996        | ...          | 96           | 858           | 18 037        | 14 351        | 2 967         | 534           | 153             | 4.5        |
| 3 OR MORE . . . . .                       | 32 474        | ...          | ...          | ...           | 848           | 5 723         | 18 847        | 5 400         | 1 656           | 6.0        |
| <b>BATHROOMS</b>                          |               |              |              |               |               |               |               |               |                 |            |
| 1 . . . . .                               | 83 665        | 832          | 2 101        | 10 987        | 20 639        | 20 352        | 21 432        | 5 785         | 1 537           | 4.9        |
| MORE THAN 1 . . . . .                     | 1 626         | 26           | 21           | 88            | 231           | 285           | 413           | 239           | 323             | 5.9        |
| SHARED OR NONE . . . . .                  | 8 933         | 4 521        | 1 057        | 1 086         | 1 553         | 483           | 192           | 26            | 15              | 1.5        |
| <b>YEAR STRUCTURE BUILT</b>               |               |              |              |               |               |               |               |               |                 |            |
| 1959 TO MARCH 1960 . . . . .              | 255           | 4            | 8            | 24            | 96            | 102           | 21            | ...           | ...             | 4.5        |
| 1955 TO 1958 . . . . .                    | 2 126         | 8            | 105          | 121           | 806           | 750           | 304           | 28            | 4               | 4.5        |
| 1950 TO 1954 . . . . .                    | 1 961         | 13           | 8            | 323           | 935           | 430           | 192           | 43            | 17              | 4.2        |
| 1940 TO 1949 . . . . .                    | 2 970         | 21           | 12           | 313           | 1 317         | 999           | 296           | 9             | 3               | 4.4        |
| 1939 OR EARLIER . . . . .                 | 86 918        | 5 375        | 2 960        | 11 443        | 19 324        | 18 786        | 21 257        | 5 929         | 1 844           | 4.7        |
| <b>CONDITION AND PLUMBING</b>             |               |              |              |               |               |               |               |               |                 |            |
| SOUND . . . . .                           | 73 887        | 3 797        | 2 380        | 10 042        | 17 540        | 16 348        | 17 960        | 4 560         | 1 260           | 4.7        |
| WITH ALL PLUMBING FACILITIES . . . . .    | 68 236        | 845          | 1 740        | 9 406         | 16 461        | 16 104        | 17 876        | 4 544         | 1 260           | 4.9        |
| LACKING SOME OR ALL FACILITIES . . . . .  | 5 651         | 2 952        | 640          | 636           | 1 079         | 244           | 84            | 16            | ...             | 1.5        |
| DETERIORATING . . . . .                   | 15 681        | 1 077        | 519          | 1 701         | 3 876         | 3 642         | 3 236         | 1 177         | 453             | 4.7        |
| WITH ALL PLUMBING FACILITIES . . . . .    | 13 541        | 16           | 240          | 1 453         | 3 497         | 3 518         | 3 195         | 1 173         | 449             | 4.9        |
| LACKING SOME OR ALL FACILITIES . . . . .  | 2 140         | 1 061        | 279          | 248           | 379           | 124           | 41            | 4             | 4               | 1.5        |
| DILAPIDATED . . . . .                     | 4 662         | 547          | 194          | 481           | 1 062         | 1 077         | 874           | 272           | 155             | 4.5        |
| <b>GROSS RENT AS PERCENTAGE OF INCOME</b> |               |              |              |               |               |               |               |               |                 |            |
| TOTAL . . . . .                           | 94 230        | 5 421        | 3 093        | 12 224        | 22 478        | 21 067        | 22 070        | 6 009         | 1 868           | 4.7        |
| LESS THAN 10 PERCENT . . . . .            | 11 216        | 855          | 368          | 1 117         | 2 941         | 2 263         | 2 772         | 754           | 146             | 4.6        |
| 10 TO 14 PERCENT . . . . .                | 19 921        | 815          | 428          | 2 245         | 4 823         | 4 798         | 5 210         | 1 261         | 341             | 4.8        |
| 15 TO 19 PERCENT . . . . .                | 17 541        | 578          | 422          | 1 752         | 4 038         | 4 365         | 4 826         | 1 268         | 292             | 5.0        |
| 20 TO 24 PERCENT . . . . .                | 10 998        | 467          | 278          | 1 300         | 2 514         | 2 623         | 2 769         | 819           | 228             | 4.9        |
| 25 TO 34 PERCENT . . . . .                | 10 795        | 740          | 400          | 1 584         | 2 491         | 2 234         | 2 442         | 716           | 188             | 4.6        |
| 35 PERCENT OR MORE . . . . .              | 19 345        | 1 635        | 984          | 3 558         | 4 705         | 3 943         | 3 245         | 877           | 398             | 4.2        |
| NOT COMPUTED . . . . .                    | 4 414         | 331          | 213          | 668           | 966           | 841           | 806           | 314           | 275             | 4.5        |
| <b>PERSONS</b>                            |               |              |              |               |               |               |               |               |                 |            |
| 1 PERSON . . . . .                        | 21 389        | 5 131        | 2 317        | 5 915         | 4 110         | 2 295         | 1 227         | 294           | 100             | 3.0        |
| 2 PERSONS . . . . .                       | 25 907        | 237          | 638          | 4 588         | 7 851         | 6 205         | 5 030         | 1 121         | 237             | 4.5        |
| 3 PERSONS . . . . .                       | 17 155        | 33           | 106          | 1 247         | 5 189         | 4 700         | 4 723         | 901           | 256             | 4.9        |
| 4 PERSONS . . . . .                       | 13 695        | 16           | 16           | 294           | 3 400         | 3 785         | 4 637         | 1 203         | 344             | 5.3        |
| 5 PERSONS . . . . .                       | 8 277         | 4            | 12           | 136           | 1 312         | 2 158         | 3 296         | 1 015         | 344             | 5.7        |
| 6 PERSONS OR MORE . . . . .               | 7 800         | ...          | 4            | 44            | 616           | 1 924         | 3 157         | 1 475         | 587             | 5.9        |
| MEDIAN . . . . .                          | 2.5           | 1.0          | 1.2          | 1.5           | 2.4           | 2.9           | 3.5           | 4.1           | 4.5             | ...        |



Table B-6.—UNITS IN STRUCTURE FOR OWNER- AND RENTER-OCCUPIED HOUSING UNITS, FOR THE CITY OF BUFFALO: 1960

[Based on sample; median not shown where base is insufficient; see text. Plus (+) or minus (-) after number indicates median above or below that number]

| SUBJECT                                    | OWNER OCCUPIED |        |                 |          | RENTER OCCUPIED |        |         |               |               |                  | ELEVATOR IN STRUCTURE |          |
|--|----------------|--------|-----------------|----------|-----------------|--------|---------|---------------|---------------|------------------|-----------------------|----------|
|  | TOTAL          | 1 UNIT | 2 UNITS OR MORE | TRAILERS | TOTAL           | 1 UNIT | 2 UNITS | 3 AND 4 UNITS | 5 TO 19 UNITS | 20 UNITS OR MORE |                       | TRAILERS |
| ALL OCCUPIED UNITS . . . . .               | 74 862         | 39 058 | 35 796          | 8        | 94 224          | 9 965  | 45 638  | 17 885        | 13 714        | 7 018            | 4                     | 4 460    |
| ROOMS                                      |                |        |                 |          |                 |        |         |               |               |                  |                       |          |
| 1 ROOM . . . . .                           | 71             | 5      | 66              | ...      | 5 379           | 97     | 142     | 444           | 3 126         | 1 570            | ...                   | 862      |
| 2 ROOMS . . . . .                          | 278            | 29     | 249             | ...      | 3 179           | 146    | 558     | 883           | 1 034         | 558              | ...                   | 352      |
| 3 ROOMS . . . . .                          | 1 137          | 195    | 942             | ...      | 12 161          | 653    | 3 379   | 3 384         | 3 313         | 1 432            | ...                   | 875      |
| 4 ROOMS . . . . .                          | 5 374          | 1 716  | 3 654           | 4        | 22 423          | 2 039  | 8 873   | 6 224         | 3 570         | 1 713            | 4                     | 1 227    |
| 5 ROOMS . . . . .                          | 13 917         | 5 376  | 8 537           | 4        | 21 120          | 2 356  | 11 799  | 3 859         | 1 800         | 1 306            | ...                   | 799      |
| 6 ROOMS . . . . .                          | 29 278         | 13 188 | 16 090          | ...      | 22 037          | 2 624  | 16 228  | 2 232         | 634           | 319              | ...                   | 233      |
| 7 ROOMS OR MORE . . . . .                  | 24 807         | 18 549 | 6 258           | ...      | 7 925           | 2 050  | 4 659   | 859           | 237           | 120              | ...                   | 112      |
| MEDIAN . . . . .                           | 6.1            | 6.4    | 5.8             | ...      | 4.7             | 5.4    | 5.3     | 4.2           | 3.3           | 3.5              | ...                   | 3.6      |
| YEAR STRUCTURE BUILT                       |                |        |                 |          |                 |        |         |               |               |                  |                       |          |
| 1959 TO MARCH 1960 . . . . .               | 179            | 153    | 26              | ...      | 264             | 71     | 45      | 36            | ...           | 112              | ...                   | 112      |
| 1955 TO 1958 . . . . .                     | 1 451          | 1 219  | 228             | 4        | 2 092           | 110    | 213     | 107           | 78            | 1 584            | ...                   | 1 353    |
| 1950 TO 1954 . . . . .                     | 2 431          | 2 166  | 265             | ...      | 1 974           | 380    | 419     | 225           | 388           | 558              | 4                     | 538      |
| 1940 TO 1949 . . . . .                     | 2 040          | 1 556  | 484             | ...      | 2 932           | 284    | 685     | 584           | 1 159         | 220              | ...                   | 39       |
| 1939 OR EARLIER . . . . .                  | 68 761         | 33 964 | 34 793          | 4        | 86 962          | 9 120  | 44 276  | 16 933        | 12 089        | 4 544            | ...                   | 2 418    |
| CONDITION AND PLUMBING                     |                |        |                 |          |                 |        |         |               |               |                  |                       |          |
| SOUND . . . . .                            | 67 584         | 36 103 | 31 473          | 8        | 73 843          | 7 380  | 36 761  | 12 492        | 10 556        | 6 654            | ...                   | 4 372    |
| WITH ALL PLUMBING FACIL. . . . .           | 66 809         | 35 983 | 30 818          | 8        | 68 128          | 7 190  | 35 636  | 11 353        | 8 173         | 5 776            | ...                   | 3 876    |
| LACKING SOME OR ALL FACIL. . . . .         | 775            | 120    | 655             | ...      | 5 715           | 190    | 1 125   | 1 139         | 2 383         | 878              | ...                   | 496      |
| DETERIORATING . . . . .                    | 6 391          | 2 591  | 3 800           | ...      | 15 680          | 2 009  | 6 992   | 4 118         | 2 306         | 251              | 4                     | 64       |
| WITH ALL PLUMBING FACIL. . . . .           | 6 191          | 2 514  | 3 677           | ...      | 13 583          | 1 888  | 6 627   | 3 609         | 1 361         | 94               | 4                     | 39       |
| LACKING SOME OR ALL FACIL. . . . .         | 200            | 77     | 123             | ...      | 2 097           | 121    | 365     | 509           | 945           | 157              | ...                   | 25       |
| DILAPIDATED . . . . .                      | 887            | 364    | 523             | ...      | 4 701           | 576    | 1 885   | 1 275         | 852           | 113              | ...                   | 24       |
| GROSS RENT                                 |                |        |                 |          |                 |        |         |               |               |                  |                       |          |
| TOTAL . . . . .                            | ...            | ...    | ...             | ...      | 94 224          | 9 965  | 45 638  | 17 885        | 13 714        | 7 018            | 4                     | 4 343    |
| LESS THAN \$30 . . . . .                   | ...            | ...    | ...             | ...      | 2 631           | 71     | 229     | 361           | 1 711         | 259              | ...                   | 75       |
| \$30 TO \$39 . . . . .                     | ...            | ...    | ...             | ...      | 5 367           | 362    | 1 480   | 1 080         | 1 933         | 512              | ...                   | 286      |
| \$40 TO \$49 . . . . .                     | ...            | ...    | ...             | ...      | 9 466           | 715    | 3 517   | 2 279         | 1 945         | 1 010            | ...                   | 768      |
| \$50 TO \$59 . . . . .                     | ...            | ...    | ...             | ...      | 13 504          | 1 292  | 5 717   | 3 239         | 1 951         | 1 305            | ...                   | 1 096    |
| \$60 TO \$69 . . . . .                     | ...            | ...    | ...             | ...      | 15 113          | 1 523  | 7 271   | 3 424         | 2 063         | 828              | 4                     | 544      |
| \$70 TO \$79 . . . . .                     | ...            | ...    | ...             | ...      | 14 328          | 1 565  | 7 750   | 2 858         | 1 597         | 558              | ...                   | 326      |
| \$80 TO \$99 . . . . .                     | ...            | ...    | ...             | ...      | 20 797          | 2 139  | 12 765  | 3 165         | 1 643         | 1 085            | ...                   | 507      |
| \$100 TO \$119 . . . . .                   | ...            | ...    | ...             | ...      | 7 747           | 1 025  | 4 676   | 900           | 397           | 749              | ...                   | 277      |
| \$120 OR MORE . . . . .                    | ...            | ...    | ...             | ...      | 2 970           | 543    | 1 143   | 379           | 304           | 601              | ...                   | 424      |
| NO CASH RENT . . . . .                     | ...            | ...    | ...             | ...      | 2 301           | 730    | 1 090   | 200           | 170           | 111              | ...                   | 40       |
| MEDIAN . . . . . DOLLARS . . . . .         | ...            | ...    | ...             | ...      | 70              | 74     | 75      | 66            | 56            | 64               | ...                   | 59       |
| HEATING EQUIPMENT                          |                |        |                 |          |                 |        |         |               |               |                  |                       |          |
| STEAM OR HOT WATER . . . . .               | 14 601         | 8 222  | 6 379           | ...      | 24 275          | 1 865  | 5 086   | 3 388         | 7 591         | 6 345            | ...                   | 4 270    |
| WARM AIR FURNACE . . . . .                 | 44 572         | 24 444 | 20 128          | ...      | 32 226          | 3 244  | 20 665  | 4 350         | 3 481         | 486              | ...                   | 155      |
| FLOOR, WALL, OR PIPELESS FURNACE . . . . . | 2 946          | 1 544  | 1 402           | ...      | 1 989           | 365    | 1 096   | 401           | 122           | 5                | ...                   | 5        |
| BUILT-IN ELECTRIC UNIT . . . . .           | 86             | 49     | 37              | ...      | 81              | 10     | 38      | 19            | 9             | 5                | ...                   | ...      |
| OTHER MEANS WITH FLUE . . . . .            | 12 357         | 4 674  | 7 675           | 8        | 34 570          | 4 333  | 18 241  | 9 423         | 2 402         | 167              | 4                     | 25       |
| OTHER MEANS WITHOUT FLUE . . . . .         | 268            | 99     | 169             | ...      | 983             | 123    | 477     | 279           | 94            | 10               | ...                   | 5        |
| NONE . . . . .                             | 32             | 26     | 6               | ...      | 100             | 25     | 35      | 25            | 15            | ...              | ...                   | ...      |
| PERSONS                                    |                |        |                 |          |                 |        |         |               |               |                  |                       |          |
| 1 PERSON . . . . .                         | 7 698          | 3 076  | 4 618           | 4        | 21 354          | 1 261  | 5 595   | 4 549         | 6 525         | 3 424            | ...                   | 1 980    |
| 2 PERSONS . . . . .                        | 22 396         | 11 265 | 11 131          | ...      | 25 910          | 2 526  | 12 781  | 5 331         | 3 464         | 1 804            | 4                     | 1 073    |
| 3 PERSONS . . . . .                        | 15 415         | 7 927  | 7 484           | 4        | 17 259          | 1 921  | 9 957   | 3 341         | 1 418         | 622              | ...                   | 384      |
| 4 PERSONS . . . . .                        | 12 728         | 6 825  | 5 903           | ...      | 13 701          | 1 720  | 8 390   | 2 273         | 980           | 338              | ...                   | 274      |
| 5 PERSONS . . . . .                        | 8 602          | 4 878  | 3 724           | ...      | 8 256           | 1 150  | 5 015   | 1 225         | 532           | 334              | ...                   | 268      |
| 6 PERSONS OR MORE . . . . .                | 8 023          | 5 087  | 2 936           | ...      | 7 744           | 1 387  | 3 900   | 1 166         | 795           | 496              | ...                   | 481      |
| MEDIAN . . . . .                           | 3.0            | 3.2    | 2.8             | ...      | 2.5             | 3.1    | 2.9     | 2.3           | 1.6           | 1.5              | ...                   | 1.7      |
| YEAR MOVED INTO UNIT                       |                |        |                 |          |                 |        |         |               |               |                  |                       |          |
| 1959 TO MARCH 1960 . . . . .               | 4 471          | 2 323  | 2 144           | 4        | 27 921          | 2 852  | 12 767  | 5 753         | 4 201         | 2 348            | ...                   | 1 656    |
| 1958 . . . . .                             | 3 276          | 1 645  | 1 631           | ...      | 12 376          | 1 321  | 5 771   | 2 403         | 1 953         | 928              | ...                   | 595      |
| 1950 TO 1957 . . . . .                     | 24 387         | 13 057 | 11 330          | ...      | 35 059          | 3 723  | 17 548  | 6 324         | 5 315         | 2 145            | 4                     | 1 271    |
| 1940 TO 1949 . . . . .                     | 20 635         | 10 628 | 10 007          | ...      | 11 797          | 1 149  | 5 832   | 2 329         | 1 465         | 1 022            | ...                   | 585      |
| 1939 OR EARLIER . . . . .                  | 22 093         | 11 405 | 10 684          | 4        | 7 071           | 920    | 3 720   | 1 076         | 780           | 575              | ...                   | 353      |



Table B-8.—OCCUPIED HOUSING UNITS SHARING OR LACKING SPECIFIED FACILITIES, FOR THE CITY OF BUFFALO: 1960

[Based on sample; the "total" columns are not additive; see text]

| SUBJECT  | UNITS SHARING-- |             |                               |                         |              |                                | UNITS WITH NO BATH AND/OR TOILET <sup>1</sup> |                           |
|--|-----------------|-------------|-------------------------------|-------------------------|--------------|--------------------------------|---|---------------------------|
|  | TOTAL           | ACCESS ONLY | ACCESS AND BATH AND/OR TOILET | BATH AND/OR TOILET ONLY | COOKING ONLY | COOKING AND BATH AND/OR TOILET | TOTAL   | SHARING ACCESS OR COOKING |
| <b>UNITS IN STRUCTURE</b>                          |                 |             |                               |                         |              |                                |   |                           |
| OWNER OCCUPIED . . . . .                           | 522             | ...         | ...                           | 438                     | 16           | 68                             | 390   | ...                       |
| 1 . . . . .  | 6               | ...         | ...                           | ...                     | 6            | ...                            | 100   | ...                       |
| 2 OR MORE . . . . .                                | 516             | ...         | ...                           | 438                     | 10           | 68                             | 290   | ...                       |
| RENTER OCCUPIED . . . . .                          | 7 211           | 45          | 25                            | 2 397                   | 527          | 4 217                          | 1 984   | 44                        |
| 1 . . . . .  | 33              | ...         | ...                           | ...                     | 33           | ...                            | 238   | ...                       |
| 2 . . . . .  | 597             | 35          | 20                            | 395                     | 34           | 113                            | 1 007   | 24                        |
| 3 AND 4 . . . . .                                  | 1 281           | 10          | ...                           | 878                     | 84           | 309                            | 639   | 20                        |
| 5 TO 19 . . . . .                                  | 3 890           | ...         | 5                             | 996                     | 124          | 2 765                          | 100   | ...                       |
| 20 OR MORE . . . . .                               | 1 410           | ...         | ...                           | 128                     | 252          | 1 030                          | ...   | ...                       |
| RENTER-OCCUPIED UNITS . . . . .                    | 7 102           | 48          | 33                            | 2 335                   | 483          | 4 203                          | 2 029   | 35                        |
| <b>YEAR STRUCTURE BUILT</b>                        |                 |             |                               |                         |              |                                |   |                           |
| 1955 TO MARCH 1960 . . . . .                       | 20              | ...         | ...                           | 12                      | ...          | 8                              | ...   | ...                       |
| 1950 TO 1954 . . . . .                             | 13              | 4           | ...                           | ...                     | ...          | 9                              | ...   | ...                       |
| 1940 TO 1949 . . . . .                             | 12              | ...         | ...                           | 4                       | ...          | 8                              | ...   | ...                       |
| 1939 OR EARLIER . . . . .                          | 7 057           | 44          | 33                            | 2 319                   | 483          | 4 178                          | 2 029   | 35                        |
| <b>CONDITION</b>                                   |                 |             |                               |                         |              |                                |   |                           |
| SOUND . . . . .                                    | 4 753           | 48          | 20                            | 1 541                   | 453          | 2 691                          | 1 238   | 28                        |
| DETERIORATING . . . . .                            | 1 568           | ...         | 9                             | 548                     | 23           | 988                            | 525   | 4                         |
| DILAPIDATED . . . . .                              | 781             | ...         | 4                             | 246                     | 7            | 524                            | 266   | 3                         |
| <b>INCOME IN 1959<sup>2</sup></b>                  |                 |             |                               |                         |              |                                |   |                           |
| LESS THAN \$2,000 . . . . .                        | 3 561           | 8           | 16                            | 1 063                   | 118          | 2 356                          | 677   | 4                         |
| \$2,000 TO \$3,999 . . . . .                       | 1 795           | 12          | 5                             | 615                     | 180          | 983                            | 478   | 11                        |
| \$4,000 TO \$5,999 . . . . .                       | 1 164           | 12          | 4                             | 414                     | 108          | 626                            | 529   | 20                        |
| \$6,000 TO \$7,999 . . . . .                       | 405             | 8           | 8                             | 185                     | 48           | 156                            | 233   | ...                       |
| \$8,000 TO \$9,999 . . . . .                       | 81              | 4           | ...                           | 36                      | ...          | 33                             | 76  | ...                       |
| \$10,000 OR MORE . . . . .                         | 96              | 4           | ...                           | 22                      | 21           | 49                             | 36  | ...                       |
| <b>GROSS RENT</b>                                  |                 |             |                               |                         |              |                                |   |                           |
| TOTAL . . . . .                                    | 7 102           | 48          | 33                            | 2 335                   | 483          | 4 203                          | 2 029   | 35                        |
| LESS THAN \$20 . . . . .                           | 57              | ...         | ...                           | 16                      | 4            | 37                             | 20  | ...                       |
| \$20 TO \$39 . . . . .                             | 3 453           | 8           | 4                             | 618                     | 53           | 2 770                          | 729   | 16                        |
| \$40 TO \$59 . . . . .                             | 2 107           | 9           | 8                             | 931                     | 175          | 984                            | 976   | 15                        |
| \$60 TO \$79 . . . . .                             | 939             | 16          | 13                            | 507                     | 139          | 264                            | 172   | ...                       |
| \$80 TO \$99 . . . . .                             | 253             | 4           | 8                             | 129                     | 43           | 69                             | 40  | 4                         |
| \$100 TO \$119 . . . . .                           | 72              | ...         | ...                           | 39                      | 29           | 4                              | 12  | ...                       |
| \$120 OR MORE . . . . .                            | 59              | ...         | ...                           | 15                      | 33           | 11                             | 4   | ...                       |
| NO CASH RENT . . . . .                             | 162             | 11          | ...                           | 80                      | 7            | 64                             | 76  | ...                       |
| <b>PERSONS</b>                                     |                 |             |                               |                         |              |                                |   |                           |
| 1 PERSON . . . . .                                 | 5 776           | 15          | 20                            | 1 360                   | 409          | 3 972                          | 735   | 27                        |
| 2 PERSONS . . . . .                                | 791             | 13          | ...                           | 542                     | 54           | 182                            | 597   | ...                       |
| 3 PERSONS . . . . .                                | 295             | 12          | 13                            | 225                     | 12           | 33                             | 352   | 4                         |
| 4 PERSONS OR MORE . . . . .                        | 240             | 8           | ...                           | 208                     | 8            | 16                             | 345   | 4                         |
| <b>HOUSEHOLD COMPOSITION</b>                       |                 |             |                               |                         |              |                                |   |                           |
| <b>TWO-OR-MORE-PERSON HOUSEHOLDS</b>               |                 |             |                               |                         |              |                                |   |                           |
| MALE HEAD, WIFE PRESENT, NO NONRELATIVES . . . . . | 904             | 20          | 9                             | 713                     | 46           | 116                            | 960   | 8                         |
| UNDER 45 YEARS . . . . .                           | 503             | 16          | 9                             | 400                     | 22           | 56                             | 523   | 8                         |
| 45 TO 64 YEARS . . . . .                           | 301             | 4           | ...                           | 232                     | 20           | 45                             | 349   | ...                       |
| 65 YEARS AND OVER . . . . .                        | 100             | ...         | ...                           | 81                      | 4            | 15                             | 88  | ...                       |
| OTHER MALE HEAD . . . . .                          | 174             | ...         | ...                           | 86                      | 16           | 72                             | 72  | ...                       |
| UNDER 65 YEARS . . . . .                           | 146             | ...         | ...                           | 78                      | 8            | 60                             | 52  | ...                       |
| 65 YEARS AND OVER . . . . .                        | 28              | ...         | ...                           | 8                       | 8            | 12                             | 20  | ...                       |
| FEMALE HEAD . . . . .                              | 248             | 13          | 4                             | 176                     | 12           | 43                             | 262   | ...                       |
| UNDER 65 YEARS . . . . .                           | 219             | 8           | 4                             | 160                     | 4            | 43                             | 193   | ...                       |
| 65 YEARS AND OVER . . . . .                        | 29              | 5           | ...                           | 16                      | 8            | ...                            | 69  | ...                       |
| <b>ONE-PERSON HOUSEHOLDS</b>                       |                 |             |                               |                         |              |                                |   |                           |
| UNDER 65 YEARS . . . . .                           | 4 176           | 7           | 16                            | 939                     | 316          | 2 898                          | 401   | 27                        |
| 65 YEARS AND OVER . . . . .                        | 1 600           | 8           | 4                             | 421                     | 93           | 1 074                          | 334   | ...                       |
| <b>YEAR MOVED INTO UNIT</b>                        |                 |             |                               |                         |              |                                |   |                           |
| 1959 TO MARCH 1960 . . . . .                       | 2 431           | 8           | 17                            | 800                     | 196          | 1 410                          | 378   | 12                        |
| 1958 . . . . .                                     | 982             | ...         | 8                             | 294                     | 61           | 619                            | 176   | 4                         |
| 1950 TO 1957 . . . . .                             | 2 443           | 25          | 8                             | 759                     | 136          | 1 515                          | 722   | 19                        |
| 1949 OR EARLIER . . . . .                          | 1 246           | 15          | ...                           | 482                     | 90           | 659                            | 753   | ...                       |
| <b>TYPE OF HOUSEHOLD</b>                           |                 |             |                               |                         |              |                                |   |                           |
| <b>HOUSEHOLDS WITHOUT NONRELATIVES</b>             |                 |             |                               |                         |              |                                |   |                           |
| MALE HEAD, WIFE PRESENT . . . . .                  | 904             | 20          | 9                             | 713                     | 46           | 116                            | 960   | 8                         |
| 2 PERSONS . . . . .                                | 529             | 4           | ...                           | 391                     | 30           | 104                            | 338   | ...                       |
| 3 PERSONS . . . . .                                | 206             | 8           | 9                             | 173                     | 8            | 8                              | 296   | 4                         |
| 4 PERSONS OR MORE . . . . .                        | 169             | 8           | ...                           | 149                     | 8            | 4                              | 326   | 4                         |
| OTHER HOUSEHOLD GROUPS . . . . .                   | 6 012           | 28          | 24                            | 1 522                   | 425          | 4 013                          | 1 016   | 27                        |
| HOUSEHOLDS WITH NONRELATIVES . . . . .             | 186             | ...         | ...                           | 100                     | 12           | 74                             | 53  | ...                       |
| <b>ROOMS AND PERSONS</b>                           |                 |             |                               |                         |              |                                |   |                           |
| <b>1 ROOM . . . . .</b>                            |                 |             |                               |                         |              |                                |   |                           |
| 1 PERSON . . . . .                                 | 4 642           | 8           | 4                             | 455                     | 346          | 3 829                          | 23  | 23                        |
| 2 PERSONS OR MORE . . . . .                        | 253             | ...         | ...                           | 41                      | 43           | 169                            | ...   | ...                       |
| <b>2 ROOMS . . . . .</b>                           |                 |             |                               |                         |              |                                |   |                           |
| 1 PERSON . . . . .                                 | 874             | 3           | 4                             | 696                     | 51           | 120                            | 194   | 4                         |
| 2 AND 3 PERSONS . . . . .                          | 623             | 3           | 4                             | 473                     | 35           | 108                            | 153   | 4                         |
| 4 PERSONS OR MORE . . . . .                        | 239             | ...         | ...                           | 211                     | 16           | 12                             | 33  | ...                       |
| <b>3 ROOMS . . . . .</b>                           |                 |             |                               |                         |              |                                |   |                           |
| 1 PERSON . . . . .                                 | 12              | ...         | ...                           | 12                      | ...          | ...                            | 8   | 8                         |
| 2 AND 3 PERSONS . . . . .                          | 698             | 21          | 21                            | 593                     | 31           | 32                             | 317   | ...                       |
| 4 ROOMS . . . . .                                  | 398             | 16          | 4                             | 356                     | ...          | 22                             | 1 154   | ...                       |
| 5 ROOMS OR MORE . . . . .                          | 237             | ...         | ...                           | 194                     | 12           | 31                             | 341   | ...                       |

<sup>1</sup> EXCLUDES UNITS SHARING BATH AND/OR TOILET! SEE TEXT.

<sup>2</sup> INCOME OF PRIMARY FAMILIES AND INDIVIDUALS.

Metropolitan Housing

Table B-9.—DURATION OF VACANCY, FOR AVAILABLE VACANT HOUSING UNITS, FOR THE CITY OF BUFFALO: 1960

[Based on sample; see text. Median not shown where base is less than 200; plus (+) or minus (-) after number indicates median above or below that number]

| SUBJECT                                      | TOTAL  | LESS THAN 4 MONTHS | 4 UP TO 6 MONTHS | 6 MONTHS OR MORE | SUBJECT                                  | TOTAL | LESS THAN 1 MONTH | 1 UP TO 4 MONTHS | 4 MONTHS OR MORE |
|--|--------|--------------------|------------------|------------------|--|-------|-------------------|------------------|------------------|
| VACANT AVAILABLE FOR SALE . . . . .          | 422    | 184                | 38               | 200              | VACANT AVAILABLE FOR RENT . . . . .      | 4 464 | 619               | 2 603            | 1 242            |
| ROOMS  |        |                    |                  |                  | ROOMS                                    |       |                   |                  |                  |
| 1 TO 3 ROOMS . . . . .                       | 32     | 20                 | 7                | 5                | 1 ROOM . . . . .                         | 929   | 185               | 649              | 95               |
| 4 ROOMS . . . . .                            | 54     | 24                 | 11               | 19               | 2 ROOMS . . . . .                        | 215   | 16                | 155              | 44               |
| 5 ROOMS . . . . .                            | 80     | 32                 | 3                | 45               | 3 ROOMS . . . . .                        | 653   | 73                | 399              | 181              |
| 6 ROOMS . . . . .                            | 160    | 60                 | 10               | 90               | 4 ROOMS . . . . .                        | 1 039 | 144               | 536              | 359              |
| 7 ROOMS OR MORE . . . . .                    | 96     | 48                 | 7                | 41               | 5 ROOMS OR MORE . . . . .                | 1 628 | 201               | 864              | 563              |
| BEDROOMS                                     |        |                    |                  |                  | BEDROOMS                                 |       |                   |                  |                  |
| 0 AND 1 . . . . .                            | 36     | 19                 | ...              | 17               | 0 AND 1 . . . . .                        | 1 798 | 218               | 1 242            | 338              |
| 2 . . . . .                                  | 60     | 29                 | 31               | ...              | 2 . . . . .                              | 1 350 | 152               | 767              | 431              |
| 3 OR MORE . . . . .                          | 219    | 94                 | ...              | 125              | 3 OR MORE . . . . .                      | 1 004 | 132               | 462              | 410              |
| UNITS IN STRUCTURE                           |        |                    |                  |                  | UNITS IN STRUCTURE                       |       |                   |                  |                  |
| 1 . . . . .                                  | 223    | 117                | 9                | 97               | 1 . . . . .                              | 259   | 37                | 123              | 99               |
| 2 . . . . .                                  | 136    | 53                 | 18               | 65               | 2 TO 9 . . . . .                         | 3 074 | 390               | 1 737            | 947              |
| 3 OR MORE . . . . .                          | 63     | 11                 | 10               | 42               | 10 TO 19 . . . . .                       | 496   | 92                | 323              | 81               |
| YEAR STRUCTURE BUILT                         |        |                    |                  |                  | 20 OR MORE . . . . .                     | 669   | 122               | 423              | 124              |
| 1959 TO MARCH 1960 . . . . .                 | 33     | 14                 | ...              | 19               | YEAR STRUCTURE BUILT                     |       |                   |                  |                  |
| 1950 TO 1958 . . . . .                       | 15     | 10                 | 5                | ...              | 1959 TO MARCH 1960 . . . . .             | 22    | 11                | 8                | 3                |
| 1949 OR EARLIER . . . . .                    | 374    | 160                | 33               | 181              | 1950 TO 1958 . . . . .                   | 214   | 9                 | 80               | 125              |
| PLUMBING                                     |        |                    |                  |                  | 1949 OR EARLIER . . . . .                | 4 228 | 599               | 2 515            | 1 114            |
| WITH ALL PLUMBING FACILITIES . . . . .       | 390    | 167                | 38               | 185              | PLUMBING                                 |       |                   |                  |                  |
| LACKING SOME OR ALL FACILITIES . . . . .     | 32     | 17                 | ...              | 15               | WITH ALL PLUMBING FACILITIES . . . . .   | 3 323 | 410               | 1 849            | 1 064            |
| HEATING EQUIPMENT                            |        |                    |                  |                  | LACKING SOME OR ALL FACILITIES . . . . . | 1 141 | 209               | 754              | 178              |
| STEAM, HOT WATER, WARM AIR FURNACE . . . . . | 310    | 143                | 28               | 139              | RENT ASKED                               |       |                   |                  |                  |
| OTHER . . . . .                              | 112    | 41                 | 10               | 61               | TOTAL . . . . .                          | 4 464 | 619               | 2 603            | 1 242            |
| NONE . . . . .                               | ...    | ...                | ...              | ...              | LESS THAN \$40 . . . . .                 | 1 213 | 173               | 758              | 282              |
| SALE PRICE ASKED                             |        |                    |                  |                  | \$40 TO \$59 . . . . .                   | 1 558 | 187               | 815              | 556              |
| TOTAL . . . . .                              | 422    | 184                | 38               | 200              | \$60 TO \$79 . . . . .                   | 1 167 | 138               | 766              | 263              |
| LESS THAN \$5,000 . . . . .                  | 16     | 6                  | ...              | 10               | \$80 TO \$99 . . . . .                   | 341   | 86                | 148              | 107              |
| \$5,000 TO \$9,900 . . . . .                 | 95     | 50                 | ...              | 45               | \$100 OR MORE . . . . .                  | 185   | 35                | 116              | 34               |
| \$10,000 TO \$14,900 . . . . .               | 82     | 31                 | 3                | 48               | MEDIAN RENT ASKED . . . . . DOLLARS . .  | 53    | 55                | 53               | 52               |
| \$15,000 TO \$19,900 . . . . .               | 54     | 31                 | 4                | 19               |  |       |                   |                  |                  |
| \$20,000 TO \$24,900 . . . . .               | 17     | 13                 | ...              | 4                |  |       |                   |                  |                  |
| \$25,000 OR MORE . . . . .                   | 158    | 53                 | 31               | 74               |  |       |                   |                  |                  |
| MEDIAN PRICE ASKED . . . . . DOLLARS . .     | 16 700 | ...                | ...              | 14 700           |  |       |                   |                  |                  |

Table B-10.—RENT ASKED FOR VACANT HOUSING UNITS AVAILABLE FOR RENT, FOR THE CITY OF BUFFALO: 1960

[Based on sample; see text]

| SUBJECT                                  | TOTAL | LESS THAN \$40 | \$40 TO \$59 | \$60 TO \$79 | \$80 TO \$99 | \$100 OR MORE |
|--|-------|----------------|--------------|--------------|--------------|---------------|
| VACANT AVAILABLE FOR RENT . . . . .      | 4 464 | 1 213          | 1 558        | 1 167        | 341          | 185           |
| BEDROOMS                                 |       |                |              |              |              |               |
| 0 AND 1 . . . . .                        | 1 798 | 780            | 484          | 398          | 84           | 52            |
| 2 . . . . .                              | 1 350 | 231            | 610          | 414          | 63           | 32            |
| 3 OR MORE . . . . .                      | 1 004 | 88             | 400          | 341          | 127          | 48            |
| UNITS IN STRUCTURE                       |       |                |              |              |              |               |
| 1 . . . . .                              | 259   | 55             | 79           | 68           | 43           | 14            |
| 2 TO 4 . . . . .                         | 2 525 | 468            | 943          | 860          | 185          | 69            |
| 5 OR MORE . . . . .                      | 1 714 | 697            | 549          | 247          | 116          | 105           |
| YEAR STRUCTURE BUILT                     |       |                |              |              |              |               |
| 1959 TO MARCH 1960 . . . . .             | 22    | ...            | ...          | 3            | 8            | 11            |
| 1950 TO 1958 . . . . .                   | 214   | 10             | 122          | 13           | 44           | 25            |
| 1949 OR EARLIER . . . . .                | 4 228 | 1 203          | 1 436        | 1 151        | 289          | 149           |
| PLUMBING                                 |       |                |              |              |              |               |
| WITH ALL PLUMBING FACILITIES . . . . .   | 3 323 | 441            | 1 282        | 1 082        | 337          | 181           |
| LACKING SOME OR ALL FACILITIES . . . . . | 1 141 | 772            | 276          | 85           | 4            | 4             |
| INCLUSION OF UTILITIES IN RENT           |       |                |              |              |              |               |
| ALL UTILITIES INCLUDED . . . . .         | 2 055 | 694            | 630          | 484          | 142          | 105           |
| SOME OR NO UTILITIES INCLUDED . . . . .  | 2 409 | 519            | 928          | 683          | 199          | 80            |

Table C-1.—VALUE OF OWNER-OCCUPIED HOUSING UNITS, FOR THE CITY OF NIAGARA FALLS: 1960

[Based on sample; median not shown where base is insufficient; see text. Plus (+) or minus (-) after number indicates median above or below that number]

| SUBJECT  | TOTAL  | VALUE             |                    |                    |                      |                      |                      |                      |                      |                  |                  |
|--|--------|-------------------|--------------------|--------------------|----------------------|----------------------|----------------------|----------------------|----------------------|------------------|------------------|
|  |        | LESS THAN \$5,000 | \$5,000 TO \$7,400 | \$7,500 TO \$9,900 | \$10,000 TO \$12,400 | \$12,500 TO \$14,900 | \$15,000 TO \$17,400 | \$17,500 TO \$19,900 | \$20,000 TO \$24,900 | \$25,000 OR MORE | MEDIAN (DOLLARS) |
| OWNER-OCCUPIED UNITS . . . . .                     | 13 188 | 73                | 365                | 1 023              | 2 021                | 3 006                | 2 987                | 1 775                | 1 170                | 768              | 15 100           |
| ROOMS  |        |                   |                    |                    |                      |                      |                      |                      |                      |                  |                  |
| 1 AND 2 ROOMS . . . . .                            | 8      | ***               | ***                | ***                | ***                  | ***                  | 4                    | ***                  | 4                    | ***              | ***              |
| 3 ROOMS . . . . .                                  | 78     | ***               | 15                 | 15                 | 8                    | 16                   | 16                   | ***                  | 8                    | ***              | ***              |
| 4 ROOMS . . . . .                                  | 1 756  | 16                | 44                 | 169                | 460                  | 478                  | 357                  | 102                  | 98                   | 32               | 13 500           |
| 5 ROOMS . . . . .                                  | 3 918  | 16                | 114                | 220                | 483                  | 964                  | 1 095                | 656                  | 295                  | 75               | 15 400           |
| 6 ROOMS . . . . .                                  | 4 472  | 15                | 115                | 408                | 731                  | 1 028                | 958                  | 644                  | 374                  | 199              | 14 900           |
| 7 ROOMS . . . . .                                  | 1 653  | 18                | 53                 | 127                | 209                  | 342                  | 292                  | 219                  | 212                  | 181              | 15 700           |
| 8 ROOMS OR MORE . . . . .                          | 1 303  | 8                 | 24                 | 84                 | 130                  | 178                  | 265                  | 154                  | 179                  | 281              | 17 100           |
| MEDIAN . . . . .                                   | 5.7    | ***               | 5.6                | 5.8                | 5.6                  | 5.5                  | 5.5                  | 5.7                  | 6.0                  | 6.9              | ***              |
| BEDROOMS   |        |                   |                    |                    |                      |                      |                      |                      |                      |                  |                  |
| 0 TO 2 . . . . .                                   | 3 291  | 60                | 200                | 392                | 623                  | 945                  | 555                  | 291                  | 129                  | 96               | 13 500           |
| 3 . . . . .  | 7 356  | 59                | 220                | 455                | 905                  | 1 571                | 1 975                | 1 147                | 598                  | 426              | 15 600           |
| 4 OR MORE . . . . .                                | 2 667  | 20                | 71                 | 243                | 316                  | 456                  | 451                  | 351                  | 348                  | 411              | 16 300           |
| BATHROOMS  |        |                   |                    |                    |                      |                      |                      |                      |                      |                  |                  |
| 1 . . . . .  | 10 165 | 52                | 278                | 749                | 1 874                | 2 609                | 2 338                | 1 219                | 737                  | 158              | 14 400           |
| MORE THAN 1 . . . . .                              | 2 968  | 4                 | 42                 | 42                 | 236                  | 418                  | 63                   | 555                  | 462                  | 573              | 18 000           |
| SHARED OR NONE . . . . .                           | 42     | ..                | 6                  | 10                 | 11                   | 5                    | ..                   | ..                   | 5                    | ..               | ..               |
| YEAR STRUCTURE BUILT                               |        |                   |                    |                    |                      |                      |                      |                      |                      |                  |                  |
| 1959 TO MARCH 1960 . . . . .                       | 139    | ***               | ..                 | ..                 | ..                   | 16                   | 37                   | 38                   | 32                   | 16               | ..               |
| 1955 TO 1958 . . . . .                             | 1 391  | ..                | 4                  | ..                 | 24                   | 228                  | 469                  | 321                  | 175                  | 100              | 17 000           |
| 1950 TO 1954 . . . . .                             | 2 459  | ..                | 4                  | 60                 | 183                  | 669                  | 773                  | 386                  | 224                  | 156              | 16 000           |
| 1940 TO 1949 . . . . .                             | 2 297  | 4                 | 31                 | 107                | 364                  | 604                  | 522                  | 348                  | 190                  | 127              | 15 200           |
| 1939 OR EARLIER . . . . .                          | 6 902  | 65                | 326                | 856                | 1 450                | 1 419                | 1 186                | 682                  | 549                  | 369              | 13 800           |
| CONDITION AND PLUMBING                             |        |                   |                    |                    |                      |                      |                      |                      |                      |                  |                  |
| SOUND . . . . .                                    | 12 508 | 48                | 274                | 881                | 1 831                | 2 894                | 2 919                | 1 750                | 1 151                | 760              | 15 300           |
| WITH ALL PLUMBING FACILITIES . . . . .             | 12 481 | 48                | 274                | 873                | 1 826                | 2 887                | 2 915                | 1 747                | 1 151                | 760              | 15 300           |
| LACKING SOME OR ALL FACILITIES . . . . .           | 27     | ..                | ..                 | 8                  | 5                    | 7                    | 4                    | 3                    | ..                   | ..               | ..               |
| DETERIORATING . . . . .                            | 611    | 17                | 70                 | 122                | 178                  | 108                  | 68                   | 21                   | 19                   | 8                | 11 400           |
| WITH ALL PLUMBING FACILITIES . . . . .             | 600    | 17                | 66                 | 122                | 175                  | 108                  | 68                   | 21                   | 15                   | 8                | 11 400           |
| LACKING SOME OR ALL FACILITIES . . . . .           | 11     | ..                | 4                  | ..                 | 3                    | ..                   | ..                   | ..                   | 4                    | ..               | ..               |
| DILAPIDATED . . . . .                              | 69     | 8                 | 21                 | 20                 | 12                   | 4                    | ..                   | 4                    | ..                   | ..               | ..               |
| AIR CONDITIONING                                   |        |                   |                    |                    |                      |                      |                      |                      |                      |                  |                  |
| ROOM UNIT(S) . . . . .                             | 644    | 21                | ..                 | 41                 | 42                   | 79                   | 119                  | 178                  | 44                   | 120              | ..               |
| CENTRAL SYSTEM . . . . .                           | 226    | ..                | ..                 | 23                 | 63                   | 36                   | 31                   | 56                   | 17                   | ..               | ..               |
| NONE . . . . .                                     | 12 444 | 118               | 491                | 1 026              | 1 739                | 2 857                | 2 831                | 1 555                | 1 014                | 813              | 15 000           |
| PERSONS  |        |                   |                    |                    |                      |                      |                      |                      |                      |                  |                  |
| 1 PERSON . . . . .                                 | 705    | 12                | 43                 | 121                | 122                  | 109                  | 88                   | 101                  | 63                   | 46               | 13 800           |
| 2 PERSONS . . . . .                                | 3 090  | 37                | 103                | 253                | 501                  | 643                  | 694                  | 390                  | 296                  | 173              | 15 000           |
| 3 PERSONS . . . . .                                | 2 636  | 4                 | 79                 | 205                | 452                  | 577                  | 544                  | 332                  | 241                  | 202              | 15 000           |
| 4 PERSONS . . . . .                                | 3 040  | 8                 | 72                 | 159                | 410                  | 725                  | 746                  | 489                  | 277                  | 154              | 15 500           |
| 5 PERSONS . . . . .                                | 1 987  | 12                | 32                 | 131                | 258                  | 541                  | 529                  | 247                  | 140                  | 97               | 15 100           |
| 6 PERSONS OR MORE . . . . .                        | 1 730  | ..                | 36                 | 154                | 278                  | 411                  | 386                  | 216                  | 153                  | 96               | 14 900           |
| MEDIAN . . . . .                                   | 3.6    | ..                | 3.0                | 3.2                | 3.4                  | 3.7                  | 3.7                  | 3.6                  | 3.4                  | 3.3              | ..               |
| PERSONS PER ROOM                                   |        |                   |                    |                    |                      |                      |                      |                      |                      |                  |                  |
| 0.50 OR LESS . . . . .                             | 5 500  | 57                | 179                | 487                | 862                  | 1 077                | 1 087                | 721                  | 562                  | 468              | 15 200           |
| 0.51 TO 1.00 . . . . .                             | 6 675  | 12                | 161                | 440                | 946                  | 1 671                | 1 663                | 935                  | 566                  | 281              | 15 200           |
| 1.01 OR MORE . . . . .                             | 1 013  | 4                 | 25                 | 96                 | 213                  | 258                  | 237                  | 119                  | 42                   | 19               | 14 100           |
| HOUSEHOLD COMPOSITION                              |        |                   |                    |                    |                      |                      |                      |                      |                      |                  |                  |
| TWO-OR-MORE-PERSON HOUSEHOLDS . . . . .            | 12 483 | 61                | 322                | 902                | 1 899                | 2 897                | 2 899                | 1 674                | 1 107                | 722              | 15 100           |
| MALE HEAD, WIFE PRESENT, NO NONRELATIVES . . . . . | 10 822 | 48                | 265                | 725                | 1 593                | 2 538                | 2 584                | 1 504                | 956                  | 609              | 15 200           |
| UNDER 45 YEARS . . . . .                           | 5 135  | 16                | 72                 | 291                | 666                  | 1 380                | 1 364                | 736                  | 385                  | 205              | 15 300           |
| 45 TO 64 YEARS . . . . .                           | 4 549  | 11                | 130                | 305                | 727                  | 941                  | 978                  | 633                  | 477                  | 347              | 15 400           |
| 65 YEARS AND OVER . . . . .                        | 1 138  | 21                | 63                 | 129                | 200                  | 217                  | 242                  | 115                  | 94                   | 57               | 14 300           |
| OTHER MALE HEAD . . . . .                          | 678    | 8                 | 28                 | 65                 | 110                  | 152                  | 150                  | 59                   | 50                   | 56               | 14 600           |
| UNDER 45 YEARS . . . . .                           | 445    | 4                 | 28                 | 50                 | 69                   | 103                  | 90                   | 28                   | 38                   | 35               | 14 200           |
| 45 TO 64 YEARS . . . . .                           | 233    | 4                 | ..                 | 15                 | 41                   | 49                   | 60                   | 31                   | 12                   | 21               | 15 300           |
| 65 YEARS AND OVER . . . . .                        | 983    | 5                 | 29                 | 112                | 196                  | 207                  | 165                  | 111                  | 101                  | 57               | 14 300           |
| FEMALE HEAD . . . . .                              | 656    | ..                | 25                 | 64                 | 122                  | 144                  | 113                  | 82                   | 65                   | 41               | 14 500           |
| UNDER 45 YEARS . . . . .                           | 327    | 5                 | 4                  | 48                 | 74                   | 63                   | 52                   | 29                   | 36                   | 16               | 13 800           |
| 65 YEARS AND OVER . . . . .                        | 705    | 12                | 43                 | 121                | 122                  | 109                  | 88                   | 101                  | 63                   | 46               | 13 800           |
| ONE-PERSON HOUSEHOLDS . . . . .                    | 343    | 4                 | 19                 | 53                 | 51                   | 55                   | 48                   | 45                   | 43                   | 25               | 14 500           |
| UNDER 65 YEARS . . . . .                           | 362    | 8                 | 24                 | 68                 | 71                   | 54                   | 40                   | 56                   | 20                   | 21               | 13 000           |
| 65 YEARS AND OVER . . . . .                        | 705    | 12                | 43                 | 121                | 122                  | 109                  | 88                   | 101                  | 63                   | 46               | 13 800           |
| YEAR MOVED INTO UNIT                               |        |                   |                    |                    |                      |                      |                      |                      |                      |                  |                  |
| 1959 TO MARCH 1960 . . . . .                       | 824    | ..                | 29                 | 35                 | 113                  | 203                  | 215                  | 121                  | 68                   | 40               | 15 400           |
| 1958 . . . . .                                     | 580    | 4                 | 4                  | 37                 | 72                   | 101                  | 143                  | 108                  | 65                   | 46               | 16 300           |
| 1950 TO 1957 . . . . .                             | 6 049  | 28                | 81                 | 304                | 695                  | 1 577                | 1 542                | 915                  | 561                  | 346              | 15 600           |
| 1940 TO 1949 . . . . .                             | 3 116  | 12                | 113                | 307                | 547                  | 662                  | 648                  | 365                  | 286                  | 176              | 14 700           |
| 1939 OR EARLIER . . . . .                          | 2 619  | 29                | 138                | 340                | 594                  | 463                  | 439                  | 266                  | 190                  | 160              | 13 600           |

Table C-2.—GROSS RENT OF RENTER-OCCUPIED HOUSING UNITS, FOR THE CITY OF NIAGARA FALLS: 1960

[Based on sample; median not shown where base is insufficient; see text. Plus (+) or minus (-) after number indicates median above or below that number]

| SUBJECT                            | TOTAL  | GROSS RENT     |              |              |              |              |              |              |                |               |       | NO CASH RENT | MEDIAN (DOLLARS) |
|------------------------------------|--------|----------------|--------------|--------------|--------------|--------------|--------------|--------------|----------------|---------------|-------|--------------|------------------|
|                                    |        | LESS THAN \$30 | \$30 TO \$39 | \$40 TO \$49 | \$50 TO \$59 | \$60 TO \$69 | \$70 TO \$79 | \$80 TO \$99 | \$100 TO \$119 | \$120 OR MORE |       |              |                  |
| RENTER-OCCUPIED UNITS . . . . .    | 13 921 | 165            | 626          | 789          | 1 074        | 1 819        | 1 999        | 3 880        | 1 855          | 1 219         | 495   | 81           |                  |
| ROOMS                              |        |                |              |              |              |              |              |              |                |               |       |              |                  |
| 1 ROOM . . . . .                   | 1 163  | 125            | 315          | 245          | 90           | 208          | 37           | 62           | 12             | 29            | 40    | 45           |                  |
| 2 ROOMS . . . . .                  | 799    | 8              | 41           | 67           | 129          | 145          | 183          | 125          | 20             | 40            | 41    | 69           |                  |
| 3 ROOMS . . . . .                  | 2 858  | 28             | 133          | 201          | 285          | 508          | 506          | 745          | 231            | 128           | 93    | 74           |                  |
| 4 ROOMS . . . . .                  | 4 216  | ...            | 111          | 208          | 422          | 571          | 652          | 1 264        | 593            | 295           | 100   | 81           |                  |
| 5 ROOMS . . . . .                  | 2 898  | 4              | 18           | 51           | 129          | 296          | 450          | 1 107        | 535            | 245           | 63    | 88           |                  |
| 6 ROOMS . . . . .                  | 1 414  | ...            | 4            | 10           | 19           | 75           | 121          | 492          | 319            | 298           | 76    | 98           |                  |
| 7 ROOMS OR MORE . . . . .          | 573    | ...            | 4            | 7            | ...          | 16           | 50           | 85           | 145            | 184           | 82    | 112          |                  |
| MEDIAN . . . . .                   | 4.0    | ...            | 1.5          | 2.9          | 3.6          | 3.6          | 3.9          | 4.3          | 4.6            | 5.0           | 4.2   | ...          |                  |
| BEDROOMS                           |        |                |              |              |              |              |              |              |                |               |       |              |                  |
| NONE . . . . .                     | 1 410  | 169            | 413          | 257          | 41           | 255          | 37           | 100          | 58             | 60            | 20    | 44           |                  |
| 1 . . . . .                        | 3 707  | 47             | 187          | 295          | 363          | 699          | 836          | 657          | 261            | 263           | 99    | 73           |                  |
| 2 . . . . .                        | 5 608  | ...            | 175          | 279          | 352          | 795          | 520          | 1 977        | 942            | 430           | 138   | 86           |                  |
| 3 OR MORE . . . . .                | 3 125  | ...            | ...          | 93           | 93           | 248          | 228          | 812          | 735            | 690           | 226   | 99           |                  |
| BATHROOMS                          |        |                |              |              |              |              |              |              |                |               |       |              |                  |
| 1 . . . . .                        | 11 769 | 20             | 231          | 478          | 882          | 1 446        | 1 909        | 3 661        | 1 736          | 1 063         | 343   | 84           |                  |
| MORE THAN 1 . . . . .              | 359    | ...            | ...          | 5            | 16           | 54           | 34           | 82           | 44             | 73            | 51    | 91           |                  |
| SHARED OR NONE . . . . .           | 1 793  | 133            | 355          | 266          | 251          | 290          | 152          | 182          | 47             | 17            | 100   | 54           |                  |
| YEAR STRUCTURE BUILT               |        |                |              |              |              |              |              |              |                |               |       |              |                  |
| 1959 TO MARCH 1960 . . . . .       | 117    | ...            | ...          | ...          | ...          | ...          | ...          | 17           | 22             | 74            | 4     | ...          |                  |
| 1955 TO 1958 . . . . .             | 285    | ...            | ...          | 12           | 15           | 9            | 28           | 66           | 127            | 16            | 118   | ...          |                  |
| 1950 TO 1954 . . . . .             | 690    | ...            | ...          | 40           | 8            | 92           | 31           | 157          | 232            | 109           | 9     | 100          |                  |
| 1940 TO 1949 . . . . .             | 1 773  | 3              | 117          | 171          | 282          | 190          | 215          | 438          | 206            | 110           | 41    | 75           |                  |
| 1939 OR EARLIER . . . . .          | 11 056 | 158            | 501          | 566          | 772          | 1 522        | 1 744        | 3 240        | 1 329          | 799           | 425   | 80           |                  |
| CONDITION AND PLUMBING             |        |                |              |              |              |              |              |              |                |               |       |              |                  |
| SOUND . . . . .                    | 10 913 | 119            | 435          | 554          | 785          | 1 327        | 1 586        | 3 109        | 1 560          | 1 013         | 425   | 83           |                  |
| WITH ALL PLUMBING FACIL. . . . .   | 9 800  | 24             | 176          | 378          | 627          | 1 175        | 1 502        | 3 022        | 1 536          | 1 005         | 355   | 86           |                  |
| LACKING SOME OR ALL FACIL. . . . . | 1 113  | 95             | 259          | 176          | 158          | 152          | 84           | 87           | 24             | 8             | 70    | 50           |                  |
| DETERIORATING . . . . .            | 2 581  | 34             | 179          | 200          | 239          | 443          | 359          | 674          | 225            | 170           | 58    | 75           |                  |
| WITH ALL PLUMBING FACIL. . . . .   | 1 976  | ...            | 52           | 106          | 168          | 326          | 328          | 606          | 197            | 152           | 41    | 80           |                  |
| LACKING SOME OR ALL FACIL. . . . . | 605    | 34             | 127          | 94           | 71           | 117          | 31           | 68           | 28             | 18            | 17    | 55           |                  |
| DILAPIDATED . . . . .              | 427    | 12             | 12           | 35           | 50           | 49           | 54           | 97           | 70             | 36            | 12    | 79           |                  |
| INCOME IN 1959 <sup>1</sup>        |        |                |              |              |              |              |              |              |                |               |       |              |                  |
| LESS THAN \$2,000 . . . . .        | 2 212  | 106            | 264          | 253          | 352          | 294          | 253          | 330          | 122            | 102           | 136   | 62           |                  |
| \$2,000 TO \$2,999 . . . . .       | 1 158  | 39             | 67           | 89           | 139          | 228          | 134          | 272          | 109            | 36            | 45    | 70           |                  |
| \$3,000 TO \$3,999 . . . . .       | 1 077  | 4              | 41           | 87           | 129          | 205          | 171          | 226          | 113            | 71            | 30    | 73           |                  |
| \$4,000 TO \$4,999 . . . . .       | 1 749  | 4              | 82           | 87           | 150          | 253          | 315          | 485          | 203            | 117           | 53    | 79           |                  |
| \$5,000 TO \$5,999 . . . . .       | 2 168  | 4              | 89           | 84           | 84           | 302          | 356          | 763          | 294            | 134           | 58    | 84           |                  |
| \$6,000 TO \$6,999 . . . . .       | 1 815  | 4              | 29           | 74           | 97           | 224          | 338          | 563          | 251            | 167           | 68    | 84           |                  |
| \$7,000 TO \$7,999 . . . . .       | 1 217  | 4              | 37           | 49           | 61           | 129          | 148          | 447          | 200            | 115           | 27    | 87           |                  |
| \$8,000 TO \$9,999 . . . . .       | 1 466  | ...            | 13           | 54           | 34           | 112          | 172          | 506          | 314            | 220           | 41    | 93           |                  |
| \$10,000 TO \$14,999 . . . . .     | 883    | ...            | 4            | 12           | 24           | 64           | 103          | 252          | 217            | 177           | 30    | 97           |                  |
| \$15,000 OR MORE . . . . .         | 176    | ...            | ...          | ...          | 4            | 9            | 36           | 32           | 80             | 7             | ...   | ...          |                  |
| MEDIAN . . . . .                   | 5 400  | ...            | 2 700        | 3 600        | 3 400        | 4 700        | 5 400        | 5 800        | 6 300          | 6 900         | 4 700 | ...          |                  |
| GROSS RENT AS PERCENTAGE OF INCOME |        |                |              |              |              |              |              |              |                |               |       |              |                  |
| LESS THAN 10 PERCENT . . . . .     | 1 362  | 20             | 226          | 241          | 160          | 224          | 141          | 228          | 75             | 47            | ...   | 62           |                  |
| 10 TO 14 PERCENT . . . . .         | 3 092  | 39             | 88           | 173          | 222          | 545          | 625          | 886          | 347            | 167           | ...   | 78           |                  |
| 15 TO 19 PERCENT . . . . .         | 2 989  | 36             | 40           | 62           | 167          | 335          | 542          | 1 123        | 470            | 214           | ...   | 81           |                  |
| 20 TO 24 PERCENT . . . . .         | 1 783  | 13             | 21           | 51           | 74           | 147          | 206          | 668          | 342            | 261           | ...   | 96           |                  |
| 25 TO 34 PERCENT . . . . .         | 1 588  | 15             | 78           | 77           | 133          | 226          | 154          | 377          | 301            | 227           | ...   | 86           |                  |
| 35 PERCENT OR MORE . . . . .       | 2 347  | 42             | 153          | 168          | 282          | 294          | 280          | 550          | 299            | 279           | ...   | 78           |                  |
| NOT COMPUTED . . . . .             | 760    | ...            | 20           | 17           | 36           | 48           | 51           | 48           | 21             | 24            | 495   | 72           |                  |
| AIR CONDITIONING                   |        |                |              |              |              |              |              |              |                |               |       |              |                  |
| ROOM UNIT(S) . . . . .             | 319    | ...            | ...          | ...          | 43           | 24           | 80           | 90           | 41             | ...           | 41    | ...          |                  |
| CENTRAL SYSTEM . . . . .           | 204    | ...            | ...          | ...          | ...          | 40           | 19           | 20           | 65             | 40            | 20    | ...          |                  |
| NONE . . . . .                     | 13 327 | 216            | 775          | 924          | 806          | 1 933        | 1 522        | 3 436        | 1 890          | 1 403         | 422   | 82           |                  |
| PERSONS                            |        |                |              |              |              |              |              |              |                |               |       |              |                  |
| 1 PERSON . . . . .                 | 2 944  | 141            | 406          | 349          | 355          | 603          | 374          | 366          | 138            | 78            | 134   | 63           |                  |
| 2 PERSONS . . . . .                | 3 773  | 16             | 113          | 174          | 283          | 435          | 696          | 1 171        | 493            | 283           | 109   | 82           |                  |
| 3 PERSONS . . . . .                | 2 517  | 4              | 32           | 143          | 151          | 329          | 335          | 880          | 374            | 189           | 80    | 85           |                  |
| 4 PERSONS . . . . .                | 2 201  | 4              | 42           | 60           | 168          | 183          | 272          | 732          | 374            | 275           | 91    | 89           |                  |
| 5 PERSONS . . . . .                | 1 288  | ...            | 21           | 33           | 80           | 148          | 173          | 397          | 234            | 162           | 40    | 89           |                  |
| 6 PERSONS OR MORE . . . . .        | 1 198  | ...            | 12           | 30           | 37           | 121          | 149          | 334          | 242            | 232           | 41    | 94           |                  |
| MEDIAN . . . . .                   | 2.6    | ...            | 1.3          | 1.8          | 2.1          | 2.2          | 2.4          | 3.0          | 3.3            | 3.7           | 2.6   | ...          |                  |
| PERSONS PER ROOM                   |        |                |              |              |              |              |              |              |                |               |       |              |                  |
| 0.50 OR LESS . . . . .             | 4 376  | 20             | 146          | 194          | 402          | 604          | 750          | 1 142        | 608            | 320           | 190   | 80           |                  |
| 0.51 TO 1.00 . . . . .             | 7 751  | 137            | 421          | 511          | 557          | 957          | 988          | 2 240        | 988            | 680           | 272   | 82           |                  |
| 1.01 OR MORE . . . . .             | 1 794  | 8              | 59           | 84           | 115          | 258          | 261          | 498          | 259            | 219           | 33    | 84           |                  |
| YEAR MOVED INTO UNIT               |        |                |              |              |              |              |              |              |                |               |       |              |                  |
| 1959 TO MARCH 1960 . . . . .       | 4 955  | 33             | 234          | 305          | 365          | 500          | 612          | 1 405        | 769            | 656           | 76    | 86           |                  |
| 1958 . . . . .                     | 1 867  | 41             | 101          | 117          | 108          | 187          | 241          | 605          | 269            | 161           | 37    | 84           |                  |
| 1950 TO 1957 . . . . .             | 4 932  | 37             | 194          | 209          | 417          | 753          | 819          | 1 386        | 660            | 290           | 167   | 79           |                  |
| 1940 TO 1949 . . . . .             | 1 362  | 34             | 57           | 122          | 105          | 246          | 193          | 328          | 83             | 68            | 124   | 73           |                  |
| 1939 OR EARLIER . . . . .          | 805    | 20             | 40           | 36           | 79           | 133          | 132          | 156          | 74             | 44            | 91    | 74           |                  |

<sup>1</sup> INCOME OF PRIMARY FAMILIES AND INDIVIDUALS.

Table C-3.—INCOME IN 1959 OF PRIMARY FAMILIES AND INDIVIDUALS IN OWNER- AND RENTER-OCCUPIED HOUSING UNITS, FOR THE CITY OF NIAGARA FALLS: 1960

[Based on sample; median not shown where base is insufficient; see text. Plus (+) or minus (-) after number indicates median above or below that number]

| SUBJECT                            | TOTAL  | INCOME IN 1959    |                    |                    |                    |                    |                    |                    |                    |                      |                  |                  |
|------------------------------------|--------|-------------------|--------------------|--------------------|--------------------|--------------------|--------------------|--------------------|--------------------|----------------------|------------------|------------------|
|                                    |        | LESS THAN \$2,000 | \$2,000 TO \$2,999 | \$3,000 TO \$3,999 | \$4,000 TO \$4,999 | \$5,000 TO \$5,999 | \$6,000 TO \$6,999 | \$7,000 TO \$7,999 | \$8,000 TO \$8,999 | \$10,000 TO \$14,999 | \$15,000 OR MORE | MEDIAN (DOLLARS) |
| OWNER-OCCUPIED UNITS . . . . .     | 16 912 | 1 475             | 790                | 643                | 1 102              | 2 122              | 2 466              | 2 023              | 2 733              | 2 735                | 823              | 6 900            |
| YEAR STRUCTURE BUILT               |        |                   |                    |                    |                    |                    |                    |                    |                    |                      |                  |                  |
| 1959 TO MARCH 1960 . . . . .       | 240    | 8                 | ...                | ...                | 20                 | 48                 | 25                 | 29                 | 47                 | 51                   | 12               | 7 700            |
| 1955 TO 1958 . . . . .             | 1 711  | 37                | 23                 | 69                 | 95                 | 269                | 254                | 221                | 350                | 337                  | 56               | 7 500            |
| 1950 TO 1954 . . . . .             | 2 758  | 98                | 49                 | 24                 | 169                | 406                | 591                | 372                | 432                | 480                  | 137              | 7 100            |
| 1949 OR EARLIER . . . . .          | 12 203 | 1 332             | 718                | 550                | 818                | 1 399              | 1 596              | 1 401              | 1 904              | 1 867                | 618              | 6 800            |
| VALUE                              |        |                   |                    |                    |                    |                    |                    |                    |                    |                      |                  |                  |
| TOTAL . . . . .                    | 13 188 | 936               | 534                | 465                | 778                | 1 656              | 2 097              | 1 599              | 2 184              | 2 294                | 645              | 7 100            |
| LESS THAN \$5,000 . . . . .        | 73     | 16                | 8                  | 9                  | 12                 | 4                  | ...                | ...                | ...                | 12                   | ...              | ...              |
| \$5,000 TO \$7,400 . . . . .       | 365    | 56                | 36                 | 14                 | 39                 | 51                 | 62                 | 40                 | 39                 | 24                   | 4                | 5 700            |
| \$7,500 TO \$9,900 . . . . .       | 1 023  | 149               | 69                 | 53                 | 56                 | 162                | 173                | 123                | 127                | 93                   | 12               | 6 100            |
| \$10,000 TO \$12,400 . . . . .     | 2 021  | 193               | 110                | 98                 | 157                | 274                | 313                | 209                | 311                | 300                  | 56               | 6 600            |
| \$12,500 TO \$14,900 . . . . .     | 3 006  | 136               | 122                | 97                 | 197                | 399                | 565                | 410                | 529                | 498                  | 53               | 7 000            |
| \$15,000 TO \$19,900 . . . . .     | 4 762  | 272               | 124                | 116                | 222                | 590                | 831                | 621                | 880                | 842                  | 264              | 7 400            |
| \$20,000 TO \$24,900 . . . . .     | 1 170  | 69                | 32                 | 49                 | 51                 | 98                 | 102                | 129                | 216                | 318                  | 106              | 8 500            |
| \$25,000 OR MORE . . . . .         | 768    | 45                | 33                 | 29                 | 44                 | 70                 | 47                 | 61                 | 82                 | 207                  | 150              | 9 300            |
| AIR CONDITIONING                   |        |                   |                    |                    |                    |                    |                    |                    |                    |                      |                  |                  |
| ROOM UNIT(S) . . . . .             | 856    | 36                | 43                 | ...                | 21                 | 62                 | 101                | 81                 | 190                | 159                  | 163              | ...              |
| CENTRAL SYSTEM . . . . .           | 300    | 35                | ...                | 17                 | 37                 | 20                 | 42                 | 68                 | 40                 | 41                   | ...              | ...              |
| NONE . . . . .                     | 15 827 | 1 412             | 690                | 605                | 1 142              | 2 163              | 2 459              | 2 012              | 2 356              | 2 305                | 683              | 6 800            |
| AUTOMOBILES AVAILABLE              |        |                   |                    |                    |                    |                    |                    |                    |                    |                      |                  |                  |
| 1 OR MORE . . . . .                | 14 565 | 649               | 463                | 514                | 818                | 1 873              | 2 219              | 1 881              | 2 628              | 2 716                | 804              | 7 400            |
| NONE . . . . .                     | 2 347  | 828               | 357                | 141                | 254                | 215                | 187                | 104                | 162                | 84                   | 15               | 3 000            |
| PERSONS                            |        |                   |                    |                    |                    |                    |                    |                    |                    |                      |                  |                  |
| 1 PERSON . . . . .                 | 1 217  | 669               | 179                | 71                 | 109                | 52                 | 41                 | 48                 | 20                 | 24                   | 4                | 2 000-           |
| 2 PERSONS . . . . .                | 4 348  | 487               | 427                | 301                | 397                | 534                | 524                | 459                | 580                | 518                  | 121              | 6 100            |
| 3 AND 4 PERSONS . . . . .          | 7 082  | 260               | 155                | 216                | 392                | 986                | 1 145              | 929                | 1 324              | 1 299                | 376              | 7 400            |
| 5 PERSONS . . . . .                | 2 306  | 26                | 8                  | 33                 | 114                | 307                | 433                | 335                | 411                | 483                  | 156              | 7 700            |
| 6 PERSONS OR MORE . . . . .        | 1 959  | 33                | 21                 | 22                 | 90                 | 243                | 323                | 252                | 398                | 411                  | 166              | 8 000            |
| PERSONS PER ROOM                   |        |                   |                    |                    |                    |                    |                    |                    |                    |                      |                  |                  |
| 0.50 OR LESS . . . . .             | 7 299  | 1 221             | 644                | 452                | 574                | 720                | 806                | 713                | 944                | 935                  | 290              | 6 000            |
| 0.51 TO 1.00 . . . . .             | 8 281  | 221               | 138                | 183                | 468                | 1 211              | 1 373              | 1 137              | 1 501              | 1 575                | 474              | 7 500            |
| 1.01 OR MORE . . . . .             | 1 332  | 33                | 8                  | 8                  | 60                 | 191                | 287                | 173                | 288                | 225                  | 59               | 7 500            |
| YEAR MOVED INTO UNIT               |        |                   |                    |                    |                    |                    |                    |                    |                    |                      |                  |                  |
| 1958 TO MARCH 1960 . . . . .       | 1 995  | 76                | 53                 | 38                 | 196                | 356                | 338                | 219                | 323                | 300                  | 96               | 6 800            |
| 1950 TO 1957 . . . . .             | 7 156  | 293               | 138                | 205                | 398                | 1 083              | 1 256              | 989                | 1 299              | 1 213                | 282              | 7 200            |
| 1949 OR EARLIER . . . . .          | 7 761  | 1 106             | 599                | 400                | 508                | 683                | 872                | 815                | 1 111              | 1 222                | 445              | 6 700            |
| RENTER-OCCUPIED UNITS . . . . .    | 13 921 | 2 212             | 1 158              | 1 077              | 1 749              | 2 168              | 1 815              | 1 217              | 1 466              | 883                  | 176              | 5 400            |
| YEAR STRUCTURE BUILT               |        |                   |                    |                    |                    |                    |                    |                    |                    |                      |                  |                  |
| 1959 TO MARCH 1960 . . . . .       | 117    | ...               | 8                  | 9                  | 8                  | 12                 | 25                 | 9                  | 21                 | 17                   | 8                | ...              |
| 1955 TO 1958 . . . . .             | 285    | 22                | 4                  | 16                 | 53                 | 34                 | 45                 | 28                 | 41                 | 23                   | 19               | 6 300            |
| 1950 TO 1954 . . . . .             | 690    | 50                | 47                 | 59                 | 67                 | 114                | 95                 | 78                 | 91                 | 78                   | 11               | 6 200            |
| 1949 OR EARLIER . . . . .          | 12 829 | 2 140             | 1 099              | 993                | 1 621              | 2 027              | 1 631              | 1 102              | 1 313              | 765                  | 138              | 5 300            |
| GROSS RENT AS PERCENTAGE OF INCOME |        |                   |                    |                    |                    |                    |                    |                    |                    |                      |                  |                  |
| TOTAL . . . . .                    | 13 921 | 2 212             | 1 158              | 1 077              | 1 749              | 2 168              | 1 815              | 1 217              | 1 466              | 883                  | 176              | 5 400            |
| LESS THAN 10 PERCENT . . . . .     | 1 362  | ...               | ...                | 8                  | 54                 | 145                | 144                | 195                | 255                | 425                  | 136              | 9 100            |
| 10 TO 14 PERCENT . . . . .         | 3 092  | 4                 | 54                 | 91                 | 215                | 375                | 620                | 506                | 814                | 380                  | 33               | 7 400            |
| 15 TO 19 PERCENT . . . . .         | 2 989  | 32                | 73                 | 148                | 493                | 820                | 699                | 389                | 287                | 48                   | ...              | 5 900            |
| 20 TO 24 PERCENT . . . . .         | 1 783  | 26                | 99                 | 246                | 470                | 567                | 223                | 92                 | 60                 | ...                  | ...              | 5 100            |
| 25 TO 34 PERCENT . . . . .         | 1 588  | 195               | 373                | 373                | 385                | 191                | 54                 | 8                  | 9                  | ...                  | ...              | 3 600            |
| 35 PERCENT OR MORE . . . . .       | 2 347  | 1 554             | 514                | 181                | 79                 | 12                 | 7                  | ...                | ...                | ...                  | ...              | 2 000-           |
| NOT COMPUTED . . . . .             | 760    | 401               | 45                 | 30                 | 53                 | 58                 | 68                 | 27                 | 41                 | 30                   | 7                | 2 000-           |
| AIR CONDITIONING                   |        |                   |                    |                    |                    |                    |                    |                    |                    |                      |                  |                  |
| ROOM UNIT(S) . . . . .             | 319    | 21                | 44                 | 22                 | ...                | 63                 | 63                 | 21                 | 63                 | 22                   | ...              | ...              |
| CENTRAL SYSTEM . . . . .           | 204    | ...               | ...                | ...                | 19                 | 45                 | 40                 | 20                 | 20                 | ...                  | 60               | ...              |
| NONE . . . . .                     | 13 327 | 2 165             | 1 061              | 1 225              | 1 637              | 1 963              | 1 847              | 935                | 1 421              | 926                  | 147              | 5 300            |
| AUTOMOBILES AVAILABLE              |        |                   |                    |                    |                    |                    |                    |                    |                    |                      |                  |                  |
| 1 OR MORE . . . . .                | 9 401  | 753               | 557                | 582                | 1 189              | 1 644              | 1 398              | 1 051              | 1 305              | 771                  | 151              | 6 000            |
| NONE . . . . .                     | 4 520  | 1 491             | 619                | 446                | 575                | 537                | 382                | 206                | 136                | 104                  | 24               | 3 300            |
| PERSONS                            |        |                   |                    |                    |                    |                    |                    |                    |                    |                      |                  |                  |
| 1 PERSON . . . . .                 | 2 944  | 1 084             | 320                | 283                | 407                | 339                | 206                | 136                | 112                | 33                   | 24               | 3 200            |
| 2 PERSONS . . . . .                | 3 773  | 477               | 357                | 320                | 509                | 441                | 505                | 392                | 484                | 257                  | 31               | 5 500            |
| 3 AND 4 PERSONS . . . . .          | 4 718  | 474               | 343                | 306                | 508                | 901                | 695                | 489                | 571                | 371                  | 60               | 5 800            |
| 5 PERSONS . . . . .                | 1 288  | 92                | 46                 | 90                 | 170                | 263                | 204                | 120                | 151                | 120                  | 32               | 5 900            |
| 6 PERSONS OR MORE . . . . .        | 1 198  | 85                | 92                 | 78                 | 155                | 224                | 205                | 80                 | 148                | 102                  | 29               | 5 800            |
| PERSONS PER ROOM                   |        |                   |                    |                    |                    |                    |                    |                    |                    |                      |                  |                  |
| 0.50 OR LESS . . . . .             | 4 376  | 1 031             | 335                | 425                | 595                | 495                | 475                | 376                | 384                | 215                  | 45               | 4 700            |
| 0.51 TO 1.00 . . . . .             | 7 751  | 991               | 686                | 491                | 896                | 1 318              | 1 073              | 713                | 934                | 550                  | 99               | 5 600            |
| 1.01 OR MORE . . . . .             | 1 794  | 190               | 137                | 161                | 258                | 355                | 267                | 128                | 148                | 118                  | 32               | 5 400            |
| YEAR MOVED INTO UNIT               |        |                   |                    |                    |                    |                    |                    |                    |                    |                      |                  |                  |
| 1958 TO MARCH 1960 . . . . .       | 6 822  | 1 103             | 588                | 553                | 991                | 1 055              | 736                | 606                | 680                | 410                  | 100              | 5 200            |
| 1950 TO 1957 . . . . .             | 4 932  | 718               | 400                | 368                | 536                | 781                | 721                | 422                | 585                | 345                  | 56               | 6 600            |
| 1949 OR EARLIER . . . . .          | 2 167  | 391               | 170                | 156                | 222                | 332                | 358                | 189                | 201                | 128                  | 20               | 5 400            |

Table C-4.—CONDITION AND PLUMBING FACILITIES FOR OWNER- AND RENTER-OCCUPIED HOUSING UNITS, FOR THE CITY OF NIAGARA FALLS: 1960

[Based on sample; see text. Median not shown where base is less than 200; plus (+) or minus (-) after number indicates median above or below that number]

| SUBJECT                                   | TOTAL  | CONDITION AND PLUMBING FACILITIES |                              |                                |               |                              |                                |             |
|---|--------|-----------------------------------|------------------------------|--------------------------------|---------------|------------------------------|--------------------------------|-------------|
|   |        | SOUND                             |                              |                                | DETERIORATING |                              |                                | DILAPIDATED |
|   |        | TOTAL                             | WITH ALL PLUMBING FACILITIES | LACKING SOME OR ALL FACILITIES | TOTAL         | WITH ALL PLUMBING FACILITIES | LACKING SOME OR ALL FACILITIES |             |
| <b>OWNER-OCCUPIED UNITS . . . . .</b>     | 16 912 | 15 876                            | 15 738                       | 138                            | 935           | 876                          | 59                             | 101         |
| <b>YEAR STRUCTURE BUILT</b>               |        |                                   |                              |                                |               |                              |                                |             |
| 1959 TO MARCH 1960 . . . . .              | 240    | 240                               | 240                          | ***                            | ***           | ***                          | ***                            | ***         |
| 1955 TO 1958 . . . . .                    | 1 711  | 1 707                             | 1 707                        | ***                            | 4             | 4                            | ***                            | ***         |
| 1950 TO 1954 . . . . .                    | 2 758  | 2 738                             | 2 738                        | ***                            | 20            | 20                           | ***                            | ***         |
| 1940 TO 1949 . . . . .                    | 2 485  | 2 421                             | 2 417                        | 4                              | 60            | 60                           | ***                            | 4           |
| 1939 OR EARLIER . . . . .                 | 9 718  | 8 770                             | 8 636                        | 134                            | 851           | 792                          | 59                             | 97          |
| <b>INCOME IN 1959<sup>1</sup></b>         |        |                                   |                              |                                |               |                              |                                |             |
| LESS THAN \$2,000 . . . . .               | 1 475  | 1 252                             | 1 184                        | 68                             | 188           | 172                          | 16                             | 35          |
| \$2,000 TO \$2,999 . . . . .              | 790    | 716                               | 701                          | 15                             | 70            | 59                           | 11                             | 4           |
| \$3,000 TO \$3,999 . . . . .              | 643    | 587                               | 583                          | 4                              | 56            | 52                           | 4                              | ***         |
| \$4,000 TO \$4,999 . . . . .              | 1 102  | 1 013                             | 1 005                        | 8                              | 76            | 72                           | 4                              | 13          |
| \$5,000 TO \$5,999 . . . . .              | 2 122  | 1 961                             | 1 950                        | 11                             | 153           | 149                          | 4                              | 8           |
| \$6,000 TO \$6,999 . . . . .              | 2 466  | 2 355                             | 2 343                        | 12                             | 94            | 90                           | 4                              | 17          |
| \$7,000 TO \$7,999 . . . . .              | 2 023  | 1 915                             | 1 903                        | 12                             | 100           | 100                          | ***                            | 8           |
| \$8,000 TO \$9,999 . . . . .              | 2 733  | 2 624                             | 2 624                        | ***                            | 101           | 93                           | 8                              | 8           |
| \$10,000 TO \$14,999 . . . . .            | 2 735  | 2 638                             | 2 638                        | ***                            | 89            | 81                           | 8                              | 8           |
| \$15,000 OR MORE . . . . .                | 823    | 815                               | 807                          | 8                              | 8             | 8                            | ***                            | ***         |
| MEDIAN . . . . . DOLLARS . . . . .        | 6 900  | 7 000                             | 7 100                        | ***                            | 5 500         | 5 600                        | ***                            | ***         |
| <b>VALUE-INCOME RATIO</b>                 |        |                                   |                              |                                |               |                              |                                |             |
| TOTAL . . . . .                           | 13 188 | 12 508                            | 12 481                       | 27                             | 611           | 600                          | 11                             | 69          |
| LESS THAN 1.5 . . . . .                   | 3 287  | 3 041                             | 3 041                        | ***                            | 213           | 209                          | 4                              | 33          |
| 1.5 TO 1.9 . . . . .                      | 2 730  | 2 632                             | 2 632                        | ***                            | 94            | 94                           | ***                            | 4           |
| 2.0 TO 2.4 . . . . .                      | 2 328  | 2 266                             | 2 262                        | 4                              | 62            | 58                           | 4                              | ***         |
| 2.5 TO 2.9 . . . . .                      | 1 557  | 1 518                             | 1 514                        | 4                              | 35            | 35                           | ***                            | 4           |
| 3.0 TO 3.9 . . . . .                      | 1 303  | 1 244                             | 1 241                        | 3                              | 51            | 51                           | ***                            | 8           |
| 4.0 OR MORE . . . . .                     | 1 893  | 1 745                             | 1 729                        | 16                             | 136           | 133                          | 3                              | 12          |
| NOT COMPUTED . . . . .                    | 90     | 62                                | 62                           | ***                            | 20            | 20                           | ***                            | 8           |
| <b>PERSONS</b>                            |        |                                   |                              |                                |               |                              |                                |             |
| 1 PERSON . . . . .                        | 1 217  | 1 037                             | 986                          | 51                             | 157           | 141                          | 16                             | 23          |
| 2 PERSONS . . . . .                       | 4 348  | 4 111                             | 4 051                        | 60                             | 217           | 198                          | 19                             | 20          |
| 3 PERSONS . . . . .                       | 3 381  | 3 198                             | 3 186                        | 12                             | 179           | 167                          | 12                             | 4           |
| 4 PERSONS . . . . .                       | 3 701  | 3 589                             | 3 581                        | 8                              | 100           | 96                           | 4                              | 12          |
| 5 PERSONS . . . . .                       | 2 306  | 2 189                             | 2 186                        | 3                              | 109           | 105                          | 4                              | 8           |
| 6 PERSONS OR MORE . . . . .               | 1 959  | 1 752                             | 1 748                        | 4                              | 173           | 169                          | 4                              | 34          |
| MEDIAN . . . . .                          | 3.4    | 3.4                               | 3.4                          | ***                            | 3.0           | 3.1                          | ***                            | ***         |
| <b>PERSONS PER ROOM</b>                   |        |                                   |                              |                                |               |                              |                                |             |
| 0.50 OR LESS . . . . .                    | 7 299  | 6 794                             | 6 692                        | 102                            | 454           | 419                          | 35                             | 51          |
| 0.51 TO 1.00 . . . . .                    | 8 281  | 7 913                             | 7 881                        | 32                             | 348           | 332                          | 16                             | 20          |
| 1.01 OR MORE . . . . .                    | 1 332  | 1 169                             | 1 165                        | 4                              | 133           | 125                          | 8                              | 30          |
| <b>RENTER-OCCUPIED UNITS . . . . .</b>    | 13 921 | 10 913                            | 9 800                        | 1 113                          | 2 581         | 1 976                        | 605                            | 427         |
| <b>YEAR STRUCTURE BUILT</b>               |        |                                   |                              |                                |               |                              |                                |             |
| 1959 TO MARCH 1960 . . . . .              | 117    | 117                               | 117                          | ***                            | ***           | ***                          | ***                            | ***         |
| 1955 TO 1958 . . . . .                    | 285    | 285                               | 278                          | 7                              | ***           | ***                          | ***                            | ***         |
| 1950 TO 1954 . . . . .                    | 690    | 676                               | 676                          | ***                            | 7             | 7                            | ***                            | 7           |
| 1940 TO 1949 . . . . .                    | 1 773  | 1 449                             | 1 426                        | 23                             | 317           | 313                          | 4                              | 7           |
| 1939 OR EARLIER . . . . .                 | 11 056 | 8 386                             | 7 303                        | 1 083                          | 2 257         | 1 656                        | 601                            | 413         |
| <b>INCOME IN 1959<sup>1</sup></b>         |        |                                   |                              |                                |               |                              |                                |             |
| LESS THAN \$2,000 . . . . .               | 2 212  | 1 537                             | 1 153                        | 384                            | 559           | 317                          | 242                            | 116         |
| \$2,000 TO \$2,999 . . . . .              | 1 158  | 885                               | 758                          | 127                            | 240           | 166                          | 74                             | 33          |
| \$3,000 TO \$3,999 . . . . .              | 1 077  | 815                               | 735                          | 80                             | 247           | 217                          | 30                             | 15          |
| \$4,000 TO \$4,999 . . . . .              | 1 749  | 1 280                             | 1 125                        | 155                            | 411           | 311                          | 100                            | 58          |
| \$5,000 TO \$5,999 . . . . .              | 2 168  | 1 738                             | 1 608                        | 130                            | 351           | 309                          | 42                             | 79          |
| \$6,000 TO \$6,999 . . . . .              | 1 815  | 1 420                             | 1 306                        | 114                            | 323           | 255                          | 68                             | 72          |
| \$7,000 TO \$7,999 . . . . .              | 1 217  | 1 063                             | 1 006                        | 57                             | 158           | 110                          | 28                             | 16          |
| \$8,000 TO \$9,999 . . . . .              | 1 466  | 1 269                             | 1 231                        | 38                             | 181           | 165                          | 16                             | 16          |
| \$10,000 TO \$14,999 . . . . .            | 883    | 766                               | 742                          | 24                             | 103           | 98                           | 5                              | 14          |
| \$15,000 OR MORE . . . . .                | 176    | 140                               | 136                          | 4                              | 28            | 28                           | ***                            | 8           |
| MEDIAN . . . . . DOLLARS . . . . .        | 5 400  | 5 500                             | 5 700                        | 3 600                          | 4 600         | 4 900                        | 2 800                          | 4 900       |
| <b>GROSS RENT AS PERCENTAGE OF INCOME</b> |        |                                   |                              |                                |               |                              |                                |             |
| TOTAL . . . . .                           | 13 921 | 10 913                            | 9 800                        | 1 113                          | 2 581         | 1 976                        | 605                            | 427         |
| LESS THAN 10 PERCENT . . . . .            | 1 362  | 1 112                             | 903                          | 209                            | 222           | 152                          | 70                             | 28          |
| 10 TO 14 PERCENT . . . . .                | 3 092  | 2 523                             | 2 267                        | 256                            | 482           | 374                          | 108                            | 87          |
| 15 TO 19 PERCENT . . . . .                | 2 989  | 2 353                             | 2 236                        | 117                            | 538           | 473                          | 65                             | 98          |
| 20 TO 24 PERCENT . . . . .                | 1 783  | 1 386                             | 1 318                        | 68                             | 361           | 289                          | 72                             | 36          |
| 25 TO 34 PERCENT . . . . .                | 1 588  | 1 303                             | 1 161                        | 142                            | 262           | 230                          | 32                             | 23          |
| 35 PERCENT OR MORE . . . . .              | 2 347  | 1 638                             | 1 415                        | 223                            | 580           | 371                          | 209                            | 129         |
| NOT COMPUTED . . . . .                    | 760    | 598                               | 500                          | 98                             | 136           | 87                           | 49                             | 26          |
| <b>PERSONS</b>                            |        |                                   |                              |                                |               |                              |                                |             |
| 1 PERSON . . . . .                        | 2 944  | 2 336                             | 1 641                        | 695                            | 528           | 245                          | 283                            | 80          |
| 2 PERSONS . . . . .                       | 3 773  | 3 164                             | 2 977                        | 187                            | 515           | 411                          | 104                            | 94          |
| 3 PERSONS . . . . .                       | 2 517  | 2 097                             | 1 974                        | 123                            | 362           | 298                          | 64                             | 58          |
| 4 PERSONS . . . . .                       | 2 201  | 1 709                             | 1 661                        | 48                             | 443           | 376                          | 67                             | 49          |
| 5 PERSONS . . . . .                       | 1 288  | 909                               | 869                          | 40                             | 325           | 296                          | 29                             | 54          |
| 6 PERSONS OR MORE . . . . .               | 1 198  | 698                               | 678                          | 20                             | 408           | 350                          | 58                             | 92          |
| MEDIAN . . . . .                          | 2.6    | 2.5                               | 2.6                          | 1.3                            | 3.2           | 3.6                          | 1.7                            | 3.2         |
| <b>PERSONS PER ROOM</b>                   |        |                                   |                              |                                |               |                              |                                |             |
| 0.50 OR LESS . . . . .                    | 4 376  | 3 599                             | 3 359                        | 240                            | 653           | 522                          | 131                            | 124         |
| 0.51 TO 1.00 . . . . .                    | 7 751  | 6 205                             | 5 463                        | 742                            | 1 355         | 999                          | 356                            | 191         |
| 1.01 OR MORE . . . . .                    | 1 794  | 1 109                             | 978                          | 131                            | 573           | 455                          | 118                            | 112         |

<sup>1</sup> INCOME OF PRIMARY FAMILIES AND INDIVIDUALS.



Table C-5.—ROOMS IN OWNER- AND RENTER-OCCUPIED HOUSING UNITS, FOR THE CITY OF NIAGARA FALLS: 1960

[Based on sample; median not shown where base is insufficient; see text. Plus (+) after number indicates median above that number]

| SUBJECT                                   | TOTAL  | 1 ROOM | 2 ROOMS | 3 ROOMS | 4 ROOMS | 5 ROOMS | 6 ROOMS | 7 ROOMS | 8 ROOMS OR MORE | MEDIAN |
|---|--------|--------|---------|---------|---------|---------|---------|---------|-----------------|--------|
| <b>OWNER-OCCUPIED UNITS</b>               | 16 912 | 4      | 82      | 525     | 2 857   | 5 053   | 5 060   | 1 851   | 1 480           | 5.5    |
| <b>BEDROOMS</b>                           |        |        |         |         |         |         |         |         |                 |        |
| 0 TO 2                                    | 5 480  | ...    | 55      | 482     | 2 479   | 1 816   | 363     | 190     | 95              | 4.4    |
| 3   | 8 484  | ...    | ...     | ...     | 208     | 2 758   | 4 061   | 1 117   | 340             | 5.8    |
| 4 OR MORE                                 | 3 019  | ...    | ...     | ...     | 61      | 125     | 820     | 840     | 1 173           | 7.1    |
| <b>BATHROOMS</b>                          |        |        |         |         |         |         |         |         |                 |        |
| 1   | 13 159 | ...    | 78      | 450     | 2 562   | 4 444   | 3 819   | 1 147   | 659             | 5.3    |
| MORE THAN 1                               | 3 525  | ...    | ...     | 20      | 249     | 692     | 1 169   | 604     | 791             | 6.2    |
| SHARED OR NONE                            | 228    | 5      | 10      | 69      | 93      | 20      | 9       | 5       | 17              | ...    |
| <b>YEAR STRUCTURE BUILT</b>               |        |        |         |         |         |         |         |         |                 |        |
| 1959 TO MARCH 1960                        | 240    | ...    | ...     | 4       | 75      | 129     | 28      | ...     | 4               | 4.8    |
| 1955 TO 1958                              | 1 711  | ...    | 25      | 148     | 345     | 903     | 202     | 44      | 44              | 4.9    |
| 1950 TO 1954                              | 2 758  | ...    | 25      | 68      | 728     | 1 157   | 654     | 102     | 24              | 5.0    |
| 1940 TO 1949                              | 2 485  | ...    | 8       | 27      | 627     | 646     | 870     | 215     | 92              | 5.4    |
| 1939 OR EARLIER                           | 9 718  | 4      | 24      | 278     | 1 082   | 2 218   | 3 306   | 1 490   | 1 316           | 5.9    |
| <b>CONDITION AND PLUMBING</b>             |        |        |         |         |         |         |         |         |                 |        |
| SOUND                                     | 15 876 | 4      | 70      | 466     | 2 649   | 4 849   | 4 773   | 1 710   | 1 355           | 5.5    |
| WITH ALL PLUMBING FACILITIES              | 15 738 | ...    | 65      | 433     | 2 596   | 4 830   | 4 769   | 1 706   | 1 339           | 5.5    |
| LACKING SOME OR ALL FACILITIES            | 138    | 4      | 5       | 33      | 53      | 19      | 4       | 4       | 16              | ...    |
| DETERIORATING                             | 938    | ...    | 8       | 56      | 199     | 188     | 251     | 132     | 101             | 5.6    |
| WITH ALL PLUMBING FACILITIES              | 876    | ...    | ...     | 36      | 176     | 180     | 247     | 132     | 97              | 5.7    |
| LACKING SOME OR ALL FACILITIES            | 59     | ...    | ...     | 20      | 23      | 8       | 4       | ...     | 4               | ...    |
| DILAPIDATED                               | 101    | ...    | 4       | 3       | 9       | 16      | 36      | 9       | 24              | ...    |
| <b>VALUE-INCOME RATIO</b>                 |        |        |         |         |         |         |         |         |                 |        |
| TOTAL                                     | 13 188 | 4      | 4       | 78      | 1 756   | 3 918   | 4 472   | 1 653   | 1 303           | 5.7    |
| LESS THAN 1.5                             | 3 287  | ...    | ...     | 12      | 436     | 829     | 1 231   | 470     | 309             | 5.8    |
| 1.5 TO 1.9                                | 2 730  | ...    | ...     | 3       | 436     | 804     | 964     | 314     | 209             | 5.6    |
| 2.0 TO 2.9                                | 3 885  | ...    | 4       | 23      | 531     | 1 326   | 1 225   | 439     | 337             | 5.5    |
| 3.0 OR MORE                               | 3 196  | 4      | ...     | 40      | 349     | 943     | 1 027   | 418     | 415             | 5.8    |
| NOT COMPUTED                              | 90     | ...    | ...     | ...     | 4       | 16      | 25      | 12      | 33              | ...    |
| <b>PERSONS</b>                            |        |        |         |         |         |         |         |         |                 |        |
| 1 PERSON                                  | 1 217  | ...    | 36      | 167     | 269     | 291     | 308     | 72      | 74              | 5.0    |
| 2 PERSONS                                 | 4 348  | 4      | 34      | 194     | 941     | 1 373   | 1 104   | 415     | 283             | 5.2    |
| 3 PERSONS                                 | 3 381  | ...    | 12      | 86      | 671     | 960     | 973     | 396     | 283             | 5.5    |
| 4 PERSONS                                 | 3 701  | ...    | ...     | 40      | 612     | 1 318   | 1 107   | 369     | 255             | 5.4    |
| 5 PERSONS                                 | 2 306  | ...    | ...     | 22      | 241     | 665     | 845     | 301     | 232             | 5.8    |
| 6 PERSONS OR MORE                         | 1 959  | ...    | ...     | 16      | 123     | 446     | 723     | 278     | 353             | 6.0    |
| MEDIAN                                    | 3.4    | ...    | ...     | 2.0     | 2.8     | 3.4     | 3.6     | 3.6     | 3.9             | ...    |
| <b>RENTER-OCCUPIED UNITS</b>              | 13 921 | 1 163  | 799     | 2 858   | 4 216   | 2 898   | 1 414   | 381     | 192             | 4.0    |
| <b>BEDROOMS</b>                           |        |        |         |         |         |         |         |         |                 |        |
| NONE                                      | 1 410  | 1 280  | 64      | 66      | ...     | ...     | ...     | ...     | ...             | 1.1    |
| 1   | 3 707  | ...    | 791     | 2 416   | 354     | 110     | 16      | ...     | 20              | 2.9    |
| 2   | 5 608  | ...    | 85      | 254     | 3 334   | 1 732   | 139     | 64      | ...             | 4.2    |
| 3 OR MORE                                 | 3 125  | ...    | ...     | ...     | 64      | 1 074   | 1 264   | 488     | 235             | 5.8    |
| <b>BATHROOMS</b>                          |        |        |         |         |         |         |         |         |                 |        |
| 1   | 11 769 | 370    | 563     | 2 419   | 3 914   | 2 775   | 1 312   | 281     | 135             | 4.1    |
| MORE THAN 1                               | 359    | 10     | ...     | 38      | 86      | 67      | 69      | 44      | 45              | 5.2    |
| SHARED OR NONE                            | 1 793  | 734    | 215     | 424     | 335     | 56      | 19      | 10      | ...             | 2.3    |
| <b>YEAR STRUCTURE BUILT</b>               |        |        |         |         |         |         |         |         |                 |        |
| 1959 TO MARCH 1960                        | 117    | 20     | 12      | 36      | 46      | 3       | ...     | ...     | ...             | ...    |
| 1955 TO 1958                              | 285    | 20     | 11      | 77      | 108     | 53      | 12      | ...     | 4               | 3.8    |
| 1950 TO 1954                              | 690    | 143    | 33      | 116     | 324     | 49      | 25      | ...     | ...             | 3.7    |
| 1940 TO 1949                              | 1 773  | 40     | 20      | 336     | 927     | 362     | 64      | 16      | 8               | 4.0    |
| 1939 OR EARLIER                           | 11 056 | 940    | 723     | 2 293   | 2 811   | 2 431   | 1 313   | 365     | 180             | 4.1    |
| <b>CONDITION AND PLUMBING</b>             |        |        |         |         |         |         |         |         |                 |        |
| SOUND                                     | 10 913 | 932    | 587     | 2 263   | 3 286   | 2 317   | 1 130   | 277     | 121             | 4.0    |
| WITH ALL PLUMBING FACILITIES              | 9 800  | 383    | 466     | 2 052   | 3 091   | 2 301   | 1 114   | 272     | 121             | 4.1    |
| LACKING SOME OR ALL FACILITIES            | 1 113  | 549    | 121     | 211     | 195     | 16      | 16      | 5       | ...             | 1.6    |
| DETERIORATING                             | 2 581  | 210    | 171     | 513     | 825     | 490     | 221     | 92      | 59              | 4.0    |
| WITH ALL PLUMBING FACILITIES              | 1 976  | 21     | 91      | 326     | 707     | 474     | 214     | 84      | 59              | 4.3    |
| LACKING SOME OR ALL FACILITIES            | 605    | 189    | 80      | 187     | 118     | 16      | 7       | 8       | ...             | 2.7    |
| DILAPIDATED                               | 427    | 21     | 41      | 82      | 105     | 91      | 63      | 12      | 12              | 4.2    |
| <b>GROSS RENT AS PERCENTAGE OF INCOME</b> |        |        |         |         |         |         |         |         |                 |        |
| TOTAL                                     | 13 921 | 1 163  | 799     | 2 858   | 4 216   | 2 898   | 1 414   | 381     | 192             | 4.0    |
| LESS THAN 10 PERCENT                      | 1 362  | 293    | 80      | 242     | 349     | 250     | 106     | 33      | 9               | 3.7    |
| 10 TO 14 PERCENT                          | 3 092  | 233    | 160     | 598     | 952     | 676     | 359     | 90      | 24              | 4.1    |
| 15 TO 19 PERCENT                          | 2 989  | 142    | 131     | 523     | 966     | 788     | 326     | 76      | 37              | 4.2    |
| 20 TO 24 PERCENT                          | 1 783  | 74     | 59      | 360     | 600     | 377     | 224     | 57      | 32              | 4.2    |
| 25 TO 34 PERCENT                          | 1 588  | 114    | 72      | 365     | 549     | 308     | 136     | 27      | 17              | 3.9    |
| 35 PERCENT OR MORE                        | 2 347  | 247    | 215     | 613     | 619     | 404     | 172     | 42      | 35              | 3.7    |
| NOT COMPUTED                              | 760    | 60     | 82      | 157     | 181     | 95      | 91      | 56      | 38              | 3.9    |
| <b>PERSONS</b>                            |        |        |         |         |         |         |         |         |                 |        |
| 1 PERSON                                  | 2 944  | 1 027  | 425     | 920     | 333     | 163     | 64      | 4       | 8               | 2.5    |
| 2 PERSONS                                 | 3 773  | 110    | 289     | 1 269   | 1 093   | 684     | 281     | 39      | 8               | 3.7    |
| 3 PERSONS                                 | 2 517  | 26     | 70      | 444     | 1 041   | 630     | 231     | 50      | 25              | 4.2    |
| 4 PERSONS                                 | 2 201  | ...    | 11      | 152     | 398     | 584     | 323     | 89      | 44              | 4.4    |
| 5 PERSONS                                 | 1 288  | ...    | 4       | 29      | 500     | 408     | 234     | 82      | 31              | 4.8    |
| 6 PERSONS OR MORE                         | 1 198  | ...    | ...     | 44      | 251     | 429     | 281     | 117     | 76              | 5.2    |
| MEDIAN                                    | 2.6    | 1.1    | 1.4     | 1.9     | 3.2     | 3.5     | 3.9     | 4.6     | ...             | ...    |

Table C-6.—UNITS IN STRUCTURE FOR OWNER- AND RENTER-OCCUPIED HOUSING UNITS, FOR THE CITY OF NIAGARA FALLS: 1960

[Based on sample; median not shown where base is insufficient; see text. Plus (+) or minus (-) after number indicates median above or below that number]

| SUBJECT                                    | OWNER OCCUPIED |        |                 |          | RENTER OCCUPIED |        |         |               |               |                  |          | ELEVATOR IN STRUCTURE |
|--|----------------|--------|-----------------|----------|-----------------|--------|---------|---------------|---------------|------------------|----------|-----------------------|
|  | TOTAL          | 1 UNIT | 2 UNITS OR MORE | TRAILERS | TOTAL           | 1 UNIT | 2 UNITS | 3 AND 4 UNITS | 5 TO 19 UNITS | 20 UNITS OR MORE | TRAILERS |                       |
| ALL OCCUPIED UNITS . . . . .               | 16 912         | 13 688 | 2 757           | 467      | 13 921          | 4 361  | 3 637   | 2 639         | 2 492         | 788              | 4        | 297                   |
| ROOMS                                      |                |        |                 |          |                 |        |         |               |               |                  |          |                       |
| 1 ROOM . . . . .                           | 5              | 5      | ...             | ...      | 1 114           | 219    | 51      | 86            | 324           | 434              | ...      | 148                   |
| 2 ROOMS . . . . .                          | 88             | 15     | 19              | 54       | 778             | 126    | 105     | 216           | 239           | 92               | ...      | 55                    |
| 3 ROOMS . . . . .                          | 539            | 96     | 235             | 208      | 2 881           | 604    | 727     | 758           | 668           | 120              | 4        | 21                    |
| 4 ROOMS . . . . .                          | 2 904          | 1 905  | 832             | 167      | 4 335           | 1 302  | 1 161   | 890           | 884           | 98               | ...      | 73                    |
| 5 ROOMS . . . . .                          | 5 156          | 4 204  | 914             | 38       | 2 898           | 1 060  | 999     | 485           | 320           | 34               | ...      | ...                   |
| 6 ROOMS . . . . .                          | 4 997          | 4 489  | 508             | ...      | 1 400           | 710    | 450     | 183           | 52            | 5                | ...      | ...                   |
| 7 ROOMS OR MORE . . . . .                  | 3 223          | 2 974  | 249             | ...      | 515             | 340    | 144     | 21            | 5             | 5                | ...      | ...                   |
| MEDIAN . . . . .                           | 5.5            | 5.6    | 4.8             | 3.4      | 4.0             | 4.4    | 4.3     | 3.8           | 3.5           | 1.4              | ...      | 1.5                   |
| YEAR STRUCTURE BUILT                       |                |        |                 |          |                 |        |         |               |               |                  |          |                       |
| 1959 TO MARCH 1960 . . . . .               | 237            | 137    | 15              | 85       | 93              | 33     | 5       | 13            | 37            | 5                | ...      | ...                   |
| 1955 TO 1958 . . . . .                     | 1 796          | 1 504  | 36              | 256      | 288             | 114    | 74      | 30            | 68            | ...              | ...      | ...                   |
| 1950 TO 1954 . . . . .                     | 2 721          | 2 454  | 153             | 114      | 678             | 353    | 155     | 109           | 54            | 23               | 4        | ...                   |
| 1940 TO 1949 . . . . .                     | 2 497          | 2 341  | 148             | 8        | 1 751           | 977    | 212     | 154           | 408           | ...              | ...      | ...                   |
| 1939 OR EARLIER . . . . .                  | 9 661          | 7 252  | 2 405           | 4        | 11 111          | 2 902  | 3 191   | 2 333         | 1 925         | 760              | ...      | 297                   |
| CONDITION AND PLUMBING                     |                |        |                 |          |                 |        |         |               |               |                  |          |                       |
| SOUND . . . . .                            | 15 889         | 12 983 | 2 447           | 459      | 10 943          | 3 455  | 3 099   | 1 918         | 1 841         | 626              | 4        | 297                   |
| WITH ALL PLUMBING FACIL. . . . .           | 15 742         | 12 948 | 2 335           | 459      | 9 807           | 3 318  | 3 027   | 1 636         | 1 454         | 368              | 4        | 210                   |
| LACKING SOME OR ALL FACIL. . . . .         | 147            | 35     | 112             | ...      | 1 136           | 137    | 72      | 282           | 387           | 258              | ...      | 87                    |
| DETERIORATING . . . . .                    | 920            | 628    | 284             | ...      | 2 549           | 781    | 464     | 610           | 532           | 162              | ...      | ...                   |
| WITH ALL PLUMBING FACIL. . . . .           | 854            | 602    | 244             | 8        | 1 989           | 710    | 398     | 432           | 353           | 96               | ...      | ...                   |
| LACKING SOME OR ALL FACIL. . . . .         | 66             | 26     | 40              | ...      | 560             | 71     | 66      | 178           | 179           | 66               | ...      | ...                   |
| DILAPIDATED . . . . .                      | 103            | 77     | 26              | ...      | 429             | 125    | 74      | 111           | 119           | ...              | ...      | ...                   |
| GROSS RENT                                 |                |        |                 |          |                 |        |         |               |               |                  |          |                       |
| TOTAL . . . . .                            | ...            | ...    | ...             | ...      | 13 921          | 4 361  | 3 637   | 2 639         | 2 492         | 788              | 4        | 297                   |
| LESS THAN \$30. . . . .                    | ...            | ...    | ...             | ...      | 153             | 15     | 15      | 10            | 56            | 57               | ...      | ...                   |
| \$30 TO \$39 . . . . .                     | ...            | ...    | ...             | ...      | 586             | 113    | 59      | 97            | 162           | 155              | ...      | 18                    |
| \$40 TO \$49 . . . . .                     | ...            | ...    | ...             | ...      | 749             | 195    | 95      | 154           | 230           | 75               | ...      | 36                    |
| \$50 TO \$59 . . . . .                     | ...            | ...    | ...             | ...      | 1 149           | 344    | 214     | 245           | 264           | 82               | ...      | 43                    |
| \$60 TO \$69 . . . . .                     | ...            | ...    | ...             | ...      | 1 790           | 511    | 360     | 396           | 403           | 120              | ...      | 31                    |
| \$70 TO \$79 . . . . .                     | ...            | ...    | ...             | ...      | 2 095           | 547    | 586     | 532           | 376           | 54               | ...      | 16                    |
| \$80 TO \$99 . . . . .                     | ...            | ...    | ...             | ...      | 3 925           | 1 207  | 1 224   | 735           | 635           | 120              | 4        | 60                    |
| \$100 TO \$119 . . . . .                   | ...            | ...    | ...             | ...      | 1 827           | 685    | 644     | 250           | 238           | 10               | ...      | 10                    |
| \$120 OR MORE . . . . .                    | ...            | ...    | ...             | ...      | 1 153           | 566    | 296     | 132           | 70            | 89               | ...      | 78                    |
| NO CASH RENT . . . . .                     | ...            | ...    | ...             | ...      | 494             | 178    | 144     | 88            | 58            | 26               | ...      | 5                     |
| MEDIAN . . . . . DOLLARS . . . . .         | ...            | ...    | ...             | ...      | 81              | 86     | 87      | 77            | 73            | 61               | ...      | 81                    |
| HEATING EQUIPMENT                          |                |        |                 |          |                 |        |         |               |               |                  |          |                       |
| STEAM OR HOT WATER . . . . .               | 2 504          | 1 893  | 611             | ...      | 4 363           | 783    | 773     | 882           | 1 197         | 728              | ...      | 297                   |
| WARM AIR FURNACE . . . . .                 | 13 692         | 11 293 | 2 064           | 335      | 8 063           | 3 094  | 2 614   | 1 359         | 952           | 44               | ...      | ...                   |
| FLOOR, WALL, OR PIPELESS FURNACE . . . . . | 248            | 214    | 22              | 12       | 263             | 108    | 64      | 35            | 56            | ...              | ...      | ...                   |
| BUILT-IN ELECTRIC UNIT . . . . .           | 10             | 1      | 5               | 4        | 67              | 42     | 5       | 10            | 10            | ...              | ...      | ...                   |
| OTHER MEANS WITH FLUE . . . . .            | 427            | 285    | 30              | 112      | 1 099           | 323    | 181     | 323           | 252           | 16               | 4        | ...                   |
| OTHER MEANS WITHOUT FLUE . . . . .         | 26             | 2      | 20              | 4        | 41              | 6      | ...     | 20            | 15            | ...              | ...      | ...                   |
| NONE . . . . .                             | 5              | ...    | 5               | ...      | 25              | 5      | ...     | 10            | 10            | ...              | ...      | ...                   |
| PERSONS                                    |                |        |                 |          |                 |        |         |               |               |                  |          |                       |
| 1 PERSON . . . . .                         | 1 208          | 796    | 384             | 28       | 2 961           | 555    | 452     | 547           | 808           | 599              | ...      | 224                   |
| 2 PERSONS . . . . .                        | 4 359          | 3 319  | 891             | 149      | 3 792           | 1 052  | 1 145   | 765           | 687           | 143              | ...      | 68                    |
| 3 PERSONS . . . . .                        | 3 398          | 2 679  | 617             | 102      | 2 546           | 832    | 793     | 532           | 354           | 31               | 4        | 5                     |
| 4 PERSONS . . . . .                        | 3 724          | 3 194  | 432             | 98       | 2 146           | 769    | 635     | 419           | 318           | 5                | ...      | ...                   |
| 5 PERSONS . . . . .                        | 2 312          | 2 014  | 246             | 52       | 1 287           | 391    | 570     | 208           | 108           | 10               | ...      | ...                   |
| 6 PERSONS OR MORE . . . . .                | 1 911          | 1 686  | 187             | 38       | 1 189           | 583    | 221     | 168           | 217           | ...              | ...      | ...                   |
| MEDIAN . . . . .                           | 3.4            | 3.5    | 2.7             | 3.1      | 2.6             | 3.2    | 2.8     | 2.5           | 2.1           | 1.2              | ...      | 1.2                   |
| YEAR MOVED INTO UNIT                       |                |        |                 |          |                 |        |         |               |               |                  |          |                       |
| 1959 TO MARCH 1960 . . . . .               | 1 268          | 847    | 206             | 215      | 4 949           | 1 731  | 1 169   | 987           | 870           | 192              | ...      | 46                    |
| 1958 . . . . .                             | 804            | 627    | 113             | 64       | 1 869           | 501    | 542     | 371           | 346           | 109              | ...      | 58                    |
| 1950 TO 1957 . . . . .                     | 7 200          | 6 181  | 835             | 184      | 4 988           | 1 521  | 1 395   | 853           | 611           | 304              | 4        | 125                   |
| 1940 TO 1949 . . . . .                     | 4 009          | 3 282  | 723             | 4        | 1 310           | 387    | 315     | 272           | 232           | 104              | ...      | 31                    |
| 1939 OR EARLIER . . . . .                  | 3 631          | 2 751  | 880             | ...      | 805             | 221    | 216     | 156           | 133           | 79               | ...      | 37                    |



Table C-8.—OCCUPIED HOUSING UNITS SHARING OR LACKING SPECIFIED FACILITIES, FOR THE CITY OF NIAGARA FALLS: 1960

[Based on sample; the "total" columns are not additive; see text]

| SUBJECT  | UNITS SHARING-- |             |                               |                         |              |                                | UNITS WITH NO BATH AND/OR TOILET <sup>1</sup> |                           |
|--|-----------------|-------------|-------------------------------|-------------------------|--------------|--------------------------------|---|---------------------------|
|  | TOTAL           | ACCESS ONLY | ACCESS AND BATH AND/OR TOILET | BATH AND/OR TOILET ONLY | COOKING ONLY | COOKING AND BATH AND/OR TOILET | TOTAL   | SHARING ACCESS OR COOKING |
| <b>UNITS IN STRUCTURE</b>                          |                 |             |                               |                         |              |                                |   |                           |
| OWNER OCCUPIED . . . . .                           | 176             | 10          | ...                           | 145                     | ...          | 21                             | 43  | ...                       |
| 1 . . . . .  | ...             | ...         | ...                           | ...                     | ...          | ...                            | 22  | ...                       |
| 2 OR MORE . . . . .                                | 176             | 10          | ...                           | 145                     | ...          | 21                             | 21  | ...                       |
| RENTER OCCUPIED . . . . .                          | 1 857           | 27          | 7                             | 884                     | 296          | 643                            | 209   | ...                       |
| 1 . . . . .  | 164             | ...         | ...                           | ...                     | 164          | ...                            | 46  | ...                       |
| 2 . . . . .  | 148             | 19          | 7                             | 76                      | 13           | 33                             | 34  | ...                       |
| 3 AND 4 . . . . .                                  | 462             | ...         | ...                           | 378                     | 5            | 79                             | 83  | ...                       |
| 5 TO 19 . . . . .                                  | 651             | 8           | ...                           | 371                     | 37           | 235                            | 46  | ...                       |
| 20 OR MORE . . . . .                               | 432             | ...         | ...                           | 59                      | 77           | 296                            | ...   | ...                       |
| RENTER-OCCUPIED UNITS . . . . .                    | 1 943           | 25          | 9                             | 910                     | 315          | 684                            | 191   | ...                       |
| <b>YEAR STRUCTURE BUILT</b>                        |                 |             |                               |                         |              |                                |   |                           |
| 1955 TO MARCH 1960 . . . . .                       | 31              | ...         | ...                           | 4                       | 24           | 3                              | ...   | ...                       |
| 1950 TO 1954 . . . . .                             | 120             | ...         | ...                           | ...                     | 116          | 4                              | ...   | ...                       |
| 1940 TO 1949 . . . . .                             | 56              | ...         | ...                           | 20                      | 29           | 7                              | ...   | ...                       |
| 1939 OR EARLIER . . . . .                          | 1 736           | 25          | 9                             | 886                     | 146          | 670                            | 191   | ...                       |
| <b>CONDITION</b>                                   |                 |             |                               |                         |              |                                |   |                           |
| SOUND . . . . .                                    | 1 326           | 22          | 4                             | 518                     | 302          | 480                            | 83  | ...                       |
| DETERIORATING . . . . .                            | 517             | ...         | 5                             | 334                     | 13           | 165                            | 90  | ...                       |
| DILAPIDATED . . . . .                              | 100             | 3           | ...                           | 58                      | ...          | 39                             | 18  | ...                       |
| <b>INCOME IN 1959<sup>2</sup></b>                  |                 |             |                               |                         |              |                                |   |                           |
| LESS THAN \$2,000 . . . . .                        | 657             | 12          | 5                             | 334                     | 42           | 264                            | 62  | ...                       |
| \$2,000 TO \$3,999 . . . . .                       | 334             | 3           | 4                             | 135                     | 55           | 137                            | 40  | ...                       |
| \$4,000 TO \$5,999 . . . . .                       | 482             | ...         | ...                           | 235                     | 87           | 160                            | 51  | ...                       |
| \$6,000 TO \$7,999 . . . . .                       | 310             | 10          | ...                           | 169                     | 52           | 79                             | 27  | ...                       |
| \$8,000 TO \$9,999 . . . . .                       | 93              | ...         | ...                           | 16                      | 50           | 27                             | 11  | ...                       |
| \$10,000 OR MORE . . . . .                         | 67              | ...         | ...                           | 21                      | 29           | 17                             | ...   | ...                       |
| <b>GROSS RENT</b>                                  |                 |             |                               |                         |              |                                |   |                           |
| TOTAL . . . . .                                    | 1 943           | 25          | 9                             | 910                     | 315          | 684                            | 191   | ...                       |
| LESS THAN \$20 . . . . .                           | 4               | ...         | ...                           | 4                       | ...          | ...                            | ...   | ...                       |
| \$20 TO \$39 . . . . .                             | 526             | 5           | ...                           | 135                     | 26           | 360                            | 28  | ...                       |
| \$40 TO \$59 . . . . .                             | 558             | 11          | ...                           | 302                     | 62           | 183                            | 53  | ...                       |
| \$60 TO \$79 . . . . .                             | 489             | ...         | ...                           | 269                     | 156          | 64                             | 68  | ...                       |
| \$80 TO \$99 . . . . .                             | 174             | 5           | ...                           | 97                      | 37           | 35                             | 33  | ...                       |
| \$100 TO \$119 . . . . .                           | 53              | ...         | ...                           | 33                      | 12           | 8                              | 4   | ...                       |
| \$120 OR MORE . . . . .                            | 35              | ...         | ...                           | 13                      | 9            | 13                             | 5   | ...                       |
| NO CASH RENT . . . . .                             | 104             | 4           | 9                             | 57                      | 13           | 21                             | ...   | ...                       |
| <b>PERSONS</b>                                     |                 |             |                               |                         |              |                                |   |                           |
| 1 PERSON . . . . .                                 | 1 223           | 12          | 4                             | 373                     | 247          | 587                            | 44  | ...                       |
| 2 PERSONS . . . . .                                | 329             | 13          | ...                           | 203                     | 56           | 57                             | 54  | ...                       |
| 3 PERSONS . . . . .                                | 147             | ...         | ...                           | 123                     | 8            | 16                             | 52  | ...                       |
| 4 PERSONS OR MORE . . . . .                        | 244             | ...         | 5                             | 211                     | 4            | 24                             | 41  | ...                       |
| <b>HOUSEHOLD COMPOSITION</b>                       |                 |             |                               |                         |              |                                |   |                           |
| <b>TWO-OR-MORE-PERSON HOUSEHOLDS</b>               |                 |             |                               |                         |              |                                |   |                           |
| MALE HEAD, WIFE PRESENT, NO NONRELATIVES . . . . . | 434             | 13          | ...                           | 372                     | 14           | 35                             | 111   | ...                       |
| UNDER 45 YEARS . . . . .                           | 243             | 5           | ...                           | 215                     | ...          | 23                             | 70  | ...                       |
| 45 TO 64 YEARS . . . . .                           | 151             | 3           | ...                           | 125                     | 14           | 9                              | 29  | ...                       |
| 65 YEARS AND OVER . . . . .                        | 40              | 5           | ...                           | 32                      | ...          | 3                              | 12  | ...                       |
| OTHER MALE HEAD . . . . .                          | 140             | ...         | ...                           | 56                      | 50           | 34                             | 8   | ...                       |
| UNDER 65 YEARS . . . . .                           | 119             | ...         | ...                           | 40                      | 50           | 29                             | 8   | ...                       |
| 65 YEARS AND OVER . . . . .                        | 21              | ...         | ...                           | 16                      | ...          | 5                              | ...   | ...                       |
| FEMALE HEAD . . . . .                              | 146             | ...         | 5                             | 109                     | 4            | 28                             | 28  | ...                       |
| UNDER 65 YEARS . . . . .                           | 134             | ...         | 5                             | 97                      | 4            | 28                             | 16  | ...                       |
| 65 YEARS AND OVER . . . . .                        | 12              | ...         | ...                           | 12                      | ...          | ...                            | 12  | ...                       |
| <b>ONE-PERSON HOUSEHOLDS</b>                       |                 |             |                               |                         |              |                                |   |                           |
| UNDER 65 YEARS . . . . .                           | 1 223           | 12          | 4                             | 373                     | 247          | 587                            | 44  | ...                       |
| 65 YEARS AND OVER . . . . .                        | 906             | ...         | ...                           | 239                     | 226          | 441                            | 24  | ...                       |
|  | 317             | 12          | 4                             | 134                     | 21           | 146                            | 20  | ...                       |
| <b>YEAR MOVED INTO UNIT</b>                        |                 |             |                               |                         |              |                                |   |                           |
| 1959 TO MARCH 1960 . . . . .                       | 783             | 8           | ...                           | 291                     | 220          | 264                            | 35  | ...                       |
| 1958 . . . . .                                     | 231             | ...         | ...                           | 119                     | 4            | 108                            | 29  | ...                       |
| 1950 TO 1957 . . . . .                             | 632             | ...         | 9                             | 337                     | 74           | 212                            | 78  | ...                       |
| 1949 OR EARLIER . . . . .                          | 297             | 17          | ...                           | 163                     | 17           | 100                            | 49  | ...                       |
| <b>TYPE OF HOUSEHOLD</b>                           |                 |             |                               |                         |              |                                |   |                           |
| <b>HOUSEHOLDS WITHOUT NONRELATIVES</b>             |                 |             |                               |                         |              |                                |   |                           |
| MALE HEAD, WIFE PRESENT . . . . .                  | 1 830           | 25          | 9                             | 864                     | 273          | 659                            | 179   | ...                       |
| 2 PERSONS . . . . .                                | 434             | 13          | ...                           | 372                     | 14           | 35                             | 111   | ...                       |
| 3 PERSONS . . . . .                                | 162             | 13          | ...                           | 116                     | 10           | 23                             | 30  | ...                       |
| 4 PERSONS OR MORE . . . . .                        | 99              | ...         | ...                           | 99                      | ...          | ...                            | 44  | ...                       |
| OTHER HOUSEHOLD GROUPS . . . . .                   | 173             | ...         | ...                           | 157                     | 4            | 12                             | 37  | ...                       |
| HOUSEHOLDS WITH NONRELATIVES . . . . .             | 1 396           | 12          | 9                             | 492                     | 259          | 624                            | 68  | ...                       |
|  | 113             | ...         | ...                           | 46                      | 42           | 25                             | 12  | ...                       |
| <b>ROOMS AND PERSONS</b>                           |                 |             |                               |                         |              |                                |   |                           |
| 1 ROOM . . . . .                                   | 1 021           | ...         | ...                           | 148                     | 262          | 611                            | ...   | ...                       |
| 1 PERSON . . . . .                                 | 919             | ...         | ...                           | 140                     | 221          | 558                            | ...   | ...                       |
| 2 PERSONS OR MORE . . . . .                        | 102             | ...         | ...                           | 8                       | 41           | 53                             | ...   | ...                       |
| 2 ROOMS . . . . .                                  | 231             | ...         | 4                             | 157                     | 40           | 30                             | 30  | ...                       |
| 1 PERSON . . . . .                                 | 127             | ...         | 4                             | 85                      | 22           | 16                             | 21  | ...                       |
| 2 AND 3 PERSONS . . . . .                          | 93              | ...         | ...                           | 64                      | 18           | 11                             | 9   | ...                       |
| 4 PERSONS OR MORE . . . . .                        | 11              | ...         | ...                           | 8                       | ...          | 3                              | ...   | ...                       |
| 3 ROOMS . . . . .                                  | 364             | 25          | 5                             | 308                     | 4            | 22                             | 67  | ...                       |
| 4 ROOMS . . . . .                                  | 267             | ...         | ...                           | 263                     | ...          | 4                              | 78  | ...                       |
| 5 ROOMS OR MORE . . . . .                          | 60              | ...         | ...                           | 34                      | 9            | 17                             | 16  | ...                       |

<sup>1</sup> EXCLUDES UNITS SHARING BATH AND/OR TOILET; SEE TEXT.

<sup>2</sup> INCOME OF PRIMARY FAMILIES AND INDIVIDUALS.

Table C-9.—DURATION OF VACANCY, FOR AVAILABLE VACANT HOUSING UNITS, FOR THE CITY OF NIAGARA FALLS: 1960

[Based on sample; see text. Median not shown where base is less than 200; plus (+) or minus (-) after number indicates median above or below that number]

| SUBJECT  | TOTAL | LESS THAN 4 MONTHS | 4 UP TO 6 MONTHS | 6 MONTHS OR MORE | SUBJECT                                       | TOTAL | LESS THAN 1 MONTH | 1 UP TO 4 MONTHS | 4 MONTHS OR MORE |
|--|-------|--------------------|------------------|------------------|---|-------|-------------------|------------------|------------------|
| VACANT AVAILABLE FOR SALE . . . . .            | 127   | 80                 | 14               | 33               | VACANT AVAILABLE FOR RENT . . . . .           | 844   | 267               | 319              | 258              |
| ROOMS  |       |                    |                  |                  | ROOMS   |       |                   |                  |                  |
| 1 TO 3 ROOMS . . . . .                         | 7     | ...                | ...              | 7                | 1 ROOM . . . . .                              | 235   | 117               | 57               | 61               |
| 4 ROOMS . . . . .                              | 14    | 10                 | ...              | 4                | 2 ROOMS . . . . .                             | 56    | 14                | 23               | 19               |
| 5 ROOMS . . . . .                              | 39    | 24                 | 5                | 10               | 3 ROOMS . . . . .                             | 181   | 40                | 97               | 44               |
| 6 ROOMS . . . . .                              | 43    | 27                 | 9                | 7                | 4 ROOMS . . . . .                             | 237   | 70                | 81               | 86               |
| 7 ROOMS OR MORE . . . . .                      | 24    | 19                 | ...              | 5                | 5 ROOMS OR MORE . . . . .                     | 135   | 26                | 61               | 48               |
| BEDROOMS                                       |       |                    |                  |                  | BEDROOMS                                      |       |                   |                  |                  |
| 0 AND 1 . . . . .                              | 25    | 12                 | ...              | 13               | 0 AND 1 . . . . .                             | 563   | 228               | 224              | 111              |
| 2 . . . . .                                    | 28    | 28                 | ...              | ...              | 2 . . . . .                                   | 239   | 83                | 24               | 132              |
| 3 OR MORE . . . . .                            | 12    | 12                 | ...              | ...              | 3 OR MORE . . . . .                           | 42    | 10                | 12               | 20               |
| UNITS IN STRUCTURE                             |       |                    |                  |                  | UNITS IN STRUCTURE                            |       |                   |                  |                  |
| 1 . . . . .                                    | 116   | 70                 | 16               | 30               | 1 . . . . .                                   | 143   | 26                | 81               | 36               |
| 2 . . . . .                                    | 11    | 11                 | ...              | ...              | 2 TO 9 . . . . .                              | 494   | 100               | 194              | 200              |
| 3 OR MORE . . . . .                            | ...   | ...                | ...              | ...              | 10 TO 19 . . . . .                            | 75    | 42                | 9                | 24               |
| YEAR STRUCTURE BUILT                           |       |                    |                  |                  | 20 OR MORE . . . . .                          | 146   | 83                | 49               | 14               |
| 1959 TO MARCH 1960 . . . . .                   | 20    | 9                  | 11               | ...              | YEAR STRUCTURE BUILT                          |       |                   |                  |                  |
| 1950 TO 1958 . . . . .                         | 28    | 15                 | 3                | 10               | 1959 TO MARCH 1960 . . . . .                  | 38    | ...               | 29               | 9                |
| 1949 OR EARLIER . . . . .                      | 79    | 56                 | ...              | 23               | 1950 TO 1958 . . . . .                        | 32    | 16                | 7                | 9                |
| PLUMBING                                       |       |                    |                  |                  | 1949 OR EARLIER . . . . .                     | 774   | 251               | 283              | 240              |
| WITH ALL PLUMBING FACILITIES . . . . .         | 127   | 80                 | 14               | 33               | PLUMBING                                      |       |                   |                  |                  |
| LACKING SOME OR ALL FACILITIES . . . . .       | ...   | ...                | ...              | ...              | WITH ALL PLUMBING FACILITIES . . . . .        | 599   | 185               | 239              | 175              |
| HEATING EQUIPMENT                              |       |                    |                  |                  | LACKING SOME OR ALL FACILITIES . . . . .      | 245   | 82                | 80               | 83               |
| STEAM; HOT WATER; WARM AIR FURNACE . . . . .   | 122   | 80                 | 9                | 33               | RENT ASKED                                    |       |                   |                  |                  |
| OTHER . . . . .                                | 5     | ...                | 5                | ...              | TOTAL . . . . .                               | 844   | 267               | 319              | 258              |
| NONE . . . . .                                 | ...   | ...                | ...              | ...              | LESS THAN \$40 . . . . .                      | 118   | 48                | 34               | 36               |
| SALE PRICE ASKED                               |       |                    |                  |                  | \$40 TO \$59 . . . . .                        | 257   | 99                | 96               | 62               |
| TOTAL . . . . .                                | 127   | 80                 | 14               | 33               | \$60 TO \$79 . . . . .                        | 229   | 61                | 86               | 82               |
| LESS THAN \$5,000 . . . . .                    | ...   | ...                | ...              | ...              | \$80 TO \$99 . . . . .                        | 141   | 38                | 49               | 54               |
| \$5,000 TO \$9,900 . . . . .                   | 26    | 15                 | ...              | 11               | \$100 OR MORE . . . . .                       | 99    | 21                | 54               | 24               |
| \$10,000 TO \$14,900 . . . . .                 | 23    | 18                 | ...              | 5                | MEDIAN RENT ASKED . . . . . DOLLARS . . . . . | 64    | 57                | 67               | 68               |
| \$15,000 TO \$19,900 . . . . .                 | 25    | 12                 | 6                | 7                |   |       |                   |                  |                  |
| \$20,000 TO \$24,900 . . . . .                 | 25    | 14                 | 8                | 3                |   |       |                   |                  |                  |
| \$25,000 OR MORE . . . . .                     | 28    | 21                 | ...              | 7                |   |       |                   |                  |                  |
| MEDIAN PRICE ASKED . . . . . DOLLARS . . . . . | ...   | ...                | ...              | ...              |   |       |                   |                  |                  |

Table C-10.—RENT ASKED FOR VACANT HOUSING UNITS AVAILABLE FOR RENT, FOR THE CITY OF NIAGARA FALLS: 1960

[Based on sample; see text]

| SUBJECT                                  | TOTAL | LESS THAN \$40 | \$40 TO \$59 | \$60 TO \$79 | \$80 TO \$99 | \$100 OR MORE |
|--|-------|----------------|--------------|--------------|--------------|---------------|
| VACANT AVAILABLE FOR RENT . . . . .      | 844   | 118            | 257          | 229          | 141          | 99            |
| BEDROOMS                                 |       |                |              |              |              |               |
| 0 AND 1 . . . . .                        | 563   | 73             | 211          | 87           | 158          | 34            |
| 2 . . . . .                              | 239   | ...            | 67           | 113          | 27           | 32            |
| 3 OR MORE . . . . .                      | 42    | 12             | 20           | ...          | 10           | ...           |
| UNITS IN STRUCTURE                       |       |                |              |              |              |               |
| 1 . . . . .                              | 143   | ...            | 62           | 43           | 27           | 11            |
| 2 TO 4 . . . . .                         | 312   | 15             | 90           | 117          | 72           | 18            |
| 5 OR MORE . . . . .                      | 403   | 105            | 85           | 87           | 51           | 75            |
| YEAR STRUCTURE BUILT                     |       |                |              |              |              |               |
| 1959 TO MARCH 1960 . . . . .             | 38    | ...            | ...          | ...          | 6            | 32            |
| 1950 TO 1958 . . . . .                   | 32    | ...            | ...          | 2            | 22           | 8             |
| 1949 OR EARLIER . . . . .                | 774   | 118            | 257          | 227          | 113          | 59            |
| PLUMBING                                 |       |                |              |              |              |               |
| WITH ALL PLUMBING FACILITIES . . . . .   | 599   | 8              | 173          | 190          | 138          | 90            |
| LACKING SOME OR ALL FACILITIES . . . . . | 245   | 110            | 84           | 39           | 3            | 9             |
| INCLUSION OF UTILITIES IN RENT           |       |                |              |              |              |               |
| ALL UTILITIES INCLUDED . . . . .         | 364   | 96             | 68           | 68           | 59           | 73            |
| SOME OR NO UTILITIES INCLUDED . . . . .  | 480   | 22             | 189          | 161          | 82           | 26            |

# CANTON

OHIO

## STANDARD METROPOLITAN STATISTICAL AREA

Statistics for a standard metropolitan statistical area of 100,000 inhabitants or more, and for each place of 100,000 inhabitants or more within the area, are presented in a series of standard tables. The tables are arranged by area and the subjects are the same in the tables having the same basic number. The prefix letter "A" has been assigned to the tables for the total SMSA; tables for places, which follow in alphabetical order, have the prefix letter "B," "C," etc. Tables 1 to 10 are presented in each report. Tables 11 to 14, which are for units with nonwhite household heads, are given if the SMSA or place has 25,000 or more such units.

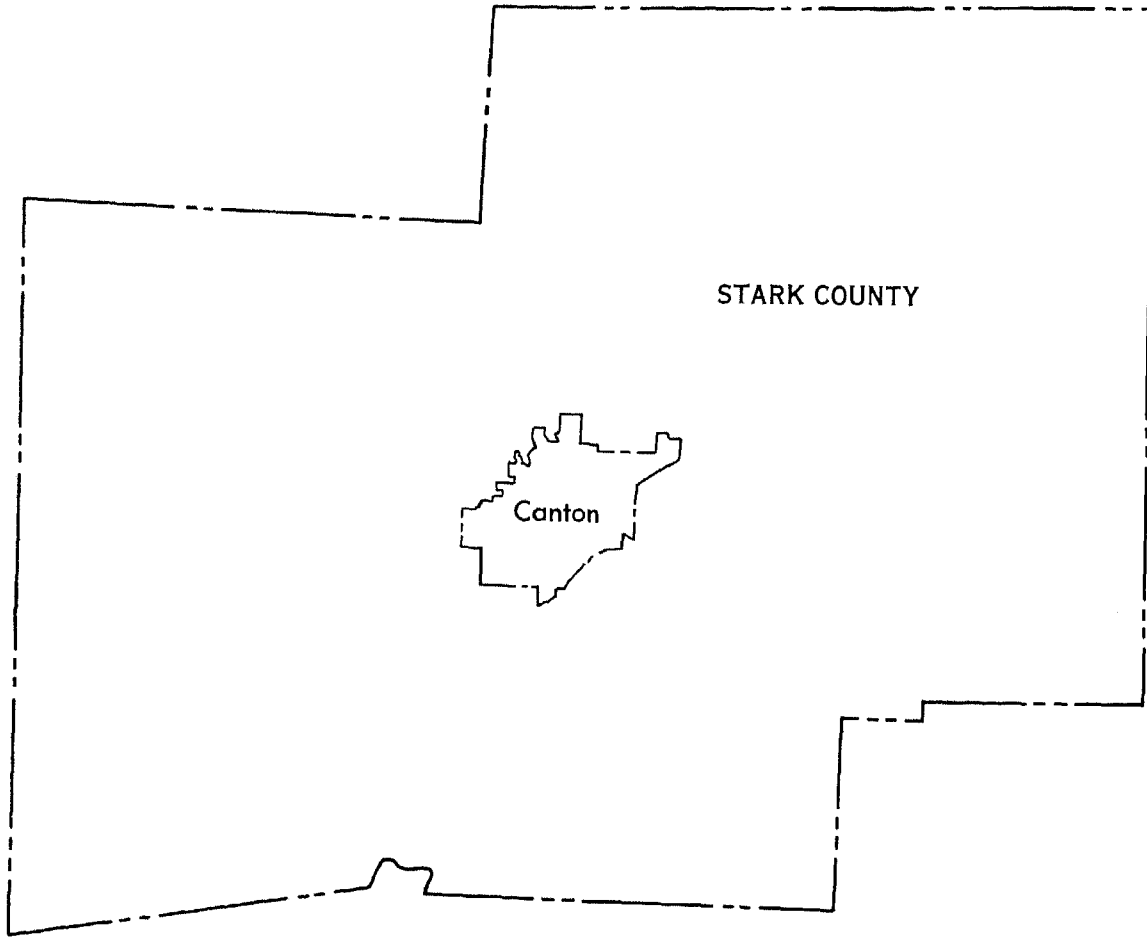
### LIST OF TABLES

[Page numbers listed here omit the chapter number which appears as part of the page number for each page. The chapter number for this area is 36]

| Table title   | Standard metropolitan statistical area<br>(Prefix A) | Canton city<br>(Prefix B) |
|---|--|---------------------------|
|   | <i>Page</i>  | <i>Page</i>               |
| Table 1.—Value of owner-occupied housing units .....  | 3  | 12                        |
| Table 2.—Gross rent of renter-occupied housing units .....  | 4  | 13                        |
| Table 3.—Income in 1959 of primary families and individuals in owner- and renter-occupied housing units ..... | 5  | 14                        |
| Table 4.—Condition and plumbing facilities for owner- and renter-occupied housing units .....                 | 6  | 15                        |
| Table 5.—Rooms in owner- and renter-occupied housing units .....  | 7  | 16                        |
| Table 6.—Units in structure for owner- and renter-occupied housing units ...                                  | 8  | 17                        |
| Table 7.—Household composition for owner- and renter-occupied housing units                                   | 9  | 18                        |
| Table 8.—Occupied housing units sharing or lacking specified facilities .....                                 | 10   | 19                        |
| Table 9.—Duration of vacancy for available vacant housing units .....   | 11   | 20                        |
| Table 10.—Rent asked for vacant housing units available for rent .....  | 11   | 20                        |

# Canton, Ohio

## STANDARD METROPOLITAN STATISTICAL AREA



0 5 10 MILES



--- COUNTY LINE  
--- CITY LIMITS

U.S. DEPARTMENT OF COMMERCE  
Bureau of the Census

Table A-1.—VALUE OF OWNER-OCCUPIED HOUSING UNITS, FOR THE SMSA: 1960

[Based on sample; median not shown where base is insufficient; see text. Plus (+) or minus (-) after number indicates median above or below that number]

| SUBJECT  | TOTAL  | VALUE             |                    |                    |                      |                      |                      |                      |                      |                  |                  |
|--|--------|-------------------|--------------------|--------------------|----------------------|----------------------|----------------------|----------------------|----------------------|------------------|------------------|
|  |        | LESS THAN \$5,000 | \$5,000 TO \$7,400 | \$7,500 TO \$9,900 | \$10,000 TO \$12,400 | \$12,500 TO \$14,900 | \$15,000 TO \$17,400 | \$17,500 TO \$19,900 | \$20,000 TO \$24,900 | \$25,000 OR MORE | MEDIAN (DOLLARS) |
| OWNER-OCCUPIED UNITS . . . . .                     | 64 894 | 3 388             | 8 366              | 11 259             | 11 298               | 9 958                | 7 425                | 4 843                | 4 498                | 3 859            | 12 100           |
| ROOMS  |        |                   |                    |                    |                      |                      |                      |                      |                      |                  |                  |
| 1 AND 2 ROOMS . . . . .                            | 202    | 124               | 27                 | 20                 | 19                   | ..                   | ..                   | 12                   | ..                   | ..               | 5 000-           |
| 3 ROOMS . . . . .                                  | 1 039  | 369               | 296                | 161                | 88                   | 52                   | 29                   | 16                   | ..                   | ..               | 6 300            |
| 4 ROOMS . . . . .                                  | 8 480  | 768               | 1 184              | 1 240              | 1 901                | 1 844                | 975                  | 325                  | 168                  | 75               | 11 400           |
| 5 ROOMS . . . . .                                  | 19 972 | 986               | 2 615              | 2 928              | 2 764                | 3 568                | 3 237                | 2 018                | 1 416                | 440              | 13 000           |
| 6 ROOMS . . . . .                                  | 21 711 | 728               | 2 747              | 4 585              | 4 288                | 2 986                | 2 036                | 1 497                | 1 615                | 1 229            | 11 600           |
| 7 ROOMS . . . . .                                  | 8 396  | 250               | 985                | 1 554              | 1 388                | 1 031                | 773                  | 638                  | 829                  | 948              | 12 600           |
| 8 ROOMS OR MORE . . . . .                          | 5 094  | 163               | 512                | 771                | 850                  | 477                  | 375                  | 353                  | 442                  | 1 151            | 13 800           |
| MEDIAN . . . . .                                   | 5.6    | 4.9               | 5.5                | 5.8                | 5.7                  | 5.4                  | 5.3                  | 5.5                  | 5.9                  | 6.7              | ..               |
| BEDROOMS   |        |                   |                    |                    |                      |                      |                      |                      |                      |                  |                  |
| 0 TO 2 . . . . .                                   | 22 803 | 1 889             | 3 616              | 4 452              | 4 032                | 3 821                | 2 327                | 1 127                | 926                  | 613              | 10 900           |
| 3 . . . . .  | 34 132 | 916               | 3 945              | 5 825              | 5 602                | 5 702                | 3 832                | 3 278                | 2 883                | 2 149            | 12 800           |
| 4 OR MORE . . . . .                                | 7 992  | 306               | 609                | 1 218              | 1 155                | 1 152                | 1 089                | 707                  | 545                  | 1 211            | 14 000           |
| BATHROOMS  |        |                   |                    |                    |                      |                      |                      |                      |                      |                  |                  |
| 1 . . . . .  | 48 414 | 2 180             | 7 237              | 9 835              | 9 762                | 8 175                | 5 759                | 2 865                | 1 998                | 603              | 11 300           |
| MORE THAN 1 . . . . .                              | 14 121 | 71                | 482                | 1 194              | 1 528                | 1 556                | 1 694                | 1 898                | 2 499                | 3 199            | 18 200           |
| SHARED OR NONE . . . . .                           | 2 421  | 1 191             | 730                | 220                | 114                  | 66                   | 35                   | 26                   | 19                   | 20               | 5 100            |
| YEAR STRUCTURE BUILT                               |        |                   |                    |                    |                      |                      |                      |                      |                      |                  |                  |
| 1959 TO MARCH 1960 . . . . .                       | 2 200  | 41                | 36                 | 49                 | 87                   | 345                  | 405                  | 385                  | 473                  | 379              | 18 400           |
| 1955 TO 1958 . . . . .                             | 8 296  | 271               | 234                | 225                | 624                  | 1 153                | 1 681                | 1 243                | 1 515                | 1 350            | 17 400           |
| 1950 TO 1954 . . . . .                             | 10 117 | 315               | 378                | 590                | 1 465                | 2 220                | 1 905                | 1 304                | 1 046                | 894              | 15 100           |
| 1940 TO 1949 . . . . .                             | 10 595 | 401               | 785                | 1 068              | 2 060                | 2 475                | 1 711                | 957                  | 621                  | 517              | 13 500           |
| 1939 OR EARLIER . . . . .                          | 33 686 | 2 360             | 6 933              | 9 327              | 7 062                | 3 765                | 1 723                | 954                  | 843                  | 719              | 9 500            |
| CONDITION AND PLUMBING                             |        |                   |                    |                    |                      |                      |                      |                      |                      |                  |                  |
| SOUND . . . . .                                    | 58 342 | 1 492             | 5 969              | 9 931              | 10 736               | 9 743                | 7 349                | 4 815                | 4 467                | 3 840            | 12 800           |
| WITH ALL PLUMBING FACILITIES . . . . .             | 57 359 | 1 159             | 5 627              | 9 819              | 10 677               | 9 687                | 7 317                | 4 798                | 4 455                | 3 820            | 12 900           |
| LACKING SOME OR ALL FACILITIES . . . . .           | 983    | 333               | 342                | 112                | 59                   | 56                   | 32                   | 17                   | 12                   | 20               | 6 200            |
| DETERIORATING . . . . .                            | 5 144  | 1 105             | 2 009              | 1 155              | 526                  | 207                  | 76                   | 28                   | 19                   | 19               | 6 800            |
| WITH ALL PLUMBING FACILITIES . . . . .             | 4 329  | 718               | 1 716              | 1 084              | 486                  | 199                  | 68                   | 24                   | 15                   | 19               | 7 100            |
| LACKING SOME OR ALL FACILITIES . . . . .           | 815    | 387               | 293                | 71                 | 40                   | 8                    | 8                    | 4                    | 4                    | ..               | 5 200            |
| DILAPIDATED . . . . .                              | 1 408  | 791               | 388                | 173                | 36                   | 8                    | ..                   | ..                   | 12                   | ..               | 5 000-           |
| AIR CONDITIONING                                   |        |                   |                    |                    |                      |                      |                      |                      |                      |                  |                  |
| ROOM UNIT(S) . . . . .                             | 2 892  | 73                | 244                | 361                | 505                  | 371                  | 407                  | 305                  | 241                  | 385              | 14 300           |
| CENTRAL SYSTEM . . . . .                           | 523    | ..                | ..                 | ..                 | 39                   | 99                   | 114                  | 55                   | 40                   | 176              | ..               |
| NONE . . . . .                                     | 61 512 | 3 038             | 7 926              | 11 134             | 10 245               | 10 205               | 6 727                | 4 752                | 4 073                | 3 412            | 12 100           |
| PERSONS  |        |                   |                    |                    |                      |                      |                      |                      |                      |                  |                  |
| 1 PERSON . . . . .                                 | 4 572  | 522               | 881                | 1 059              | 737                  | 592                  | 361                  | 176                  | 152                  | 92               | 9 600            |
| 2 PERSONS . . . . .                                | 18 275 | 985               | 2 438              | 3 297              | 3 425                | 2 670                | 1 839                | 1 236                | 1 100                | 1 100            | 11 800           |
| 3 PERSONS . . . . .                                | 12 782 | 429               | 1 494              | 2 215              | 2 324                | 2 090                | 1 627                | 884                  | 971                  | 748              | 12 400           |
| 4 PERSONS . . . . .                                | 12 876 | 485               | 1 355              | 2 056              | 2 025                | 2 225                | 1 625                | 1 045                | 835                  | 13 100           |                  |
| 5 PERSONS . . . . .                                | 8 571  | 369               | 1 000              | 1 259              | 1 519                | 1 368                | 1 180                | 722                  | 598                  | 556              | 12 800           |
| 6 PERSONS OR MORE . . . . .                        | 7 818  | 598               | 1 198              | 1 373              | 1 268                | 1 013                | 793                  | 551                  | 496                  | 528              | 11 500           |
| MEDIAN . . . . .                                   | 3.3    | 2.9               | 3.1                | 3.1                | 3.1                  | 3.3                  | 3.4                  | 3.6                  | 3.4                  | 3.5              | ..               |
| PERSONS PER ROOM                                   |        |                   |                    |                    |                      |                      |                      |                      |                      |                  |                  |
| 0.50 OR LESS . . . . .                             | 29 892 | 1 478             | 4 061              | 5 683              | 5 468                | 4 181                | 2 924                | 1 925                | 2 059                | 2 113            | 11 700           |
| 0.51 TO 1.00 . . . . .                             | 30 198 | 1 276             | 3 363              | 4 821              | 5 048                | 5 093                | 4 022                | 2 633                | 2 262                | 1 680            | 12 800           |
| 1.01 OR MORE . . . . .                             | 4 804  | 634               | 942                | 755                | 782                  | 684                  | 479                  | 285                  | 177                  | 66               | 10 200           |
| HOUSEHOLD COMPOSITION                              |        |                   |                    |                    |                      |                      |                      |                      |                      |                  |                  |
| TWO-OR-MORE-PERSON HOUSEHOLDS . . . . .            | 60 322 | 2 866             | 7 485              | 10 200             | 10 561               | 9 366                | 7 064                | 4 667                | 4 346                | 3 767            | 12 300           |
| MALE HEAD, WIFE PRESENT, NO NONRELATIVES . . . . . | 53 565 | 2 295             | 6 144              | 8 659              | 9 352                | 8 641                | 6 538                | 4 389                | 4 063                | 3 484            | 12 600           |
| UNDER 45 YEARS . . . . .                           | 26 648 | 937               | 2 474              | 3 699              | 4 442                | 4 944                | 3 932                | 2 469                | 2 194                | 1 557            | 13 400           |
| 45 TO 64 YEARS . . . . .                           | 20 403 | 936               | 2 602              | 3 529              | 3 682                | 2 846                | 2 138                | 1 545                | 1 526                | 1 599            | 12 100           |
| 65 YEARS AND OVER . . . . .                        | 6 514  | 422               | 1 068              | 1 431              | 1 228                | 851                  | 468                  | 375                  | 343                  | 328              | 10 700           |
| OTHER MALE HEAD . . . . .                          | 2 498  | 224               | 468                | 590                | 481                  | 229                  | 172                  | 107                  | 111                  | 116              | 9 900            |
| UNDER 45 YEARS . . . . .                           | 1 614  | 148               | 305                | 331                | 278                  | 186                  | 103                  | 79                   | 87                   | 97               | 10 200           |
| 45 TO 64 YEARS . . . . .                           | 884    | 76                | 163                | 259                | 203                  | 43                   | 69                   | 28                   | 24                   | 19               | 9 500            |
| 65 YEARS AND OVER . . . . .                        | 4 259  | 347               | 873                | 951                | 728                  | 496                  | 354                  | 171                  | 172                  | 167              | 9 900            |
| FEMALE HEAD . . . . .                              | 2 694  | 261               | 527                | 587                | 455                  | 336                  | 214                  | 112                  | 95                   | 107              | 9 900            |
| UNDER 45 YEARS . . . . .                           | 1 565  | 86                | 346                | 364                | 273                  | 160                  | 140                  | 59                   | 77                   | 60               | 9 900            |
| 65 YEARS AND OVER . . . . .                        | 4 572  | 522               | 881                | 1 059              | 737                  | 592                  | 361                  | 176                  | 152                  | 92               | 9 600            |
| ONE-PERSON HOUSEHOLDS . . . . .                    | 2 085  | 177               | 358                | 474                | 390                  | 308                  | 177                  | 67                   | 74                   | 60               | 10 200           |
| UNDER 65 YEARS . . . . .                           | 2 487  | 345               | 523                | 585                | 347                  | 284                  | 184                  | 109                  | 78                   | 32               | 9 100            |
| 65 YEARS AND OVER . . . . .                        | 6 629  | 336               | 554                | 778                | 832                  | 1 025                | 978                  | 759                  | 796                  | 571              | 14 500           |
| 1958 . . . . .                                     | 4 184  | 158               | 376                | 511                | 575                  | 632                  | 578                  | 456                  | 501                  | 397              | 14 400           |
| 1950 TO 1957 . . . . .                             | 28 049 | 1 230             | 2 533              | 3 724              | 4 576                | 4 948                | 3 891                | 2 604                | 2 398                | 2 145            | 13 500           |
| 1940 TO 1949 . . . . .                             | 14 707 | 841               | 2 544              | 3 169              | 2 992                | 2 055                | 1 373                | 684                  | 537                  | 512              | 10 700           |
| 1939 OR EARLIER . . . . .                          | 11 325 | 823               | 2 359              | 3 077              | 2 323                | 1 298                | 605                  | 340                  | 266                  | 234              | 9 500            |







Table A-4.—CONDITION AND PLUMBING FACILITIES FOR OWNER- AND RENTER-OCCUPIED HOUSING UNITS, FOR THE SMSA: 1960

[Based on sample; see text. Median not shown where base is less than 200; plus (+) or minus (-) after number indicates median above or below that number]

| SUBJECT                            | CONDITION AND PLUMBING FACILITIES |        |                              |                                |               |                              |                                |             |
|------------------------------------|-----------------------------------|--------|------------------------------|--------------------------------|---------------|------------------------------|--------------------------------|-------------|
|                                    | TOTAL                             | SOUND  |                              |                                | DETERIORATING |                              |                                | DILAPIDATED |
|                                    |                                   | TOTAL  | WITH ALL PLUMBING FACILITIES | LACKING SOME OR ALL FACILITIES | TOTAL         | WITH ALL PLUMBING FACILITIES | LACKING SOME OR ALL FACILITIES |             |
| OWNER-OCCUPIED UNITS . . . . .     | 73 694                            | 65 404 | 63 857                       | 1 547                          | 6 483         | 5 347                        | 1 136                          | 1 807       |
| YEAR STRUCTURE BUILT               |                                   |        |                              |                                |               |                              |                                |             |
| 1959 TO MARCH 1960 . . . . .       | 2 449                             | 2 368  | 2 344                        | 24                             | 44            | 33                           | 11                             | 37          |
| 1955 TO 1958 . . . . .             | 9 295                             | 8 879  | 8 751                        | 128                            | 184           | 104                          | 80                             | 232         |
| 1950 TO 1954 . . . . .             | 10 829                            | 10 305 | 10 109                       | 196                            | 346           | 254                          | 92                             | 178         |
| 1940 TO 1949 . . . . .             | 11 276                            | 10 280 | 10 055                       | 225                            | 730           | 538                          | 192                            | 266         |
| 1939 OR EARLIER . . . . .          | 39 845                            | 33 572 | 32 598                       | 974                            | 5 179         | 4 418                        | 761                            | 1 094       |
| INCOME IN 1959 <sup>1</sup>        |                                   |        |                              |                                |               |                              |                                |             |
| LESS THAN \$2,000 . . . . .        | 8 194                             | 6 408  | 6 026                        | 382                            | 1 369         | 1 025                        | 344                            | 417         |
| \$2,000 TO \$2,999 . . . . .       | 3 900                             | 3 199  | 3 061                        | 138                            | 497           | 419                          | 78                             | 204         |
| \$3,000 TO \$3,999 . . . . .       | 4 704                             | 3 844  | 3 692                        | 152                            | 664           | 521                          | 143                            | 196         |
| \$4,000 TO \$4,999 . . . . .       | 7 433                             | 6 171  | 5 973                        | 198                            | 971           | 793                          | 178                            | 291         |
| \$5,000 TO \$5,999 . . . . .       | 10 195                            | 9 081  | 8 889                        | 192                            | 822           | 685                          | 137                            | 292         |
| \$6,000 TO \$6,999 . . . . .       | 9 609                             | 8 777  | 8 584                        | 193                            | 679           | 595                          | 84                             | 153         |
| \$7,000 TO \$7,999 . . . . .       | 7 723                             | 7 164  | 7 058                        | 106                            | 478           | 434                          | 44                             | 81          |
| \$8,000 TO \$8,999 . . . . .       | 10 220                            | 9 566  | 9 465                        | 101                            | 556           | 484                          | 72                             | 98          |
| \$10,000 TO \$14,999 . . . . .     | 8 539                             | 8 126  | 8 053                        | 73                             | 322           | 358                          | 36                             | 55          |
| \$15,000 OR MORE . . . . .         | 3 177                             | 3 068  | 3 056                        | 12                             | 89            | 69                           | 20                             | 20          |
| MEDIAN . . . . . DOLLARS           | 6 300                             | 6 500  | 6 500                        | 4 500                          | 4 700         | 4 900                        | 4 000                          | 4 300       |
| VALUE-INCOME RATIO                 |                                   |        |                              |                                |               |                              |                                |             |
| TOTAL . . . . .                    | 64 894                            | 58 342 | 57 359                       | 983                            | 5 144         | 4 329                        | 815                            | 1 408       |
| LESS THAN 1.5 . . . . .            | 21 112                            | 17 638 | 17 162                       | 476                            | 2 622         | 2 151                        | 471                            | 852         |
| 1.5 TO 1.9 . . . . .               | 12 659                            | 11 765 | 11 640                       | 125                            | 742           | 679                          | 63                             | 152         |
| 2.0 TO 2.4 . . . . .               | 9 507                             | 9 067  | 8 963                        | 104                            | 349           | 314                          | 35                             | 91          |
| 2.5 TO 2.9 . . . . .               | 6 106                             | 5 834  | 5 786                        | 48                             | 208           | 180                          | 28                             | 64          |
| 3.0 TO 3.9 . . . . .               | 5 846                             | 5 500  | 5 445                        | 55                             | 291           | 246                          | 45                             | 55          |
| 4.0 OR MORE . . . . .              | 8 867                             | 7 879  | 7 740                        | 139                            | 818           | 674                          | 144                            | 170         |
| NOT COMPUTED . . . . .             | 797                               | 659    | 623                          | 36                             | 114           | 85                           | 29                             | 24          |
| PERSONS                            |                                   |        |                              |                                |               |                              |                                |             |
| 1 PERSON . . . . .                 | 5 904                             | 4 856  | 4 604                        | 252                            | 775           | 580                          | 195                            | 273         |
| 2 PERSONS . . . . .                | 21 196                            | 19 183 | 18 722                       | 461                            | 1 669         | 1 348                        | 321                            | 344         |
| 3 PERSONS . . . . .                | 14 325                            | 13 054 | 12 774                       | 280                            | 1 024         | 854                          | 170                            | 247         |
| 4 PERSONS . . . . .                | 14 069                            | 12 937 | 12 720                       | 217                            | 862           | 738                          | 124                            | 270         |
| 5 PERSONS . . . . .                | 9 419                             | 8 356  | 8 253                        | 103                            | 529           | 429                          | 109                            | 234         |
| 6 PERSONS OR MORE . . . . .        | 8 781                             | 7 018  | 6 784                        | 234                            | 1 324         | 1 107                        | 217                            | 439         |
| MEDIAN . . . . .                   | 3.2                               | 3.2    | 3.2                          | 2.7                            | 3.3           | 3.4                          | 2.8                            | 3.6         |
| PERSONS PER ROOM                   |                                   |        |                              |                                |               |                              |                                |             |
| 0.50 OR LESS . . . . .             | 34 516                            | 30 964 | 30 218                       | 746                            | 2 927         | 2 400                        | 527                            | 625         |
| 0.51 TO 1.00 . . . . .             | 33 615                            | 30 351 | 29 766                       | 585                            | 2 526         | 2 161                        | 365                            | 738         |
| 1.01 OR MORE . . . . .             | 5 563                             | 4 089  | 3 873                        | 216                            | 1 030         | 786                          | 244                            | 444         |
| RENTER-OCCUPIED UNITS . . . . .    | 25 612                            | 17 362 | 15 934                       | 1 428                          | 6 279         | 4 812                        | 1 467                          | 1 971       |
| YEAR STRUCTURE BUILT               |                                   |        |                              |                                |               |                              |                                |             |
| 1959 TO MARCH 1960 . . . . .       | 217                               | 192    | 184                          | 8                              | 21            | 17                           | 4                              | 4           |
| 1955 TO 1958 . . . . .             | 846                               | 743    | 731                          | 12                             | 58            | 38                           | 20                             | 45          |
| 1950 TO 1954 . . . . .             | 1 225                             | 1 005  | 983                          | 22                             | 121           | 94                           | 27                             | 99          |
| 1940 TO 1949 . . . . .             | 2 274                             | 1 333  | 1 256                        | 77                             | 782           | 686                          | 96                             | 159         |
| 1939 OR EARLIER . . . . .          | 21 050                            | 14 089 | 12 780                       | 1 309                          | 5 297         | 3 977                        | 1 320                          | 1 664       |
| INCOME IN 1959 <sup>1</sup>        |                                   |        |                              |                                |               |                              |                                |             |
| LESS THAN \$2,000 . . . . .        | 4 960                             | 2 717  | 2 262                        | 455                            | 1 631         | 994                          | 637                            | 612         |
| \$2,000 TO \$2,999 . . . . .       | 2 616                             | 1 630  | 1 467                        | 163                            | 733           | 552                          | 181                            | 253         |
| \$3,000 TO \$3,999 . . . . .       | 3 201                             | 2 031  | 1 823                        | 208                            | 847           | 632                          | 215                            | 323         |
| \$4,000 TO \$4,999 . . . . .       | 3 973                             | 2 594  | 2 402                        | 192                            | 1 062         | 904                          | 158                            | 317         |
| \$5,000 TO \$5,999 . . . . .       | 3 698                             | 2 608  | 2 442                        | 166                            | 882           | 753                          | 129                            | 208         |
| \$6,000 TO \$6,999 . . . . .       | 2 462                             | 1 888  | 1 769                        | 119                            | 499           | 397                          | 62                             | 115         |
| \$7,000 TO \$7,999 . . . . .       | 1 598                             | 1 334  | 1 277                        | 57                             | 239           | 196                          | 43                             | 25          |
| \$8,000 TO \$8,999 . . . . .       | 1 698                             | 1 336  | 1 307                        | 29                             | 285           | 247                          | 38                             | 77          |
| \$10,000 TO \$14,999 . . . . .     | 1 131                             | 972    | 949                          | 23                             | 122           | 122                          | ..                             | 37          |
| \$15,000 OR MORE . . . . .         | 275                               | 252    | 236                          | 16                             | 19            | 15                           | 4                              | 4           |
| MEDIAN . . . . . DOLLARS           | 4 500                             | 4 900  | 5 000                        | 3 500                          | 3 900         | 4 300                        | 2 500                          | 3 400       |
| GROSS RENT AS PERCENTAGE OF INCOME |                                   |        |                              |                                |               |                              |                                |             |
| TOTAL . . . . .                    | 25 388                            | 17 244 | 15 844                       | 1 400                          | 6 188         | 4 754                        | 1 434                          | 1 956       |
| LESS THAN 10 PERCENT . . . . .     | 2 544                             | 1 704  | 1 504                        | 200                            | 627           | 400                          | 227                            | 213         |
| 10 TO 14 PERCENT . . . . .         | 5 080                             | 3 657  | 3 371                        | 286                            | 1 084         | 856                          | 228                            | 339         |
| 15 TO 19 PERCENT . . . . .         | 5 193                             | 3 669  | 3 450                        | 219                            | 1 270         | 1 122                        | 148                            | 254         |
| 20 TO 24 PERCENT . . . . .         | 3 261                             | 2 294  | 2 186                        | 108                            | 774           | 633                          | 141                            | 193         |
| 25 TO 34 PERCENT . . . . .         | 2 943                             | 2 007  | 1 833                        | 174                            | 721           | 572                          | 149                            | 215         |
| 35 PERCENT OR MORE . . . . .       | 4 324                             | 2 628  | 2 374                        | 254                            | 1 221         | 861                          | 360                            | 475         |
| NOT COMPUTED . . . . .             | 2 043                             | 1 285  | 1 126                        | 159                            | 491           | 310                          | 181                            | 267         |
| PERSONS                            |                                   |        |                              |                                |               |                              |                                |             |
| 1 PERSON . . . . .                 | 4 862                             | 3 324  | 2 684                        | 640                            | 1 229         | 620                          | 609                            | 309         |
| 2 PERSONS . . . . .                | 6 581                             | 5 098  | 4 742                        | 356                            | 1 133         | 868                          | 265                            | 350         |
| 3 PERSONS . . . . .                | 5 075                             | 3 629  | 3 426                        | 203                            | 1 075         | 893                          | 182                            | 271         |
| 4 PERSONS . . . . .                | 4 066                             | 2 745  | 2 628                        | 117                            | 1 097         | 927                          | 170                            | 224         |
| 5 PERSONS . . . . .                | 2 397                             | 1 414  | 1 345                        | 69                             | 753           | 652                          | 101                            | 230         |
| 6 PERSONS OR MORE . . . . .        | 2 631                             | 1 152  | 1 109                        | 43                             | 992           | 852                          | 140                            | 487         |
| MEDIAN . . . . .                   | 2.8                               | 2.6    | 2.7                          | 1.7                            | 3.2           | 3.5                          | 2.0                            | 3.4         |
| PERSONS PER ROOM                   |                                   |        |                              |                                |               |                              |                                |             |
| 0.50 OR LESS . . . . .             | 9 148                             | 7 014  | 6 533                        | 481                            | 1 685         | 1 296                        | 389                            | 449         |
| 0.51 TO 1.00 . . . . .             | 13 058                            | 8 964  | 8 169                        | 795                            | 3 220         | 2 440                        | 780                            | 874         |
| 1.01 OR MORE . . . . .             | 3 406                             | 1 384  | 1 232                        | 152                            | 1 374         | 1 076                        | 298                            | 648         |

<sup>1</sup> INCOME OF PRIMARY FAMILIES AND INDIVIDUALS.

Table A-5.—ROOMS IN OWNER- AND RENTER-OCCUPIED HOUSING UNITS, FOR THE SMSA: 1960

[Based on sample; median not shown where base is insufficient; see text. Plus (+) after number indicates median above that number]

| SUBJECT                                   | TOTAL  | 1 ROOM | 2 ROOMS | 3 ROOMS | 4 ROOMS | 5 ROOMS | 6 ROOMS | 7 ROOMS | 8 ROOMS OR MORE | MEDIAN |
|---|--------|--------|---------|---------|---------|---------|---------|---------|-----------------|--------|
| <b>OWNER-OCCUPIED UNITS</b> . . . . .     | 73 694 | 112    | 407     | 2 319   | 10 157  | 21 525  | 23 269  | 9 438   | 6 467           | 5.6    |
| <b>BEDROOMS</b>                           |        |        |         |         |         |         |         |         |                 |        |
| 0 TO 2 . . . . .                          | 27 151 | 96     | 283     | 2 355   | 10 087  | 10 641  | 2 709   | 693     | 287             | 4.6    |
| 3 . . . . .                               | 36 865 | ...    | ...     | ...     | 591     | 10 766  | 17 891  | 5 781   | 1 836           | 5.9    |
| 4 OR MORE . . . . .                       | 9 759  | ...    | ...     | ...     | 184     | 294     | 2 057   | 2 740   | 4 484           | 7.4    |
| <b>BATHROOMS</b>                          |        |        |         |         |         |         |         |         |                 |        |
| 1 . . . . .                               | 54 592 | 43     | 261     | 1 665   | 8 521   | 17 587  | 17 656  | 5 843   | 3 016           | 5.5    |
| MORE THAN 1 . . . . .                     | 15 661 | 5      | 5       | 108     | 756     | 3 097   | 5 285   | 3 337   | 3 068           | 6.2    |
| SHARED OR NONE . . . . .                  | 3 497  | 73     | 179     | 531     | 768     | 824     | 512     | 261     | 349             | 4.7    |
| <b>YEAR STRUCTURE BUILT</b>               |        |        |         |         |         |         |         |         |                 |        |
| 1959 TO MARCH 1960 . . . . .              | 2 449  | 8      | 24      | 138     | 252     | 1 148   | 603     | 187     | 89              | 5.2    |
| 1955 TO 1958 . . . . .                    | 9 295  | 28     | 77      | 467     | 1 706   | 3 833   | 2 245   | 621     | 318             | 5.1    |
| 1950 TO 1954 . . . . .                    | 10 829 | 16     | 110     | 413     | 2 583   | 4 243   | 2 420   | 754     | 290             | 5.0    |
| 1940 TO 1949 . . . . .                    | 11 276 | 28     | 108     | 331     | 2 515   | 4 155   | 2 831   | 919     | 389             | 5.1    |
| 1939 OR EARLIER . . . . .                 | 39 845 | 32     | 88      | 970     | 3 101   | 8 146   | 15 170  | 6 957   | 5 381           | 6.0    |
| <b>CONDITION AND PLUMBING</b>             |        |        |         |         |         |         |         |         |                 |        |
| SOUND . . . . .                           | 65 404 | 44     | 235     | 1 739   | 8 766   | 19 577  | 21 150  | 8 361   | 5 532           | 5.6    |
| WITH ALL PLUMBING FACILITIES . . . . .    | 63 857 | 32     | 164     | 1 517   | 8 482   | 19 195  | 20 902  | 8 218   | 5 347           | 5.6    |
| LACKING SOME OR ALL FACILITIES . . . . .  | 1 547  | 12     | 71      | 222     | 284     | 382     | 248     | 143     | 185             | 5.0    |
| DETERIORATING . . . . .                   | 6 483  | 16     | 96      | 376     | 979     | 1 547   | 1 796   | 899     | 774             | 5.6    |
| WITH ALL PLUMBING FACILITIES . . . . .    | 5 347  | ...    | 50      | 211     | 719     | 1 300   | 1 626   | 794     | 647             | 5.7    |
| LACKING SOME OR ALL FACILITIES . . . . .  | 1 136  | 16     | 46      | 165     | 260     | 247     | 170     | 105     | 127             | 4.8    |
| DILAPIDATED . . . . .                     | 1 807  | 52     | 76      | 204     | 412     | 401     | 323     | 178     | 161             | 4.9    |
| <b>VALUE-INCOME RATIO</b>                 |        |        |         |         |         |         |         |         |                 |        |
| TOTAL . . . . .                           | 64 894 | 64     | 138     | 1 039   | 8 480   | 19 972  | 21 711  | 8 396   | 5 094           | 5.6    |
| LESS THAN 1.5 . . . . .                   | 21 112 | 40     | 61      | 464     | 2 631   | 5 862   | 7 321   | 2 863   | 1 870           | 5.7    |
| 1.5 TO 1.9 . . . . .                      | 12 659 | 4      | 24      | 87      | 1 914   | 4 059   | 4 364   | 1 436   | 771             | 5.6    |
| 2.0 TO 2.9 . . . . .                      | 15 613 | 4      | 25      | 148     | 2 000   | 5 607   | 4 897   | 1 862   | 1 070           | 5.5    |
| 3.0 OR MORE . . . . .                     | 14 713 | 12     | 20      | 299     | 1 806   | 4 268   | 4 856   | 2 144   | 1 308           | 5.7    |
| NOT COMPUTED . . . . .                    | 797    | 4      | 8       | 41      | 129     | 176     | 273     | 91      | 75              | 5.6    |
| <b>PERSONS</b>                            |        |        |         |         |         |         |         |         |                 |        |
| 1 PERSON . . . . .                        | 5 904  | 48     | 178     | 739     | 1 128   | 1 417   | 1 395   | 617     | 382             | 5.1    |
| 2 PERSONS . . . . .                       | 21 196 | 24     | 151     | 884     | 3 781   | 5 902   | 6 576   | 2 318   | 1 560           | 5.5    |
| 3 PERSONS . . . . .                       | 14 325 | 20     | 42      | 323     | 2 190   | 4 423   | 4 410   | 1 781   | 1 136           | 5.5    |
| 4 PERSONS . . . . .                       | 14 069 | 4      | 20      | 180     | 1 695   | 4 810   | 4 535   | 1 762   | 1 063           | 5.6    |
| 5 PERSONS . . . . .                       | 9 419  | ...    | 4       | 80      | 863     | 2 958   | 3 272   | 1 334   | 908             | 5.7    |
| 6 PERSONS OR MORE . . . . .               | 8 781  | 16     | 12      | 113     | 500     | 2 015   | 3 081   | 1 626   | 1 418           | 6.1    |
| MEDIAN . . . . .                          | 3.2    | ...    | 1.7     | 2.0     | 2.6     | 3.3     | 3.3     | 3.5     | 3.6             | ...    |
| <b>RENTER-OCCUPIED UNITS</b> . . . . .    | 25 612 | 1 026  | 1 621   | 5 671   | 6 601   | 4 765   | 3 699   | 1 313   | 916             | 4.2    |
| <b>BEDROOMS</b>                           |        |        |         |         |         |         |         |         |                 |        |
| NONE . . . . .                            | 1 357  | 1 096  | 202     | 59      | ...     | ...     | ...     | ...     | ...             | 1.1    |
| 1 . . . . .                               | 8 565  | ...    | 1 369   | 5 452   | 1 379   | 277     | 39      | ...     | 49              | 3.0    |
| 2 . . . . .                               | 8 761  | ...    | 50      | 374     | 4 469   | 3 091   | 634     | 62      | 81              | 4.4    |
| 3 OR MORE . . . . .                       | 6 840  | ...    | ...     | ...     | 112     | 1 492   | 2 961   | 1 178   | 1 097           | 6.1    |
| <b>BATHROOMS</b>                          |        |        |         |         |         |         |         |         |                 |        |
| 1 . . . . .                               | 20 353 | 193    | 819     | 4 767   | 5 777   | 4 222   | 3 144   | 1 001   | 430             | 4.3    |
| MORE THAN 1 . . . . .                     | 1 442  | 5      | 46      | 105     | 245     | 212     | 340     | 220     | 269             | 5.8    |
| SHARED OR NONE . . . . .                  | 3 761  | 790    | 759     | 771     | 683     | 300     | 214     | 120     | 124             | 2.9    |
| <b>YEAR STRUCTURE BUILT</b>               |        |        |         |         |         |         |         |         |                 |        |
| 1959 TO MARCH 1960 . . . . .              | 217    | 12     | 5       | 60      | 94      | 19      | 12      | 15      | ...             | 3.8    |
| 1955 TO 1958 . . . . .                    | 846    | 5      | 35      | 215     | 362     | 149     | 54      | 14      | 12              | 4.0    |
| 1950 TO 1954 . . . . .                    | 1 225  | 17     | 69      | 220     | 532     | 234     | 131     | 22      | ...             | 4.1    |
| 1940 TO 1949 . . . . .                    | 2 274  | 32     | 100     | 444     | 926     | 506     | 228     | 23      | 15              | 4.1    |
| 1939 OR EARLIER . . . . .                 | 21 050 | 960    | 1 412   | 4 732   | 4 687   | 3 857   | 3 274   | 1 239   | 889             | 4.2    |
| <b>CONDITION AND PLUMBING</b>             |        |        |         |         |         |         |         |         |                 |        |
| SOUND . . . . .                           | 17 362 | 489    | 908     | 3 886   | 4 598   | 3 371   | 2 704   | 860     | 546             | 4.2    |
| WITH ALL PLUMBING FACILITIES . . . . .    | 15 934 | 145    | 593     | 3 530   | 4 396   | 3 277   | 2 652   | 845     | 496             | 4.3    |
| LACKING SOME OR ALL FACILITIES . . . . .  | 1 428  | 344    | 315     | 356     | 202     | 94      | 52      | 15      | 50              | 2.7    |
| DETERIORATING . . . . .                   | 6 279  | 435    | 503     | 1 348   | 1 548   | 1 041   | 764     | 354     | 286             | 4.1    |
| WITH ALL PLUMBING FACILITIES . . . . .    | 4 812  | 37     | 226     | 1 104   | 1 308   | 940     | 703     | 285     | 209             | 4.3    |
| LACKING SOME OR ALL FACILITIES . . . . .  | 1 467  | 398    | 277     | 244     | 240     | 101     | 61      | 69      | 77              | 2.7    |
| DILAPIDATED . . . . .                     | 1 971  | 102    | 210     | 437     | 455     | 353     | 231     | 99      | 84              | 4.0    |
| <b>GROSS RENT AS PERCENTAGE OF INCOME</b> |        |        |         |         |         |         |         |         |                 |        |
| TOTAL . . . . .                           | 25 388 | 1 026  | 1 621   | 5 656   | 6 574   | 4 731   | 3 673   | 1 276   | 831             | 4.2    |
| LESS THAN 10 PERCENT . . . . .            | 2 544  | 262    | 227     | 509     | 586     | 413     | 346     | 114     | 87              | 4.0    |
| 10 TO 14 PERCENT . . . . .                | 5 080  | 150    | 251     | 1 126   | 1 336   | 1 018   | 810     | 262     | 127             | 4.3    |
| 15 TO 19 PERCENT . . . . .                | 5 193  | 78     | 179     | 1 088   | 1 467   | 1 142   | 837     | 272     | 130             | 4.4    |
| 20 TO 24 PERCENT . . . . .                | 3 261  | 78     | 161     | 690     | 862     | 639     | 587     | 142     | 102             | 4.3    |
| 25 TO 34 PERCENT . . . . .                | 2 943  | 119    | 197     | 657     | 826     | 549     | 378     | 145     | 72              | 4.1    |
| 35 PERCENT OR MORE . . . . .              | 4 324  | 236    | 489     | 1 208   | 1 077   | 645     | 391     | 177     | 101             | 3.7    |
| NOT COMPUTED . . . . .                    | 2 043  | 103    | 117     | 378     | 420     | 325     | 324     | 164     | 212             | 4.5    |
| <b>PERSONS</b>                            |        |        |         |         |         |         |         |         |                 |        |
| 1 PERSON . . . . .                        | 4 862  | 933    | 1 024   | 1 545   | 777     | 328     | 187     | 36      | 32              | 2.8    |
| 2 PERSONS . . . . .                       | 6 581  | 81     | 330     | 2 122   | 2 001   | 1 114   | 604     | 175     | 154             | 3.9    |
| 3 PERSONS . . . . .                       | 5 075  | 4      | 168     | 1 209   | 1 569   | 1 125   | 675     | 191     | 134             | 4.2    |
| 4 PERSONS . . . . .                       | 4 066  | 4      | 57      | 523     | 1 230   | 960     | 898     | 252     | 142             | 4.7    |
| 5 PERSONS . . . . .                       | 2 397  | ...    | 34      | 176     | 569     | 605     | 574     | 260     | 179             | 5.2    |
| 6 PERSONS OR MORE . . . . .               | 2 631  | 4      | 8       | 96      | 455     | 632     | 761     | 399     | 275             | 5.7    |
| MEDIAN . . . . .                          | 2.8    | 1.0    | 1.3     | 2.1     | 2.8     | 3.3     | 3.9     | 4.5     | 4.5             | ...    |

Table A-6.—UNITS IN STRUCTURE FOR OWNER- AND RENTER-OCCUPIED HOUSING UNITS, FOR THE SMSA: 1960

[Based on sample; median not shown where base is insufficient; see text. Plus (+) or minus (-) after number indicates median above or below that number]

| SUBJECT                                    | OWNER OCCUPIED |        |                 |          | RENTER OCCUPIED |        |         |               |               |                  |          |
|--|----------------|--------|-----------------|----------|-----------------|--------|---------|---------------|---------------|------------------|----------|
|  | TOTAL          | 1 UNIT | 2 UNITS OR MORE | TRAILERS | TOTAL           | 1 UNIT | 2 UNITS | 3 AND 4 UNITS | 5 TO 19 UNITS | 20 UNITS OR MORE | TRAILERS |
| ALL OCCUPIED UNITS . . . . .               | 73 750         | 69 349 | 2 919           | 1 482    | 25 556          | 13 254 | 5 461   | 3 397         | 2 756         | 525              | 163      |
| ROOMS                                      |                |        |                 |          |                 |        |         |               |               |                  |          |
| 1 ROOM . . . . .                           | 121            | 99     | 10              | 12       | 988             | 128    | 66      | 196           | 316           | 279              | 3        |
| 2 ROOMS . . . . .                          | 445            | 166    | 75              | 204      | 1 624           | 388    | 264     | 471           | 392           | 82               | 27       |
| 3 ROOMS . . . . .                          | 2 304          | 1 160  | 442             | 702      | 5 643           | 1 756  | 1 686   | 1 158         | 859           | 87               | 97       |
| 4 ROOMS . . . . .                          | 10 045         | 6 632  | 889             | 524      | 6 705           | 3 021  | 1 920   | 911           | 771           | 46               | 36       |
| 5 ROOMS . . . . .                          | 21 508         | 20 700 | 772             | 36       | 4 734           | 2 911  | 969     | 498           | 330           | 26               | ...      |
| 6 ROOMS . . . . .                          | 23 453         | 22 948 | 505             | ...      | 3 698           | 3 085  | 424     | 120           | 64            | 5                | ...      |
| 7 ROOMS OR MORE . . . . .                  | 15 874         | 15 644 | 226             | 4        | 2 164           | 1 965  | 132     | 43            | 24            | ...              | ...      |
| MEDIAN . . . . .                           | 5.6            | 5.7    | 4.6             | 3.2      | 4.2             | 5.0    | 3.9     | 3.4           | 3.3           | 1.4              | ...      |
| YEAR STRUCTURE BUILT                       |                |        |                 |          |                 |        |         |               |               |                  |          |
| 1959 TO MARCH 1960 . . . . .               | 2 501          | 2 294  | 10              | 197      | 224             | 92     | 20      | 34            | 54            | 15               | 9        |
| 1955 TO 1958 . . . . .                     | 9 298          | 8 548  | 67              | 683      | 862             | 550    | 92      | 74            | 108           | ...              | 38       |
| 1950 TO 1954 . . . . .                     | 10 768         | 10 292 | 56              | 420      | 1 188           | 751    | 203     | 47            | 110           | ...              | 77       |
| 1940 TO 1949 . . . . .                     | 11 331         | 11 095 | 106             | 130      | 2 326           | 1 445  | 278     | 310           | 270           | 4                | 19       |
| 1939 OR EARLIER . . . . .                  | 39 852         | 37 120 | 2 680           | 52       | 20 956          | 10 416 | 4 868   | 2 932         | 2 214         | 506              | 20       |
| CONDITION AND PLUMBING                     |                |        |                 |          |                 |        |         |               |               |                  |          |
| SOUND . . . . .                            | 65 488         | 61 809 | 2 431           | 1 248    | 17 297          | 8 828  | 4 221   | 2 110         | 1 765         | 290              | 83       |
| WITH ALL PLUMBING FACIL. . . . .           | 63 939         | 60 534 | 2 229           | 1 176    | 15 850          | 8 302  | 3 995   | 1 802         | 1 501         | 179              | 71       |
| LACKING SOME OR ALL FACIL. . . . .         | 1 549          | 1 275  | 202             | 72       | 1 447           | 526    | 226     | 308           | 264           | 111              | 12       |
| DETERIORATING . . . . .                    | 6 411          | 5 878  | 386             | 147      | 6 301           | 3 204  | 1 044   | 1 018         | 763           | 235              | 37       |
| WITH ALL PLUMBING FACIL. . . . .           | 5 285          | 4 866  | 316             | 103      | 4 863           | 2 610  | 915     | 736           | 538           | 43               | 21       |
| LACKING SOME OR ALL FACIL. . . . .         | 1 126          | 1 012  | 70              | 44       | 1 438           | 594    | 129     | 282           | 225           | 192              | 16       |
| DILAPIDATED . . . . .                      | 1 851          | 1 662  | 102             | 87       | 1 958           | 1 222  | 196     | 269           | 228           | ...              | 43       |
| GROSS RENT                                 |                |        |                 |          |                 |        |         |               |               |                  |          |
| TOTAL . . . . .                            | ...            | ...    | ...             | ...      | 25 354          | 13 079 | 5 442   | 3 393         | 2 756         | 525              | 159      |
| LESS THAN \$30 . . . . .                   | ...            | ...    | ...             | ...      | 637             | 159    | 47      | 132           | 187           | 102              | 10       |
| \$30 TO \$39 . . . . .                     | ...            | ...    | ...             | ...      | 1 153           | 388    | 166     | 246           | 233           | 109              | 11       |
| \$40 TO \$49 . . . . .                     | ...            | ...    | ...             | ...      | 2 282           | 779    | 470     | 504           | 418           | 107              | 4        |
| \$50 TO \$59 . . . . .                     | ...            | ...    | ...             | ...      | 3 674           | 1 397  | 880     | 706           | 624           | 54               | 13       |
| \$60 TO \$69 . . . . .                     | ...            | ...    | ...             | ...      | 4 533           | 1 947  | 1 306   | 782           | 444           | 30               | 24       |
| \$70 TO \$79 . . . . .                     | ...            | ...    | ...             | ...      | 3 770           | 2 006  | 990     | 413           | 317           | 5                | 39       |
| \$80 TO \$99 . . . . .                     | ...            | ...    | ...             | ...      | 4 822           | 3 053  | 925     | 426           | 338           | 46               | 34       |
| \$100 TO \$119 . . . . .                   | ...            | ...    | ...             | ...      | 1 934           | 1 379  | 322     | 88            | 121           | 16               | 8        |
| \$120 OR MORE . . . . .                    | ...            | ...    | ...             | ...      | 971             | 726    | 108     | 73            | 39            | ...              | ...      |
| NO CASH RENT . . . . .                     | ...            | ...    | ...             | ...      | 1 578           | 1 245  | 228     | 23            | 35            | 21               | 16       |
| MEDIAN . . . . . DOLLARS . . . . .         | ...            | ...    | ...             | ...      | 69              | 76     | 68      | 61            | 58            | 43               | ...      |
| HEATING EQUIPMENT                          |                |        |                 |          |                 |        |         |               |               |                  |          |
| STEAM OR HOT WATER . . . . .               | 3 500          | 3 201  | 287             | 12       | 3 744           | 906    | 510     | 713           | 1 205         | 410              | ...      |
| WARM AIR FURNACE . . . . .                 | 65 092         | 61 870 | 2 478           | 744      | 17 971          | 10 160 | 4 376   | 2 137         | 1 136         | 111              | 51       |
| FLOOR, WALL, OR PIPELESS FURNACE . . . . . | 1 095          | 972    | 35              | 88       | 476             | 245    | 104     | 67            | 56            | ...              | 4        |
| BUILT-IN ELECTRIC UNIT . . . . .           | 470            | 466    | ...             | 4        | 84              | 13     | ...     | 4             | 63            | ...              | 4        |
| OTHER MEANS WITH FLUE . . . . .            | 3 307          | 2 639  | 109             | 559      | 2 945           | 1 767  | 435     | 409           | 254           | ...              | 80       |
| OTHER MEANS WITHOUT FLUE . . . . .         | 266            | 181    | 10              | 75       | 306             | 153    | 36      | 57            | 36            | ...              | 24       |
| NONE . . . . .                             | 20             | 20     | ...             | ...      | 30              | 10     | ...     | 10            | 6             | 4                | ...      |
| PERSONS                                    |                |        |                 |          |                 |        |         |               |               |                  |          |
| 1 PERSON . . . . .                         | 5 954          | 4 888  | 786             | 280      | 4 752           | 1 214  | 929     | 973           | 1 227         | 360              | 29       |
| 2 PERSONS . . . . .                        | 21 207         | 19 589 | 1 090           | 528      | 6 648           | 2 939  | 1 706   | 1 108         | 766           | 89               | 40       |
| 3 PERSONS . . . . .                        | 14 280         | 13 513 | 433             | 304      | 5 131           | 2 849  | 1 233   | 607           | 380           | 21               | 41       |
| 4 PERSONS . . . . .                        | 13 989         | 13 508 | 266             | 215      | 4 040           | 2 558  | 921     | 350           | 162           | 25               | 24       |
| 5 PERSONS . . . . .                        | 9 391          | 9 112  | 180             | 99       | 2 369           | 1 695  | 372     | 169           | 99            | 10               | 24       |
| 6 PERSONS OR MORE . . . . .                | 8 959          | 8 739  | 164             | 56       | 2 616           | 1 999  | 300     | 190           | 122           | ...              | 5        |
| MEDIAN . . . . .                           | 3.2            | 3.3    | 2.1             | 2.4      | 2.8             | 3.4    | 2.6     | 2.2           | 1.7           | 1.2              | ...      |
| YEAR MOVED INTO UNIT                       |                |        |                 |          |                 |        |         |               |               |                  |          |
| 1959 TO MARCH 1960 . . . . .               | 7 536          | 6 768  | 228             | 540      | 10 838          | 5 278  | 2 541   | 1 492         | 1 134         | 277              | 116      |
| 1958 . . . . .                             | 4 725          | 4 359  | 171             | 195      | 3 791           | 1 966  | 840     | 535           | 382           | 50               | 18       |
| 1950 TO 1957 . . . . .                     | 31 253         | 29 577 | 964             | 712      | 7 907           | 4 207  | 1 582   | 1 049         | 912           | 136              | 21       |
| 1940 TO 1949 . . . . .                     | 16 769         | 15 959 | 783             | 27       | 1 979           | 1 149  | 307     | 217           | 249           | 53               | 4        |
| 1939 OR EARLIER . . . . .                  | 13 467         | 12 686 | 773             | 8        | 1 041           | 654    | 191     | 104           | 79            | 9                | 4        |



Table A-8.—OCCUPIED HOUSING UNITS SHARING OR LACKING SPECIFIED FACILITIES, FOR THE SMSA: 1960

[Based on sample; the "total" columns are not additive; see text]

| SUBJECT  | UNITS SHARING-- |             |                               |                         |              |                                | UNITS WITH NO BATH AND/OR TOILET <sup>1</sup> |                           |
|--|-----------------|-------------|-------------------------------|-------------------------|--------------|--------------------------------|---|---------------------------|
|  | TOTAL           | ACCESS ONLY | ACCESS AND BATH AND/OR TOILET | BATH AND/OR TOILET ONLY | COOKING ONLY | COOKING AND BATH AND/OR TOILET | TOTAL   | SHARING ACCESS OR COOKING |
| <b>UNITS IN STRUCTURE</b>                          |                 |             |                               |                         |              |                                |   |                           |
| OWNER OCCUPIED . . . . .                           | 537             | 43          | 5                             | 413                     | 10           | 66                             | 2 766   | ...                       |
| 1 . . . . .  | 10              | ...         | ...                           | ...                     | 10           | ...                            | 2 747   | ...                       |
| 2 OR MORE . . . . .                                | 527             | 43          | 5                             | 413                     | ...          | 66                             | 19  | ...                       |
| RENTER OCCUPIED . . . . .                          | 2 478           | 114         | 60                            | 1 686                   | 95           | 523                            | 1 283   | 16                        |
| 1 . . . . .  | 35              | ...         | ...                           | ...                     | 35           | ...                            | 1 155   | 11                        |
| 2 . . . . .  | 532             | 96          | 10                            | 387                     | 10           | 29                             | 54  | 5                         |
| 3 AND 4 . . . . .                                  | 820             | 8           | 50                            | 675                     | ...          | 87                             | 42  | ...                       |
| 5 TO 19 . . . . .                                  | 702             | 10          | ...                           | 455                     | 12           | 225                            | 32  | ...                       |
| 20 OR MORE . . . . .                               | 389             | ...         | ...                           | 169                     | 38           | 182                            | ...   | ...                       |
| RENTER-OCCUPIED UNITS . . . . .                    | 2 513           | 104         | 63                            | 1 688                   | 88           | 570                            | 1 268   | 17                        |
| <b>YEAR STRUCTURE BUILT</b>                        |                 |             |                               |                         |              |                                |   |                           |
| 1955 TO MARCH 1960 . . . . .                       | 19              | ...         | ...                           | 7                       | ...          | 12                             | 43  | ...                       |
| 1950 TO 1954 . . . . .                             | 11              | 4           | ...                           | 7                       | ...          | ...                            | 68  | ...                       |
| 1940 TO 1949 . . . . .                             | 60              | 5           | 4                             | 47                      | 4            | ...                            | 207   | ...                       |
| 1939 OR EARLIER . . . . .                          | 2 423           | 95          | 59                            | 1 627                   | 84           | 558                            | 950   | 17                        |
| <b>CONDITION</b>                                   |                 |             |                               |                         |              |                                |   |                           |
| SOUND . . . . .                                    | 1 231           | 89          | 51                            | 797                     | 55           | 239                            | 278   | 8                         |
| DETERIORATING . . . . .                            | 995             | 11          | 8                             | 677                     | 21           | 278                            | 448   | 5                         |
| DILAPIDATED . . . . .                              | 287             | 4           | 4                             | 214                     | 12           | 53                             | 542   | 4                         |
| <b>INCOME IN 1959<sup>2</sup></b>                  |                 |             |                               |                         |              |                                |   |                           |
| LESS THAN \$2,000 . . . . .                        | 1 039           | 24          | 16                            | 713                     | 41           | 245                            | 396   | 5                         |
| \$2,000 TO \$3,999 . . . . .                       | 695             | 37          | 8                             | 484                     | 16           | 150                            | 347   | 8                         |
| \$4,000 TO \$5,999 . . . . .                       | 497             | 12          | 24                            | 355                     | 16           | 110                            | 325   | 4                         |
| \$6,000 TO \$7,999 . . . . .                       | 181             | 4           | 7                             | 101                     | 8            | 61                             | 144   | ...                       |
| \$8,000 TO \$9,999 . . . . .                       | 62              | 27          | 8                             | 27                      | ...          | ...                            | 40  | ...                       |
| \$10,000 OR MORE . . . . .                         | 39              | ...         | ...                           | 28                      | 7            | 4                              | 16  | ...                       |
| <b>GROSS RENT</b>                                  |                 |             |                               |                         |              |                                |   |                           |
| TOTAL . . . . .                                    | 2 505           | 100         | 63                            | 1 684                   | 88           | 570                            | 1 209   | 17                        |
| LESS THAN \$20 . . . . .                           | 110             | ...         | ...                           | 43                      | 8            | 59                             | 28  | ...                       |
| \$20 TO \$39 . . . . .                             | 828             | 20          | 19                            | 413                     | 16           | 360                            | 218   | 4                         |
| \$40 TO \$59 . . . . .                             | 986             | 36          | 16                            | 824                     | 24           | 86                             | 382   | 4                         |
| \$60 TO \$79 . . . . .                             | 355             | 32          | 8                             | 263                     | 15           | 37                             | 239   | ...                       |
| \$80 TO \$99 . . . . .                             | 78              | ...         | ...                           | 70                      | ...          | 8                              | 63  | ...                       |
| \$100 TO \$119 . . . . .                           | 12              | ...         | ...                           | 8                       | ...          | 4                              | 4   | ...                       |
| \$120 OR MORE . . . . .                            | 12              | ...         | ...                           | 4                       | ...          | 8                              | 12  | ...                       |
| NO CASH RENT . . . . .                             | 124             | 12          | 20                            | 59                      | 17           | 16                             | 263   | 9                         |
| <b>PERSONS</b>                                     |                 |             |                               |                         |              |                                |   |                           |
| 1 PERSON . . . . .                                 | 1 339           | 28          | 15                            | 733                     | 56           | 507                            | 168   | 9                         |
| 2 PERSONS . . . . .                                | 538             | 33          | 36                            | 401                     | 16           | 52                             | 238   | ...                       |
| 3 PERSONS . . . . .                                | 291             | 24          | 8                             | 247                     | 4            | 8                              | 241   | 4                         |
| 4 PERSONS OR MORE . . . . .                        | 345             | 19          | 4                             | 307                     | 12           | 3                              | 621   | 4                         |
| <b>HOUSEHOLD COMPOSITION</b>                       |                 |             |                               |                         |              |                                |   |                           |
| <b>TWO-OR-MORE-PERSON HOUSEHOLDS</b>               |                 |             |                               |                         |              |                                |   |                           |
| MALE HEAD, WIFE PRESENT, NO NONRELATIVES . . . . . | 1 174           | 76          | 48                            | 955                     | 32           | 63                             | 1 100   | 8                         |
| UNDER 45 YEARS . . . . .                           | 876             | 64          | 44                            | 709                     | 20           | 39                             | 909   | 8                         |
| 45 TO 64 YEARS . . . . .                           | 643             | 52          | 32                            | 532                     | 12           | 15                             | 625   | 8                         |
| 65 YEARS AND OVER . . . . .                        | 187             | 8           | 8                             | 147                     | 4            | 20                             | 203   | ...                       |
| OTHER MALE HEAD . . . . .                          | 46              | 4           | 4                             | 30                      | 4            | 4                              | 81  | ...                       |
| UNDER 65 YEARS . . . . .                           | 101             | 4           | ...                           | 81                      | 8            | 8                              | 91  | ...                       |
| 65 YEARS AND OVER . . . . .                        | 89              | 4           | ...                           | 73                      | 4            | 8                              | 66  | ...                       |
| FEMALE HEAD . . . . .                              | 12              | ...         | ...                           | 8                       | ...          | ...                            | 25  | ...                       |
| UNDER 65 YEARS . . . . .                           | 197             | 8           | 4                             | 165                     | 4            | 16                             | 100   | ...                       |
| 65 YEARS AND OVER . . . . .                        | 164             | 8           | 4                             | 136                     | 4            | 12                             | 67  | ...                       |
| ONE-PERSON HOUSEHOLDS . . . . .                    | 33              | ...         | ...                           | 29                      | ...          | 4                              | 33  | ...                       |
| <b>ONE-PERSON HOUSEHOLDS</b>                       |                 |             |                               |                         |              |                                |   |                           |
| UNDER 65 YEARS . . . . .                           | 1 339           | 28          | 15                            | 733                     | 56           | 507                            | 168   | 9                         |
| 65 YEARS AND OVER . . . . .                        | 838             | 20          | 7                             | 447                     | 39           | 325                            | 55  | 4                         |
| YEAR MOVED INTO UNIT . . . . .                     | 501             | 8           | 8                             | 266                     | 17           | 182                            | 113   | 5                         |
| <b>YEAR MOVED INTO UNIT</b>                        |                 |             |                               |                         |              |                                |   |                           |
| 1959 TO MARCH 1960 . . . . .                       | 1 142           | 32          | 19                            | 779                     | 47           | 265                            | 360   | 4                         |
| 1958 . . . . .                                     | 387             | 40          | 16                            | 247                     | 4            | 80                             | 183   | 4                         |
| 1950 TO 1957 . . . . .                             | 684             | 20          | 12                            | 474                     | 12           | 166                            | 419   | ...                       |
| 1949 OR EARLIER . . . . .                          | 300             | 12          | 16                            | 188                     | 25           | 59                             | 306   | 9                         |
| <b>TYPE OF HOUSEHOLD</b>                           |                 |             |                               |                         |              |                                |   |                           |
| <b>HOUSEHOLDS WITHOUT NONRELATIVES</b>             |                 |             |                               |                         |              |                                |   |                           |
| MALE HEAD, WIFE PRESENT . . . . .                  | 2 421           | 96          | 63                            | 1 632                   | 76           | 554                            | 1 207   | 17                        |
| 2 PERSONS . . . . .                                | 876             | 64          | 44                            | 709                     | 20           | 39                             | 909   | 8                         |
| 3 PERSONS . . . . .                                | 362             | 29          | 36                            | 257                     | 8            | 32                             | 164   | ...                       |
| 4 PERSONS OR MORE . . . . .                        | 243             | 20          | 8                             | 207                     | 4            | 4                              | 180   | 4                         |
| OTHER HOUSEHOLD GROUPS . . . . .                   | 271             | 15          | ...                           | 245                     | 8            | 3                              | 565   | 4                         |
| HOUSEHOLDS WITH NONRELATIVES . . . . .             | 1 545           | 32          | 19                            | 923                     | 56           | 515                            | 298   | 9                         |
| ROOMS AND PERSONS . . . . .                        | 92              | 8           | ...                           | 56                      | 12           | 16                             | 61  | ...                       |
| <b>ROOMS AND PERSONS</b>                           |                 |             |                               |                         |              |                                |   |                           |
| 1 ROOM . . . . .                                   | 839             | 4           | 15                            | 262                     | 55           | 503                            | 44  | 4                         |
| 1 PERSON . . . . .                                 | 767             | 4           | 11                            | 226                     | 51           | 475                            | 31  | 4                         |
| 2 PERSONS OR MORE . . . . .                        | 72              | ...         | 4                             | 36                      | 4            | 28                             | 13  | ...                       |
| 2 ROOMS . . . . .                                  | 658             | 17          | 24                            | 577                     | ...          | 40                             | 89  | ...                       |
| 1 PERSON . . . . .                                 | 402             | 12          | 4                             | 358                     | ...          | 28                             | 40  | ...                       |
| 2 AND 3 PERSONS . . . . .                          | 218             | 5           | 16                            | 185                     | ...          | 12                             | 40  | ...                       |
| 4 PERSONS OR MORE . . . . .                        | 38              | ...         | 4                             | 34                      | ...          | ...                            | 9   | ...                       |
| 3 ROOMS . . . . .                                  | 606             | 64          | 24                            | 498                     | 13           | 7                              | 176   | 5                         |
| 4 ROOMS . . . . .                                  | 291             | 12          | ...                           | 271                     | 4            | 4                              | 340   | 4                         |
| 5 ROOMS OR MORE . . . . .                          | 119             | 7           | ...                           | 80                      | 16           | 16                             | 619   | 4                         |

<sup>1</sup> EXCLUDES UNITS SHARING BATH AND/OR TOILET; SEE TEXT.

<sup>2</sup> INCOME OF PRIMARY FAMILIES AND INDIVIDUALS.

Table A-9.—DURATION OF VACANCY, FOR AVAILABLE VACANT HOUSING UNITS, FOR THE SMSA: 1960

[Based on sample; see text. Median not shown where base is less than 200; plus (+) or minus (-) after number indicates median above or below that number]

| SUBJECT  | TOTAL  | LESS THAN 4 MONTHS | 4 UP TO 6 MONTHS | 6 MONTHS OR MORE | SUBJECT                                       | TOTAL | LESS THAN 1 MONTH | 1 UP TO 4 MONTHS | 4 MONTHS OR MORE |
|--|--------|--------------------|------------------|------------------|---|-------|-------------------|------------------|------------------|
| VACANT AVAILABLE FOR SALE . . . . .            | 1 085  | 687                | 91               | 307              | VACANT AVAILABLE FOR RENT . . . . .           | 1 583 | 310               | 730              | 543              |
| ROOMS  |        |                    |                  |                  | ROOMS   |       |                   |                  |                  |
| 1 TO 3 ROOMS . . . . .                         | 42     | 12                 | 17               | 13               | 1 ROOM . . . . .                              | 128   | 44                | 27               | 57               |
| 4 ROOMS . . . . .                              | 81     | 48                 | 8                | 25               | 2 ROOMS . . . . .                             | 145   | 27                | 79               | 39               |
| 5 ROOMS . . . . .                              | 491    | 349                | 38               | 104              | 3 ROOMS . . . . .                             | 539   | 105               | 233              | 201              |
| 6 ROOMS . . . . .                              | 341    | 196                | 25               | 120              | 4 ROOMS . . . . .                             | 361   | 61                | 194              | 106              |
| 7 ROOMS OR MORE . . . . .                      | 130    | 82                 | 3                | 45               | 5 ROOMS OR MORE . . . . .                     | 410   | 73                | 197              | 140              |
| BEDROOMS                                       |        |                    |                  |                  | BEDROOMS                                      |       |                   |                  |                  |
| 0 AND 1 . . . . .                              | 60     | 28                 | ***              | 32               | 0 AND 1 . . . . .                             | 818   | 180               | 396              | 242              |
| 2 . . . . .                                    | 264    | 160                | ***              | 104              | 2 . . . . .                                   | 331   | 136               | 99               | 96               |
| 3 OR MORE . . . . .                            | 820    | 503                | 15               | 302              | 3 OR MORE . . . . .                           | 100   | 17                | 53               | 30               |
| UNITS IN STRUCTURE                             |        |                    |                  |                  | UNITS IN STRUCTURE                            |       |                   |                  |                  |
| 1 . . . . .                                    | 1 009  | 648                | 95               | 266              | 1 . . . . .                                   | 454   | 63                | 190              | 201              |
| 2 . . . . .                                    | 31     | 13                 | 10               | 8                | 2 TO 9 . . . . .                              | 999   | 165               | 535              | 299              |
| 3 OR MORE . . . . .                            | 6      | 6                  | ***              | ***              | 10 TO 19 . . . . .                            | 94    | 27                | 18               | 49               |
| YEAR STRUCTURE BUILT                           |        |                    |                  |                  | 20 OR MORE . . . . .                          | 77    | 41                | 23               | 13               |
| 1959 TO MARCH 1960 . . . . .                   | 476    | 371                | 39               | 66               | YEAR STRUCTURE BUILT                          |       |                   |                  |                  |
| 1950 TO 1958 . . . . .                         | 172    | 109                | 12               | 51               | 1959 TO MARCH 1960 . . . . .                  | 92    | 73                | 10               | 9                |
| 1949 OR EARLIER . . . . .                      | 437    | 207                | 40               | 190              | 1950 TO 1958 . . . . .                        | 67    | 9                 | 28               | 30               |
| PLUMBING                                       |        |                    |                  |                  | 1949 OR EARLIER . . . . .                     | 1 424 | 228               | 692              | 504              |
| WITH ALL PLUMBING FACILITIES . . . . .         | 1 047  | 679                | 74               | 294              | PLUMBING                                      |       |                   |                  |                  |
| LACKING SOME OR ALL FACILITIES . . . . .       | 38     | 8                  | 17               | 13               | WITH ALL PLUMBING FACILITIES . . . . .        | 1 220 | 244               | 584              | 392              |
| HEATING EQUIPMENT                              |        |                    |                  |                  | LACKING SOME OR ALL FACILITIES . . . . .      | 363   | 66                | 146              | 151              |
| STEAM, HOT WATER, WARM AIR FURNACE . . . . .   | 1 016  | 664                | 65               | 287              | RENT ASKED                                    |       |                   |                  |                  |
| OTHER . . . . .                                | 66     | 23                 | 23               | 20               | TOTAL . . . . .                               | 1 564 | 305               | 727              | 532              |
| NONE . . . . .                                 | 3      | ***                | 3                | ***              | LESS THAN \$40 . . . . .                      | 244   | 48                | 74               | 122              |
| SALE PRICE ASKED                               |        |                    |                  |                  | \$40 TO \$59 . . . . .                        | 706   | 111               | 338              | 257              |
| TOTAL . . . . .                                | 1 078  | 680                | 91               | 307              | \$60 TO \$79 . . . . .                        | 471   | 81                | 247              | 143              |
| LESS THAN \$5,000 . . . . .                    | 45     | 12                 | 9                | 24               | \$80 TO \$99 . . . . .                        | 88    | 40                | 41               | 7                |
| \$5,000 TO \$9,900 . . . . .                   | 214    | 109                | 26               | 79               | \$100 OR MORE . . . . .                       | 55    | 25                | 27               | 3                |
| \$10,000 TO \$14,900 . . . . .                 | 298    | 193                | 17               | 88               | MEDIAN RENT ASKED . . . . . DOLLARS . . . . . | 55    | 59                | 57               | 51               |
| \$15,000 TO \$19,900 . . . . .                 | 241    | 171                | 15               | 55               |   |       |                   |                  |                  |
| \$20,000 TO \$24,900 . . . . .                 | 170    | 123                | 21               | 26               |   |       |                   |                  |                  |
| \$25,000 OR MORE . . . . .                     | 110    | 72                 | 3                | 35               |   |       |                   |                  |                  |
| MEDIAN PRICE ASKED . . . . . DOLLARS . . . . . | 14 700 | 15 800             | ***              | 12 900           |   |       |                   |                  |                  |

Table A-10.—RENT ASKED FOR VACANT HOUSING UNITS AVAILABLE FOR RENT, FOR THE SMSA: 1960

[Based on sample; see text]

| SUBJECT                                  | TOTAL | LESS THAN \$40 | \$40 TO \$59 | \$60 TO \$79 | \$80 TO \$99 | \$100 OR MORE |
|--|-------|----------------|--------------|--------------|--------------|---------------|
| VACANT AVAILABLE FOR RENT . . . . .      | 1 564 | 244            | 706          | 471          | 88           | 55            |
| BEDROOMS                                 |       |                |              |              |              |               |
| 0 AND 1 . . . . .                        | 796   | 167            | 482          | 134          | 13           | ***           |
| 2 . . . . .                              | 331   | 29             | 85           | 114          | 66           | 37            |
| 3 OR MORE . . . . .                      | 100   | 15             | 26           | 42           | ***          | 17            |
| UNITS IN STRUCTURE                       |       |                |              |              |              |               |
| 1 . . . . .                              | 450   | 79             | 204          | 131          | 25           | 11            |
| 2 TO 4 . . . . .                         | 747   | 58             | 335          | 287          | 45           | 22            |
| 5 OR MORE . . . . .                      | 411   | 112            | 170          | 81           | 26           | 22            |
| YEAR STRUCTURE BUILT                     |       |                |              |              |              |               |
| 1959 TO MARCH 1960 . . . . .             | 92    | ***            | 35           | ***          | 33           | 24            |
| 1950 TO 1958 . . . . .                   | 62    | 4              | 29           | 11           | 2            | 16            |
| 1949 OR EARLIER . . . . .                | 1 410 | 240            | 642          | 460          | 53           | 15            |
| PLUMBING                                 |       |                |              |              |              |               |
| WITH ALL PLUMBING FACILITIES . . . . .   | 1 204 | 118            | 526          | 424          | 85           | 51            |
| LACKING SOME OR ALL FACILITIES . . . . . | 360   | 126            | 180          | 47           | 3            | 4             |
| INCLUSION OF UTILITIES IN RENT           |       |                |              |              |              |               |
| ALL UTILITIES INCLUDED . . . . .         | 583   | 126            | 239          | 197          | 9            | 12            |
| SOME OR NO UTILITIES INCLUDED . . . . .  | 981   | 118            | 467          | 274          | 79           | 43            |



Table B-1.—VALUE OF OWNER-OCCUPIED HOUSING UNITS, FOR THE CITY: 1960

[Based on sample; median not shown where base is insufficient; see text. Plus (+) or minus (-) after number indicates median above or below that number]

| SUBJECT  | TOTAL  | VALUE             |                    |                    |                      |                      |                      |                      |                      |                  |                  |
|--|--------|-------------------|--------------------|--------------------|----------------------|----------------------|----------------------|----------------------|----------------------|------------------|------------------|
|  |        | LESS THAN \$5,000 | \$5,000 TO \$7,400 | \$7,500 TO \$9,900 | \$10,000 TO \$12,400 | \$12,500 TO \$14,900 | \$15,000 TO \$17,400 | \$17,500 TO \$19,900 | \$20,000 TO \$24,900 | \$25,000 OR MORE | MEDIAN (DOLLARS) |
| OWNER-OCCUPIED UNITS . . . . .                     | 19 930 | 1 050             | 3 612              | 4 880              | 4 504                | 2 574                | 1 302                | 868                  | 689                  | 451              | 10 200           |
| ROOMS  |        |                   |                    |                    |                      |                      |                      |                      |                      |                  |                  |
| 1 AND 2 ROOMS . . . . .                            | 25     | 13                | 4                  | ...                | 8                    | ...                  | ...                  | ...                  | ...                  | ...              | ...              |
| 3 ROOMS . . . . .                                  | 180    | 48                | 62                 | 50                 | 16                   | ...                  | 4                    | ...                  | ...                  | ...              | ...              |
| 4 ROOMS . . . . .                                  | 1 893  | 140               | 304                | 280                | 587                  | 363                  | 153                  | 47                   | 8                    | 11               | 10 900           |
| 5 ROOMS . . . . .                                  | 5 080  | 401               | 1 142              | 1 199              | 907                  | 713                  | 420                  | 191                  | 91                   | 16               | 9 600            |
| 6 ROOMS . . . . .                                  | 8 120  | 298               | 1 418              | 2 368              | 2 042                | 1 023                | 370                  | 277                  | 249                  | 84               | 10 000           |
| 7 ROOMS . . . . .                                  | 2 867  | 103               | 454                | 677                | 596                  | 307                  | 232                  | 189                  | 185                  | 124              | 10 800           |
| 8 ROOMS OR MORE . . . . .                          | 1 756  | 47                | 228                | 306                | 348                  | 168                  | 123                  | 164                  | 156                  | 216              | 12 100           |
| MEDIAN . . . . .                                   | 5.8    | 5.3               | 5.7                | 5.9                | 5.9                  | 5.7                  | 5.7                  | 6.2                  | 6.5                  | 7.4              | ...              |
| BEDROOMS   |        |                   |                    |                    |                      |                      |                      |                      |                      |                  |                  |
| 0 TO 2 . . . . .                                   | 6 507  | 495               | 1 359              | 1 811              | 1 224                | 875                  | 466                  | 128                  | 127                  | 22               | 9 400            |
| 3 . . . . .  | 10 868 | 303               | 1 781              | 2 938              | 2 598                | 1 507                | 536                  | 599                  | 420                  | 186              | 10 400           |
| 4 OR MORE . . . . .                                | 2 483  | 80                | 239                | 506                | 493                  | 326                  | 279                  | 146                  | 145                  | 269              | 12 100           |
| BATHROOMS  |        |                   |                    |                    |                      |                      |                      |                      |                      |                  |                  |
| 1 . . . . .  | 16 082 | 943               | 3 414              | 4 064              | 3 866                | 2 048                | 997                  | 453                  | 243                  | 54               | 9 800            |
| MORE THAN 1 . . . . .                              | 3 692  | 32                | 230                | 695                | 641                  | 494                  | 314                  | 433                  | 454                  | 399              | 13 800           |
| SHARED OR NONE . . . . .                           | 183    | 111               | 26                 | 21                 | 15                   | 5                    | 5                    | ...                  | ...                  | ...              | ...              |
| YEAR STRUCTURE BUILT                               |        |                   |                    |                    |                      |                      |                      |                      |                      |                  |                  |
| 1959 TO MARCH 1960 . . . . .                       | 132    | 8                 | ...                | 29                 | 12                   | 32                   | 16                   | 19                   | 8                    | 8                | ...              |
| 1955 TO 1958 . . . . .                             | 885    | 4                 | 20                 | 65                 | 242                  | 235                  | 192                  | 41                   | 55                   | 31               | 13 700           |
| 1950 TO 1954 . . . . .                             | 1 752  | 24                | 43                 | 161                | 480                  | 434                  | 237                  | 145                  | 124                  | 104              | 13 500           |
| 1940 TO 1949 . . . . .                             | 2 341  | 72                | 96                 | 178                | 552                  | 558                  | 304                  | 292                  | 173                  | 116              | 13 700           |
| 1939 OR EARLIER . . . . .                          | 14 820 | 942               | 3 453              | 4 447              | 3 218                | 1 315                | 553                  | 371                  | 329                  | 192              | 9 200            |
| CONDITION AND PLUMBING                             |        |                   |                    |                    |                      |                      |                      |                      |                      |                  |                  |
| SOUND . . . . .                                    | 17 789 | 487               | 2 696              | 4 420              | 4 363                | 2 525                | 1 298                | 864                  | 689                  | 447              | 10 700           |
| WITH ALL PLUMBING FACILITIES . . . . .             | 17 725 | 462               | 2 685              | 4 408              | 4 355                | 2 521                | 1 294                | 864                  | 689                  | 447              | 10 800           |
| LACKING SOME OR ALL FACILITIES . . . . .           | 64     | 25                | 11                 | 12                 | 8                    | 4                    | 4                    | ...                  | ...                  | ...              | ...              |
| DETERIORATING . . . . .                            | 1 809  | 362               | 834                | 419                | 133                  | 49                   | 4                    | 4                    | 4                    | 4                | 6 600            |
| WITH ALL PLUMBING FACILITIES . . . . .             | 1 749  | 333               | 811                | 419                | 129                  | 45                   | 4                    | 4                    | 4                    | 4                | 6 700            |
| LACKING SOME OR ALL FACILITIES . . . . .           | 60     | 29                | 23                 | ...                | ...                  | ...                  | ...                  | ...                  | ...                  | ...              | ...              |
| DILAPIDATED . . . . .                              | 332    | 201               | 82                 | 41                 | 8                    | ...                  | ...                  | ...                  | ...                  | ...              | 5 000-           |
| AIR CONDITIONING                                   |        |                   |                    |                    |                      |                      |                      |                      |                      |                  |                  |
| ROOM UNIT(S) . . . . .                             | 875    | ...               | 41                 | 160                | 219                  | 163                  | 125                  | 84                   | 42                   | 41               | ...              |
| CENTRAL SYSTEM . . . . .                           | 106    | ...               | ...                | ...                | 20                   | 43                   | ...                  | ...                  | 22                   | 21               | ...              |
| NONE . . . . .                                     | 18 877 | 878               | 3 338              | 5 095              | 4 076                | 2 502                | 1 156                | 789                  | 628                  | 415              | 10 100           |
| PERSONS  |        |                   |                    |                    |                      |                      |                      |                      |                      |                  |                  |
| 1 PERSON . . . . .                                 | 1 687  | 157               | 387                | 484                | 300                  | 182                  | 77                   | 65                   | 19                   | 16               | 9 000            |
| 2 PERSONS . . . . .                                | 6 086  | 327               | 1 078              | 1 404              | 1 356                | 809                  | 396                  | 279                  | 260                  | 177              | 10 400           |
| 3 PERSONS . . . . .                                | 4 016  | 163               | 660                | 1 043              | 961                  | 484                  | 308                  | 158                  | 160                  | 79               | 10 400           |
| 4 PERSONS . . . . .                                | 3 490  | 115               | 581                | 896                | 759                  | 502                  | 284                  | 169                  | 108                  | 76               | 10 500           |
| 5 PERSONS . . . . .                                | 2 272  | 104               | 345                | 473                | 584                  | 364                  | 151                  | 118                  | 72                   | 61               | 10 900           |
| 6 PERSONS OR MORE . . . . .                        | 2 379  | 184               | 561                | 580                | 544                  | 233                  | 86                   | 79                   | 70                   | 42               | 9 400            |
| MEDIAN . . . . .                                   | 3.0    | 2.8               | 3.0                | 3.0                | 3.1                  | 3.1                  | 3.1                  | 3.1                  | 2.9                  | 2.9              | ...              |
| PERSONS PER ROOM                                   |        |                   |                    |                    |                      |                      |                      |                      |                      |                  |                  |
| 0.50 OR LESS . . . . .                             | 10 520 | 537               | 1 878              | 2 582              | 2 304                | 1 287                | 685                  | 487                  | 451                  | 309              | 10 300           |
| 0.51 TO 1.00 . . . . .                             | 8 198  | 369               | 1 389              | 2 070              | 1 902                | 1 172                | 579                  | 357                  | 218                  | 142              | 10 400           |
| 1.01 OR MORE . . . . .                             | 1 212  | 144               | 345                | 228                | 298                  | 115                  | 38                   | 24                   | 20                   | ...              | 8 800            |
| HOUSEHOLD COMPOSITION                              |        |                   |                    |                    |                      |                      |                      |                      |                      |                  |                  |
| TWO-OR-MORE-PERSON HOUSEHOLDS . . . . .            | 18 243 | 893               | 3 225              | 4 396              | 4 204                | 2 392                | 1 225                | 803                  | 670                  | 435              | 10 400           |
| MALE HEAD, WIFE PRESENT, NO NONRELATIVES . . . . . | 15 125 | 649               | 2 473              | 3 628              | 3 605                | 2 086                | 1 052                | 702                  | 563                  | 367              | 10 600           |
| UNDER 45 YEARS . . . . .                           | 6 131  | 208               | 900                | 1 397              | 1 634                | 1 004                | 464                  | 246                  | 162                  | 116              | 10 900           |
| 45 TO 64 YEARS . . . . .                           | 6 366  | 274               | 1 100              | 1 566              | 1 426                | 768                  | 461                  | 327                  | 274                  | 170              | 10 400           |
| 65 YEARS AND OVER . . . . .                        | 2 628  | 167               | 473                | 665                | 545                  | 314                  | 127                  | 129                  | 127                  | 81               | 10 000           |
| OTHER MALE HEAD . . . . .                          | 1 077  | 98                | 264                | 302                | 195                  | 95                   | 43                   | 28                   | 28                   | 24               | 9 000            |
| UNDER 65 YEARS . . . . .                           | 641    | 62                | 157                | 171                | 91                   | 68                   | 32                   | 12                   | 24                   | 24               | 9 000            |
| 65 YEARS AND OVER . . . . .                        | 436    | 36                | 107                | 131                | 104                  | 27                   | 11                   | 16                   | 4                    | ...              | 8 900            |
| FEMALE HEAD . . . . .                              | 2 041  | 146               | 488                | 466                | 404                  | 211                  | 130                  | 73                   | 79                   | 44               | 9 600            |
| UNDER 65 YEARS . . . . .                           | 1 220  | 107               | 307                | 272                | 255                  | 127                  | 63                   | 41                   | 28                   | 20               | 9 300            |
| 65 YEARS AND OVER . . . . .                        | 821    | 39                | 181                | 194                | 149                  | 84                   | 67                   | 32                   | 51                   | 24               | 10 000           |
| ONE-PERSON HOUSEHOLDS . . . . .                    | 1 687  | 157               | 387                | 484                | 300                  | 182                  | 77                   | 65                   | 19                   | 16               | 9 000            |
| UNDER 65 YEARS . . . . .                           | 744    | 70                | 152                | 228                | 152                  | 89                   | 21                   | 16                   | 8                    | 8                | 9 100            |
| 65 YEARS AND OVER . . . . .                        | 943    | 87                | 235                | 256                | 148                  | 93                   | 56                   | 49                   | 11                   | 8                | 9 000            |
| YEAR MOVED INTO UNIT                               |        |                   |                    |                    |                      |                      |                      |                      |                      |                  |                  |
| 1959 TO MARCH 1960 . . . . .                       | 1 424  | 80                | 199                | 359                | 312                  | 217                  | 91                   | 74                   | 72                   | 20               | 10 600           |
| 1958 . . . . .                                     | 980    | 31                | 155                | 181                | 274                  | 124                  | 77                   | 66                   | 44                   | 28               | 11 100           |
| 1950 TO 1957 . . . . .                             | 7 522  | 347               | 1 027              | 1 596              | 1 774                | 1 227                | 671                  | 374                  | 281                  | 225              | 11 100           |
| 1940 TO 1949 . . . . .                             | 5 176  | 288               | 1 075              | 1 322              | 1 132                | 578                  | 278                  | 216                  | 170                  | 117              | 9 800            |
| 1939 OR EARLIER . . . . .                          | 4 828  | 304               | 1 156              | 1 422              | 1 012                | 428                  | 185                  | 138                  | 122                  | 61               | 9 200            |

Table B-2.—GROSS RENT OF RENTER-OCCUPIED HOUSING UNITS, FOR THE CITY: 1960

[Based on sample; median not shown where base is insufficient; see text. Plus (+) or minus (-) after number indicates median above or below that number]

| SUBJECT                            | TOTAL  | GROSS RENT     |              |              |              |              |              |              |                |               |       | NO CASH RENT | MEDIAN (DOLLARS) |
|------------------------------------|--------|----------------|--------------|--------------|--------------|--------------|--------------|--------------|----------------|---------------|-------|--------------|------------------|
|                                    |        | LESS THAN \$30 | \$30 TO \$39 | \$40 TO \$49 | \$50 TO \$59 | \$60 TO \$69 | \$70 TO \$79 | \$80 TO \$89 | \$100 TO \$119 | \$120 OR MORE |       |              |                  |
| RENTER-OCCUPIED UNITS. . . . .     | 13 332 | 346            | 630          | 1 523        | 2 117        | 2 570        | 2 119        | 2 256        | 847            | 351           | 573   | 67           |                  |
| ROOMS                              |        |                |              |              |              |              |              |              |                |               |       |              |                  |
| 1 ROOM . . . . .                   | 653    | 204            | 217          | 71           | 65           | 35           | 12           | 13           | ..             | 8             | 28    | 35           |                  |
| 2 ROOMS . . . . .                  | 1 092  | 75             | 185          | 365          | 286          | 102          | 19           | 28           | 4              | ..            | 28    | 47           |                  |
| 3 ROOMS . . . . .                  | 3 463  | 30             | 113          | 558          | 878          | 922          | 489          | 279          | 52             | 16            | 126   | 61           |                  |
| 4 ROOMS . . . . .                  | 3 348  | 16             | 74           | 387          | 508          | 749          | 715          | 569          | 182            | 45            | 103   | 69           |                  |
| 5 ROOMS . . . . .                  | 2 342  | 9              | 21           | 74           | 127          | 203          | 269          | 582          | 204            | 81            | 86    | 76           |                  |
| 6 ROOMS . . . . .                  | 1 674  | 4              | 12           | 44           | 37           | 53           | 101          | 194          | 142            | 78            | 87    | 85           |                  |
| 7 ROOMS OR MORE . . . . .          | 760    | 8              | 8            | 24           | ..           | ..           | ..           | ..           | ..             | ..            | 115   | 89           |                  |
| MEDIAN . . . . .                   | 3.9    | 1.3            | 2.0          | 3.1          | 3.3          | 3.8          | 4.3          | 4.9          | 5.4            | 5.7           | 4.5   | ..           |                  |
| BEDROOMS                           |        |                |              |              |              |              |              |              |                |               |       |              |                  |
| NONE . . . . .                     | 827    | 240            | 346          | 103          | 40           | 40           | 19           | ..           | ..             | ..            | 39    | ..           |                  |
| 1 . . . . .                        | 5 481  | 56             | 377          | 1 102        | 1 225        | 1 271        | 825          | 411          | 41             | 19            | 154   | 59           |                  |
| 2 . . . . .                        | 4 241  | 37             | 67           | 326          | 407          | 935          | 985          | 777          | 388            | 146           | 173   | 73           |                  |
| 3 OR MORE . . . . .                | 2 703  | ..             | ..           | 76           | 189          | 342          | 512          | 767          | 422            | 161           | 234   | 83           |                  |
| BATHROOMS                          |        |                |              |              |              |              |              |              |                |               |       |              |                  |
| 1 . . . . .                        | 11 008 | 113            | 274          | 1 024        | 1 736        | 2 339        | 1 951        | 2 146        | 728            | 266           | 431   | 69           |                  |
| MORE THAN 1 . . . . .              | 629    | 5              | ..           | 47           | 70           | 55           | 45           | 139          | 97             | 79            | 92    | 87           |                  |
| SHARED OR NONE . . . . .           | 1 695  | 222            | 328          | 434          | 387          | 184          | 56           | 35           | 6              | 5             | 38    | 46           |                  |
| YEAR STRUCTURE BUILT               |        |                |              |              |              |              |              |              |                |               |       |              |                  |
| 1959 TO MARCH 1960 . . . . .       | 47     | ..             | 4            | 4            | 4            | 5            | 5            | 4            | 9              | 12            | ..    | ..           |                  |
| 1955 TO 1958 . . . . .             | 197    | ..             | ..           | 4            | 4            | 4            | 4            | 90           | 54             | 37            | ..    | ..           |                  |
| 1950 TO 1954 . . . . .             | 311    | ..             | 7            | 15           | 13           | 19           | 13           | 97           | 93             | 26            | 28    | 95           |                  |
| 1940 TO 1949 . . . . .             | 958    | 4              | 12           | 131          | 99           | 183          | 169          | 164          | 98             | 61            | 37    | 72           |                  |
| 1939 OR EARLIER . . . . .          | 11 819 | 342            | 607          | 1 369        | 1 997        | 2 359        | 1 928        | 1 901        | 593            | 215           | 508   | 66           |                  |
| CONDITION AND PLUMBING             |        |                |              |              |              |              |              |              |                |               |       |              |                  |
| SOUND . . . . .                    | 9 136  | 146            | 325          | 713          | 1 275        | 1 842        | 1 582        | 1 761        | 698            | 330           | 464   | 70           |                  |
| WITH ALL PLUMBING FACIL. . . . .   | 8 367  | 44             | 174          | 509          | 1 143        | 1 742        | 1 555        | 1 749        | 693            | 326           | 432   | 72           |                  |
| LACKING SOME OR ALL FACIL. . . . . | 769    | 102            | 151          | 204          | 132          | 100          | 27           | 12           | 5              | 4             | 32    | 46           |                  |
| DETERIORATING . . . . .            | 3 419  | 157            | 217          | 718          | 615          | 614          | 459          | 417          | 122            | 16            | 84    | 59           |                  |
| WITH ALL PLUMBING FACIL. . . . .   | 2 736  | 46             | 86           | 541          | 470          | 543          | 439          | 397          | 122            | 16            | 76    | 63           |                  |
| LACKING SOME OR ALL FACIL. . . . . | 683    | 111            | 131          | 177          | 145          | 71           | 20           | 20           | ..             | ..            | 8     | 45           |                  |
| DILAPIDATED . . . . .              | 777    | 43             | 88           | 92           | 227          | 114          | 78           | 78           | 27             | 5             | 25    | 57           |                  |
| INCOME IN 1959 <sup>1</sup>        |        |                |              |              |              |              |              |              |                |               |       |              |                  |
| LESS THAN \$2,000 . . . . .        | 2 992  | 195            | 344          | 531          | 596          | 504          | 277          | 261          | 81             | 29            | 174   | 56           |                  |
| \$2,000 TO \$2,999 . . . . .       | 1 500  | 43             | 53           | 248          | 306          | 300          | 255          | 187          | 54             | 17            | 37    | 63           |                  |
| \$3,000 TO \$3,999 . . . . .       | 1 679  | 15             | 62           | 242          | 371          | 397          | 241          | 221          | 45             | 28            | 57    | 63           |                  |
| \$4,000 TO \$4,999 . . . . .       | 1 899  | 25             | 74           | 220          | 262          | 439          | 331          | 336          | 94             | 36            | 82    | 67           |                  |
| \$5,000 TO \$5,999 . . . . .       | 1 812  | 25             | 28           | 123          | 251          | 365          | 410          | 385          | 136            | 28            | 61    | 72           |                  |
| \$6,000 TO \$6,999 . . . . .       | 1 216  | 21             | 32           | 64           | 100          | 239          | 227          | 285          | 134            | 31            | 83    | 75           |                  |
| \$7,000 TO \$7,999 . . . . .       | 717    | 10             | 16           | 30           | 68           | 106          | 127          | 224          | 87             | 22            | 27    | 79           |                  |
| \$8,000 TO \$9,999 . . . . .       | 845    | 8              | 12           | 42           | 112          | 141          | 146          | 216          | 105            | 39            | 24    | 77           |                  |
| \$10,000 TO \$14,999 . . . . .     | 529    | 4              | 9            | 15           | 51           | 67           | 89           | 110          | 102            | 58            | 24    | 83           |                  |
| \$15,000 OR MORE . . . . .         | 143    | ..             | ..           | 8            | ..           | 12           | 16           | 31           | 9              | 63            | 4     | ..           |                  |
| MEDIAN . . . . . DOLLARS . . . . . | 4 300  | 2 000-         | 2 000-       | 2 900        | 3 400        | 4 200        | 4 900        | 5 300        | 6 100          | 7 300         | 4 200 | ..           |                  |
| GROSS RENT AS PERCENTAGE OF INCOME |        |                |              |              |              |              |              |              |                |               |       |              |                  |
| LESS THAN 10 PERCENT . . . . .     | 1 410  | 119            | 163          | 238          | 266          | 253          | 177          | 117          | 34             | 43            | ..    | 57           |                  |
| 10 TO 14 PERCENT . . . . .         | 2 578  | 31             | 75           | 346          | 471          | 601          | 441          | 434          | 117            | 62            | ..    | 66           |                  |
| 15 TO 19 PERCENT . . . . .         | 2 611  | 25             | 44           | 222          | 379          | 558          | 542          | 595          | 197            | 49            | ..    | 71           |                  |
| 20 TO 24 PERCENT . . . . .         | 1 618  | 30             | 38           | 133          | 211          | 318          | 296          | 333          | 203            | 56            | ..    | 73           |                  |
| 25 TO 34 PERCENT . . . . .         | 1 551  | 35             | 89           | 170          | 264          | 244          | 310          | 264          | 310            | 203           | ..    | 69           |                  |
| 35 PERCENT OR MORE . . . . .       | 2 685  | 85             | 183          | 364          | 489          | 528          | 372          | 429          | 158            | 77            | ..    | 64           |                  |
| NOT COMPUTED . . . . .             | 879    | 21             | 38           | 50           | 37           | 68           | 27           | 38           | 14             | 13            | 573   | 61           |                  |
| AIR CONDITIONING                   |        |                |              |              |              |              |              |              |                |               |       |              |                  |
| ROOM UNIT(S) . . . . .             | 155    | ..             | ..           | 37           | ..           | 19           | 20           | ..           | 20             | 41            | 18    | ..           |                  |
| CENTRAL SYSTEM . . . . .           | 36     | ..             | ..           | ..           | ..           | ..           | ..           | 14           | 22             | ..            | ..    | ..           |                  |
| NONE . . . . .                     | 13 061 | 333            | 790          | 1 570        | 1 861        | 2 569        | 2 321        | 1 941        | 809            | 285           | 582   | 67           |                  |
| PERSONS                            |        |                |              |              |              |              |              |              |                |               |       |              |                  |
| 1 PERSON . . . . .                 | 3 045  | 285            | 416          | 533          | 571          | 502          | 229          | 204          | 86             | 42            | 177   | 54           |                  |
| 2 PERSONS . . . . .                | 3 661  | 28             | 82           | 417          | 700          | 849          | 581          | 595          | 172            | 88            | 149   | 66           |                  |
| 3 PERSONS . . . . .                | 2 548  | 29             | 62           | 205          | 417          | 502          | 528          | 450          | 204            | 64            | 87    | 70           |                  |
| 4 PERSONS . . . . .                | 1 879  | 4              | 29           | 224          | 180          | 365          | 364          | 442          | 160            | 50            | 61    | 73           |                  |
| 5 PERSONS . . . . .                | 1 006  | ..             | 8            | 69           | 120          | 207          | 180          | 249          | 76             | 37            | 60    | 74           |                  |
| 6 PERSONS OR MORE . . . . .        | 1 193  | ..             | 33           | 75           | 129          | 145          | 237          | 316          | 149            | 70            | 39    | 78           |                  |
| MEDIAN . . . . .                   | 2.5    | 1.1            | 1.3          | 2.0          | 2.2          | 2.4          | 3.0          | 3.2          | 3.3            | 3.2           | 2.2   | ..           |                  |
| PERSONS PER ROOM                   |        |                |              |              |              |              |              |              |                |               |       |              |                  |
| 0.50 OR LESS . . . . .             | 5 002  | 101            | 238          | 651          | 839          | 984          | 673          | 755          | 305            | 162           | 294   | 65           |                  |
| 0.51 TO 1.00 . . . . .             | 6 572  | 229            | 312          | 607          | 957          | 1 292        | 1 129        | 1 215        | 458            | 151           | 222   | 68           |                  |
| 1.01 OR MORE . . . . .             | 1 758  | 16             | 80           | 265          | 321          | 294          | 317          | 286          | 84             | 38            | 57    | 66           |                  |
| YEAR MOVED INTO UNIT               |        |                |              |              |              |              |              |              |                |               |       |              |                  |
| 1959 TO MARCH 1960 . . . . .       | 5 666  | 103            | 221          | 675          | 857          | 1 225        | 916          | 989          | 436            | 156           | 88    | 68           |                  |
| 1958 . . . . .                     | 2 011  | 41             | 85           | 172          | 313          | 309          | 383          | 456          | 144            | 73            | 35    | 72           |                  |
| 1950 TO 1957 . . . . .             | 4 160  | 143            | 212          | 497          | 688          | 784          | 637          | 637          | 229            | 105           | 228   | 65           |                  |
| 1940 TO 1949 . . . . .             | 1 015  | 46             | 80           | 102          | 180          | 191          | 144          | 100          | 38             | 13            | 121   | 62           |                  |
| 1939 OR EARLIER . . . . .          | 480    | 13             | 32           | 77           | 79           | 61           | 39           | 74           | ..             | 4             | 101   | 59           |                  |

<sup>1</sup> INCOME OF PRIMARY FAMILIES AND INDIVIDUALS.

Table B-3.—INCOME IN 1959 OF PRIMARY FAMILIES AND INDIVIDUALS IN OWNER- AND RENTER-OCCUPIED HOUSING UNITS, FOR THE CITY: 1960

[Based on sample; median not shown where base is insufficient; see text. Plus (+) or minus (-) after number indicates median above or below that number]

Table with 13 columns: SUBJECT, TOTAL, LESS THAN \$2,000, \$2,000 TO \$2,999, \$3,000 TO \$3,999, \$4,000 TO \$4,999, \$5,000 TO \$5,999, \$6,000 TO \$6,999, \$7,000 TO \$7,999, \$8,000 TO \$8,999, \$10,000 TO \$14,999, \$15,000 OR MORE, and MEDIAN (DOLLARS). Rows are categorized by unit type (Owner-occupied and Renter-occupied) and various characteristics like year built, value, air conditioning, automobiles, persons, and income.

Table B-4.—CONDITION AND PLUMBING FACILITIES FOR OWNER- AND RENTER-OCCUPIED HOUSING UNITS, FOR THE CITY: 1960

[Based on sample; see text. Median not shown where base is less than 200; plus (+) or minus (-) after number indicates median above or below that number]

| SUBJECT                            | TOTAL  | CONDITION AND PLUMBING FACILITIES |                              |                                |               |                              |                                | DILAPIDATED |
|------------------------------------|--------|-----------------------------------|------------------------------|--------------------------------|---------------|------------------------------|--------------------------------|-------------|
|                                    |        | SOUND                             |                              |                                | DETERIORATING |                              |                                |             |
|                                    |        | TOTAL                             | WITH ALL PLUMBING FACILITIES | LACKING SOME OR ALL FACILITIES | TOTAL         | WITH ALL PLUMBING FACILITIES | LACKING SOME OR ALL FACILITIES |             |
| OWNER-OCCUPIED UNITS . . . . .     | 22 224 | 19 730                            | 19 496                       | 234                            | 2 084         | 1 961                        | 123                            | 410         |
| YEAR STRUCTURE BUILT               |        |                                   |                              |                                |               |                              |                                |             |
| 1959 TO MARCH 1960 . . . . .       | 132    | 128                               | 128                          | ...                            | ...           | ...                          | ...                            | 4           |
| 1955 TO 1958 . . . . .             | 941    | 917                               | 913                          | 4                              | 8             | 8                            | ...                            | 16          |
| 1950 TO 1954 . . . . .             | 1 808  | 1 768                             | 1 764                        | 4                              | 32            | 32                           | ...                            | 8           |
| 1940 TO 1949 . . . . .             | 2 434  | 2 329                             | 2 317                        | 12                             | 81            | 65                           | 16                             | 24          |
| 1939 OR EARLIER . . . . .          | 16 909 | 14 588                            | 14 374                       | 214                            | 1 963         | 1 856                        | 107                            | 358         |
| INCOME IN 1959 <sup>1</sup>        |        |                                   |                              |                                |               |                              |                                |             |
| LESS THAN \$2,000 . . . . .        | 3 176  | 2 602                             | 2 513                        | 89                             | 469           | 417                          | 52                             | 105         |
| \$2,000 TO \$2,999 . . . . .       | 1 498  | 1 280                             | 1 252                        | 28                             | 157           | 149                          | 8                              | 61          |
| \$3,000 TO \$3,999 . . . . .       | 1 616  | 1 366                             | 1 350                        | 16                             | 199           | 187                          | 12                             | 51          |
| \$4,000 TO \$4,999 . . . . .       | 2 385  | 2 029                             | 2 004                        | 25                             | 305           | 286                          | 19                             | 51          |
| \$5,000 TO \$5,999 . . . . .       | 2 952  | 2 641                             | 2 616                        | 25                             | 259           | 243                          | 16                             | 52          |
| \$6,000 TO \$6,999 . . . . .       | 2 595  | 2 370                             | 2 360                        | 10                             | 195           | 191                          | 4                              | 30          |
| \$7,000 TO \$7,999 . . . . .       | 2 206  | 2 018                             | 2 014                        | 4                              | 184           | 184                          | ...                            | 4           |
| \$8,000 TO \$9,999 . . . . .       | 2 739  | 2 553                             | 2 521                        | 32                             | 157           | 153                          | 4                              | 29          |
| \$10,000 TO \$14,999 . . . . .     | 2 306  | 2 147                             | 2 142                        | 5                              | 136           | 128                          | 8                              | 23          |
| \$15,000 OR MORE . . . . .         | 751    | 724                               | 724                          | ...                            | 23            | 23                           | ...                            | 4           |
| MEDIAN . . . . . DOLLARS . . . . . | 5 800  | 6 000                             | 6 000                        | 3 000                          | 4 700         | 4 800                        | ...                            | 3 800       |
| VALUE-INCOME RATIO                 |        |                                   |                              |                                |               |                              |                                |             |
| TOTAL . . . . .                    | 19 930 | 17 789                            | 17 725                       | 64                             | 1 809         | 1 749                        | 60                             | 332         |
| LESS THAN 1.5 . . . . .            | 7 881  | 6 738                             | 6 717                        | 21                             | 957           | 941                          | 16                             | 186         |
| 1.5 TO 1.9 . . . . .               | 3 737  | 3 453                             | 3 437                        | 16                             | 236           | 228                          | 8                              | 48          |
| 2.0 TO 2.4 . . . . .               | 2 298  | 2 173                             | 2 173                        | ...                            | 108           | 104                          | 4                              | 17          |
| 2.5 TO 2.9 . . . . .               | 1 369  | 1 293                             | 1 289                        | 4                              | 65            | 57                           | 8                              | 11          |
| 3.0 TO 3.9 . . . . .               | 1 476  | 1 335                             | 1 331                        | 4                              | 125           | 120                          | 5                              | 16          |
| 4.0 OR MORE . . . . .              | 2 894  | 2 563                             | 2 544                        | 19                             | 281           | 266                          | 15                             | 50          |
| NOT COMPUTED . . . . .             | 275    | 234                               | 234                          | ...                            | 37            | 33                           | 4                              | 4           |
| PERSONS                            |        |                                   |                              |                                |               |                              |                                |             |
| 1 PERSON . . . . .                 | 2 320  | 1 953                             | 1 876                        | 77                             | 298           | 254                          | 44                             | 69          |
| 2 PERSONS . . . . .                | 6 953  | 6 350                             | 6 252                        | 98                             | 531           | 484                          | 47                             | 72          |
| 3 PERSONS . . . . .                | 4 353  | 3 947                             | 3 910                        | 28                             | 351           | 335                          | 16                             | 55          |
| 4 PERSONS . . . . .                | 3 727  | 3 399                             | 3 384                        | 15                             | 260           | 248                          | 12                             | 68          |
| 5 PERSONS . . . . .                | 2 402  | 2 138                             | 2 135                        | 3                              | 204           | 204                          | ...                            | 60          |
| 6 PERSONS OR MORE . . . . .        | 2 469  | 1 943                             | 1 930                        | 13                             | 440           | 436                          | 4                              | 86          |
| MEDIAN . . . . .                   | 2.9    | 2.9                               | 2.9                          | 1.9                            | 3.1           | 3.2                          | ...                            | 3.6         |
| PERSONS PER ROOM                   |        |                                   |                              |                                |               |                              |                                |             |
| 0.50 OR LESS . . . . .             | 12 030 | 10 818                            | 10 657                       | 161                            | 1 055         | 968                          | 87                             | 157         |
| 0.51 TO 1.00 . . . . .             | 8 878  | 7 950                             | 7 881                        | 69                             | 752           | 720                          | 32                             | 176         |
| 1.01 OR MORE . . . . .             | 1 316  | 962                               | 958                          | 4                              | 277           | 273                          | 4                              | 77          |
| RENTER-OCCUPIED UNITS . . . . .    | 13 332 | 9 136                             | 8 367                        | 769                            | 3 419         | 2 736                        | 683                            | 777         |
| YEAR STRUCTURE BUILT               |        |                                   |                              |                                |               |                              |                                |             |
| 1959 TO MARCH 1960 . . . . .       | 47     | 38                                | 34                           | 4                              | 9             | 5                            | 4                              | ...         |
| 1955 TO 1958 . . . . .             | 197    | 193                               | 193                          | ...                            | 4             | 4                            | ...                            | ...         |
| 1950 TO 1954 . . . . .             | 311    | 299                               | 299                          | ...                            | 8             | 8                            | ...                            | 4           |
| 1940 TO 1949 . . . . .             | 958    | 476                               | 464                          | 12                             | 458           | 442                          | 16                             | 24          |
| 1939 OR EARLIER . . . . .          | 11 819 | 8 130                             | 7 377                        | 753                            | 2 940         | 2 277                        | 663                            | 749         |
| INCOME IN 1959 <sup>1</sup>        |        |                                   |                              |                                |               |                              |                                |             |
| LESS THAN \$2,000 . . . . .        | 2 992  | 1 739                             | 1 448                        | 291                            | 984           | 633                          | 351                            | 269         |
| \$2,000 TO \$2,999 . . . . .       | 1 500  | 971                               | 908                          | 63                             | 451           | 361                          | 90                             | 78          |
| \$3,000 TO \$3,999 . . . . .       | 1 679  | 1 138                             | 1 023                        | 115                            | 413           | 330                          | 83                             | 128         |
| \$4,000 TO \$4,999 . . . . .       | 1 899  | 1 225                             | 1 131                        | 94                             | 559           | 493                          | 66                             | 115         |
| \$5,000 TO \$5,999 . . . . .       | 1 812  | 1 256                             | 1 166                        | 90                             | 469           | 418                          | 51                             | 87          |
| \$6,000 TO \$6,999 . . . . .       | 1 216  | 988                               | 923                          | 65                             | 183           | 171                          | 12                             | 45          |
| \$7,000 TO \$7,999 . . . . .       | 717    | 577                               | 556                          | 21                             | 128           | 113                          | 15                             | 12          |
| \$8,000 TO \$9,999 . . . . .       | 4 845  | 659                               | 642                          | 17                             | 152           | 137                          | 15                             | 34          |
| \$10,000 TO \$14,999 . . . . .     | 529    | 448                               | 435                          | 13                             | 72            | 72                           | ...                            | 9           |
| \$15,000 OR MORE . . . . .         | 143    | 135                               | 135                          | ...                            | 8             | 8                            | ...                            | ...         |
| MEDIAN . . . . . DOLLARS . . . . . | 4 300  | 4 600                             | 4 700                        | 3 300                          | 3 700         | 4 100                        | 2 000-                         | 3 300       |
| GROSS RENT AS PERCENTAGE OF INCOME |        |                                   |                              |                                |               |                              |                                |             |
| TOTAL . . . . .                    | 13 332 | 9 136                             | 8 367                        | 769                            | 3 419         | 2 736                        | 683                            | 777         |
| LESS THAN 10 PERCENT . . . . .     | 1 410  | 972                               | 856                          | 116                            | 363           | 270                          | 93                             | 75          |
| 10 TO 14 PERCENT . . . . .         | 2 578  | 1 881                             | 1 710                        | 171                            | 555           | 476                          | 79                             | 142         |
| 15 TO 19 PERCENT . . . . .         | 2 611  | 1 814                             | 1 686                        | 128                            | 679           | 613                          | 66                             | 118         |
| 20 TO 24 PERCENT . . . . .         | 1 618  | 1 074                             | 1 023                        | 51                             | 459           | 369                          | 90                             | 85          |
| 25 TO 34 PERCENT . . . . .         | 1 551  | 1 091                             | 1 010                        | 81                             | 385           | 295                          | 90                             | 75          |
| 35 PERCENT OR MORE . . . . .       | 2 685  | 1 692                             | 1 518                        | 174                            | 765           | 557                          | 208                            | 228         |
| NOT COMPUTED . . . . .             | 879    | 612                               | 564                          | 48                             | 213           | 156                          | 57                             | 54          |
| PERSONS                            |        |                                   |                              |                                |               |                              |                                |             |
| 1 PERSON . . . . .                 | 3 045  | 2 133                             | 1 688                        | 445                            | 779           | 427                          | 352                            | 133         |
| 2 PERSONS . . . . .                | 3 661  | 2 822                             | 2 659                        | 163                            | 654           | 518                          | 136                            | 185         |
| 3 PERSONS . . . . .                | 2 548  | 1 817                             | 1 734                        | 83                             | 591           | 510                          | 81                             | 140         |
| 4 PERSONS . . . . .                | 1 879  | 1 251                             | 1 192                        | 59                             | 537           | 485                          | 52                             | 91          |
| 5 PERSONS . . . . .                | 1 006  | 578                               | 567                          | 11                             | 360           | 318                          | 42                             | 68          |
| 6 PERSONS OR MORE . . . . .        | 1 193  | 535                               | 527                          | 8                              | 498           | 478                          | 20                             | 160         |
| MEDIAN . . . . .                   | 2.5    | 2.4                               | 2.4                          | 1.4                            | 3.0           | 3.3                          | 1.5                            | 3.0         |
| PERSONS PER ROOM                   |        |                                   |                              |                                |               |                              |                                |             |
| 0.50 OR LESS . . . . .             | 5 002  | 3 896                             | 3 654                        | 242                            | 924           | 748                          | 176                            | 182         |
| 0.51 TO 1.00 . . . . .             | 6 572  | 4 494                             | 4 058                        | 436                            | 1 694         | 1 310                        | 384                            | 384         |
| 1.01 OR MORE . . . . .             | 1 758  | 746                               | 655                          | 91                             | 801           | 678                          | 123                            | 211         |

<sup>1</sup> INCOME OF PRIMARY FAMILIES AND INDIVIDUALS.

Table B-5.—ROOMS IN OWNER- AND RENTER-OCCUPIED HOUSING UNITS, FOR THE CITY: 1960

[Based on sample; median not shown where base is insufficient; see text. Plus (+) after number indicates median above that number]

| SUBJECT                                   | TOTAL  | 1 ROOM | 2 ROOMS | 3 ROOMS | 4 ROOMS | 5 ROOMS | 6 ROOMS | 7 ROOMS | 8 ROOMS OR MORE | MEDIAN |
|---|--------|--------|---------|---------|---------|---------|---------|---------|-----------------|--------|
| <b>OWNER-OCCUPIED UNITS</b> . . . . .     | 22 224 | 16     | 70      | 597     | 2 534   | 5 600   | 8 525   | 2 987   | 1 895           | 5.8    |
| <b>BEDROOMS</b>                           |        |        |         |         |         |         |         |         |                 |        |
| 0 TO 2 . . . . .                          | 8 163  | 19     | 41      | 736     | 2 679   | 3 668   | 772     | 173     | 75              | 4.7    |
| 3 . . . . .                               | 11 517 | ...    | ...     | ...     | 212     | 2 104   | 6 904   | 1 662   | 635             | 6.0    |
| 4 OR MORE . . . . .                       | 2 624  | ...    | ...     | ...     | 110     | 64      | 405     | 952     | 1 093           | 7.3    |
| <b>BATHROOMS</b>                          |        |        |         |         |         |         |         |         |                 |        |
| 1 . . . . .                               | 17 674 | 15     | 44      | 412     | 2 072   | 4 943   | 7 185   | 2 072   | 931             | 5.7    |
| MORE THAN 1 . . . . .                     | 4 142  | ...    | 5       | 40      | 267     | 554     | 1 404   | 912     | 960             | 6.4    |
| SHARED OR NONE . . . . .                  | 408    | ...    | 28      | 102     | 111     | 76      | 51      | 10      | 30              | 4.2    |
| <b>YEAR STRUCTURE BUILT</b>               |        |        |         |         |         |         |         |         |                 |        |
| 1959 TO MARCH 1960 . . . . .              | 132    | ...    | ...     | ...     | 12      | 85      | 19      | 16      | ...             | ...    |
| 1955 TO 1958 . . . . .                    | 941    | ...    | 4       | 32      | 244     | 376     | 245     | 28      | 12              | 5.0    |
| 1950 TO 1954 . . . . .                    | 1 808  | 4      | 4       | 29      | 497     | 730     | 376     | 132     | 36              | 5.0    |
| 1940 TO 1949 . . . . .                    | 2 434  | 4      | 17      | 22      | 511     | 884     | 725     | 203     | 68              | 5.3    |
| 1939 OR EARLIER . . . . .                 | 16 909 | 8      | 45      | 514     | 1 270   | 3 525   | 7 160   | 2 608   | 1 779           | 5.9    |
| <b>CONDITION AND PLUMBING</b>             |        |        |         |         |         |         |         |         |                 |        |
| SOUND . . . . .                           | 19 730 | 12     | 59      | 487     | 2 194   | 4 901   | 7 784   | 2 602   | 1 691           | 5.8    |
| WITH ALL PLUMBING FACILITIES . . . . .    | 19 496 | 12     | 40      | 417     | 2 148   | 4 871   | 7 745   | 2 598   | 1 665           | 5.8    |
| LACKING SOME OR ALL FACILITIES . . . . .  | 234    | ...    | 19      | 70      | 46      | 30      | 39      | 4       | 26              | 4.1    |
| DETERIORATING . . . . .                   | 2 084  | ...    | 3       | 89      | 273     | 587     | 626     | 361     | 175             | 5.7    |
| WITH ALL PLUMBING FACILITIES . . . . .    | 1 961  | ...    | ...     | 61      | 231     | 532     | 614     | 352     | 171             | 5.8    |
| LACKING SOME OR ALL FACILITIES . . . . .  | 123    | ...    | 3       | 28      | 42      | 25      | 12      | 9       | 4               | ...    |
| DILAPIDATED . . . . .                     | 410    | 4      | 8       | 21      | 67      | 142     | 115     | 24      | 29              | 5.2    |
| <b>VALUE-INCOME RATIO</b>                 |        |        |         |         |         |         |         |         |                 |        |
| TOTAL . . . . .                           | 19 930 | ...    | 25      | 180     | 1 893   | 5 080   | 8 129   | 2 867   | 1 756           | 5.8    |
| LESS THAN 1.5 . . . . .                   | 7 881  | ...    | 9       | 58      | 552     | 2 091   | 3 310   | 1 170   | 691             | 5.9    |
| 1.5 TO 1.9 . . . . .                      | 3 737  | ...    | 4       | 24      | 401     | 975     | 1 615   | 452     | 266             | 5.8    |
| 2.0 TO 2.9 . . . . .                      | 3 667  | ...    | ...     | 16      | 388     | 994     | 1 438   | 510     | 321             | 5.8    |
| 3.0 OR MORE . . . . .                     | 4 370  | ...    | 12      | 79      | 512     | 962     | 1 652   | 703     | 450             | 5.9    |
| NOT COMPUTED . . . . .                    | 275    | ...    | ...     | 3       | 40      | 58      | 114     | 32      | 28              | 5.8    |
| <b>PERSONS</b>                            |        |        |         |         |         |         |         |         |                 |        |
| 1 PERSON . . . . .                        | 2 320  | 8      | 51      | 304     | 451     | 534     | 629     | 238     | 105             | 5.1    |
| 2 PERSONS . . . . .                       | 6 953  | 8      | 15      | 205     | 1 015   | 1 758   | 2 686   | 775     | 491             | 5.7    |
| 3 PERSONS . . . . .                       | 4 353  | ...    | 4       | 53      | 486     | 1 162   | 1 744   | 538     | 366             | 5.8    |
| 4 PERSONS . . . . .                       | 3 727  | ...    | ...     | 23      | 315     | 1 029   | 1 503   | 555     | 302             | 5.8    |
| 5 PERSONS . . . . .                       | 2 402  | ...    | ...     | 4       | 179     | 622     | 927     | 429     | 241             | 5.9    |
| 6 PERSONS OR MORE . . . . .               | 2 469  | ...    | ...     | 8       | 88      | 495     | 1 036   | 452     | 390             | 6.1    |
| MEDIAN . . . . .                          | 2.9    | ...    | ...     | 1.5     | 2.3     | 2.9     | 3.0     | 3.4     | 3.5             | ...    |
| <b>RENTER-OCCUPIED UNITS</b> . . . . .    | 13 332 | 653    | 1 092   | 3 463   | 3 348   | 2 342   | 1 674   | 453     | 307             | 3.9    |
| <b>BEDROOMS</b>                           |        |        |         |         |         |         |         |         |                 |        |
| NONE . . . . .                            | 827    | 681    | 104     | 42      | ...     | ...     | ...     | ...     | ...             | ...    |
| 1 . . . . .                               | 5 481  | ...    | 914     | 3 417   | 908     | 154     | 39      | ...     | 49              | 3.0    |
| 2 . . . . .                               | 4 241  | ...    | ...     | 248     | 2 075   | 1 467   | 371     | 38      | 42              | 4.4    |
| 3 OR MORE . . . . .                       | 2 703  | ...    | ...     | ...     | 19      | 626     | 1 286   | 371     | 401             | 6.0    |
| <b>BATHROOMS</b>                          |        |        |         |         |         |         |         |         |                 |        |
| 1 . . . . .                               | 11 008 | 125    | 621     | 3 000   | 3 029   | 2 220   | 1 500   | 375     | 138             | 4.1    |
| MORE THAN 1 . . . . .                     | 629    | ...    | 21      | 44      | 136     | 90      | 152     | 75      | 111             | 5.7    |
| SHARED OR NONE . . . . .                  | 1 695  | 509    | 468     | 382     | 246     | 48      | 15      | 16      | 11              | 2.2    |
| <b>YEAR STRUCTURE BUILT</b>               |        |        |         |         |         |         |         |         |                 |        |
| 1959 TO MARCH 1960 . . . . .              | 47     | 8      | ...     | 13      | 22      | ...     | ...     | 4       | ...             | ...    |
| 1955 TO 1958 . . . . .                    | 197    | ...    | 9       | 68      | 75      | 34      | 11      | ...     | ...             | ...    |
| 1950 TO 1954 . . . . .                    | 311    | ...    | 12      | 43      | 153     | 60      | 43      | ...     | ...             | 4.2    |
| 1940 TO 1949 . . . . .                    | 958    | 8      | 47      | 192     | 384     | 239     | 69      | 12      | 7               | 4.1    |
| 1939 OR EARLIER . . . . .                 | 11 819 | 637    | 1 024   | 3 147   | 2 714   | 2 009   | 1 551   | 437     | 300             | 3.9    |
| <b>CONDITION AND PLUMBING</b>             |        |        |         |         |         |         |         |         |                 |        |
| SOUND . . . . .                           | 9 136  | 338    | 652     | 2 359   | 2 319   | 1 646   | 1 288   | 312     | 222             | 4.0    |
| WITH ALL PLUMBING FACILITIES . . . . .    | 8 367  | 87     | 426     | 2 159   | 2 235   | 1 643   | 1 288   | 312     | 217             | 4.2    |
| LACKING SOME OR ALL FACILITIES . . . . .  | 769    | 251    | 226     | 200     | 84      | 3       | ...     | ...     | 5               | 2.1    |
| DETERIORATING . . . . .                   | 3 419  | 263    | 336     | 915     | 876     | 535     | 320     | 125     | 49              | 3.7    |
| WITH ALL PLUMBING FACILITIES . . . . .    | 2 736  | 28     | 166     | 771     | 778     | 515     | 316     | 113     | 49              | 4.0    |
| LACKING SOME OR ALL FACILITIES . . . . .  | 683    | 235    | 170     | 144     | 98      | 20      | 4       | 12      | ...             | 2.1    |
| DILAPIDATED . . . . .                     | 777    | 52     | 104     | 189     | 153     | 161     | 66      | 16      | 36              | 3.8    |
| <b>GROSS RENT AS PERCENTAGE OF INCOME</b> |        |        |         |         |         |         |         |         |                 |        |
| TOTAL . . . . .                           | 13 332 | 653    | 1 092   | 3 463   | 3 348   | 2 342   | 1 674   | 453     | 307             | 3.9    |
| LESS THAN 10 PERCENT . . . . .            | 1 410  | 144    | 162     | 317     | 338     | 207     | 161     | 40      | 41              | 3.7    |
| 10 TO 14 PERCENT . . . . .                | 2 578  | 77     | 179     | 675     | 667     | 478     | 390     | 76      | 36              | 4.0    |
| 15 TO 19 PERCENT . . . . .                | 2 611  | 37     | 120     | 643     | 743     | 561     | 366     | 102     | 39              | 4.2    |
| 20 TO 24 PERCENT . . . . .                | 1 618  | 58     | 95      | 408     | 401     | 317     | 229     | 64      | 46              | 4.1    |
| 25 TO 34 PERCENT . . . . .                | 1 551  | 95     | 126     | 443     | 385     | 269     | 162     | 44      | 27              | 3.8    |
| 35 PERCENT OR MORE . . . . .              | 2 685  | 176    | 339     | 767     | 648     | 373     | 252     | 85      | 45              | 3.6    |
| NOT COMPUTED . . . . .                    | 879    | 66     | 71      | 210     | 166     | 137     | 114     | 42      | 73              | 4.1    |
| <b>PERSONS</b>                            |        |        |         |         |         |         |         |         |                 |        |
| 1 PERSON . . . . .                        | 3 045  | 585    | 724     | 957     | 466     | 188     | 95      | 18      | 12              | 2.7    |
| 2 PERSONS . . . . .                       | 3 661  | 60     | 219     | 1 287   | 1 065   | 593     | 289     | 90      | 58              | 3.7    |
| 3 PERSONS . . . . .                       | 2 548  | 4      | 78      | 742     | 728     | 572     | 319     | 58      | 47              | 4.1    |
| 4 PERSONS . . . . .                       | 1 879  | ...    | 42      | 312     | 588     | 436     | 409     | 73      | 19              | 4.5    |
| 5 PERSONS . . . . .                       | 1 006  | ...    | 25      | 115     | 266     | 249     | 221     | 82      | 48              | 4.9    |
| 6 PERSONS OR MORE . . . . .               | 1 193  | 4      | 4       | 50      | 235     | 304     | 341     | 132     | 123             | 5.5    |
| MEDIAN . . . . .                          | 2.5    | 1.1    | 1.3     | 2.1     | 2.7     | 3.2     | 3.8     | 4.3     | 4.9             | ...    |

Table B-6.—UNITS IN STRUCTURE FOR OWNER- AND RENTER-OCCUPIED HOUSING UNITS, FOR THE CITY: 1960

[Based on sample; median not shown where base is insufficient; see text. Plus (+) or minus (-) after number indicates median above or below that number]

| SUBJECT                                       | OWNER OCCUPIED |        |                       |               | RENTER OCCUPIED |        |         |                     |                     |                        |               | ELEVATOR<br>IN<br>STRUC-<br>TURE |
|---|----------------|--------|-----------------------|---------------|-----------------|--------|---------|---------------------|---------------------|------------------------|---------------|----------------------------------|
|   | TOTAL          | 1 UNIT | 2 UNITS<br>OR<br>MORE | TRAIL-<br>ERS | TOTAL           | 1 UNIT | 2 UNITS | 3 AND<br>4<br>UNITS | 5 TO<br>19<br>UNITS | 20<br>UNITS<br>OR MORE | TRAIL-<br>ERS |                                  |
| ALL OCCUPIED UNITS . . . . .                  | 22 224         | 20 273 | 1 906                 | 45            | 13 332          | 4 974  | 3 546   | 2 343               | 2 019               | 434                    | 16            | 147                              |
| ROOMS   |                |        |                       |               |                 |        |         |                     |                     |                        |               |                                  |
| 1 ROOM . . . . .                              | 15             | 5      | 10                    | ...           | 634             | 66     | 26      | 147                 | 182                 | 213                    | ...           | 112                              |
| 2 ROOMS . . . . .                             | 77             | 20     | 49                    | 8             | 1 110           | 171    | 188     | 344                 | 350                 | 77                     | ...           | ...                              |
| 3 ROOMS . . . . .                             | 554            | 172    | 361                   | 21            | 3 426           | 723    | 1 220   | 781                 | 612                 | 78                     | 12            | 10                               |
| 4 ROOMS . . . . .                             | 2 450          | 1 858  | 576                   | 16            | 3 411           | 911    | 1 209   | 618                 | 628                 | 41                     | 4             | 16                               |
| 5 ROOMS . . . . .                             | 5 573          | 5 149  | 424                   | ...           | 2 358           | 1 187  | 562     | 369                 | 220                 | 20                     | ...           | 9                                |
| 6 ROOMS . . . . .                             | 8 640          | 8 280  | 360                   | ...           | 1 667           | 1 315  | 261     | 53                  | 33                  | 5                      | ...           | ...                              |
| 7 ROOMS OR MORE . . . . .                     | 4 915          | 4 789  | 126                   | ...           | 726             | 601    | 80      | 31                  | 14                  | ...                    | ...           | ...                              |
| MEDIAN . . . . .                              | 5.8            | 5.9    | 4.4                   | ...           | 3.9             | 5.0    | 3.8     | 3.4                 | 3.3                 | 1.6                    | ...           | ...                              |
| YEAR STRUCTURE BUILT                          |                |        |                       |               |                 |        |         |                     |                     |                        |               |                                  |
| 1959 TO MARCH 1960 . . . . .                  | 153            | 153    | ...                   | ...           | 41              | ...    | 6       | 5                   | 21                  | 9                      | ...           | 9                                |
| 1955 TO 1958 . . . . .                        | 914            | 861    | 33                    | 20            | 175             | 32     | 43      | 25                  | 71                  | ...                    | 4             | ...                              |
| 1950 TO 1954 . . . . .                        | 1 879          | 1 840  | 30                    | 9             | 311             | 147    | 71      | ...                 | 85                  | ...                    | 8             | ...                              |
| 1940 TO 1949 . . . . .                        | 2 381          | 2 316  | 61                    | 4             | 996             | 325    | 159     | 274                 | 234                 | ...                    | 4             | ...                              |
| 1939 OR EARLIER . . . . .                     | 16 897         | 15 103 | 1 782                 | 12            | 11 809          | 4 470  | 3 267   | 2 039               | 1 608               | 425                    | ...           | 138                              |
| CONDITION AND PLUMBING                        |                |        |                       |               |                 |        |         |                     |                     |                        |               |                                  |
| SOUND . . . . .                               | 19 790         | 18 136 | 1 617                 | 37            | 9 079           | 3 272  | 2 806   | 1 440               | 1 295               | 254                    | 12            | 86                               |
| WITH ALL PLUMBING FACIL. . . . .              | 19 564         | 18 066 | 1 465                 | 33            | 8 295           | 3 156  | 2 671   | 1 201               | 1 102               | 153                    | 12            | 53                               |
| LACKING SOME OR ALL FACIL. . . . .            | 226            | 70     | 152                   | 4             | 784             | 116    | 135     | 239                 | 195                 | 101                    | ...           | 33                               |
| DETERIORATING . . . . .                       | 2 012          | 1 792  | 220                   | ...           | 3 506           | 1 337  | 636     | 750                 | 603                 | 180                    | ...           | 61                               |
| WITH ALL PLUMBING FACIL. . . . .              | 1 902          | 1 727  | 175                   | ...           | 2 834           | 1 221  | 564     | 473                 | 473                 | 38                     | ...           | ...                              |
| LACKING SOME OR ALL FACIL. . . . .            | 110            | 65     | 45                    | ...           | 672             | 116    | 72      | 212                 | 130                 | 142                    | ...           | 61                               |
| DILAPIDATED . . . . .                         | 422            | 345    | 69                    | 8             | 747             | 365    | 104     | 153                 | 121                 | ...                    | 4             | ...                              |
| GROSS RENT                                    |                |        |                       |               |                 |        |         |                     |                     |                        |               |                                  |
| TOTAL . . . . .                               | ...            | ...    | ...                   | ...           | 13 332          | 4 974  | 3 546   | 2 343               | 2 019               | 434                    | 16            | 147                              |
| LESS THAN \$30 . . . . .                      | ...            | ...    | ...                   | ...           | 340             | 65     | 26      | 87                  | 97                  | 65                     | ...           | 5                                |
| \$30 TO \$39 . . . . .                        | ...            | ...    | ...                   | ...           | 602             | 97     | 95      | 142                 | 172                 | 96                     | ...           | 47                               |
| \$40 TO \$49 . . . . .                        | ...            | ...    | ...                   | ...           | 1 505           | 369    | 301     | 408                 | 341                 | 86                     | ...           | 33                               |
| \$50 TO \$59 . . . . .                        | ...            | ...    | ...                   | ...           | 2 193           | 587    | 627     | 509                 | 427                 | 43                     | ...           | 16                               |
| \$60 TO \$69 . . . . .                        | ...            | ...    | ...                   | ...           | 2 578           | 784    | 846     | 546                 | 369                 | 25                     | 8             | 4                                |
| \$70 TO \$79 . . . . .                        | ...            | ...    | ...                   | ...           | 2 052           | 815    | 700     | 302                 | 222                 | 5                      | 8             | 10                               |
| \$80 TO \$89 . . . . .                        | ...            | ...    | ...                   | ...           | 2 320           | 1 183  | 567     | 263                 | 261                 | 46                     | ...           | 5                                |
| \$100 TO \$119 . . . . .                      | ...            | ...    | ...                   | ...           | 831             | 541    | 180     | 29                  | 65                  | 16                     | ...           | ...                              |
| \$120 OR MORE . . . . .                       | ...            | ...    | ...                   | ...           | 350             | 197    | 50      | 43                  | 35                  | 25                     | ...           | 14                               |
| NO CASH RENT . . . . .                        | ...            | ...    | ...                   | ...           | 561             | 336    | 154     | 14                  | 30                  | 27                     | ...           | 13                               |
| MEDIAN . . . . . DOLLARS . . . . .            | ...            | ...    | ...                   | ...           | 67              | 75     | 68      | 60                  | 59                  | 45                     | ...           | ...                              |
| HEATING EQUIPMENT                             |                |        |                       |               |                 |        |         |                     |                     |                        |               |                                  |
| STEAM OR HOT WATER . . . . .                  | 963            | 785    | 178                   | ...           | 2 524           | 358    | 358     | 513                 | 946                 | 349                    | ...           | 147                              |
| WARM AIR FURNACE . . . . .                    | 20 513         | 18 853 | 1 644                 | 16            | 9 207           | 3 967  | 2 864   | 1 483               | 796                 | 85                     | 12            | ...                              |
| FLOOR, WALL, OR PIPELESS<br>FURNACE . . . . . | 216            | 186    | 30                    | ...           | 251             | 79     | 73      | 62                  | 37                  | ...                    | ...           | ...                              |
| BUILT-IN ELECTRIC UNIT . . . . .              | 10             | 10     | ...                   | ...           | 46              | ...    | ...     | ...                 | 46                  | ...                    | ...           | ...                              |
| OTHER MEANS WITH FLUE . . . . .               | 487            | 418    | 44                    | 25            | 1 168           | 518    | 231     | 252                 | 163                 | ...                    | 4             | ...                              |
| OTHER MEANS WITHOUT FLUE . . . . .            | 30             | 16     | 10                    | 4             | 120             | 52     | 20      | 23                  | 25                  | ...                    | ...           | ...                              |
| NONE . . . . .                                | 5              | 5      | ...                   | ...           | 16              | ...    | ...     | 10                  | 6                   | ...                    | ...           | ...                              |
| PERSONS                                       |                |        |                       |               |                 |        |         |                     |                     |                        |               |                                  |
| 1 PERSON . . . . .                            | 2 336          | 1 751  | 573                   | 12            | 3 010           | 541    | 637     | 646                 | 869                 | 309                    | 8             | 113                              |
| 2 PERSONS . . . . .                           | 6 941          | 6 209  | 712                   | 20            | 3 689           | 1 087  | 1 134   | 807                 | 572                 | 89                     | ...           | 29                               |
| 3 PERSONS . . . . .                           | 4 324          | 4 043  | 272                   | 9             | 2 562           | 1 051  | 813     | 416                 | 272                 | 10                     | ...           | 5                                |
| 4 PERSONS . . . . .                           | 3 654          | 3 476  | 174                   | 4             | 1 865           | 931    | 539     | 233                 | 142                 | 16                     | 4             | ...                              |
| 5 PERSONS . . . . .                           | 2 351          | 2 244  | 107                   | ...           | 990             | 556    | 243     | 120                 | 57                  | 10                     | 4             | ...                              |
| 6 PERSONS OR MORE . . . . .                   | 2 618          | 2 550  | 68                    | ...           | 1 216           | 808    | 180     | 121                 | 107                 | ...                    | ...           | ...                              |
| MEDIAN . . . . .                              | 2.9            | 3.0    | 2.0                   | ...           | 2.5             | 3.3    | 2.5     | 2.2                 | 1.7                 | 1.2                    | ...           | ...                              |
| YEAR MOVED INTO UNIT                          |                |        |                       |               |                 |        |         |                     |                     |                        |               |                                  |
| 1959 TO MARCH 1960 . . . . .                  | 1 529          | 1 358  | 163                   | 8             | 5 704           | 1 967  | 1 648   | 1 028               | 834                 | 211                    | 16            | 88                               |
| 1958 . . . . .                                | 1 115          | 1 005  | 106                   | 4             | 1 987           | 784    | 462     | 393                 | 308                 | 40                     | ...           | 15                               |
| 1950 TO 1957 . . . . .                        | 8 372          | 7 700  | 639                   | 33            | 4 153           | 1 577  | 1 076   | 719                 | 660                 | 121                    | ...           | 39                               |
| 1940 TO 1949 . . . . .                        | 5 724          | 5 230  | 494                   | ...           | 1 028           | 426    | 224     | 146                 | 179                 | 53                     | ...           | 5                                |
| 1939 OR EARLIER . . . . .                     | 5 484          | 4 980  | 504                   | ...           | 460             | 220    | 136     | 57                  | 38                  | 9                      | ...           | ...                              |



Table B-8.—OCCUPIED HOUSING UNITS SHARING OR LACKING SPECIFIED FACILITIES, FOR THE CITY: 1960

[Based on sample; the "total" columns are not additive; see text]

| SUBJECT  | UNITS SHARING-- |             |                               |                         |              |                                | UNITS WITH NO BATH AND/OR TOILET <sup>1</sup> |                           |
|--|-----------------|-------------|-------------------------------|-------------------------|--------------|--------------------------------|---|---------------------------|
|  | TOTAL           | ACCESS ONLY | ACCESS AND BATH AND/OR TOILET | BATH AND/OR TOILET ONLY | COOKING ONLY | COOKING AND BATH AND/OR TOILET | TOTAL   | SHARING ACCESS OR COOKING |
| <b>UNITS IN STRUCTURE</b>                          |                 |             |                               |                         |              |                                |   |                           |
| OWNER OCCUPIED . . . . .                           | 262             | 9           | 5                             | 243                     | ...          | 5                              | 114   | ...                       |
| 1 . . . . .  | ...             | ...         | ...                           | ...                     | ...          | ...                            | 105   | ...                       |
| 2 OR MORE . . . . .                                | 262             | 9           | 5                             | 243                     | ...          | 5                              | 9   | ...                       |
| RENTER OCCUPIED . . . . .                          | 1 579           | 39          | 29                            | 1 174                   | 50           | 287                            | 117   | 5                         |
| 1 . . . . .  | 14              | ...         | ...                           | ...                     | 14           | ...                            | 76  | 5                         |
| 2 . . . . .  | 288             | 39          | 6                             | 220                     | 5            | 18                             | 10  | ...                       |
| 3 AND 4 . . . . .                                  | 567             | ...         | 23                            | 501                     | ...          | 43                             | 10  | ...                       |
| 5 TO 19 . . . . .                                  | 413             | ...         | ...                           | 305                     | 8            | 100                            | 21  | ...                       |
| 20 OR MORE . . . . .                               | 297             | ...         | ...                           | 148                     | 23           | 126                            | ...   | ...                       |
| RENTER-OCCUPIED UNITS . . . . .                    | 1 624           | 44          | 31                            | 1 177                   | 51           | 321                            | 99  | 8                         |
| <b>YEAR STRUCTURE BUILT</b>                        |                 |             |                               |                         |              |                                |   |                           |
| 1955 TO MARCH 1960 . . . . .                       | 8               | ...         | ...                           | ...                     | ...          | 8                              | ...   | ...                       |
| 1950 TO 1954 . . . . .                             | ...             | ...         | ...                           | ...                     | ...          | ...                            | ...   | ...                       |
| 1940 TO 1949 . . . . .                             | 24              | ...         | ...                           | 24                      | ...          | ...                            | 8   | ...                       |
| 1939 OR EARLIER . . . . .                          | 1 592           | 44          | 31                            | 1 153                   | 51           | 313                            | 91  | 8                         |
| <b>CONDITION</b>                                   |                 |             |                               |                         |              |                                |   |                           |
| SOUND . . . . .                                    | 807             | 36          | 27                            | 548                     | 31           | 165                            | 12  | 4                         |
| DETERIORATING . . . . .                            | 635             | 4           | ...                           | 483                     | 12           | 136                            | 40  | ...                       |
| DILAPIDATED . . . . .                              | 182             | 4           | 4                             | 146                     | 8            | 20                             | 47  | 4                         |
| <b>INCOME IN 1959<sup>2</sup></b>                  |                 |             |                               |                         |              |                                |   |                           |
| LESS THAN \$2,000 . . . . .                        | 721             | 16          | 8                             | 537                     | 16           | 144                            | 56  | ...                       |
| \$2,000 TO \$3,999 . . . . .                       | 393             | 12          | 4                             | 303                     | 12           | 62                             | 20  | 4                         |
| \$4,000 TO \$5,999 . . . . .                       | 325             | ...         | 12                            | 235                     | 12           | 66                             | 15  | 4                         |
| \$6,000 TO \$7,999 . . . . .                       | 125             | ...         | 3                             | 73                      | 4            | 45                             | 4   | ...                       |
| \$8,000 TO \$9,999 . . . . .                       | 40              | 16          | 4                             | 20                      | ...          | ...                            | 4   | ...                       |
| \$10,000 OR MORE . . . . .                         | 20              | ...         | ...                           | 9                       | 7            | 4                              | ...   | ...                       |
| <b>GROSS RENT</b>                                  |                 |             |                               |                         |              |                                |   |                           |
| TOTAL . . . . .                                    | 1 624           | 44          | 31                            | 1 177                   | 51           | 321                            | 99  | 8                         |
| LESS THAN \$20 . . . . .                           | 32              | ...         | ...                           | 32                      | ...          | ...                            | 4   | ...                       |
| \$20 TO \$39 . . . . .                             | 525             | 4           | 11                            | 287                     | 8            | 215                            | 19  | 4                         |
| \$40 TO \$59 . . . . .                             | 718             | 20          | 8                             | 616                     | 12           | 62                             | 48  | ...                       |
| \$60 TO \$79 . . . . .                             | 248             | 16          | 4                             | 189                     | 11           | 28                             | 20  | ...                       |
| \$80 TO \$99 . . . . .                             | 32              | ...         | ...                           | 28                      | ...          | 4                              | ...   | ...                       |
| \$100 TO \$119 . . . . .                           | 5               | ...         | ...                           | 5                       | ...          | ...                            | ...   | ...                       |
| \$120 OR MORE . . . . .                            | 12              | ...         | ...                           | 4                       | 8            | ...                            | ...   | ...                       |
| NO CASH RENT . . . . .                             | 52              | 4           | 8                             | 16                      | 12           | 12                             | 8   | 4                         |
| <b>PERSONS</b>                                     |                 |             |                               |                         |              |                                |   |                           |
| 1 PERSON . . . . .                                 | 889             | 16          | 15                            | 550                     | 31           | 277                            | 23  | 4                         |
| 2 PERSONS . . . . .                                | 334             | 12          | 8                             | 266                     | 8            | 40                             | 28  | ...                       |
| 3 PERSONS . . . . .                                | 167             | 12          | 4                             | 147                     | ...          | 4                              | 28  | ...                       |
| 4 PERSONS OR MORE . . . . .                        | 234             | 4           | 4                             | 214                     | 12           | ...                            | 20  | 4                         |
| <b>HOUSEHOLD COMPOSITION</b>                       |                 |             |                               |                         |              |                                |   |                           |
| <b>TWO-OR-MORE-PERSON HOUSEHOLDS</b>               |                 |             |                               |                         |              |                                |   |                           |
| MALE HEAD, WIFE PRESENT; NO NONRELATIVES . . . . . | 543             | 16          | 12                            | 471                     | 16           | 28                             | 45  | 4                         |
| UNDER 45 YEARS . . . . .                           | 381             | 12          | 12                            | 345                     | 8            | 4                              | 37  | 4                         |
| 45 TO 64 YEARS . . . . .                           | 135             | 4           | ...                           | 107                     | 4            | 20                             | 8   | ...                       |
| 65 YEARS AND OVER . . . . .                        | 27              | ...         | ...                           | 19                      | 4            | 4                              | ...   | ...                       |
| OTHER MALE HEAD . . . . .                          | 57              | 4           | ...                           | 49                      | ...          | ...                            | 15  | ...                       |
| UNDER 65 YEARS . . . . .                           | 49              | 4           | ...                           | 41                      | ...          | ...                            | 7   | ...                       |
| 65 YEARS AND OVER . . . . .                        | 8               | ...         | ...                           | 8                       | ...          | ...                            | ...   | ...                       |
| FEMALE HEAD . . . . .                              | 135             | 8           | 4                             | 107                     | 4            | 12                             | 16  | ...                       |
| UNDER 65 YEARS . . . . .                           | 115             | 8           | 4                             | 91                      | ...          | 8                              | 8   | ...                       |
| 65 YEARS AND OVER . . . . .                        | 20              | ...         | ...                           | 16                      | ...          | 4                              | 8   | ...                       |
| <b>ONE-PERSON HOUSEHOLDS</b>                       |                 |             |                               |                         |              |                                |   |                           |
| UNDER 65 YEARS . . . . .                           | 554             | 12          | 7                             | 319                     | 27           | 189                            | 23  | 4                         |
| 65 YEARS AND OVER . . . . .                        | 335             | 4           | 8                             | 231                     | 4            | 88                             | 11  | ...                       |
| <b>YEAR MOVED INTO UNIT</b>                        |                 |             |                               |                         |              |                                |   |                           |
| 1959 TO MARCH 1960 . . . . .                       | 774             | 16          | 7                             | 566                     | 31           | 154                            | 35  | 4                         |
| 1958 . . . . .                                     | 232             | 12          | 8                             | 165                     | ...          | 47                             | 7   | ...                       |
| 1950 TO 1957 . . . . .                             | 469             | 16          | 8                             | 337                     | 8            | 100                            | 21  | ...                       |
| 1949 OR EARLIER . . . . .                          | 149             | ...         | 8                             | 109                     | 12           | 20                             | 36  | 4                         |
| <b>TYPE OF HOUSEHOLD</b>                           |                 |             |                               |                         |              |                                |   |                           |
| <b>HOUSEHOLDS WITHOUT NONRELATIVES</b>             |                 |             |                               |                         |              |                                |   |                           |
| MALE HEAD, WIFE PRESENT . . . . .                  | 1 543           | 36          | 31                            | 1 134                   | 47           | 309                            | 84  | 8                         |
| 2 PERSONS . . . . .                                | 225             | 8           | 8                             | 173                     | 8            | 28                             | 17  | ...                       |
| 3 PERSONS . . . . .                                | 131             | 8           | 4                             | 119                     | ...          | ...                            | 20  | ...                       |
| 4 PERSONS OR MORE . . . . .                        | 187             | ...         | ...                           | 179                     | 8            | ...                            | 8   | 4                         |
| OTHER HOUSEHOLD GROUPS . . . . .                   | 1 014           | 20          | 19                            | 663                     | 31           | 281                            | 39  | 4                         |
| HOUSEHOLDS WITH NONRELATIVES . . . . .             | 67              | 8           | ...                           | 43                      | 4            | 12                             | 15  | ...                       |
| <b>ROOMS AND PERSONS</b>                           |                 |             |                               |                         |              |                                |   |                           |
| 1 ROOM . . . . .                                   | 538             | ...         | 11                            | 214                     | 35           | 278                            | 15  | 4                         |
| 1 PERSON . . . . .                                 | 474             | ...         | 11                            | 178                     | 31           | 254                            | 15  | 4                         |
| 2 PERSONS OR MORE . . . . .                        | 64              | ...         | ...                           | 36                      | 4            | 24                             | ...   | ...                       |
| 2 ROOMS . . . . .                                  | 465             | 8           | 8                             | 422                     | ...          | 27                             | 8   | ...                       |
| 1 PERSON . . . . .                                 | 315             | 8           | 4                             | 280                     | ...          | 23                             | 4   | ...                       |
| 2 AND 3 PERSONS . . . . .                          | 119             | ...         | ...                           | 115                     | ...          | 4                              | ...   | ...                       |
| 4 PERSONS OR MORE . . . . .                        | 31              | ...         | 4                             | 27                      | ...          | ...                            | ...   | ...                       |
| 3 ROOMS . . . . .                                  | 382             | 28          | 12                            | 338                     | 4            | ...                            | 28  | ...                       |
| 4 ROOMS . . . . .                                  | 183             | 4           | ...                           | 179                     | ...          | ...                            | 28  | ...                       |
| 5 ROOMS OR MORE . . . . .                          | 56              | 4           | ...                           | 24                      | 12           | 16                             | 20  | 4                         |

<sup>1</sup> EXCLUDES UNITS SHARING BATH AND/OR TOILET; SEE TEXT.

<sup>2</sup> INCOME OF PRIMARY FAMILIES AND INDIVIDUALS.



Table B-9.—DURATION OF VACANCY, FOR AVAILABLE VACANT HOUSING UNITS, FOR THE CITY: 1960

[Based on sample; see text. Median not shown where base is less than 200; plus (+) or minus (-) after number indicates median above or below that number]

| SUBJECT                                      | TOTAL | LESS THAN 4 MONTHS | 4 UP TO 6 MONTHS | 6 MONTHS OR MORE | SUBJECT                                      | TOTAL | LESS THAN 1 MONTH | 1 UP TO 4 MONTHS | 4 MONTHS OR MORE |
|--|-------|--------------------|------------------|------------------|--|-------|-------------------|------------------|------------------|
| VACANT AVAILABLE FOR SALE . . . . .          | 264   | 144                | 22               | 98               | VACANT AVAILABLE FOR RENT . . . . .          | 802   | 155               | 443              | 204              |
| <b>ROOMS</b>                                 |       |                    |                  |                  | <b>ROOMS</b>                                 |       |                   |                  |                  |
| 1 TO 3 ROOMS . . . . .                       | 17    | 4                  | 9                | 4                | 1 ROOM . . . . .                             | 40    | 10                | 17               | 13               |
| 4 ROOMS . . . . .                            | 9     | 4                  | ...              | 5                | 2 ROOMS . . . . .                            | 91    | 27                | 64               | ...              |
| 5 ROOMS . . . . .                            | 87    | 48                 | 3                | 36               | 3 ROOMS . . . . .                            | 304   | 67                | 152              | 85               |
| 6 ROOMS . . . . .                            | 96    | 51                 | 10               | 35               | 4 ROOMS . . . . .                            | 184   | 20                | 110              | 54               |
| 7 ROOMS OR MORE . . . . .                    | 55    | 37                 | ...              | 18               | 5 ROOMS OR MORE . . . . .                    | 183   | 31                | 100              | 52               |
| <b>BEDROOMS</b>                              |       |                    |                  |                  | <b>BEDROOMS</b>                              |       |                   |                  |                  |
| 0 AND 1 . . . . .                            | 31    | 15                 | ...              | 16               | 0 AND 1 . . . . .                            | 385   | 79                | 186              | 120              |
| 2 . . . . .                                  | 104   | 33                 | ...              | 71               | 2 . . . . .                                  | 155   | 66                | 58               | 31               |
| 3 OR MORE . . . . .                          | 177   | 65                 | ...              | 112              | 3 OR MORE . . . . .                          | 57    | 17                | 40               | ...              |
| <b>UNITS IN STRUCTURE</b>                    |       |                    |                  |                  | <b>UNITS IN STRUCTURE</b>                    |       |                   |                  |                  |
| 1 . . . . .                                  | 218   | 131                | 15               | 72               | 1 . . . . .                                  | 182   | 23                | 106              | 53               |
| 2 . . . . .                                  | 23    | 8                  | 10               | 5                | 2 TO 9 . . . . .                             | 576   | 110               | 328              | 138              |
| 3 OR MORE . . . . .                          | 6     | 6                  | ...              | ...              | 10 TO 19 . . . . .                           | 38    | 8                 | 14               | 16               |
| <b>YEAR STRUCTURE BUILT</b>                  |       |                    |                  |                  | <b>YEAR STRUCTURE BUILT</b>                  |       |                   |                  |                  |
| 1959 TO MARCH 1960 . . . . .                 | 16    | 16                 | ...              | ...              | 1959 TO MARCH 1960 . . . . .                 | 3     | ...               | 3                | ...              |
| 1950 TO 1958 . . . . .                       | 45    | 21                 | 5                | 19               | 1950 TO 1958 . . . . .                       | 12    | ...               | 8                | 4                |
| 1949 OR EARLIER . . . . .                    | 203   | 107                | 17               | 79               | 1949 OR EARLIER . . . . .                    | 787   | 155               | 432              | 200              |
| <b>PLUMBING</b>                              |       |                    |                  |                  | <b>PLUMBING</b>                              |       |                   |                  |                  |
| WITH ALL PLUMBING FACILITIES . . . . .       | 259   | 144                | 17               | 98               | WITH ALL PLUMBING FACILITIES . . . . .       | 624   | 123               | 348              | 153              |
| LACKING SOME OR ALL FACILITIES . . . . .     | 5     | ...                | 5                | ...              | LACKING SOME OR ALL FACILITIES . . . . .     | 178   | 32                | 95               | 51               |
| <b>HEATING EQUIPMENT</b>                     |       |                    |                  |                  | <b>HEATING EQUIPMENT</b>                     |       |                   |                  |                  |
| STEAM; HOT WATER; WARM AIR FURNACE . . . . . | 257   | 137                | 22               | 98               | STEAM; HOT WATER; WARM AIR FURNACE . . . . . | 257   | 137               | 22               | 98               |
| OTHER . . . . .                              | 7     | 7                  | ...              | ...              | OTHER . . . . .                              | 7     | 7                 | ...              | ...              |
| NONE . . . . .                               | ...   | ...                | ...              | ...              | NONE . . . . .                               | ...   | ...               | ...              | ...              |
| <b>SALE PRICE ASKED</b>                      |       |                    |                  |                  | <b>RENT ASKED</b>                            |       |                   |                  |                  |
| TOTAL . . . . .                              | 264   | 144                | 22               | 98               | TOTAL . . . . .                              | 802   | 155               | 443              | 204              |
| LESS THAN \$5,000 . . . . .                  | 12    | 4                  | ...              | 8                | LESS THAN \$40 . . . . .                     | 104   | 29                | 47               | 28               |
| \$5,000 TO \$9,900 . . . . .                 | 135   | 67                 | 12               | 56               | \$40 TO \$59 . . . . .                       | 384   | 57                | 206              | 121              |
| \$10,000 TO \$14,900 . . . . .               | 72    | 39                 | 10               | 23               | \$60 TO \$79 . . . . .                       | 274   | 55                | 164              | 55               |
| \$15,000 TO \$19,900 . . . . .               | 14    | 12                 | ...              | 2                | \$80 TO \$99 . . . . .                       | 27    | 14                | 13               | ...              |
| \$20,000 TO \$24,900 . . . . .               | 16    | 16                 | ...              | ...              | \$100 OR MORE . . . . .                      | 13    | ...               | 13               | ...              |
| \$25,000 OR MORE . . . . .                   | 15    | 6                  | ...              | 9                | MEDIAN RENT ASKED . . . . . DOLLARS . .      | 55    | ...               | 57               | 52               |
| MEDIAN PRICE ASKED . . . . . DOLLARS . .     | 9 400 | ...                | ...              | ...              |  |       |                   |                  |                  |

Table B-10.—RENT ASKED FOR VACANT HOUSING UNITS AVAILABLE FOR RENT, FOR THE CITY: 1960

[Based on sample; see text]

| SUBJECT                                  | TOTAL | LESS THAN \$40 | \$40 TO \$59 | \$60 TO \$79 | \$80 TO \$99 | \$100 OR MORE |
|--|-------|----------------|--------------|--------------|--------------|---------------|
| VACANT AVAILABLE FOR RENT . . . . .      | 802   | 104            | 384          | 274          | 27           | 13            |
| <b>BEDROOMS</b>                          |       |                |              |              |              |               |
| 0 AND 1 . . . . .                        | 385   | 55             | 239          | 91           | ...          | ...           |
| 2 . . . . .                              | 155   | 15             | 31           | 78           | 31           | ...           |
| 3 OR MORE . . . . .                      | 57    | 15             | ...          | 42           | ...          | ...           |
| <b>UNITS IN STRUCTURE</b>                |       |                |              |              |              |               |
| 1 . . . . .                              | 182   | 32             | 79           | 50           | 10           | 11            |
| 2 TO 4 . . . . .                         | 441   | 20             | 205          | 195          | 16           | 5             |
| 5 OR MORE . . . . .                      | 203   | 52             | 111          | 40           | ...          | ...           |
| <b>YEAR STRUCTURE BUILT</b>              |       |                |              |              |              |               |
| 1959 TO MARCH 1960 . . . . .             | 3     | ...            | ...          | ...          | ...          | 3             |
| 1950 TO 1958 . . . . .                   | 12    | ...            | 4            | ...          | 2            | 6             |
| 1949 OR EARLIER . . . . .                | 787   | 104            | 380          | 274          | 25           | 4             |
| <b>PLUMBING</b>                          |       |                |              |              |              |               |
| WITH ALL PLUMBING FACILITIES . . . . .   | 624   | 57             | 274          | 256          | 24           | 13            |
| LACKING SOME OR ALL FACILITIES . . . . . | 178   | 47             | 110          | 18           | 3            | ...           |
| <b>INCLUSION OF UTILITIES IN RENT</b>    |       |                |              |              |              |               |
| ALL UTILITIES INCLUDED . . . . .         | 348   | 53             | 143          | 139          | 7            | 6             |
| SOME OR NO UTILITIES INCLUDED . . . . .  | 454   | 51             | 241          | 135          | 20           | 7             |

# CEDAR RAPIDS

IOWA

## STANDARD METROPOLITAN STATISTICAL AREA

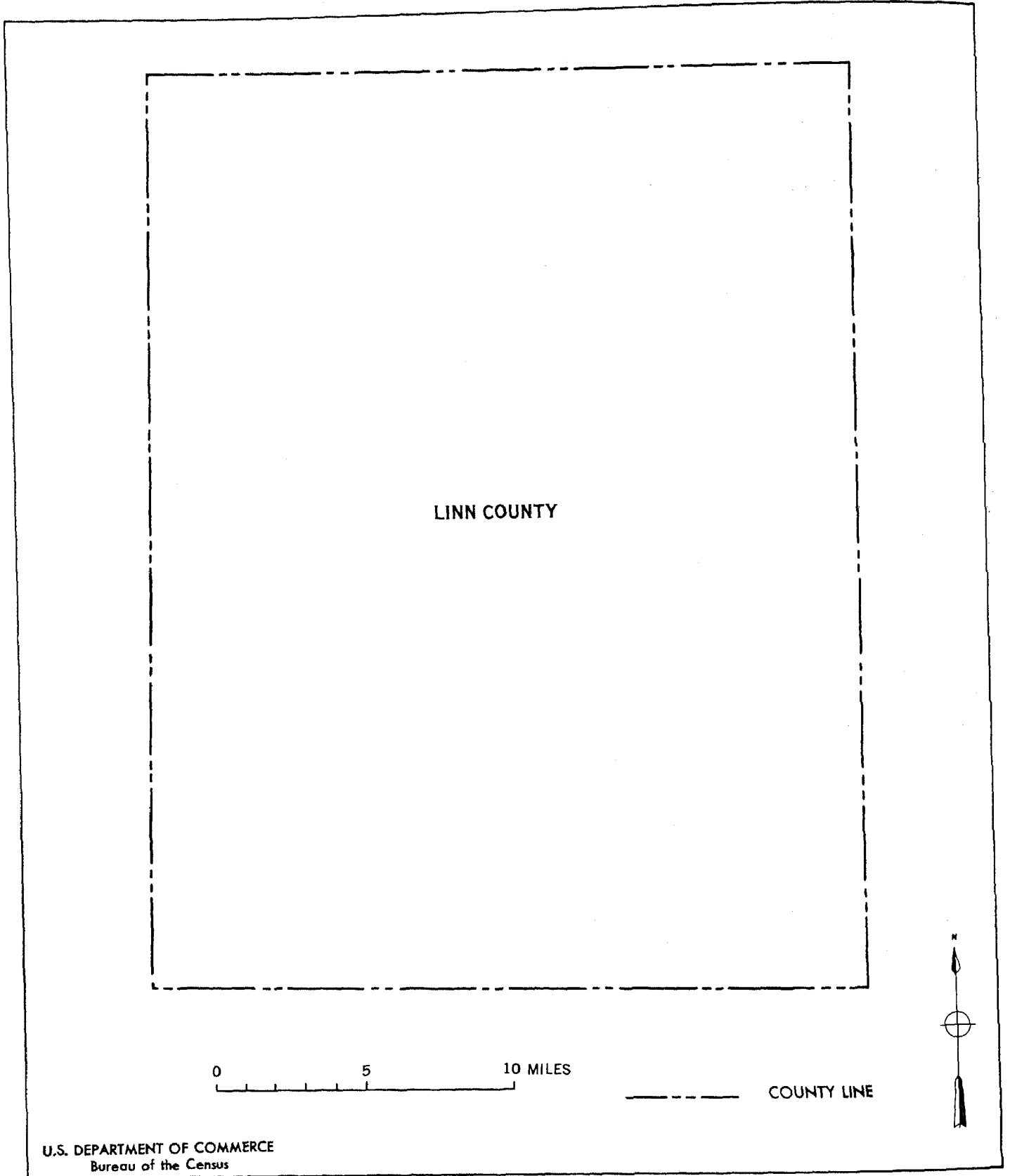
Statistics for a standard metropolitan statistical area of 100,000 inhabitants or more, and for each place of 100,000 inhabitants or more within the area, are presented in a series of standard tables. The tables are arranged by area and the subjects are the same in the tables having the same basic number. The prefix letter "A" has been assigned to the tables for the total SMSA; tables for places, which follow in alphabetical order, have the prefix letter "B," "C," etc. Tables 1 to 10 are presented in each report. Tables 11 to 14, which are for units with nonwhite household heads, are given if the SMSA or place has 25,000 or more such units.

### LIST OF TABLES

[Page numbers listed here omit the chapter number which appears as part of the page number for each page. The chapter number for this area is 37]

| Table title   | Standard metropolitan statistical area (Prefix A) |
|---|---|
|   | <i>Page</i>                                       |
| Table 1.—Value of owner-occupied housing units .....  | 3   |
| Table 2.—Gross rent of renter-occupied housing units .....  | 4   |
| Table 3.—Income in 1959 of primary families and individuals in owner- and renter-occupied housing units ..... | 5   |
| Table 4.—Condition and plumbing facilities for owner- and renter-occupied housing units .....                 | 6   |
| Table 5.—Rooms in owner- and renter-occupied housing units .....  | 7   |
| Table 6.—Units in structure for owner- and renter-occupied housing units .....                                | 8   |
| Table 7.—Household composition for owner- and renter-occupied housing units .....                             | 9   |
| Table 8.—Occupied housing units sharing or lacking specified facilities .....                                 | 10  |
| Table 9.—Duration of vacancy for available vacant housing units .....   | 11  |
| Table 10.—Rent asked for vacant housing units available for rent .....  | 11  |

Cedar Rapids, Iowa  
STANDARD METROPOLITAN STATISTICAL AREA



REFERENCE COPY

E R R A T A S H E E T

U. S. Census of Housing: 1960

Volume III. Metropolitan Housing

Part 2, Chapter Number 37, Cedar Rapids, Iowa, SMSA

Table A-1.--VALUE OF OWNER-OCCUPIED HOUSING UNITS, FOR THE SMSA: 1960

| Subject             | \$7,500<br>to<br>\$9,900 | \$10,000<br>to<br>\$12,400 |
|---------------------|--------------------------|----------------------------|
| BATHROOMS           |                          |                            |
| 1.....              | 2,722                    | 3,956                      |
| More than 1.....    | 200                      | 444                        |
| Shared or none..... | 142                      | 96                         |

Table A-2.--GROSS RENT OF RENTER-OCCUPIED HOUSING UNITS, FOR THE SMSA: 1960

| Subject             | \$30<br>to<br>\$39 | \$40<br>to<br>\$49 |
|---------------------|--------------------|--------------------|
| BATHROOMS           |                    |                    |
| 1.....              | 81                 | 246                |
| More than 1.....    | ...                | 11                 |
| Shared or none..... | 490                | 616                |

August 22, 1963

Table A-1.—VALUE OF OWNER-OCCUPIED HOUSING UNITS, FOR THE SMSA: 1960

[Based on sample; median not shown where base is insufficient; see text. Plus (+) or minus (-) after number indicates median above or below that number]

| SUBJECT  | TOTAL  | VALUE             |                    |                    |                      |                      |                      |                      |                      |                  |                  |
|--|--------|-------------------|--------------------|--------------------|----------------------|----------------------|----------------------|----------------------|----------------------|------------------|------------------|
|  |        | LESS THAN \$5,000 | \$5,000 TO \$7,400 | \$7,500 TO \$9,900 | \$10,000 TO \$12,400 | \$12,500 TO \$14,900 | \$15,000 TO \$17,400 | \$17,500 TO \$19,900 | \$20,000 TO \$24,900 | \$25,000 OR MORE | MEDIAN (DOLLARS) |
| OWNER-OCCUPIED UNITS . . . . .                     | 25 245 | 1 039             | 2 049              | 3 064              | 4 450                | 5 163                | 4 077                | 2 281                | 1 734                | 1 388            | 13 500           |
| ROOMS  |        |                   |                    |                    |                      |                      |                      |                      |                      |                  |                  |
| 1 AND 2 ROOMS . . . . .                            | 160    | 76                | 40                 | 20                 | 4                    | 12                   | 4                    | ***                  | 4                    | ***              | ***              |
| 3 ROOMS . . . . .                                  | 680    | 218               | 187                | 129                | 66                   | 40                   | 16                   | 8                    | 4                    | 12               | 6 600            |
| 4 ROOMS . . . . .                                  | 4 406  | 234               | 527                | 594                | 943                  | 941                  | 823                  | 102                  | 20                   | 20               | 12 200           |
| 5 ROOMS . . . . .                                  | 9 549  | 271               | 542                | 1 162              | 1 621                | 2 199                | 1 831                | 1 060                | 650                  | 213              | 13 800           |
| 6 ROOMS . . . . .                                  | 5 944  | 168               | 394                | 602                | 1 108                | 1 276                | 866                  | 590                  | 501                  | 439              | 13 900           |
| 7 ROOMS . . . . .                                  | 2 786  | 52                | 236                | 388                | 485                  | 454                  | 357                  | 249                  | 277                  | 288              | 13 800           |
| 8 ROOMS OR MORE . . . . .                          | 1 720  | 20                | 123                | 169                | 223                  | 281                  | 180                  | 152                  | 196                  | 416              | 16 200           |
| MEDIAN . . . . .                                   | 5.3    | 4.5               | 5.0                | 5.2                | 5.2                  | 5.2                  | 5.2                  | 5.4                  | 5.7                  | 6.5              | ***              |
| BEDROOMS   |        |                   |                    |                    |                      |                      |                      |                      |                      |                  |                  |
| 0 TO 2 . . . . .                                   | 10 411 | 831               | 1 148              | 1 750              | 2 115                | 1 902                | 1 276                | 783                  | 463                  | 143              | 11 700           |
| 3 . . . . .  | 11 920 | 163               | 632                | 1 045              | 1 702                | 2 676                | 2 326                | 1 310                | 1 092                | 974              | 14 800           |
| 4 OR MORE . . . . .                                | 3 211  | 20                | 180                | 292                | 516                  | 549                  | 581                  | 388                  | 256                  | 429              | 15 200           |
| BATHROOMS  |        |                   |                    |                    |                      |                      |                      |                      |                      |                  |                  |
| 1 . . . . .  | 18 483 | 612               | 1 588              | 2 777              | 3 805                | 4 318                | 2 935                | 1 367                | 748                  | 237              | 12 700           |
| MORE THAN 1 . . . . .                              | 5 618  | 10                | 115                | 224                | 324                  | 828                  | 1 086                | 867                  | 963                  | 1 105            | 17 900           |
| SHARED OR NONE . . . . .                           | 1 080  | 429               | 354                | 96                 | 96                   | 15                   | 25                   | 14                   | 5                    | ***              | 5 800            |
| YEAR STRUCTURE BUILT                               |        |                   |                    |                    |                      |                      |                      |                      |                      |                  |                  |
| 1959 TO MARCH 1960 . . . . .                       | 1 174  | 12                | 21                 | 12                 | 40                   | 197                  | 382                  | 203                  | 167                  | 140              | 17 000           |
| 1955 TO 1958 . . . . .                             | 4 558  | 80                | 52                 | 127                | 348                  | 1 089                | 1 182                | 754                  | 578                  | 348              | 16 200           |
| 1950 TO 1954 . . . . .                             | 3 648  | 61                | 86                 | 175                | 619                  | 876                  | 818                  | 466                  | 292                  | 255              | 15 000           |
| 1940 TO 1949 . . . . .                             | 2 778  | 128               | 174                | 246                | 458                  | 664                  | 522                  | 266                  | 156                  | 164              | 13 900           |
| 1939 OR EARLIER . . . . .                          | 13 087 | 758               | 1 716              | 2 504              | 2 985                | 2 337                | 1 173                | 592                  | 541                  | 481              | 11 300           |
| CONDITION AND PLUMBING                             |        |                   |                    |                    |                      |                      |                      |                      |                      |                  |                  |
| SOUND . . . . .                                    | 22 827 | 525               | 1 376              | 2 519              | 4 033                | 5 010                | 4 025                | 2 249                | 1 714                | 1 376            | 14 000           |
| WITH ALL PLUMBING FACILITIES . . . . .             | 22 355 | 362               | 1 262              | 2 422              | 3 968                | 4 997                | 4 005                | 2 249                | 1 714                | 1 376            | 14 100           |
| LACKING SOME OR ALL FACILITIES . . . . .           | 472    | 163               | 114                | 97                 | 65                   | 13                   | 20                   | ***                  | ***                  | ***              | 6 600            |
| DETERIORATING . . . . .                            | 1 927  | 292               | 531                | 485                | 370                  | 145                  | 44                   | 28                   | 20                   | 12               | 8 200            |
| WITH ALL PLUMBING FACILITIES . . . . .             | 1 575  | 151               | 408                | 429                | 350                  | 145                  | 44                   | 20                   | 16                   | 12               | 8 800            |
| LACKING SOME OR ALL FACILITIES . . . . .           | 352    | 141               | 123                | 56                 | 20                   | ***                  | ***                  | 8                    | 4                    | ***              | 5 700            |
| DILAPIDATED . . . . .                              | 491    | 222               | 142                | 60                 | 47                   | 8                    | 8                    | 4                    | ***                  | ***              | 5 400            |
| AIR CONDITIONING                                   |        |                   |                    |                    |                      |                      |                      |                      |                      |                  |                  |
| ROOM UNIT(S) . . . . .                             | 3 467  | 21                | 126                | 250                | 369                  | 578                  | 768                  | 473                  | 430                  | 452              | 16 300           |
| CENTRAL SYSTEM . . . . .                           | 575    | ***               | ***                | ***                | 19                   | ***                  | 102                  | 42                   | 100                  | 312              | ***              |
| NONE . . . . .                                     | 21 500 | 993               | 1 834              | 2 837              | 3 945                | 4 549                | 3 313                | 1 966                | 1 281                | 782              | 13 100           |
| PERSONS  |        |                   |                    |                    |                      |                      |                      |                      |                      |                  |                  |
| 1 PERSON . . . . .                                 | 2 096  | 294               | 311                | 359                | 410                  | 345                  | 154                  | 80                   | 67                   | 76               | 10 500           |
| 2 PERSONS . . . . .                                | 7 537  | 330               | 725                | 1 079              | 1 495                | 1 404                | 989                  | 606                  | 496                  | 413              | 12 700           |
| 3 PERSONS . . . . .                                | 4 689  | 103               | 333                | 541                | 837                  | 1 007                | 817                  | 443                  | 301                  | 307              | 13 800           |
| 4 PERSONS . . . . .                                | 4 861  | 101               | 242                | 459                | 784                  | 1 190                | 972                  | 521                  | 378                  | 214              | 14 300           |
| 5 PERSONS . . . . .                                | 3 287  | 84                | 224                | 337                | 478                  | 660                  | 631                  | 352                  | 269                  | 252              | 14 500           |
| 6 PERSONS OR MORE . . . . .                        | 2 775  | 127               | 214                | 289                | 446                  | 557                  | 514                  | 279                  | 223                  | 126              | 13 900           |
| MEDIAN . . . . .                                   | 3.1    | 2.2               | 2.5                | 2.7                | 2.9                  | 3.3                  | 3.6                  | 3.5                  | 3.5                  | 3.2              | ***              |
| PERSONS PER ROOM                                   |        |                   |                    |                    |                      |                      |                      |                      |                      |                  |                  |
| 0.50 OR LESS . . . . .                             | 11 391 | 556               | 1 067              | 1 594              | 2 187                | 2 138                | 1 415                | 848                  | 753                  | 833              | 12 800           |
| 0.51 TO 1.00 . . . . .                             | 11 678 | 291               | 698                | 1 211              | 1 944                | 2 598                | 2 240                | 1 275                | 882                  | 539              | 14 100           |
| 1.01 OR MORE . . . . .                             | 2 176  | 192               | 284                | 259                | 319                  | 427                  | 422                  | 158                  | 99                   | 16               | 12 700           |
| HOUSEHOLD COMPOSITION                              |        |                   |                    |                    |                      |                      |                      |                      |                      |                  |                  |
| TWO-OR-MORE-PERSON HOUSEHOLDS . . . . .            | 23 149 | 745               | 1 738              | 2 705              | 4 040                | 4 818                | 3 923                | 2 201                | 1 667                | 1 312            | 13 700           |
| MALE HEAD, WIFE PRESENT, NO NONRELATIVES . . . . . | 20 411 | 628               | 1 466              | 2 246              | 3 491                | 4 267                | 3 595                | 2 036                | 1 511                | 1 171            | 13 900           |
| UNDER 45 YEARS . . . . .                           | 10 508 | 279               | 530                | 842                | 1 601                | 2 524                | 2 240                | 1 222                | 806                  | 464              | 14 500           |
| 45 TO 64 YEARS . . . . .                           | 7 257  | 184               | 587                | 934                | 1 314                | 1 377                | 1 032                | 651                  | 586                  | 592              | 13 600           |
| 65 YEARS AND OVER . . . . .                        | 2 646  | 165               | 349                | 470                | 576                  | 366                  | 323                  | 163                  | 119                  | 115              | 11 500           |
| OTHER MALE HEAD . . . . .                          | 905    | 43                | 102                | 136                | 140                  | 164                  | 118                  | 83                   | 47                   | 72               | 13 000           |
| UNDER 65 YEARS . . . . .                           | 628    | 24                | 78                 | 84                 | 92                   | 132                  | 67                   | 63                   | 28                   | 60               | 13 200           |
| 65 YEARS AND OVER . . . . .                        | 277    | 19                | 24                 | 52                 | 48                   | 32                   | 51                   | 20                   | 19                   | 12               | 12 300           |
| FEMALE HEAD . . . . .                              | 1 833  | 74                | 170                | 323                | 409                  | 387                  | 210                  | 82                   | 109                  | 69               | 12 100           |
| UNDER 65 YEARS . . . . .                           | 1 061  | 44                | 91                 | 175                | 228                  | 226                  | 132                  | 55                   | 77                   | 33               | 12 400           |
| 65 YEARS AND OVER . . . . .                        | 772    | 30                | 79                 | 148                | 181                  | 161                  | 78                   | 27                   | 32                   | 36               | 11 800           |
| ONE-PERSON HOUSEHOLDS . . . . .                    | 2 096  | 294               | 311                | 359                | 410                  | 345                  | 154                  | 80                   | 67                   | 76               | 10 500           |
| UNDER 65 YEARS . . . . .                           | 898    | 119               | 140                | 134                | 159                  | 182                  | 68                   | 28                   | 28                   | 40               | 10 900           |
| 65 YEARS AND OVER . . . . .                        | 1 198  | 175               | 171                | 225                | 251                  | 163                  | 86                   | 52                   | 39                   | 36               | 10 300           |
| YEAR MOVED INTO UNIT                               |        |                   |                    |                    |                      |                      |                      |                      |                      |                  |                  |
| 1959 TO MARCH 1960 . . . . .                       | 3 548  | 81                | 187                | 265                | 462                  | 750                  | 815                  | 390                  | 351                  | 247              | 15 100           |
| 1958 . . . . .                                     | 2 094  | 64                | 105                | 199                | 290                  | 473                  | 403                  | 254                  | 178                  | 128              | 14 600           |
| 1950 TO 1957 . . . . .                             | 11 015 | 371               | 617                | 1 010              | 1 860                | 2 395                | 2 051                | 1 190                | 864                  | 657              | 14 200           |
| 1940 TO 1949 . . . . .                             | 4 714  | 275               | 580                | 899                | 969                  | 870                  | 498                  | 256                  | 174                  | 193              | 11 600           |
| 1939 OR EARLIER . . . . .                          | 3 874  | 248               | 560                | 691                | 869                  | 675                  | 310                  | 191                  | 167                  | 163              | 11 300           |

Table A-2.—GROSS RENT OF RENTER-OCCUPIED HOUSING UNITS, FOR THE SMSA: 1960

[Based on sample; median not shown where base is insufficient; see text. Plus (+) or minus (-) after number indicates median above or below that number]

| SUBJECT                            | TOTAL  | GROSS RENT     |              |              |              |              |              |              |                |               |              |                  |
|------------------------------------|--------|----------------|--------------|--------------|--------------|--------------|--------------|--------------|----------------|---------------|--------------|------------------|
|                                    |        | LESS THAN \$30 | \$30 TO \$39 | \$40 TO \$49 | \$50 TO \$59 | \$60 TO \$69 | \$70 TO \$79 | \$80 TO \$99 | \$100 TO \$119 | \$120 OR MORE | NO CASH RENT | MEDIAN (DOLLARS) |
| RENTER-OCCUPIED UNITS . . . . .    | 11 601 | 241            | 592          | 848          | 1 096        | 1 449        | 1 489        | 2 709        | 1 301          | 1 242         | 634          | 78               |
| ROOMS                              |        |                |              |              |              |              |              |              |                |               |              |                  |
| 1 ROOM . . . . .                   | 1 279  | 204            | 426          | 308          | 136          | 81           | 44           | 16           | ...            | 36            | 28           | 40               |
| 2 ROOMS . . . . .                  | 1 316  | 21             | 69           | 260          | 337          | 268          | 162          | 130          | 13             | 12            | 44           | 58               |
| 3 ROOMS . . . . .                  | 2 961  | 8              | 73           | 150          | 311          | 579          | 589          | 858          | 240            | 54            | 99           | 75               |
| 4 ROOMS . . . . .                  | 2 662  | 4              | 8            | 75           | 147          | 321          | 411          | 862          | 407            | 326           | 101          | 87               |
| 5 ROOMS . . . . .                  | 1 628  | 4              | 8            | 27           | 82           | 113          | 159          | 448          | 293            | 356           | 138          | 96               |
| 6 ROOMS . . . . .                  | 959    | ...            | 4            | 16           | 35           | 44           | 88           | 242          | 218            | 248           | 64           | 102              |
| 7 ROOMS OR MORE . . . . .          | 796    | ...            | 4            | 12           | 48           | 43           | 36           | 153          | 130            | 210           | 160          | 103              |
| MEDIAN . . . . .                   | 3.6    | 1.1            | 1.2          | 1.9          | 2.7          | 3.1          | 3.4          | 3.9          | 4.5            | 5.0           | 4.8          | ...              |
| BEDROOMS                           |        |                |              |              |              |              |              |              |                |               |              |                  |
| NONE . . . . .                     | 2 000  | 206            | 540          | 369          | 351          | 162          | 165          | 122          | ...            | 43            | 42           | 46               |
| 1 . . . . .                        | 4 511  | 22             | 105          | 330          | 721          | 732          | 741          | 1 195        | 271            | 165           | 229          | 73               |
| 2 . . . . .                        | 3 279  | ...            | 43           | 40           | 209          | 335          | 383          | 969          | 679            | 478           | 143          | 92               |
| 3 OR MORE . . . . .                | 1 683  | ...            | ...          | ...          | 64           | 107          | 104          | 448          | 204            | 548           | 208          | 101              |
| BATHROOMS                          |        |                |              |              |              |              |              |              |                |               |              |                  |
| 1 . . . . .                        | 8 103  | 20             | ...          | 246          | 531          | 943          | 1 265        | 2 475        | 1 233          | 987           | 322          | 87               |
| MORE THAN 1 . . . . .              | 535    | ...            | ...          | ...          | ...          | 34           | 10           | 64           | 69             | 223           | 124          | 120+             |
| SHARED OR NONE . . . . .           | 2 993  | 218            | ...          | ...          | 498          | 509          | 230          | 167          | 36             | 31            | 198          | 51               |
| YEAR STRUCTURE BUILT               |        |                |              |              |              |              |              |              |                |               |              |                  |
| 1959 TO MARCH 1960 . . . . .       | 83     | ...            | ...          | ...          | 4            | ...          | 4            | ...          | 8              | 62            | 5            | ...              |
| 1955 TO 1958 . . . . .             | 468    | ...            | ...          | 16           | 4            | 12           | 8            | 64           | 128            | 195           | 41           | 117              |
| 1950 TO 1954 . . . . .             | 554    | 4              | 4            | 4            | 13           | 24           | 28           | 95           | 134            | 196           | 52           | 112              |
| 1940 TO 1949 . . . . .             | 719    | ...            | 24           | 34           | 45           | 44           | 55           | 183          | 152            | 122           | 60           | 94               |
| 1939 OR EARLIER . . . . .          | 9 777  | 237            | 564          | 794          | 1 030        | 1 369        | 1 394        | 2 367        | 879            | 667           | 476          | 75               |
| CONDITION AND PLUMBING             |        |                |              |              |              |              |              |              |                |               |              |                  |
| SOUND . . . . .                    | 8 744  | 145            | 295          | 496          | 706          | 978          | 1 120        | 2 209        | 1 119          | 1 185         | 491          | 83               |
| WITH ALL PLUMBING FACIL. . . . .   | 7 048  | 12             | 44           | 152          | 399          | 703          | 978          | 2 105        | 1 098          | 1 160         | 397          | 90               |
| LACKING SOME OR ALL FACIL. . . . . | 1 696  | 133            | 251          | 344          | 307          | 275          | 142          | 104          | 21             | 25            | 94           | 52               |
| DETERIORATING . . . . .            | 2 267  | 80             | 242          | 258          | 298          | 364          | 280          | 443          | 153            | 57            | 92           | 66               |
| WITH ALL PLUMBING FACIL. . . . .   | 1 232  | 8              | 22           | 71           | 106          | 198          | 199          | 394          | 145            | 53            | 36           | 80               |
| LACKING SOME OR ALL FACIL. . . . . | 1 035  | 72             | 220          | 187          | 192          | 166          | 81           | 49           | 8              | 4             | 56           | 51               |
| DILAPIDATED . . . . .              | 590    | 16             | 55           | 94           | 92           | 107          | 89           | 57           | 29             | ...           | 51           | 61               |
| INCOME IN 1959 <sup>1</sup>        |        |                |              |              |              |              |              |              |                |               |              |                  |
| LESS THAN \$2,000 . . . . .        | 2 057  | 111            | 233          | 319          | 242          | 294          | 233          | 284          | 114            | 75            | 152          | 62               |
| \$2,000 TO \$2,999 . . . . .       | 1 167  | 53             | 94           | 150          | 145          | 235          | 125          | 176          | 73             | 41            | 75           | 64               |
| \$3,000 TO \$3,999 . . . . .       | 1 288  | 12             | 90           | 108          | 193          | 163          | 160          | 338          | 101            | 73            | 50           | 73               |
| \$4,000 TO \$4,999 . . . . .       | 1 605  | 33             | 69           | 85           | 157          | 259          | 271          | 400          | 133            | 99            | 99           | 76               |
| \$5,000 TO \$5,999 . . . . .       | 1 662  | 28             | 63           | 106          | 134          | 185          | 209          | 478          | 221            | 153           | 85           | 83               |
| \$6,000 TO \$6,999 . . . . .       | 1 423  | 4              | 16           | 32           | 95           | 138          | 191          | 427          | 213            | 234           | 73           | 89               |
| \$7,000 TO \$7,999 . . . . .       | 860    | ...            | 8            | 28           | 58           | 52           | 122          | 246          | 193            | 129           | 24           | 92               |
| \$8,000 TO \$9,999 . . . . .       | 907    | ...            | 15           | 16           | 48           | 97           | 114          | 246          | 148            | 193           | 30           | 92               |
| \$10,000 TO \$14,999 . . . . .     | 465    | ...            | ...          | 4            | 12           | 12           | 52           | 93           | 89             | 166           | 37           | 109              |
| \$15,000 OR MORE . . . . .         | 167    | ...            | 4            | ...          | 12           | 14           | 12           | 21           | 16             | 79            | 9            | ...              |
| MEDIAN . . . . . DOLLARS . . . . . | 4 800  | 2 200          | 2 700        | 2 700        | 3 800        | 4 100        | 4 800        | 5 300        | 6 000          | 6 800         | 4 400        | ...              |
| GROSS RENT AS PERCENTAGE OF INCOME |        |                |              |              |              |              |              |              |                |               |              |                  |
| LESS THAN 10 PERCENT . . . . .     | 978    | 89             | 171          | 142          | 171          | 127          | 98           | 94           | 24             | 62            | ...          | 55               |
| 10 TO 14 PERCENT . . . . .         | 2 157  | 32             | 117          | 176          | 267          | 331          | 413          | 515          | 179            | 107           | ...          | 73               |
| 15 TO 19 PERCENT . . . . .         | 2 333  | 26             | 51           | 103          | 198          | 335          | 341          | 725          | 347            | 207           | ...          | 83               |
| 20 TO 24 PERCENT . . . . .         | 1 543  | 25             | 57           | 102          | 106          | 93           | 185          | 459          | 268            | 248           | ...          | 89               |
| 25 TO 34 PERCENT . . . . .         | 1 584  | 29             | 29           | 93           | 108          | 218          | 154          | 413          | 225            | 318           | ...          | 88               |
| 35 PERCENT OR MORE . . . . .       | 2 203  | 20             | 141          | 206          | 222          | 329          | 270          | 483          | 242            | 290           | ...          | 77               |
| NOT COMPUTED . . . . .             | 803    | 20             | 26           | 26           | 4            | 16           | 28           | 20           | 16             | 13            | 634          | ...              |
| AIR CONDITIONING                   |        |                |              |              |              |              |              |              |                |               |              |                  |
| ROOM UNIT(S) . . . . .             | 703    | ...            | 22           | 23           | 21           | 41           | 77           | 125          | 170            | 163           | 61           | ...              |
| CENTRAL SYSTEM . . . . .           | 41     | ...            | ...          | ...          | ...          | ...          | ...          | ...          | ...            | 41            | ...          | ...              |
| NONE . . . . .                     | 10 729 | 228            | 666          | 716          | 1 324        | 1 295        | 1 316        | 2 609        | 984            | 1 030         | 561          | 76               |
| PERSONS                            |        |                |              |              |              |              |              |              |                |               |              |                  |
| 1 PERSON . . . . .                 | 3 030  | 204            | 500          | 602          | 425          | 352          | 224          | 326          | 121            | 100           | 176          | 53               |
| 2 PERSONS . . . . .                | 3 321  | 33             | 48           | 135          | 401          | 509          | 607          | 939          | 271            | 246           | 132          | 78               |
| 3 PERSONS . . . . .                | 1 922  | 4              | 32           | 43           | 142          | 270          | 313          | 579          | 313            | 154           | 72           | 84               |
| 4 PERSONS . . . . .                | 1 673  | ...            | 12           | 32           | 48           | 173          | 192          | 439          | 282            | 351           | 144          | 94               |
| 5 PERSONS . . . . .                | 805    | ...            | ...          | 24           | 36           | 85           | 57           | 214          | 133            | 207           | 49           | 96               |
| 6 PERSONS OR MORE . . . . .        | 850    | ...            | ...          | 12           | 44           | 60           | 96           | 212          | 181            | 184           | 61           | 97               |
| MEDIAN . . . . .                   | 2.3    | 1.1            | 1.1          | 1.2          | 1.8          | 2.2          | 2.4          | 2.7          | 3.3            | 3.8           | 2.6          | ...              |
| PERSONS PER ROOM                   |        |                |              |              |              |              |              |              |                |               |              |                  |
| 0.50 OR LESS . . . . .             | 3 624  | 16             | 94           | 342          | 481          | 453          | 433          | 786          | 383            | 333           | 303          | 76               |
| 0.51 TO 1.00 . . . . .             | 6 679  | 213            | 482          | 454          | 861          | 773          | 861          | 1 603        | 747            | 800           | 278          | 79               |
| 1.01 OR MORE . . . . .             | 1 298  | 12             | 16           | 52           | 147          | 223          | 195          | 320          | 171            | 109           | 53           | 79               |
| YEAR MOVED INTO UNIT               |        |                |              |              |              |              |              |              |                |               |              |                  |
| 1959 TO MARCH 1960 . . . . .       | 5 274  | 90             | 256          | 330          | 445          | 613          | 655          | 1 308        | 617            | 795           | 165          | 83               |
| 1958 . . . . .                     | 1 901  | 36             | 94           | 115          | 195          | 274          | 254          | 499          | 229            | 136           | 69           | 78               |
| 1950 TO 1957 . . . . .             | 3 187  | 78             | 180          | 287          | 280          | 433          | 408          | 673          | 350            | 254           | 244          | 75               |
| 1940 TO 1949 . . . . .             | 874    | 21             | 50           | 96           | 105          | 88           | 132          | 158          | 60             | 53            | 111          | 72               |
| 1939 OR EARLIER . . . . .          | 365    | 16             | 12           | 20           | 71           | 41           | 40           | 71           | 45             | 4             | 45           | 70               |

<sup>1</sup> INCOME OF PRIMARY FAMILIES AND INDIVIDUALS.

Table A-3.—INCOME IN 1959 OF PRIMARY FAMILIES AND INDIVIDUALS IN OWNER- AND RENTER-OCCUPIED HOUSING UNITS, FOR THE SMSA: 1960

[Based on sample; median not shown where base is insufficient; see text. Plus (+) or minus (-) after number indicates median above or below that number]

| SUBJECT                                   | TOTAL  | INCOME IN 1959    |                    |                    |                    |                    |                    |                    |                    |                      |                  |                  |
|---|--------|-------------------|--------------------|--------------------|--------------------|--------------------|--------------------|--------------------|--------------------|----------------------|------------------|------------------|
|   |        | LESS THAN \$2,000 | \$2,000 TO \$2,999 | \$3,000 TO \$3,999 | \$4,000 TO \$4,999 | \$5,000 TO \$5,999 | \$6,000 TO \$6,999 | \$7,000 TO \$7,999 | \$8,000 TO \$9,999 | \$10,000 TO \$14,999 | \$15,000 OR MORE | MEDIAN (DOLLARS) |
| <b>OWNER-OCCUPIED UNITS . . . .</b>       | 29 911 | 3 903             | 1 655              | 1 880              | 2 632              | 3 737              | 3 694              | 3 158              | 4 274              | 3 494                | 1 484            | 6 300            |
| <b>YEAR STRUCTURE BUILT</b>               |        |                   |                    |                    |                    |                    |                    |                    |                    |                      |                  |                  |
| 1959 TO MARCH 1960 . . . . .              | 1 418  | 40                | 12                 | 48                 | 80                 | 225                | 268                | 212                | 281                | 180                  | 72               | 7 200            |
| 1955 TO 1958 . . . . .                    | 5 275  | 208               | 110                | 198                | 441                | 824                | 865                | 687                | 914                | 777                  | 251              | 7 000            |
| 1950 TO 1954 . . . . .                    | 3 889  | 193               | 133                | 166                | 324                | 479                | 559                | 502                | 714                | 570                  | 249              | 7 200            |
| 1949 OR EARLIER . . . . .                 | 19 329 | 3 462             | 1 400              | 1 468              | 1 787              | 2 209              | 2 002              | 1 757              | 2 365              | 1 967                | 912              | 5 700            |
| <b>VALUE</b>                              |        |                   |                    |                    |                    |                    |                    |                    |                    |                      |                  |                  |
| TOTAL . . . . .                           | 25 245 | 2 814             | 1 262              | 1 359              | 2 062              | 3 199              | 3 319              | 2 820              | 3 840              | 3 214                | 1 356            | 6 600            |
| LESS THAN \$5,000 . . . . .               | 1 039  | 368               | 98                 | 104                | 128                | 129                | 56                 | 72                 | 52                 | 28                   | 4                | 3 900            |
| \$5,000 TO \$7,400 . . . . .              | 2 049  | 477               | 156                | 141                | 331                | 287                | 228                | 143                | 362                | 95                   | 19               | 4 800            |
| \$7,500 TO \$9,900 . . . . .              | 3 064  | 498               | 268                | 253                | 361                | 483                | 372                | 221                | 362                | 194                  | 52               | 5 300            |
| \$10,000 TO \$12,400 . . . . .            | 4 450  | 595               | 315                | 287                | 404                | 575                | 572                | 489                | 685                | 464                  | 64               | 6 100            |
| \$12,500 TO \$14,900 . . . . .            | 5 163  | 420               | 159                | 254                | 406                | 809                | 930                | 715                | 818                | 544                  | 108              | 6 600            |
| \$15,000 TO \$19,900 . . . . .            | 6 358  | 317               | 198                | 215                | 335                | 747                | 981                | 918                | 1 273              | 1 088                | 286              | 7 400            |
| \$20,000 TO \$24,900 . . . . .            | 1 734  | 75                | 52                 | 77                 | 69                 | 96                 | 123                | 179                | 346                | 480                  | 237              | 9 100            |
| \$25,000 OR MORE . . . . .                | 1 388  | 64                | 16                 | 28                 | 28                 | 73                 | 57                 | 83                 | 132                | 321                  | 586              | 13 300           |
| <b>AIR CONDITIONING</b>                   |        |                   |                    |                    |                    |                    |                    |                    |                    |                      |                  |                  |
| ROOM UNIT(S) . . . . .                    | 3 797  | 346               | 83                 | 164                | 243                | 363                | 310                | 491                | 591                | 774                  | 432              | 7 800            |
| CENTRAL SYSTEM . . . . .                  | 680    | 80                | ...                | 21                 | ...                | 19                 | 21                 | 82                 | ...                | 183                  | 274              | ...              |
| NONE . . . . .                            | 25 430 | 3 726             | 1 260              | 1 808              | 2 635              | 3 312              | 3 140              | 2 548              | 3 363              | 3 057                | 581              | 6 000            |
| <b>AUTOMOBILES AVAILABLE</b>              |        |                   |                    |                    |                    |                    |                    |                    |                    |                      |                  |                  |
| 1 OR MORE . . . . .                       | 26 697 | 2 279             | 1 233              | 1 539              | 2 452              | 3 636              | 3 697              | 3 065              | 3 948              | 3 357                | 1 491            | 6 600            |
| NONE . . . . .                            | 3 210  | 1 747             | 496                | 323                | 164                | 218                | 49                 | 69                 | 119                | 15                   | 10               | 2 000-           |
| <b>PERSONS</b>                            |        |                   |                    |                    |                    |                    |                    |                    |                    |                      |                  |                  |
| 1 PERSON . . . . .                        | 2 644  | 1 604             | 321                | 246                | 196                | 101                | 64                 | 32                 | 44                 | 16                   | 20               | 2 000-           |
| 2 PERSONS . . . . .                       | 9 175  | 1 622             | 903                | 884                | 948                | 988                | 871                | 710                | 1 027              | 814                  | 408              | 5 200            |
| 3 AND 4 PERSONS . . . . .                 | 11 195 | 456               | 340                | 502                | 954                | 1 641              | 1 634              | 1 476              | 1 976              | 1 599                | 617              | 7 000            |
| 5 PERSONS . . . . .                       | 3 771  | 112               | 40                 | 160                | 309                | 540                | 583                | 546                | 727                | 491                  | 263              | 7 300            |
| 6 PERSONS OR MORE . . . . .               | 3 126  | 109               | 51                 | 88                 | 225                | 467                | 542                | 394                | 500                | 574                  | 176              | 7 200            |
| <b>PERSONS PER ROOM</b>                   |        |                   |                    |                    |                    |                    |                    |                    |                    |                      |                  |                  |
| 0.50 OR LESS . . . . .                    | 13 694 | 3 310             | 1 268              | 1 169              | 1 254              | 1 224              | 1 104              | 936                | 1 427              | 1 267                | 735              | 4 900            |
| 0.51 TO 1.00 . . . . .                    | 13 642 | 525               | 326                | 617                | 1 143              | 2 095              | 2 078              | 1 855              | 2 467              | 1 851                | 685              | 7 000            |
| 1.01 OR MORE . . . . .                    | 2 575  | 68                | 61                 | 94                 | 235                | 418                | 512                | 367                | 380                | 376                  | 64               | 6 800            |
| <b>YEAR MOVED INTO UNIT</b>               |        |                   |                    |                    |                    |                    |                    |                    |                    |                      |                  |                  |
| 1958 TO MARCH 1960 . . . . .              | 6 739  | 383               | 245                | 391                | 639                | 1 048              | 1 023              | 810                | 1 150              | 760                  | 290              | 6 600            |
| 1950 TO 1957 . . . . .                    | 12 507 | 943               | 455                | 540                | 1 058              | 1 699              | 1 833              | 1 586              | 2 065              | 1 627                | 701              | 6 900            |
| 1949 OR EARLIER . . . . .                 | 10 665 | 2 577             | 955                | 949                | 935                | 990                | 838                | 762                | 1 059              | 1 107                | 493              | 4 900            |
| <b>RENTER-OCCUPIED UNITS . . . .</b>      | 12 312 | 2 223             | 1 292              | 1 364              | 1 707              | 1 743              | 1 463              | 898                | 942                | 497                  | 183              | 4 700            |
| <b>YEAR STRUCTURE BUILT</b>               |        |                   |                    |                    |                    |                    |                    |                    |                    |                      |                  |                  |
| 1959 TO MARCH 1960 . . . . .              | 87     | 8                 | 9                  | ...                | 9                  | 12                 | 32                 | ...                | 4                  | 4                    | 9                | ...              |
| 1955 TO 1958 . . . . .                    | 476    | 50                | 8                  | 58                 | 62                 | 48                 | 97                 | 73                 | 40                 | 32                   | 8                | 6 100            |
| 1950 TO 1954 . . . . .                    | 594    | 56                | 36                 | 47                 | 94                 | 88                 | 89                 | 73                 | 74                 | 28                   | 9                | 5 700            |
| 1949 OR EARLIER . . . . .                 | 11 155 | 2 109             | 1 239              | 1 259              | 1 542              | 1 595              | 1 245              | 752                | 824                | 433                  | 157              | 4 600            |
| <b>GROSS RENT AS PERCENTAGE OF INCOME</b> |        |                   |                    |                    |                    |                    |                    |                    |                    |                      |                  |                  |
| TOTAL . . . . .                           | 11 601 | 2 057             | 1 167              | 1 288              | 1 605              | 1 662              | 1 423              | 860                | 907                | 465                  | 167              | 4 800            |
| LESS THAN 10 PERCENT . . . . .            | 978    | 4                 | 8                  | 20                 | 90                 | 153                | 93                 | 102                | 206                | 161                  | 141              | 8 200            |
| 10 TO 14 PERCENT . . . . .                | 2 157  | ...               | 64                 | 120                | 200                | 355                | 448                | 334                | 428                | 191                  | 17               | 6 800            |
| 15 TO 19 PERCENT . . . . .                | 2 335  | 17                | 93                 | 246                | 477                | 506                | 470                | 283                | 169                | 72                   | ...              | 5 700            |
| 20 TO 24 PERCENT . . . . .                | 1 543  | 63                | 178                | 212                | 349                | 344                | 203                | 92                 | 58                 | ...                  | ...              | 4 800            |
| 25 TO 34 PERCENT . . . . .                | 1 584  | 156               | 352                | 444                | 268                | 199                | 124                | 25                 | 16                 | ...                  | ...              | 3 600            |
| 35 PERCENT OR MORE . . . . .              | 2 203  | 1 496             | 397                | 196                | 82                 | 20                 | 12                 | ...                | ...                | ...                  | ...              | 2 000-           |
| NOT COMPUTED . . . . .                    | 803    | 321               | 75                 | 50                 | 99                 | 85                 | 73                 | 24                 | 30                 | 37                   | 9                | 3 100            |
| <b>AIR CONDITIONING</b>                   |        |                   |                    |                    |                    |                    |                    |                    |                    |                      |                  |                  |
| ROOM UNIT(S) . . . . .                    | 724    | 61                | 18                 | 44                 | 82                 | 85                 | 107                | 64                 | 183                | 21                   | 59               | ...              |
| CENTRAL SYSTEM . . . . .                  | 41     | ...               | ...                | ...                | 21                 | ...                | ...                | ...                | ...                | ...                  | 20               | ...              |
| NONE . . . . .                            | 11 551 | 2 202             | 1 350              | 1 516              | 1 633              | 1 481              | 1 281              | 681                | 730                | 525                  | 152              | 4 400            |
| <b>AUTOMOBILES AVAILABLE</b>              |        |                   |                    |                    |                    |                    |                    |                    |                    |                      |                  |                  |
| 1 OR MORE . . . . .                       | 9 365  | 879               | 785                | 989                | 1 353              | 1 481              | 1 337              | 903                | 975                | 459                  | 204              | 5 500            |
| NONE . . . . .                            | 2 951  | 1 462             | 530                | 298                | 304                | 166                | 61                 | 45                 | 50                 | 30                   | 5                | 2 000            |
| <b>PERSONS</b>                            |        |                   |                    |                    |                    |                    |                    |                    |                    |                      |                  |                  |
| 1 PERSON . . . . .                        | 3 042  | 1 260             | 463                | 410                | 341                | 303                | 127                | 53                 | 48                 | 16                   | 21               | 2 600            |
| 2 PERSONS . . . . .                       | 3 448  | 469               | 389                | 426                | 466                | 353                | 484                | 313                | 289                | 183                  | 76               | 4 900            |
| 3 AND 4 PERSONS . . . . .                 | 3 844  | 341               | 309                | 358                | 598                | 691                | 590                | 376                | 366                | 161                  | 54               | 5 500            |
| 5 PERSONS . . . . .                       | 936    | 89                | 60                 | 65                 | 138                | 192                | 118                | 72                 | 126                | 60                   | 16               | 5 600            |
| 6 PERSONS OR MORE . . . . .               | 1 042  | 64                | 71                 | 105                | 164                | 204                | 144                | 84                 | 113                | 77                   | 16               | 5 600            |
| <b>PERSONS PER ROOM</b>                   |        |                   |                    |                    |                    |                    |                    |                    |                    |                      |                  |                  |
| 0.50 OR LESS . . . . .                    | 3 902  | 1 059             | 456                | 428                | 468                | 424                | 344                | 215                | 251                | 159                  | 98               | 4 000            |
| 0.51 TO 1.00 . . . . .                    | 7 039  | 1 050             | 724                | 804                | 988                | 1 013              | 973                | 575                | 549                | 290                  | 73               | 5 000            |
| 1.01 OR MORE . . . . .                    | 1 371  | 114               | 132                | 132                | 251                | 306                | 146                | 108                | 142                | 48                   | 12               | 5 300            |
| <b>YEAR MOVED INTO UNIT</b>               |        |                   |                    |                    |                    |                    |                    |                    |                    |                      |                  |                  |
| 1958 TO MARCH 1960 . . . . .              | 7 391  | 1 160             | 826                | 928                | 1 029              | 1 141              | 896                | 547                | 534                | 276                  | 54               | 4 800            |
| 1950 TO 1957 . . . . .                    | 3 492  | 678               | 315                | 309                | 507                | 409                | 454                | 277                | 293                | 157                  | 93               | 4 900            |
| 1949 OR EARLIER . . . . .                 | 1 429  | 385               | 151                | 127                | 171                | 193                | 113                | 74                 | 115                | 64                   | 36               | 4 300            |

Metropolitan Housing

Table A-4.—CONDITION AND PLUMBING FACILITIES FOR OWNER- AND RENTER-OCCUPIED HOUSING UNITS, FOR THE SMSA: 1960

[Based on sample; see text. Median not shown where base is less than 200; plus (+) or minus (-) after number indicates median above or below that number]

| SUBJECT                            | TOTAL  | CONDITION AND PLUMBING FACILITIES |                              |                                |               |                              |                                | DILAPIDATED |
|------------------------------------|--------|-----------------------------------|------------------------------|--------------------------------|---------------|------------------------------|--------------------------------|-------------|
|                                    |        | SOUND                             |                              |                                | DETERIORATING |                              |                                |             |
|                                    |        | TOTAL                             | WITH ALL PLUMBING FACILITIES | LACKING SOME OR ALL FACILITIES | TOTAL         | WITH ALL PLUMBING FACILITIES | LACKING SOME OR ALL FACILITIES |             |
| OWNER-OCCUPIED UNITS . . . . .     | 29 911 | 26 680                            | 25 832                       | 848                            | 2 547         | 2 007                        | 540                            | 684         |
| YEAR STRUCTURE BUILT               |        |                                   |                              |                                |               |                              |                                |             |
| 1959 TO MARCH 1960 . . . . .       | 1 418  | 1 414                             | 1 410                        | 4                              | ***           | ***                          | ***                            | 4           |
| 1955 TO 1958 . . . . .             | 5 275  | 5 195                             | 5 127                        | 68                             | 44            | 24                           | 20                             | 36          |
| 1950 TO 1954 . . . . .             | 3 889  | 3 734                             | 3 690                        | 44                             | 95            | 64                           | 31                             | 60          |
| 1940 TO 1949 . . . . .             | 2 976  | 2 724                             | 2 639                        | 85                             | 165           | 116                          | 49                             | 87          |
| 1939 OR EARLIER . . . . .          | 16 353 | 13 613                            | 12 966                       | 647                            | 2 243         | 1 803                        | 440                            | 497         |
| INCOME IN 1959 <sup>1</sup>        |        |                                   |                              |                                |               |                              |                                |             |
| LESS THAN \$2,000 . . . . .        | 3 903  | 3 157                             | 2 859                        | 298                            | 572           | 377                          | 195                            | 174         |
| \$2,000 TO \$2,999 . . . . .       | 1 655  | 1 347                             | 1 270                        | 77                             | 236           | 148                          | 88                             | 72          |
| \$3,000 TO \$3,999 . . . . .       | 1 880  | 1 614                             | 1 524                        | 90                             | 199           | 160                          | 39                             | 67          |
| \$4,000 TO \$4,999 . . . . .       | 2 632  | 2 189                             | 2 091                        | 98                             | 335           | 261                          | 74                             | 108         |
| \$5,000 TO \$5,999 . . . . .       | 3 737  | 3 350                             | 3 261                        | 89                             | 299           | 255                          | 44                             | 88          |
| \$6,000 TO \$6,999 . . . . .       | 3 694  | 3 405                             | 3 353                        | 52                             | 261           | 232                          | 29                             | 28          |
| \$7,000 TO \$7,999 . . . . .       | 3 158  | 2 919                             | 2 873                        | 46                             | 183           | 163                          | 20                             | 56          |
| \$8,000 TO \$9,999 . . . . .       | 4 274  | 3 980                             | 3 921                        | 59                             | 235           | 219                          | 16                             | 59          |
| \$10,000 TO \$14,999 . . . . .     | 4 274  | 3 271                             | 3 247                        | 24                             | 195           | 172                          | 23                             | 28          |
| \$15,000 OR MORE . . . . .         | 1 484  | 1 448                             | 1 433                        | 15                             | 32            | 20                           | 12                             | 4           |
| MEDIAN . . . . . DOLLARS . . . . . | 6 300  | 6 500                             | 6 600                        | 3 500                          | 4 800         | 5 200                        | 2 900                          | 4 300       |
| VALUE-INCOME RATIO                 |        |                                   |                              |                                |               |                              |                                |             |
| TOTAL . . . . .                    | 25 245 | 22 827                            | 22 355                       | 472                            | 1 927         | 1 575                        | 352                            | 491         |
| LESS THAN 1.5 . . . . .            | 6 911  | 5 781                             | 5 580                        | 201                            | 865           | 725                          | 140                            | 265         |
| 1.5 TO 1.9 . . . . .               | 5 014  | 4 712                             | 4 677                        | 35                             | 244           | 210                          | 34                             | 58          |
| 2.0 TO 2.4 . . . . .               | 4 308  | 4 091                             | 4 066                        | 25                             | 173           | 157                          | 16                             | 44          |
| 2.5 TO 2.9 . . . . .               | 2 605  | 2 487                             | 2 463                        | 24                             | 94            | 71                           | 23                             | 24          |
| 3.0 TO 3.9 . . . . .               | 2 163  | 1 982                             | 1 946                        | 36                             | 145           | 105                          | 40                             | 36          |
| 4.0 OR MORE . . . . .              | 3 832  | 3 440                             | 3 329                        | 111                            | 336           | 260                          | 76                             | 56          |
| NOT COMPUTED . . . . .             | 412    | 334                               | 294                          | 40                             | 70            | 47                           | 23                             | 8           |
| PERSONS                            |        |                                   |                              |                                |               |                              |                                |             |
| 1 PERSON . . . . .                 | 2 644  | 2 223                             | 2 004                        | 219                            | 324           | 212                          | 112                            | 97          |
| 2 PERSONS . . . . .                | 9 175  | 8 291                             | 8 066                        | 225                            | 692           | 521                          | 171                            | 192         |
| 3 PERSONS . . . . .                | 5 580  | 5 141                             | 5 032                        | 109                            | 367           | 303                          | 64                             | 72          |
| 4 PERSONS . . . . .                | 5 615  | 5 100                             | 4 994                        | 106                            | 434           | 353                          | 81                             | 81          |
| 5 PERSONS . . . . .                | 3 771  | 3 333                             | 3 239                        | 94                             | 319           | 267                          | 52                             | 119         |
| 6 PERSONS OR MORE . . . . .        | 3 126  | 2 592                             | 2 497                        | 95                             | 411           | 351                          | 60                             | 123         |
| MEDIAN . . . . .                   | 3.1    | 3.0                               | 3.1                          | 2.4                            | 3.2           | 3.4                          | 2.4                            | 3.2         |
| PERSONS PER ROOM                   |        |                                   |                              |                                |               |                              |                                |             |
| 0.50 OR LESS . . . . .             | 13 694 | 12 261                            | 11 812                       | 449                            | 1 173         | 888                          | 285                            | 260         |
| 0.51 TO 1.00 . . . . .             | 13 642 | 12 380                            | 12 101                       | 279                            | 1 049         | 885                          | 164                            | 213         |
| 1.01 OR MORE . . . . .             | 2 575  | 2 039                             | 1 919                        | 120                            | 325           | 234                          | 91                             | 211         |
| RENTER-OCCUPIED UNITS . . . . .    | 12 312 | 9 191                             | 7 419                        | 1 772                          | 2 485         | 1 349                        | 1 136                          | 636         |
| YEAR STRUCTURE BUILT               |        |                                   |                              |                                |               |                              |                                |             |
| 1959 TO MARCH 1960 . . . . .       | 87     | 87                                | 87                           | ***                            | ***           | ***                          | ***                            | ***         |
| 1955 TO 1958 . . . . .             | 476    | 448                               | 440                          | 8                              | 16            | 4                            | 12                             | 12          |
| 1950 TO 1954 . . . . .             | 594    | 530                               | 510                          | 20                             | 40            | 12                           | 28                             | 24          |
| 1940 TO 1949 . . . . .             | 755    | 617                               | 581                          | 36                             | 82            | 66                           | 16                             | 56          |
| 1939 OR EARLIER . . . . .          | 10 400 | 7 509                             | 5 801                        | 1 708                          | 2 347         | 1 267                        | 1 080                          | 544         |
| INCOME IN 1959 <sup>1</sup>        |        |                                   |                              |                                |               |                              |                                |             |
| LESS THAN \$2,000 . . . . .        | 2 223  | 1 454                             | 945                          | 509                            | 591           | 201                          | 390                            | 178         |
| \$2,000 TO \$2,999 . . . . .       | 1 292  | 841                               | 572                          | 269                            | 355           | 162                          | 193                            | 96          |
| \$3,000 TO \$3,999 . . . . .       | 1 364  | 998                               | 725                          | 273                            | 275           | 135                          | 140                            | 91          |
| \$4,000 TO \$4,999 . . . . .       | 1 707  | 1 217                             | 945                          | 272                            | 384           | 238                          | 146                            | 106         |
| \$5,000 TO \$5,999 . . . . .       | 1 743  | 1 306                             | 1 118                        | 188                            | 353           | 224                          | 129                            | 84          |
| \$6,000 TO \$6,999 . . . . .       | 1 463  | 1 232                             | 1 122                        | 110                            | 203           | 143                          | 60                             | 28          |
| \$7,000 TO \$7,999 . . . . .       | 898    | 747                               | 695                          | 52                             | 129           | 102                          | 27                             | 22          |
| \$8,000 TO \$9,999 . . . . .       | 942    | 781                               | 717                          | 64                             | 142           | 107                          | 35                             | 19          |
| \$10,000 TO \$14,999 . . . . .     | 497    | 444                               | 417                          | 27                             | 41            | 29                           | 12                             | 12          |
| \$15,000 OR MORE . . . . .         | 183    | 171                               | 163                          | 8                              | 12            | 8                            | 4                              | ***         |
| MEDIAN . . . . . DOLLARS . . . . . | 4 700  | 5 100                             | 5 500                        | 3 400                          | 4 100         | 4 700                        | 2 900                          | 3 500       |
| GROSS RENT AS PERCENTAGE OF INCOME |        |                                   |                              |                                |               |                              |                                |             |
| TOTAL . . . . .                    | 11 601 | 8 744                             | 7 048                        | 1 696                          | 2 267         | 1 232                        | 1 035                          | 590         |
| LESS THAN 10 PERCENT . . . . .     | 978    | 738                               | 474                          | 264                            | 196           | 57                           | 139                            | 44          |
| 10 TO 14 PERCENT . . . . .         | 2 157  | 1 610                             | 1 323                        | 287                            | 433           | 254                          | 179                            | 114         |
| 15 TO 19 PERCENT . . . . .         | 2 333  | 1 778                             | 1 524                        | 254                            | 445           | 337                          | 108                            | 110         |
| 20 TO 24 PERCENT . . . . .         | 1 543  | 1 201                             | 1 038                        | 163                            | 302           | 178                          | 124                            | 40          |
| 25 TO 34 PERCENT . . . . .         | 1 584  | 1 215                             | 971                          | 244                            | 296           | 153                          | 143                            | 73          |
| 35 PERCENT OR MORE . . . . .       | 2 203  | 1 590                             | 1 252                        | 338                            | 463           | 205                          | 258                            | 150         |
| NOT COMPUTED . . . . .             | 803    | 612                               | 466                          | 146                            | 132           | 48                           | 84                             | 59          |
| PERSONS                            |        |                                   |                              |                                |               |                              |                                |             |
| 1 PERSON . . . . .                 | 3 042  | 2 279                             | 1 278                        | 1 001                          | 635           | 119                          | 516                            | 128         |
| 2 PERSONS . . . . .                | 3 448  | 2 700                             | 2 301                        | 399                            | 613           | 380                          | 233                            | 135         |
| 3 PERSONS . . . . .                | 2 035  | 1 582                             | 1 432                        | 150                            | 339           | 186                          | 153                            | 114         |
| 4 PERSONS . . . . .                | 1 809  | 1 377                             | 1 269                        | 108                            | 363           | 279                          | 84                             | 52          |
| 5 PERSONS . . . . .                | 936    | 681                               | 623                          | 58                             | 203           | 152                          | 51                             | 52          |
| 6 PERSONS OR MORE . . . . .        | 1 042  | 572                               | 516                          | 56                             | 332           | 233                          | 99                             | 138         |
| MEDIAN . . . . .                   | 2.4    | 2.4                               | 2.6                          | 1.4                            | 2.5           | 3.4                          | 1.7                            | 3.0         |
| PERSONS PER ROOM                   |        |                                   |                              |                                |               |                              |                                |             |
| 0.50 OR LESS . . . . .             | 3 902  | 3 092                             | 2 570                        | 522                            | 628           | 376                          | 252                            | 182         |
| 0.51 TO 1.00 . . . . .             | 7 039  | 5 353                             | 4 248                        | 1 105                          | 1 425         | 729                          | 696                            | 261         |
| 1.01 OR MORE . . . . .             | 1 371  | 746                               | 601                          | 145                            | 432           | 244                          | 188                            | 193         |

<sup>1</sup> INCOME OF PRIMARY FAMILIES AND INDIVIDUALS.



Table A-5.—ROOMS IN OWNER- AND RENTER-OCCUPIED HOUSING UNITS, FOR THE SMSA: 1960

[Based on sample; median not shown where base is insufficient; see text. Plus (+) after number indicates median above that number]

| SUBJECT                                   | TOTAL         | 1 ROOM       | 2 ROOMS      | 3 ROOMS      | 4 ROOMS      | 5 ROOMS       | 6 ROOMS      | 7 ROOMS      | 8 ROOMS OR MORE | MEDIAN     |
|---|---------------|--------------|--------------|--------------|--------------|---------------|--------------|--------------|-----------------|------------|
| <b>OWNER-OCCUPIED UNITS . . . . .</b>     | <b>29 911</b> | <b>75</b>    | <b>330</b>   | <b>1 306</b> | <b>5 422</b> | <b>10 311</b> | <b>6 593</b> | <b>3 393</b> | <b>2 481</b>    | <b>5.3</b> |
| <b>BEDROOMS</b>                           |               |              |              |              |              |               |              |              |                 |            |
| 0 TO 2 . . . . .                          | 12 858        | 64           | 343          | 1 208        | 5 150        | 4 597         | 976          | 374          | 146             | 4.4        |
| 3 . . . . .                               | 13 131        | ...          | ...          | ...          | 270          | 5 772         | 4 549        | 1 830        | 710             | 5.6        |
| 4 OR MORE . . . . .                       | 3 918         | ...          | ...          | ...          | 41           | 105           | 819          | 1 321        | 1 632           | 7.3        |
| <b>BATHROOMS</b>                          |               |              |              |              |              |               |              |              |                 |            |
| 1 . . . . .                               | 21 996        | 29           | 206          | 1 030        | 4 464        | 8 243         | 4 735        | 1 975        | 1 314           | 5.1        |
| MORE THAN 1 . . . . .                     | 6 123         | ...          | 10           | 35           | 577          | 1 658         | 1 640        | 1 172        | 1 031           | 6.0        |
| SHARED OR NONE . . . . .                  | 1 792         | 49           | 109          | 254          | 387          | 403           | 255          | 215          | 120             | 4.7        |
| <b>YEAR STRUCTURE BUILT</b>               |               |              |              |              |              |               |              |              |                 |            |
| 1959 TO MARCH 1960 . . . . .              | 1 418         | ...          | 8            | 84           | 227          | 812           | 176          | 83           | 28              | 5.0        |
| 1955 TO 1958 . . . . .                    | 5 275         | 12           | 90           | 287          | 1 014        | 2 696         | 918          | 202          | 56              | 5.0        |
| 1950 TO 1954 . . . . .                    | 3 899         | 8            | 76           | 152          | 1 153        | 1 537         | 732          | 175          | 56              | 4.9        |
| 1940 TO 1949 . . . . .                    | 2 976         | 16           | 40           | 186          | 864          | 953           | 625          | 167          | 125             | 4.9        |
| 1939 OR EARLIER . . . . .                 | 16 353        | 39           | 116          | 597          | 2 164        | 4 313         | 4 142        | 2 766        | 2 216           | 5.7        |
| <b>CONDITION AND PLUMBING</b>             |               |              |              |              |              |               |              |              |                 |            |
| SOUND . . . . .                           | 26 680        | 44           | 238          | 1 017        | 4 856        | 9 497         | 6 037        | 2 885        | 2 106           | 5.3        |
| WITH ALL PLUMBING FACILITIES . . . . .    | 25 832        | 24           | 194          | 901          | 4 676        | 9 279         | 5 913        | 2 802        | 2 043           | 5.3        |
| LACKING SOME OR ALL FACILITIES . . . . .  | 848           | 20           | 44           | 116          | 180          | 218           | 124          | 83           | 63              | 4.8        |
| DETERIORATING . . . . .                   | 2 587         | 15           | 52           | 179          | 408          | 670           | 468          | 116          | 339             | 5.4        |
| WITH ALL PLUMBING FACILITIES . . . . .    | 2 007         | ...          | 16           | 96           | 310          | 572           | 380          | 344          | 289             | 5.5        |
| LACKING SOME OR ALL FACILITIES . . . . .  | 540           | 15           | 36           | 83           | 98           | 98            | 88           | 72           | 50              | 4.9        |
| DILAPIDATED . . . . .                     | 684           | 16           | 40           | 110          | 158          | 144           | 88           | 92           | 36              | 4.6        |
| <b>VALUE-INCOME RATIO</b>                 |               |              |              |              |              |               |              |              |                 |            |
| TOTAL . . . . .                           | 25 245        | 28           | 132          | 680          | 4 406        | 9 549         | 5 944        | 2 786        | 1 720           | 5.3        |
| LESS THAN 1.5 . . . . .                   | 6 911         | 4            | 60           | 288          | 1 211        | 2 244         | 1 647        | 832          | 625             | 5.3        |
| 1.5 TO 1.9 . . . . .                      | 5 014         | 4            | 8            | 86           | 911          | 2 095         | 1 225        | 467          | 218             | 5.2        |
| 2.0 TO 2.9 . . . . .                      | 6 913         | 4            | 4            | 80           | 1 106        | 3 006         | 1 632        | 671          | 410             | 5.3        |
| 3.0 OR MORE . . . . .                     | 5 995         | 16           | 56           | 195          | 1 106        | 2 060         | 1 351        | 780          | 431             | 5.3        |
| NOT COMPUTED . . . . .                    | 412           | ...          | 4            | 31           | 72           | 144           | 89           | 36           | 36              | 5.2        |
| <b>PERSONS</b>                            |               |              |              |              |              |               |              |              |                 |            |
| 1 PERSON . . . . .                        | 2 644         | 55           | 132          | 334          | 561          | 688           | 464          | 252          | 158             | 4.6        |
| 2 PERSONS . . . . .                       | 9 175         | 20           | 122          | 503          | 2 174        | 3 056         | 1 740        | 909          | 651             | 5.1        |
| 3 PERSONS . . . . .                       | 5 580         | ...          | 36           | 178          | 1 175        | 2 060         | 1 179        | 525          | 427             | 5.2        |
| 4 PERSONS . . . . .                       | 5 615         | ...          | 28           | 156          | 856          | 2 202         | 1 427        | 572          | 374             | 5.3        |
| 5 PERSONS . . . . .                       | 3 771         | ...          | 8            | 81           | 424          | 1 329         | 930          | 563          | 436             | 5.5        |
| 6 PERSONS OR MORE . . . . .               | 3 126         | ...          | 4            | 54           | 232          | 976           | 853          | 372          | 435             | 5.8        |
| MEDIAN . . . . .                          | 3.1           | ...          | 1.8          | 2.1          | 2.5          | 3.2           | 3.4          | 3.5          | 3.5             | ...        |
| <b>RENTER-OCCUPIED UNITS . . . . .</b>    | <b>12 312</b> | <b>1 283</b> | <b>1 320</b> | <b>2 980</b> | <b>2 718</b> | <b>1 716</b>  | <b>1 099</b> | <b>634</b>   | <b>562</b>      | <b>3.7</b> |
| <b>BEDROOMS</b>                           |               |              |              |              |              |               |              |              |                 |            |
| NONE . . . . .                            | 2 000         | 1 323        | 497          | 180          | ...          | ...           | ...          | ...          | ...             | 1.3        |
| 1 . . . . .                               | 4 555         | ...          | 890          | 2 768        | 728          | 125           | 22           | 22           | ...             | 3.0        |
| 2 . . . . .                               | 3 473         | ...          | 45           | 82           | 1 870        | 1 122         | 268          | 64           | 22              | 4.4        |
| 3 OR MORE . . . . .                       | 2 288         | ...          | ...          | ...          | 86           | 510           | 632          | 589          | 471             | 6.4        |
| <b>BATHROOMS</b>                          |               |              |              |              |              |               |              |              |                 |            |
| 1 . . . . .                               | 8 513         | 199          | 605          | 2 346        | 2 356        | 1 421         | 875          | 368          | 343             | 4.0        |
| MORE THAN 1 . . . . .                     | 614           | ...          | 11           | 34           | 65           | 117           | 138          | 113          | 136             | 6.1        |
| SHARED OR NONE . . . . .                  | 3 185         | 1 075        | 678          | 601          | 289          | 168           | 130          | 142          | 102             | 2.3        |
| <b>YEAR STRUCTURE BUILT</b>               |               |              |              |              |              |               |              |              |                 |            |
| 1959 TO MARCH 1960 . . . . .              | 87            | 16           | ...          | 4            | 30           | 16            | 16           | 5            | ...             | ...        |
| 1955 TO 1958 . . . . .                    | 476           | ...          | 16           | 102          | 136          | 162           | 44           | 16           | ...             | 4.4        |
| 1950 TO 1954 . . . . .                    | 594           | 13           | 32           | 133          | 234          | 125           | 37           | 16           | 4               | 4.0        |
| 1940 TO 1949 . . . . .                    | 755           | 8            | 53           | 175          | 279          | 164           | 56           | 20           | ...             | 4.0        |
| 1939 OR EARLIER . . . . .                 | 10 400        | 1 246        | 1 219        | 2 566        | 2 039        | 1 249         | 946          | 577          | 558             | 3.6        |
| <b>CONDITION AND PLUMBING</b>             |               |              |              |              |              |               |              |              |                 |            |
| SOUND . . . . .                           | 9 191         | 827          | 900          | 2 382        | 2 123        | 1 307         | 847          | 443          | 362             | 3.7        |
| WITH ALL PLUMBING FACILITIES . . . . .    | 7 419         | 166          | 485          | 2 048        | 1 983        | 1 241         | 799          | 375          | 322             | 4.0        |
| LACKING SOME OR ALL FACILITIES . . . . .  | 1 772         | 661          | 415          | 334          | 140          | 66            | 48           | 68           | 40              | 2.0        |
| DETERIORATING . . . . .                   | 2 485         | 412          | 331          | 454          | 469          | 286           | 220          | 154          | 159             | 3.6        |
| WITH ALL PLUMBING FACILITIES . . . . .    | 1 349         | 20           | 107          | 268          | 340          | 234           | 161          | 107          | 112             | 4.3        |
| LACKING SOME OR ALL FACILITIES . . . . .  | 1 136         | 392          | 224          | 186          | 129          | 52            | 59           | 47           | 47              | 2.3        |
| DILAPIDATED . . . . .                     | 636           | 44           | 89           | 144          | 126          | 123           | 32           | 37           | 41              | 3.8        |
| <b>GROSS RENT AS PERCENTAGE OF INCOME</b> |               |              |              |              |              |               |              |              |                 |            |
| TOTAL . . . . .                           | 11 601        | 1 279        | 1 316        | 2 961        | 2 662        | 1 628         | 959          | 473          | 323             | 3.6        |
| LESS THAN 10 PERCENT . . . . .            | 978           | 298          | 81           | 215          | 159          | 96            | 68           | 29           | 32              | 3.0        |
| 10 TO 14 PERCENT . . . . .                | 2 157         | 217          | 222          | 644          | 537          | 293           | 120          | 89           | 35              | 3.5        |
| 15 TO 19 PERCENT . . . . .                | 2 335         | 125          | 230          | 624          | 632          | 335           | 247          | 91           | 49              | 3.8        |
| 20 TO 24 PERCENT . . . . .                | 1 543         | 114          | 149          | 385          | 368          | 239           | 175          | 84           | 29              | 3.8        |
| 25 TO 34 PERCENT . . . . .                | 1 584         | 131          | 210          | 384          | 355          | 268           | 143          | 46           | 47              | 3.7        |
| 35 PERCENT OR MORE . . . . .              | 2 203         | 303          | 367          | 574          | 493          | 239           | 126          | 65           | 36              | 3.3        |
| NOT COMPUTED . . . . .                    | 803           | 91           | 57           | 135          | 118          | 158           | 80           | 69           | 95              | 4.6        |
| <b>PERSONS</b>                            |               |              |              |              |              |               |              |              |                 |            |
| 1 PERSON . . . . .                        | 3 042         | 1 186        | 699          | 668          | 321          | 96            | 32           | 23           | 17              | 2.0        |
| 2 PERSONS . . . . .                       | 3 448         | 93           | 466          | 1 334        | 808          | 422           | 160          | 103          | 62              | 3.4        |
| 3 PERSONS . . . . .                       | 2 035         | 4            | 117          | 624          | 616          | 344           | 181          | 104          | 45              | 3.9        |
| 4 PERSONS . . . . .                       | 1 809         | ...          | 21           | 253          | 618          | 397           | 259          | 132          | 129             | 4.5        |
| 5 PERSONS . . . . .                       | 936           | ...          | 9            | 61           | 221          | 242           | 202          | 97           | 104             | 5.2        |
| 6 PERSONS OR MORE . . . . .               | 1 042         | ...          | 8            | 40           | 134          | 215           | 265          | 175          | 205             | 6.0        |
| MEDIAN . . . . .                          | 2.4           | 1.0          | 1.4          | 2.1          | 2.9          | 3.5           | 4.2          | 4.2          | 4.8             | ...        |

## Metropolitan Housing

Table A-6.—UNITS IN STRUCTURE FOR OWNER- AND RENTER-OCCUPIED HOUSING UNITS, FOR THE SMSA: 1960

[Based on sample; median not shown where base is insufficient; see text. Plus (+) or minus (-) after number indicates median above or below that number]

| SUBJECT                                    | OWNER OCCUPIED |        |                 |          | RENTER OCCUPIED |        |         |               |               |                  |          |
|--|----------------|--------|-----------------|----------|-----------------|--------|---------|---------------|---------------|------------------|----------|
|  | TOTAL          | 1 UNIT | 2 UNITS OR MORE | TRAILERS | TOTAL           | 1 UNIT | 2 UNITS | 3 AND 4 UNITS | 5 TO 19 UNITS | 20 UNITS OR MORE | TRAILERS |
| ALL OCCUPIED UNITS . . . . .               | 29 911         | 27 553 | 1 426           | 932      | 12 312          | 5 841  | 1 986   | 2 084         | 1 795         | 555              | 51       |
| ROOMS                                      |                |        |                 |          |                 |        |         |               |               |                  |          |
| 1 ROOM . . . . .                           | 78             | 51     | 23              | 4        | 1 274           | 84     | 50      | 246           | 519           | 371              | 4        |
| 2 ROOMS . . . . .                          | 325            | 126    | 65              | 134      | 1 294           | 249    | 189     | 360           | 453           | 35               | 8        |
| 3 ROOMS . . . . .                          | 1 319          | 742    | 220             | 357      | 2 981           | 827    | 692     | 882           | 492           | 73               | 15       |
| 4 ROOMS . . . . .                          | 5 428          | 4 649  | 382             | 397      | 2 710           | 1 250  | 678     | 437           | 249           | 76               | 20       |
| 5 ROOMS . . . . .                          | 10 304         | 9 902  | 362             | 40       | 1 706           | 1 263  | 281     | 100           | 62            | ...              | ...      |
| 6 ROOMS . . . . .                          | 6 630          | 6 448  | 182             | ...      | 1 143           | 1 027  | 65      | 32            | 15            | ...              | 4        |
| 7 ROOMS OR MORE . . . . .                  | 5 827          | 5 635  | 192             | ...      | 1 204           | 1 141  | 31      | 27            | 5             | ...              | ...      |
| MEDIAN . . . . .                           | 5.3            | 5.3    | 4.6             | 3.4      | 3.7             | 4.9    | 3.6     | 3.0           | 2.3           | 1.2              | ...      |
| YEAR STRUCTURE BUILT                       |                |        |                 |          |                 |        |         |               |               |                  |          |
| 1959 TO MARCH 1960 . . . . .               | 1 415          | 1 206  | 5               | 204      | 71              | 56     | 6       | ...           | ...           | 5                | 4        |
| 1955 TO 1958 . . . . .                     | 5 215          | 4 648  | 14              | 553      | 479             | 329    | 31      | 61            | 30            | ...              | 28       |
| 1950 TO 1954 . . . . .                     | 3 967          | 3 821  | 20              | 126      | 571             | 400    | 25      | 46            | 89            | ...              | 11       |
| 1940 TO 1949 . . . . .                     | 2 975          | 2 890  | 44              | 41       | 800             | 520    | 143     | 80            | 53            | ...              | 4        |
| 1939 OR EARLIER . . . . .                  | 16 339         | 14 988 | 1 343           | 8        | 10 391          | 4 536  | 1 781   | 1 897         | 1 623         | 550              | 4        |
| CONDITION AND PLUMBING                     |                |        |                 |          |                 |        |         |               |               |                  |          |
| SOUND . . . . .                            | 26 654         | 24 561 | 1 197           | 896      | 9 285           | 4 323  | 1 584   | 1 608         | 1 330         | 401              | 39       |
| WITH ALL PLUMBING FACIL. . . . .           | 25 768         | 23 839 | 1 060           | 869      | 7 499           | 3 854  | 1 348   | 1 177         | 860           | 225              | 35       |
| LACKING SOME OR ALL FACIL. . . . .         | 886            | 722    | 137             | 27       | 1 786           | 469    | 236     | 431           | 470           | 176              | 4        |
| DETERIORATING . . . . .                    | 2 571          | 2 348  | 195             | 28       | 2 427           | 1 180  | 312     | 365           | 408           | 154              | 8        |
| WITH ALL PLUMBING FACIL. . . . .           | 2 026          | 1 868  | 138             | 20       | 1 369           | 832    | 252     | 165           | 120           | ...              | ...      |
| LACKING SOME OR ALL FACIL. . . . .         | 545            | 480    | 57              | 8        | 1 058           | 348    | 60      | 200           | 288           | 154              | 8        |
| DILAPIDATED . . . . .                      | 686            | 644    | 34              | 8        | 600             | 338    | 90      | 111           | 57            | ...              | 4        |
| GROSS RENT                                 |                |        |                 |          |                 |        |         |               |               |                  |          |
| TOTAL . . . . .                            | ...            | ...    | ...             | ...      | 11 631          | 5 178  | 1 976   | 2 084         | 1 795         | 555              | 43       |
| LESS THAN \$30 . . . . .                   | ...            | ...    | ...             | ...      | 238             | 19     | 30      | 59            | 125           | 5                | ...      |
| \$30 TO \$39 . . . . .                     | ...            | ...    | ...             | ...      | 571             | 81     | 54      | 93            | 219           | 124              | ...      |
| \$40 TO \$49 . . . . .                     | ...            | ...    | ...             | ...      | 873             | 196    | 101     | 203           | 262           | 103              | 8        |
| \$50 TO \$59 . . . . .                     | ...            | ...    | ...             | ...      | 1 029           | 337    | 163     | 314           | 195           | 20               | ...      |
| \$60 TO \$69 . . . . .                     | ...            | ...    | ...             | ...      | 1 486           | 535    | 260     | 405           | 232           | 46               | 8        |
| \$70 TO \$79 . . . . .                     | ...            | ...    | ...             | ...      | 1 505           | 528    | 365     | 340           | 241           | 31               | ...      |
| \$80 TO \$99 . . . . .                     | ...            | ...    | ...             | ...      | 2 706           | 1 171  | 657     | 477           | 304           | 86               | 11       |
| \$100 TO \$119 . . . . .                   | ...            | ...    | ...             | ...      | 1 338           | 843    | 217     | 118           | 130           | 26               | 4        |
| \$120 OR MORE . . . . .                    | ...            | ...    | ...             | ...      | 1 241           | 940    | 81      | 55            | 67            | 94               | 4        |
| NO CASH RENT . . . . .                     | ...            | ...    | ...             | ...      | 644             | 528    | 48      | 20            | 20            | 20               | 8        |
| MEDIAN . . . . . DOLLARS . . . . .         | ...            | ...    | ...             | ...      | 79              | 91     | 80      | 69            | 64            | 63               | ...      |
| HEATING EQUIPMENT                          |                |        |                 |          |                 |        |         |               |               |                  |          |
| STEAM OR HOT WATER . . . . .               | 1 706          | 1 490  | 212             | 4        | 2 555           | 437    | 186     | 493           | 905           | 534              | ...      |
| WARM AIR FURNACE . . . . .                 | 23 451         | 21 743 | 1 132           | 576      | 7 127           | 3 515  | 1 415   | 1 360         | 792           | 21               | 24       |
| FLOOR, WALL, OR PIPELESS FURNACE . . . . . | 1 420          | 1 350  | 30              | 40       | 516             | 349    | 61      | 45            | 57            | ...              | 4        |
| BUILT-IN ELECTRIC UNIT . . . . .           | 121            | 117    | ...             | 4        | 26              | 16     | ...     | 5             | 5             | ...              | ...      |
| OTHER MEANS WITH FLUE . . . . .            | 3 111          | 2 773  | 52              | 286      | 2 004           | 1 479  | 309     | 166           | 31            | ...              | 19       |
| OTHER MEANS WITHOUT FLUE . . . . .         | 87             | 65     | ...             | 22       | 69              | 45     | 10      | 10            | ...           | ...              | 4        |
| NONE . . . . .                             | 15             | 15     | ...             | ...      | 15              | ...    | 5       | 5             | 5             | ...              | ...      |
| PERSONS                                    |                |        |                 |          |                 |        |         |               |               |                  |          |
| 1 PERSON . . . . .                         | 2 591          | 2 138  | 352             | 101      | 3 061           | 539    | 332     | 821           | 878           | 483              | 8        |
| 2 PERSONS . . . . .                        | 9 222          | 8 416  | 514             | 292      | 3 425           | 1 343  | 719     | 687           | 594           | 67               | 15       |
| 3 PERSONS . . . . .                        | 5 533          | 5 049  | 213             | 271      | 2 031           | 1 037  | 439     | 343           | 199           | 5                | 8        |
| 4 PERSONS . . . . .                        | 5 675          | 5 298  | 177             | 200      | 1 784           | 1 251  | 309     | 140           | 68            | ...              | 16       |
| 5 PERSONS . . . . .                        | 3 799          | 3 628  | 123             | 48       | 944             | 746    | 111     | 46            | 41            | ...              | ...      |
| 6 PERSONS OR MORE . . . . .                | 3 091          | 3 024  | 47              | 20       | 1 067           | 925    | 76      | 47            | 15            | ...              | 4        |
| MEDIAN . . . . .                           | 3.1            | 3.1    | 2.2             | 2.6      | 2.4             | 3.5    | 2.4     | 1.8           | 1.5           | 1.1              | ...      |
| YEAR MOVED INTO UNIT                       |                |        |                 |          |                 |        |         |               |               |                  |          |
| 1959 TO MARCH 1960 . . . . .               | 4 296          | 3 702  | 148             | 446      | 5 353           | 2 369  | 961     | 984           | 825           | 183              | 31       |
| 1958 . . . . .                             | 2 460          | 2 181  | 91              | 188      | 1 915           | 871    | 328     | 363           | 260           | 77               | 16       |
| 1950 TO 1957 . . . . .                     | 12 551         | 11 760 | 501             | 290      | 3 578           | 1 806  | 489     | 553           | 531           | 195              | 4        |
| 1940 TO 1949 . . . . .                     | 5 665          | 5 247  | 410             | 8        | 1 011           | 523    | 162     | 129           | 108           | 89               | ...      |
| 1939 OR EARLIER . . . . .                  | 4 939          | 4 663  | 276             | ...      | 455             | 272    | 46      | 55            | 71            | 11               | ...      |



Table A-8.—OCCUPIED HOUSING UNITS SHARING OR LACKING SPECIFIED FACILITIES, FOR THE SMSA: 1960

(Based on sample; the "total" columns are not additive; see text)

| SUBJECT  | UNITS SHARING-- |             |                               |                         |              |                                | UNITS WITH NO BATH AND/OR TOILET <sup>1</sup> |                           |
|--|-----------------|-------------|-------------------------------|-------------------------|--------------|--------------------------------|---|---------------------------|
|  | TOTAL           | ACCESS ONLY | ACCESS AND BATH AND/OR TOILET | BATH AND/OR TOILET ONLY | COOKING ONLY | COOKING AND BATH AND/OR TOILET | TOTAL   | SHARING ACCESS OR COOKING |
| <b>UNITS IN STRUCTURE</b>                          |                 |             |                               |                         |              |                                |   |                           |
| OWNER OCCUPIED . . . . .                           | 270             | 5           | ...                           | 230                     | 20           | 15                             | 1 371   | ...                       |
| 1 . . . . .  | 10              | ...         | ...                           | ...                     | 10           | ...                            | 1 362   | ...                       |
| 2 OR MORE . . . . .                                | 260             | 5           | ...                           | 230                     | 10           | 15                             | 9   | ...                       |
| RENTER OCCUPIED . . . . .                          | 2 344           | 15          | 35                            | 1 595                   | 57           | 642                            | 806   | ...                       |
| 1 . . . . .  | 5               | ...         | ...                           | ...                     | 5            | ...                            | 756   | ...                       |
| 2 . . . . .  | 328             | 15          | 21                            | 254                     | 5            | 33                             | 26  | ...                       |
| 3 AND 4 . . . . .                                  | 738             | ...         | 14                            | 624                     | 5            | 95                             | 19  | ...                       |
| 5 TO 19 . . . . .                                  | 888             | ...         | ...                           | 662                     | 6            | 220                            | 5   | ...                       |
| 20 OR MORE . . . . .                               | 385             | ...         | ...                           | 55                      | 36           | 294                            | ...   | ...                       |
| <b>RENTER-OCCUPIED UNITS . . . . .</b>             | <b>2 371</b>    | <b>17</b>   | <b>36</b>                     | <b>1 595</b>            | <b>52</b>    | <b>671</b>                     | <b>867</b>                                    | <b>...</b>                |
| <b>YEAR STRUCTURE BUILT</b>                        |                 |             |                               |                         |              |                                |   |                           |
| 1955 TO MARCH 1960 . . . . .                       | 4               | ...         | ...                           | ...                     | 4            | ...                            | 28  | ...                       |
| 1950 TO 1954 . . . . .                             | ...             | ...         | ...                           | 21                      | ...          | ...                            | 68  | ...                       |
| 1940 TO 1949 . . . . .                             | 21              | ...         | ...                           | ...                     | ...          | ...                            | 39  | ...                       |
| 1939 OR EARLIER . . . . .                          | 2 346           | 17          | 36                            | 1 574                   | 48           | 671                            | 732   | ...                       |
| <b>CONDITION</b>                                   |                 |             |                               |                         |              |                                |   |                           |
| SOUND . . . . .                                    | 1 512           | 17          | 28                            | 965                     | 52           | 450                            | 281   | ...                       |
| DETERIORATING . . . . .                            | 762             | ...         | 8                             | 536                     | ...          | 218                            | 342   | ...                       |
| DILAPIDATED . . . . .                              | 97              | ...         | ...                           | 94                      | ...          | 3                              | 244   | ...                       |
| <b>INCOME IN 1959<sup>2</sup></b>                  |                 |             |                               |                         |              |                                |   |                           |
| LESS THAN \$2,000 . . . . .                        | 810             | 9           | 8                             | 525                     | 20           | 248                            | 214   | ...                       |
| \$2,000 TO \$3,999 . . . . .                       | 728             | ...         | 4                             | 518                     | 8            | 198                            | 211   | ...                       |
| \$4,000 TO \$5,999 . . . . .                       | 567             | ...         | 24                            | 341                     | 20           | 182                            | 282   | ...                       |
| \$6,000 TO \$7,999 . . . . .                       | 174             | ...         | ...                           | 150                     | ...          | 24                             | 83  | ...                       |
| \$8,000 TO \$9,999 . . . . .                       | 64              | 4           | ...                           | 45                      | ...          | 15                             | 38  | ...                       |
| \$10,000 OR MORE . . . . .                         | 28              | 4           | ...                           | 16                      | 4            | 4                              | 39  | ...                       |
| <b>GROSS RENT</b>                                  |                 |             |                               |                         |              |                                |   |                           |
| TOTAL . . . . .                                    | 2 363           | 17          | 36                            | 1 587                   | 52           | 671                            | 656   | ...                       |
| LESS THAN \$20 . . . . .                           | 12              | ...         | 4                             | 4                       | ...          | 4                              | 4   | ...                       |
| \$20 TO \$39 . . . . .                             | 666             | ...         | 4                             | 282                     | 16           | 364                            | 57  | ...                       |
| \$40 TO \$59 . . . . .                             | 924             | ...         | 16                            | 702                     | ...          | 206                            | 205   | ...                       |
| \$60 TO \$79 . . . . .                             | 529             | 8           | 8                             | 445                     | 4            | 64                             | 222   | ...                       |
| \$80 TO \$99 . . . . .                             | 118             | ...         | ...                           | 101                     | 8            | 9                              | 47  | ...                       |
| \$100 TO \$119 . . . . .                           | 17              | 5           | ...                           | 12                      | ...          | ...                            | 8   | ...                       |
| \$120 OR MORE . . . . .                            | 41              | ...         | 4                             | 17                      | ...          | 4                              | 4   | ...                       |
| NO CASH RENT . . . . .                             | 56              | 4           | 4                             | 24                      | 4            | 20                             | 109   | ...                       |
| <b>PERSONS</b>                                     |                 |             |                               |                         |              |                                |   |                           |
| 1 PERSON . . . . .                                 | 1 530           | 5           | 20                            | 819                     | 52           | 634                            | 123   | ...                       |
| 2 PERSONS . . . . .                                | 510             | 4           | 8                             | 465                     | ...          | 33                             | 169   | ...                       |
| 3 PERSONS . . . . .                                | 197             | 4           | 4                             | 185                     | ...          | 4                              | 173   | ...                       |
| 4 PERSONS OR MORE . . . . .                        | 134             | 4           | 4                             | 126                     | ...          | ...                            | 402   | ...                       |
| <b>HOUSEHOLD COMPOSITION</b>                       |                 |             |                               |                         |              |                                |   |                           |
| <b>TWO-OR-MORE-PERSON HOUSEHOLDS</b>               |                 |             |                               |                         |              |                                |   |                           |
| MALE HEAD, WIFE PRESENT, NO NONRELATIVES . . . . . | 570             | 8           | 12                            | 534                     | ...          | 16                             | 647   | ...                       |
| UNDER 45 YEARS . . . . .                           | 389             | 4           | 8                             | 365                     | ...          | 12                             | 381   | ...                       |
| 45 TO 64 YEARS . . . . .                           | 131             | ...         | 4                             | 127                     | ...          | ...                            | 207   | ...                       |
| 65 YEARS AND OVER . . . . .                        | 50              | 4           | ...                           | 42                      | ...          | 4                              | 59  | ...                       |
| OTHER MALE HEAD . . . . .                          | 69              | 4           | ...                           | 53                      | ...          | 12                             | 36  | ...                       |
| UNDER 65 YEARS . . . . .                           | 56              | 4           | ...                           | 40                      | ...          | 12                             | 20  | ...                       |
| 65 YEARS AND OVER . . . . .                        | 13              | ...         | ...                           | 13                      | ...          | ...                            | 16  | ...                       |
| FEMALE HEAD . . . . .                              | 202             | ...         | 4                             | 189                     | ...          | 9                              | 61  | ...                       |
| UNDER 65 YEARS . . . . .                           | 186             | ...         | 4                             | 173                     | ...          | 9                              | 57  | ...                       |
| 65 YEARS AND OVER . . . . .                        | 16              | ...         | ...                           | 16                      | ...          | ...                            | 4   | ...                       |
| <b>ONE-PERSON HOUSEHOLDS</b>                       |                 |             |                               |                         |              |                                |   |                           |
| UNDER 65 YEARS . . . . .                           | 1 118           | 5           | 20                            | 819                     | 52           | 634                            | 123   | ...                       |
| 65 YEARS AND OVER . . . . .                        | 412             | ...         | 16                            | 548                     | 32           | 522                            | 63  | ...                       |
| <b>YEAR MOVED INTO UNIT</b>                        |                 |             |                               |                         |              |                                |   |                           |
| 1959 TO MARCH 1960 . . . . .                       | 1 099           | 8           | 12                            | 716                     | 24           | 339                            | 261   | ...                       |
| 1958 . . . . .                                     | 382             | 4           | 8                             | 281                     | ...          | 89                             | 91  | ...                       |
| 1950 TO 1957 . . . . .                             | 665             | ...         | 8                             | 465                     | 20           | 172                            | 351   | ...                       |
| 1949 OR EARLIER . . . . .                          | 225             | 5           | 8                             | 133                     | 8            | 71                             | 164   | ...                       |
| <b>TYPE OF HOUSEHOLD</b>                           |                 |             |                               |                         |              |                                |   |                           |
| <b>HOUSEHOLDS WITHOUT NONRELATIVES</b>             |                 |             |                               |                         |              |                                |   |                           |
| MALE HEAD, WIFE PRESENT . . . . .                  | 2 270           | 13          | 36                            | 1 514                   | 52           | 655                            | 850   | ...                       |
| 2 PERSONS . . . . .                                | 570             | 8           | 12                            | 534                     | ...          | 16                             | 647   | ...                       |
| 3 PERSONS . . . . .                                | 300             | 4           | 4                             | 276                     | ...          | 16                             | 124   | ...                       |
| 4 PERSONS OR MORE . . . . .                        | 156             | ...         | 4                             | 152                     | ...          | ...                            | 145   | ...                       |
| OTHER HOUSEHOLD GROUPS . . . . .                   | 114             | 4           | 4                             | 106                     | ...          | ...                            | 378   | ...                       |
| 1 700 . . . . .                                    | 5               | 24          | 980                           | 52                      | 639          | 203                            | ...   | ...                       |
| HOUSEHOLDS WITH NONRELATIVES . . . . .             | 101             | 4           | ...                           | 81                      | ...          | 16                             | 17  | ...                       |
| <b>ROOMS AND PERSONS</b>                           |                 |             |                               |                         |              |                                |   |                           |
| 1 ROOM . . . . .                                   | 1 121           | ...         | 8                             | 411                     | 48           | 654                            | 24  | ...                       |
| 1 PERSON . . . . .                                 | 1 057           | ...         | 8                             | 371                     | 48           | 630                            | 24  | ...                       |
| 2 PERSONS OR MORE . . . . .                        | 64              | ...         | ...                           | 40                      | ...          | 24                             | ...   | ...                       |
| 2 ROOMS . . . . .                                  | 610             | 9           | 12                            | 581                     | 4            | 4                              | 85  | ...                       |
| 1 PERSON . . . . .                                 | 359             | 5           | 8                             | 338                     | 4            | 4                              | 44  | ...                       |
| 2 AND 3 PERSONS . . . . .                          | 230             | ...         | 4                             | 226                     | ...          | ...                            | 41  | ...                       |
| 4 PERSONS OR MORE . . . . .                        | 21              | 4           | ...                           | 17                      | ...          | ...                            | ...   | ...                       |
| 3 ROOMS . . . . .                                  | 446             | 4           | 12                            | 421                     | ...          | 9                              | 130   | ...                       |
| 4 ROOMS . . . . .                                  | 123             | 4           | 4                             | 111                     | ...          | 4                              | 183   | ...                       |
| 5 ROOMS OR MORE . . . . .                          | 71              | ...         | ...                           | 71                      | ...          | ...                            | 445   | ...                       |

<sup>1</sup> EXCLUDES UNITS SHARING BATH AND/OR TOILET; SEE TEXT.

<sup>2</sup> INCOME OF PRIMARY FAMILIES AND INDIVIDUALS.

Table A-9.—DURATION OF VACANCY, FOR AVAILABLE VACANT HOUSING UNITS, FOR THE SMSA: 1960

[Based on sample; see text. Median not shown where base is less than 200; plus (+) or minus (-) after number indicates median above or below that number]

| SUBJECT  | TOTAL  | LESS THAN 4 MONTHS | 4 UP TO 6 MONTHS | 6 MONTHS OR MORE | SUBJECT                                       | TOTAL | LESS THAN 1 MONTH | 1 UP TO 4 MONTHS | 4 MONTHS OR MORE |
|--|--------|--------------------|------------------|------------------|---|-------|-------------------|------------------|------------------|
| VACANT AVAILABLE FOR SALE . . . . .            | 240    | 194                | ...              | 46               | VACANT AVAILABLE FOR RENT . . . . .           | 369   | 190               | 126              | 53               |
| ROOMS  |        |                    |                  |                  | ROOMS   |       |                   |                  |                  |
| 1 TO 3 ROOMS . . . . .                         | 28     | 15                 | ...              | 13               | 1 ROOM . . . . .                              | 58    | 34                | 24               | ...              |
| 4 ROOMS . . . . .                              | 30     | 26                 | ...              | 4                | 2 ROOMS . . . . .                             | 58    | 45                | 13               | ...              |
| 5 ROOMS . . . . .                              | 107    | 89                 | ...              | 18               | 3 ROOMS . . . . .                             | 93    | 43                | 35               | 15               |
| 6 ROOMS . . . . .                              | 43     | 43                 | ...              | ...              | 4 ROOMS . . . . .                             | 87    | 40                | 28               | 19               |
| 7 ROOMS OR MORE . . . . .                      | 32     | 21                 | ...              | 11               | 5 ROOMS OR MORE . . . . .                     | 73    | 28                | 26               | 19               |
| BEDROOMS                                       |        |                    |                  |                  | BEDROOMS                                      |       |                   |                  |                  |
| 0 AND 1 . . . . .                              | ...    | ...                | ...              | ...              | 0 AND 1 . . . . .                             | 235   | 133               | 60               | 42               |
| 2 . . . . .                                    | 121    | 121                | ...              | ...              | 2 . . . . .                                   | 64    | 14                | 37               | 13               |
| 3 OR MORE . . . . .                            | 126    | 103                | ...              | 23               | 3 OR MORE . . . . .                           | 38    | 24                | 14               | ...              |
| UNITS IN STRUCTURE                             |        |                    |                  |                  | UNITS IN STRUCTURE                            |       |                   |                  |                  |
| 1 . . . . .                                    | 241    | 188                | ...              | 53               | 1 . . . . .                                   | 149   | 48                | 55               | 46               |
| 2 . . . . .                                    | ...    | ...                | ...              | ...              | 2 TO 9 . . . . .                              | 176   | 95                | 73               | 8                |
| 3 OR MORE . . . . .                            | ...    | ...                | ...              | ...              | 10 TO 19 . . . . .                            | 21    | 21                | ...              | ...              |
| YEAR STRUCTURE BUILT                           |        |                    |                  |                  | 20 OR MORE . . . . .                          | 29    | 29                | ...              | ...              |
| 1959 TO MARCH 1960 . . . . .                   | 85     | 81                 | ...              | 4                | YEAR STRUCTURE BUILT                          |       |                   |                  |                  |
| 1950 TO 1958 . . . . .                         | 50     | 32                 | ...              | 18               | 1959 TO MARCH 1960 . . . . .                  | 7     | 7                 | ...              | ...              |
| 1949 OR EARLIER . . . . .                      | 105    | 81                 | ...              | 24               | 1950 TO 1958 . . . . .                        | 34    | 16                | 11               | 7                |
| PLUMBING                                       |        |                    |                  |                  | 1949 OR EARLIER . . . . .                     | 328   | 167               | 115              | 46               |
| WITH ALL PLUMBING FACILITIES . . . . .         | 199    | 161                | ...              | 38               | PLUMBING                                      |       |                   |                  |                  |
| LACKING SOME OR ALL FACILITIES . . . . .       | 41     | 33                 | ...              | 8                | WITH ALL PLUMBING FACILITIES . . . . .        | 199   | 110               | 53               | 36               |
| HEATING EQUIPMENT                              |        |                    |                  |                  | LACKING SOME OR ALL FACILITIES . . . . .      | 170   | 80                | 73               | 17               |
| STEAM; HOT WATER; WARM AIR FURNACE . . . . .   | 185    | 164                | ...              | 21               | RENT ASKED                                    |       |                   |                  |                  |
| OTHER . . . . .                                | 55     | 30                 | ...              | 25               | TOTAL . . . . .                               | 352   | 186               | 118              | 48               |
| NONE . . . . .                                 | ...    | ...                | ...              | ...              | LESS THAN \$40 . . . . .                      | 56    | 29                | 23               | 4                |
| SALE PRICE ASKED                               |        |                    |                  |                  | \$40 TO \$59 . . . . .                        | 74    | 26                | 33               | 15               |
| TOTAL . . . . .                                | 236    | 194                | ...              | 42               | \$60 TO \$79 . . . . .                        | 128   | 78                | 35               | 15               |
| LESS THAN \$5,000 . . . . .                    | 39     | 27                 | ...              | 12               | \$80 TO \$99 . . . . .                        | 60    | 31                | 19               | 10               |
| \$5,000 TO \$9,900 . . . . .                   | 33     | 20                 | ...              | 13               | \$100 OR MORE . . . . .                       | 34    | 22                | 8                | 4                |
| \$10,000 TO \$14,900 . . . . .                 | 69     | 69                 | ...              | ...              | MEDIAN RENT ASKED . . . . . DOLLARS . . . . . | 67    | ...               | ...              | ...              |
| \$15,000 TO \$19,900 . . . . .                 | 67     | 56                 | ...              | 11               |   |       |                   |                  |                  |
| \$20,000 TO \$24,900 . . . . .                 | 19     | 16                 | ...              | 3                |   |       |                   |                  |                  |
| \$25,000 OR MORE . . . . .                     | 9      | 6                  | ...              | 3                |   |       |                   |                  |                  |
| MEDIAN PRICE ASKED . . . . . DOLLARS . . . . . | 13 300 | ...                | ...              | ...              |   |       |                   |                  |                  |

Table A-10.—RENT ASKED FOR VACANT HOUSING UNITS AVAILABLE FOR RENT, FOR THE SMSA: 1960

[Based on sample; see text]

| SUBJECT                                  | TOTAL | LESS THAN \$40 | \$40 TO \$59 | \$60 TO \$79 | \$80 TO \$99 | \$100 OR MORE |
|--|-------|----------------|--------------|--------------|--------------|---------------|
| VACANT AVAILABLE FOR RENT . . . . .      | 352   | 56             | 74           | 128          | 60           | 34            |
| BEDROOMS                                 |       |                |              |              |              |               |
| 0 AND 1 . . . . .                        | 212   | 14             | 41           | 134          | 23           | ...           |
| 2 . . . . .                              | 64    | ...            | 51           | ...          | 13           | ...           |
| 3 OR MORE . . . . .                      | 14    | ...            | ...          | ...          | ...          | 14            |
| UNITS IN STRUCTURE                       |       |                |              |              |              |               |
| 1 . . . . .                              | 139   | 21             | 25           | 56           | 19           | 18            |
| 2 TO 4 . . . . .                         | 149   | 18             | 31           | 54           | 29           | 17            |
| 5 OR MORE . . . . .                      | 77    | 23             | 10           | 22           | 22           | ...           |
| YEAR STRUCTURE BUILT                     |       |                |              |              |              |               |
| 1959 TO MARCH 1960 . . . . .             | 7     | ...            | ...          | ...          | 4            | 3             |
| 1950 TO 1958 . . . . .                   | 34    | 4              | ...          | 9            | 14           | 7             |
| 1949 OR EARLIER . . . . .                | 311   | 52             | 74           | 119          | 42           | 24            |
| PLUMBING                                 |       |                |              |              |              |               |
| WITH ALL PLUMBING FACILITIES . . . . .   | 195   | 3              | 14           | 92           | 52           | 34            |
| LACKING SOME OR ALL FACILITIES . . . . . | 157   | 53             | 60           | 36           | 8            | ...           |
| INCLUSION OF UTILITIES IN RENT           |       |                |              |              |              |               |
| ALL UTILITIES INCLUDED . . . . .         | 169   | 40             | 47           | 58           | 16           | 8             |
| SOME OR NO UTILITIES INCLUDED . . . . .  | 183   | 16             | 27           | 70           | 44           | 26            |

# CHAMPAIGN-URBANA

ILLINOIS

## STANDARD METROPOLITAN STATISTICAL AREA

Statistics for a standard metropolitan statistical area of 100,000 inhabitants or more, and for each place of 100,000 inhabitants or more within the area, are presented in a series of standard tables. The tables are arranged by area and the subjects are the same in the tables having the same basic number. The prefix letter "A" has been assigned to the tables for the total SMSA; tables for places, which follow in alphabetical order, have the prefix letter "B," "C," etc. Tables 1 to 10 are presented in each report. Tables 11 to 14, which are for units with nonwhite household heads, are given if the SMSA or place has 25,000 or more such units.

### LIST OF TABLES

[Page numbers listed here omit the chapter number which appears as part of the page number for each page. The chapter number for this area is 38]

| Table title   | Standard metropolitan statistical area (Prefix A) |
|---|---|
|   | <i>Page</i>                                       |
| Table 1.—Value of owner-occupied housing units .....  | 3   |
| Table 2.—Gross rent of renter-occupied housing units .....  | 4   |
| Table 3.—Income in 1959 of primary families and individuals in owner- and renter-occupied housing units ..... | 5   |
| Table 4.—Condition and plumbing facilities for owner- and renter-occupied housing units                       | 6   |
| Table 5.—Rooms in owner- and renter-occupied housing units .....  | 7   |
| Table 6.—Units in structure for owner- and renter-occupied housing units .....                                | 8   |
| Table 7.—Household composition for owner- and renter-occupied housing units .....                             | 9   |
| Table 8.—Occupied housing units sharing or lacking specified facilities .....                                 | 10  |
| Table 9.—Duration of vacancy for available vacant housing units .....   | 11  |
| Table 10.—Rent asked for vacant housing units available for rent .....  | 11  |

Champaign-Urbana, Ill.  
STANDARD METROPOLITAN STATISTICAL AREA




Table A-1.—VALUE OF OWNER-OCCUPIED HOUSING UNITS, FOR THE SMSA: 1960

[Based on sample; median not shown where base is insufficient; see text. Plus (+) or minus (-) after number indicates median above or below that number]

| SUBJECT  | TOTAL  | VALUE             |                    |                    |                      |                      |                      |                      |                      |                  |                  |
|--|--------|-------------------|--------------------|--------------------|----------------------|----------------------|----------------------|----------------------|----------------------|------------------|------------------|
|  |        | LESS THAN \$5,000 | \$5,000 TO \$7,400 | \$7,500 TO \$9,900 | \$10,000 TO \$12,400 | \$12,500 TO \$14,900 | \$15,000 TO \$17,400 | \$17,500 TO \$19,900 | \$20,000 TO \$24,900 | \$25,000 OR MORE | MEDIAN (DOLLARS) |
| OWNER-OCCUPIED UNITS . . . . .                     | 16 831 | 994               | 1 297              | 1 773              | 2 990                | 2 751                | 2 108                | 1 523                | 1 571                | 1 824            | 13 700           |
| ROOMS  |        |                   |                    |                    |                      |                      |                      |                      |                      |                  |                  |
| 1 AND 2 ROOMS . . . . .                            | 92     | 36                | 8                  | 12                 | ***                  | 5                    | 16                   | 4                    | ***                  | 11               | ***              |
| 3 ROOMS . . . . .                                  | 383    | 101               | 66                 | 28                 | 52                   | 52                   | 24                   | 12                   | 24                   | 24               | 9 700            |
| 4 ROOMS . . . . .                                  | 2 434  | 260               | 237                | 476                | 578                  | 401                  | 215                  | 127                  | 76                   | 64               | 11 100           |
| 5 ROOMS . . . . .                                  | 6 547  | 364               | 500                | 645                | 1 344                | 1 412                | 959                  | 524                  | 428                  | 371              | 13 200           |
| 6 ROOMS . . . . .                                  | 4 144  | 164               | 310                | 334                | 638                  | 565                  | 578                  | 502                  | 528                  | 525              | 15 300           |
| 7 ROOMS . . . . .                                  | 1 842  | 45                | 140                | 158                | 241                  | 184                  | 178                  | 242                  | 290                  | 364              | 17 100           |
| 8 ROOMS OR MORE . . . . .                          | 1 389  | 24                | 36                 | 120                | 137                  | 132                  | 138                  | 112                  | 225                  | 465              | 19 900           |
| MEDIAN . . . . .                                   | 5.3    | 4.8               | 5.2                | 5.1                | 5.1                  | 5.1                  | 5.3                  | 5.7                  | 6.0                  | 6.3              | ***              |
| BEDROOMS   |        |                   |                    |                    |                      |                      |                      |                      |                      |                  |                  |
| 0 TO 2 . . . . .                                   | 6 374  | 543               | 649                | 1 001              | 1 550                | 978                  | 574                  | 323                  | 357                  | 399              | 11 600           |
| 3 . . . . .  | 8 049  | 367               | 423                | 428                | 1 284                | 1 346                | 1 322                | 1 152                | 987                  | 740              | 15 300           |
| 4 OR MORE . . . . .                                | 2 347  | 19                | 138                | 170                | 252                  | 200                  | 320                  | 274                  | 438                  | 536              | 18 200           |
| BATHROOMS  |        |                   |                    |                    |                      |                      |                      |                      |                      |                  |                  |
| 1 . . . . .  | 12 332 | 657               | 1 118              | 1 596              | 2 714                | 2 424                | 1 594                | 980                  | 799                  | 450              | 12 600           |
| MORE THAN 1 . . . . .                              | 3 752  | 6                 | 40                 | 126                | 211                  | 335                  | 451                  | 466                  | 711                  | 1 406            | 21 700           |
| SHARED OR NONE . . . . .                           | 772    | 350               | 168                | 86                 | 51                   | 52                   | 25                   | 20                   | 10                   | 10               | 5 500            |
| YEAR STRUCTURE BUILT                               |        |                   |                    |                    |                      |                      |                      |                      |                      |                  |                  |
| 1959 TO MARCH 1960 . . . . .                       | 977    | 4                 | 8                  | 4                  | 100                  | 251                  | 175                  | 98                   | 135                  | 202              | 16 700           |
| 1955 TO 1958 . . . . .                             | 2 898  | 49                | 28                 | 45                 | 432                  | 639                  | 589                  | 346                  | 322                  | 448              | 16 100           |
| 1950 TO 1954 . . . . .                             | 2 631  | 57                | 68                 | 257                | 536                  | 402                  | 392                  | 244                  | 277                  | 398              | 15 000           |
| 1940 TO 1949 . . . . .                             | 2 152  | 80                | 145                | 222                | 394                  | 422                  | 204                  | 242                  | 178                  | 265              | 13 900           |
| 1939 OR EARLIER . . . . .                          | 8 173  | 804               | 1 048              | 1 245              | 1 528                | 1 037                | 748                  | 593                  | 659                  | 511              | 11 600           |
| CONDITION AND PLUMBING                             |        |                   |                    |                    |                      |                      |                      |                      |                      |                  |                  |
| SOUND . . . . .                                    | 15 284 | 485               | 956                | 1 483              | 2 791                | 2 658                | 2 056                | 1 492                | 1 555                | 1 808            | 14 300           |
| WITH ALL PLUMBING FACILITIES . . . . .             | 14 937 | 396               | 880                | 1 446              | 2 747                | 2 610                | 2 040                | 1 472                | 1 546                | 1 800            | 14 400           |
| LACKING SOME OR ALL FACILITIES . . . . .           | 347    | 89                | 76                 | 37                 | 44                   | 48                   | 16                   | 20                   | 9                    | 8                | 8 100            |
| DETERIORATING . . . . .                            | 1 315  | 369               | 297                | 258                | 191                  | 93                   | 52                   | 27                   | 16                   | 12               | 7 400            |
| WITH ALL PLUMBING FACILITIES . . . . .             | 1 023  | 198               | 224                | 230                | 191                  | 89                   | 44                   | 27                   | 12                   | 8                | 8 500            |
| LACKING SOME OR ALL FACILITIES . . . . .           | 292    | 171               | 73                 | 28                 | ***                  | 4                    | 8                    | ***                  | 4                    | 4                | 5 000-           |
| DILAPIDATED . . . . .                              | 232    | 140               | 44                 | 32                 | 8                    | ***                  | ***                  | 4                    | ***                  | 4                | 5 000-           |
| AIR CONDITIONING                                   |        |                   |                    |                    |                      |                      |                      |                      |                      |                  |                  |
| ROOM UNIT(S) . . . . .                             | 3 059  | 37                | 38                 | 154                | 507                  | 364                  | 505                  | 306                  | 667                  | 481              | 17 100           |
| CENTRAL SYSTEM . . . . .                           | 437    | ***               | ***                | ***                | ***                  | 38                   | 18                   | 21                   | 38                   | 322              | ***              |
| NONE . . . . .                                     | 13 274 | 892               | 1 172              | 1 445              | 2 579                | 2 122                | 1 693                | 1 422                | 1 077                | 872              | 13 100           |
| PERSONS  |        |                   |                    |                    |                      |                      |                      |                      |                      |                  |                  |
| 1 PERSON . . . . .                                 | 1 633  | 243               | 186                | 204                | 302                  | 200                  | 164                  | 99                   | 116                  | 119              | 11 500           |
| 2 PERSONS . . . . .                                | 4 858  | 303               | 385                | 618                | 1 003                | 699                  | 566                  | 286                  | 418                  | 580              | 12 900           |
| 3 PERSONS . . . . .                                | 3 007  | 135               | 205                | 353                | 535                  | 515                  | 363                  | 310                  | 255                  | 336              | 13 800           |
| 4 PERSONS . . . . .                                | 3 344  | 112               | 216                | 247                | 535                  | 615                  | 482                  | 431                  | 346                  | 360              | 14 800           |
| 5 PERSONS . . . . .                                | 2 181  | 76                | 129                | 176                | 333                  | 415                  | 309                  | 252                  | 230                  | 261              | 14 800           |
| 6 PERSONS OR MORE . . . . .                        | 1 808  | 125               | 176                | 175                | 282                  | 307                  | 224                  | 145                  | 206                  | 168              | 13 700           |
| MEDIAN . . . . .                                   | 3.1    | 2.3               | 2.9                | 2.7                | 2.9                  | 3.4                  | 3.4                  | 3.7                  | 3.5                  | 3.1              | ***              |
| PERSONS PER ROOM                                   |        |                   |                    |                    |                      |                      |                      |                      |                      |                  |                  |
| 0.50 OR LESS . . . . .                             | 7 919  | 553               | 627                | 909                | 1 450                | 1 075                | 932                  | 606                  | 749                  | 1 018            | 13 500           |
| 0.51 TO 1.00 . . . . .                             | 7 806  | 300               | 521                | 723                | 1 375                | 1 445                | 1 050                | 857                  | 761                  | 774              | 14 200           |
| 1.01 OR MORE . . . . .                             | 1 106  | 141               | 149                | 141                | 165                  | 231                  | 126                  | 60                   | 61                   | 32               | 11 800           |
| HOUSEHOLD COMPOSITION                              |        |                   |                    |                    |                      |                      |                      |                      |                      |                  |                  |
| TWO-OR-MORE-PERSON HOUSEHOLDS . . . . .            | 15 198 | 751               | 1 111              | 1 569              | 2 688                | 2 551                | 1 944                | 1 424                | 1 455                | 1 705            | 14 000           |
| MALE HEAD, WIFE PRESENT, NO NONRELATIVES . . . . . | 13 431 | 588               | 903                | 1 309              | 2 382                | 2 305                | 1 763                | 1 262                | 1 331                | 1 588            | 14 200           |
| UNDER 45 YEARS . . . . .                           | 7 106  | 225               | 365                | 587                | 1 248                | 1 496                | 1 094                | 783                  | 714                  | 594              | 14 400           |
| 45 TO 64 YEARS . . . . .                           | 4 729  | 222               | 349                | 499                | 810                  | 609                  | 502                  | 419                  | 523                  | 806              | 14 500           |
| 65 YEARS AND OVER . . . . .                        | 1 596  | 141               | 189                | 233                | 324                  | 277                  | 167                  | 60                   | 94                   | 188              | 11 800           |
| OTHER MALE HEAD . . . . .                          | 631    | 77                | 77                 | 69                 | 115                  | 70                   | 68                   | 48                   | 56                   | 44               | 12 000           |
| UNDER 65 YEARS . . . . .                           | 411    | 44                | 49                 | 49                 | 80                   | 53                   | 32                   | 44                   | 32                   | 28               | 12 000           |
| 65 YEARS AND OVER . . . . .                        | 220    | 33                | 28                 | 20                 | 35                   | 24                   | 36                   | 4                    | 24                   | 16               | 12 100           |
| FEMALE HEAD . . . . .                              | 1 136  | 86                | 131                | 191                | 191                  | 169                  | 113                  | 114                  | 68                   | 73               | 12 100           |
| UNDER 65 YEARS . . . . .                           | 678    | 65                | 83                 | 111                | 135                  | 97                   | 57                   | 50                   | 28                   | 52               | 11 500           |
| 65 YEARS AND OVER . . . . .                        | 458    | 21                | 48                 | 80                 | 56                   | 72                   | 56                   | 64                   | 40                   | 21               | 13 300           |
| ONE-PERSON HOUSEHOLDS . . . . .                    | 1 633  | 243               | 186                | 204                | 302                  | 200                  | 164                  | 99                   | 116                  | 119              | 11 500           |
| UNDER 65 YEARS . . . . .                           | 681    | 93                | 84                 | 88                 | 125                  | 92                   | 68                   | 47                   | 44                   | 40               | 11 500           |
| 65 YEARS AND OVER . . . . .                        | 952    | 150               | 102                | 116                | 177                  | 108                  | 96                   | 52                   | 72                   | 79               | 11 500           |
| YEAR MOVED INTO UNIT                               |        |                   |                    |                    |                      |                      |                      |                      |                      |                  |                  |
| 1959 TO MARCH 1960 . . . . .                       | 2 577  | 80                | 105                | 172                | 466                  | 511                  | 376                  | 258                  | 299                  | 310              | 14 800           |
| 1958 . . . . .                                     | 1 639  | 52                | 73                 | 86                 | 331                  | 268                  | 277                  | 184                  | 182                  | 186              | 15 100           |
| 1950 TO 1957 . . . . .                             | 6 936  | 284               | 387                | 688                | 1 149                | 1 260                | 935                  | 694                  | 696                  | 843              | 14 400           |
| 1940 TO 1949 . . . . .                             | 3 075  | 281               | 385                | 452                | 554                  | 368                  | 298                  | 236                  | 229                  | 282              | 11 900           |
| 1939 OR EARLIER . . . . .                          | 2 604  | 307               | 347                | 375                | 490                  | 344                  | 222                  | 151                  | 165                  | 203              | 11 400           |



Table A-2.—GROSS RENT OF RENTER-OCCUPIED HOUSING UNITS, FOR THE SMSA: 1960

(Based on sample; median not shown where base is insufficient; see text. Plus (+) or minus (-) after number indicates median above or below that number)

| SUBJECT                            | TOTAL  | GROSS RENT     |              |              |              |              |              |              |                |               |              | MEDIAN (DOLLARS) |
|------------------------------------|--------|----------------|--------------|--------------|--------------|--------------|--------------|--------------|----------------|---------------|--------------|------------------|
|                                    |        | LESS THAN \$30 | \$30 TO \$39 | \$40 TO \$49 | \$50 TO \$59 | \$60 TO \$69 | \$70 TO \$79 | \$80 TO \$99 | \$100 TO \$119 | \$120 OR MORE | NO CASH RENT |                  |
| RENTER-OCCUPIED UNITS . . .        | 14 368 | 247            | 427          | 631          | 1 262        | 1 459        | 2 069        | 3 750        | 2 194          | 1 608         | 721          | 84               |
| ROOMS                              |        |                |              |              |              |              |              |              |                |               |              |                  |
| 1 ROOM . . . . .                   | 962    | 150            | 270          | 192          | 132          | 79           | 24           | 59           | 8              | 4             | 44           | 42               |
| 2 ROOMS . . . . .                  | 1 629  | 37             | 35           | 175          | 256          | 318          | 408          | 236          | 88             | 16            | 60           | 69               |
| 3 ROOMS . . . . .                  | 3 613  | 28             | 57           | 134          | 261          | 478          | 792          | 1 324        | 361            | 97            | 81           | 80               |
| 4 ROOMS . . . . .                  | 3 359  | 20             | 36           | 52           | 481          | 399          | 355          | 804          | 728            | 372           | 112          | 87               |
| 5 ROOMS . . . . .                  | 2 685  | 12             | 17           | 47           | 85           | 133          | 364          | 607          | 607            | 540           | 138          | 97               |
| 6 ROOMS . . . . .                  | 1 382  | ..             | 8            | 8            | 19           | 24           | 91           | 461          | 309            | 378           | 84           | 102              |
| 7 ROOMS OR MORE . . . . .          | 738    | ..             | 4            | 23           | 28           | 35           | 124          | 93           | 201            | 202           | 106          | 106              |
| MEDIAN . . . . .                   | 3.8    | 1.3            | 1.3          | 2.2          | 3.4          | 3.2          | 3.3          | 3.8          | 4.4            | 5.1           | 5.0          | ..               |
| BEDROOMS                           |        |                |              |              |              |              |              |              |                |               |              |                  |
| NONE . . . . .                     | 1 788  | 186            | 266          | 212          | 323          | 178          | 395          | 75           | 19             | ..            | 134          | 55               |
| 1 . . . . .                        | 5 177  | 57             | 56           | 180          | 542          | 883          | 1 141        | 1 578        | 388            | 198           | 154          | 77               |
| 2 . . . . .                        | 4 439  | ..             | 62           | 62           | 553          | 528          | 605          | 1 291        | 757            | 420           | 161          | 85               |
| 3 OR MORE . . . . .                | 2 987  | ..             | 20           | 60           | 77           | 158          | 199          | 799          | 566            | 855           | 253          | 102              |
| BATHROOMS                          |        |                |              |              |              |              |              |              |                |               |              |                  |
| 1 . . . . .                        | 11 418 | 52             | 98           | 270          | 911          | 1 054        | 1 725        | 3 461        | 2 095          | 1 288         | 464          | 88               |
| MORE THAN 1 . . . . .              | 799    | 5              | ..           | 15           | ..           | 15           | 31           | 151          | 158            | 317           | 107          | 116              |
| SHARED OR NONE . . . . .           | 2 145  | 191            | 338          | 382          | 283          | 324          | 229          | 156          | 67             | 20            | 155          | 53               |
| YEAR STRUCTURE BUILT               |        |                |              |              |              |              |              |              |                |               |              |                  |
| 1959 TO MARCH 1960 . . . . .       | 638    | ..             | 4            | ..           | ..           | ..           | 43           | 279          | 176            | 132           | 4            | 99               |
| 1955 TO 1958 . . . . .             | 1 101  | ..             | ..           | 7            | 27           | 24           | 63           | 308          | 306            | 326           | 36           | 107              |
| 1950 TO 1954 . . . . .             | 2 232  | 20             | 37           | 84           | 84           | 102          | 354          | 732          | 530            | 245           | 44           | 91               |
| 1940 TO 1949 . . . . .             | 2 215  | 4              | 28           | 33           | 460          | 418          | 256          | 458          | 286            | 196           | 76           | 75               |
| 1939 OR EARLIER . . . . .          | 8 182  | 219            | 358          | 507          | 691          | 915          | 1 353        | 1 973        | 896            | 709           | 561          | 78               |
| CONDITION AND PLUMBING             |        |                |              |              |              |              |              |              |                |               |              |                  |
| SOUND . . . . .                    | 11 839 | 183            | 339          | 409          | 975          | 1 094        | 1 645        | 3 212        | 1 947          | 1 498         | 537          | 86               |
| WITH ALL PLUMBING FACIL. . . . .   | 10 675 | 61             | 95           | 225          | 802          | 929          | 1 528        | 3 140        | 1 928          | 1 490         | 477          | 89               |
| LACKING SOME OR ALL FACIL. . . . . | 1 164  | 122            | 244          | 184          | 173          | 165          | 117          | 72           | 19             | 8             | 60           | 50               |
| DETERIORATING . . . . .            | 2 122  | 53             | 52           | 173          | 231          | 298          | 381          | 475          | 215            | 93            | 151          | 75               |
| WITH ALL PLUMBING FACIL. . . . .   | 1 482  | 8              | 4            | 51           | 126          | 193          | 297          | 431          | 199            | 93            | 80           | 81               |
| LACKING SOME OR ALL FACIL. . . . . | 640    | 45             | 48           | 122          | 105          | 105          | 84           | 44           | 16             | ..            | 71           | 57               |
| DILAPIDATED . . . . .              | 407    | 11             | 36           | 49           | 56           | 67           | 43           | 63           | 32             | 17            | 33           | 65               |
| INCOME IN 1959 <sup>1</sup>        |        |                |              |              |              |              |              |              |                |               |              |                  |
| LESS THAN \$2,000 . . . . .        | 2 630  | 156            | 237          | 218          | 308          | 306          | 354          | 498          | 172            | 124           | 257          | 69               |
| \$2,000 TO \$2,999 . . . . .       | 1 905  | 30             | 69           | 122          | 259          | 313          | 301          | 431          | 233            | 67            | 80           | 74               |
| \$3,000 TO \$3,999 . . . . .       | 2 307  | 16             | 33           | 118          | 269          | 332          | 441          | 659          | 249            | 106           | 84           | 78               |
| \$4,000 TO \$4,999 . . . . .       | 2 135  | 13             | 44           | 55           | 156          | 190          | 368          | 745          | 361            | 124           | 79           | 85               |
| \$5,000 TO \$5,999 . . . . .       | 1 710  | 16             | 12           | 37           | 129          | 136          | 270          | 548          | 303            | 186           | 73           | 88               |
| \$6,000 TO \$6,999 . . . . .       | 1 210  | 8              | 8            | 28           | 66           | 73           | 157          | 366          | 276            | 172           | 56           | 93               |
| \$7,000 TO \$7,999 . . . . .       | 867    | 4              | 12           | 15           | 39           | 50           | 64           | 232          | 203            | 207           | 41           | 100              |
| \$8,000 TO \$9,999 . . . . .       | 840    | 4              | 8            | 29           | 23           | 27           | 81           | 180          | 222            | 242           | 24           | 105              |
| \$10,000 TO \$14,999 . . . . .     | 613    | ..             | 4            | 9            | 13           | 28           | 29           | 74           | 164            | 268           | 24           | 117              |
| \$15,000 OR MORE . . . . .         | 151    | ..             | ..           | ..           | ..           | ..           | 4            | 17           | 11             | 112           | 3            | ..               |
| MEDIAN . . . . . DOLLARS . . . . . | 4 200  | 2 000-         | 2 000-       | 2 800        | 3 200        | 3 300        | 3 900        | 4 400        | 5 300          | 7 100         | 3 300        | ..               |
| GROSS RENT AS PERCENTAGE OF INCOME |        |                |              |              |              |              |              |              |                |               |              |                  |
| LESS THAN 10 PERCENT . . . . .     | 640    | 57             | 80           | 98           | 108          | 64           | 62           | 72           | 31             | 68            | ..           | 58               |
| 10 TO 14 PERCENT . . . . .         | 1 861  | 27             | 45           | 120          | 286          | 222          | 289          | 385          | 280            | 207           | ..           | 78               |
| 15 TO 19 PERCENT . . . . .         | 2 522  | 53             | 61           | 112          | 235          | 274          | 409          | 717          | 389            | 272           | ..           | 83               |
| 20 TO 24 PERCENT . . . . .         | 2 273  | 20             | 24           | 55           | 144          | 256          | 317          | 690          | 424            | 343           | ..           | 89               |
| 25 TO 34 PERCENT . . . . .         | 2 809  | 16             | 51           | 84           | 197          | 283          | 478          | 873          | 501            | 326           | ..           | 87               |
| 35 PERCENT OR MORE . . . . .       | 3 312  | 66             | 150          | 146          | 272          | 327          | 489          | 965          | 537            | 360           | ..           | 84               |
| NOT COMPUTED . . . . .             | 951    | 8              | 16           | 16           | 20           | 33           | 25           | 48           | 32             | 32            | 721          | 79               |
| AIR CONDITIONING                   |        |                |              |              |              |              |              |              |                |               |              |                  |
| ROOM UNIT(S) . . . . .             | 1 758  | ..             | ..           | ..           | 59           | 41           | 184          | 409          | 470            | 453           | 142          | 105              |
| CENTRAL SYSTEM . . . . .           | 56     | ..             | ..           | ..           | ..           | ..           | ..           | ..           | ..             | 19            | 37           | ..               |
| NONE . . . . .                     | 12 577 | 243            | 404          | 514          | 1 436        | 1 706        | 2 156        | 3 334        | 1 260          | 1 001         | 523          | 78               |
| PERSONS                            |        |                |              |              |              |              |              |              |                |               |              |                  |
| 1 PERSON . . . . .                 | 2 684  | 168            | 328          | 378          | 330          | 277          | 268          | 417          | 216            | 115           | 187          | 62               |
| 2 PERSONS . . . . .                | 4 188  | 59             | 62           | 128          | 264          | 508          | 947          | 1 245        | 531            | 277           | 167          | 81               |
| 3 PERSONS . . . . .                | 2 955  | 12             | 17           | 63           | 243          | 276          | 479          | 856          | 532            | 349           | 128          | 88               |
| 4 PERSONS . . . . .                | 2 220  | ..             | 16           | 35           | 260          | 187          | 179          | 567          | 463            | 393           | 120          | 93               |
| 5 PERSONS . . . . .                | 1 271  | 8              | ..           | 12           | 124          | 116          | 116          | 339          | 255            | 268           | 44           | 95               |
| 6 PERSONS OR MORE . . . . .        | 1 050  | ..             | 4            | 15           | 60           | 87           | 80           | 326          | 197            | 206           | 75           | 95               |
| MEDIAN . . . . .                   | 2.6    | 1.2            | 1.2          | 1.3          | 2.7          | 2.4          | 2.3          | 2.7          | 3.2            | 3.7           | 2.6          | ..               |
| PERSONS PER ROOM                   |        |                |              |              |              |              |              |              |                |               |              |                  |
| 0.50 OR LESS . . . . .             | 3 886  | 60             | 99           | 227          | 340          | 346          | 547          | 867          | 594            | 461           | 345          | 83               |
| 0.51 TO 1.00 . . . . .             | 8 842  | 145            | 311          | 376          | 681          | 838          | 1 308        | 2 512        | 1 334          | 1 028         | 309          | 85               |
| 1.01 OR MORE . . . . .             | 1 640  | 42             | 17           | 28           | 241          | 275          | 214          | 371          | 266            | 119           | 67           | 79               |
| YEAR MOVED INTO UNIT               |        |                |              |              |              |              |              |              |                |               |              |                  |
| 1959 TO MARCH 1960 . . . . .       | 8 632  | 134            | 233          | 277          | 668          | 891          | 1 346        | 2 415        | 1 510          | 994           | 164          | 86               |
| 1958 . . . . .                     | 1 924  | 32             | 41           | 46           | 209          | 211          | 285          | 495          | 270            | 243           | 92           | 84               |
| 1950 TO 1957 . . . . .             | 2 916  | 49             | 118          | 224          | 307          | 293          | 339          | 665          | 334            | 283           | 304          | 79               |
| 1940 TO 1949 . . . . .             | 550    | 24             | 55           | 41           | 52           | 52           | 75           | 91           | 72             | 64            | 60           | 78               |
| 1939 OR EARLIER . . . . .          | 346    | 8              | 19           | 29           | 37           | 12           | 24           | 84           | 8              | 24            | 101          | 77               |

<sup>1</sup> INCOME OF PRIMARY FAMILIES AND INDIVIDUALS.

Table A-3.—INCOME IN 1959 OF PRIMARY FAMILIES AND INDIVIDUALS IN OWNER- AND RENTER-OCCUPIED HOUSING UNITS, FOR THE SMSA: 1960

[Based on sample; median not shown where base is insufficient; see text. Plus (+) or minus (-) after number indicates median above or below that number]

| SUBJECT                            | TOTAL  | INCOME IN 1959    |                    |                    |                    |                    |                    |                    |                    |                      |                  |                  |
|------------------------------------|--------|-------------------|--------------------|--------------------|--------------------|--------------------|--------------------|--------------------|--------------------|----------------------|------------------|------------------|
|                                    |        | LESS THAN \$2,000 | \$2,000 TO \$2,999 | \$3,000 TO \$3,999 | \$4,000 TO \$4,999 | \$5,000 TO \$5,999 | \$6,000 TO \$6,999 | \$7,000 TO \$7,999 | \$8,000 TO \$9,999 | \$10,000 TO \$14,999 | \$15,000 OR MORE | MEDIAN (DOLLARS) |
| OWNER-OCCUPIED UNITS . . . . .     | 20 356 | 2 631             | 1 353              | 1 541              | 1 764              | 2 290              | 2 162              | 1 770              | 2 747              | 2 747                | 1 353            | 6 300            |
| YEAR STRUCTURE BUILT               |        |                   |                    |                    |                    |                    |                    |                    |                    |                      |                  |                  |
| 1959 TO MARCH 1960 . . . . .       | 1 270  | 40                | 53                 | 86                 | 161                | 187                | 172                | 145                | 196                | 166                  | 64               | 6 600            |
| 1955 TO 1958 . . . . .             | 3 792  | 149               | 176                | 272                | 312                | 546                | 472                | 431                | 660                | 561                  | 213              | 6 900            |
| 1950 TO 1954 . . . . .             | 3 032  | 200               | 128                | 232                | 259                | 328                | 352                | 302                | 519                | 396                  | 316              | 7 100            |
| 1949 OR EARLIER . . . . .          | 12 264 | 2 242             | 996                | 951                | 1 032              | 1 229              | 1 166              | 892                | 1 372              | 1 624                | 760              | 5 700            |
| VALUE                              |        |                   |                    |                    |                    |                    |                    |                    |                    |                      |                  |                  |
| TOTAL . . . . .                    | 16 831 | 2 008             | 870                | 990                | 1 364              | 1 909              | 1 842              | 1 578              | 2 472              | 2 569                | 1 229            | 6 700            |
| LESS THAN \$5,000 . . . . .        | 994    | 388               | 86                 | 105                | 105                | 110                | 76                 | 56                 | 40                 | 24                   | 4                | 3 200            |
| \$5,000 TO \$7,400 . . . . .       | 1 297  | 293               | 125                | 145                | 184                | 165                | 108                | 81                 | 116                | 68                   | 12               | 4 500            |
| \$7,500 TO \$9,900 . . . . .       | 1 773  | 275               | 149                | 165                | 245                | 260                | 263                | 113                | 160                | 123                  | 20               | 5 200            |
| \$10,000 TO \$12,400 . . . . .     | 2 990  | 370               | 217                | 222                | 320                | 428                | 364                | 331                | 401                | 313                  | 24               | 5 900            |
| \$12,500 TO \$14,900 . . . . .     | 2 751  | 213               | 117                | 117                | 209                | 424                | 492                | 341                | 492                | 290                  | 56               | 6 600            |
| \$15,000 TO \$19,900 . . . . .     | 3 631  | 269               | 92                 | 164                | 188                | 373                | 426                | 440                | 744                | 707                  | 228              | 7 700            |
| \$20,000 TO \$24,900 . . . . .     | 1 571  | 112               | 44                 | 36                 | 65                 | 73                 | 72                 | 140                | 301                | 491                  | 237              | 9 600            |
| \$25,000 OR MORE . . . . .         | 1 824  | 88                | 40                 | 36                 | 48                 | 76                 | 41                 | 76                 | 218                | 553                  | 648              | 12 600           |
| AIR CONDITIONING                   |        |                   |                    |                    |                    |                    |                    |                    |                    |                      |                  |                  |
| ROOM UNIT(S) . . . . .             | 3 567  | 235               | 99                 | 318                | 272                | 340                | 319                | 285                | 516                | 783                  | 400              | 7 700            |
| CENTRAL SYSTEM . . . . .           | 493    | 39                | ***                | ***                | 19                 | 40                 | 18                 | ***                | 20                 | 62                   | 295              | ***              |
| NONE . . . . .                     | 16 362 | 2 335             | 1 208              | 1 463              | 1 527              | 1 969              | 1 776              | 1 510              | 2 208              | 1 776                | 590              | 5 800            |
| AUTOMOBILES AVAILABLE              |        |                   |                    |                    |                    |                    |                    |                    |                    |                      |                  |                  |
| 1 OR MORE . . . . .                | 18 437 | 1 553             | 992                | 1 600              | 1 700              | 2 231              | 2 013              | 1 795              | 2 647              | 2 621                | 1 285            | 6 600            |
| NONE . . . . .                     | 1 985  | 1 056             | 315                | 181                | 118                | 118                | 100                | ***                | 97                 | ***                  | ***              | 2 000-           |
| PERSONS                            |        |                   |                    |                    |                    |                    |                    |                    |                    |                      |                  |                  |
| 1 PERSON . . . . .                 | 2 127  | 1 121             | 298                | 199                | 147                | 112                | 71                 | 51                 | 68                 | 36                   | 24               | 2 000-           |
| 2 PERSONS . . . . .                | 6 099  | 970               | 588                | 609                | 537                | 655                | 529                | 476                | 664                | 679                  | 392              | 5 500            |
| 3 AND 4 PERSONS . . . . .          | 7 683  | 416               | 323                | 535                | 643                | 978                | 983                | 732                | 1 229              | 1 281                | 563              | 7 000            |
| 5 PERSONS . . . . .                | 2 477  | 76                | 77                 | 121                | 254                | 305                | 334                | 297                | 380                | 383                  | 250              | 7 200            |
| 6 PERSONS OR MORE . . . . .        | 1 972  | 48                | 67                 | 77                 | 183                | 240                | 245                | 214                | 406                | 368                  | 124              | 7 600            |
| PERSONS PER ROOM                   |        |                   |                    |                    |                    |                    |                    |                    |                    |                      |                  |                  |
| 0.50 OR LESS . . . . .             | 9 605  | 2 163             | 921                | 863                | 722                | 839                | 702                | 606                | 933                | 1 153                | 703              | 5 200            |
| 0.51 TO 1.00 . . . . .             | 9 334  | 404               | 336                | 569                | 828                | 1 231              | 1 250              | 1 033              | 1 596              | 1 465                | 622              | 7 000            |
| 1.01 OR MORE . . . . .             | 1 419  | 64                | 96                 | 109                | 214                | 220                | 210                | 131                | 218                | 129                  | 28               | 6 000            |
| YEAR MOVED INTO UNIT               |        |                   |                    |                    |                    |                    |                    |                    |                    |                      |                  |                  |
| 1958 TO MARCH 1960 . . . . .       | 5 431  | 297               | 330                | 444                | 620                | 738                | 714                | 545                | 846                | 644                  | 253              | 6 400            |
| 1950 TO 1957 . . . . .             | 7 903  | 589               | 349                | 447                | 610                | 926                | 953                | 797                | 1 327              | 1 257                | 648              | 7 100            |
| 1949 OR EARLIER . . . . .          | 7 024  | 1 745             | 674                | 650                | 534                | 626                | 495                | 428                | 574                | 846                  | 452              | 4 800            |
| RENTER-OCCUPIED UNITS . . . . .    | 15 876 | 2 844             | 2 149              | 2 574              | 2 331              | 1 886              | 1 284              | 918                | 943                | 724                  | 223              | 4 200            |
| YEAR STRUCTURE BUILT               |        |                   |                    |                    |                    |                    |                    |                    |                    |                      |                  |                  |
| 1959 TO MARCH 1960 . . . . .       | 638    | 32                | 13                 | 79                 | 115                | 62                 | 84                 | 61                 | 91                 | 97                   | 4                | 6 200            |
| 1955 TO 1958 . . . . .             | 1 129  | 131               | 132                | 112                | 173                | 146                | 111                | 98                 | 121                | 77                   | 28               | 5 100            |
| 1950 TO 1954 . . . . .             | 2 263  | 291               | 270                | 491                | 375                | 233                | 203                | 177                | 128                | 83                   | 12               | 4 200            |
| 1949 OR EARLIER . . . . .          | 11 846 | 2 390             | 1 734              | 1 892              | 1 668              | 1 445              | 886                | 582                | 603                | 467                  | 179              | 4 000            |
| GROSS RENT AS PERCENTAGE OF INCOME |        |                   |                    |                    |                    |                    |                    |                    |                    |                      |                  |                  |
| TOTAL . . . . .                    | 14 368 | 2 630             | 1 905              | 2 307              | 2 135              | 1 710              | 1 210              | 867                | 840                | 613                  | 151              | 4 200            |
| LESS THAN 10 PERCENT . . . . .     | 640    | ***               | ***                | 20                 | 41                 | 45                 | 77                 | 79                 | 116                | 158                  | 104              | 9 000            |
| 10 TO 14 PERCENT . . . . .         | 1 861  | 5                 | 22                 | 74                 | 203                | 285                | 293                | 237                | 380                | 322                  | 40               | 7 200            |
| 15 TO 19 PERCENT . . . . .         | 2 522  | 41                | 112                | 340                | 365                | 567                | 440                | 339                | 231                | 83                   | 4                | 5 700            |
| 20 TO 24 PERCENT . . . . .         | 2 273  | 44                | 156                | 407                | 671                | 480                | 265                | 147                | 81                 | 22                   | ***              | 4 800            |
| 25 TO 34 PERCENT . . . . .         | 2 809  | 135               | 605                | 1 013              | 712                | 241                | 75                 | 20                 | 8                  | ***                  | ***              | 3 700            |
| 35 PERCENT OR MORE . . . . .       | 3 312  | 1 918             | 930                | 369                | 64                 | 19                 | 4                  | 4                  | ***                | 4                    | ***              | 2 000-           |
| NOT COMPUTED . . . . .             | 951    | 487               | 80                 | 84                 | 79                 | 73                 | 56                 | 41                 | 24                 | 24                   | 3                | 2 000-           |
| AIR CONDITIONING                   |        |                   |                    |                    |                    |                    |                    |                    |                    |                      |                  |                  |
| ROOM UNIT(S) . . . . .             | 1 818  | 255               | 197                | 82                 | 213                | 176                | 180                | 257                | 160                | 218                  | 80               | 5 900            |
| CENTRAL SYSTEM . . . . .           | 56     | 37                | ***                | ***                | ***                | ***                | ***                | ***                | ***                | 19                   | ***              | ***              |
| NONE . . . . .                     | 13 938 | 2 559             | 2 256              | 2 321              | 2 052              | 1 605              | 1 039              | 850                | 567                | 531                  | 158              | 3 900            |
| AUTOMOBILES AVAILABLE              |        |                   |                    |                    |                    |                    |                    |                    |                    |                      |                  |                  |
| 1 OR MORE . . . . .                | 13 299 | 1 815             | 1 876              | 2 084              | 1 998              | 1 647              | 1 139              | 1 047              | 706                | 749                  | 238              | 4 400            |
| NONE . . . . .                     | 2 513  | 1 036             | 577                | 319                | 267                | 134                | 80                 | 60                 | 21                 | 19                   | ***              | 2 400            |
| PERSONS                            |        |                   |                    |                    |                    |                    |                    |                    |                    |                      |                  |                  |
| 1 PERSON . . . . .                 | 2 723  | 1 034             | 487                | 389                | 215                | 151                | 185                | 93                 | 96                 | 56                   | 17               | 2 700            |
| 2 PERSONS . . . . .                | 4 538  | 925               | 555                | 741                | 689                | 535                | 349                | 243                | 257                | 204                  | 40               | 4 100            |
| 3 AND 4 PERSONS . . . . .          | 5 787  | 687               | 778                | 1 029              | 968                | 774                | 477                | 370                | 347                | 281                  | 76               | 4 400            |
| 5 PERSONS . . . . .                | 1 539  | 109               | 170                | 225                | 243                | 255                | 151                | 100                | 132                | 112                  | 42               | 5 100            |
| 6 PERSONS OR MORE . . . . .        | 1 289  | 89                | 159                | 190                | 216                | 171                | 122                | 112                | 111                | 71                   | 48               | 5 000            |
| PERSONS PER ROOM                   |        |                   |                    |                    |                    |                    |                    |                    |                    |                      |                  |                  |
| 0.50 OR LESS . . . . .             | 4 570  | 1 027             | 639                | 706                | 548                | 433                | 374                | 260                | 255                | 257                  | 71               | 3 900            |
| 0.51 TO 1.00 . . . . .             | 9 370  | 1 515             | 1 210              | 1 599              | 1 487              | 1 216              | 789                | 582                | 616                | 420                  | 136              | 4 300            |
| 1.01 OR MORE . . . . .             | 1 736  | 302               | 300                | 269                | 296                | 237                | 121                | 76                 | 72                 | 47                   | 16               | 4 000            |
| YEAR MOVED INTO UNIT               |        |                   |                    |                    |                    |                    |                    |                    |                    |                      |                  |                  |
| 1958 TO MARCH 1960 . . . . .       | 10 821 | 1 908             | 1 555              | 1 811              | 1 735              | 1 299              | 861                | 574                | 611                | 388                  | 79               | 4 100            |
| 1950 TO 1957 . . . . .             | 3 404  | 563               | 388                | 509                | 412                | 435                | 306                | 265                | 208                | 232                  | 86               | 4 600            |
| 1949 OR EARLIER . . . . .          | 1 651  | 373               | 206                | 254                | 184                | 152                | 117                | 79                 | 124                | 104                  | 58               | 4 000            |

Table A-4.—CONDITION AND PLUMBING FACILITIES FOR OWNER- AND RENTER-OCCUPIED HOUSING UNITS, FOR THE SMSA: 1960

(Based on sample; see text. Median not shown where base is less than 200; plus (+) or minus (-) after number indicates median above or below that number)

| SUBJECT                            | TOTAL  | CONDITION AND PLUMBING FACILITIES |                              |                                |               |                              |                                | DILAPIDATED |
|------------------------------------|--------|-----------------------------------|------------------------------|--------------------------------|---------------|------------------------------|--------------------------------|-------------|
|                                    |        | SOUND                             |                              |                                | DETERIORATING |                              |                                |             |
|                                    |        | TOTAL                             | WITH ALL PLUMBING FACILITIES | LACKING SOME OR ALL FACILITIES | TOTAL         | WITH ALL PLUMBING FACILITIES | LACKING SOME OR ALL FACILITIES |             |
| OWNER-OCCUPIED UNITS . . . . .     | 20 358 | 18 487                            | 17 986                       | 501                            | 1 583         | 1 198                        | 385                            | 288         |
| YEAR STRUCTURE BUILT               |        |                                   |                              |                                |               |                              |                                |             |
| 1959 TO MARCH 1960 . . . . .       | 1 270  | 1 262                             | 1 262                        | ...                            | 4             | 4                            | ...                            | 4           |
| 1955 TO 1958 . . . . .             | 3 792  | 3 755                             | 3 743                        | 12                             | 21            | 12                           | 9                              | 16          |
| 1950 TO 1954 . . . . .             | 3 032  | 2 939                             | 2 931                        | 8                              | 73            | 53                           | 20                             | 20          |
| 1940 TO 1949 . . . . .             | 2 336  | 2 208                             | 2 160                        | 48                             | 108           | 72                           | 36                             | 20          |
| 1939 OR EARLIER . . . . .          | 9 928  | 8 323                             | 7 890                        | 433                            | 1 377         | 1 057                        | 320                            | 228         |
| INCOME IN 1959 <sup>1</sup>        |        |                                   |                              |                                |               |                              |                                |             |
| LESS THAN \$2,000 . . . . .        | 2 631  | 2 055                             | 1 843                        | 212                            | 452           | 270                          | 182                            | 124         |
| \$2,000 TO \$2,999 . . . . .       | 1 353  | 1 142                             | 1 069                        | 73                             | 187           | 121                          | 66                             | 24          |
| \$3,000 TO \$3,999 . . . . .       | 1 541  | 1 322                             | 1 266                        | 56                             | 187           | 130                          | 57                             | 32          |
| \$4,000 TO \$4,999 . . . . .       | 1 764  | 1 580                             | 1 526                        | 54                             | 160           | 136                          | 24                             | 24          |
| \$5,000 TO \$5,999 . . . . .       | 2 290  | 2 103                             | 2 067                        | 36                             | 163           | 135                          | 28                             | 24          |
| \$6,000 TO \$6,999 . . . . .       | 2 162  | 2 010                             | 1 981                        | 29                             | 124           | 116                          | 8                              | 28          |
| \$7,000 TO \$7,999 . . . . .       | 1 770  | 1 673                             | 1 665                        | 8                              | 85            | 85                           | ...                            | 12          |
| \$8,000 TO \$9,999 . . . . .       | 2 747  | 2 622                             | 2 601                        | 21                             | 117           | 109                          | 6                              | 8           |
| \$10,000 TO \$14,999 . . . . .     | 2 747  | 2 639                             | 2 631                        | 8                              | 96            | 84                           | 12                             | 12          |
| \$15,000 OR MORE . . . . .         | 1 353  | 1 341                             | 1 337                        | 4                              | 12            | 12                           | ...                            | ...         |
| MEDIAN . . . . . DOLLARS . . . . . | 6 300  | 6 500                             | 6 600                        | 2 500                          | 3 800         | 4 600                        | 2 200                          | 2 800       |
| VALUE-INCOME RATIO                 |        |                                   |                              |                                |               |                              |                                |             |
| TOTAL . . . . .                    | 16 831 | 15 284                            | 14 937                       | 347                            | 1 315         | 1 023                        | 292                            | 232         |
| LESS THAN 1.5 . . . . .            | 4 377  | 3 797                             | 3 715                        | 82                             | 468           | 387                          | 81                             | 112         |
| 1.5 TO 1.9 . . . . .               | 3 512  | 3 299                             | 3 259                        | 40                             | 193           | 156                          | 37                             | 20          |
| 2.0 TO 2.4 . . . . .               | 2 779  | 2 648                             | 2 628                        | 20                             | 119           | 99                           | 20                             | 12          |
| 2.5 TO 2.9 . . . . .               | 1 659  | 1 575                             | 1 554                        | 21                             | 72            | 60                           | 12                             | 12          |
| 3.0 TO 3.9 . . . . .               | 1 415  | 1 276                             | 1 260                        | 16                             | 119           | 79                           | 40                             | 20          |
| 4.0 OR MORE . . . . .              | 2 709  | 2 374                             | 2 242                        | 132                            | 295           | 206                          | 89                             | 40          |
| NOT COMPUTED . . . . .             | 380    | 315                               | 279                          | 36                             | 49            | 36                           | 13                             | 16          |
| PERSONS                            |        |                                   |                              |                                |               |                              |                                |             |
| 1 PERSON . . . . .                 | 2 127  | 1 751                             | 1 541                        | 210                            | 308           | 191                          | 117                            | 68          |
| 2 PERSONS . . . . .                | 6 099  | 5 811                             | 5 454                        | 157                            | 456           | 347                          | 109                            | 32          |
| 3 PERSONS . . . . .                | 3 783  | 3 479                             | 3 438                        | 41                             | 272           | 216                          | 56                             | 32          |
| 4 PERSONS . . . . .                | 3 900  | 3 665                             | 3 637                        | 28                             | 187           | 163                          | 24                             | 48          |
| 5 PERSONS . . . . .                | 2 477  | 2 334                             | 2 289                        | 45                             | 123           | 105                          | 18                             | 20          |
| 6 PERSONS OR MORE . . . . .        | 1 972  | 1 647                             | 1 627                        | 20                             | 237           | 176                          | 61                             | 88          |
| MEDIAN . . . . .                   | 3.0    | 3.0                               | 3.1                          | 1.8                            | 2.6           | 2.8                          | 2.2                            | 3.8         |
| PERSONS PER ROOM                   |        |                                   |                              |                                |               |                              |                                |             |
| 0.50 OR LESS . . . . .             | 9 605  | 8 681                             | 8 320                        | 361                            | 828           | 618                          | 210                            | 96          |
| 0.51 TO 1.00 . . . . .             | 9 334  | 8 674                             | 8 550                        | 124                            | 548           | 439                          | 109                            | 112         |
| 1.01 OR MORE . . . . .             | 1 419  | 1 132                             | 1 116                        | 16                             | 207           | 141                          | 66                             | 80          |
| RENTER-OCCUPIED UNITS . . . . .    | 15 876 | 13 093                            | 11 818                       | 1 275                          | 2 344         | 1 632                        | 712                            | 439         |
| YEAR STRUCTURE BUILT               |        |                                   |                              |                                |               |                              |                                |             |
| 1959 TO MARCH 1960 . . . . .       | 638    | 638                               | 630                          | 8                              | ...           | ...                          | ...                            | ...         |
| 1955 TO 1958 . . . . .             | 1 129  | 1 082                             | 1 066                        | 16                             | 40            | 36                           | 4                              | 7           |
| 1950 TO 1954 . . . . .             | 2 263  | 2 192                             | 2 188                        | 4                              | 52            | 48                           | 4                              | 19          |
| 1940 TO 1949 . . . . .             | 2 286  | 2 082                             | 2 017                        | 65                             | 161           | 133                          | 28                             | 43          |
| 1939 OR EARLIER . . . . .          | 9 560  | 7 099                             | 5 917                        | 1 182                          | 2 091         | 1 415                        | 676                            | 370         |
| INCOME IN 1959 <sup>1</sup>        |        |                                   |                              |                                |               |                              |                                |             |
| LESS THAN \$2,000 . . . . .        | 2 844  | 2 062                             | 1 529                        | 533                            | 631           | 357                          | 274                            | 151         |
| \$2,000 TO \$2,999 . . . . .       | 2 149  | 1 688                             | 1 485                        | 203                            | 370           | 247                          | 123                            | 91          |
| \$3,000 TO \$3,999 . . . . .       | 2 574  | 2 087                             | 1 913                        | 174                            | 410           | 310                          | 100                            | 77          |
| \$4,000 TO \$4,999 . . . . .       | 2 331  | 2 012                             | 1 863                        | 149                            | 276           | 204                          | 72                             | 43          |
| \$5,000 TO \$5,999 . . . . .       | 1 886  | 1 554                             | 1 478                        | 76                             | 275           | 219                          | 56                             | 57          |
| \$6,000 TO \$6,999 . . . . .       | 1 284  | 1 153                             | 1 114                        | 39                             | 119           | 84                           | 35                             | 12          |
| \$7,000 TO \$7,999 . . . . .       | 918    | 809                               | 777                          | 32                             | 109           | 89                           | 20                             | ...         |
| \$8,000 TO \$9,999 . . . . .       | 943    | 863                               | 818                          | 45                             | 72            | 60                           | 12                             | 8           |
| \$10,000 TO \$14,999 . . . . .     | 724    | 654                               | 633                          | 21                             | 70            | 54                           | 16                             | ...         |
| \$15,000 OR MORE . . . . .         | 223    | 211                               | 208                          | 3                              | 12            | 8                            | 4                              | ...         |
| MEDIAN . . . . . DOLLARS . . . . . | 4 200  | 4 400                             | 4 500                        | 2 500                          | 3 400         | 3 700                        | 2 700                          | 2 800       |
| GROSS RENT AS PERCENTAGE OF INCOME |        |                                   |                              |                                |               |                              |                                |             |
| TOTAL . . . . .                    | 14 368 | 11 839                            | 10 675                       | 1 164                          | 2 122         | 1 482                        | 640                            | 407         |
| LESS THAN 10 PERCENT . . . . .     | 640    | 516                               | 398                          | 118                            | 120           | 73                           | 47                             | 4           |
| 10 TO 14 PERCENT . . . . .         | 1 861  | 1 609                             | 1 462                        | 147                            | 207           | 124                          | 83                             | 45          |
| 15 TO 19 PERCENT . . . . .         | 2 522  | 2 145                             | 1 957                        | 188                            | 313           | 236                          | 77                             | 64          |
| 20 TO 24 PERCENT . . . . .         | 2 273  | 1 952                             | 1 856                        | 96                             | 258           | 198                          | 60                             | 63          |
| 25 TO 34 PERCENT . . . . .         | 2 809  | 2 365                             | 2 212                        | 153                            | 391           | 312                          | 79                             | 53          |
| 35 PERCENT OR MORE . . . . .       | 3 312  | 2 537                             | 2 171                        | 366                            | 634           | 439                          | 195                            | 141         |
| NOT COMPUTED . . . . .             | 951    | 715                               | 619                          | 96                             | 199           | 100                          | 99                             | 37          |
| PERSONS                            |        |                                   |                              |                                |               |                              |                                |             |
| 1 PERSON . . . . .                 | 2 723  | 2 174                             | 1 484                        | 690                            | 451           | 191                          | 260                            | 98          |
| 2 PERSONS . . . . .                | 4 538  | 3 784                             | 3 472                        | 312                            | 674           | 510                          | 164                            | 80          |
| 3 PERSONS . . . . .                | 3 227  | 2 685                             | 2 581                        | 104                            | 489           | 385                          | 104                            | 53          |
| 4 PERSONS . . . . .                | 2 560  | 2 250                             | 2 184                        | 66                             | 246           | 182                          | 64                             | 64          |
| 5 PERSONS . . . . .                | 1 539  | 1 304                             | 1 253                        | 51                             | 207           | 163                          | 44                             | 28          |
| 6 PERSONS OR MORE . . . . .        | 1 289  | 896                               | 844                          | 52                             | 277           | 201                          | 76                             | 116         |
| MEDIAN . . . . .                   | 2.7    | 2.7                               | 2.9                          | 1.4                            | 2.6           | 2.8                          | 2.1                            | 3.3         |
| PERSONS PER ROOM                   |        |                                   |                              |                                |               |                              |                                |             |
| 0.50 OR LESS . . . . .             | 4 570  | 3 803                             | 3 498                        | 305                            | 655           | 435                          | 220                            | 112         |
| 0.51 TO 1.00 . . . . .             | 9 570  | 8 046                             | 7 219                        | 827                            | 1 365         | 1 003                        | 362                            | 159         |
| 1.01 OR MORE . . . . .             | 1 736  | 1 244                             | 1 101                        | 143                            | 324           | 194                          | 130                            | 168         |

<sup>1</sup> INCOME OF PRIMARY FAMILIES AND INDIVIDUALS.

Table A-5.—ROOMS IN OWNER- AND RENTER-OCCUPIED HOUSING UNITS, FOR THE SMSA: 1960

[Based on sample; median not shown where base is insufficient; see text. Plus (+) after number indicates median above that number]

| SUBJECT                                   | TOTAL         | 1 ROOM     | 2 ROOMS      | 3 ROOMS      | 4 ROOMS      | 5 ROOMS      | 6 ROOMS      | 7 ROOMS      | 8 ROOMS OR MORE | MEDIAN     |
|---|---------------|------------|--------------|--------------|--------------|--------------|--------------|--------------|-----------------|------------|
| <b>OWNER-OCCUPIED UNITS . . . . .</b>     | <b>20 358</b> | <b>36</b>  | <b>280</b>   | <b>1 196</b> | <b>3 189</b> | <b>7 024</b> | <b>4 574</b> | <b>2 158</b> | <b>1 901</b>    | <b>5.3</b> |
| <b>BEDROOMS</b>                           |               |            |              |              |              |              |              |              |                 |            |
| 0 TO 2 . . . . .                          | 8 511         | 57         | 289          | 1 215        | 2 567        | 3 393        | 869          | 81           | 40              | 4.5        |
| 3 . . . . .                               | 8 824         | ...        | ...          | ...          | 120          | 3 741        | 3 124        | 1 313        | 526             | 5.7        |
| 4 OR MORE . . . . .                       | 3 087         | ...        | ...          | ...          | 21           | 138          | 602          | 848          | 1 478           | 7.4        |
| <b>BATHROOMS</b>                          |               |            |              |              |              |              |              |              |                 |            |
| 1 . . . . .                               | 15 240        | 5          | 201          | 1 050        | 2 907        | 5 944        | 3 259        | 1 130        | 744             | 5.1        |
| MORE THAN 1 . . . . .                     | 4 060         | ...        | 4            | 20           | 170          | 764          | 1 171        | 903          | 1 028           | 6.4        |
| SHARED OR NONE . . . . .                  | 1 045         | 25         | 72           | 128          | 227          | 268          | 157          | 86           | 82              | 4.8        |
| <b>YEAR STRUCTURE BUILT</b>               |               |            |              |              |              |              |              |              |                 |            |
| 1959 TO MARCH 1960 . . . . .              | 1 270         | ...        | 16           | 84           | 200          | 555          | 258          | 101          | 56              | 5.1        |
| 1955 TO 1958 . . . . .                    | 3 792         | 12         | 76           | 415          | 538          | 1 685        | 823          | 166          | 77              | 5.0        |
| 1950 TO 1954 . . . . .                    | 3 032         | 12         | 84           | 250          | 638          | 1 164        | 586          | 186          | 112             | 5.0        |
| 1940 TO 1949 . . . . .                    | 2 336         | 4          | 24           | 96           | 594          | 778          | 473          | 210          | 157             | 5.1        |
| 1939 OR EARLIER . . . . .                 | 9 928         | 8          | 80           | 351          | 1 219        | 2 842        | 2 434        | 1 495        | 1 499           | 5.7        |
| <b>CONDITION AND PLUMBING</b>             |               |            |              |              |              |              |              |              |                 |            |
| SOUND . . . . .                           | 18 487        | 16         | 215          | 1 043        | 2 823        | 6 460        | 4 189        | 1 989        | 1 752           | 5.3        |
| WITH ALL PLUMBING FACILITIES . . . . .    | 17 986        | 4          | 195          | 974          | 2 739        | 6 328        | 4 121        | 1 918        | 1 707           | 5.3        |
| LACKING SOME OR ALL FACILITIES . . . . .  | 501           | 12         | 20           | 69           | 84           | 132          | 68           | 71           | 45              | 5.0        |
| DETERIORATING . . . . .                   | 1 583         | 8          | 37           | 125          | 322          | 496          | 321          | 153          | 121             | 5.1        |
| WITH ALL PLUMBING FACILITIES . . . . .    | 1 198         | ...        | 17           | 81           | 214          | 372          | 277          | 144          | 93              | 5.3        |
| LACKING SOME OR ALL FACILITIES . . . . .  | 385           | 8          | 20           | 44           | 108          | 124          | 44           | 9            | 28              | 4.6        |
| DILAPIDATED . . . . .                     | 288           | 12         | 28           | 28           | 44           | 68           | 64           | 16           | 28              | 5.0        |
| <b>VALUE-INCOME RATIO</b>                 |               |            |              |              |              |              |              |              |                 |            |
| TOTAL . . . . .                           | 16 831        | 12         | 80           | 383          | 2 434        | 6 547        | 4 144        | 1 842        | 1 389           | 5.3        |
| LESS THAN 1.5 . . . . .                   | 4 377         | ...        | 12           | 117          | 687          | 1 482        | 1 097        | 550          | 432             | 5.4        |
| 1.5 TO 1.9 . . . . .                      | 3 512         | ...        | 8            | 36           | 473          | 1 510        | 860          | 401          | 224             | 5.3        |
| 2.0 TO 2.9 . . . . .                      | 4 438         | 4          | 12           | 49           | 466          | 2 033        | 1 109        | 470          | 295             | 5.3        |
| 3.0 OR MORE . . . . .                     | 4 124         | 8          | 48           | 173          | 714          | 1 422        | 988          | 377          | 394             | 5.3        |
| NOT COMPUTED . . . . .                    | 380           | ...        | ...          | 8            | 94           | 100          | 90           | 44           | 44              | 5.4        |
| <b>PERSONS</b>                            |               |            |              |              |              |              |              |              |                 |            |
| 1 PERSON . . . . .                        | 2 127         | 36         | 113          | 260          | 482          | 571          | 379          | 154          | 132             | 4.8        |
| 2 PERSONS . . . . .                       | 6 099         | ...        | 97           | 431          | 1 219        | 2 184        | 1 171        | 518          | 479             | 5.1        |
| 3 PERSONS . . . . .                       | 3 783         | ...        | 41           | 293          | 610          | 1 197        | 918          | 401          | 323             | 5.3        |
| 4 PERSONS . . . . .                       | 3 900         | ...        | 21           | 164          | 561          | 1 597        | 849          | 436          | 272             | 5.3        |
| 5 PERSONS . . . . .                       | 2 477         | ...        | 8            | 28           | 208          | 333          | 278          | 323          | 299             | 5.6        |
| 6 PERSONS OR MORE . . . . .               | 1 972         | ...        | ...          | 20           | 109          | 542          | 579          | 326          | 396             | 6.0        |
| MEDIAN . . . . .                          | 3.0           | ...        | 1.8          | 2.3          | 2.4          | 3.1          | 3.3          | 3.5          | 3.6             | ...        |
| <b>RENTER-OCCUPIED UNITS . . . . .</b>    | <b>15 876</b> | <b>962</b> | <b>1 629</b> | <b>3 617</b> | <b>3 457</b> | <b>2 895</b> | <b>1 739</b> | <b>852</b>   | <b>725</b>      | <b>4.0</b> |
| <b>BEDROOMS</b>                           |               |            |              |              |              |              |              |              |                 |            |
| NONE . . . . .                            | 1 788         | 1 022      | 629          | 137          | ...          | ...          | ...          | ...          | ...             | 1.4        |
| 1 . . . . .                               | 5 197         | ...        | 979          | 3 478        | 583          | 1 157        | ...          | ...          | ...             | 3.0        |
| 2 . . . . .                               | 4 719         | ...        | 21           | 321          | 2 604        | 1 575        | 1 128        | 60           | ...             | 4.3        |
| 3 OR MORE . . . . .                       | 4 108         | ...        | ...          | ...          | 118          | 1 287        | 1 472        | 496          | 735             | 5.9        |
| <b>BATHROOMS</b>                          |               |            |              |              |              |              |              |              |                 |            |
| 1 . . . . .                               | 12 621        | 226        | 1 205        | 3 090        | 3 124        | 2 497        | 1 377        | 608          | 494             | 4.1        |
| MORE THAN 1 . . . . .                     | 927           | 10         | ...          | 51           | 72           | 145          | 285          | 211          | 153             | 6.2        |
| SHARED OR NONE . . . . .                  | 2 341         | 720        | 420          | 405          | 291          | 199          | 128          | 109          | 69              | 2.6        |
| <b>YEAR STRUCTURE BUILT</b>               |               |            |              |              |              |              |              |              |                 |            |
| 1959 TO MARCH 1960 . . . . .              | 638           | 4          | 17           | 83           | 67           | 254          | 170          | 39           | 4               | 5.1        |
| 1955 TO 1958 . . . . .                    | 1 129         | 24         | 146          | 365          | 288          | 241          | 61           | 4            | ...             | 3.6        |
| 1950 TO 1954 . . . . .                    | 2 263         | 27         | 201          | 389          | 615          | 665          | 326          | ...          | 40              | 4.3        |
| 1940 TO 1949 . . . . .                    | 2 286         | 36         | 210          | 471          | 1 020        | 352          | 149          | 32           | 16              | 3.9        |
| 1939 OR EARLIER . . . . .                 | 9 560         | 871        | 1 055        | 2 309        | 1 467        | 1 383        | 1 033        | 777          | 665             | 3.9        |
| <b>CONDITION AND PLUMBING</b>             |               |            |              |              |              |              |              |              |                 |            |
| SOUND . . . . .                           | 13 093        | 760        | 1 272        | 2 902        | 2 943        | 2 488        | 1 452        | 685          | 591             | 4.0        |
| WITH ALL PLUMBING FACILITIES . . . . .    | 11 818        | 214        | 1 036        | 2 700        | 2 866        | 2 400        | 1 397        | 645          | 560             | 4.2        |
| LACKING SOME OR ALL FACILITIES . . . . .  | 1 275         | 546        | 236          | 202          | 77           | 88           | 55           | 40           | 31              | 1.9        |
| DETERIORATING . . . . .                   | 2 344         | 159        | 299          | 618          | 389          | 362          | 263          | 132          | 122             | 3.7        |
| WITH ALL PLUMBING FACILITIES . . . . .    | 1 632         | 28         | 153          | 459          | 298          | 302          | 208          | 101          | 83              | 4.1        |
| LACKING SOME OR ALL FACILITIES . . . . .  | 712           | 131        | 146          | 159          | 91           | 60           | 55           | 31           | 39              | 3.0        |
| DILAPIDATED . . . . .                     | 439           | 43         | 58           | 97           | 125          | 45           | 24           | 35           | 12              | 3.7        |
| <b>GROSS RENT AS PERCENTAGE OF INCOME</b> |               |            |              |              |              |              |              |              |                 |            |
| TOTAL . . . . .                           | 14 368        | 962        | 1 629        | 3 613        | 3 359        | 2 685        | 1 382        | 454          | 284             | 3.8        |
| LESS THAN 10 PERCENT . . . . .            | 640           | 158        | 67           | 132          | 114          | 83           | 42           | 8            | 36              | 3.2        |
| 10 TO 14 PERCENT . . . . .                | 1 861         | 118        | 173          | 459          | 491          | 300          | 201          | 73           | 46              | 3.9        |
| 15 TO 19 PERCENT . . . . .                | 2 522         | 143        | 231          | 579          | 655          | 491          | 290          | 97           | 36              | 4.0        |
| 20 TO 24 PERCENT . . . . .                | 2 273         | 52         | 173          | 544          | 612          | 541          | 276          | 43           | 32              | 4.1        |
| 25 TO 34 PERCENT . . . . .                | 2 809         | 98         | 390          | 684          | 644          | 639          | 277          | 41           | 36              | 3.9        |
| 35 PERCENT OR MORE . . . . .              | 3 312         | 301        | 506          | 1 073        | 707          | 453          | 192          | 60           | 20              | 3.3        |
| NOT COMPUTED . . . . .                    | 951           | 92         | 89           | 142          | 136          | 178          | 104          | 132          | 78              | 4.6        |
| <b>PERSONS</b>                            |               |            |              |              |              |              |              |              |                 |            |
| 1 PERSON . . . . .                        | 2 723         | 809        | 646          | 814          | 221          | 143          | 44           | 23           | 23              | 2.4        |
| 2 PERSONS . . . . .                       | 4 538         | 133        | 785          | 1 684        | 848          | 562          | 244          | 125          | 157             | 3.3        |
| 3 PERSONS . . . . .                       | 3 227         | 16         | 149          | 770          | 1 065        | 639          | 318          | 161          | 109             | 4.1        |
| 4 PERSONS . . . . .                       | 2 560         | 4          | 20           | 244          | 793          | 788          | 440          | 143          | 128             | 4.8        |
| 5 PERSONS . . . . .                       | 1 539         | ...        | 17           | 44           | 375          | 438          | 337          | 196          | 132             | 5.3        |
| 6 PERSONS OR MORE . . . . .               | 1 289         | ...        | 12           | 61           | 155          | 325          | 356          | 204          | 176             | 5.8        |
| MEDIAN . . . . .                          | 2.7           | 1.1        | 1.7          | 2.1          | 3.1          | 3.6          | 4.1          | 4.3          | 4.1             | ...        |

Table A-6.—UNITS IN STRUCTURE FOR OWNER- AND RENTER-OCCUPIED HOUSING UNITS, FOR THE SMSA: 1960

[Based on sample; median not shown where base is insufficient; see text. Plus (+) or minus (-) after number indicates median above or below that number]

| SUBJECT                                    | OWNER OCCUPIED |        |                 |          | RENTER OCCUPIED |        |         |               |               |                  |          |
|--|----------------|--------|-----------------|----------|-----------------|--------|---------|---------------|---------------|------------------|----------|
|  | TOTAL          | 1 UNIT | 2 UNITS OR MORE | TRAILERS | TOTAL           | 1 UNIT | 2 UNITS | 3 AND 4 UNITS | 5 TO 19 UNITS | 20 UNITS OR MORE | TRAILERS |
| ALL OCCUPIED UNITS . . . . .               | 20 345         | 17 618 | 1 218           | 1 509    | 15 889          | 9 036  | 1 394   | 1 873         | 2 753         | 571              | 262      |
| ROOMS                                      |                |        |                 |          |                 |        |         |               |               |                  |          |
| 1 ROOM . . . . .                           | 30             | 5      | 5               | 20       | 956             | 126    | 70      | 166           | 435           | 143              | 16       |
| 2 ROOMS . . . . .                          | 277            | 74     | 44              | 159      | 1 625           | 358    | 147     | 304           | 540           | 194              | 82       |
| 3 ROOMS . . . . .                          | 1 198          | 308    | 198             | 692      | 3 546           | 911    | 471     | 671           | 1 175         | 199              | 119      |
| 4 ROOMS . . . . .                          | 3 304          | 2 421  | 330             | 553      | 3 487           | 2 033  | 427     | 594           | 370           | 25               | 38       |
| 5 ROOMS . . . . .                          | 6 976          | 6 564  | 343             | 69       | 2 841           | 2 319  | 207     | 102           | 196           | 10               | 7        |
| 6 ROOMS . . . . .                          | 4 587          | 4 424  | 147             | 16       | 1 790           | 1 671  | 62      | 25            | 32            | ...              | ...      |
| 7 ROOMS OR MORE . . . . .                  | 3 973          | 3 822  | 151             | ...      | 1 644           | 1 618  | 10      | 11            | 5             | ...              | ...      |
| MEDIAN . . . . .                           | 5.3            | 5.4    | 4.6             | 3.3      | 4.0             | 5.0    | 3.5     | 3.2           | 2.8           | 2.2              | 2.8      |
| YEAR STRUCTURE BUILT                       |                |        |                 |          |                 |        |         |               |               |                  |          |
| 1959 TO MARCH 1960 . . . . .               | 1 242          | 953    | 5               | 284      | 660             | 509    | 30      | 20            | 73            | 25               | 3        |
| 1955 TO 1958 . . . . .                     | 3 801          | 2 974  | 5               | 822      | 1 142           | 593    | 41      | 76            | 350           | 5                | 77       |
| 1950 TO 1954 . . . . .                     | 3 011          | 2 665  | 35              | 311      | 2 252           | 1 531  | 84      | 109           | 267           | 163              | 98       |
| 1940 TO 1949 . . . . .                     | 2 309          | 2 209  | 36              | 64       | 2 295           | 1 468  | 114     | 455           | 113           | 89               | 56       |
| 1939 OR EARLIER . . . . .                  | 9 982          | 8 817  | 1 137           | 28       | 9 540           | 4 935  | 1 125   | 1 213         | 1 950         | 289              | 28       |
| CONDITION AND PLUMBING                     |                |        |                 |          |                 |        |         |               |               |                  |          |
| SOUND . . . . .                            | 18 507         | 15 984 | 1 070           | 1 453    | 13 165          | 7 409  | 1 154   | 1 615         | 2 236         | 561              | 190      |
| WITH ALL PLUMBING FACIL. . . . .           | 17 999         | 15 595 | 971             | 1 433    | 11 861          | 7 010  | 1 008   | 1 352         | 1 860         | 449              | 182      |
| LACKING SOME OR ALL FACIL. . . . .         | 508            | 389    | 99              | 20       | 1 304           | 399    | 146     | 263           | 376           | 112              | 8        |
| DETERIORATING . . . . .                    | 1 576          | 1 399  | 133             | 44       | 2 261           | 1 280  | 209     | 232           | 470           | 10               | 60       |
| WITH ALL PLUMBING FACIL. . . . .           | 1 216          | 1 104  | 96              | 16       | 1 555           | 916    | 154     | 160           | 288           | 5                | 32       |
| LACKING SOME OR ALL FACIL. . . . .         | 360            | 295    | 37              | 28       | 706             | 364    | 55      | 72            | 182           | 5                | 28       |
| DILAPIDATED . . . . .                      | 262            | 235    | 15              | 12       | 463             | 347    | 31      | 26            | 47            | ...              | 12       |
| GROSS RENT                                 |                |        |                 |          |                 |        |         |               |               |                  |          |
| TOTAL . . . . .                            | ...            | ...    | ...             | ...      | 14 362          | 7 516  | 1 394   | 1 873         | 2 753         | 571              | 255      |
| LESS THAN \$30 . . . . .                   | ...            | ...    | ...             | ...      | 248             | 47     | 41      | 30            | 116           | 10               | 4        |
| \$30 TO \$39 . . . . .                     | ...            | ...    | ...             | ...      | 436             | 145    | 10      | 63            | 164           | 46               | 8        |
| \$40 TO \$49 . . . . .                     | ...            | ...    | ...             | ...      | 667             | 174    | 66      | 95            | 265           | 51               | 16       |
| \$50 TO \$59 . . . . .                     | ...            | ...    | ...             | ...      | 1 194           | 402    | 75      | 368           | 299           | 11               | 39       |
| \$60 TO \$69 . . . . .                     | ...            | ...    | ...             | ...      | 1 393           | 686    | 176     | 209           | 219           | 35               | 68       |
| \$70 TO \$79 . . . . .                     | ...            | ...    | ...             | ...      | 1 985           | 907    | 217     | 303           | 358           | 165              | 35       |
| \$80 TO \$99 . . . . .                     | ...            | ...    | ...             | ...      | 3 768           | 1 988  | 358     | 477           | 729           | 166              | 50       |
| \$100 TO \$119 . . . . .                   | ...            | ...    | ...             | ...      | 2 320           | 1 441  | 215     | 194           | 403           | 52               | 15       |
| \$120 OR MORE . . . . .                    | ...            | ...    | ...             | ...      | 1 625           | 1 145  | 191     | 94            | 180           | 15               | ...      |
| NO CASH RENT . . . . .                     | ...            | ...    | ...             | ...      | 726             | 581    | 45      | 40            | 20            | 20               | 20       |
| MEDIAN . . . . . DOLLARS . . . . .         | ...            | ...    | ...             | ...      | 85              | 91     | 85      | 75            | 78            | 77               | 67       |
| HEATING EQUIPMENT                          |                |        |                 |          |                 |        |         |               |               |                  |          |
| STEAM OR HOT WATER . . . . .               | 2 211          | 1 854  | 353             | 4        | 3 305           | 610    | 226     | 516           | 1 405         | 540              | 8        |
| WARM AIR FURNACE . . . . .                 | 13 848         | 12 079 | 749             | 1 020    | 7 861           | 4 965  | 951     | 972           | 895           | 26               | 52       |
| FLOOR, WALL, OR PIPELESS FURNACE . . . . . | 1 653          | 1 519  | 50              | 84       | 1 428           | 1 049  | 68      | 35            | 257           | ...              | 19       |
| BUILT-IN ELECTRIC UNIT . . . . .           | 35             | 27     | ...             | 8        | 35              | 10     | ...     | ...           | 25            | ...              | ...      |
| OTHER MEANS WITH FLUE . . . . .            | 2 454          | 2 034  | 56              | 364      | 3 094           | 2 295  | 149     | 335           | 140           | ...              | 175      |
| OTHER MEANS WITHOUT FLUE . . . . .         | 134            | 100    | 5               | 29       | 161             | 107    | ...     | 15            | 31            | ...              | 8        |
| NONE . . . . .                             | 10             | 5      | 5               | ...      | 5               | ...    | ...     | ...           | ...           | 5                | ...      |
| PERSONS                                    |                |        |                 |          |                 |        |         |               |               |                  |          |
| 1 PERSON . . . . .                         | 2 043          | 1 516  | 368             | 159      | 2 729           | 653    | 257     | 491           | 1 043         | 241              | 44       |
| 2 PERSONS . . . . .                        | 6 092          | 5 198  | 383             | 511      | 4 494           | 1 917  | 535     | 587           | 1 119         | 239              | 97       |
| 3 PERSONS . . . . .                        | 3 874          | 3 294  | 189             | 391      | 3 150           | 1 937  | 319     | 376           | 380           | 53               | 85       |
| 4 PERSONS . . . . .                        | 3 892          | 3 462  | 110             | 320      | 2 649           | 2 023  | 152     | 243           | 166           | 33               | 32       |
| 5 PERSONS . . . . .                        | 2 468          | 2 302  | 78              | 88       | 1 530           | 1 291  | 90      | 115           | 25            | 5                | 4        |
| 6 PERSONS OR MORE . . . . .                | 1 976          | 1 846  | 90              | 40       | 1 337           | 1 215  | 41      | 61            | 20            | ...              | ...      |
| MEDIAN . . . . .                           | 3.0            | 3.1    | 2.1             | 2.7      | 2.7             | 3.5    | 2.3     | 2.3           | 1.8           | 1.7              | 2.4      |
| YEAR MOVED INTO UNIT                       |                |        |                 |          |                 |        |         |               |               |                  |          |
| 1959 TO MARCH 1960 . . . . .               | 3 364          | 2 562  | 80              | 722      | 8 787           | 4 756  | 806     | 1 042         | 1 663         | 296              | 224      |
| 1956 . . . . .                             | 1 990          | 1 586  | 64              | 340      | 1 989           | 938    | 238     | 330           | 399           | 84               | ...      |
| 1950 TO 1957 . . . . .                     | 8 001          | 7 067  | 499             | 435      | 3 456           | 2 146  | 242     | 395           | 512           | 131              | 30       |
| 1940 TO 1949 . . . . .                     | 3 462          | 3 205  | 249             | 8        | 982             | 675    | 73      | 86            | 109           | 35               | 4        |
| 1939 OR EARLIER . . . . .                  | 3 528          | 3 198  | 326             | 4        | 675             | 521    | 35      | 20            | 70            | 25               | 4        |

Table A-7.—HOUSEHOLD COMPOSITION FOR OWNER- AND RENTER-OCCUPIED HOUSING UNITS, FOR THE SMSA: 1960

[Based on sample; see text. Median not shown where base is less than 200; plus (+) or minus (-) after number indicates median above or below that number]

Table with columns: SUBJECT, TOTAL, MALE HEAD, WIFE PRESENT, NO NONRELATIVES, OTHER MALE HEAD, FEMALE HEAD, ONE-PERSON HOUSEHOLDS. Rows include OWNER-OCCUPIED UNITS, UNITS IN STRUCTURE (1, 2 OR MORE, TRAILER), CONDITION AND PLUMBING (SOUND, DETERIORATING, DILAPIDATED), INCOME IN 1959, VALUE-INCOME RATIO, RENTER-OCCUPIED UNITS, UNITS IN STRUCTURE, CONDITION AND PLUMBING, INCOME IN 1959, GROSS RENT, GROSS RENT AS PERCENTAGE OF INCOME.

1 INCOME OF PRIMARY FAMILIES AND INDIVIDUALS.

Table A-8.—OCCUPIED HOUSING UNITS SHARING OR LACKING SPECIFIED FACILITIES, FOR THE SMSA: 1960

[Based on sample; the "total" columns are not additive; see text]

| SUBJECT  | UNITS SHARING-- |             |                               |                         |              |                                | UNITS WITH NO BATH AND/OR TOILET <sup>1</sup> |                           |
|--|-----------------|-------------|-------------------------------|-------------------------|--------------|--------------------------------|---|---------------------------|
|  | TOTAL           | ACCESS ONLY | ACCESS AND BATH AND/OR TOILET | BATH AND/OR TOILET ONLY | COOKING ONLY | COOKING AND BATH AND/OR TOILET | TOTAL   | SHARING ACCESS OR COOKING |
| <b>UNITS IN STRUCTURE</b>                          |                 |             |                               |                         |              |                                |   |                           |
| OWNER OCCUPIED . . . . .                           | 281             | ...         | ...                           | 249                     | 16           | 16                             | 639   | 6                         |
| 1 . . . . .  | 5               | ...         | ...                           | ...                     | 5            | ...                            | 639   | ...                       |
| 2 OR MORE . . . . .                                | 276             | ...         | ...                           | 249                     | 11           | 16                             | ...   | 6                         |
| RENTER OCCUPIED . . . . .                          | 1 570           | 20          | 5                             | 911                     | 86           | 548                            | 782   | 15                        |
| 1 . . . . .  | 30              | ...         | ...                           | ...                     | 30           | ...                            | 757   | ...                       |
| 2 . . . . .  | 254             | 10          | 5                             | 149                     | 21           | 69                             | 20  | 10                        |
| 3 AND 4 . . . . .                                  | 427             | ...         | ...                           | 330                     | 10           | 87                             | 5   | ...                       |
| 5 TO 19 . . . . .                                  | 708             | 10          | ...                           | 420                     | 5            | 273                            | ...   | 5                         |
| 20 OR MORE . . . . .                               | 151             | ...         | ...                           | 12                      | 20           | 119                            | ...   | ...                       |
| <b>RENTER-OCCUPIED UNITS . . . . .</b>             | <b>1 565</b>    | <b>24</b>   | <b>4</b>                      | <b>917</b>              | <b>88</b>    | <b>532</b>                     | <b>742</b>                                    | <b>20</b>                 |
| <b>YEAR STRUCTURE BUILT</b>                        |                 |             |                               |                         |              |                                |   |                           |
| 1955 TO MARCH 1960 . . . . .                       | 12              | ...         | ...                           | 4                       | 4            | 4                              | 23  | ...                       |
| 1950 TO 1954 . . . . .                             | 4               | ...         | ...                           | 4                       | ...          | ...                            | 8   | ...                       |
| 1940 TO 1949 . . . . .                             | 41              | ...         | ...                           | 37                      | ...          | 4                              | 64  | ...                       |
| 1939 OR EARLIER . . . . .                          | 1 508           | 24          | 4                             | 872                     | 84           | 524                            | 647   | 20                        |
| <b>CONDITION</b>                                   |                 |             |                               |                         |              |                                |   |                           |
| SOUND . . . . .                                    | 1 068           | 24          | ...                           | 547                     | 64           | 433                            | 247   | 12                        |
| DETERIORATING . . . . .                            | 418             | ...         | 4                             | 310                     | 20           | 84                             | 290   | 4                         |
| DILAPIDATED . . . . .                              | 79              | ...         | ...                           | 60                      | 4            | 15                             | 205   | 4                         |
| <b>INCOME IN 1959<sup>2</sup></b>                  |                 |             |                               |                         |              |                                |   |                           |
| LESS THAN \$2,000 . . . . .                        | 702             | 8           | ...                           | 378                     | 48           | 268                            | 236   | 8                         |
| \$2,000 TO \$3,999 . . . . .                       | 474             | 4           | 4                             | 322                     | 16           | 128                            | 244   | 8                         |
| \$4,000 TO \$5,999 . . . . .                       | 241             | 8           | ...                           | 146                     | 8            | 79                             | 167   | ...                       |
| \$6,000 TO \$7,999 . . . . .                       | 99              | 4           | ...                           | 55                      | 12           | 28                             | 39  | 4                         |
| \$8,000 TO \$9,999 . . . . .                       | 33              | ...         | ...                           | 8                       | 4            | 21                             | 28  | ...                       |
| \$10,000 OR MORE . . . . .                         | 16              | ...         | ...                           | 8                       | ...          | 8                              | 28  | ...                       |
| <b>GROSS RENT</b>                                  |                 |             |                               |                         |              |                                |   |                           |
| TOTAL . . . . .                                    | 1 561           | 20          | 4                             | 917                     | 88           | 532                            | 559   | 16                        |
| LESS THAN \$20 . . . . .                           | 5               | ...         | ...                           | 5                       | ...          | ...                            | ...   | ...                       |
| \$20 TO \$39 . . . . .                             | 438             | ...         | ...                           | 110                     | 20           | 308                            | 75  | 4                         |
| \$40 TO \$59 . . . . .                             | 531             | ...         | ...                           | 354                     | 12           | 165                            | 142   | ...                       |
| \$60 TO \$79 . . . . .                             | 371             | 12          | ...                           | 332                     | ...          | 27                             | 148   | ...                       |
| \$80 TO \$99 . . . . .                             | 76              | 4           | 4                             | 56                      | 8            | 4                              | 64  | 4                         |
| \$100 TO \$119 . . . . .                           | 44              | ...         | ...                           | 28                      | 4            | 12                             | 11  | ...                       |
| \$120 OR MORE . . . . .                            | 16              | ...         | ...                           | 4                       | 8            | 4                              | 8   | ...                       |
| NO CASH RENT . . . . .                             | 80              | 4           | ...                           | 28                      | 36           | 12                             | 111   | 8                         |
| <b>PERSONS</b>                                     |                 |             |                               |                         |              |                                |   |                           |
| 1 PERSON . . . . .                                 | 905             | 8           | ...                           | 411                     | 48           | 438                            | 163   | 16                        |
| 2 PERSONS . . . . .                                | 386             | 8           | ...                           | 288                     | 20           | 70                             | 146   | ...                       |
| 3 PERSONS . . . . .                                | 132             | 8           | ...                           | 108                     | 8            | 8                              | 95  | 4                         |
| 4 PERSONS OR MORE . . . . .                        | 142             | ...         | 4                             | 110                     | 12           | 16                             | 338   | ...                       |
| <b>HOUSEHOLD COMPOSITION</b>                       |                 |             |                               |                         |              |                                |   |                           |
| <b>TWO-OR-MORE-PERSON HOUSEHOLDS . . . . .</b>     |                 |             |                               |                         |              |                                |   |                           |
| MALE HEAD, WIFE PRESENT, NO NONRELATIVES . . . . . | 376             | 16          | 4                             | 506                     | 40           | 94                             | 579   | 4                         |
| UNDER 45 YEARS . . . . .                           | 308             | 16          | ...                           | 321                     | 16           | 23                             | 470   | 4                         |
| 45 TO 64 YEARS . . . . .                           | 57              | ...         | ...                           | 268                     | 12           | 12                             | 250   | 4                         |
| 65 YEARS AND OVER . . . . .                        | 11              | ...         | ...                           | 46                      | 4            | 7                              | 192   | ...                       |
| OTHER MALE HEAD . . . . .                          | 162             | ...         | ...                           | 7                       | ...          | ...                            | 28  | ...                       |
| UNDER 65 YEARS . . . . .                           | 158             | ...         | ...                           | 87                      | 16           | 59                             | 58  | ...                       |
| 65 YEARS AND OVER . . . . .                        | 4               | ...         | ...                           | 83                      | 16           | 59                             | 46  | ...                       |
| FEMALE HEAD . . . . .                              | 122             | ...         | 4                             | 4                       | ...          | ...                            | 12  | ...                       |
| UNDER 65 YEARS . . . . .                           | 110             | ...         | 4                             | 98                      | 8            | 12                             | 51  | ...                       |
| 65 YEARS AND OVER . . . . .                        | 12              | ...         | ...                           | 90                      | 4            | 12                             | 47  | ...                       |
| <b>ONE-PERSON HOUSEHOLDS . . . . .</b>             |                 |             |                               |                         |              |                                |   |                           |
| UNDER 65 YEARS . . . . .                           | 905             | 8           | ...                           | 411                     | 48           | 438                            | 163   | 16                        |
| 65 YEARS AND OVER . . . . .                        | 776             | 8           | ...                           | 334                     | 40           | 394                            | 68  | 12                        |
|  | 129             | ...         | ...                           | 77                      | 8            | 44                             | 95  | 4                         |
| <b>YEAR MOVED INTO UNIT</b>                        |                 |             |                               |                         |              |                                |   |                           |
| 1959 TO MARCH 1960 . . . . .                       | 935             | 16          | 4                             | 538                     | 28           | 349                            | 217   | 4                         |
| 1958 . . . . .                                     | 131             | ...         | ...                           | 66                      | 20           | 45                             | 60  | 4                         |
| 1950 TO 1957 . . . . .                             | 333             | ...         | ...                           | 210                     | 24           | 99                             | 290   | 4                         |
| 1949 OR EARLIER . . . . .                          | 166             | 8           | ...                           | 103                     | 16           | 39                             | 175   | 8                         |
| <b>TYPE OF HOUSEHOLD</b>                           |                 |             |                               |                         |              |                                |   |                           |
| <b>HOUSEHOLDS WITHOUT NONRELATIVES . . . . .</b>   |                 |             |                               |                         |              |                                |   |                           |
| MALE HEAD, WIFE PRESENT . . . . .                  | 1 391           | 24          | 4                             | 822                     | 68           | 473                            | 708   | 20                        |
| 2 PERSONS . . . . .                                | 376             | 16          | ...                           | 321                     | 16           | 23                             | 470   | 4                         |
| 3 PERSONS . . . . .                                | 179             | 8           | ...                           | 160                     | 4            | 7                              | 103   | ...                       |
| 4 PERSONS . . . . .                                | 100             | 8           | ...                           | 76                      | 8            | 8                              | 80  | 4                         |
| OTHER HOUSEHOLD GROUPS . . . . .                   | 97              | ...         | ...                           | 85                      | 4            | 8                              | 287   | ...                       |
| HOUSEHOLDS WITH NONRELATIVES . . . . .             | 1 015           | 8           | 4                             | 501                     | 52           | 450                            | 238   | 16                        |
|  | 174             | ...         | ...                           | 95                      | 20           | 59                             | 34  | ...                       |
| <b>ROOMS AND PERSONS</b>                           |                 |             |                               |                         |              |                                |   |                           |
| <b>1 ROOM . . . . .</b>                            |                 |             |                               |                         |              |                                |   |                           |
| 1 PERSON . . . . .                                 | 724             | 4           | ...                           | 180                     | 36           | 504                            | 24  | 8                         |
| 2 PERSONS OR MORE . . . . .                        | 630             | 4           | ...                           | 164                     | 32           | 430                            | 20  | 8                         |
| <b>2 ROOMS . . . . .</b>                           |                 |             |                               |                         |              |                                |   |                           |
| 1 PERSON . . . . .                                 | 94              | ...         | ...                           | 16                      | 4            | 74                             | 4   | ...                       |
| 2 AND 3 PERSONS . . . . .                          | 397             | 4           | ...                           | 349                     | 20           | 24                             | 48  | ...                       |
| 4 PERSONS OR MORE . . . . .                        | 174             | ...         | ...                           | 158                     | 8            | 8                              | 36  | ...                       |
| <b>3 ROOMS . . . . .</b>                           |                 |             |                               |                         |              |                                |   |                           |
| 1 PERSON . . . . .                                 | 190             | 4           | ...                           | 166                     | 12           | 8                              | 12  | ...                       |
| 2 AND 3 PERSONS . . . . .                          | 33              | ...         | ...                           | 25                      | ...          | 8                              | ...   | ...                       |
| <b>4 ROOMS . . . . .</b>                           |                 |             |                               |                         |              |                                |   |                           |
| 1 PERSON . . . . .                                 | 320             | 8           | 4                             | 296                     | 12           | ...                            | 104   | 4                         |
| 2 AND 3 PERSONS . . . . .                          | 68              | 4           | ...                           | 56                      | 8            | ...                            | 168   | ...                       |
| <b>5 ROOMS OR MORE . . . . .</b>                   |                 |             |                               |                         |              |                                |   |                           |
| 1 PERSON . . . . .                                 | 56              | 4           | ...                           | 36                      | 12           | 4                              | 398   | 8                         |

<sup>1</sup> EXCLUDES UNITS SHARING BATH AND/OR TOILET! SEE TEXT.

<sup>2</sup> INCOME OF PRIMARY FAMILIES AND INDIVIDUALS.

Table A-9.—DURATION OF VACANCY, FOR AVAILABLE VACANT HOUSING UNITS, FOR THE SMSA: 1960

[Based on sample; see text. Median not shown where base is less than 200; plus (+) or minus (-) after number indicates median above or below that number]

| SUBJECT                                      | TOTAL  | LESS THAN 4 MONTHS | 4 UP TO 6 MONTHS | 6 MONTHS OR MORE | SUBJECT                                  | TOTAL | LESS THAN 1 MONTH | 1 UP TO 4 MONTHS | 4 MONTHS OR MORE |
|--|--------|--------------------|------------------|------------------|--|-------|-------------------|------------------|------------------|
| VACANT AVAILABLE FOR SALE . . . . .          | 230    | 151                | 23               | 56               | VACANT AVAILABLE FOR RENT . . . . .      | 987   | 235               | 448              | 304              |
| ROOMS  |        |                    |                  |                  | ROOMS                                    |       |                   |                  |                  |
| 1 TO 3 ROOMS . . . . .                       | 3      | ...                | ...              | 3                | 1 ROOM . . . . .                         | 64    | 4                 | 31               | 29               |
| 4 ROOMS . . . . .                            | 27     | 13                 | 4                | 10               | 2 ROOMS . . . . .                        | 142   | 36                | 51               | 55               |
| 5 ROOMS . . . . .                            | 103    | 71                 | 16               | 16               | 3 ROOMS . . . . .                        | 275   | 48                | 148              | 79               |
| 6 ROOMS . . . . .                            | 47     | 44                 | ...              | 3                | 4 ROOMS . . . . .                        | 214   | 44                | 97               | 73               |
| 7 ROOMS OR MORE . . . . .                    | 50     | 23                 | 3                | 24               | 5 ROOMS OR MORE . . . . .                | 292   | 103               | 121              | 68               |
| BEDROOMS                                     |        |                    |                  |                  | BEDROOMS                                 |       |                   |                  |                  |
| 0 AND 1 . . . . .                            | ...    | ...                | ...              | ...              | 0 AND 1 . . . . .                        | 490   | 85                | 293              | 112              |
| 2 . . . . .                                  | 30     | ...                | ...              | 30               | 2 . . . . .                              | 251   | 68                | 95               | 88               |
| 3 OR MORE . . . . .                          | 288    | 202                | ...              | 86               | 3 OR MORE . . . . .                      | 289   | 125               | 125              | 39               |
| UNITS IN STRUCTURE                           |        |                    |                  |                  | UNITS IN STRUCTURE                       |       |                   |                  |                  |
| 1 . . . . .                                  | 220    | 148                | 27               | 45               | 1 . . . . .                              | 514   | 151               | 210              | 153              |
| 2 . . . . .                                  | 8      | ...                | 3                | 5                | 2 TO 9 . . . . .                         | 389   | 63                | 180              | 146              |
| 3 OR MORE . . . . .                          | 3      | 3                  | ...              | ...              | 10 TO 19 . . . . .                       | 45    | 5                 | 25               | 15               |
| YEAR STRUCTURE BUILT                         |        |                    |                  |                  | 20 OR MORE . . . . .                     | 25    | 10                | 15               | ...              |
| 1959 TO MARCH 1960 . . . . .                 | 100    | 85                 | 6                | 9                | YEAR STRUCTURE BUILT                     |       |                   |                  |                  |
| 1950 TO 1958 . . . . .                       | 38     | 23                 | ...              | 15               | 1959 TO MARCH 1960 . . . . .             | 22    | 8                 | 9                | 5                |
| 1949 OR EARLIER . . . . .                    | 92     | 43                 | 17               | 32               | 1950 TO 1958 . . . . .                   | 225   | 96                | 80               | 49               |
| PLUMBING                                     |        |                    |                  |                  | 1949 OR EARLIER . . . . .                | 740   | 131               | 359              | 250              |
| WITH ALL PLUMBING FACILITIES . . . . .       | 220    | 151                | 19               | 50               | PLUMBING                                 |       |                   |                  |                  |
| LACKING SOME OR ALL FACILITIES . . . . .     | 10     | ...                | 4                | 6                | WITH ALL PLUMBING FACILITIES . . . . .   | 781   | 215               | 368              | 198              |
| HEATING EQUIPMENT                            |        |                    |                  |                  | LACKING SOME OR ALL FACILITIES . . . . . | 206   | 20                | 80               | 106              |
| STEAM, HOT WATER, WARM AIR FURNACE . . . . . | 194    | 136                | 12               | 46               | RENT ASKED                               |       |                   |                  |                  |
| OTHER . . . . .                              | 33     | 15                 | 11               | 7                | TOTAL . . . . .                          | 953   | 231               | 435              | 287              |
| NONE . . . . .                               | 3      | ...                | ...              | 3                | LESS THAN \$40 . . . . .                 | 87    | 8                 | 30               | 49               |
| SALE PRICE ASKED                             |        |                    |                  |                  | \$40 TO \$59 . . . . .                   | 167   | 35                | 65               | 67               |
| TOTAL . . . . .                              | 230    | 151                | 23               | 56               | \$60 TO \$79 . . . . .                   | 371   | 84                | 158              | 129              |
| LESS THAN \$5,000 . . . . .                  | 13     | ...                | 7                | 6                | \$80 TO \$99 . . . . .                   | 206   | 41                | 136              | 29               |
| \$5,000 TO \$9,900 . . . . .                 | 29     | 16                 | 7                | 6                | \$100 OR MORE . . . . .                  | 122   | 63                | 46               | 13               |
| \$10,000 TO \$14,900 . . . . .               | 76     | 60                 | 3                | 13               | MEDIAN RENT ASKED . . . . . DOLLARS . .  | 72    | 77                | 76               | 64               |
| \$15,000 TO \$19,900 . . . . .               | 50     | 43                 | ...              | 7                |  |       |                   |                  |                  |
| \$20,000 TO \$24,900 . . . . .               | 28     | 19                 | ...              | 9                |  |       |                   |                  |                  |
| \$25,000 OR MORE . . . . .                   | 34     | 13                 | 6                | 15               |  |       |                   |                  |                  |
| MEDIAN PRICE ASKED . . . . . DOLLARS . .     | 14 800 | ...                | ...              | ...              |  |       |                   |                  |                  |

Table A-10.—RENT ASKED FOR VACANT HOUSING UNITS AVAILABLE FOR RENT, FOR THE SMSA: 1960

[Based on sample; see text]

| SUBJECT                                  | TOTAL | LESS THAN \$40 | \$40 TO \$59 | \$60 TO \$79 | \$80 TO \$99 | \$100 OR MORE |
|--|-------|----------------|--------------|--------------|--------------|---------------|
| VACANT AVAILABLE FOR RENT . . . . .      | 953   | 87             | 167          | 371          | 206          | 122           |
| BEDROOMS                                 |       |                |              |              |              |               |
| 0 AND 1 . . . . .                        | 490   | 19             | 123          | 221          | 127          | ...           |
| 2 . . . . .                              | 232   | ...            | 38           | 130          | 64           | ...           |
| 3 OR MORE . . . . .                      | 231   | ...            | 19           | 30           | 76           | 106           |
| UNITS IN STRUCTURE                       |       |                |              |              |              |               |
| 1 . . . . .                              | 489   | 40             | 70           | 150          | 125          | 104           |
| 2 TO 4 . . . . .                         | 276   | 21             | 52           | 153          | 40           | 10            |
| 5 OR MORE . . . . .                      | 183   | 45             | 36           | 66           | 26           | 10            |
| YEAR STRUCTURE BUILT                     |       |                |              |              |              |               |
| 1959 TO MARCH 1960 . . . . .             | 22    | ...            | 5            | ...          | 8            | 9             |
| 1950 TO 1958 . . . . .                   | 225   | 8              | 8            | 50           | 88           | 71            |
| 1949 OR EARLIER . . . . .                | 706   | 79             | 154          | 321          | 110          | 42            |
| PLUMBING                                 |       |                |              |              |              |               |
| WITH ALL PLUMBING FACILITIES . . . . .   | 755   | 20             | 101          | 306          | 206          | 122           |
| LACKING SOME OR ALL FACILITIES . . . . . | 198   | 67             | 66           | 65           | ...          | ...           |
| INCLUSION OF UTILITIES IN RENT           |       |                |              |              |              |               |
| ALL UTILITIES INCLUDED . . . . .         | 361   | 50             | 50           | 154          | 49           | 58            |
| SOME OR NO UTILITIES INCLUDED . . . . .  | 592   | 37             | 117          | 217          | 157          | 64            |



# CHARLESTON

SOUTH CAROLINA

## STANDARD METROPOLITAN STATISTICAL AREA

Statistics for a standard metropolitan statistical area of 100,000 inhabitants or more, and for each place of 100,000 inhabitants or more within the area, are presented in a series of standard tables. The tables are arranged by area and the subjects are the same in the tables having the same basic number. The prefix letter "A" has been assigned to the tables for the total SMSA; tables for places, which follow in alphabetical order, have the prefix letter "B," "C," etc. Tables 1 to 10 are presented in each report. Tables 11 to 14, which are for units with nonwhite household heads, are given if the SMSA or place has 25,000 or more such units.

### LIST OF TABLES

[Page numbers listed here omit the chapter number which appears as part of the page number for each page. The chapter number for this area is 39]

| Table title   | Standard metropolitan statistical area (Prefix A) |
|---|---|
|   | <i>Page</i>                                       |
| Table 1.—Value of owner-occupied housing units .....  | 3   |
| Table 2.—Gross rent of renter-occupied housing units .....  | 4   |
| Table 3.—Income in 1959 of primary families and individuals in owner- and renter-occupied housing units ..... | 5   |
| Table 4.—Condition and plumbing facilities for owner- and renter-occupied housing units                       | 6   |
| Table 5.—Rooms in owner- and renter-occupied housing units .....  | 7   |
| Table 6.—Units in structure for owner- and renter-occupied housing units .....                                | 8   |
| Table 7.—Household composition for owner- and renter-occupied housing units.....                              | 9   |
| Table 8.—Occupied housing units sharing or lacking specified facilities.....                                  | 10  |
| Table 9.—Duration of vacancy for available vacant housing units .....   | 11  |
| Table 10.—Rent asked for vacant housing units available for rent .....  | 11  |

Charleston, S.C.  
STANDARD METROPOLITAN STATISTICAL AREA

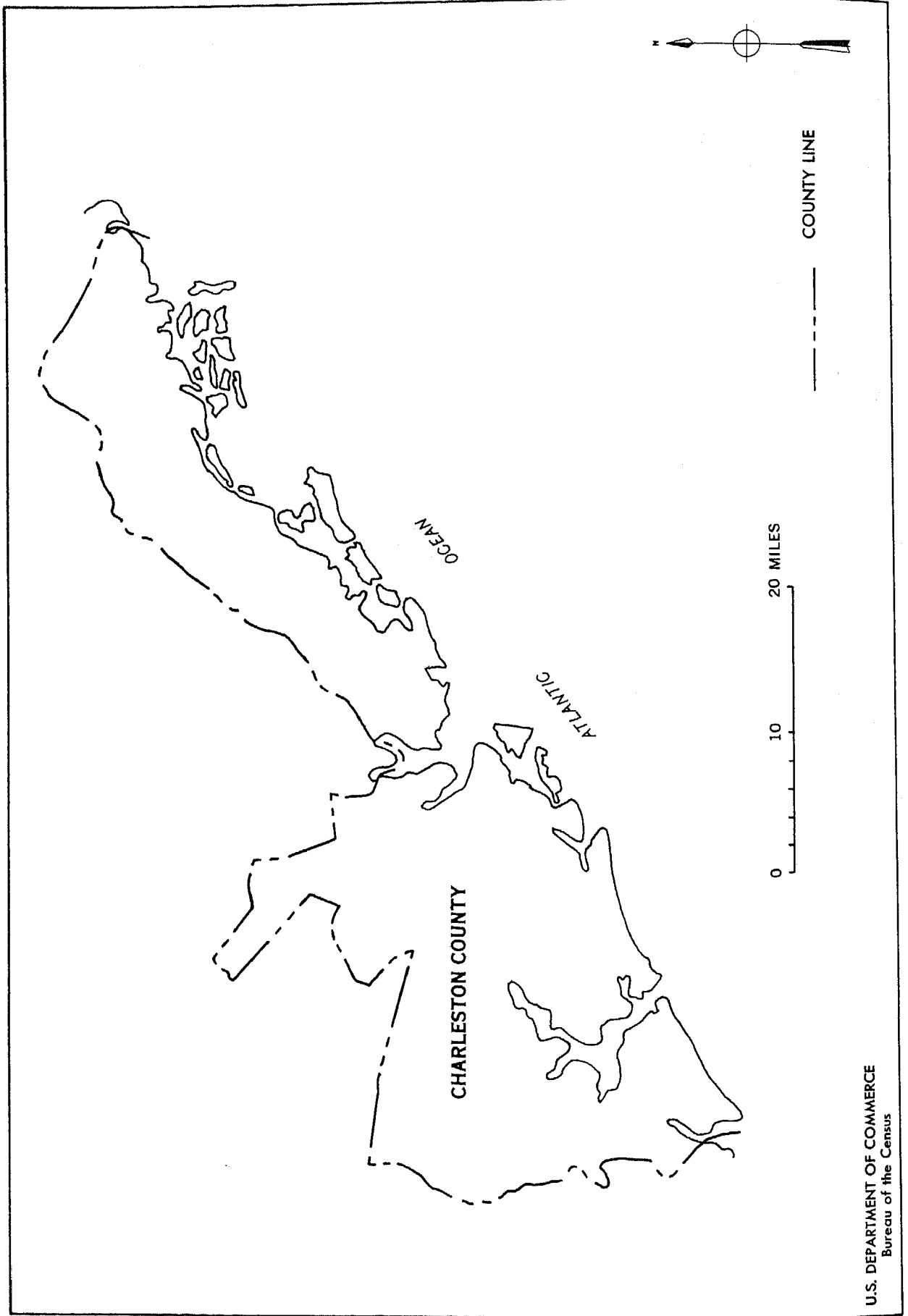


Table A-1.—VALUE OF OWNER-OCCUPIED HOUSING UNITS, FOR THE SMSA: 1960

[Based on sample; median not shown where base is insufficient; see text. Plus (+) or minus (-) after number indicates median above or below that number]

| SUBJECT  | TOTAL  | VALUE             |                    |                    |                      |                      |                      |                      |                      |                  |                  |
|--|--------|-------------------|--------------------|--------------------|----------------------|----------------------|----------------------|----------------------|----------------------|------------------|------------------|
|  |        | LESS THAN \$5,000 | \$5,000 TO \$7,400 | \$7,500 TO \$9,900 | \$10,000 TO \$12,400 | \$12,500 TO \$14,900 | \$15,000 TO \$17,400 | \$17,500 TO \$19,900 | \$20,000 TO \$24,900 | \$25,000 OR MORE | MEDIAN (DOLLARS) |
| OWNER-OCCUPIED UNITS . . . . .                     | 22 813 | 4 171             | 2 858              | 3 586              | 4 008                | 2 887                | 1 654                | 991                  | 1 196                | 1 462            | 10 500           |
| ROOMS  |        |                   |                    |                    |                      |                      |                      |                      |                      |                  |                  |
| 1 AND 2 ROOMS . . . . .                            | 292    | 218               | 47                 | 4                  | 8                    | 4                    | 3                    | ...                  | 4                    | 4                | 5 000-           |
| 3 ROOMS . . . . .                                  | 593    | 394               | 106                | 46                 | 25                   | 7                    | ...                  | 4                    | 4                    | 5 000-           |                  |
| 4 ROOMS . . . . .                                  | 2 873  | 1 163             | 735                | 558                | 253                  | 109                  | 20                   | 12                   | 15                   | 8                | 5 900            |
| 5 ROOMS . . . . .                                  | 6 766  | 1 067             | 926                | 1 552              | 1 700                | 892                  | 287                  | 140                  | 123                  | 79               | 9 700            |
| 6 ROOMS . . . . .                                  | 7 319  | 953               | 683                | 1 033              | 1 454                | 1 316                | 856                  | 432                  | 396                  | 196              | 11 700           |
| 7 ROOMS . . . . .                                  | 2 776  | 205               | 238                | 282                | 371                  | 286                  | 342                  | 276                  | 360                  | 416              | 14 700           |
| 8 ROOMS OR MORE . . . . .                          | 2 194  | 171               | 123                | 111                | 226                  | 188                  | 195                  | 131                  | 294                  | 755              | 19 100           |
| MEDIAN . . . . .                                   | 5.6    | 4.8               | 5.1                | 5.3                | 5.5                  | 5.8                  | 6.1                  | 6.3                  | 6.7                  | 7.5              | ...              |
| BEDROOMS   |        |                   |                    |                    |                      |                      |                      |                      |                      |                  |                  |
| 0 TO 2 . . . . .                                   | 9 204  | 2 698             | 1 725              | 1 791              | 1 295                | 821                  | 345                  | 105                  | 230                  | 194              | 7 700            |
| 3 . . . . .  | 10 798 | 1 357             | 900                | 1 409              | 2 378                | 1 636                | 1 377                | 546                  | 495                  | 700              | 11 800           |
| 4 OR MORE . . . . .                                | 2 939  | 439               | 294                | 198                | 244                  | 226                  | 316                  | 213                  | 361                  | 648              | 15 500           |
| BATHROOMS  |        |                   |                    |                    |                      |                      |                      |                      |                      |                  |                  |
| 1 . . . . .  | 13 697 | 967               | 2 082              | 3 244              | 3 563                | 2 250                | 772                  | 317                  | 308                  | 194              | 10 400           |
| MORE THAN 1 . . . . .                              | 5 005  | 14                | 88                 | 175                | 375                  | 674                  | 808                  | 685                  | 909                  | 1 277            | 18 800           |
| SHARED OR NONE . . . . .                           | 4 133  | 3 142             | 662                | 198                | 87                   | 15                   | ...                  | 4                    | 25                   | ...              | 5 000-           |
| YEAR STRUCTURE BUILT                               |        |                   |                    |                    |                      |                      |                      |                      |                      |                  |                  |
| 1959 TO MARCH 1960 . . . . .                       | 1 650  | 124               | 79                 | 140                | 314                  | 314                  | 264                  | 176                  | 138                  | 101              | 13 800           |
| 1955 TO 1958 . . . . .                             | 4 567  | 338               | 344                | 443                | 937                  | 947                  | 596                  | 293                  | 277                  | 392              | 13 100           |
| 1950 TO 1954 . . . . .                             | 3 891  | 483               | 363                | 634                | 843                  | 535                  | 271                  | 171                  | 286                  | 305              | 11 400           |
| 1940 TO 1949 . . . . .                             | 6 464  | 1 408             | 1 061              | 1 564              | 1 142                | 611                  | 222                  | 145                  | 145                  | 166              | 8 700            |
| 1939 OR EARLIER . . . . .                          | 6 241  | 1 818             | 1 011              | 805                | 772                  | 480                  | 301                  | 206                  | 350                  | 498              | 8 400            |
| CONDITION AND PLUMBING                             |        |                   |                    |                    |                      |                      |                      |                      |                      |                  |                  |
| SOUND . . . . .                                    | 18 765 | 1 346             | 2 184              | 3 315              | 3 854                | 2 822                | 1 636                | 979                  | 1 171                | 1 458            | 11 600           |
| WITH ALL PLUMBING FACILITIES . . . . .             | 17 562 | 651               | 1 869              | 3 183              | 3 808                | 2 818                | 1 636                | 975                  | 1 164                | 1 458            | 12 000           |
| LACKING SOME OR ALL FACILITIES . . . . .           | 1 203  | 695               | 315                | 132                | 46                   | 4                    | ...                  | 4                    | 7                    | ...              | 5 000-           |
| DETERIORATING . . . . .                            | 2 434  | 1 424             | 525                | 237                | 138                  | 65                   | 18                   | 12                   | 11                   | 4                | 5 000-           |
| WITH ALL PLUMBING FACILITIES . . . . .             | 915    | 224               | 301                | 190                | 105                  | 57                   | 15                   | 8                    | 11                   | 4                | 6 900            |
| LACKING SOME OR ALL FACILITIES . . . . .           | 1 519  | 1 200             | 224                | 47                 | 33                   | 8                    | 3                    | ...                  | ...                  | ...              | 5 000-           |
| DILAPIDATED . . . . .                              | 1 614  | 1 401             | 149                | 34                 | 16                   | ...                  | ...                  | ...                  | 14                   | ...              | 5 000-           |
| AIR CONDITIONING                                   |        |                   |                    |                    |                      |                      |                      |                      |                      |                  |                  |
| ROOM UNIT(S) . . . . .                             | 5 017  | 117               | 208                | 637                | 1 118                | 803                  | 798                  | 316                  | 396                  | 624              | 13 800           |
| CENTRAL SYSTEM . . . . .                           | 698    | ...               | ...                | ...                | 77                   | 38                   | 41                   | 55                   | 96                   | 391              | ...              |
| NONE . . . . .                                     | 17 226 | 4 377             | 2 711              | 2 761              | 2 722                | 1 842                | 1 199                | 493                  | 594                  | 527              | 8 900            |
| PERSONS  |        |                   |                    |                    |                      |                      |                      |                      |                      |                  |                  |
| 1 PERSON . . . . .                                 | 1 428  | 403               | 275                | 190                | 203                  | 129                  | 77                   | 33                   | 38                   | 80               | 8 000            |
| 2 PERSONS . . . . .                                | 5 207  | 780               | 676                | 816                | 917                  | 702                  | 403                  | 256                  | 254                  | 403              | 10 900           |
| 3 PERSONS . . . . .                                | 4 149  | 601               | 468                | 710                | 758                  | 567                  | 335                  | 230                  | 255                  | 225              | 11 000           |
| 4 PERSONS . . . . .                                | 4 409  | 417               | 465                | 709                | 800                  | 678                  | 425                  | 179                  | 274                  | 282              | 11 600           |
| 5 PERSONS . . . . .                                | 3 357  | 398               | 362                | 587                | 620                  | 514                  | 226                  | 188                  | 206                  | 256              | 11 300           |
| 6 PERSONS OR MORE . . . . .                        | 4 263  | 1 572             | 612                | 574                | 530                  | 297                  | 188                  | 105                  | 169                  | 216              | 7 300            |
| MEDIAN . . . . .                                   | 3.6    | 4.2               | 3.5                | 3.6                | 3.6                  | 3.6                  | 3.5                  | 3.4                  | 3.7                  | 3.6              | ...              |
| PERSONS PER ROOM                                   |        |                   |                    |                    |                      |                      |                      |                      |                      |                  |                  |
| 0.50 OR LESS . . . . .                             | 8 762  | 1 140             | 1 043              | 1 247              | 1 470                | 1 165                | 783                  | 491                  | 558                  | 865              | 11 600           |
| 0.51 TO 1.00 . . . . .                             | 10 920 | 1 422             | 1 305              | 1 880              | 2 218                | 1 600                | 843                  | 473                  | 585                  | 594              | 11 000           |
| 1.01 OR MORE . . . . .                             | 3 131  | 1 609             | 510                | 459                | 320                  | 122                  | 28                   | 27                   | 53                   | 3                | 5 000-           |
| HOUSEHOLD COMPOSITION                              |        |                   |                    |                    |                      |                      |                      |                      |                      |                  |                  |
| TWO-OR-MORE-PERSON HOUSEHOLDS . . . . .            | 21 385 | 3 768             | 2 583              | 3 396              | 3 805                | 2 758                | 1 577                | 958                  | 1 158                | 1 382            | 10 600           |
| MALE HEAD, WIFE PRESENT, NO NONRELATIVES . . . . . | 18 163 | 2 736             | 2 074              | 2 929              | 3 370                | 2 443                | 1 429                | 880                  | 1 040                | 1 262            | 11 000           |
| UNDER 45 YEARS . . . . .                           | 9 878  | 1 351             | 945                | 1 646              | 1 959                | 1 473                | 904                  | 497                  | 515                  | 588              | 11 300           |
| 45 TO 64 YEARS . . . . .                           | 6 799  | 1 096             | 920                | 1 078              | 1 167                | 817                  | 408                  | 323                  | 443                  | 547              | 10 700           |
| 65 YEARS AND OVER . . . . .                        | 1 486  | 289               | 209                | 205                | 244                  | 153                  | 117                  | 60                   | 82                   | 127              | 10 400           |
| OTHER MALE HEAD . . . . .                          | 913    | 237               | 193                | 110                | 136                  | 87                   | 48                   | 23                   | 35                   | 44               | 8 100            |
| UNDER 65 YEARS . . . . .                           | 737    | 199               | 166                | 82                 | 112                  | 68                   | 32                   | 23                   | 31                   | 24               | 7 600            |
| 65 YEARS AND OVER . . . . .                        | 176    | 38                | 27                 | 28                 | 24                   | 19                   | 16                   | ...                  | 4                    | 20               | ...              |
| FEMALE HEAD . . . . .                              | 2 309  | 795               | 316                | 357                | 299                  | 228                  | 100                  | 55                   | 83                   | 76               | 7 800            |
| UNDER 65 YEARS . . . . .                           | 1 852  | 591               | 253                | 314                | 280                  | 176                  | 80                   | 44                   | 61                   | 53               | 8 200            |
| 65 YEARS AND OVER . . . . .                        | 457    | 204               | 63                 | 43                 | 19                   | 52                   | 20                   | 11                   | 22                   | 23               | 6 000            |
| ONE-PERSON HOUSEHOLDS . . . . .                    | 1 428  | 403               | 275                | 190                | 203                  | 129                  | 77                   | 33                   | 38                   | 80               | 8 000            |
| UNDER 65 YEARS . . . . .                           | 837    | 210               | 169                | 110                | 135                  | 79                   | 53                   | 20                   | 21                   | 40               | 8 400            |
| 65 YEARS AND OVER . . . . .                        | 591    | 193               | 106                | 80                 | 68                   | 50                   | 24                   | 13                   | 17                   | 40               | 7 400            |
| YEAR MOVED INTO UNIT                               |        |                   |                    |                    |                      |                      |                      |                      |                      |                  |                  |
| 1959 TO MARCH 1960 . . . . .                       | 3 207  | 307               | 268                | 492                | 630                  | 573                  | 376                  | 217                  | 182                  | 162              | 12 100           |
| 1958 . . . . .                                     | 1 988  | 189               | 219                | 261                | 369                  | 344                  | 215                  | 119                  | 125                  | 147              | 12 200           |
| 1950 TO 1957 . . . . .                             | 9 541  | 1 160             | 1 033              | 1 672              | 1 864                | 1 332                | 720                  | 421                  | 572                  | 767              | 11 200           |
| 1940 TO 1949 . . . . .                             | 5 107  | 1 344             | 907                | 847                | 870                  | 442                  | 194                  | 155                  | 158                  | 190              | 8 400            |
| 1939 OR EARLIER . . . . .                          | 2 970  | 1 171             | 431                | 314                | 275                  | 196                  | 149                  | 79                   | 159                  | 196              | 6 800            |

Table A-2.—GROSS RENT OF RENTER-OCCUPIED HOUSING UNITS, FOR THE SMSA: 1960

[Based on sample; median not shown where base is insufficient; see text. Plus (+) or minus (-) after number indicates median above or below that number]

| SUBJECT                            | TOTAL  | GROSS RENT     |              |              |              |              |              |              |              |                |               | NO CASH RENT | MEDIAN (DOLLARS) |
|------------------------------------|--------|----------------|--------------|--------------|--------------|--------------|--------------|--------------|--------------|----------------|---------------|--------------|------------------|
|                                    |        | LESS THAN \$30 | \$30 TO \$39 | \$40 TO \$49 | \$50 TO \$59 | \$60 TO \$69 | \$70 TO \$79 | \$80 TO \$89 | \$90 TO \$99 | \$100 TO \$119 | \$120 OR MORE |              |                  |
| RENTER-OCCUPIED UNITS . . . . .    | 27 765 | 3 746          | 2 488        | 2 502        | 2 629        | 3 617        | 3 374        | 4 205        | 1 954        | 1 115          | 2 135         | 64           |                  |
| ROOMS                              |        |                |              |              |              |              |              |              |              |                |               |              |                  |
| 1 ROOM . . . . .                   | 1 477  | 905            | 165          | 107          | 57           | 67           | 17           | 25           | 4            | ***            | 130           | 30-          |                  |
| 2 ROOMS . . . . .                  | 3 174  | 1 271          | 560          | 206          | 182          | 280          | 194          | 138          | 21           | 5              | 317           | 33           |                  |
| 3 ROOMS . . . . .                  | 5 997  | 984            | 909          | 766          | 810          | 792          | 661          | 677          | 119          | 16             | 263           | 53           |                  |
| 4 ROOMS . . . . .                  | 7 793  | 439            | 554          | 888          | 772          | 1 468        | 1 261        | 1 365        | 379          | 69             | 598           | 66           |                  |
| 5 ROOMS . . . . .                  | 5 668  | 84             | 201          | 400          | 532          | 740          | 965          | 1 320        | 745          | 366            | 315           | 77           |                  |
| 6 ROOMS . . . . .                  | 2 596  | 51             | 62           | 101          | 207          | 190          | 196          | 536          | 564          | 391            | 298           | 93           |                  |
| 7 ROOMS OR MORE . . . . .          | 1 060  | 12             | 37           | 34           | 69           | 80           | 80           | 144          | 122          | 268            | 214           | 95           |                  |
| MEDIAN . . . . .                   | 3.9    | 2.3            | 3.1          | 3.7          | 3.8          | 4.0          | 4.1          | 4.4          | 5.1          | 5.8            | 4.1           | ***          |                  |
| BEDROOMS                           |        |                |              |              |              |              |              |              |              |                |               |              |                  |
| NONE . . . . .                     | 1 769  | 966            | 302          | 57           | 73           | 76           | 82           | 14           | ***          | ***            | 199           | 30-          |                  |
| 1 . . . . .                        | 8 857  | 1 956          | 1 465        | 1 017        | 896          | 1 203        | 688          | 826          | 198          | 19             | 589           | 47           |                  |
| 2 . . . . .                        | 11 467 | 619            | 765          | 1 027        | 1 016        | 2 007        | 1 805        | 825          | 825          | 295            | 1 019         | 69           |                  |
| 3 OR MORE . . . . .                | 5 505  | 16             | 217          | 210          | 487          | 822          | 527          | 1 009        | 950          | 776            | 491           | 85           |                  |
| BATHROOMS                          |        |                |              |              |              |              |              |              |              |                |               |              |                  |
| 1 . . . . .                        | 17 079 | 397            | 679          | 1 152        | 1 717        | 3 073        | 3 165        | 4 026        | 1 633        | 672            | 565           | 74           |                  |
| MORE THAN 1 . . . . .              | 1 214  | 5              | 20           | 46           | 48           | 32           | 67           | 131          | 253          | 466            | 146           | 115          |                  |
| SHARED OR NONE . . . . .           | 9 464  | 3 373          | 1 727        | 1 329        | 882          | 408          | 169          | 133          | 31           | 11             | 1 401         | 34           |                  |
| YEAR STRUCTURE BUILT               |        |                |              |              |              |              |              |              |              |                |               |              |                  |
| 1959 TO MARCH 1960 . . . . .       | 1 233  | 20             | 4            | 8            | 16           | 27           | 215          | 389          | 265          | 241            | 48            | 96           |                  |
| 1955 TO 1958 . . . . .             | 1 603  | 61             | 67           | 71           | 56           | 102          | 170          | 389          | 281          | 253            | 153           | 90           |                  |
| 1950 TO 1954 . . . . .             | 2 769  | 146            | 142          | 103          | 111          | 311          | 343          | 780          | 430          | 180            | 223           | 85           |                  |
| 1940 TO 1949 . . . . .             | 7 216  | 590            | 506          | 595          | 676          | 1 236        | 1 243        | 1 204        | 502          | 185            | 479           | 68           |                  |
| 1939 OR EARLIER . . . . .          | 14 944 | 2 929          | 1 769        | 1 725        | 1 770        | 1 941        | 1 403        | 1 443        | 476          | 256            | 1 232         | 52           |                  |
| CONDITION AND PLUMBING             |        |                |              |              |              |              |              |              |              |                |               |              |                  |
| SOUND . . . . .                    | 17 903 | 899            | 1 007        | 1 310        | 1 693        | 2 614        | 2 789        | 3 711        | 1 838        | 1 111          | 931           | 73           |                  |
| WITH ALL PLUMBING FACIL. . . . .   | 15 567 | 354            | 570          | 865          | 1 378        | 2 485        | 2 715        | 3 681        | 1 834        | 1 107          | 578           | 77           |                  |
| LACKING SOME OR ALL FACIL. . . . . | 2 336  | 545            | 437          | 445          | 315          | 129          | 74           | 30           | 4            | 4              | 353           | 40           |                  |
| DETERIORATING . . . . .            | 5 477  | 1 046          | 808          | 791          | 596          | 717          | 476          | 405          | 104          | 4              | 534           | 48           |                  |
| WITH ALL PLUMBING FACIL. . . . .   | 2 274  | 24             | 124          | 308          | 341          | 522          | 400          | 354          | 88           | ***            | 113           | 65           |                  |
| LACKING SOME OR ALL FACIL. . . . . | 3 203  | 1 022          | 684          | 483          | 255          | 195          | 76           | 51           | 16           | ***            | 421           | 35           |                  |
| DILAPIDATED . . . . .              | 4 385  | 1 801          | 673          | 401          | 340          | 286          | 109          | 89           | 12           | 4              | 670           | 31           |                  |
| INCOME IN 1959 <sup>1</sup>        |        |                |              |              |              |              |              |              |              |                |               |              |                  |
| LESS THAN \$2,000 . . . . .        | 9 475  | 2 951          | 1 409        | 1 000        | 796          | 756          | 598          | 461          | 142          | 124            | 1 238         | 38           |                  |
| \$2,000 TO \$2,999 . . . . .       | 4 008  | 392            | 448          | 592          | 517          | 674          | 522          | 440          | 145          | 21             | 257           | 59           |                  |
| \$3,000 TO \$3,999 . . . . .       | 3 762  | 248            | 291          | 309          | 480          | 629          | 642          | 748          | 207          | 38             | 170           | 67           |                  |
| \$4,000 TO \$4,999 . . . . .       | 3 253  | 78             | 175          | 270          | 331          | 600          | 523          | 757          | 308          | 90             | 121           | 72           |                  |
| \$5,000 TO \$5,999 . . . . .       | 2 376  | 46             | 71           | 112          | 204          | 396          | 431          | 579          | 306          | 121            | 110           | 77           |                  |
| \$6,000 TO \$6,999 . . . . .       | 1 625  | 7              | 36           | 99           | 111          | 235          | 281          | 442          | 229          | 106            | 79            | 80           |                  |
| \$7,000 TO \$7,999 . . . . .       | 995    | 12             | 24           | 51           | 66           | 124          | 130          | 309          | 136          | 96             | 47            | 84           |                  |
| \$8,000 TO \$9,999 . . . . .       | 1 141  | 12             | 8            | 21           | 63           | 117          | 135          | 276          | 251          | 203            | 55            | 94           |                  |
| \$10,000 TO \$14,999 . . . . .     | 908    | ***            | 18           | 40           | 41           | 83           | 94           | 156          | 210          | 238            | 28            | 101          |                  |
| \$15,000 OR MORE . . . . .         | 222    | ***            | 8            | 20           | 3            | 18           | 37           | 20           | 78           | 30             | ***           | ***          |                  |
| MEDIAN . . . . . DOLLARS . . . . . | 3 100  | 2 000-         | 2 000-       | 2 400        | 3 000        | 3 600        | 3 900        | 4 600        | 5 600        | 7 600          | 2 000-        | ***          |                  |
| GROSS RENT AS PERCENTAGE OF INCOME |        |                |              |              |              |              |              |              |              |                |               |              |                  |
| LESS THAN 10 PERCENT . . . . .     | 2 092  | 616            | 287          | 296          | 242          | 217          | 181          | 145          | 50           | 58             | ***           | 45           |                  |
| 10 TO 14 PERCENT . . . . .         | 3 904  | 464            | 412          | 422          | 454          | 623          | 463          | 580          | 333          | 153            | ***           | 63           |                  |
| 15 TO 19 PERCENT . . . . .         | 4 417  | 352            | 336          | 378          | 448          | 750          | 702          | 869          | 333          | 249            | ***           | 69           |                  |
| 20 TO 24 PERCENT . . . . .         | 3 426  | 288            | 200          | 281          | 414          | 482          | 500          | 697          | 342          | 222            | ***           | 71           |                  |
| 25 TO 34 PERCENT . . . . .         | 4 359  | 477            | 319          | 353          | 340          | 643          | 628          | 946          | 464          | 189            | ***           | 71           |                  |
| 35 PERCENT OR MORE . . . . .       | 6 450  | 1 300          | 840          | 688          | 618          | 781          | 763          | 886          | 371          | 203            | ***           | 56           |                  |
| NOT COMPUTED . . . . .             | 3 117  | 249            | 94           | 84           | 113          | 121          | 137          | 82           | 61           | 41             | 2 135         | 56           |                  |
| AIR CONDITIONING                   |        |                |              |              |              |              |              |              |              |                |               |              |                  |
| ROOM UNIT(S) . . . . .             | 2 471  | 26             | 166          | 53           | 83           | 302          | 265          | 544          | 373          | 472            | 187           | 89           |                  |
| CENTRAL SYSTEM . . . . .           | 878    | ***            | 37           | ***          | ***          | 18           | 158          | 294          | 183          | 139            | 49            | ***          |                  |
| NONE . . . . .                     | 24 249 | 3 531          | 2 546        | 2 258        | 2 389        | 3 788        | 2 679        | 3 100        | 1 417        | 479            | 2 062         | 61           |                  |
| PERSONS                            |        |                |              |              |              |              |              |              |              |                |               |              |                  |
| 1 PERSON . . . . .                 | 4 420  | 1 526          | 565          | 376          | 348          | 408          | 233          | 344          | 76           | 49             | 495           | 38           |                  |
| 2 PERSONS . . . . .                | 6 372  | 772            | 578          | 486          | 683          | 922          | 889          | 1 041        | 361          | 179            | 461           | 65           |                  |
| 3 PERSONS . . . . .                | 4 908  | 376            | 376          | 420          | 515          | 689          | 790          | 887          | 369          | 199            | 287           | 69           |                  |
| 4 PERSONS . . . . .                | 4 408  | 289            | 259          | 375          | 349          | 660          | 601          | 837          | 477          | 314            | 247           | 72           |                  |
| 5 PERSONS . . . . .                | 3 041  | 203            | 221          | 309          | 216          | 405          | 384          | 611          | 310          | 245            | 137           | 73           |                  |
| 6 PERSONS OR MORE . . . . .        | 4 616  | 580            | 489          | 536          | 518          | 533          | 477          | 485          | 361          | 129            | 508           | 59           |                  |
| MEDIAN . . . . .                   | 3.1    | 1.9            | 2.8          | 3.4          | 3.1          | 3.2          | 3.2          | 3.3          | 3.9          | 3.9            | 2.9           | ***          |                  |
| PERSONS PER ROOM                   |        |                |              |              |              |              |              |              |              |                |               |              |                  |
| 0.50 OR LESS . . . . .             | 7 102  | 961            | 600          | 580          | 633          | 826          | 809          | 1 159        | 420          | 352            | 762           | 65           |                  |
| 0.51 TO 1.00 . . . . .             | 13 638 | 1 520          | 968          | 962          | 1 289        | 1 905        | 1 802        | 2 407        | 1 275        | 722            | 788           | 69           |                  |
| 1.01 OR MORE . . . . .             | 7 025  | 1 265          | 920          | 960          | 707          | 886          | 763          | 639          | 259          | 41             | 585           | 51           |                  |
| YEAR MOVED INTO UNIT               |        |                |              |              |              |              |              |              |              |                |               |              |                  |
| 1959 TO MARCH 1960 . . . . .       | 11 697 | 992            | 635          | 686          | 934          | 1 575        | 1 884        | 2 522        | 1 393        | 795            | 281           | 75           |                  |
| 1958 . . . . .                     | 3 483  | 426            | 333          | 288          | 379          | 491          | 469          | 575          | 233          | 132            | 157           | 65           |                  |
| 1950 TO 1957 . . . . .             | 8 444  | 1 378          | 981          | 1 025        | 925          | 1 203        | 846          | 903          | 283          | 168            | 732           | 55           |                  |
| 1940 TO 1949 . . . . .             | 2 487  | 555            | 340          | 330          | 261          | 231          | 118          | 139          | 33           | 20             | 460           | 44           |                  |
| 1939 OR EARLIER . . . . .          | 1 654  | 395            | 199          | 173          | 130          | 117          | 57           | 66           | 12           | ***            | 505           | 39           |                  |

<sup>1</sup> INCOME OF PRIMARY FAMILIES AND INDIVIDUALS.

Table A-3.—INCOME IN 1959 OF PRIMARY FAMILIES AND INDIVIDUALS IN OWNER- AND RENTER-OCCUPIED HOUSING UNITS, FOR THE SMSA: 1960

[Based on sample; median not shown where base is insufficient; see text. Plus (+) or minus (-) after number indicates median above or below that number]

| SUBJECT                            | TOTAL  | INCOME IN 1959    |                    |                    |                    |                    |                    |                    |                    |                      |                  | MEDIAN (DOL.-LARS) |
|------------------------------------|--------|-------------------|--------------------|--------------------|--------------------|--------------------|--------------------|--------------------|--------------------|----------------------|------------------|--------------------|
|                                    |        | LESS THAN \$2,000 | \$2,000 TO \$2,999 | \$3,000 TO \$3,999 | \$4,000 TO \$4,999 | \$5,000 TO \$5,999 | \$6,000 TO \$6,999 | \$7,000 TO \$7,999 | \$8,000 TO \$9,999 | \$10,000 TO \$14,999 | \$15,000 OR MORE |                    |
| OWNER-OCCUPIED UNITS . . . . .     | 27 494 | 5 173             | 2 324              | 2 367              | 2 653              | 2 809              | 2 996              | 2 380              | 3 043              | 2 518                | 1 231            | 5 400              |
| YEAR STRUCTURE BUILT               |        |                   |                    |                    |                    |                    |                    |                    |                    |                      |                  |                    |
| 1959 TO MARCH 1960 . . . . .       | 2 117  | 201               | 127                | 190                | 262                | 347                | 288                | 199                | 247                | 192                  | 64               | 5 800              |
| 1955 TO 1958 . . . . .             | 5 674  | 496               | 443                | 477                | 553                | 677                | 766                | 615                | 805                | 563                  | 279              | 6 200              |
| 1950 TO 1954 . . . . .             | 4 377  | 505               | 265                | 391                | 388                | 455                | 603                | 421                | 589                | 513                  | 247              | 6 300              |
| 1949 OR EARLIER . . . . .          | 15 326 | 3 971             | 1 489              | 1 309              | 1 450              | 1 330              | 1 339              | 1 145              | 1 402              | 1 250                | 641              | 4 600              |
| VALUE                              |        |                   |                    |                    |                    |                    |                    |                    |                    |                      |                  |                    |
| TOTAL . . . . .                    | 22 813 | 3 813             | 1 675              | 1 731              | 2 099              | 2 349              | 2 724              | 2 152              | 2 784              | 2 362                | 1 124            | 5 900              |
| LESS THAN \$5,000 . . . . .        | 4 171  | 2 116             | 678                | 459                | 314                | 263                | 145                | 71                 | 73                 | 44                   | 8                | 2 000-             |
| \$5,000 TO \$7,000 . . . . .       | 2 858  | 605               | 340                | 328                | 377                | 345                | 294                | 203                | 242                | 106                  | 18               | 4 400              |
| \$7,000 TO \$9,000 . . . . .       | 3 584  | 356               | 188                | 386                | 418                | 498                | 632                | 425                | 418                | 242                  | 23               | 5 900              |
| \$10,000 TO \$12,000 . . . . .     | 4 008  | 324               | 215                | 249                | 458                | 508                | 724                | 529                | 601                | 341                  | 59               | 6 300              |
| \$12,500 TO \$14,900 . . . . .     | 2 887  | 164               | 88                 | 150                | 230                | 410                | 405                | 410                | 540                | 397                  | 93               | 7 000              |
| \$15,000 TO \$19,900 . . . . .     | 2 645  | 107               | 101                | 78                 | 195                | 224                | 349                | 339                | 575                | 528                  | 149              | 7 800              |
| \$20,000 TO \$24,900 . . . . .     | 1 196  | 37                | 49                 | 29                 | 57                 | 66                 | 97                 | 120                | 170                | 369                  | 202              | 9 700              |
| \$25,000 OR MORE . . . . .         | 1 462  | 104               | 16                 | 52                 | 50                 | 35                 | 78                 | 55                 | 165                | 335                  | 572              | 12 600             |
| AIR CONDITIONING                   |        |                   |                    |                    |                    |                    |                    |                    |                    |                      |                  |                    |
| ROOM UNIT(S) . . . . .             | 6 279  | 263               | 411                | 462                | 458                | 487                | 785                | 786                | 999                | 1 108                | 560              | 7 400              |
| CENTRAL SYSTEM . . . . .           | 887    | 110               | 20                 | 27                 | 43                 | 21                 | 89                 | 36                 | 136                | 179                  | 226              | ...                |
| NONE . . . . .                     | 20 498 | 4 837             | 2 173              | 1 624              | 1 698              | 2 333              | 2 163              | 1 729              | 2 290              | 1 188                | 463              | 5 000              |
| AUTOMOBILES AVAILABLE              |        |                   |                    |                    |                    |                    |                    |                    |                    |                      |                  |                    |
| 1 OR MORE . . . . .                | 22 539 | 2 373             | 1 703              | 1 680              | 1 932              | 2 746              | 2 974              | 2 429              | 3 164              | 2 382                | 1 156            | 6 300              |
| NONE . . . . .                     | 5 055  | 2 822             | 924                | 440                | 246                | 191                | 183                | 77                 | 111                | 52                   | 9                | 2 000-             |
| PERSONS                            |        |                   |                    |                    |                    |                    |                    |                    |                    |                      |                  |                    |
| 1 PERSON . . . . .                 | 2 033  | 1 263             | 188                | 218                | 101                | 99                 | 61                 | 12                 | 44                 | 19                   | 28               | 2 000-             |
| 2 PERSONS . . . . .                | 6 483  | 1 338             | 720                | 663                | 616                | 668                | 626                | 481                | 623                | 514                  | 234              | 4 800              |
| 3 AND 4 PERSONS . . . . .          | 10 354 | 1 206             | 727                | 754                | 1 078              | 1 061              | 1 357              | 1 140              | 1 413              | 1 158                | 460              | 6 300              |
| 5 PERSONS . . . . .                | 3 775  | 353               | 211                | 236                | 388                | 496                | 476                | 350                | 553                | 445                  | 267              | 6 400              |
| 6 PERSONS OR MORE . . . . .        | 4 849  | 1 013             | 478                | 496                | 470                | 485                | 476                | 397                | 410                | 382                  | 242              | 4 900              |
| PERSONS PER ROOM                   |        |                   |                    |                    |                    |                    |                    |                    |                    |                      |                  |                    |
| 0.50 OR LESS . . . . .             | 10 522 | 2 544             | 991                | 927                | 860                | 917                | 920                | 754                | 1 085              | 957                  | 567              | 4 900              |
| 0.51 TO 1.00 . . . . .             | 13 019 | 1 528             | 814                | 913                | 1 375              | 1 468              | 1 788              | 1 383              | 1 709              | 1 425                | 616              | 6 200              |
| 1.01 OR MORE . . . . .             | 3 953  | 1 101             | 519                | 527                | 418                | 424                | 288                | 243                | 249                | 136                  | 48               | 3 700              |
| YEAR MOVED INTO UNIT               |        |                   |                    |                    |                    |                    |                    |                    |                    |                      |                  |                    |
| 1958 TO MARCH 1960 . . . . .       | 6 728  | 829               | 563                | 662                | 702                | 900                | 812                | 681                | 771                | 563                  | 245              | 5 700              |
| 1950 TO 1957 . . . . .             | 10 820 | 1 278             | 666                | 891                | 1 073              | 1 111              | 1 416              | 1 031              | 1 480              | 1 219                | 655              | 6 300              |
| 1949 OR EARLIER . . . . .          | 9 946  | 3 066             | 1 095              | 814                | 878                | 798                | 768                | 668                | 792                | 736                  | 331              | 4 000              |
| RENTER-OCCUPIED UNITS . . . . .    | 27 843 | 9 523             | 4 012              | 3 769              | 3 253              | 2 387              | 1 625              | 1 003              | 1 141              | 908                  | 222              | 3 100              |
| YEAR STRUCTURE BUILT               |        |                   |                    |                    |                    |                    |                    |                    |                    |                      |                  |                    |
| 1959 TO MARCH 1960 . . . . .       | 1 233  | 151               | 85                 | 210                | 199                | 183                | 71                 | 53                 | 121                | 156                  | 4                | 4 900              |
| 1955 TO 1958 . . . . .             | 1 603  | 364               | 169                | 183                | 258                | 166                | 157                | 121                | 85                 | 77                   | 20               | 4 300              |
| 1950 TO 1954 . . . . .             | 2 780  | 685               | 443                | 365                | 379                | 338                | 193                | 89                 | 165                | 92                   | 31               | 3 700              |
| 1949 OR EARLIER . . . . .          | 22 227 | 8 323             | 3 315              | 3 011              | 2 417              | 1 700              | 1 204              | 740                | 767                | 583                  | 167              | 2 800              |
| GROSS RENT AS PERCENTAGE OF INCOME |        |                   |                    |                    |                    |                    |                    |                    |                    |                      |                  |                    |
| TOTAL . . . . .                    | 27 765 | 9 475             | 4 008              | 3 762              | 3 253              | 2 376              | 1 625              | 995                | 1 141              | 908                  | 222              | 3 100              |
| LESS THAN 10 PERCENT . . . . .     | 2 092  | 126               | 124                | 218                | 196                | 191                | 194                | 181                | 280                | 410                  | 172              | 7 000              |
| 10 TO 14 PERCENT . . . . .         | 3 904  | 217               | 292                | 424                | 534                | 531                | 599                | 417                | 509                | 369                  | 12               | 5 900              |
| 15 TO 19 PERCENT . . . . .         | 4 417  | 306               | 554                | 582                | 969                | 888                | 525                | 264                | 241                | 80                   | 8                | 4 800              |
| 20 TO 24 PERCENT . . . . .         | 3 426  | 432               | 594                | 861                | 754                | 437                | 198                | 77                 | 56                 | 17                   | ...              | 3 800              |
| 25 TO 34 PERCENT . . . . .         | 4 359  | 1 089             | 1 174              | 1 220              | 630                | 203                | 30                 | 9                  | ...                | 4                    | ...              | 2 900              |
| 35 PERCENT OR MORE . . . . .       | 6 450  | 5 085             | 1 013              | 287                | 49                 | 16                 | ...                | ...                | ...                | ...                  | ...              | 2 000-             |
| NOT COMPUTED . . . . .             | 3 117  | 2 220             | 257                | 170                | 121                | 110                | 79                 | 47                 | 55                 | 28                   | 30               | 2 000-             |
| AIR CONDITIONING                   |        |                   |                    |                    |                    |                    |                    |                    |                    |                      |                  |                    |
| ROOM UNIT(S) . . . . .             | 2 471  | 305               | 254                | 302                | 256                | 307                | 224                | 162                | 350                | 216                  | 95               | 5 400              |
| CENTRAL SYSTEM . . . . .           | 878    | 51                | ...                | 182                | 164                | 181                | 17                 | ...                | 48                 | 216                  | 19               | ...                |
| NONE . . . . .                     | 24 324 | 9 444             | 3 634              | 3 126              | 2 841              | 2 068              | 1 186              | 843                | 767                | 352                  | 63               | 2 700              |
| AUTOMOBILES AVAILABLE              |        |                   |                    |                    |                    |                    |                    |                    |                    |                      |                  |                    |
| 1 OR MORE . . . . .                | 16 186 | 2 715             | 1 938              | 2 719              | 2 441              | 2 141              | 1 358              | 958                | 938                | 828                  | 150              | 4 300              |
| NONE . . . . .                     | 11 557 | 6 837             | 1 885              | 1 246              | 662                | 422                | 201                | 95                 | 87                 | 88                   | 34               | 2 000-             |
| PERSONS                            |        |                   |                    |                    |                    |                    |                    |                    |                    |                      |                  |                    |
| 1 PERSON . . . . .                 | 4 431  | 3 016             | 454                | 321                | 241                | 153                | 130                | 45                 | 35                 | 29                   | 7                | 2 000-             |
| 2 PERSONS . . . . .                | 6 379  | 2 245             | 915                | 930                | 640                | 441                | 429                | 252                | 301                | 162                  | 64               | 3 000              |
| 3 AND 4 PERSONS . . . . .          | 9 340  | 2 223             | 1 515              | 1 380              | 1 302              | 999                | 617                | 354                | 477                | 402                  | 71               | 3 700              |
| 5 PERSONS . . . . .                | 3 053  | 644               | 377                | 488                | 432                | 364                | 211                | 168                | 179                | 134                  | 56               | 4 000              |
| 6 PERSONS OR MORE . . . . .        | 4 640  | 1 395             | 751                | 650                | 638                | 430                | 238                | 184                | 149                | 181                  | 24               | 3 300              |
| PERSONS PER ROOM                   |        |                   |                    |                    |                    |                    |                    |                    |                    |                      |                  |                    |
| 0.50 OR LESS . . . . .             | 7 129  | 3 060             | 723                | 798                | 632                | 489                | 451                | 258                | 380                | 236                  | 102              | 2 700              |
| 0.51 TO 1.00 . . . . .             | 13 661 | 3 942             | 2 012              | 1 868              | 1 808              | 1 359              | 880                | 553                | 614                | 531                  | 92               | 3 500              |
| 1.01 OR MORE . . . . .             | 7 053  | 2 521             | 1 277              | 1 103              | 813                | 539                | 294                | 190                | 147                | 141                  | 28               | 2 800              |
| YEAR MOVED INTO UNIT               |        |                   |                    |                    |                    |                    |                    |                    |                    |                      |                  |                    |
| 1958 TO MARCH 1960 . . . . .       | 15 197 | 4 233             | 2 320              | 2 307              | 2 029              | 1 545              | 900                | 578                | 651                | 546                  | 88               | 3 500              |
| 1950 TO 1957 . . . . .             | 8 475  | 3 110             | 1 135              | 1 056              | 901                | 656                | 577                | 314                | 357                | 268                  | 101              | 3 000              |
| 1949 OR EARLIER . . . . .          | 4 171  | 2 180             | 557                | 406                | 323                | 186                | 148                | 111                | 133                | 94                   | 33               | 2 000-             |

Table A-4.—CONDITION AND PLUMBING FACILITIES FOR OWNER- AND RENTER-OCCUPIED HOUSING UNITS, FOR THE SMSA: 1960

[Based on sample; see text. Median not shown where base is less than 200; plus (+) or minus (-) after number indicates median above or below that number]

| SUBJECT                            | TOTAL  | CONDITION AND PLUMBING FACILITIES |                              |                                |               |                              |                                | DILAPIDATED |
|------------------------------------|--------|-----------------------------------|------------------------------|--------------------------------|---------------|------------------------------|--------------------------------|-------------|
|                                    |        | SOUND                             |                              |                                | DETERIORATING |                              |                                |             |
|                                    |        | TOTAL                             | WITH ALL PLUMBING FACILITIES | LACKING SOME OR ALL FACILITIES | TOTAL         | WITH ALL PLUMBING FACILITIES | LACKING SOME OR ALL FACILITIES |             |
| OWNER-OCCUPIED UNITS . . . . .     | 27 494 | 22 434                            | 20 975                       | 1 459                          | 2 980         | 1 156                        | 1 824                          | 2 080       |
| YEAR STRUCTURE BUILT               |        |                                   |                              |                                |               |                              |                                |             |
| 1959 TO MARCH 1960 . . . . .       | 2 117  | 2 067                             | 1 992                        | 75                             | 7             | ...                          | 7                              | 43          |
| 1955 TO 1958 . . . . .             | 5 674  | 5 365                             | 5 189                        | 176                            | 222           | 78                           | 144                            | 87          |
| 1950 TO 1954 . . . . .             | 4 377  | 3 898                             | 3 688                        | 210                            | 300           | 131                          | 169                            | 179         |
| 1940 TO 1949 . . . . .             | 7 066  | 5 459                             | 5 062                        | 397                            | 1 042         | 363                          | 679                            | 565         |
| 1939 OR EARLIER . . . . .          | 8 260  | 5 645                             | 5 044                        | 601                            | 1 409         | 584                          | 825                            | 1 206       |
| INCOME IN 1959 <sup>1</sup>        |        |                                   |                              |                                |               |                              |                                |             |
| LESS THAN \$2,000 . . . . .        | 5 173  | 2 527                             | 1 892                        | 635                            | 1 213         | 260                          | 953                            | 1 433       |
| \$2,000 TO \$2,999 . . . . .       | 2 324  | 1 562                             | 1 283                        | 279                            | 521           | 195                          | 326                            | 241         |
| \$3,000 TO \$3,999 . . . . .       | 2 367  | 1 856                             | 1 678                        | 178                            | 342           | 127                          | 215                            | 169         |
| \$4,000 TO \$4,999 . . . . .       | 2 653  | 2 252                             | 2 128                        | 124                            | 286           | 167                          | 119                            | 115         |
| \$5,000 TO \$5,999 . . . . .       | 2 809  | 2 555                             | 2 450                        | 105                            | 192           | 107                          | 85                             | 62          |
| \$6,000 TO \$6,999 . . . . .       | 2 996  | 2 788                             | 2 744                        | 44                             | 190           | 136                          | 54                             | 48          |
| \$7,000 TO \$7,999 . . . . .       | 2 380  | 2 263                             | 2 247                        | 16                             | 105           | 77                           | 28                             | 12          |
| \$8,000 TO \$9,999 . . . . .       | 3 043  | 2 931                             | 2 888                        | 43                             | 91            | 63                           | 28                             | 21          |
| \$10,000 TO \$14,999 . . . . .     | 2 518  | 2 473                             | 2 438                        | 35                             | 36            | 24                           | 12                             | 9           |
| \$15,000 OR MORE . . . . .         | 1 231  | 1 227                             | ...                          | ...                            | 4             | ...                          | 4                              | ...         |
| MEDIAN . . . . . DOLLARS . . . . . | 5 400  | 6 200                             | 6 400                        | 2 300                          | 2 500         | 4 000                        | 2 000-                         | 2 000-      |
| VALUE-INCOME RATIO                 |        |                                   |                              |                                |               |                              |                                |             |
| TOTAL . . . . .                    | 22 813 | 18 765                            | 17 562                       | 1 203                          | 2 434         | 915                          | 1 519                          | 1 614       |
| LESS THAN 1.5 . . . . .            | 7 912  | 6 640                             | 6 193                        | 447                            | 883           | 335                          | 548                            | 389         |
| 1.5 TO 1.9 . . . . .               | 4 535  | 4 065                             | 3 909                        | 156                            | 291           | 141                          | 150                            | 179         |
| 2.0 TO 2.4 . . . . .               | 2 925  | 2 579                             | 2 494                        | 85                             | 239           | 120                          | 119                            | 107         |
| 2.5 TO 2.9 . . . . .               | 1 821  | 1 597                             | 1 539                        | 58                             | 142           | 47                           | 95                             | 82          |
| 3.0 TO 3.9 . . . . .               | 1 699  | 1 370                             | 1 256                        | 114                            | 193           | 80                           | 113                            | 136         |
| 4.0 OR MORE . . . . .              | 3 471  | 2 263                             | 1 969                        | 294                            | 564           | 176                          | 388                            | 644         |
| NOT COMPUTED . . . . .             | 450    | 251                               | 202                          | 49                             | 122           | 16                           | 106                            | 77          |
| PERSONS                            |        |                                   |                              |                                |               |                              |                                |             |
| 1 PERSON . . . . .                 | 2 033  | 1 411                             | 1 237                        | 174                            | 312           | 114                          | 198                            | 310         |
| 2 PERSONS . . . . .                | 6 483  | 5 630                             | 5 338                        | 292                            | 544           | 233                          | 311                            | 309         |
| 3 PERSONS . . . . .                | 5 175  | 4 521                             | 4 300                        | 221                            | 383           | 156                          | 227                            | 271         |
| 4 PERSONS . . . . .                | 5 179  | 4 689                             | 4 489                        | 200                            | 353           | 170                          | 183                            | 137         |
| 5 PERSONS . . . . .                | 3 775  | 3 291                             | 3 150                        | 141                            | 297           | 155                          | 142                            | 187         |
| 6 PERSONS OR MORE . . . . .        | 4 849  | 2 892                             | 2 461                        | 431                            | 1 091         | 328                          | 763                            | 866         |
| MEDIAN . . . . .                   | 3.5    | 3.4                               | 3.4                          | 3.7                            | 4.2           | 3.9                          | 4.5                            | 4.6         |
| PERSONS PER ROOM                   |        |                                   |                              |                                |               |                              |                                |             |
| 0.50 OR LESS . . . . .             | 10 522 | 9 079                             | 8 607                        | 472                            | 884           | 407                          | 477                            | 559         |
| 0.51 TO 1.00 . . . . .             | 13 019 | 11 292                            | 10 710                       | 582                            | 1 093         | 500                          | 593                            | 634         |
| 1.01 OR MORE . . . . .             | 3 953  | 2 063                             | 1 658                        | 405                            | 1 003         | 249                          | 754                            | 887         |
| RENTER-OCCUPIED UNITS . . . . .    | 27 843 | 17 943                            | 15 593                       | 2 350                          | 5 485         | 2 274                        | 3 211                          | 4 415       |
| YEAR STRUCTURE BUILT               |        |                                   |                              |                                |               |                              |                                |             |
| 1959 TO MARCH 1960 . . . . .       | 1 233  | 1 193                             | 1 178                        | 15                             | 4             | ...                          | 4                              | 36          |
| 1955 TO 1958 . . . . .             | 1 603  | 1 468                             | 1 349                        | 119                            | 73            | 11                           | 62                             | 62          |
| 1950 TO 1954 . . . . .             | 2 780  | 2 385                             | 2 251                        | 134                            | 241           | 96                           | 145                            | 154         |
| 1940 TO 1949 . . . . .             | 7 231  | 5 363                             | 5 044                        | 319                            | 1 114         | 721                          | 393                            | 754         |
| 1939 OR EARLIER . . . . .          | 14 996 | 7 534                             | 5 771                        | 1 763                          | 4 053         | 1 446                        | 2 607                          | 3 409       |
| INCOME IN 1959 <sup>1</sup>        |        |                                   |                              |                                |               |                              |                                |             |
| LESS THAN \$2,000 . . . . .        | 9 523  | 4 204                             | 3 009                        | 1 195                          | 2 450         | 474                          | 1 976                          | 2 869       |
| \$2,000 TO \$2,999 . . . . .       | 4 012  | 2 451                             | 2 000                        | 451                            | 927           | 391                          | 536                            | 634         |
| \$3,000 TO \$3,999 . . . . .       | 3 769  | 2 681                             | 2 373                        | 308                            | 709           | 354                          | 355                            | 379         |
| \$4,000 TO \$4,999 . . . . .       | 3 253  | 2 530                             | 2 311                        | 219                            | 487           | 324                          | 163                            | 236         |
| \$5,000 TO \$5,999 . . . . .       | 2 387  | 1 921                             | 1 830                        | 91                             | 337           | 245                          | 92                             | 129         |
| \$6,000 TO \$6,999 . . . . .       | 1 625  | 1 310                             | 1 274                        | 36                             | 230           | 177                          | 53                             | 85          |
| \$7,000 TO \$7,999 . . . . .       | 1 003  | 814                               | 788                          | 26                             | 145           | 136                          | 9                              | 44          |
| \$8,000 TO \$9,999 . . . . .       | 1 141  | 1 033                             | 1 021                        | 12                             | 82            | 63                           | 19                             | 26          |
| \$10,000 TO \$14,999 . . . . .     | 908    | 782                               | 778                          | 4                              | 118           | 110                          | 8                              | 8           |
| \$15,000 OR MORE . . . . .         | 222    | 217                               | 209                          | 8                              | ...           | ...                          | ...                            | 5           |
| MEDIAN . . . . . DOLLARS . . . . . | 3 100  | 3 900                             | 4 200                        | 2 000-                         | 2 300         | 3 800                        | 2 000-                         | 2 000-      |
| GROSS RENT AS PERCENTAGE OF INCOME |        |                                   |                              |                                |               |                              |                                |             |
| TOTAL . . . . .                    | 27 765 | 17 903                            | 15 567                       | 2 336                          | 5 477         | 2 274                        | 3 203                          | 4 385       |
| LESS THAN 10 PERCENT . . . . .     | 2 092  | 1 265                             | 1 001                        | 264                            | 440           | 212                          | 228                            | 387         |
| 10 TO 14 PERCENT . . . . .         | 3 904  | 2 473                             | 2 202                        | 271                            | 876           | 446                          | 430                            | 555         |
| 15 TO 19 PERCENT . . . . .         | 4 417  | 3 220                             | 2 910                        | 310                            | 737           | 399                          | 338                            | 460         |
| 20 TO 24 PERCENT . . . . .         | 3 426  | 2 480                             | 2 297                        | 183                            | 549           | 295                          | 254                            | 397         |
| 25 TO 34 PERCENT . . . . .         | 4 359  | 3 178                             | 2 889                        | 289                            | 710           | 299                          | 411                            | 471         |
| 35 PERCENT OR MORE . . . . .       | 6 450  | 3 731                             | 3 143                        | 588                            | 1 449         | 467                          | 982                            | 1 270       |
| NOT COMPUTED . . . . .             | 3 117  | 1 556                             | 1 125                        | 431                            | 716           | 156                          | 560                            | 845         |
| PERSONS                            |        |                                   |                              |                                |               |                              |                                |             |
| 1 PERSON . . . . .                 | 4 431  | 2 331                             | 1 630                        | 701                            | 991           | 238                          | 753                            | 1 109       |
| 2 PERSONS . . . . .                | 6 379  | 4 553                             | 4 092                        | 461                            | 1 048         | 371                          | 677                            | 778         |
| 3 PERSONS . . . . .                | 4 929  | 3 573                             | 3 197                        | 376                            | 825           | 446                          | 379                            | 531         |
| 4 PERSONS . . . . .                | 4 411  | 3 280                             | 3 068                        | 212                            | 701           | 343                          | 358                            | 430         |
| 5 PERSONS . . . . .                | 3 053  | 2 038                             | 1 833                        | 205                            | 633           | 335                          | 298                            | 382         |
| 6 PERSONS OR MORE . . . . .        | 4 640  | 2 168                             | 1 773                        | 395                            | 1 287         | 541                          | 746                            | 1 185       |
| MEDIAN . . . . .                   | 3.1    | 3.1                               | 3.1                          | 2.5                            | 3.4           | 3.7                          | 3.0                            | 3.1         |
| PERSONS PER ROOM                   |        |                                   |                              |                                |               |                              |                                |             |
| 0.50 OR LESS . . . . .             | 7 129  | 5 013                             | 4 427                        | 586                            | 1 225         | 499                          | 726                            | 891         |
| 0.51 TO 1.00 . . . . .             | 13 661 | 9 747                             | 8 713                        | 1 034                          | 2 241         | 1 062                        | 1 179                          | 1 673       |
| 1.01 OR MORE . . . . .             | 7 053  | 3 183                             | 2 453                        | 730                            | 2 019         | 713                          | 1 306                          | 1 851       |

<sup>1</sup> INCOME OF PRIMARY FAMILIES AND INDIVIDUALS.

Table A-5.—ROOMS IN OWNER- AND RENTER-OCCUPIED HOUSING UNITS, FOR THE SMSA: 1960

[Based on sample; median not shown where base is insufficient; see text. Plus (+) after number indicates median above that number]

| SUBJECT                                   | TOTAL         | 1 ROOM       | 2 ROOMS      | 3 ROOMS      | 4 ROOMS      | 5 ROOMS      | 6 ROOMS      | 7 ROOMS      | 8 ROOMS OR MORE | MEDIAN     |
|---|---------------|--------------|--------------|--------------|--------------|--------------|--------------|--------------|-----------------|------------|
| <b>OWNER-OCCUPIED UNITS . . . . .</b>     | <b>27 494</b> | <b>107</b>   | <b>425</b>   | <b>1 607</b> | <b>4 102</b> | <b>7 655</b> | <b>7 989</b> | <b>3 100</b> | <b>2 509</b>    | <b>5.5</b> |
| <b>BEDROOMS</b>                           |               |              |              |              |              |              |              |              |                 |            |
| 0 TO 2 . . . . .                          | 12 132        | 34           | 498          | 1 491        | 3 551        | 4 130        | 1 935        | 393          | 100             | 4.6        |
| 3 . . . . .                               | 12 134        | ***          | ***          | ***          | 375          | 3 384        | 5 780        | 1 960        | 635             | 5.9        |
| 4 OR MORE . . . . .                       | 3 398         | ***          | ***          | ***          | 39           | 166          | 668          | 749          | 1 776           | 7.5+       |
| <b>BATHROOMS</b>                          |               |              |              |              |              |              |              |              |                 |            |
| 1 . . . . .                               | 16 846        | 31           | 164          | 991          | 2 628        | 5 859        | 5 083        | 1 407        | 683             | 5.3        |
| MORE THAN 1 . . . . .                     | 5 482         | ***          | 5            | 31           | 100          | 589          | 1 721        | 1 394        | 1 642           | 6.7        |
| SHARED OR NONE . . . . .                  | 5 175         | 96           | 245          | 602          | 1 403        | 1 141        | 1 165        | 320          | 203             | 4.7        |
| <b>YEAR STRUCTURE BUILT</b>               |               |              |              |              |              |              |              |              |                 |            |
| 1959 TO MARCH 1960 . . . . .              | 2 117         | 13           | 8            | 164          | 294          | 669          | 716          | 166          | 87              | 5.4        |
| 1955 TO 1958 . . . . .                    | 5 674         | 16           | 86           | 457          | 819          | 1 709        | 1 854        | 512          | 221             | 5.4        |
| 1950 TO 1954 . . . . .                    | 4 377         | 22           | 107          | 267          | 788          | 1 253        | 1 124        | 515          | 301             | 5.3        |
| 1940 TO 1949 . . . . .                    | 7 066         | 15           | 82           | 233          | 1 024        | 2 242        | 2 271        | 825          | 374             | 5.5        |
| 1939 OR EARLIER . . . . .                 | 8 260         | 41           | 142          | 486          | 1 177        | 1 782        | 2 024        | 1 082        | 1 526           | 5.7        |
| <b>CONDITION AND PLUMBING</b>             |               |              |              |              |              |              |              |              |                 |            |
| SOUND . . . . .                           | 22 434        | 35           | 201          | 1 089        | 2 852        | 6 442        | 6 794        | 2 769        | 2 252           | 5.6        |
| WITH ALL PLUMBING FACILITIES . . . . .    | 20 975        | 16           | 184          | 931          | 2 492        | 6 061        | 6 436        | 2 679        | 2 176           | 5.6        |
| LACKING SOME OR ALL FACILITIES . . . . .  | 1 459         | 19           | 17           | 158          | 360          | 381          | 358          | 90           | 76              | 5.0        |
| DETERIORATING . . . . .                   | 2 980         | 29           | 66           | 255          | 687          | 765          | 793          | 208          | 177             | 5.1        |
| WITH ALL PLUMBING FACILITIES . . . . .    | 1 156         | 11           | 8            | 64           | 169          | 316          | 389          | 93           | 106             | 5.5        |
| LACKING SOME OR ALL FACILITIES . . . . .  | 1 824         | 18           | 58           | 191          | 518          | 449          | 404          | 115          | 71              | 4.8        |
| DILAPIDATED . . . . .                     | 2 080         | 43           | 158          | 263          | 563          | 448          | 402          | 123          | 80              | 4.5        |
| <b>VALUE-INCOME RATIO</b>                 |               |              |              |              |              |              |              |              |                 |            |
| TOTAL . . . . .                           | 22 813        | 71           | 221          | 593          | 2 875        | 6 766        | 7 319        | 2 776        | 2 194           | 5.6        |
| LESS THAN 1.5 . . . . .                   | 7 912         | 12           | 39           | 145          | 1 153        | 2 556        | 2 539        | 792          | 676             | 5.5        |
| 1.5 TO 1.9 . . . . .                      | 4 535         | 9            | 16           | 61           | 482          | 1 456        | 1 555        | 621          | 335             | 5.7        |
| 2.0 TO 2.9 . . . . .                      | 4 746         | 7            | 24           | 73           | 413          | 1 337        | 1 682        | 703          | 507             | 5.8        |
| 3.0 OR MORE . . . . .                     | 5 170         | 43           | 121          | 274          | 720          | 1 291        | 1 441        | 640          | 640             | 5.6        |
| NOT COMPUTED . . . . .                    | 450           | ***          | 21           | 40           | 105          | 126          | 102          | 20           | 36              | 5.0        |
| <b>PERSONS</b>                            |               |              |              |              |              |              |              |              |                 |            |
| 1 PERSON . . . . .                        | 2 033         | 62           | 153          | 294          | 437          | 515          | 314          | 120          | 138             | 4.6        |
| 2 PERSONS . . . . .                       | 6 483         | 22           | 128          | 532          | 1 121        | 1 809        | 1 715        | 611          | 545             | 5.3        |
| 3 PERSONS . . . . .                       | 5 175         | 12           | 51           | 338          | 908          | 1 615        | 1 386        | 513          | 352             | 5.3        |
| 4 PERSONS . . . . .                       | 5 179         | 4            | 17           | 253          | 604          | 1 512        | 1 783        | 631          | 405             | 5.6        |
| 5 PERSONS . . . . .                       | 3 775         | 7            | 25           | 62           | 359          | 1 090        | 1 197        | 627          | 408             | 5.8        |
| 6 PERSONS OR MORE . . . . .               | 4 849         | ***          | 51           | 128          | 673          | 1 114        | 1 624        | 598          | 661             | 5.8        |
| MEDIAN . . . . .                          | 3.5           | ***          | 2.0          | 2.5          | 3.0          | 3.4          | 3.8          | 4.0          | 4.0             | ***        |
| <b>RENTER-OCCUPIED UNITS . . . . .</b>    | <b>27 843</b> | <b>1 477</b> | <b>3 178</b> | <b>6 008</b> | <b>7 806</b> | <b>5 683</b> | <b>2 616</b> | <b>638</b>   | <b>437</b>      | <b>3.9</b> |
| <b>BEDROOMS</b>                           |               |              |              |              |              |              |              |              |                 |            |
| NONE . . . . .                            | 1 769         | 1 442        | 180          | 147          | ***          | ***          | ***          | ***          | ***             | 1.1        |
| 1 . . . . .                               | 8 877         | ***          | 2 909        | 4 625        | 1 008        | 260          | 51           | ***          | 24              | 2.8        |
| 2 . . . . .                               | 11 487        | ***          | 211          | 1 065        | 6 445        | 3 012        | 572          | 182          | ***             | 4.2        |
| 3 OR MORE . . . . .                       | 5 540         | ***          | ***          | ***          | 249          | 2 688        | 1 646        | 624          | 333             | 5.4        |
| <b>BATHROOMS</b>                          |               |              |              |              |              |              |              |              |                 |            |
| 1 . . . . .                               | 17 099        | 190          | 874          | 3 496        | 5 671        | 4 600        | 1 759        | 322          | 187             | 4.2        |
| MORE THAN 1 . . . . .                     | 1 224         | 10           | 21           | 35           | 56           | 234          | 460          | 182          | 226             | 6.1        |
| SHARED OR NONE . . . . .                  | 9 511         | 1 300        | 2 262        | 2 501        | 2 068        | 771          | 474          | 92           | 43              | 3.0        |
| <b>YEAR STRUCTURE BUILT</b>               |               |              |              |              |              |              |              |              |                 |            |
| 1959 TO MARCH 1960 . . . . .              | 1 233         | 12           | 33           | 75           | 272          | 558          | 250          | 20           | 13              | 4.9        |
| 1955 TO 1958 . . . . .                    | 1 603         | 13           | 161          | 310          | 499          | 370          | 221          | 29           | ***             | 4.1        |
| 1950 TO 1954 . . . . .                    | 2 780         | 87           | 373          | 700          | 799          | 484          | 251          | 55           | 31              | 3.8        |
| 1940 TO 1949 . . . . .                    | 7 231         | 99           | 403          | 1 587        | 2 660        | 1 761        | 563          | 104          | 54              | 4.1        |
| 1939 OR EARLIER . . . . .                 | 14 996        | 1 266        | 2 208        | 3 336        | 3 576        | 2 510        | 1 331        | 430          | 339             | 3.7        |
| <b>CONDITION AND PLUMBING</b>             |               |              |              |              |              |              |              |              |                 |            |
| SOUND . . . . .                           | 17 943        | 471          | 1 350        | 3 572        | 5 244        | 4 454        | 2 016        | 499          | 337             | 4.2        |
| WITH ALL PLUMBING FACILITIES . . . . .    | 15 593        | 141          | 798          | 2 956        | 4 806        | 4 203        | 1 885        | 472          | 332             | 4.3        |
| LACKING SOME OR ALL FACILITIES . . . . .  | 2 350         | 330          | 552          | 616          | 438          | 251          | 131          | 27           | 5               | 3.0        |
| DETERIORATING . . . . .                   | 5 485         | 394          | 788          | 1 293        | 1 589        | 853          | 380          | 112          | 76              | 3.7        |
| WITH ALL PLUMBING FACILITIES . . . . .    | 2 274         | 27           | 93           | 455          | 765          | 573          | 240          | 61           | 60              | 4.2        |
| LACKING SOME OR ALL FACILITIES . . . . .  | 3 211         | 367          | 695          | 838          | 824          | 280          | 140          | 51           | 16              | 3.1        |
| DILAPIDATED . . . . .                     | 4 415         | 612          | 1 040        | 1 143        | 973          | 376          | 220          | 27           | 24              | 3.0        |
| <b>GROSS RENT AS PERCENTAGE OF INCOME</b> |               |              |              |              |              |              |              |              |                 |            |
| TOTAL . . . . .                           | 27 765        | 1 477        | 3 174        | 5 997        | 7 793        | 5 668        | 2 596        | 635          | 425             | 3.9        |
| LESS THAN 10 PERCENT . . . . .            | 2 092         | 175          | 274          | 388          | 442          | 450          | 244          | 66           | 53              | 4.0        |
| 10 TO 14 PERCENT . . . . .                | 3 904         | 175          | 306          | 765          | 1 101        | 878          | 512          | 76           | 91              | 4.1        |
| 15 TO 19 PERCENT . . . . .                | 4 417         | 170          | 304          | 919          | 1 281        | 1 139        | 439          | 103          | 62              | 4.1        |
| 20 TO 24 PERCENT . . . . .                | 3 426         | 124          | 204          | 581          | 1 126        | 881          | 351          | 116          | 43              | 4.2        |
| 25 TO 34 PERCENT . . . . .                | 4 359         | 172          | 452          | 965          | 1 399        | 910          | 368          | 70           | 23              | 3.9        |
| 35 PERCENT OR MORE . . . . .              | 6 450         | 425          | 1 167        | 1 898        | 1 572        | 925          | 337          | 77           | 49              | 3.4        |
| NOT COMPUTED . . . . .                    | 3 117         | 236          | 467          | 461          | 872          | 485          | 345          | 127          | 104             | 3.9        |
| <b>PERSONS</b>                            |               |              |              |              |              |              |              |              |                 |            |
| 1 PERSON . . . . .                        | 4 431         | 1 054        | 1 139        | 1 109        | 676          | 276          | 109          | 34           | 34              | 2.5        |
| 2 PERSONS . . . . .                       | 6 379         | 218          | 1 059        | 2 042        | 1 608        | 943          | 361          | 97           | 51              | 3.4        |
| 3 PERSONS . . . . .                       | 4 929         | 61           | 409          | 1 155        | 1 673        | 1 021        | 466          | 73           | 71              | 4.0        |
| 4 PERSONS . . . . .                       | 4 411         | 45           | 199          | 600          | 1 709        | 1 141        | 502          | 146          | 69              | 4.3        |
| 5 PERSONS . . . . .                       | 3 053         | 36           | 127          | 405          | 819          | 1 043        | 418          | 120          | 85              | 4.6        |
| 6 PERSONS OR MORE . . . . .               | 4 640         | 63           | 245          | 697          | 1 321        | 1 259        | 760          | 168          | 127             | 4.5        |
| MEDIAN . . . . .                          | 3.1           | 1.2          | 1.9          | 2.4          | 3.5          | 4.0          | 4.2          | 4.3          | 4.4             | ***        |

Table A-6.—UNITS IN STRUCTURE FOR OWNER- AND RENTER-OCCUPIED HOUSING UNITS, FOR THE SMSA: 1960

[Based on sample; median not shown where base is insufficient; see text. Plus (+) or minus (-) after number indicates median above or below that number]

| SUBJECT                                    | OWNER OCCUPIED |        |                 |           | RENTER OCCUPIED |        |         |               |               |                  |           |
|--|----------------|--------|-----------------|-----------|-----------------|--------|---------|---------------|---------------|------------------|-----------|
|  | TOTAL          | 1 UNIT | 2 UNITS OR MORE | TRAIL-ERS | TOTAL           | 1 UNIT | 2 UNITS | 3 AND 4 UNITS | 5 TO 19 UNITS | 20 UNITS OR MORE | TRAIL-ERS |
| ALL OCCUPIED UNITS . . . . .               | 27 503         | 24 229 | 1 539           | 1 735     | 27 834          | 14 043 | 5 598   | 3 648         | 3 468         | 780              | 297       |
| ROOMS                                      |                |        |                 |           |                 |        |         |               |               |                  |           |
| 1 ROOM . . . . .                           | 127            | 100    | 13              | 14        | 1 500           | 422    | 185     | 405           | 310           | 174              | 4         |
| 2 ROOMS . . . . .                          | 414            | 237    | 26              | 151       | 3 157           | 1 207  | 500     | 766           | 496           | 101              | 87        |
| 3 ROOMS . . . . .                          | 1 624          | 701    | 181             | 742       | 6 032           | 2 479  | 1 126   | 942           | 962           | 366              | 157       |
| 4 ROOMS . . . . .                          | 4 131          | 3 154  | 314             | 663       | 7 795           | 3 926  | 1 924   | 822           | 990           | 92               | 41        |
| 5 ROOMS . . . . .                          | 7 589          | 7 050  | 394             | 145       | 5 605           | 3 152  | 1 330   | 488           | 596           | 31               | 8         |
| 6 ROOMS . . . . .                          | 7 969          | 7 660  | 289             | 20        | 2 693           | 2 095  | 394     | 116           | 82            | 6                | ...       |
| 7 ROOMS OR MORE . . . . .                  | 5 649          | 5 327  | 322             | ...       | 1 052           | 762    | 139     | 109           | 32            | 10               | ...       |
| MEDIAN . . . . .                           | 5.5            | 5.6    | 5.1             | 3.4       | 3.9             | 4.2    | 4.0     | 3.2           | 3.5           | 2.8              | 2.9       |
| YEAR STRUCTURE BUILT                       |                |        |                 |           |                 |        |         |               |               |                  |           |
| 1959 TO MARCH 1960 . . . . .               | 2 066          | 1 649  | 15              | 402       | 1 246           | 702    | 374     | 20            | 130           | 5                | 15        |
| 1955 TO 1958 . . . . .                     | 5 710          | 4 731  | 28              | 951       | 1 680           | 1 257  | 126     | 91            | 96            | 5                | 105       |
| 1950 TO 1954 . . . . .                     | 4 467          | 4 136  | 38              | 293       | 2 812           | 1 667  | 221     | 152           | 301           | 371              | 100       |
| 1940 TO 1949 . . . . .                     | 7 001          | 6 799  | 132             | 70        | 7 200           | 3 739  | 1 418   | 473           | 1 342         | 164              | 64        |
| 1939 OR EARLIER . . . . .                  | 8 259          | 6 914  | 1 326           | 19        | 14 896          | 6 678  | 3 459   | 2 912         | 1 599         | 235              | 13        |
| CONDITION AND PLUMBING                     |                |        |                 |           |                 |        |         |               |               |                  |           |
| SOUND . . . . .                            | 22 499         | 19 562 | 1 240           | 1 697     | 17 903          | 8 932  | 3 680   | 1 998         | 2 266         | 747              | 280       |
| WITH ALL PLUMBING FACIL. . . . .           | 21 067         | 18 256 | 1 131           | 1 670     | 15 572          | 7 835  | 3 274   | 1 527         | 1 999         | 661              | 276       |
| LACKING SOME OR ALL FACIL. . . . .         | 1 432          | 1 296  | 109             | 27        | 2 331           | 1 097  | 406     | 471           | 267           | 86               | 4         |
| DETERIORATING . . . . .                    | 2 852          | 2 614  | 211             | 27        | 5 500           | 2 750  | 997     | 881           | 827           | 33               | 12        |
| WITH ALL PLUMBING FACIL. . . . .           | 1 134          | 997    | 115             | 22        | 2 277           | 1 093  | 405     | 266           | 495           | 10               | 8         |
| LACKING SOME OR ALL FACIL. . . . .         | 1 718          | 1 617  | 96              | 5         | 3 223           | 1 657  | 592     | 615           | 332           | 23               | 4         |
| DILAPIDATED . . . . .                      | 2 152          | 2 053  | 88              | 11        | 4 431           | 2 361  | 921     | 769           | 375           | ...              | 5         |
| GROSS RENT                                 |                |        |                 |           |                 |        |         |               |               |                  |           |
| TOTAL . . . . .                            | ...            | ...    | ...             | ...       | 27 757          | 13 966 | 5 598   | 3 648         | 3 468         | 780              | 297       |
| LESS THAN \$30 . . . . .                   | ...            | ...    | ...             | ...       | 3 775           | 1 623  | 624     | 759           | 678           | 83               | 8         |
| \$30 TO \$39 . . . . .                     | ...            | ...    | ...             | ...       | 2 426           | 895    | 405     | 509           | 524           | 85               | 8         |
| \$40 TO \$49 . . . . .                     | ...            | ...    | ...             | ...       | 2 527           | 922    | 518     | 465           | 558           | 48               | 16        |
| \$50 TO \$59 . . . . .                     | ...            | ...    | ...             | ...       | 2 647           | 1 141  | 613     | 406           | 412           | 36               | 39        |
| \$60 TO \$69 . . . . .                     | ...            | ...    | ...             | ...       | 3 513           | 1 437  | 1 007   | 474           | 363           | 150              | 82        |
| \$70 TO \$79 . . . . .                     | ...            | ...    | ...             | ...       | 3 401           | 1 508  | 942     | 349           | 497           | 63               | 42        |
| \$80 TO \$99 . . . . .                     | ...            | ...    | ...             | ...       | 4 290           | 2 403  | 993     | 357           | 286           | 181              | 70        |
| \$100 TO \$119 . . . . .                   | ...            | ...    | ...             | ...       | 1 917           | 1 455  | 231     | 101           | 70            | 56               | 4         |
| \$120 OR MORE . . . . .                    | ...            | ...    | ...             | ...       | 1 149           | 918    | 109     | 54            | 36            | 32               | ...       |
| NO CASH RENT . . . . .                     | ...            | ...    | ...             | ...       | 2 112           | 1 664  | 156     | 174           | 44            | 46               | 28        |
| MEDIAN . . . . . DOLLARS . . . . .         | ...            | ...    | ...             | ...       | 64              | 71     | 66      | 50            | 49            | 68               | 68        |
| HEATING EQUIPMENT                          |                |        |                 |           |                 |        |         |               |               |                  |           |
| STEAM OR HOT WATER . . . . .               | 756            | 652    | 96              | 8         | 1 217           | 246    | 75      | 155           | 176           | 565              | ...       |
| WARM AIR FURNACE . . . . .                 | 4 963          | 4 093  | 89              | 781       | 1 411           | 769    | 455     | 57            | 59            | 25               | 46        |
| FLOOR, WALL, OR PIPELESS FURNACE . . . . . | 6 725          | 6 390  | 160             | 175       | 2 238           | 1 732  | 349     | 102           | 34            | ...              | 21        |
| BUILT-IN ELECTRIC UNIT . . . . .           | 229            | 197    | 5               | 27        | 75              | 58     | 4       | 4             | ...           | ...              | 9         |
| OTHER MEANS WITH FLUE . . . . .            | 11 448         | 10 106 | 706             | 636       | 12 722          | 7 083  | 2 503   | 1 235         | 1 665         | 44               | 192       |
| OTHER MEANS WITHOUT FLUE . . . . .         | 3 301          | 2 715  | 478             | 108       | 9 924           | 4 050  | 2 149   | 2 063         | 1 492         | 141              | 29        |
| NONE . . . . .                             | 81             | 76     | 5               | ...       | 247             | 105    | 63      | 32            | 42            | 5                | ...       |
| PERSONS                                    |                |        |                 |           |                 |        |         |               |               |                  |           |
| 1 PERSON . . . . .                         | 2 075          | 1 552  | 389             | 134       | 4 438           | 1 539  | 878     | 929           | 659           | 386              | 47        |
| 2 PERSONS . . . . .                        | 6 477          | 5 555  | 463             | 459       | 6 360           | 3 020  | 1 240   | 910           | 838           | 223              | 129       |
| 3 PERSONS . . . . .                        | 5 102          | 4 347  | 266             | 489       | 4 941           | 2 557  | 1 173   | 602           | 480           | 84               | 45        |
| 4 PERSONS . . . . .                        | 5 265          | 4 666  | 171             | 428       | 4 384           | 2 469  | 1 007   | 354           | 457           | 41               | 56        |
| 5 PERSONS . . . . .                        | 3 768          | 3 483  | 135             | 150       | 3 137           | 1 713  | 612     | 343           | 427           | 31               | 11        |
| 6 PERSONS OR MORE . . . . .                | 4 816          | 4 626  | 115             | 75        | 4 574           | 2 745  | 688     | 510           | 607           | 15               | 9         |
| MEDIAN . . . . .                           | 3.5            | 3.6    | 2.3             | 3.1       | 3.1             | 3.5    | 3.1     | 2.5           | 3.0           | 1.5              | 2.3       |
| YEAR MOVED INTO UNIT                       |                |        |                 |           |                 |        |         |               |               |                  |           |
| 1959 TO MARCH 1960 . . . . .               | 4 161          | 3 187  | 116             | 858       | 11 668          | 6 244  | 2 146   | 1 251         | 1 499         | 300              | 228       |
| 1958 . . . . .                             | 2 505          | 2 066  | 76              | 363       | 3 511           | 1 712  | 725     | 508           | 396           | 139              | 31        |
| 1950 TO 1957 . . . . .                     | 10 821         | 9 938  | 393             | 490       | 8 539           | 3 828  | 1 865   | 1 343         | 1 184         | 281              | 38        |
| 1940 TO 1949 . . . . .                     | 6 031          | 5 601  | 406             | 24        | 2 388           | 1 217  | 511     | 297           | 303           | 60               | ...       |
| 1939 OR EARLIER . . . . .                  | 3 985          | 3 437  | 548             | ...       | 1 728           | 1 042  | 351     | 249           | 86            | ...              | ...       |





Table A-8.—OCCUPIED HOUSING UNITS SHARING OR LACKING SPECIFIED FACILITIES, FOR THE SMSA: 1960

[Based on sample; the "total" columns are not additive; see text]

| SUBJECT  | UNITS SHARING-- |             |                               |                         |              |                                | UNITS WITH NO BATH AND/OR TOILET <sup>1</sup> |                           |
|--|-----------------|-------------|-------------------------------|-------------------------|--------------|--------------------------------|---|---------------------------|
|  | TOTAL           | ACCESS ONLY | ACCESS AND BATH AND/OR TOILET | BATH AND/OR TOILET ONLY | COOKING ONLY | COOKING AND BATH AND/OR TOILET | TOTAL   | SHARING ACCESS OR COOKING |
| <b>UNITS IN STRUCTURE</b>                          |                 |             |                               |                         |              |                                |   |                           |
| OWNER OCCUPIED . . . . .                           | 352             | 8           | ...                           | 308                     | 28           | 8                              | 3 901   | 28                        |
| 1 . . . . .  | 28              | ...         | ...                           | ...                     | 28           | ...                            | 3 869   | 28                        |
| 2 OR MORE . . . . .                                | 324             | 8           | ...                           | 308                     | ...          | 8                              | 32  | ...                       |
| RENTER OCCUPIED . . . . .                          | 4 268           | 39          | 11                            | 3 868                   | 109          | 241                            | 3 664   | 58                        |
| 1 . . . . .  | 48              | ...         | ...                           | ...                     | 48           | ...                            | 3 060   | 38                        |
| 2 . . . . .  | 1 286           | 39          | 6                             | 1 192                   | 5            | 44                             | 257   | 5                         |
| 3 AND 4 . . . . .                                  | 1 710           | ...         | ...                           | 1 662                   | 15           | 33                             | 264   | 5                         |
| 5 TO 19 . . . . .                                  | 1 060           | ...         | 5                             | 963                     | 20           | 72                             | 83  | 10                        |
| 20 OR MORE . . . . .                               | 164             | ...         | ...                           | 51                      | 21           | 92                             | ...   | ...                       |
| RENTER-OCCUPIED UNITS . . . . .                    | 4 220           | 32          | 11                            | 3 821                   | 106          | 250                            | 3 705   | 65                        |
| <b>YEAR STRUCTURE BUILT</b>                        |                 |             |                               |                         |              |                                |   |                           |
| 1955 TO MARCH 1960 . . . . .                       | 57              | ...         | ...                           | 53                      | 4            | ...                            | 191   | ...                       |
| 1950 TO 1954 . . . . .                             | 113             | 4           | ...                           | 92                      | 13           | 4                              | 238   | 5                         |
| 1940 TO 1949 . . . . .                             | 254             | 4           | ...                           | 223                     | 11           | 16                             | 810   | 11                        |
| 1939 OR EARLIER . . . . .                          | 3 796           | 24          | 11                            | 3 453                   | 78           | 230                            | 2 466   | 49                        |
| <b>CONDITION</b>                                   |                 |             |                               |                         |              |                                |   |                           |
| SOUND . . . . .                                    | 1 183           | 25          | 4                             | 976                     | 43           | 135                            | 583   | 13                        |
| DETERIORATING . . . . .                            | 1 451           | 3           | 3                             | 1 351                   | 23           | 71                             | 1 133   | 15                        |
| DILAPIDATED . . . . .                              | 1 586           | 4           | 4                             | 1 494                   | 40           | 44                             | 1 989   | 37                        |
| <b>INCOME IN 1959<sup>2</sup></b>                  |                 |             |                               |                         |              |                                |   |                           |
| LESS THAN \$2,000 . . . . .                        | 2 798           | 7           | 4                             | 2 594                   | 52           | 141                            | 2 445   | 52                        |
| \$2,000 TO \$3,999 . . . . .                       | 994             | 12          | 3                             | 888                     | 28           | 63                             | 941   | 13                        |
| \$4,000 TO \$5,999 . . . . .                       | 319             | 5           | 4                             | 258                     | 14           | 38                             | 244   | ...                       |
| \$6,000 TO \$7,999 . . . . .                       | 73              | 4           | ...                           | 57                      | 4            | 8                              | 50  | ...                       |
| \$8,000 TO \$9,999 . . . . .                       | 13              | ...         | ...                           | 8                       | 5            | ...                            | 20  | ...                       |
| \$10,000 OR MORE . . . . .                         | 23              | 4           | ...                           | 16                      | 3            | ...                            | 5   | ...                       |
| <b>GROSS RENT</b>                                  |                 |             |                               |                         |              |                                |   |                           |
| TOTAL . . . . .                                    | 4 220           | 32          | 11                            | 3 821                   | 106          | 250                            | 3 653   | 65                        |
| LESS THAN \$20 . . . . .                           | 796             | 4           | 4                             | 710                     | 25           | 53                             | 653   | 29                        |
| \$20 TO \$39 . . . . .                             | 2 090           | 4           | ...                           | 1 966                   | 16           | 104                            | 1 237   | 8                         |
| \$40 TO \$59 . . . . .                             | 851             | 13          | 7                             | 762                     | 19           | 50                             | 493   | 4                         |
| \$60 TO \$79 . . . . .                             | 177             | ...         | ...                           | 156                     | 11           | 10                             | 141   | 5                         |
| \$80 TO \$99 . . . . .                             | 36              | ...         | ...                           | 30                      | 3            | 3                              | 31  | ...                       |
| \$100 TO \$119 . . . . .                           | 12              | 4           | ...                           | 8                       | ...          | ...                            | 8   | ...                       |
| \$120 OR MORE . . . . .                            | ...             | ...         | ...                           | ...                     | ...          | ...                            | 4   | ...                       |
| NO CASH RENT . . . . .                             | 258             | 7           | ...                           | 189                     | 32           | 30                             | 1 086   | 19                        |
| <b>PERSONS</b>                                     |                 |             |                               |                         |              |                                |   |                           |
| 1 PERSON . . . . .                                 | 1 669           | 12          | ...                           | 1 399                   | 72           | 186                            | 686   | 44                        |
| 2 PERSONS . . . . .                                | 926             | 13          | 7                             | 846                     | 12           | 48                             | 676   | 4                         |
| 3 PERSONS . . . . .                                | 482             | 3           | 4                             | 457                     | 9            | 9                              | 467   | 3                         |
| 4 PERSONS OR MORE . . . . .                        | 1 143           | 4           | ...                           | 1 119                   | 13           | 7                              | 1 876   | 14                        |
| <b>HOUSEHOLD COMPOSITION</b>                       |                 |             |                               |                         |              |                                |   |                           |
| <b>TWO-OR-MORE-PERSON HOUSEHOLDS</b>               |                 |             |                               |                         |              |                                |   |                           |
| MALE HEAD, WIFE PRESENT, NO NONRELATIVES . . . . . | 1 514           | 16          | 11                            | 1 436                   | 14           | 37                             | 2 009   | 13                        |
| UNDER 45 YEARS . . . . .                           | 980             | 11          | 11                            | 936                     | 9            | 13                             | 1 272   | 13                        |
| 45 TO 64 YEARS . . . . .                           | 502             | 5           | ...                           | 468                     | 5            | 24                             | 604   | ...                       |
| 65 YEARS AND OVER . . . . .                        | 32              | ...         | ...                           | 32                      | ...          | ...                            | 133   | ...                       |
| OTHER MALE HEAD . . . . .                          | 201             | ...         | ...                           | 178                     | 8            | 15                             | 175   | ...                       |
| UNDER 65 YEARS . . . . .                           | 192             | ...         | ...                           | 169                     | 8            | 15                             | 151   | ...                       |
| 65 YEARS AND OVER . . . . .                        | 9               | ...         | ...                           | 9                       | ...          | ...                            | 24  | ...                       |
| FEMALE HEAD . . . . .                              | 836             | 4           | ...                           | 808                     | 12           | 12                             | 835   | 8                         |
| UNDER 65 YEARS . . . . .                           | 715             | 4           | ...                           | 691                     | 8            | 12                             | 686   | 4                         |
| 65 YEARS AND OVER . . . . .                        | 121             | ...         | ...                           | 117                     | 4            | ...                            | 149   | 4                         |
| <b>ONE-PERSON HOUSEHOLDS</b>                       |                 |             |                               |                         |              |                                |   |                           |
| UNDER 65 YEARS . . . . .                           | 1 669           | 12          | ...                           | 1 399                   | 72           | 186                            | 686   | 44                        |
| 65 YEARS AND OVER . . . . .                        | 1 230           | 4           | ...                           | 1 025                   | 54           | 147                            | 463   | 29                        |
|  | 439             | 8           | ...                           | 374                     | 18           | 39                             | 223   | 15                        |
| <b>YEAR MOVED INTO UNIT</b>                        |                 |             |                               |                         |              |                                |   |                           |
| 1959 TO MARCH 1960 . . . . .                       | 1 161           | 11          | 7                             | 996                     | 47           | 180                            | 642   | 20                        |
| 1958 . . . . .                                     | 492             | ...         | 4                             | 448                     | 20           | 20                             | 385   | 14                        |
| 1950 TO 1957 . . . . .                             | 1 594           | 8           | ...                           | 1 499                   | 19           | 68                             | 1 369   | 7                         |
| 1949 OR EARLIER . . . . .                          | 973             | 13          | ...                           | 878                     | 20           | 62                             | 1 309   | 24                        |
| <b>TYPE OF HOUSEHOLD</b>                           |                 |             |                               |                         |              |                                |   |                           |
| <b>HOUSEHOLDS WITHOUT NONRELATIVES</b>             |                 |             |                               |                         |              |                                |   |                           |
| MALE HEAD, WIFE PRESENT . . . . .                  | 1 514           | 16          | 11                            | 1 436                   | 14           | 37                             | 2 009   | 13                        |
| 2 PERSONS . . . . .                                | 541             | 9           | 7                             | 497                     | 4            | 24                             | 356   | ...                       |
| 3 PERSONS . . . . .                                | 257             | 3           | 4                             | 236                     | 5            | 3                              | 308   | 3                         |
| 4 PERSONS OR MORE . . . . .                        | 716             | 4           | ...                           | 703                     | 5            | 4                              | 1 345   | 10                        |
| OTHER HOUSEHOLD GROUPS . . . . .                   | 2 518           | 12          | ...                           | 2 224                   | 76           | 206                            | 1 552   | 48                        |
| HOUSEHOLDS WITH NONRELATIVES . . . . .             | 188             | 4           | ...                           | 161                     | 16           | 7                              | 144   | 4                         |
| <b>ROOMS AND PERSONS</b>                           |                 |             |                               |                         |              |                                |   |                           |
| 1 ROOM . . . . .                                   | 1 119           | 8           | 4                             | 827                     | 73           | 207                            | 210   | 40                        |
| 1 PERSON . . . . .                                 | 788             | 4           | ...                           | 553                     | 61           | 170                            | 154   | 36                        |
| 2 PERSONS OR MORE . . . . .                        | 331             | 4           | 4                             | 274                     | 12           | 37                             | 56  | 4                         |
| 2 ROOMS . . . . .                                  | 1 528           | 7           | 7                             | 1 485                   | 21           | 8                              | 639   | 15                        |
| 1 PERSON . . . . .                                 | 622             | 4           | ...                           | 606                     | 8            | 4                              | 185   | 8                         |
| 2 AND 3 PERSONS . . . . .                          | 621             | 3           | 7                             | 594                     | 13           | 4                              | 257   | 7                         |
| 4 PERSONS OR MORE . . . . .                        | 285             | ...         | ...                           | 285                     | ...          | ...                            | 197   | ...                       |
| 3 ROOMS . . . . .                                  | 1 070           | 12          | ...                           | 1 039                   | ...          | ...                            | 965   | ...                       |
| 4 ROOMS . . . . .                                  | 370             | ...         | ...                           | 353                     | ...          | 15                             | 1 139   | 5                         |
| 5 ROOMS OR MORE . . . . .                          | 133             | 5           | ...                           | 117                     | 8            | 3                              | 752   | 5                         |

<sup>1</sup> EXCLUDES UNITS SHARING BATH AND/OR TOILET! SEE TEXT.

<sup>2</sup> INCOME OF PRIMARY FAMILIES AND INDIVIDUALS.

Table A-9.—DURATION OF VACANCY, FOR AVAILABLE VACANT HOUSING UNITS, FOR THE SMSA: 1960

[Based on sample; see text. Median not shown where base is less than 200; plus (+) or minus (-) after number indicates median above or below that number]

| SUBJECT  | TOTAL  | LESS THAN 4 MONTHS | 4 UP TO 6 MONTHS | 6 MONTHS OR MORE | SUBJECT                                       | TOTAL | LESS THAN 1 MONTH | 1 UP TO 4 MONTHS | 4 MONTHS OR MORE |
|--|--------|--------------------|------------------|------------------|---|-------|-------------------|------------------|------------------|
| VACANT AVAILABLE FOR SALE . . . . .            | 641    | 420                | 80               | 141              | VACANT AVAILABLE FOR RENT . . . . .           | 2 521 | 499               | 1 079            | 943              |
| ROOMS  |        |                    |                  |                  | ROOMS   |       |                   |                  |                  |
| 1 TO 3 ROOMS . . . . .                         | 7      | 7                  | ***              | ***              | 1 ROOM . . . . .                              | 180   | 40                | 105              | 35               |
| 4 ROOMS . . . . .                              | 63     | 34                 | 10               | 19               | 2 ROOMS . . . . .                             | 255   | 63                | 79               | 113              |
| 5 ROOMS . . . . .                              | 244    | 162                | 26               | 56               | 3 ROOMS . . . . .                             | 587   | 123               | 223              | 241              |
| 6 ROOMS . . . . .                              | 227    | 154                | 34               | 39               | 4 ROOMS . . . . .                             | 793   | 172               | 363              | 258              |
| 7 ROOMS OR MORE . . . . .                      | 100    | 63                 | 10               | 27               | 5 ROOMS OR MORE . . . . .                     | 706   | 101               | 309              | 296              |
| BEDROOMS                                       |        |                    |                  |                  | BEDROOMS                                      |       |                   |                  |                  |
| 0 AND 1 . . . . .                              | 31     | 15                 | 16               | ***              | 0 AND 1 . . . . .                             | 1 123 | 244               | 493              | 386              |
| 2 . . . . .                                    | 84     | 31                 | 17               | 36               | 2 . . . . .                                   | 1 096 | 207               | 458              | 431              |
| 3 OR MORE . . . . .                            | 344    | 235                | 53               | 56               | 3 OR MORE . . . . .                           | 437   | 47                | 185              | 205              |
| UNITS IN STRUCTURE                             |        |                    |                  |                  | UNITS IN STRUCTURE                            |       |                   |                  |                  |
| 1 . . . . .                                    | 636    | 424                | 82               | 130              | 1 . . . . .                                   | 1 139 | 296               | 441              | 402              |
| 2 . . . . .                                    | 46     | 21                 | 5                | 20               | 2 TO 9 . . . . .                              | 1 158 | 149               | 562              | 447              |
| 3 OR MORE . . . . .                            | 19     | 11                 | ***              | 8                | 10 TO 19 . . . . .                            | 48    | 3                 | 17               | 28               |
| YEAR STRUCTURE BUILT                           |        |                    |                  |                  | 20 OR MORE . . . . .                          | 94    | 38                | 41               | 15               |
| 1959 TO MARCH 1960 . . . . .                   | 335    | 254                | 47               | 34               | YEAR STRUCTURE BUILT                          |       |                   |                  |                  |
| 1950 TO 1958 . . . . .                         | 149    | 87                 | 22               | 40               | 1959 TO MARCH 1960 . . . . .                  | 58    | 26                | 22               | 10               |
| 1949 OR EARLIER . . . . .                      | 157    | 79                 | 11               | 67               | 1950 TO 1958 . . . . .                        | 462   | 126               | 193              | 143              |
| PLUMBING                                       |        |                    |                  |                  | 1949 OR EARLIER . . . . .                     | 2 001 | 347               | 864              | 790              |
| WITH ALL PLUMBING FACILITIES . . . . .         | 617    | 409                | 76               | 132              | PLUMBING                                      |       |                   |                  |                  |
| LACKING SOME OR ALL FACILITIES . . . . .       | 24     | 11                 | 4                | 9                | WITH ALL PLUMBING FACILITIES . . . . .        | 1 946 | 396               | 881              | 669              |
| HEATING EQUIPMENT                              |        |                    |                  |                  | LACKING SOME OR ALL FACILITIES . . . . .      | 575   | 103               | 198              | 274              |
| STEAM; HOT WATER; WARM AIR FURNACE . . . . .   | 203    | 171                | 10               | 22               | RENT ASKED                                    |       |                   |                  |                  |
| OTHER . . . . .                                | 425    | 244                | 70               | 111              | TOTAL . . . . .                               | 2 521 | 499               | 1 079            | 943              |
| NONE . . . . .                                 | 13     | 5                  | ***              | 8                | LESS THAN \$40 . . . . .                      | 741   | 99                | 293              | 349              |
| SALE PRICE ASKED                               |        |                    |                  |                  | \$40 TO \$59 . . . . .                        | 902   | 188               | 429              | 285              |
| TOTAL . . . . .                                | 636    | 415                | 80               | 141              | \$60 TO \$79 . . . . .                        | 540   | 114               | 257              | 169              |
| LESS THAN \$5,000 . . . . .                    | 11     | 3                  | 4                | 4                | \$80 TO \$99 . . . . .                        | 224   | 83                | 75               | 66               |
| \$5,000 TO \$9,900 . . . . .                   | 145    | 85                 | 16               | 44               | \$100 OR MORE . . . . .                       | 114   | 15                | 25               | 74               |
| \$10,000 TO \$14,900 . . . . .                 | 257    | 152                | 49               | 56               | MEDIAN RENT ASKED . . . . . DOLLARS . . . . . | 52    | 56                | 51               | 49               |
| \$15,000 TO \$19,900 . . . . .                 | 115    | 90                 | 7                | 18               |   |       |                   |                  |                  |
| \$20,000 TO \$24,900 . . . . .                 | 53     | 41                 | 4                | 8                |   |       |                   |                  |                  |
| \$25,000 OR MORE . . . . .                     | 55     | 44                 | ***              | 11               |   |       |                   |                  |                  |
| MEDIAN PRICE ASKED . . . . . DOLLARS . . . . . | 13 200 | 13 900             | ***              | ***              |   |       |                   |                  |                  |

Table A-10.—RENT ASKED FOR VACANT HOUSING UNITS AVAILABLE FOR RENT, FOR THE SMSA: 1960

[Based on sample; see text]

| SUBJECT                                  | TOTAL | LESS THAN \$40 | \$40 TO \$59 | \$60 TO \$79 | \$80 TO \$99 | \$100 OR MORE |
|--|-------|----------------|--------------|--------------|--------------|---------------|
| VACANT AVAILABLE FOR RENT . . . . .      | 2 521 | 741            | 902          | 540          | 224          | 114           |
| BEDROOMS                                 |       |                |              |              |              |               |
| 0 AND 1 . . . . .                        | 1 123 | 470            | 386          | 163          | 87           | 17            |
| 2 . . . . .                              | 1 096 | 314            | 344          | 348          | 73           | 17            |
| 3 OR MORE . . . . .                      | 437   | 81             | 133          | 126          | 80           | 17            |
| UNITS IN STRUCTURE                       |       |                |              |              |              |               |
| 1 . . . . .                              | 1 139 | 339            | 352          | 276          | 119          | 53            |
| 2 TO 4 . . . . .                         | 872   | 218            | 393          | 176          | 50           | 35            |
| 5 OR MORE . . . . .                      | 428   | 171            | 149          | 47           | 49           | 12            |
| YEAR STRUCTURE BUILT                     |       |                |              |              |              |               |
| 1959 TO MARCH 1960 . . . . .             | 58    | 4              | 17           | 16           | 12           | 9             |
| 1950 TO 1958 . . . . .                   | 462   | 59             | 104          | 177          | 83           | 39            |
| 1949 OR EARLIER . . . . .                | 2 001 | 678            | 781          | 347          | 129          | 66            |
| PLUMBING                                 |       |                |              |              |              |               |
| WITH ALL PLUMBING FACILITIES . . . . .   | 1 946 | 318            | 807          | 509          | 205          | 107           |
| LACKING SOME OR ALL FACILITIES . . . . . | 575   | 423            | 95           | 31           | 19           | 7             |
| INCLUSION OF UTILITIES IN RENT           |       |                |              |              |              |               |
| ALL UTILITIES INCLUDED . . . . .         | 272   | 64             | 46           | 48           | 41           | 73            |
| SOME OR NO UTILITIES INCLUDED . . . . .  | 2 249 | 677            | 856          | 492          | 183          | 41            |

# CHARLESTON

WEST VIRGINIA

## STANDARD METROPOLITAN STATISTICAL AREA

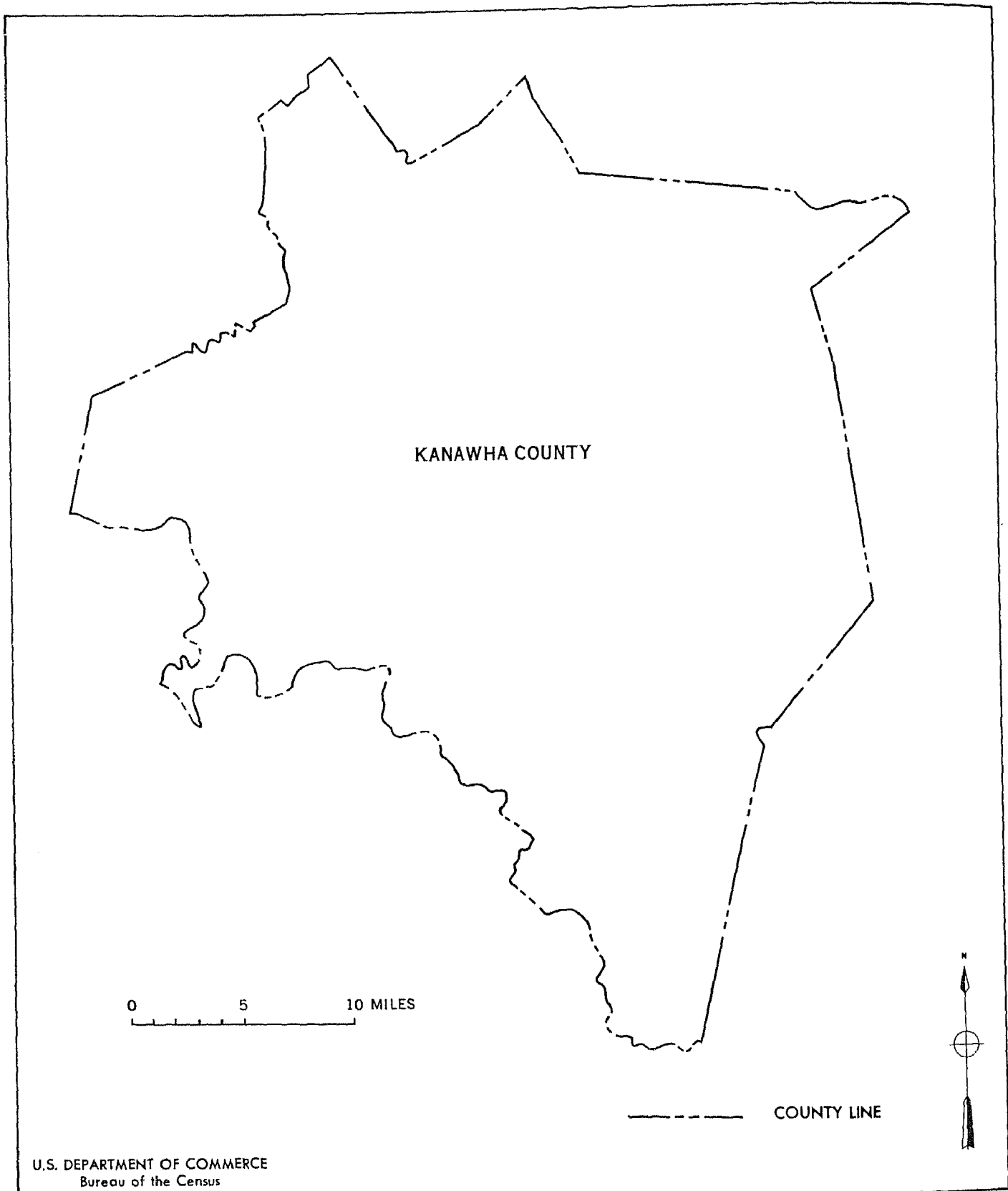
Statistics for a standard metropolitan statistical area of 100,000 inhabitants or more, and for each place of 100,000 inhabitants or more within the area, are presented in a series of standard tables. The tables are arranged by area and the subjects are the same in the tables having the same basic number. The prefix letter "A" has been assigned to the tables for the total SMSA; tables for places, which follow in alphabetical order, have the prefix letter "B," "C," etc. Tables 1 to 10 are presented in each report. Tables 11 to 14, which are for units with nonwhite household heads, are given if the SMSA or place has 25,000 or more such units.

### LIST OF TABLES

[Page numbers listed here omit the chapter number which appears as part of the page number for each page. The chapter number for this area is 40]

| Table title   | Standard metropolitan statistical area (Prefix A) |
|---|---|
|   | <i>Page</i>                                       |
| Table 1.—Value of owner-occupied housing units .....  | 3   |
| Table 2.—Gross rent of renter-occupied housing units .....  | 4   |
| Table 3.—Income in 1959 of primary families and individuals in owner- and renter-occupied housing units ..... | 5   |
| Table 4.—Condition and plumbing facilities for owner- and renter-occupied housing units                       | 6   |
| Table 5.—Rooms in owner- and renter-occupied housing units .....  | 7   |
| Table 6.—Units in structure for owner- and renter-occupied housing units .....                                | 8   |
| Table 7.—Household composition for owner- and renter-occupied housing units .....                             | 9   |
| Table 8.—Occupied housing units sharing or lacking specified facilities .....                                 | 10  |
| Table 9.—Duration of vacancy for available vacant housing units .....   | 11  |
| Table 10.—Rent asked for vacant housing units available for rent .....  | 11  |

Charleston, W. Va.  
STANDARD METROPOLITAN STATISTICAL AREA



U.S. DEPARTMENT OF COMMERCE  
Bureau of the Census

Table A-1.—VALUE OF OWNER-OCCUPIED HOUSING UNITS, FOR THE SMSA: 1960

[Based on sample; median not shown where base is insufficient; see text. Plus (+) or minus (-) after number indicates median above or below that number]

| SUBJECT  | TOTAL  | VALUE             |                    |                    |                      |                      |                      |                      |                      |                  |                  |
|--|--------|-------------------|--------------------|--------------------|----------------------|----------------------|----------------------|----------------------|----------------------|------------------|------------------|
|  |        | LESS THAN \$5,000 | \$5,000 TO \$7,400 | \$7,500 TO \$9,900 | \$10,000 TO \$12,400 | \$12,500 TO \$14,900 | \$15,000 TO \$17,400 | \$17,500 TO \$19,900 | \$20,000 TO \$24,900 | \$25,000 OR MORE | MEDIAN (DOLLARS) |
| OWNER-OCCUPIED UNITS . . . . .                     | 38 208 | 6 349             | 4 935              | 4 953              | 5 289                | 4 409                | 3 488                | 2 396                | 3 012                | 3 377            | 11 400           |
| ROOMS  |        |                   |                    |                    |                      |                      |                      |                      |                      |                  |                  |
| 1 AND 2 ROOMS . . . . .                            | 263    | 204               | 19                 | 24                 | ...                  | 8                    | ...                  | ...                  | ...                  | 8                | 5 000-           |
| 3 ROOMS . . . . .                                  | 978    | 706               | 134                | 60                 | 27                   | 16                   | 12                   | 4                    | 11                   | 8                | 5 000-           |
| 4 ROOMS . . . . .                                  | 6 251  | 2 569             | 1 366              | 979                | 698                  | 352                  | 154                  | 67                   | 35                   | 31               | 6 000            |
| 5 ROOMS . . . . .                                  | 12 262 | 1 703             | 1 909              | 1 896              | 2 191                | 1 735                | 1 204                | 675                  | 592                  | 357              | 10 700           |
| 6 ROOMS . . . . .                                  | 10 317 | 790               | 988                | 1 278              | 1 506                | 1 454                | 1 170                | 920                  | 1 291                | 920              | 13 500           |
| 7 ROOMS . . . . .                                  | 4 396  | 190               | 291                | 429                | 490                  | 568                  | 582                  | 457                  | 573                  | 816              | 16 000           |
| 8 ROOMS OR MORE . . . . .                          | 3 741  | 187               | 228                | 267                | 377                  | 276                  | 366                  | 273                  | 510                  | 1 237            | 18 900           |
| MEDIAN . . . . .                                   | 5.4    | 4.4               | 5.0                | 5.2                | 5.4                  | 5.6                  | 5.8                  | 6.0                  | 6.2                  | 6.9              | ...              |
| BEDROOMS   |        |                   |                    |                    |                      |                      |                      |                      |                      |                  |                  |
| 0 TO 2 . . . . .                                   | 15 623 | 4 584             | 2 726              | 2 442              | 2 330                | 1 442                | 748                  | 441                  | 490                  | 420              | 8 000            |
| 3 . . . . .  | 16 616 | 1 164             | 1 864              | 1 757              | 2 254                | 2 346                | 1 735                | 1 665                | 2 006                | 1 825            | 13 900           |
| 4 OR MORE . . . . .                                | 5 607  | 472               | 402                | 685                | 597                  | 466                  | 700                  | 475                  | 573                  | 1 237            | 15 600           |
| BATHROOMS  |        |                   |                    |                    |                      |                      |                      |                      |                      |                  |                  |
| 1 . . . . .  | 27 094 | 3 756             | 4 363              | 4 385              | 4 706                | 3 748                | 2 641                | 1 553                | 1 335                | 607              | 10 600           |
| MORE THAN 1 . . . . .                              | 7 899  | 69                | 143                | 385                | 530                  | 705                  | 875                  | 801                  | 1 649                | 2 742            | 21 300           |
| SHARED OR NONE . . . . .                           | 3 303  | 2 557             | 414                | 187                | 60                   | 10                   | 45                   | 5                    | 15                   | 10               | 5 000-           |
| YEAR STRUCTURE BUILT                               |        |                   |                    |                    |                      |                      |                      |                      |                      |                  |                  |
| 1959 TO MARCH 1960 . . . . .                       | 1 055  | 98                | 81                 | 35                 | 76                   | 110                  | 92                   | 114                  | 186                  | 263              | 18 300           |
| 1955 TO 1958 . . . . .                             | 4 427  | 359               | 252                | 294                | 410                  | 524                  | 537                  | 488                  | 742                  | 821              | 16 700           |
| 1950 TO 1954 . . . . .                             | 6 939  | 798               | 707                | 754                | 1 064                | 1 033                | 820                  | 519                  | 527                  | 717              | 12 900           |
| 1940 TO 1949 . . . . .                             | 9 813  | 1 798             | 1 260              | 1 330              | 1 455                | 1 270                | 827                  | 539                  | 712                  | 622              | 10 900           |
| 1939 OR EARLIER . . . . .                          | 15 974 | 3 296             | 2 635              | 2 540              | 2 284                | 1 472                | 1 212                | 736                  | 845                  | 954              | 9 500            |
| CONDITION AND PLUMBING                             |        |                   |                    |                    |                      |                      |                      |                      |                      |                  |                  |
| SOUND . . . . .                                    | 32 838 | 3 536             | 3 816              | 4 315              | 4 866                | 4 258                | 3 374                | 2 368                | 2 971                | 3 334            | 12 400           |
| WITH ALL PLUMBING FACILITIES . . . . .             | 31 606 | 2 655             | 3 639              | 4 206              | 4 852                | 4 247                | 3 354                | 2 360                | 2 963                | 3 330            | 12 800           |
| LACKING SOME OR ALL FACILITIES . . . . .           | 1 232  | 881               | 177                | 109                | 14                   | 11                   | 20                   | 8                    | 8                    | 4                | 5 000-           |
| DETERIORATING . . . . .                            | 4 059  | 1 802             | 949                | 569                | 395                  | 143                  | 101                  | 24                   | 37                   | 39               | 5 600            |
| WITH ALL PLUMBING FACILITIES . . . . .             | 2 916  | 927               | 785                | 517                | 359                  | 139                  | 89                   | 24                   | 37                   | 39               | 6 700            |
| LACKING SOME OR ALL FACILITIES . . . . .           | 1 143  | 875               | 164                | 52                 | 36                   | 4                    | 12                   | ...                  | ...                  | ...              | 5 000-           |
| DILAPIDATED . . . . .                              | 1 311  | 1 011             | 170                | 69                 | 28                   | 8                    | 13                   | 4                    | 4                    | 4                | 5 000-           |
| AIR CONDITIONING                                   |        |                   |                    |                    |                      |                      |                      |                      |                      |                  |                  |
| ROOM UNIT(S) . . . . .                             | 4 705  | 180               | 310                | 421                | 533                  | 518                  | 662                  | 648                  | 449                  | 984              | 16 500           |
| CENTRAL SYSTEM . . . . .                           | 613    | 21                | ...                | ...                | ...                  | 61                   | 73                   | ...                  | ...                  | 342              | ...              |
| NONE . . . . .                                     | 32 528 | 6 019             | 4 682              | 4 463              | 4 648                | 3 675                | 2 448                | 1 933                | 2 504                | 2 156            | 10 600           |
| PERSONS  |        |                   |                    |                    |                      |                      |                      |                      |                      |                  |                  |
| 1 PERSON . . . . .                                 | 2 439  | 681               | 352                | 325                | 299                  | 221                  | 166                  | 135                  | 126                  | 134              | 8 900            |
| 2 PERSONS . . . . .                                | 10 118 | 1 509             | 1 235              | 1 340              | 1 399                | 1 201                | 996                  | 610                  | 948                  | 880              | 11 700           |
| 3 PERSONS . . . . .                                | 8 220  | 1 075             | 1 054              | 1 125              | 1 218                | 1 042                | 750                  | 539                  | 715                  | 706              | 11 800           |
| 4 PERSONS . . . . .                                | 7 943  | 1 052             | 903                | 1 042              | 1 145                | 979                  | 793                  | 612                  | 609                  | 808              | 12 100           |
| 5 PERSONS . . . . .                                | 4 923  | 785               | 668                | 523                | 573                  | 447                  | 321                  | 398                  | 526                  | 526              | 11 800           |
| 6 PERSONS OR MORE . . . . .                        | 4 565  | 1 249             | 723                | 600                | 546                  | 393                  | 336                  | 179                  | 216                  | 323              | 8 800            |
| MEDIAN . . . . .                                   | 3.3    | 3.4               | 3.3                | 3.2                | 3.3                  | 3.3                  | 3.3                  | 3.3                  | 3.1                  | 3.5              | ...              |
| PERSONS PER ROOM                                   |        |                   |                    |                    |                      |                      |                      |                      |                      |                  |                  |
| 0.50 OR LESS . . . . .                             | 16 875 | 2 067             | 1 869              | 2 096              | 2 297                | 2 002                | 1 686                | 1 143                | 1 719                | 1 996            | 12 600           |
| 0.51 TO 1.00 . . . . .                             | 17 781 | 2 743             | 2 344              | 2 425              | 2 610                | 2 207                | 1 654                | 1 213                | 1 237                | 1 348            | 11 300           |
| 1.01 OR MORE . . . . .                             | 3 552  | 1 539             | 722                | 432                | 382                  | 200                  | 148                  | 40                   | 56                   | 33               | 5 800            |
| HOUSEHOLD COMPOSITION                              |        |                   |                    |                    |                      |                      |                      |                      |                      |                  |                  |
| TWO-OR-MORE-PERSON HOUSEHOLDS . . . . .            | 35 769 | 5 668             | 4 583              | 4 628              | 4 990                | 4 188                | 3 322                | 2 261                | 2 886                | 3 243            | 11 500           |
| MALE HEAD; WIFE PRESENT; NO NONRELATIVES . . . . . | 31 374 | 4 689             | 3 876              | 4 051              | 4 453                | 3 835                | 3 038                | 2 021                | 2 560                | 2 851            | 11 700           |
| UNDER 45 YEARS . . . . .                           | 15 104 | 2 058             | 1 760              | 1 968              | 2 236                | 2 043                | 1 555                | 1 059                | 1 156                | 1 269            | 12 000           |
| 45 TO 64 YEARS . . . . .                           | 12 911 | 1 956             | 1 608              | 1 630              | 1 732                | 1 452                | 1 206                | 780                  | 780                  | 1 190            | 11 800           |
| 65 YEARS AND OVER . . . . .                        | 3 359  | 675               | 508                | 453                | 485                  | 340                  | 277                  | 182                  | 214                  | 225              | 10 200           |
| OTHER MALE HEAD . . . . .                          | 1 531  | 323               | 230                | 178                | 192                  | 122                  | 112                  | 78                   | 78                   | 148              | 10 400           |
| UNDER 65 YEARS . . . . .                           | 1 059  | 195               | 184                | 132                | 119                  | 89                   | 77                   | 44                   | 107                  | 112              | 10 400           |
| 65 YEARS AND OVER . . . . .                        | 472    | 128               | 46                 | 46                 | 73                   | 33                   | 35                   | 34                   | 41                   | 36               | 10 500           |
| FEMALE HEAD . . . . .                              | 2 864  | 656               | 477                | 399                | 345                  | 231                  | 172                  | 162                  | 178                  | 244              | 9 400            |
| UNDER 65 YEARS . . . . .                           | 1 898  | 464               | 354                | 292                | 216                  | 167                  | 75                   | 106                  | 114                  | 110              | 8 600            |
| 65 YEARS AND OVER . . . . .                        | 966    | 192               | 123                | 107                | 129                  | 64                   | 97                   | 56                   | 64                   | 134              | 11 200           |
| ONE-PERSON HOUSEHOLDS . . . . .                    | 2 439  | 681               | 352                | 325                | 299                  | 221                  | 166                  | 135                  | 126                  | 134              | 8 900            |
| UNDER 65 YEARS . . . . .                           | 1 386  | 373               | 178                | 181                | 177                  | 126                  | 98                   | 96                   | 82                   | 75               | 9 500            |
| 65 YEARS AND OVER . . . . .                        | 1 053  | 308               | 174                | 144                | 122                  | 95                   | 68                   | 39                   | 44                   | 59               | 8 300            |
| YEAR MOVED INTO UNIT                               |        |                   |                    |                    |                      |                      |                      |                      |                      |                  |                  |
| 1959 TO MARCH 1960 . . . . .                       | 3 941  | 559               | 512                | 431                | 433                  | 465                  | 396                  | 322                  | 399                  | 424              | 12 700           |
| 1958 . . . . .                                     | 2 840  | 456               | 306                | 262                | 374                  | 300                  | 261                  | 164                  | 314                  | 403              | 12 700           |
| 1950 TO 1957 . . . . .                             | 16 833 | 2 601             | 1 938              | 2 087              | 2 310                | 2 144                | 1 610                | 1 155                | 1 421                | 1 567            | 11 900           |
| 1940 TO 1949 . . . . .                             | 8 427  | 1 541             | 1 182              | 1 295              | 1 240                | 907                  | 740                  | 410                  | 533                  | 579              | 10 400           |
| 1939 OR EARLIER . . . . .                          | 6 167  | 1 192             | 997                | 878                | 932                  | 593                  | 481                  | 345                  | 345                  | 404              | 10 000           |







Table A-4.—CONDITION AND PLUMBING FACILITIES FOR OWNER- AND RENTER-OCCUPIED HOUSING UNITS, FOR THE SMSA: 1960

[Based on sample; see text. Median not shown where base is less than 200; plus (+) or minus (-) after number indicates median above or below that number]

| SUBJECT                                   | TOTAL         | CONDITION AND PLUMBING FACILITIES |                              |                                |               |                              |                                | DILAPIDATED  |
|---|---------------|-----------------------------------|------------------------------|--------------------------------|---------------|------------------------------|--------------------------------|--------------|
|   |               | SOUND                             |                              |                                | DETERIORATING |                              |                                |              |
|   |               | TOTAL                             | WITH ALL PLUMBING FACILITIES | LACKING SOME OR ALL FACILITIES | TOTAL         | WITH ALL PLUMBING FACILITIES | LACKING SOME OR ALL FACILITIES |              |
| <b>OWNER-OCCUPIED UNITS . . . . .</b>     | <b>42 394</b> | <b>35 867</b>                     | <b>34 223</b>                | <b>1 644</b>                   | <b>4 819</b>  | <b>3 270</b>                 | <b>1 549</b>                   | <b>1 708</b> |
| <b>YEAR STRUCTURE BUILT</b>               |               |                                   |                              |                                |               |                              |                                |              |
| 1959 TO MARCH 1960 . . . . .              | 1 212         | 1 159                             | 1 104                        | 55                             | 35            | 16                           | 19                             | 18           |
| 1955 TO 1958 . . . . .                    | 4 846         | 4 594                             | 4 450                        | 144                            | 164           | 96                           | 68                             | 88           |
| 1950 TO 1954 . . . . .                    | 7 437         | 6 794                             | 6 577                        | 257                            | 470           | 280                          | 190                            | 173          |
| 1940 TO 1949 . . . . .                    | 10 614        | 9 108                             | 8 817                        | 291                            | 1 122         | 769                          | 353                            | 384          |
| 1939 OR EARLIER . . . . .                 | 18 265        | 14 212                            | 13 315                       | 897                            | 3 028         | 2 109                        | 919                            | 1 045        |
| <b>INCOME IN 1959<sup>1</sup></b>         |               |                                   |                              |                                |               |                              |                                |              |
| LESS THAN \$2,000 . . . . .               | 5 977         | 3 960                             | 3 375                        | 585                            | 1 301         | 712                          | 589                            | 716          |
| \$2,000 TO \$2,999 . . . . .              | 2 779         | 1 990                             | 1 812                        | 178                            | 530           | 280                          | 250                            | 259          |
| \$3,000 TO \$3,999 . . . . .              | 2 790         | 2 101                             | 1 901                        | 200                            | 489           | 311                          | 178                            | 200          |
| \$4,000 TO \$4,999 . . . . .              | 3 375         | 2 736                             | 2 508                        | 228                            | 508           | 382                          | 126                            | 131          |
| \$5,000 TO \$5,999 . . . . .              | 4 487         | 3 601                             | 3 604                        | 197                            | 540           | 364                          | 176                            | 146          |
| \$6,000 TO \$6,999 . . . . .              | 5 161         | 4 554                             | 4 435                        | 119                            | 498           | 387                          | 111                            | 109          |
| \$7,000 TO \$7,999 . . . . .              | 4 742         | 4 331                             | 4 283                        | 48                             | 363           | 319                          | 44                             | 48           |
| \$8,000 TO \$8,999 . . . . .              | 5 487         | 5 120                             | 5 076                        | 44                             | 320           | 265                          | 55                             | 47           |
| \$9,000 TO \$9,999 . . . . .              | 5 367         | 5 120                             | 5 087                        | 33                             | 203           | 187                          | 16                             | 44           |
| \$10,000 TO \$14,999 . . . . .            | 2 229         | 2 154                             | 2 142                        | 12                             | 67            | 63                           | 4                              | 8            |
| \$15,000 OR MORE . . . . .                | 6 300         | 6 700                             | 6 900                        | 3 300                          | 4 200         | 4 900                        | 2 700                          | 2 500        |
| MEDIAN . . . . . DOLLARS.                 |               |                                   |                              |                                |               |                              |                                |              |
| <b>VALUE-INCOME RATIO</b>                 |               |                                   |                              |                                |               |                              |                                |              |
| TOTAL . . . . .                           | 38 208        | 32 838                            | 31 606                       | 1 232                          | 4 059         | 2 916                        | 1 143                          | 1 311        |
| LESS THAN 1.5 . . . . .                   | 14 291        | 11 657                            | 11 026                       | 631                            | 2 055         | 1 474                        | 581                            | 579          |
| 1.5 TO 1.9 . . . . .                      | 7 176         | 6 534                             | 6 406                        | 128                            | 503           | 371                          | 132                            | 139          |
| 2.0 TO 2.4 . . . . .                      | 5 110         | 4 758                             | 4 699                        | 59                             | 250           | 203                          | 47                             | 102          |
| 2.5 TO 2.9 . . . . .                      | 2 932         | 2 672                             | 2 593                        | 79                             | 211           | 159                          | 52                             | 49           |
| 3.0 TO 3.9 . . . . .                      | 2 821         | 2 508                             | 2 451                        | 57                             | 224           | 147                          | 77                             | 89           |
| 4.0 OR MORE . . . . .                     | 5 220         | 4 241                             | 4 011                        | 230                            | 701           | 494                          | 207                            | 278          |
| NOT COMPUTED . . . . .                    | 658           | 468                               | 420                          | 48                             | 115           | 68                           | 47                             | 75           |
| <b>PERSONS</b>                            |               |                                   |                              |                                |               |                              |                                |              |
| 1 PERSON . . . . .                        | 2 931         | 2 305                             | 2 091                        | 214                            | 422           | 232                          | 190                            | 204          |
| 2 PERSONS . . . . .                       | 11 393        | 10 036                            | 9 672                        | 364                            | 1 088         | 770                          | 318                            | 269          |
| 3 PERSONS . . . . .                       | 9 014         | 7 831                             | 7 577                        | 254                            | 897           | 598                          | 299                            | 286          |
| 4 PERSONS . . . . .                       | 8 576         | 7 589                             | 7 332                        | 257                            | 731           | 551                          | 180                            | 256          |
| 5 PERSONS . . . . .                       | 5 384         | 4 516                             | 4 272                        | 244                            | 648           | 455                          | 193                            | 220          |
| 6 PERSONS OR MORE . . . . .               | 5 096         | 3 590                             | 3 279                        | 311                            | 1 033         | 664                          | 369                            | 473          |
| MEDIAN . . . . .                          | 3.3           | 3.2                               | 3.2                          | 3.5                            | 3.5           | 3.6                          | 3.4                            | 3.9          |
| <b>PERSONS PER ROOM</b>                   |               |                                   |                              |                                |               |                              |                                |              |
| 0.50 OR LESS . . . . .                    | 18 738        | 16 637                            | 16 074                       | 563                            | 1 691         | 1 232                        | 459                            | 410          |
| 0.51 TO 1.00 . . . . .                    | 19 522        | 16 852                            | 16 166                       | 686                            | 1 960         | 1 338                        | 622                            | 710          |
| 1.01 OR MORE . . . . .                    | 4 134         | 2 378                             | 1 983                        | 395                            | 1 168         | 700                          | 468                            | 588          |
| <b>RENTER-OCCUPIED UNITS . . . . .</b>    | <b>30 305</b> | <b>20 309</b>                     | <b>18 465</b>                | <b>1 844</b>                   | <b>6 974</b>  | <b>4 196</b>                 | <b>2 778</b>                   | <b>3 022</b> |
| <b>YEAR STRUCTURE BUILT</b>               |               |                                   |                              |                                |               |                              |                                |              |
| 1959 TO MARCH 1960 . . . . .              | 251           | 227                               | 199                          | 28                             | 8             | 4                            | 4                              | 16           |
| 1955 TO 1958 . . . . .                    | 1 220         | 947                               | 869                          | 78                             | 156           | 72                           | 84                             | 117          |
| 1950 TO 1954 . . . . .                    | 2 814         | 2 276                             | 2 166                        | 110                            | 352           | 214                          | 138                            | 186          |
| 1940 TO 1949 . . . . .                    | 5 926         | 4 294                             | 4 063                        | 231                            | 1 138         | 710                          | 428                            | 494          |
| 1939 OR EARLIER . . . . .                 | 20 094        | 12 565                            | 11 168                       | 1 397                          | 5 320         | 3 196                        | 2 124                          | 2 209        |
| <b>INCOME IN 1959<sup>1</sup></b>         |               |                                   |                              |                                |               |                              |                                |              |
| LESS THAN \$2,000 . . . . .               | 7 637         | 3 562                             | 2 750                        | 812                            | 2 432         | 1 063                        | 1 369                          | 1 643        |
| \$2,000 TO \$2,999 . . . . .              | 3 064         | 1 774                             | 1 593                        | 181                            | 865           | 514                          | 351                            | 425          |
| \$3,000 TO \$3,999 . . . . .              | 3 410         | 2 240                             | 2 042                        | 198                            | 836           | 495                          | 343                            | 332          |
| \$4,000 TO \$4,999 . . . . .              | 3 586         | 2 580                             | 2 357                        | 223                            | 813           | 598                          | 215                            | 193          |
| \$5,000 TO \$5,999 . . . . .              | 3 654         | 2 659                             | 2 462                        | 197                            | 813           | 555                          | 276                            | 164          |
| \$6,000 TO \$6,999 . . . . .              | 3 006         | 2 377                             | 2 253                        | 124                            | 504           | 395                          | 109                            | 125          |
| \$7,000 TO \$7,999 . . . . .              | 1 964         | 1 684                             | 1 631                        | 53                             | 246           | 200                          | 46                             | 34           |
| \$8,000 TO \$8,999 . . . . .              | 2 138         | 1 760                             | 1 724                        | 36                             | 302           | 262                          | 40                             | 76           |
| \$9,000 TO \$9,999 . . . . .              | 1 446         | 1 293                             | 1 281                        | 12                             | 127           | 102                          | 25                             | 26           |
| \$10,000 TO \$14,999 . . . . .            | 400           | 380                               | 372                          | 8                              | 16            | 12                           | 4                              | 4            |
| \$15,000 OR MORE . . . . .                | 4 300         | 5 000                             | 5 200                        | 2 600                          | 3 200         | 4 000                        | 2 100                          | 2 000-       |
| MEDIAN . . . . . DOLLARS.                 |               |                                   |                              |                                |               |                              |                                |              |
| <b>GROSS RENT AS PERCENTAGE OF INCOME</b> |               |                                   |                              |                                |               |                              |                                |              |
| TOTAL . . . . .                           | 30 236        | 20 288                            | 18 457                       | 1 831                          | 6 950         | 4 188                        | 2 762                          | 2 998        |
| LESS THAN 10 PERCENT . . . . .            | 4 173         | 2 675                             | 2 235                        | 440                            | 1 156         | 597                          | 559                            | 342          |
| 10 TO 14 PERCENT . . . . .                | 6 055         | 4 621                             | 4 390                        | 231                            | 1 072         | 753                          | 319                            | 362          |
| 15 TO 19 PERCENT . . . . .                | 5 349         | 4 136                             | 3 990                        | 146                            | 933           | 687                          | 246                            | 280          |
| 20 TO 24 PERCENT . . . . .                | 2 937         | 2 120                             | 2 012                        | 108                            | 625           | 448                          | 177                            | 192          |
| 25 TO 34 PERCENT . . . . .                | 3 199         | 2 169                             | 1 987                        | 182                            | 746           | 490                          | 256                            | 284          |
| 35 PERCENT OR MORE . . . . .              | 5 023         | 2 718                             | 2 389                        | 329                            | 1 452         | 843                          | 609                            | 853          |
| NOT COMPUTED . . . . .                    | 3 500         | 1 849                             | 1 454                        | 395                            | 966           | 370                          | 596                            | 685          |
| <b>PERSONS</b>                            |               |                                   |                              |                                |               |                              |                                |              |
| 1 PERSON . . . . .                        | 4 655         | 3 173                             | 2 623                        | 550                            | 1 067         | 564                          | 503                            | 415          |
| 2 PERSONS . . . . .                       | 7 248         | 5 343                             | 5 020                        | 323                            | 1 348         | 822                          | 526                            | 557          |
| 3 PERSONS . . . . .                       | 6 267         | 4 685                             | 4 403                        | 282                            | 1 137         | 745                          | 392                            | 445          |
| 4 PERSONS . . . . .                       | 4 910         | 3 399                             | 3 210                        | 189                            | 1 087         | 713                          | 374                            | 424          |
| 5 PERSONS . . . . .                       | 3 200         | 1 963                             | 1 793                        | 170                            | 884           | 552                          | 332                            | 353          |
| 6 PERSONS OR MORE . . . . .               | 4 025         | 1 746                             | 1 416                        | 330                            | 1 451         | 800                          | 651                            | 828          |
| MEDIAN . . . . .                          | 3.0           | 2.8                               | 2.9                          | 2.7                            | 3.4           | 3.5                          | 3.4                            | 3.7          |
| <b>PERSONS PER ROOM</b>                   |               |                                   |                              |                                |               |                              |                                |              |
| 0.50 OR LESS . . . . .                    | 9 531         | 7 113                             | 6 768                        | 345                            | 1 791         | 1 210                        | 581                            | 627          |
| 0.51 TO 1.00 . . . . .                    | 15 118        | 10 990                            | 9 988                        | 1 002                          | 3 048         | 1 947                        | 1 101                          | 1 080        |
| 1.01 OR MORE . . . . .                    | 5 656         | 2 206                             | 1 709                        | 497                            | 2 135         | 1 039                        | 1 096                          | 1 315        |

<sup>1</sup> INCOME OF PRIMARY FAMILIES AND INDIVIDUALS.

Table A-5.—ROOMS IN OWNER- AND RENTER-OCCUPIED HOUSING UNITS, FOR THE SMSA: 1960

[Based on sample; median not shown where base is insufficient; see text. Plus (+) after number indicates median above that number]

| SUBJECT                                   | TOTAL         | 1 ROOM       | 2 ROOMS      | 3 ROOMS      | 4 ROOMS       | 5 ROOMS       | 6 ROOMS       | 7 ROOMS      | 8 ROOMS OR MORE | MEDIAN     |
|---|---------------|--------------|--------------|--------------|---------------|---------------|---------------|--------------|-----------------|------------|
| <b>OWNER-OCCUPIED UNITS . . . . .</b>     | <b>42 394</b> | <b>84</b>    | <b>345</b>   | <b>1 404</b> | <b>7 246</b>  | <b>13 374</b> | <b>11 149</b> | <b>4 748</b> | <b>4 044</b>    | <b>5.4</b> |
| <b>BEDROOMS</b>                           |               |              |              |              |               |               |               |              |                 |            |
| 0 TO 2 . . . . .                          | 17 988        | 141          | 305          | 1 415        | 6 710         | 7 461         | 1 517         | 325          | 114             | 4.6        |
| 3 . . . . .                               | 18 204        | ...          | ...          | ...          | 379           | 6 168         | 7 743         | 2 896        | 1 018           | 5.8        |
| 4 OR MORE . . . . .                       | 6 155         | ...          | ...          | ...          | 94            | 95            | 1 209         | 1 769        | 2 988           | 7.4        |
| <b>BATHROOMS</b>                          |               |              |              |              |               |               |               |              |                 |            |
| 1 . . . . .                               | 29 609        | 25           | 144          | 731          | 5 403         | 11 100        | 8 000         | 2 701        | 1 505           | 5.3        |
| MORE THAN 1 . . . . .                     | 8 344         | 5            | ...          | 61           | 174           | 1 150         | 2 742         | 1 829        | 2 383           | 6.5        |
| SHARED OR NONE . . . . .                  | 4 441         | 41           | 215          | 618          | 1 713         | 983           | 594           | 156          | 121             | 4.3        |
| <b>YEAR STRUCTURE BUILT</b>               |               |              |              |              |               |               |               |              |                 |            |
| 1959 TO MARCH 1960 . . . . .              | 1 212         | ...          | 16           | 48           | 155           | 388           | 393           | 119          | 93              | 5.5        |
| 1955 TO 1958 . . . . .                    | 4 846         | 12           | 68           | 179          | 679           | 1 791         | 1 413         | 454          | 250             | 5.3        |
| 1950 TO 1954 . . . . .                    | 7 437         | 25           | 68           | 236          | 1 541         | 2 547         | 1 940         | 736          | 344             | 5.2        |
| 1940 TO 1949 . . . . .                    | 10 614        | 8            | 80           | 324          | 2 094         | 3 461         | 2 521         | 1 319        | 807             | 5.3        |
| 1939 OR EARLIER . . . . .                 | 18 285        | 39           | 113          | 617          | 2 777         | 5 187         | 4 882         | 2 120        | 2 550           | 5.6        |
| <b>CONDITION AND PLUMBING</b>             |               |              |              |              |               |               |               |              |                 |            |
| SOUND . . . . .                           | 35 867        | 45           | 191          | 741          | 5 239         | 11 602        | 10 012        | 4 403        | 3 634           | 5.5        |
| WITH ALL PLUMBING FACILITIES . . . . .    | 34 223        | 32           | 119          | 578          | 4 582         | 11 199        | 9 809         | 4 332        | 3 572           | 5.6        |
| LACKING SOME OR ALL FACILITIES . . . . .  | 1 644         | 13           | 72           | 163          | 657           | 403           | 203           | 71           | 62              | 4.4        |
| DETERIORATING . . . . .                   | 4 819         | 15           | 48           | 403          | 1 403         | 1 351         | 937           | 313          | 349             | 4.9        |
| WITH ALL PLUMBING FACILITIES . . . . .    | 3 270         | ...          | 12           | 143          | 812           | 1 016         | 719           | 269          | 299             | 5.2        |
| LACKING SOME OR ALL FACILITIES . . . . .  | 1 549         | 15           | 36           | 260          | 591           | 335           | 218           | 44           | 50              | 4.3        |
| DILAPIDATED . . . . .                     | 1 708         | 24           | 106          | 260          | 604           | 421           | 200           | 32           | 61              | 4.3        |
| <b>VALUE-INCOME RATIO</b>                 |               |              |              |              |               |               |               |              |                 |            |
| TOTAL . . . . .                           | 38 208        | 64           | 199          | 978          | 6 251         | 12 262        | 10 317        | 4 396        | 3 741           | 5.4        |
| LESS THAN 1.5 . . . . .                   | 14 291        | 12           | 76           | 435          | 3 175         | 4 746         | 3 409         | 1 236        | 1 202           | 5.2        |
| 1.5 TO 1.9 . . . . .                      | 7 176         | 8            | 28           | 107          | 1 048         | 2 433         | 2 110         | 861          | 581             | 5.5        |
| 2.0 TO 2.9 . . . . .                      | 8 042         | 13           | 4            | 110          | 779           | 2 540         | 2 585         | 1 166        | 845             | 5.7        |
| 3.0 OR MORE . . . . .                     | 8 041         | 31           | 80           | 272          | 1 110         | 2 338         | 2 098         | 1 094        | 1 018           | 5.6        |
| NOT COMPUTED . . . . .                    | 658           | ...          | 11           | 54           | 139           | 205           | 115           | 39           | 95              | 5.1        |
| <b>PERSONS</b>                            |               |              |              |              |               |               |               |              |                 |            |
| 1 PERSON . . . . .                        | 2 931         | 49           | 151          | 329          | 658           | 773           | 536           | 210          | 225             | 4.9        |
| 2 PERSONS . . . . .                       | 11 393        | 11           | 82           | 456          | 2 104         | 3 918         | 2 775         | 1 096        | 951             | 5.3        |
| 3 PERSONS . . . . .                       | 9 014         | 8            | 48           | 224          | 1 547         | 3 070         | 2 361         | 983          | 773             | 5.4        |
| 4 PERSONS . . . . .                       | 8 576         | 8            | 32           | 121          | 1 426         | 2 667         | 2 515         | 1 024        | 783             | 5.5        |
| 5 PERSONS . . . . .                       | 5 384         | 4            | 20           | 126          | 770           | 1 621         | 1 571         | 691          | 581             | 5.6        |
| 6 PERSONS OR MORE . . . . .               | 5 096         | 4            | 12           | 148          | 741           | 1 325         | 1 391         | 744          | 731             | 5.7        |
| MEDIAN . . . . .                          | 3.3           | ...          | 1.8          | 2.3          | 3.1           | 3.2           | 3.5           | 3.6          | 3.6             | ...        |
| <b>RENTER-OCCUPIED UNITS . . . . .</b>    | <b>30 305</b> | <b>1 060</b> | <b>1 617</b> | <b>5 590</b> | <b>10 469</b> | <b>6 442</b>  | <b>3 291</b>  | <b>1 115</b> | <b>721</b>      | <b>4.2</b> |
| <b>BEDROOMS</b>                           |               |              |              |              |               |               |               |              |                 |            |
| NONE . . . . .                            | 1 063         | 883          | 118          | 62           | ...           | ...           | ...           | ...          | ...             | 1.1        |
| 1 . . . . .                               | 8 084         | ...          | 1 365        | 4 695        | 1 816         | 145           | 63            | ...          | ...             | 3.1        |
| 2 . . . . .                               | 14 425        | ...          | 75           | 1 063        | 8 123         | 4 298         | 826           | 40           | ...             | 4.2        |
| 3 OR MORE . . . . .                       | 6 780         | ...          | ...          | ...          | 491           | 2 046         | 2 625         | 966          | 652             | 5.8        |
| <b>BATHROOMS</b>                          |               |              |              |              |               |               |               |              |                 |            |
| 1 . . . . .                               | 22 380        | 174          | 769          | 4 265        | 7 993         | 5 450         | 2 538         | 799          | 392             | 4.2        |
| MORE THAN 1 . . . . .                     | 1 242         | 5            | 29           | 49           | 80            | 152           | 364           | 277          | 286             | 6.3        |
| SHARED OR NONE . . . . .                  | 6 683         | 931          | 822          | 1 239        | 2 426         | 814           | 333           | 60           | 58              | 3.6        |
| <b>YEAR STRUCTURE BUILT</b>               |               |              |              |              |               |               |               |              |                 |            |
| 1959 TO MARCH 1960 . . . . .              | 251           | 12           | 8            | 61           | 85            | 73            | 8             | 4            | ...             | 4.0        |
| 1955 TO 1958 . . . . .                    | 1 220         | 28           | 95           | 135          | 483           | 296           | 143           | 28           | 12              | 4.2        |
| 1950 TO 1954 . . . . .                    | 2 814         | 45           | 153          | 521          | 1 258         | 490           | 230           | 67           | 50              | 4.0        |
| 1940 TO 1949 . . . . .                    | 5 926         | 60           | 278          | 1 251        | 2 444         | 1 222         | 446           | 134          | 91              | 4.1        |
| 1939 OR EARLIER . . . . .                 | 20 094        | 915          | 1 083        | 3 622        | 6 199         | 4 361         | 2 464         | 882          | 568             | 4.2        |
| <b>CONDITION AND PLUMBING</b>             |               |              |              |              |               |               |               |              |                 |            |
| SOUND . . . . .                           | 20 309        | 539          | 814          | 3 630        | 6 861         | 4 568         | 2 410         | 913          | 574             | 4.3        |
| WITH ALL PLUMBING FACILITIES . . . . .    | 18 465        | 149          | 593          | 3 375        | 6 249         | 4 352         | 2 320         | 889          | 538             | 4.3        |
| LACKING SOME OR ALL FACILITIES . . . . .  | 1 844         | 390          | 221          | 255          | 612           | 216           | 90            | 24           | 36              | 3.6        |
| DETERIORATING . . . . .                   | 6 974         | 348          | 433          | 1 235        | 2 585         | 1 400         | 693           | 173          | 107             | 4.1        |
| WITH ALL PLUMBING FACILITIES . . . . .    | 4 196         | 24           | 171          | 704          | 1 536         | 999           | 520           | 144          | 98              | 4.3        |
| LACKING SOME OR ALL FACILITIES . . . . .  | 2 778         | 324          | 262          | 531          | 1 049         | 401           | 173           | 29           | 9               | 3.8        |
| DILAPIDATED . . . . .                     | 3 022         | 173          | 370          | 725          | 1 023         | 474           | 188           | 29           | 40              | 3.7        |
| <b>GROSS RENT AS PERCENTAGE OF INCOME</b> |               |              |              |              |               |               |               |              |                 |            |
| TOTAL . . . . .                           | 30 236        | 1 060        | 1 613        | 5 586        | 10 433        | 6 425         | 3 291         | 1 111        | 717             | 4.2        |
| LESS THAN 10 PERCENT . . . . .            | 4 173         | 88           | 147          | 550          | 1 554         | 1 089         | 519           | 145          | 81              | 4.3        |
| 10 TO 14 PERCENT . . . . .                | 6 055         | 81           | 210          | 934          | 2 212         | 1 442         | 842           | 220          | 114             | 4.3        |
| 15 TO 19 PERCENT . . . . .                | 5 349         | 86           | 180          | 827          | 1 894         | 1 365         | 716           | 213          | 68              | 4.3        |
| 20 TO 24 PERCENT . . . . .                | 2 937         | 76           | 136          | 539          | 994           | 667           | 335           | 112          | 78              | 4.2        |
| 25 TO 34 PERCENT . . . . .                | 3 199         | 156          | 169          | 781          | 1 045         | 541           | 308           | 70           | 129             | 4.0        |
| 35 PERCENT OR MORE . . . . .              | 5 023         | 354          | 473          | 1 283        | 1 683         | 742           | 261           | 135          | 92              | 3.7        |
| NOT COMPUTED . . . . .                    | 3 500         | 219          | 298          | 672          | 1 051         | 579           | 310           | 216          | 155             | 4.0        |
| <b>PERSONS</b>                            |               |              |              |              |               |               |               |              |                 |            |
| 1 PERSON . . . . .                        | 4 655         | 794          | 772          | 1 554        | 961           | 316           | 159           | 48           | 51              | 3.0        |
| 2 PERSONS . . . . .                       | 7 248         | 166          | 442          | 2 001        | 2 570         | 1 300         | 539           | 125          | 105             | 3.9        |
| 3 PERSONS . . . . .                       | 6 267         | 60           | 178          | 981          | 2 575         | 1 588         | 616           | 185          | 84              | 4.2        |
| 4 PERSONS . . . . .                       | 4 910         | 24           | 92           | 469          | 1 983         | 1 292         | 645           | 271          | 134             | 4.4        |
| 5 PERSONS . . . . .                       | 3 200         | 4            | 73           | 287          | 1 011         | 873           | 652           | 212          | 88              | 4.8        |
| 6 PERSONS OR MORE . . . . .               | 4 025         | 12           | 60           | 298          | 1 369         | 1 073         | 680           | 274          | 259             | 4.8        |
| MEDIAN . . . . .                          | 3.0           | 1.2          | 1.6          | 2.1          | 3.2           | 3.5           | 4.0           | 4.2          | 4.4             | ...        |

Table A-6.—UNITS IN STRUCTURE FOR OWNER- AND RENTER-OCCUPIED HOUSING UNITS, FOR THE SMSA: 1960

[Based on sample; median not shown where base is insufficient; see text. Plus (+) or minus (-) after number indicates median above or below that number]

| SUBJECT                                    | OWNER OCCUPIED |        |                 |          | RENTER OCCUPIED |        |         |               |               |                  |          |
|--|----------------|--------|-----------------|----------|-----------------|--------|---------|---------------|---------------|------------------|----------|
|  | TOTAL          | 1 UNIT | 2 UNITS OR MORE | TRAILERS | TOTAL           | 1 UNIT | 2 UNITS | 3 AND 4 UNITS | 5 TO 19 UNITS | 20 UNITS OR MORE | TRAILERS |
| ALL OCCUPIED UNITS . . . . .               | 42 394         | 40 475 | 1 424           | 495      | 30 305          | 22 034 | 2 328   | 2 515         | 2 900         | 473              | 55       |
| ROOMS                                      |                |        |                 |          |                 |        |         |               |               |                  |          |
| 1 ROOM . . . . .                           | 71             | 67     | ...             | 4        | 1 110           | 291    | 55      | 107           | 506           | 140              | 11       |
| 2 ROOMS . . . . .                          | 359            | 242    | 27              | 90       | 1 620           | 951    | 133     | 153           | 291           | 80               | 12       |
| 3 ROOMS . . . . .                          | 1 410          | 1 064  | 154             | 192      | 5 553           | 3 319  | 653     | 750           | 684           | 119              | 28       |
| 4 ROOMS . . . . .                          | 7 290          | 6 647  | 462             | 181      | 10 499          | 7 841  | 811     | 926           | 827           | 94               | ...      |
| 5 ROOMS . . . . .                          | 13 233         | 12 786 | 419             | 28       | 6 416           | 5 159  | 452     | 399           | 381           | 25               | ...      |
| 6 ROOMS . . . . .                          | 11 336         | 11 226 | 110             | ...      | 3 235           | 2 843  | 132     | 104           | 156           | ...              | ...      |
| 7 ROOMS OR MORE . . . . .                  | 8 695          | 8 443  | 252             | ...      | 1 872           | 1 630  | 92      | 76            | 55            | 15               | 4        |
| MEDIAN . . . . .                           | 5.4            | 5.5    | 4.7             | 3.3      | 4.2             | 4.3    | 3.9     | 3.8           | 3.5           | 2.6              | ...      |
| YEAR STRUCTURE BUILT                       |                |        |                 |          |                 |        |         |               |               |                  |          |
| 1959 TO MARCH 1960 . . . . .               | 1 167          | 1 078  | ...             | 89       | 218             | 185    | 5       | 10            | 14            | ...              | 4        |
| 1955 TO 1958 . . . . .                     | 4 815          | 4 560  | 14              | 241      | 1 271           | 916    | 72      | 87            | 188           | ...              | 8        |
| 1950 TO 1954 . . . . .                     | 7 590          | 7 371  | 108             | 111      | 2 867           | 2 192  | 150     | 260           | 227           | 30               | 8        |
| 1940 TO 1949 . . . . .                     | 10 587         | 10 018 | 533             | 36       | 5 983           | 4 658  | 555     | 382           | 244           | 128              | 16       |
| 1939 OR EARLIER . . . . .                  | 18 235         | 17 448 | 769             | 18       | 19 966          | 14 083 | 1 546   | 1 776         | 2 227         | 315              | 19       |
| CONDITION AND PLUMBING                     |                |        |                 |          |                 |        |         |               |               |                  |          |
| SOUND . . . . .                            | 35 887         | 34 218 | 1 213           | 456      | 20 314          | 13 816 | 1 756   | 1 928         | 2 343         | 443              | 28       |
| WITH ALL PLUMBING FACIL. . . . .           | 34 201         | 32 596 | 1 177           | 428      | 18 413          | 12 551 | 1 675   | 1 833         | 1 997         | 333              | 24       |
| LACKING SOME OR ALL FACIL. . . . .         | 1 686          | 1 622  | 36              | 28       | 1 901           | 1 265  | 81      | 95            | 346           | 110              | 4        |
| DETERIORATING . . . . .                    | 4 801          | 4 608  | 169             | 24       | 6 959           | 5 552  | 445     | 480           | 440           | 15               | 27       |
| WITH ALL PLUMBING FACIL. . . . .           | 3 275          | 3 119  | 144             | 12       | 4 169           | 3 177  | 352     | 414           | 226           | ...              | ...      |
| LACKING SOME OR ALL FACIL. . . . .         | 1 526          | 1 489  | 25              | 12       | 2 790           | 2 375  | 93      | 66            | 214           | 15               | 27       |
| DILAPIDATED . . . . .                      | 1 706          | 1 649  | 42              | 15       | 3 032           | 2 666  | 127     | 107           | 117           | 15               | ...      |
| GROSS RENT                                 |                |        |                 |          |                 |        |         |               |               |                  |          |
| TOTAL . . . . .                            | ...            | ...    | ...             | ...      | 30 239          | 21 968 | 2 328   | 2 515         | 2 900         | 473              | 55       |
| LESS THAN \$30 . . . . .                   | ...            | ...    | ...             | ...      | 2 341           | 1 901  | 61      | 50            | 297           | 25               | 7        |
| \$30 TO \$39 . . . . .                     | ...            | ...    | ...             | ...      | 2 760           | 1 980  | 105     | 95            | 512           | 60               | 8        |
| \$40 TO \$49 . . . . .                     | ...            | ...    | ...             | ...      | 2 943           | 2 098  | 196     | 243           | 334           | 64               | 8        |
| \$50 TO \$59 . . . . .                     | ...            | ...    | ...             | ...      | 3 779           | 2 642  | 435     | 336           | 352           | 10               | 4        |
| \$60 TO \$69 . . . . .                     | ...            | ...    | ...             | ...      | 4 262           | 2 965  | 444     | 524           | 319           | 10               | ...      |
| \$70 TO \$79 . . . . .                     | ...            | ...    | ...             | ...      | 3 864           | 2 799  | 405     | 375           | 265           | 20               | ...      |
| \$80 TO \$99 . . . . .                     | ...            | ...    | ...             | ...      | 4 459           | 3 100  | 360     | 472           | 424           | 99               | 4        |
| \$100 TO \$119 . . . . .                   | ...            | ...    | ...             | ...      | 1 879           | 1 120  | 161     | 235           | 268           | 95               | ...      |
| \$120 OR MORE . . . . .                    | ...            | ...    | ...             | ...      | 1 182           | 813    | 46      | 155           | 104           | 64               | ...      |
| NO CASH RENT . . . . .                     | ...            | ...    | ...             | ...      | 2 770           | 2 550  | 115     | 30            | 25            | 26               | 24       |
| MEDIAN . . . . . DOLLARS . . . . .         | ...            | ...    | ...             | ...      | 64              | 64     | 67      | 70            | 58            | 87               | ...      |
| HEATING EQUIPMENT                          |                |        |                 |          |                 |        |         |               |               |                  |          |
| STEAM OR HOT WATER . . . . .               | 675            | 621    | 54              | ...      | 1 619           | 474    | 25      | 67            | 810           | 243              | ...      |
| WARM AIR FURNACE . . . . .                 | 12 525         | 11 723 | 579             | 223      | 3 015           | 1 804  | 354     | 470           | 333           | 50               | 4        |
| FLOOR, WALL, OR PIPELESS FURNACE . . . . . | 13 649         | 13 316 | 274             | 59       | 5 928           | 5 133  | 348     | 327           | 92            | 20               | 8        |
| BUILT-IN ELECTRIC UNIT . . . . .           | 206            | 198    | ...             | 8        | 65              | 26     | 4       | ...           | 35            | ...              | ...      |
| OTHER MEANS WITH FLUE . . . . .            | 4 191          | 3 918  | 138             | 135      | 5 028           | 3 788  | 311     | 437           | 383           | 85               | 24       |
| OTHER MEANS WITHOUT FLUE . . . . .         | 11 084         | 10 635 | 379             | 70       | 14 533          | 10 713 | 1 271   | 1 214         | 1 241         | 75               | 19       |
| NONE . . . . .                             | 64             | 64     | ...             | ...      | 117             | 96     | 15      | ...           | 6             | ...              | ...      |
| PERSONS                                    |                |        |                 |          |                 |        |         |               |               |                  |          |
| 1 PERSON . . . . .                         | 2 906          | 2 489  | 346             | 71       | 4 666           | 2 336  | 426     | 585           | 1 007         | 285              | 27       |
| 2 PERSONS . . . . .                        | 11 438         | 10 776 | 490             | 172      | 7 429           | 4 782  | 724     | 933           | 839           | 143              | 8        |
| 3 PERSONS . . . . .                        | 8 903          | 8 530  | 252             | 121      | 6 100           | 4 572  | 509     | 517           | 468           | 30               | 4        |
| 4 PERSONS . . . . .                        | 8 549          | 8 287  | 179             | 83       | 4 888           | 4 024  | 340     | 305           | 202           | 5                | 12       |
| 5 PERSONS . . . . .                        | 5 405          | 5 273  | 96              | 36       | 3 215           | 2 764  | 171     | 106           | 170           | ...              | 4        |
| 6 PERSONS OR MORE . . . . .                | 5 193          | 5 120  | 61              | 12       | 4 007           | 3 556  | 158     | 69            | 214           | 10               | ...      |
| MEDIAN . . . . .                           | 3.3            | 3.3    | 2.2             | 2.5      | 3.0             | 3.4    | 2.5     | 2.2           | 2.0           | 1.3              | ...      |
| YEAR MOVED INTO UNIT                       |                |        |                 |          |                 |        |         |               |               |                  |          |
| 1959 TO MARCH 1960 . . . . .               | 4 380          | 4 052  | 106             | 222      | 11 515          | 7 883  | 1 040   | 1 115         | 1 283         | 158              | 36       |
| 1958 . . . . .                             | 3 135          | 2 905  | 137             | 93       | 4 124           | 3 099  | 304     | 335           | 348           | 34               | 4        |
| 1950 TO 1957 . . . . .                     | 18 091         | 17 426 | 492             | 173      | 10 303          | 7 575  | 738     | 857           | 947           | 175              | 11       |
| 1940 TO 1949 . . . . .                     | 9 403          | 9 060  | 343             | ...      | 2 733           | 2 144  | 195     | 111           | 213           | 66               | 4        |
| 1939 OR EARLIER . . . . .                  | 7 385          | 7 032  | 346             | 7        | 1 630           | 1 333  | 51      | 97            | 109           | 40               | ...      |



Table A-8.—OCCUPIED HOUSING UNITS SHARING OR LACKING SPECIFIED FACILITIES, FOR THE SMSA: 1960

[Based on sample; the "total" columns are not additive; see text]

| SUBJECT  | UNITS SHARING-- |             |                               |                         |              |                                | UNITS WITH NO BATH AND/OR TOILET <sup>1</sup> |                           |
|--|-----------------|-------------|-------------------------------|-------------------------|--------------|--------------------------------|---|---------------------------|
|  | TOTAL           | ACCESS ONLY | ACCESS AND BATH AND/OR TOILET | BATH AND/OR TOILET ONLY | COOKING ONLY | COOKING AND BATH AND/OR TOILET | TOTAL   | SHARING ACCESS OR COOKING |
| <b>UNITS IN STRUCTURE</b>                          |                 |             |                               |                         |              |                                |   |                           |
| OWNER OCCUPIED . . . . .                           | 165             | 5           | ...                           | 146                     | 4            | 10                             | 4 069   | 6                         |
| 1 . . . . .  | 4               | ...         | ...                           | ...                     | 4            | ...                            | 4 021   | ...                       |
| 2 OR MORE . . . . .                                | 161             | 5           | ...                           | 146                     | ...          | 10                             | 48  | 6                         |
| RENTER OCCUPIED . . . . .                          | 1 476           | 10          | 30                            | 922                     | 81           | 433                            | 5 055   | 35                        |
| 1 . . . . .  | 52              | ...         | ...                           | ...                     | 52           | ...                            | 4 947   | 30                        |
| 2 . . . . .  | 141             | ...         | 15                            | 105                     | ...          | 21                             | 87  | ...                       |
| 3 AND 4 . . . . .                                  | 259             | 5           | ...                           | 222                     | 5            | 27                             | 16  | 5                         |
| 5 TO 19 . . . . .                                  | 853             | 5           | 15                            | 529                     | 19           | 285                            | 5   | ...                       |
| 20 OR MORE . . . . .                               | 171             | ...         | ...                           | 66                      | 5            | 100                            | ...   | ...                       |
| <b>RENTER-OCCUPIED UNITS . . . . .</b>             | <b>1 452</b>    | <b>14</b>   | <b>25</b>                     | <b>918</b>              | <b>87</b>    | <b>408</b>                     | <b>5 061</b>                                  | <b>29</b>                 |
| <b>YEAR STRUCTURE BUILT</b>                        |                 |             |                               |                         |              |                                |   |                           |
| 1955 TO MARCH 1960 . . . . .                       | 17              | 5           | ...                           | 8                       | ...          | 4                              | 288   | ...                       |
| 1950 TO 1954 . . . . .                             | 21              | ...         | ...                           | 12                      | 4            | 5                              | 359   | ...                       |
| 1940 TO 1949 . . . . .                             | 69              | ...         | ...                           | 65                      | 4            | ...                            | 877   | ...                       |
| 1939 OR EARLIER . . . . .                          | 1 345           | 9           | 25                            | 833                     | 79           | 399                            | 3 537   | 25                        |
| <b>CONDITION</b>                                   |                 |             |                               |                         |              |                                |   |                           |
| SOUND . . . . .                                    | 730             | 10          | 17                            | 396                     | 49           | 258                            | 1 117   | ...                       |
| DETERIORATING . . . . .                            | 484             | 4           | 4                             | 379                     | 17           | 80                             | 2 229   | 8                         |
| DILAPIDATED . . . . .                              | 238             | ...         | 4                             | 143                     | 21           | 70                             | 1 715   | 21                        |
| <b>INCOME IN 1959<sup>2</sup></b>                  |                 |             |                               |                         |              |                                |   |                           |
| LESS THAN \$2,000 . . . . .                        | 886             | 14          | 20                            | 553                     | 49           | 250                            | 2 503   | 25                        |
| \$2,000 TO \$3,999 . . . . .                       | 335             | ...         | ...                           | 228                     | 21           | 86                             | 1 205   | 4                         |
| \$4,000 TO \$5,999 . . . . .                       | 147             | ...         | 5                             | 89                      | 9            | 44                             | 898   | ...                       |
| \$6,000 TO \$7,999 . . . . .                       | 64              | ...         | ...                           | 36                      | 8            | 20                             | 325   | ...                       |
| \$8,000 TO \$9,999 . . . . .                       | 16              | ...         | ...                           | 8                       | ...          | 8                              | 80  | ...                       |
| \$10,000 OR MORE . . . . .                         | 4               | ...         | ...                           | 4                       | ...          | ...                            | 50  | ...                       |
| <b>GROSS RENT</b>                                  |                 |             |                               |                         |              |                                |   |                           |
| TOTAL . . . . .                                    | 1 448           | 14          | 25                            | 914                     | 87           | 408                            | 5 020   | 29                        |
| LESS THAN \$20 . . . . .                           | 38              | ...         | 4                             | 22                      | ...          | 12                             | 489   | ...                       |
| \$20 TO \$39 . . . . .                             | 613             | 5           | 8                             | 333                     | 8            | 259                            | 2 164   | 8                         |
| \$40 TO \$59 . . . . .                             | 484             | ...         | 5                             | 384                     | 4            | 91                             | 928   | 4                         |
| \$60 TO \$79 . . . . .                             | 152             | 9           | 4                             | 106                     | 8            | 25                             | 158   | 4                         |
| \$80 TO \$99 . . . . .                             | 41              | ...         | ...                           | 33                      | 4            | 4                              | 57  | ...                       |
| \$100 TO \$119 . . . . .                           | 16              | ...         | ...                           | 16                      | ...          | ...                            | 4   | ...                       |
| \$120 OR MORE . . . . .                            | 24              | ...         | ...                           | ...                     | 20           | 4                              | 4   | ...                       |
| NO CASH RENT . . . . .                             | 80              | ...         | 4                             | 20                      | 43           | 13                             | 1 196   | 13                        |
| <b>PERSONS</b>                                     |                 |             |                               |                         |              |                                |   |                           |
| 1 PERSON . . . . .                                 | 855             | 5           | 12                            | 442                     | 54           | 342                            | 548   | 13                        |
| 2 PERSONS . . . . .                                | 327             | ...         | 9                             | 257                     | 12           | 49                             | 854   | 8                         |
| 3 PERSONS . . . . .                                | 114             | 4           | ...                           | 98                      | 4            | 8                              | 796   | 4                         |
| 4 PERSONS OR MORE . . . . .                        | 156             | 5           | 4                             | 121                     | 17           | 9                              | 2 863   | 4                         |
| <b>HOUSEHOLD COMPOSITION</b>                       |                 |             |                               |                         |              |                                |   |                           |
| <b>TWO-OR-MORE-PERSON HOUSEHOLDS</b>               |                 |             |                               |                         |              |                                |   |                           |
| MALE HEAD, WIFE PRESENT, NO NONRELATIVES . . . . . | 597             | 9           | 13                            | 476                     | 33           | 66                             | 4 513   | 16                        |
| UNDER 45 YEARS . . . . .                           | 383             | 9           | 9                             | 315                     | 17           | 33                             | 3 564   | 8                         |
| 45 TO 64 YEARS . . . . .                           | 215             | 5           | 5                             | 189                     | 4            | 12                             | 2 106   | ...                       |
| 65 YEARS AND OVER . . . . .                        | 144             | 4           | 4                             | 102                     | 13           | 21                             | 1 072   | 8                         |
| OTHER MALE HEAD . . . . .                          | 24              | ...         | ...                           | 24                      | ...          | ...                            | 386   | ...                       |
| UNDER 65 YEARS . . . . .                           | 71              | ...         | 4                             | 47                      | 16           | 4                              | 310   | 8                         |
| 65 YEARS AND OVER . . . . .                        | 63              | ...         | ...                           | 43                      | 16           | 4                              | 244   | 8                         |
| FEMALE HEAD . . . . .                              | 8               | ...         | 4                             | 4                       | ...          | ...                            | 66  | ...                       |
| UNDER 65 YEARS . . . . .                           | 143             | ...         | ...                           | 114                     | ...          | 29                             | 639   | ...                       |
| 65 YEARS AND OVER . . . . .                        | 114             | ...         | ...                           | 102                     | ...          | 12                             | 522   | ...                       |
| ONE-PERSON HOUSEHOLDS . . . . .                    | 29              | ...         | ...                           | 12                      | ...          | 17                             | 117   | ...                       |
| UNDER 65 YEARS . . . . .                           | 855             | 5           | 12                            | 442                     | 54           | 342                            | 548   | 13                        |
| 65 YEARS AND OVER . . . . .                        | 626             | ...         | 12                            | 316                     | 36           | 262                            | 309   | 8                         |
| YEAR MOVED INTO UNIT                               | 229             | 5           | ...                           | 126                     | 18           | 80                             | 239   | 5                         |
| <b>YEAR MOVED INTO UNIT</b>                        |                 |             |                               |                         |              |                                |   |                           |
| 1959 TO MARCH 1960 . . . . .                       | 740             | 5           | 9                             | 465                     | 40           | 221                            | 1 397   | 8                         |
| 1958 . . . . .                                     | 160             | ...         | ...                           | 127                     | ...          | 33                             | 512   | ...                       |
| 1950 TO 1957 . . . . .                             | 411             | 9           | 16                            | 240                     | 21           | 125                            | 1 944   | 13                        |
| 1949 OR EARLIER . . . . .                          | 141             | ...         | ...                           | 86                      | 26           | 29                             | 1 208   | 8                         |
| <b>TYPE OF HOUSEHOLD</b>                           |                 |             |                               |                         |              |                                |   |                           |
| <b>HOUSEHOLDS WITHOUT NONRELATIVES</b>             |                 |             |                               |                         |              |                                |   |                           |
| MALE HEAD, WIFE PRESENT . . . . .                  | 1 372           | 14          | 25                            | 867                     | 83           | 383                            | 4 895   | 29                        |
| 2 PERSONS . . . . .                                | 383             | 9           | 9                             | 315                     | 17           | 33                             | 3 564   | 8                         |
| 3 PERSONS . . . . .                                | 221             | ...         | 5                             | 191                     | ...          | 25                             | 548   | ...                       |
| 4 PERSONS OR MORE . . . . .                        | 52              | 4           | ...                           | 44                      | ...          | 4                              | 583   | 4                         |
| OTHER HOUSEHOLD GROUPS . . . . .                   | 110             | 5           | 4                             | 80                      | 17           | 4                              | 2 433   | 4                         |
| HOUSEHOLDS WITH NONRELATIVES . . . . .             | 989             | 5           | 16                            | 552                     | 66           | 350                            | 1 331   | 21                        |
| HOUSEHOLDS WITH NONRELATIVES . . . . .             | 80              | ...         | ...                           | 51                      | 4            | 25                             | 166   | ...                       |
| <b>ROOMS AND PERSONS</b>                           |                 |             |                               |                         |              |                                |   |                           |
| 1 ROOM . . . . .                                   | 730             | 4           | 12                            | 321                     | 24           | 369                            | 165   | 4                         |
| 1 PERSON . . . . .                                 | 568             | ...         | 8                             | 219                     | 20           | 321                            | 85  | ...                       |
| 2 PERSONS OR MORE . . . . .                        | 162             | ...         | 4                             | 102                     | 4            | 48                             | 80  | 4                         |
| 2 ROOMS . . . . .                                  | 384             | 5           | 4                             | 336                     | 17           | 22                             | 430   | 5                         |
| 1 PERSON . . . . .                                 | 192             | 5           | ...                           | 157                     | 13           | 17                             | 118   | 5                         |
| 2 AND 3 PERSONS . . . . .                          | 172             | ...         | ...                           | 163                     | 4            | 5                              | 155   | ...                       |
| 4 PERSONS OR MORE . . . . .                        | 20              | ...         | 4                             | 16                      | ...          | ...                            | 157   | ...                       |
| 3 ROOMS . . . . .                                  | 190             | ...         | 9                             | 152                     | 25           | 4                              | 1 076   | 12                        |
| 4 ROOMS . . . . .                                  | 77              | ...         | ...                           | 60                      | 9            | 8                              | 2 228   | ...                       |
| 5 ROOMS OR MORE . . . . .                          | 71              | 5           | ...                           | 49                      | 12           | 5                              | 1 162   | 8                         |

<sup>1</sup> EXCLUDES UNITS SHARING BATH AND/OR TOILET; SEE TEXT.

<sup>2</sup> INCOME OF PRIMARY FAMILIES AND INDIVIDUALS.

Table A-9.—DURATION OF VACANCY, FOR AVAILABLE VACANT HOUSING UNITS, FOR THE SMSA: 1960

[Based on sample; see text. Median not shown where base is less than 200; plus (+) or minus (-) after number indicates median above or below that number]

| SUBJECT  | TOTAL  | LESS THAN 4 MONTHS | 4 UP TO 6 MONTHS | 6 MONTHS OR MORE | SUBJECT                                       | TOTAL | LESS THAN 1 MONTH | 1 UP TO 4 MONTHS | 4 MONTHS OR MORE |
|--|--------|--------------------|------------------|------------------|---|-------|-------------------|------------------|------------------|
| VACANT AVAILABLE FOR SALE . . . . .            | 406    | 214                | 35               | 157              | VACANT AVAILABLE FOR RENT . . . . .           | 1 838 | 385               | 616              | 837              |
| ROOMS  |        |                    |                  |                  | ROOMS   |       |                   |                  |                  |
| 1 TO 3 ROOMS . . . . .                         | 16     | ...                | ...              | 16               | 1 ROOM . . . . .                              | 90    | 29                | 30               | 31               |
| 4 ROOMS . . . . .                              | 111    | 60                 | 17               | 34               | 2 ROOMS . . . . .                             | 138   | 51                | 35               | 52               |
| 5 ROOMS . . . . .                              | 149    | 85                 | 9                | 55               | 3 ROOMS . . . . .                             | 419   | 96                | 157              | 166              |
| 6 ROOMS . . . . .                              | 72     | 44                 | 9                | 19               | 4 ROOMS . . . . .                             | 708   | 135               | 233              | 340              |
| 7 ROOMS OR MORE . . . . .                      | 58     | 25                 | ...              | 33               | 5 ROOMS OR MORE . . . . .                     | 483   | 74                | 161              | 248              |
| BEDROOMS                                       |        |                    |                  |                  | BEDROOMS                                      |       |                   |                  |                  |
| 0 AND 1 . . . . .                              | ...    | ...                | ...              | ...              | 0 AND 1 . . . . .                             | 996   | 290               | 205              | 501              |
| 2 . . . . .                                    | 111    | 40                 | ...              | 71               | 2 . . . . .                                   | 647   | 88                | 267              | 292              |
| 3 OR MORE . . . . .                            | 197    | 109                | 19               | 69               | 3 OR MORE . . . . .                           | 287   | 22                | 85               | 180              |
| UNITS IN STRUCTURE                             |        |                    |                  |                  | UNITS IN STRUCTURE                            |       |                   |                  |                  |
| 1 . . . . .                                    | 424    | 233                | 38               | 153              | 1 . . . . .                                   | 1 286 | 201               | 406              | 679              |
| 2 . . . . .                                    | ...    | ...                | ...              | ...              | 2 TO 9 . . . . .                              | 488   | 164               | 209              | 115              |
| 3 OR MORE . . . . .                            | ...    | ...                | ...              | ...              | 10 TO 19 . . . . .                            | 25    | 5                 | 15               | 5                |
| YEAR STRUCTURE BUILT                           |        |                    |                  |                  | 20 OR MORE . . . . .                          | 26    | 10                | 5                | 11               |
| 1959 TO MARCH 1960 . . . . .                   | 110    | 84                 | 11               | 15               | YEAR STRUCTURE BUILT                          |       |                   |                  |                  |
| 1950 TO 1958 . . . . .                         | 105    | 56                 | 10               | 39               | 1959 TO MARCH 1960 . . . . .                  | 46    | 9                 | ...              | 37               |
| 1949 OR EARLIER . . . . .                      | 191    | 74                 | 14               | 103              | 1950 TO 1958 . . . . .                        | 165   | 26                | 83               | 56               |
| PLUMBING                                       |        |                    |                  |                  | 1949 OR EARLIER . . . . .                     | 1 627 | 350               | 533              | 744              |
| WITH ALL PLUMBING FACILITIES . . . . .         | 349    | 185                | 30               | 134              | PLUMBING                                      |       |                   |                  |                  |
| LACKING SOME OR ALL FACILITIES . . . . .       | 57     | 29                 | 5                | 23               | WITH ALL PLUMBING FACILITIES . . . . .        | 1 251 | 329               | 484              | 438              |
| HEATING EQUIPMENT                              |        |                    |                  |                  | LACKING SOME OR ALL FACILITIES . . . . .      | 587   | 56                | 132              | 399              |
| STEAM, HOT WATER, WARM AIR FURNACE . . . . .   | 178    | 117                | 8                | 53               | RENT ASKED                                    |       |                   |                  |                  |
| OTHER . . . . .                                | 224    | 93                 | 27               | 104              | TOTAL . . . . .                               | 1 757 | 385               | 604              | 768              |
| NONE . . . . .                                 | 4      | 4                  | ...              | ...              | LESS THAN \$40 . . . . .                      | 864   | 140               | 232              | 492              |
| SALE PRICE ASKED                               |        |                    |                  |                  | \$40 TO \$59 . . . . .                        | 566   | 154               | 236              | 176              |
| TOTAL . . . . .                                | 393    | 209                | 35               | 149              | \$60 TO \$79 . . . . .                        | 191   | 56                | 83               | 52               |
| LESS THAN \$5,000 . . . . .                    | 84     | 37                 | 11               | 36               | \$80 TO \$99 . . . . .                        | 114   | 27                | 48               | 39               |
| \$5,000 TO \$9,900 . . . . .                   | 66     | 23                 | 11               | 32               | \$100 OR MORE . . . . .                       | 22    | 8                 | 5                | 9                |
| \$10,000 TO \$14,900 . . . . .                 | 99     | 46                 | 13               | 40               | MEDIAN RENT ASKED . . . . . DOLLARS . . . . . | 41    | 47                | 46               | 40-              |
| \$15,000 TO \$19,900 . . . . .                 | 39     | 29                 | ...              | 10               |   |       |                   |                  |                  |
| \$20,000 TO \$24,900 . . . . .                 | 52     | 43                 | ...              | 9                |   |       |                   |                  |                  |
| \$25,000 OR MORE . . . . .                     | 53     | 31                 | ...              | 22               |   |       |                   |                  |                  |
| MEDIAN PRICE ASKED . . . . . DOLLARS . . . . . | 12 300 | 14 800             | ...              | ...              |   |       |                   |                  |                  |

Table A-10.—RENT ASKED FOR VACANT HOUSING UNITS AVAILABLE FOR RENT, FOR THE SMSA: 1960

[Based on sample; see text]

| SUBJECT                                  | TOTAL | LESS THAN \$40 | \$40 TO \$59 | \$60 TO \$79 | \$80 TO \$99 | \$100 OR MORE |
|--|-------|----------------|--------------|--------------|--------------|---------------|
| VACANT AVAILABLE FOR RENT . . . . .      | 1 757 | 864            | 566          | 191          | 114          | 22            |
| BEDROOMS                                 |       |                |              |              |              |               |
| 0 AND 1 . . . . .                        | 953   | 523            | 336          | 70           | ...          | 24            |
| 2 . . . . .                              | 604   | 261            | 277          | 48           | ...          | 18            |
| 3 OR MORE . . . . .                      | 265   | 66             | 70           | 67           | 62           | ...           |
| UNITS IN STRUCTURE                       |       |                |              |              |              |               |
| 1 . . . . .                              | 1 207 | 726            | 305          | 132          | 32           | 12            |
| 2 TO 4 . . . . .                         | 385   | 79             | 182          | 55           | 64           | 5             |
| 5 OR MORE . . . . .                      | 154   | 76             | 42           | 11           | 25           | ...           |
| YEAR STRUCTURE BUILT                     |       |                |              |              |              |               |
| 1959 TO MARCH 1960 . . . . .             | 28    | ...            | 15           | 4            | 5            | 4             |
| 1950 TO 1958 . . . . .                   | 157   | 73             | 53           | 9            | 22           | ...           |
| 1949 OR EARLIER . . . . .                | 1 572 | 791            | 498          | 178          | 87           | 18            |
| PLUMBING                                 |       |                |              |              |              |               |
| WITH ALL PLUMBING FACILITIES . . . . .   | 1 215 | 368            | 532          | 183          | 114          | 18            |
| LACKING SOME OR ALL FACILITIES . . . . . | 542   | 496            | 34           | 8            | ...          | 4             |
| INCLUSION OF UTILITIES IN RENT           |       |                |              |              |              |               |
| ALL UTILITIES INCLUDED . . . . .         | 187   | 82             | 59           | 20           | 22           | 4             |
| SOME OR NO UTILITIES INCLUDED . . . . .  | 1 570 | 782            | 507          | 171          | 92           | 18            |

# CHARLOTTE

NORTH CAROLINA

## STANDARD METROPOLITAN STATISTICAL AREA

Statistics for a standard metropolitan statistical area of 100,000 inhabitants or more, and for each place of 100,000 inhabitants or more within the area, are presented in a series of standard tables. The tables are arranged by area and the subjects are the same in the tables having the same basic number. The prefix letter "A" has been assigned to the tables for the total SMSA; tables for places, which follow in alphabetical order, have the prefix letter "B," "C," etc. Tables 1 to 10 are presented in each report. Tables 11 to 14, which are for units with nonwhite household heads, are given if the SMSA or place has 25,000 or more such units.

### LIST OF TABLES

[Page numbers listed here omit the chapter number which appears as part of the page number for each page. The chapter number for this area is 41]

| Table title  | Standard metropolitan statistical area<br>(Prefix A) | Charlotte city<br>(Prefix B) |
|--|--|------------------------------|
|  | <i>Page</i>  | <i>Page</i>                  |
| Table 1.—Value of owner-occupied housing units .....   | 3  | 12                           |
| Table 2.—Gross rent of renter-occupied housing units .....   | 4  | 13                           |
| Table 3.—Income in 1959 of primary families and individuals in owner- and renter-occupied housing units..... | 5  | 14                           |
| Table 4.—Condition and plumbing facilities for owner- and renter-occupied housing units.....                 | 6  | 15                           |
| Table 5.—Rooms in owner- and renter-occupied housing units .....   | 7  | 16                           |
| Table 6.—Units in structure for owner- and renter-occupied housing units ...                                 | 8  | 17                           |
| Table 7.—Household composition for owner- and renter-occupied housing units                                  | 9  | 18                           |
| Table 8.—Occupied housing units sharing or lacking specified facilities .....                                | 10   | 19                           |
| Table 9.—Duration of vacancy for available vacant housing units .....  | 11   | 20                           |
| Table 10.—Rent asked for vacant housing units available for rent.....  | 11   | 20                           |

# Charlotte, N.C.

## STANDARD METROPOLITAN STATISTICAL AREA

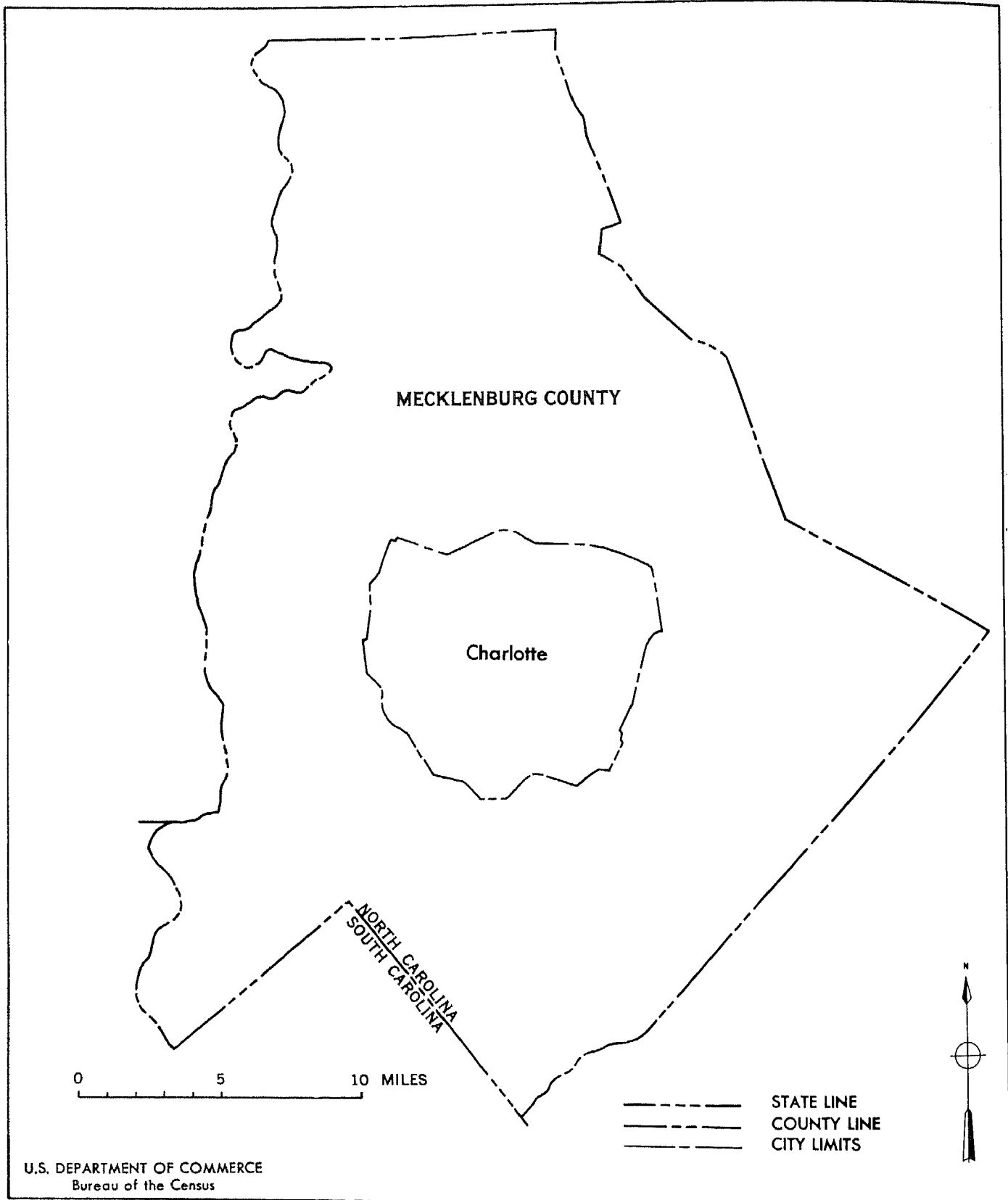




Table A-1.—VALUE OF OWNER-OCCUPIED HOUSING UNITS, FOR THE SMSA: 1960

(Based on sample; median not shown where base is insufficient; see text. Plus (+) or minus (-) after number indicates median above or below that number)

| SUBJECT   | TOTAL  | VALUE             |                    |                    |                      |                      |                      |                      |                      |                  |                  |
|---|--------|-------------------|--------------------|--------------------|----------------------|----------------------|----------------------|----------------------|----------------------|------------------|------------------|
|   |        | LESS THAN \$5,000 | \$5,000 TO \$7,400 | \$7,500 TO \$9,900 | \$10,000 TO \$12,400 | \$12,500 TO \$14,900 | \$15,000 TO \$17,400 | \$17,500 TO \$19,900 | \$20,000 TO \$24,900 | \$25,000 OR MORE | MEDIAN (DOLLARS) |
| OWNER-OCCUPIED UNITS. . . . .                     | 40 482 | 3 520             | 4 384              | 5 995              | 6 949                | 5 913                | 4 254                | 2 716                | 2 886                | 3 865            | 12 300           |
| ROOMS   |        |                   |                    |                    |                      |                      |                      |                      |                      |                  |                  |
| 1 AND 2 ROOMS . . . . .                           | 72     | 49                | 4                  | 4                  | 4                    | ***                  | ***                  | ***                  | ***                  | 11               | ***              |
| 3 ROOMS . . . . .                                 | 459    | 292               | 116                | 27                 | 12                   | 4                    | 4                    | ***                  | ***                  | 4                | 5 000-           |
| 4 ROOMS . . . . .                                 | 4 407  | 1 306             | 1 225              | 1 184              | 394                  | 142                  | 71                   | 24                   | 24                   | 37               | 6 800            |
| 5 ROOMS . . . . .                                 | 13 819 | 1 163             | 1 788              | 2 743              | 3 762                | 2 608                | 1 046                | 392                  | 190                  | 127              | 10 800           |
| 6 ROOMS . . . . .                                 | 11 935 | 532               | 936                | 1 521              | 2 025                | 2 338                | 2 099                | 1 188                | 877                  | 420              | 13 500           |
| 7 ROOMS . . . . .                                 | 5 752  | 119               | 195                | 349                | 483                  | 584                  | 736                  | 828                  | 1 114                | 1 344            | 18 700           |
| 8 ROOMS OR MORE . . . . .                         | 4 038  | 59                | 121                | 167                | 269                  | 237                  | 298                  | 284                  | 681                  | 1 922            | 24 300           |
| MEDIAN. . . . .                                   | 5.6    | 4.6               | 5.0                | 5.1                | 5.3                  | 5.6                  | 6.0                  | 6.3                  | 6.8                  | 7.5              | ***              |
| BEDROOMS  |        |                   |                    |                    |                      |                      |                      |                      |                      |                  |                  |
| 0 TO 2. . . . .                                   | 17 780 | 2 410             | 2 731              | 3 609              | 3 624                | 2 880                | 1 124                | 527                  | 562                  | 313              | 10 100           |
| 3 . . . . .                                       | 18 065 | 939               | 1 249              | 1 845              | 2 805                | 2 957                | 2 845                | 1 806                | 1 665                | 1 954            | 14 400           |
| 4 OR MORE . . . . .                               | 5 003  | 174               | 196                | 447                | 566                  | 367                  | 596                  | 258                  | 667                  | 1 732            | 19 000           |
| BATHROOMS   |        |                   |                    |                    |                      |                      |                      |                      |                      |                  |                  |
| 1 . . . . .                                       | 24 834 | 2 043             | 3 893              | 5 503              | 6 318                | 4 422                | 1 611                | 536                  | 284                  | 224              | 10 400           |
| MORE THAN 1 . . . . .                             | 13 535 | 50                | 194                | 384                | 582                  | 1 396                | 2 531                | 2 218                | 2 585                | 3 595            | 19 300           |
| SHARED OR NONE. . . . .                           | 2 039  | 1 432             | 397                | 125                | 24                   | 24                   | 18                   | 5                    | 4                    | 10               | 5 000-           |
| YEAR STRUCTURE BUILT                              |        |                   |                    |                    |                      |                      |                      |                      |                      |                  |                  |
| 1959 TO MARCH 1960. . . . .                       | 3 213  | 130               | 103                | 177                | 386                  | 547                  | 570                  | 474                  | 363                  | 463              | 16 200           |
| 1955 TO 1958. . . . .                             | 9 631  | 260               | 354                | 610                | 1 434                | 2 029                | 1 690                | 1 033                | 1 056                | 1 165            | 15 200           |
| 1950 TO 1954. . . . .                             | 8 637  | 503               | 655                | 1 391              | 1 784                | 1 377                | 820                  | 479                  | 661                  | 967              | 12 500           |
| 1940 TO 1949. . . . .                             | 8 733  | 794               | 1 336              | 2 124              | 1 792                | 1 036                | 538                  | 304                  | 352                  | 457              | 10 200           |
| 1939 OR EARLIER . . . . .                         | 10 268 | 1 833             | 1 936              | 1 693              | 1 553                | 924                  | 636                  | 426                  | 454                  | 813              | 9 500            |
| CONDITION AND PLUMBING                            |        |                   |                    |                    |                      |                      |                      |                      |                      |                  |                  |
| SOUND . . . . .                                   | 37 556 | 2 053             | 3 652              | 5 668              | 6 749                | 5 829                | 4 202                | 2 680                | 2 879                | 3 844            | 12 800           |
| WITH ALL PLUMBING FACILITIES. . . . .             | 36 603 | 1 456             | 3 431              | 5 587              | 6 733                | 5 815                | 4 190                | 2 680                | 2 879                | 3 832            | 13 000           |
| LACKING SOME OR ALL FACILITIES. . . . .           | 953    | 597               | 221                | 81                 | 16                   | 14                   | 12                   | ***                  | ***                  | 12               | 5 000-           |
| DETERIORATING . . . . .                           | 2 292  | 981               | 655                | 301                | 180                  | 80                   | 44                   | 28                   | 7                    | 16               | 5 600            |
| WITH ALL PLUMBING FACILITIES. . . . .             | 1 625  | 520               | 512                | 268                | 172                  | 72                   | 40                   | 24                   | 4                    | 13               | 6 400            |
| LACKING SOME OR ALL FACILITIES. . . . .           | 667    | 461               | 143                | 33                 | 8                    | 8                    | 4                    | 4                    | 3                    | 3                | 5 000-           |
| DILAPIDATED . . . . .                             | 634    | 486               | 77                 | 26                 | 20                   | 4                    | 8                    | 8                    | ***                  | 5                | 5 000-           |
| AIR CONDITIONING                                  |        |                   |                    |                    |                      |                      |                      |                      |                      |                  |                  |
| ROOM UNIT(S). . . . .                             | 6 628  | 56                | 168                | 472                | 861                  | 1 013                | 953                  | 828                  | 657                  | 1 620            | 17 000           |
| CENTRAL SYSTEM. . . . .                           | 681    | ***               | ***                | 36                 | 42                   | 81                   | 22                   | 57                   | 42                   | 401              | ***              |
| NONE. . . . .                                     | 33 539 | 3 467             | 4 008              | 5 393              | 6 092                | 5 110                | 3 590                | 1 706                | 2 195                | 1 978            | 11 600           |
| PERSONS   |        |                   |                    |                    |                      |                      |                      |                      |                      |                  |                  |
| 1 PERSON. . . . .                                 | 2 001  | 359               | 315                | 369                | 336                  | 190                  | 114                  | 93                   | 76                   | 149              | 9 700            |
| 2 PERSONS . . . . .                               | 9 968  | 896               | 1 310              | 1 539              | 1 678                | 1 398                | 991                  | 583                  | 647                  | 926              | 11 800           |
| 3 PERSONS . . . . .                               | 8 781  | 674               | 957                | 1 353              | 1 653                | 1 397                | 930                  | 541                  | 579                  | 697              | 12 100           |
| 4 PERSONS . . . . .                               | 9 769  | 589               | 788                | 1 336              | 1 675                | 1 617                | 1 262                | 791                  | 785                  | 926              | 13 300           |
| 5 PERSONS . . . . .                               | 5 878  | 404               | 546                | 797                | 1 000                | 835                  | 638                  | 505                  | 457                  | 696              | 13 100           |
| 6 PERSONS OR MORE . . . . .                       | 4 085  | 598               | 468                | 601                | 607                  | 476                  | 319                  | 203                  | 342                  | 471              | 11 500           |
| MEDIAN. . . . .                                   | 3.4    | 3.2               | 3.1                | 3.3                | 3.4                  | 3.5                  | 3.6                  | 3.7                  | 3.7                  | 3.7              | ***              |
| PERSONS PER ROOM                                  |        |                   |                    |                    |                      |                      |                      |                      |                      |                  |                  |
| 0.50 OR LESS. . . . .                             | 17 153 | 1 313             | 1 825              | 2 332              | 2 696                | 2 324                | 1 839                | 1 163                | 1 402                | 2 259            | 12 900           |
| 0.51 TO 1.00. . . . .                             | 20 646 | 1 488             | 2 028              | 3 175              | 3 827                | 3 311                | 2 307                | 1 517                | 1 430                | 1 563            | 12 400           |
| 1.01 OR MORE. . . . .                             | 2 683  | 719               | 531                | 488                | 426                  | 278                  | 108                  | 36                   | 54                   | 43               | 8 000            |
| HOUSEHOLD COMPOSITION                             |        |                   |                    |                    |                      |                      |                      |                      |                      |                  |                  |
| TWO-OR-MORE-PERSON HOUSEHOLDS                     |        |                   |                    |                    |                      |                      |                      |                      |                      |                  |                  |
| MALE HEAD, WIFE PRESENT, NO NONRELATIVES. . . . . | 34 017 | 2 503             | 3 397              | 4 844              | 5 889                | 5 194                | 3 790                | 2 443                | 2 573                | 3 384            | 12 700           |
| UNDER 45 YEARS. . . . .                           | 19 605 | 1 043             | 1 523              | 2 705              | 3 631                | 3 579                | 2 492                | 1 581                | 1 483                | 1 568            | 13 100           |
| 45 TO 64 YEARS. . . . .                           | 11 980 | 1 114             | 1 502              | 1 769              | 1 911                | 1 337                | 1 083                | 731                  | 942                  | 1 591            | 12 100           |
| 65 YEARS AND OVER . . . . .                       | 2 432  | 346               | 372                | 370                | 387                  | 278                  | 215                  | 131                  | 148                  | 225              | 10 900           |
| OTHER MALE HEAD . . . . .                         | 1 305  | 194               | 178                | 217                | 179                  | 179                  | 81                   | 57                   | 77                   | 135              | 10 800           |
| UNDER MALE HEAD . . . . .                         | 1 010  | 129               | 129                | 189                | 167                  | 139                  | 65                   | 44                   | 57                   | 91               | 10 900           |
| UNDER 65 YEARS. . . . .                           | 2 295  | 65                | 49                 | 28                 | 20                   | 40                   | 16                   | 13                   | 20                   | 44               | 10 700           |
| 65 YEARS AND OVER . . . . .                       | 3 159  | 464               | 494                | 565                | 537                  | 350                  | 269                  | 123                  | 160                  | 197              | 10 300           |
| FEMALE HEAD . . . . .                             | 2 341  | 307               | 376                | 420                | 402                  | 275                  | 206                  | 105                  | 129                  | 121              | 10 400           |
| UNDER 65 YEARS. . . . .                           | 818    | 157               | 118                | 145                | 135                  | 75                   | 63                   | 18                   | 31                   | 76               | 9 800            |
| 65 YEARS AND OVER . . . . .                       | 2 001  | 359               | 315                | 369                | 336                  | 190                  | 114                  | 93                   | 76                   | 149              | 9 700            |
| ONE-PERSON HOUSEHOLDS . . . . .                   | 1 278  | 218               | 195                | 242                | 200                  | 143                  | 77                   | 68                   | 39                   | 96               | 9 800            |
| UNDER 65 YEARS. . . . .                           | 723    | 141               | 120                | 127                | 136                  | 47                   | 37                   | 25                   | 37                   | 53               | 9 500            |
| 65 YEARS AND OVER . . . . .                       | 2 001  | 359               | 315                | 369                | 336                  | 190                  | 114                  | 93                   | 76                   | 149              | 9 700            |
| YEAR MOVED INTO UNIT                              |        |                   |                    |                    |                      |                      |                      |                      |                      |                  |                  |
| 1959 TO MARCH 1960. . . . .                       | 6 021  | 316               | 411                | 649                | 842                  | 998                  | 844                  | 667                  | 591                  | 703              | 14 500           |
| 1958. . . . .                                     | 4 268  | 223               | 253                | 450                | 716                  | 821                  | 579                  | 401                  | 355                  | 470              | 14 000           |
| 1950 TO 1957. . . . .                             | 18 635 | 1 288             | 1 674              | 2 760              | 3 311                | 2 894                | 2 106                | 1 199                | 1 435                | 1 968            | 12 700           |
| 1940 TO 1949. . . . .                             | 7 102  | 964               | 1 253              | 1 410              | 1 411                | 768                  | 382                  | 225                  | 285                  | 403              | 9 900            |
| 1939 OR EARLIER . . . . .                         | 4 456  | 729               | 793                | 726                | 669                  | 432                  | 343                  | 224                  | 219                  | 321              | 9 900            |



Table A-3.—INCOME IN 1959 OF PRIMARY FAMILIES AND INDIVIDUALS IN OWNER- AND RENTER-OCCUPIED HOUSING UNITS, FOR THE SMSA: 1960

[Based on sample; median not shown where base is insufficient; see text. Plus (+) or minus (-) after number indicates median above or below that number]

| SUBJECT                            | TOTAL  | INCOME IN 1959    |                    |                    |                    |                    |                    |                    |                    |                    |                      |                  | MEDIAN (DOL. - LARS) |
|------------------------------------|--------|-------------------|--------------------|--------------------|--------------------|--------------------|--------------------|--------------------|--------------------|--------------------|----------------------|------------------|----------------------|
|                                    |        | LESS THAN \$2,000 | \$2,000 TO \$2,999 | \$3,000 TO \$3,999 | \$4,000 TO \$4,999 | \$5,000 TO \$5,999 | \$6,000 TO \$6,999 | \$7,000 TO \$7,999 | \$8,000 TO \$8,999 | \$9,000 TO \$9,999 | \$10,000 TO \$14,999 | \$15,000 OR MORE |                      |
| OWNER-OCCUPIED UNITS . . . . .     | 44 782 | 4 171             | 2 427              | 3 264              | 4 328              | 5 637              | 5 171              | 4 437              | 6 223              | 5 662              | 3 462                | 6 500            |                      |
| YEAR STRUCTURE BUILT               |        |                   |                    |                    |                    |                    |                    |                    |                    |                    |                      |                  |                      |
| 1959 TO MARCH 1960 . . . . .       | 3 504  | 132               | 126                | 187                | 277                | 480                | 508                | 427                | 657                | 490                | 220                  | 7 100            |                      |
| 1955 TO 1958 . . . . .             | 10 554 | 354               | 292                | 491                | 532                | 1 394              | 1 544              | 1 256              | 1 871              | 1 586              | 834                  | 7 200            |                      |
| 1950 TO 1954 . . . . .             | 9 328  | 537               | 387                | 597                | 861                | 1 227              | 1 153              | 958                | 1 427              | 1 293              | 888                  | 6 900            |                      |
| 1949 OR EARLIER . . . . .          | 21 396 | 3 148             | 1 622              | 1 989              | 2 258              | 2 536              | 1 966              | 1 796              | 2 268              | 2 293              | 1 520                | 5 700            |                      |
| VALUE                              |        |                   |                    |                    |                    |                    |                    |                    |                    |                    |                      |                  |                      |
| TOTAL . . . . .                    | 40 482 | 3 396             | 2 090              | 2 775              | 3 782              | 5 124              | 4 832              | 4 103              | 5 799              | 5 306              | 3 275                | 6 600            |                      |
| LESS THAN \$5,000 . . . . .        | 3 520  | 981               | 470                | 569                | 415                | 434                | 234                | 186                | 149                | 77                 | 5                    | 3 500            |                      |
| \$5,000 TO \$7,400 . . . . .       | 4 384  | 685               | 409                | 582                | 673                | 649                | 514                | 325                | 357                | 171                | 19                   | 4 800            |                      |
| \$7,500 TO \$9,900 . . . . .       | 5 995  | 518               | 440                | 523                | 869                | 1 024              | 777                | 614                | 759                | 405                | 66                   | 5 600            |                      |
| \$10,000 TO \$12,400 . . . . .     | 6 949  | 411               | 326                | 538                | 816                | 1 112              | 1 145              | 847                | 1 023              | 595                | 136                  | 6 200            |                      |
| \$12,500 TO \$14,900 . . . . .     | 5 913  | 237               | 151                | 225                | 525                | 1 009              | 933                | 791                | 1 078              | 769                | 195                  | 6 900            |                      |
| \$15,000 TO \$19,900 . . . . .     | 6 970  | 292               | 169                | 233                | 300                | 608                | 953                | 967                | 1 502              | 1 401              | 545                  | 8 000            |                      |
| \$20,000 TO \$24,900 . . . . .     | 2 886  | 117               | 47                 | 49                 | 102                | 147                | 154                | 255                | 536                | 930                | 549                  | 10 200           |                      |
| \$25,000 OR MORE . . . . .         | 3 865  | 155               | 78                 | 56                 | 82                 | 141                | 122                | 118                | 395                | 958                | 1 760                | 14 100           |                      |
| AIR CONDITIONING                   |        |                   |                    |                    |                    |                    |                    |                    |                    |                    |                      |                  |                      |
| ROOM UNIT(S) . . . . .             | 7 018  | 382               | 350                | 224                | 335                | 461                | 497                | 457                | 1 223              | 1 663              | 1 426                | 9 300            |                      |
| CENTRAL SYSTEM . . . . .           | 737    | ***               | 20                 | 36                 | 20                 | 42                 | 40                 | 22                 | 16                 | 156                | 385                  | ***              |                      |
| NONE . . . . .                     | 37 195 | 4 019             | 2 023              | 3 038              | 3 837              | 5 109              | 4 841              | 3 847              | 4 838              | 4 153              | 1 490                | 6 100            |                      |
| AUTOMOBILES AVAILABLE              |        |                   |                    |                    |                    |                    |                    |                    |                    |                    |                      |                  |                      |
| 1 OR MORE . . . . .                | 40 894 | 2 333             | 1 813              | 2 561              | 3 917              | 5 570              | 4 949              | 4 094              | 6 245              | 5 886              | 3 526                | 6 900            |                      |
| NONE . . . . .                     | 4 142  | 1 908             | 567                | 544                | 389                | 311                | 127                | 128                | 85                 | 62                 | 21                   | 2 300            |                      |
| PERSONS                            |        |                   |                    |                    |                    |                    |                    |                    |                    |                    |                      |                  |                      |
| 1 PERSON . . . . .                 | 2 470  | 1 277             | 324                | 253                | 192                | 191                | 56                 | 52                 | 42                 | 51                 | 32                   | 2 000-           |                      |
| 2 PERSONS . . . . .                | 11 374 | 1 577             | 880                | 1 096              | 1 179              | 1 233              | 994                | 918                | 1 398              | 1 276              | 823                  | 5 800            |                      |
| 3 AND 4 PERSONS . . . . .          | 20 234 | 956               | 797                | 1 322              | 1 947              | 2 767              | 2 668              | 2 390              | 3 198              | 2 650              | 1 539                | 6 900            |                      |
| 5 PERSONS . . . . .                | 6 305  | 172               | 184                | 300                | 612                | 824                | 962                | 720                | 948                | 971                | 612                  | 7 100            |                      |
| 6 PERSONS OR MORE . . . . .        | 4 399  | 189               | 242                | 293                | 398                | 622                | 491                | 357                | 637                | 714                | 456                  | 6 900            |                      |
| PERSONS PER ROOM                   |        |                   |                    |                    |                    |                    |                    |                    |                    |                    |                      |                  |                      |
| 0.50 OR LESS . . . . .             | 19 238 | 3 017             | 1 366              | 1 571              | 1 668              | 1 938              | 1 561              | 1 573              | 2 253              | 2 391              | 1 900                | 6 000            |                      |
| 0.51 TO 1.00 . . . . .             | 22 443 | 944               | 798                | 1 362              | 2 205              | 3 156              | 3 222              | 2 622              | 3 604              | 3 048              | 1 482                | 6 900            |                      |
| 1.01 OR MORE . . . . .             | 3 101  | 210               | 263                | 331                | 455                | 543                | 388                | 242                | 366                | 223                | 80                   | 5 500            |                      |
| YEAR MOVED INTO UNIT               |        |                   |                    |                    |                    |                    |                    |                    |                    |                    |                      |                  |                      |
| 1958 TO MARCH 1960 . . . . .       | 11 290 | 549               | 418                | 638                | 1 080              | 1 587              | 1 674              | 1 304              | 1 838              | 1 465              | 737                  | 6 800            |                      |
| 1950 TO 1957 . . . . .             | 20 140 | 1 214             | 963                | 1 308              | 1 891              | 2 571              | 2 373              | 2 045              | 3 106              | 2 879              | 1 790                | 6 900            |                      |
| 1949 OR EARLIER . . . . .          | 13 352 | 2 408             | 1 046              | 1 318              | 1 357              | 1 479              | 1 124              | 1 088              | 1 279              | 1 318              | 935                  | 5 400            |                      |
| RENTER-OCCUPIED UNITS . . . . .    | 32 095 | 7 830             | 5 300              | 5 318              | 3 767              | 3 037              | 2 341              | 1 364              | 1 662              | 1 068              | 408                  | 3 500            |                      |
| YEAR STRUCTURE BUILT               |        |                   |                    |                    |                    |                    |                    |                    |                    |                    |                      |                  |                      |
| 1959 TO MARCH 1960 . . . . .       | 540    | 120               | 57                 | 94                 | 71                 | 54                 | 54                 | 18                 | 31                 | 25                 | 16                   | 4 000            |                      |
| 1955 TO 1958 . . . . .             | 2 466  | 363               | 253                | 330                | 404                | 300                | 294                | 134                | 221                | 127                | 40                   | 4 700            |                      |
| 1950 TO 1954 . . . . .             | 5 541  | 833               | 811                | 962                | 680                | 669                | 523                | 368                | 400                | 229                | 66                   | 4 200            |                      |
| 1949 OR EARLIER . . . . .          | 23 548 | 6 514             | 4 179              | 3 932              | 2 612              | 2 014              | 1 470              | 844                | 1 010              | 687                | 286                  | 3 300            |                      |
| GROSS RENT AS PERCENTAGE OF INCOME |        |                   |                    |                    |                    |                    |                    |                    |                    |                    |                      |                  |                      |
| TOTAL . . . . .                    | 31 849 | 7 722             | 5 251              | 5 294              | 3 750              | 3 027              | 2 320              | 1 356              | 1 656              | 1 065              | 408                  | 3 600            |                      |
| LESS THAN 10 PERCENT . . . . .     | 1 821  | 11                | 54                 | 74                 | 99                 | 161                | 179                | 111                | 307                | 477                | 348                  | 9 400            |                      |
| 10 TO 14 PERCENT . . . . .         | 4 859  | 34                | 160                | 405                | 578                | 696                | 888                | 710                | 924                | 411                | 53                   | 6 600            |                      |
| 15 TO 19 PERCENT . . . . .         | 5 901  | 106               | 587                | 1 048              | 1 212              | 1 242              | 873                | 412                | 310                | 107                | 4                    | 5 000            |                      |
| 20 TO 24 PERCENT . . . . .         | 4 738  | 264               | 925                | 1 486              | 1 085              | 595                | 246                | 54                 | 16                 | ***                | ***                  | 3 800            |                      |
| 25 TO 34 PERCENT . . . . .         | 5 401  | 835               | 1 944              | 1 769              | 1 598              | 181                | 52                 | 4                  | 16                 | 4                  | ***                  | 3 000            |                      |
| 35 PERCENT OR MORE . . . . .       | 7 369  | 5 471             | 1 466              | 361                | 59                 | 12                 | ***                | ***                | ***                | ***                | ***                  | 2 000-           |                      |
| NOT COMPUTED . . . . .             | 1 760  | 1 003             | 115                | 151                | 118                | 140                | 80                 | 55                 | 45                 | 50                 | 3                    | 2 000-           |                      |
| AIR CONDITIONING                   |        |                   |                    |                    |                    |                    |                    |                    |                    |                    |                      |                  |                      |
| ROOM UNIT(S) . . . . .             | 2 525  | 316               | 206                | 338                | 327                | 185                | 241                | 159                | 192                | 382                | 179                  | 5 400            |                      |
| CENTRAL SYSTEM . . . . .           | 64     | 22                | ***                | 22                 | ***                | ***                | ***                | ***                | ***                | ***                | 20                   | ***              |                      |
| NONE . . . . .                     | 29 338 | 7 468             | 5 138              | 4 617              | 3 800              | 3 268              | 2 180              | 925                | 1 015              | 733                | 194                  | 3 400            |                      |
| AUTOMOBILES AVAILABLE              |        |                   |                    |                    |                    |                    |                    |                    |                    |                    |                      |                  |                      |
| 1 OR MORE . . . . .                | 19 254 | 2 190             | 2 287              | 3 265              | 2 677              | 2 656              | 2 093              | 1 160              | 1 562              | 976                | 388                  | 4 700            |                      |
| NONE . . . . .                     | 12 587 | 5 624             | 3 106              | 1 935              | 897                | 455                | 273                | 114                | 105                | 51                 | 27                   | 2 200            |                      |
| PERSONS                            |        |                   |                    |                    |                    |                    |                    |                    |                    |                    |                      |                  |                      |
| 1 PERSON . . . . .                 | 4 975  | 2 416             | 786                | 617                | 358                | 312                | 173                | 72                 | 88                 | 82                 | 71                   | 2 100            |                      |
| 2 PERSONS . . . . .                | 7 959  | 1 988             | 1 365              | 1 135              | 857                | 629                | 632                | 416                | 460                | 382                | 95                   | 3 600            |                      |
| 3 AND 4 PERSONS . . . . .          | 11 274 | 2 078             | 1 656              | 2 019              | 1 507              | 1 270              | 978                | 580                | 664                | 374                | 148                  | 3 900            |                      |
| 5 PERSONS . . . . .                | 3 024  | 543               | 483                | 512                | 374                | 368                | 287                | 119                | 206                | 92                 | 40                   | 3 900            |                      |
| 6 PERSONS OR MORE . . . . .        | 4 863  | 805               | 1 010              | 1 035              | 671                | 458                | 271                | 177                | 244                | 138                | 54                   | 3 600            |                      |
| PERSONS PER ROOM                   |        |                   |                    |                    |                    |                    |                    |                    |                    |                    |                      |                  |                      |
| 0.50 OR LESS . . . . .             | 9 839  | 3 287             | 1 464              | 1 229              | 915                | 764                | 649                | 433                | 495                | 434                | 169                  | 3 100            |                      |
| 0.51 TO 1.00 . . . . .             | 15 175 | 3 026             | 2 207              | 2 636              | 1 920              | 1 633              | 1 370              | 737                | 943                | 518                | 185                  | 3 900            |                      |
| 1.01 OR MORE . . . . .             | 7 081  | 1 517             | 1 629              | 1 453              | 932                | 640                | 322                | 194                | 224                | 116                | 54                   | 3 300            |                      |
| YEAR MOVED INTO UNIT               |        |                   |                    |                    |                    |                    |                    |                    |                    |                    |                      |                  |                      |
| 1958 TO MARCH 1960 . . . . .       | 17 595 | 3 699             | 2 761              | 2 957              | 2 260              | 1 791              | 1 474              | 835                | 999                | 595                | 224                  | 3 800            |                      |
| 1950 TO 1957 . . . . .             | 10 609 | 2 699             | 1 796              | 1 796              | 1 175              | 1 013              | 703                | 422                | 532                | 357                | 116                  | 3 500            |                      |
| 1949 OR EARLIER . . . . .          | 3 891  | 1 432             | 743                | 565                | 332                | 233                | 164                | 107                | 131                | 116                | 68                   | 2 700            |                      |

Table A-4.—CONDITION AND PLUMBING FACILITIES FOR OWNER- AND RENTER-OCCUPIED HOUSING UNITS, FOR THE SMSA: 1960

[Based on sample; see text. Median not shown where base is less than 200; plus (+) or minus (-) after number indicates median above or below that number]

| SUBJECT                                   | TOTAL         | CONDITION AND PLUMBING FACILITIES |                              |                                |               |                              |                                | DILAPIDATED  |
|---|---------------|-----------------------------------|------------------------------|--------------------------------|---------------|------------------------------|--------------------------------|--------------|
|   |               | SOUND                             |                              |                                | DETERIORATING |                              |                                |              |
|   |               | TOTAL                             | WITH ALL PLUMBING FACILITIES | LACKING SOME OR ALL FACILITIES | TOTAL         | WITH ALL PLUMBING FACILITIES | LACKING SOME OR ALL FACILITIES |              |
| <b>OWNER-OCCUPIED UNITS . . . . .</b>     | <b>44 782</b> | <b>41 239</b>                     | <b>40 003</b>                | <b>1 236</b>                   | <b>2 798</b>  | <b>1 934</b>                 | <b>864</b>                     | <b>745</b>   |
| <b>YEAR STRUCTURE BUILT</b>               |               |                                   |                              |                                |               |                              |                                |              |
| 1959 TO MARCH 1960 . . . . .              | 3 504         | 3 463                             | 3 366                        | 97                             | 28            | 8                            | 20                             | 13           |
| 1955 TO 1958 . . . . .                    | 10 554        | 10 448                            | 10 256                       | 192                            | 75            | 43                           | 32                             | 31           |
| 1950 TO 1954 . . . . .                    | 9 328         | 8 970                             | 8 770                        | 200                            | 282           | 175                          | 107                            | 76           |
| 1940 TO 1949 . . . . .                    | 9 347         | 8 573                             | 8 297                        | 276                            | 627           | 439                          | 188                            | 147          |
| 1939 OR EARLIER . . . . .                 | 12 049        | 9 785                             | 9 314                        | 471                            | 1 786         | 1 269                        | 517                            | 478          |
| <b>INCOME IN 1959<sup>1</sup></b>         |               |                                   |                              |                                |               |                              |                                |              |
| LESS THAN \$2,000 . . . . .               | 4 171         | 3 066                             | 2 713                        | 353                            | 768           | 441                          | 327                            | 337          |
| \$2,000 TO \$2,999 . . . . .              | 2 427         | 1 953                             | 1 749                        | 204                            | 350           | 218                          | 132                            | 124          |
| \$3,000 TO \$3,999 . . . . .              | 3 264         | 2 779                             | 2 583                        | 196                            | 392           | 258                          | 134                            | 93           |
| \$4,000 TO \$4,999 . . . . .              | 4 328         | 3 978                             | 3 823                        | 155                            | 292           | 205                          | 87                             | 58           |
| \$5,000 TO \$5,999 . . . . .              | 5 637         | 5 264                             | 5 141                        | 123                            | 316           | 259                          | 57                             | 57           |
| \$6,000 TO \$6,999 . . . . .              | 5 171         | 4 954                             | 4 871                        | 83                             | 189           | 146                          | 43                             | 28           |
| \$7,000 TO \$7,999 . . . . .              | 4 437         | 4 275                             | 4 217                        | 58                             | 137           | 106                          | 31                             | 25           |
| \$8,000 TO \$8,999 . . . . .              | 6 223         | 6 023                             | 5 975                        | 48                             | 192           | 168                          | 24                             | 8            |
| \$9,000 TO \$14,999 . . . . .             | 5 662         | 5 524                             | 5 508                        | 16                             | 127           | 105                          | 22                             | 11           |
| \$15,000 OR MORE . . . . .                | 3 462         | 3 423                             | 3 423                        | ***                            | 35            | 28                           | 7                              | 4            |
| MEDIAN . . . . . DOLLARS . . . . .        | 6 500         | 6 700                             | 6 800                        | 3 300                          | 3 700         | 4 200                        | 2 800                          | 2 300        |
| <b>VALUE-INCOME RATIO</b>                 |               |                                   |                              |                                |               |                              |                                |              |
| TOTAL . . . . .                           | 40 482        | 37 556                            | 36 603                       | 953                            | 2 292         | 1 625                        | 667                            | 634          |
| LESS THAN 1.5 . . . . .                   | 13 907        | 12 575                            | 12 098                       | 477                            | 1 071         | 779                          | 292                            | 261          |
| 1.5 TO 1.9 . . . . .                      | 8 687         | 8 309                             | 8 173                        | 136                            | 311           | 230                          | 81                             | 67           |
| 2.0 TO 2.4 . . . . .                      | 6 508         | 6 316                             | 6 233                        | 83                             | 177           | 113                          | 64                             | 15           |
| 2.5 TO 2.9 . . . . .                      | 3 525         | 3 357                             | 3 342                        | 15                             | 112           | 72                           | 40                             | 56           |
| 3.0 TO 3.9 . . . . .                      | 3 031         | 2 808                             | 2 750                        | 58                             | 157           | 109                          | 48                             | 66           |
| 4.0 OR MORE . . . . .                     | 4 449         | 3 899                             | 3 727                        | 172                            | 405           | 291                          | 114                            | 145          |
| NOT COMPUTED . . . . .                    | 375           | 292                               | 280                          | 12                             | 59            | 31                           | 28                             | 24           |
| <b>PERSONS</b>                            |               |                                   |                              |                                |               |                              |                                |              |
| 1 PERSON . . . . .                        | 2 470         | 2 075                             | 1 929                        | 146                            | 288           | 208                          | 80                             | 107          |
| 2 PERSONS . . . . .                       | 11 374        | 10 467                            | 10 173                       | 294                            | 726           | 506                          | 220                            | 181          |
| 3 PERSONS . . . . .                       | 9 742         | 9 159                             | 8 939                        | 220                            | 488           | 371                          | 117                            | 95           |
| 4 PERSONS . . . . .                       | 10 492        | 10 019                            | 9 803                        | 216                            | 391           | 260                          | 131                            | 82           |
| 5 PERSONS . . . . .                       | 6 305         | 5 901                             | 5 773                        | 128                            | 341           | 231                          | 110                            | 63           |
| 6 PERSONS OR MORE . . . . .               | 4 399         | 3 618                             | 3 386                        | 232                            | 564           | 358                          | 206                            | 117          |
| MEDIAN . . . . .                          | 3.4           | 3.4                               | 3.4                          | 3.3                            | 3.3           | 3.2                          | 3.6                            | 3.4          |
| <b>PERSONS PER ROOM</b>                   |               |                                   |                              |                                |               |                              |                                |              |
| 0.50 OR LESS . . . . .                    | 19 238        | 17 822                            | 17 357                       | 465                            | 1 132         | 859                          | 273                            | 284          |
| 0.51 TO 1.00 . . . . .                    | 22 443        | 21 092                            | 20 576                       | 516                            | 1 114         | 762                          | 352                            | 237          |
| 1.01 OR MORE . . . . .                    | 3 101         | 2 325                             | 2 070                        | 255                            | 552           | 313                          | 239                            | 224          |
| <b>RENTER-OCCUPIED UNITS . . . . .</b>    | <b>32 095</b> | <b>21 555</b>                     | <b>19 769</b>                | <b>1 786</b>                   | <b>7 233</b>  | <b>3 874</b>                 | <b>3 359</b>                   | <b>3 307</b> |
| <b>YEAR STRUCTURE BUILT</b>               |               |                                   |                              |                                |               |                              |                                |              |
| 1959 TO MARCH 1960 . . . . .              | 540           | 508                               | 495                          | 13                             | 20            | 8                            | 12                             | 12           |
| 1955 TO 1958 . . . . .                    | 2 466         | 2 315                             | 2 200                        | 115                            | 85            | 39                           | 46                             | 66           |
| 1950 TO 1954 . . . . .                    | 5 541         | 5 065                             | 4 899                        | 166                            | 359           | 251                          | 108                            | 117          |
| 1940 TO 1949 . . . . .                    | 6 768         | 5 519                             | 5 293                        | 226                            | 944           | 664                          | 280                            | 305          |
| 1939 OR EARLIER . . . . .                 | 16 780        | 8 148                             | 6 882                        | 1 266                          | 5 825         | 2 912                        | 2 913                          | 2 807        |
| <b>INCOME IN 1959<sup>1</sup></b>         |               |                                   |                              |                                |               |                              |                                |              |
| LESS THAN \$2,000 . . . . .               | 7 830         | 3 719                             | 3 081                        | 638                            | 2 506         | 1 000                        | 1 506                          | 1 605        |
| \$2,000 TO \$2,999 . . . . .              | 5 300         | 3 046                             | 2 655                        | 391                            | 1 544         | 713                          | 831                            | 710          |
| \$3,000 TO \$3,999 . . . . .              | 5 318         | 3 589                             | 3 228                        | 361                            | 1 242         | 764                          | 478                            | 487          |
| \$4,000 TO \$4,999 . . . . .              | 3 767         | 2 716                             | 2 533                        | 183                            | 791           | 552                          | 239                            | 260          |
| \$5,000 TO \$5,999 . . . . .              | 3 037         | 2 476                             | 2 375                        | 101                            | 464           | 305                          | 159                            | 97           |
| \$6,000 TO \$6,999 . . . . .              | 2 341         | 1 977                             | 1 932                        | 45                             | 303           | 250                          | 53                             | 61           |
| \$7,000 TO \$7,999 . . . . .              | 1 364         | 1 204                             | 1 191                        | 13                             | 120           | 88                           | 32                             | 40           |
| \$8,000 TO \$9,999 . . . . .              | 1 662         | 1 496                             | 1 472                        | 24                             | 127           | 93                           | 34                             | 39           |
| \$10,000 TO \$14,999 . . . . .            | 1 068         | 944                               | 928                          | 16                             | 124           | 105                          | 19                             | ***          |
| \$15,000 OR MORE . . . . .                | 4 008         | 388                               | 374                          | 14                             | 12            | 4                            | 8                              | 8            |
| MEDIAN . . . . . DOLLARS . . . . .        | 3 500         | 4 200                             | 4 400                        | 2 700                          | 2 700         | 3 300                        | 2 200                          | 2 100        |
| <b>GROSS RENT AS PERCENTAGE OF INCOME</b> |               |                                   |                              |                                |               |                              |                                |              |
| TOTAL . . . . .                           | 31 849        | 21 491                            | 19 724                       | 1 767                          | 7 130         | 3 858                        | 3 272                          | 3 228        |
| LESS THAN 10 PERCENT . . . . .            | 1 821         | 1 329                             | 1 198                        | 131                            | 346           | 157                          | 189                            | 146          |
| 10 TO 14 PERCENT . . . . .                | 4 859         | 3 684                             | 3 417                        | 267                            | 846           | 492                          | 354                            | 329          |
| 15 TO 19 PERCENT . . . . .                | 5 901         | 4 428                             | 4 139                        | 289                            | 1 099         | 617                          | 482                            | 374          |
| 20 TO 24 PERCENT . . . . .                | 4 738         | 3 345                             | 3 141                        | 204                            | 996           | 587                          | 409                            | 397          |
| 25 TO 34 PERCENT . . . . .                | 5 401         | 3 557                             | 3 300                        | 257                            | 1 307         | 751                          | 556                            | 537          |
| 35 PERCENT OR MORE . . . . .              | 7 369         | 4 050                             | 3 586                        | 464                            | 2 163         | 1 134                        | 1 029                          | 1 156        |
| NOT COMPUTED . . . . .                    | 1 760         | 1 098                             | 943                          | 155                            | 373           | 120                          | 253                            | 289          |
| <b>PERSONS</b>                            |               |                                   |                              |                                |               |                              |                                |              |
| 1 PERSON . . . . .                        | 4 975         | 3 344                             | 2 888                        | 456                            | 994           | 377                          | 617                            | 637          |
| 2 PERSONS . . . . .                       | 7 959         | 5 699                             | 5 363                        | 336                            | 1 650         | 899                          | 751                            | 610          |
| 3 PERSONS . . . . .                       | 6 424         | 4 731                             | 4 436                        | 295                            | 1 218         | 627                          | 591                            | 475          |
| 4 PERSONS . . . . .                       | 4 850         | 3 517                             | 3 302                        | 215                            | 960           | 596                          | 364                            | 373          |
| 5 PERSONS . . . . .                       | 3 024         | 1 993                             | 1 846                        | 147                            | 771           | 488                          | 283                            | 260          |
| 6 PERSONS OR MORE . . . . .               | 4 863         | 2 271                             | 1 934                        | 337                            | 1 640         | 887                          | 753                            | 952          |
| MEDIAN . . . . .                          | 3.0           | 2.9                               | 2.9                          | 2.8                            | 3.3           | 3.6                          | 3.0                            | 3.4          |
| <b>PERSONS PER ROOM</b>                   |               |                                   |                              |                                |               |                              |                                |              |
| 0.50 OR LESS . . . . .                    | 9 839         | 7 278                             | 6 874                        | 404                            | 1 773         | 933                          | 840                            | 788          |
| 0.51 TO 1.00 . . . . .                    | 15 175        | 10 886                            | 10 086                       | 800                            | 3 103         | 1 740                        | 1 363                          | 1 186        |
| 1.01 OR MORE . . . . .                    | 7 081         | 3 391                             | 2 809                        | 582                            | 2 357         | 1 201                        | 1 156                          | 1 333        |

<sup>1</sup> INCOME OF PRIMARY FAMILIES AND INDIVIDUALS.

Table A-5.—ROOMS IN OWNER- AND RENTER-OCCUPIED HOUSING UNITS, FOR THE SMSA: 1960

[Based on sample; median not shown where base is insufficient; see text. Plus (+) after number indicates median above that number]

| SUBJECT                                  | TOTAL  | 1 ROOM | 2 ROOMS | 3 ROOMS | 4 ROOMS | 5 ROOMS | 6 ROOMS | 7 ROOMS | 8 ROOMS OR MORE | MEDIAN |
|--|--------|--------|---------|---------|---------|---------|---------|---------|-----------------|--------|
| OWNER-OCCUPIED UNITS . . . . .           | 44 782 | 32     | 247     | 1 004   | 5 289   | 14 710  | 12 845  | 6 231   | 4 424           | 5.6    |
| BEDROOMS                                 |        |        |         |         |         |         |         |         |                 |        |
| 0 TO 2 . . . . .                         | 20 250 | 70     | 195     | 1 024   | 4 646   | 9 501   | 3 915   | 709     | 188             | 4.9    |
| 3 . . . . .                              | 19 329 | ...    | ...     | ...     | 338     | 5 099   | 8 212   | 4 500   | 1 180           | 6.0    |
| 4 OR MORE . . . . .                      | 5 371  | ...    | ...     | ...     | 97      | 103     | 1 032   | 907     | 3 232           | 7.5+   |
| BATHROOMS                                |        |        |         |         |         |         |         |         |                 |        |
| 1 . . . . .                              | 27 804 | 5      | 200     | 736     | 4 347   | 12 010  | 7 851   | 1 928   | 727             | 5.2    |
| MORE THAN 1 . . . . .                    | 14 386 | ...    | ...     | 10      | 138     | 1 936   | 4 510   | 4 249   | 3 543           | 6.6    |
| SHARED OR NONE . . . . .                 | 2 589  | 16     | 65      | 263     | 856     | 766     | 412     | 126     | 85              | 4.6    |
| YEAR STRUCTURE BUILT                     |        |        |         |         |         |         |         |         |                 |        |
| 1959 TO MARCH 1960 . . . . .             | 3 504  | ...    | 16      | 95      | 231     | 1 316   | 986     | 512     | 348             | 5.6    |
| 1955 TO 1958 . . . . .                   | 10 554 | 4      | 72      | 288     | 826     | 3 647   | 3 355   | 1 738   | 644             | 5.6    |
| 1950 TO 1954 . . . . .                   | 9 328  | 13     | 64      | 145     | 1 450   | 3 400   | 2 529   | 1 195   | 572             | 5.4    |
| 1940 TO 1949 . . . . .                   | 9 347  | 7      | 44      | 178     | 1 489   | 3 461   | 2 466   | 1 034   | 668             | 5.4    |
| 1939 OR EARLIER . . . . .                | 12 049 | 8      | 51      | 298     | 1 293   | 2 886   | 3 529   | 1 792   | 2 192           | 5.9    |
| CONDITION AND PLUMBING                   |        |        |         |         |         |         |         |         |                 |        |
| SOUND . . . . .                          | 41 239 | 20     | 190     | 743     | 4 484   | 13 562  | 12 135  | 5 921   | 4 184           | 5.6    |
| WITH ALL PLUMBING FACILITIES . . . . .   | 40 003 | 11     | 171     | 661     | 4 059   | 13 180  | 11 897  | 5 867   | 4 157           | 5.7    |
| LACKING SOME OR ALL FACILITIES . . . . . | 1 236  | 9      | 19      | 82      | 425     | 382     | 238     | 54      | 27              | 4.7    |
| DETERIORATING . . . . .                  | 2 798  | 8      | 24      | 176     | 620     | 904     | 600     | 262     | 204             | 5.1    |
| WITH ALL PLUMBING FACILITIES . . . . .   | 1 934  | 4      | 4       | 97      | 346     | 659     | 450     | 198     | 176             | 5.3    |
| LACKING SOME OR ALL FACILITIES . . . . . | 864    | 4      | 20      | 79      | 274     | 245     | 150     | 64      | 28              | 4.7    |
| DILAPIDATED . . . . .                    | 745    | 4      | 33      | 85      | 185     | 244     | 110     | 48      | 36              | 4.8    |
| VALUE-INCOME RATIO                       |        |        |         |         |         |         |         |         |                 |        |
| TOTAL . . . . .                          | 40 482 | 8      | 64      | 459     | 4 407   | 13 819  | 11 935  | 5 752   | 4 038           | 5.6    |
| LESS THAN 1.5 . . . . .                  | 13 907 | 4      | 29      | 220     | 2 226   | 4 785   | 3 687   | 1 549   | 1 407           | 5.4    |
| 1.5 TO 1.9 . . . . .                     | 8 687  | ...    | 4       | 34      | 784     | 3 378   | 2 718   | 1 197   | 572             | 5.6    |
| 2.0 TO 2.9 . . . . .                     | 10 033 | ...    | 4       | 41      | 585     | 3 522   | 3 348   | 1 581   | 952             | 5.8    |
| 3.0 OR MORE . . . . .                    | 7 480  | 4      | 19      | 148     | 767     | 2 033   | 2 056   | 1 369   | 1 084           | 5.9    |
| NOT COMPUTED . . . . .                   | 375    | ...    | 8       | 16      | 45      | 101     | 126     | 56      | 23              | 5.6    |
| PERSONS                                  |        |        |         |         |         |         |         |         |                 |        |
| 1 PERSON . . . . .                       | 2 470  | 19     | 96      | 207     | 473     | 737     | 533     | 228     | 177             | 5.1    |
| 2 PERSONS . . . . .                      | 11 374 | 9      | 91      | 347     | 1 622   | 3 869   | 3 109   | 1 370   | 957             | 5.4    |
| 3 PERSONS . . . . .                      | 9 742  | ...    | 39      | 231     | 1 229   | 3 421   | 2 824   | 1 216   | 782             | 5.5    |
| 4 PERSONS . . . . .                      | 10 492 | ...    | 12      | 93      | 1 092   | 3 495   | 3 251   | 1 660   | 869             | 5.7    |
| 5 PERSONS . . . . .                      | 6 305  | ...    | 5       | 81      | 516     | 1 891   | 1 958   | 1 006   | 848             | 5.8    |
| 6 PERSONS OR MORE . . . . .              | 4 399  | 4      | 4       | 45      | 357     | 1 297   | 1 170   | 751     | 771             | 5.9    |
| MEDIAN . . . . .                         | 3.4    | ...    | 1.8     | 2.4     | 2.9     | 3.3     | 3.5     | 3.7     | 3.8             | ...    |
| RENTER-OCCUPIED UNITS . . . . .          |        |        |         |         |         |         |         |         |                 |        |
| 32 095                                   | 951    | 1 048  | 7 631   | 13 361  | 5 639   | 2 289   | 693     | 483     | 4.0             |        |
| BEDROOMS                                 |        |        |         |         |         |         |         |         |                 |        |
| NONE . . . . .                           | 1 398  | 1 200  | 144     | 54      | ...     | ...     | ...     | ...     | ...             | 1.1    |
| 1 . . . . .                              | 8 402  | ...    | 1 034   | 5 764   | 1 338   | 203     | 21      | ...     | 42              | 3.0    |
| 2 . . . . .                              | 16 773 | ...    | 50      | 1 661   | 11 078  | 3 377   | 549     | 21      | 37              | 4.1    |
| 3 OR MORE . . . . .                      | 5 354  | ...    | ...     | ...     | 655     | 2 052   | 1 829   | 419     | 399             | 5.5    |
| BATHROOMS                                |        |        |         |         |         |         |         |         |                 |        |
| 1 . . . . .                              | 23 376 | 419    | 665     | 4 405   | 11 072  | 4 496   | 1 674   | 414     | 231             | 4.1    |
| MORE THAN 1 . . . . .                    | 1 088  | ...    | 15      | 29      | 99      | 287     | 272     | 212     | 174             | 5.9    |
| SHARED OR NONE . . . . .                 | 7 634  | 477    | 339     | 3 219   | 2 234   | 830     | 322     | 126     | 87              | 3.4    |
| YEAR STRUCTURE BUILT                     |        |        |         |         |         |         |         |         |                 |        |
| 1959 TO MARCH 1960 . . . . .             | 540    | 3      | 20      | 70      | 327     | 77      | 34      | 9       | ...             | 4.0    |
| 1955 TO 1958 . . . . .                   | 2 466  | 22     | 56      | 278     | 1 478   | 385     | 177     | 53      | 17              | 4.1    |
| 1950 TO 1954 . . . . .                   | 5 541  | 17     | 73      | 710     | 3 503   | 932     | 213     | 60      | 33              | 4.1    |
| 1940 TO 1949 . . . . .                   | 6 768  | 44     | 118     | 1 222   | 3 493   | 1 357   | 403     | 81      | 50              | 4.1    |
| 1939 OR EARLIER . . . . .                | 16 780 | 865    | 781     | 5 351   | 4 560   | 2 888   | 1 462   | 490     | 383             | 3.8    |
| CONDITION AND PLUMBING                   |        |        |         |         |         |         |         |         |                 |        |
| SOUND . . . . .                          | 21 555 | 644    | 611     | 3 738   | 10 042  | 4 190   | 1 556   | 461     | 313             | 4.1    |
| WITH ALL PLUMBING FACILITIES . . . . .   | 19 769 | 369    | 557     | 3 231   | 9 399   | 3 989   | 1 491   | 446     | 287             | 4.1    |
| LACKING SOME OR ALL FACILITIES . . . . . | 1 786  | 275    | 54      | 507     | 643     | 201     | 65      | 15      | 26              | 3.6    |
| DETERIORATING . . . . .                  | 7 233  | 169    | 251     | 2 563   | 2 372   | 1 047   | 571     | 164     | 96              | 3.8    |
| WITH ALL PLUMBING FACILITIES . . . . .   | 3 874  | 44     | 117     | 975     | 1 461   | 684     | 389     | 120     | 84              | 4.0    |
| LACKING SOME OR ALL FACILITIES . . . . . | 3 359  | 125    | 134     | 1 588   | 917     | 363     | 182     | 44      | 12              | 3.4    |
| DILAPIDATED . . . . .                    | 3 307  | 138    | 186     | 1 330   | 947     | 402     | 162     | 68      | 74              | 3.5    |
| GROSS RENT AS PERCENTAGE OF INCOME       |        |        |         |         |         |         |         |         |                 |        |
| TOTAL . . . . .                          | 31 849 | 947    | 1 040   | 7 611   | 13 291  | 5 579   | 2 223   | 679     | 479             | 4.0    |
| LESS THAN 10 PERCENT . . . . .           | 1 821  | 90     | 105     | 384     | 623     | 392     | 147     | 56      | 24              | 4.0    |
| 10 TO 14 PERCENT . . . . .               | 4 859  | 219    | 151     | 931     | 2 041   | 968     | 376     | 106     | 67              | 4.1    |
| 15 TO 19 PERCENT . . . . .               | 5 901  | 121    | 133     | 1 166   | 2 652   | 1 240   | 408     | 110     | 71              | 4.1    |
| 20 TO 24 PERCENT . . . . .               | 4 738  | 95     | 87      | 1 113   | 2 242   | 767     | 318     | 78      | 38              | 4.0    |
| 25 TO 34 PERCENT . . . . .               | 5 401  | 99     | 157     | 1 322   | 2 400   | 869     | 395     | 101     | 58              | 4.0    |
| 35 PERCENT OR MORE . . . . .             | 7 369  | 250    | 293     | 2 395   | 2 843   | 1 036   | 368     | 107     | 77              | 3.8    |
| NOT COMPUTED . . . . .                   | 1 760  | 73     | 114     | 300     | 490     | 307     | 211     | 121     | 144             | 4.3    |
| PERSONS                                  |        |        |         |         |         |         |         |         |                 |        |
| 1 PERSON . . . . .                       | 4 975  | 770    | 483     | 2 026   | 1 206   | 382     | 67      | 20      | 21              | 3.1    |
| 2 PERSONS . . . . .                      | 7 959  | 144    | 377     | 2 477   | 3 426   | 1 099   | 310     | 78      | 48              | 3.8    |
| 3 PERSONS . . . . .                      | 6 424  | 20     | 100     | 1 339   | 3 315   | 1 075   | 399     | 108     | 68              | 4.0    |
| 4 PERSONS . . . . .                      | 4 850  | 13     | 37      | 801     | 2 344   | 1 077   | 399     | 89      | 90              | 4.2    |
| 5 PERSONS . . . . .                      | 3 024  | 4      | 12      | 425     | 1 270   | 738     | 362     | 127     | 86              | 4.3    |
| 6 PERSONS OR MORE . . . . .              | 4 863  | ...    | 39      | 563     | 1 800   | 1 268   | 752     | 271     | 170             | 4.5    |
| MEDIAN . . . . .                         | 3.0    | 1.1    | 1.6     | 2.2     | 3.1     | 3.7     | 4.4     | 4.9     | 4.7             | ...    |

Table A-6.—UNITS IN STRUCTURE FOR OWNER- AND RENTER-OCCUPIED HOUSING UNITS, FOR THE SMSA: 1960

[Based on sample; median not shown where base is insufficient; see text. Plus (+) or minus (-) after number indicates median above or below that number]

| SUBJECT                                    | OWNER OCCUPIED |        |                 |           | RENTER OCCUPIED |        |         |               |               |                  |           |
|--|----------------|--------|-----------------|-----------|-----------------|--------|---------|---------------|---------------|------------------|-----------|
|  | TOTAL          | 1 UNIT | 2 UNITS OR MORE | TRAIL-ERS | TOTAL           | 1 UNIT | 2 UNITS | 3 AND 4 UNITS | 5 TO 19 UNITS | 20 UNITS OR MORE | TRAIL-ERS |
| ALL OCCUPIED UNITS . . . . .               | 44 779         | 42 963 | 773             | 1 043     | 32 098          | 20 167 | 3 658   | 4 093         | 2 977         | 912              | 291       |
| ROOMS                                      |                |        |                 |           |                 |        |         |               |               |                  |           |
| 1 ROOM . . . . .                           | 21             | ..     | 5               | 16        | 896             | 148    | 59      | 79            | 194           | 408              | 8         |
| 2 ROOMS . . . . .                          | 265            | 95     | 15              | 155       | 1 019           | 317    | 117     | 146           | 240           | 101              | 98        |
| 3 ROOMS . . . . .                          | 1 009          | 524    | 60              | 425       | 7 653           | 4 247  | 1 264   | 1 077         | 654           | 252              | 159       |
| 4 ROOMS . . . . .                          | 5 341          | 4 696  | 254             | 391       | 13 405          | 7 996  | 1 621   | 2 261         | 1 388         | 113              | 26        |
| 5 ROOMS . . . . .                          | 14 712         | 14 488 | 172             | 52        | 5 613           | 4 240  | 443     | 456           | 456           | 38               | ..        |
| 6 ROOMS . . . . .                          | 12 773         | 12 627 | 142             | 4         | 2 268           | 2 021  | 143     | 84            | 20            | ..               | ..        |
| 7 ROOMS OR MORE . . . . .                  | 10 658         | 10 533 | 125             | ..        | 1 244           | 1 198  | 11      | 10            | 25            | ..               | ..        |
| MEDIAN . . . . .                           | 5.6            | 5.6    | 4.8             | 3.3       | 4.0             | 4.2    | 3.7     | 3.8           | 3.8           | 2.0              | 2.7       |
| YEAR STRUCTURE BUILT                       |                |        |                 |           |                 |        |         |               |               |                  |           |
| 1959 TO MARCH 1960 . . . . .               | 3 474          | 3 273  | 5               | 196       | 518             | 315    | 118     | 24            | 23            | 5                | 33        |
| 1955 TO 1958 . . . . .                     | 10 490         | 9 915  | 40              | 535       | 2 420           | 1 595  | 316     | 317           | 99            | 18               | 75        |
| 1950 TO 1954 . . . . .                     | 9 396          | 9 055  | 130             | 211       | 5 729           | 3 413  | 817     | 850           | 577           | ..               | 82        |
| 1940 TO 1949 . . . . .                     | 9 447          | 9 214  | 156             | 77        | 6 754           | 3 989  | 462     | 927           | 1 275         | 32               | 69        |
| 1939 OR EARLIER . . . . .                  | 11 972         | 11 506 | 442             | 24        | 16 667          | 10 855 | 1 945   | 1 975         | 1 003         | 857              | 32        |
| CONDITION AND PLUMBING                     |                |        |                 |           |                 |        |         |               |               |                  |           |
| SOUND . . . . .                            | 41 231         | 39 576 | 644             | 1 011     | 21 570          | 12 414 | 2 600   | 2 918         | 2 538         | 835              | 265       |
| WITH ALL PLUMBING FACIL. . . . .           | 40 011         | 38 420 | 624             | 967       | 19 822          | 11 230 | 2 408   | 2 801         | 2 434         | 696              | 253       |
| LACKING SOME OR ALL FACIL. . . . .         | 1 220          | 1 156  | 20              | 44        | 1 748           | 1 184  | 192     | 117           | 104           | 139              | 12        |
| DETERIORATING . . . . .                    | 2 792          | 2 640  | 124             | 28        | 7 127           | 5 032  | 749     | 915           | 358           | 51               | 22        |
| WITH ALL PLUMBING FACIL. . . . .           | 1 916          | 1 797  | 99              | 20        | 3 837           | 2 492  | 397     | 639           | 255           | 36               | 18        |
| LACKING SOME OR ALL FACIL. . . . .         | 876            | 843    | 25              | 8         | 3 290           | 2 540  | 352     | 276           | 103           | 15               | 4         |
| DILAPIDATED . . . . .                      | 756            | 747    | 5               | 4         | 3 401           | 2 721  | 309     | 260           | 81            | 26               | 4         |
| GROSS RENT                                 |                |        |                 |           |                 |        |         |               |               |                  |           |
| TOTAL . . . . .                            | ..             | ..     | ..              | ..        | 31 868          | 19 941 | 3 654   | 4 093         | 2 977         | 912              | 291       |
| LESS THAN \$30 . . . . .                   | ..             | ..     | ..              | ..        | 1 098           | 656    | 43      | 20            | 315           | 44               | 20        |
| \$30 TO \$39 . . . . .                     | ..             | ..     | ..              | ..        | 1 985           | 1 282  | 182     | 177           | 277           | 61               | 6         |
| \$40 TO \$49 . . . . .                     | ..             | ..     | ..              | ..        | 3 318           | 2 092  | 415     | 260           | 329           | 214              | 8         |
| \$50 TO \$59 . . . . .                     | ..             | ..     | ..              | ..        | 4 148           | 2 609  | 497     | 567           | 300           | 154              | 21        |
| \$60 TO \$69 . . . . .                     | ..             | ..     | ..              | ..        | 4 973           | 2 744  | 650     | 1 041         | 351           | 125              | 62        |
| \$70 TO \$79 . . . . .                     | ..             | ..     | ..              | ..        | 4 776           | 2 566  | 655     | 944           | 482           | 88               | 41        |
| \$80 TO \$99 . . . . .                     | ..             | ..     | ..              | ..        | 6 419           | 3 977  | 782     | 817           | 612           | 163              | 68        |
| \$100 TO \$119 . . . . .                   | ..             | ..     | ..              | ..        | 2 456           | 1 799  | 265     | 183           | 146           | 30               | 33        |
| \$120 OR MORE . . . . .                    | ..             | ..     | ..              | ..        | 1 349           | 1 007  | 107     | 69            | 135           | 23               | 8         |
| NO CASH RENT . . . . .                     | ..             | ..     | ..              | ..        | 1 346           | 1 209  | 58      | 15            | 30            | 10               | 24        |
| MEDIAN . . . . . DOLLARS . . . . .         | ..             | ..     | ..              | ..        | 69              | 70     | 70      | 70            | 67            | 59               | 74        |
| HEATING EQUIPMENT                          |                |        |                 |           |                 |        |         |               |               |                  |           |
| STEAM OR HOT WATER . . . . .               | 1 772          | 1 681  | 88              | 3         | 3 343           | 702    | 167     | 741           | 932           | 793              | 8         |
| WARM AIR FURNACE . . . . .                 | 24 310         | 23 500 | 370             | 440       | 4 761           | 3 100  | 536     | 585           | 421           | 49               | 70        |
| FLOOR, WALL, OR PIPELESS FURNACE . . . . . | 7 879          | 7 723  | 92              | 64        | 3 960           | 2 867  | 528     | 318           | 185           | 40               | 22        |
| BUILT-IN ELECTRIC UNIT . . . . .           | 179            | 170    | 5               | 4         | 56              | 18     | 10      | ..            | 10            | ..               | 18        |
| OTHER MEANS WITH FLUE . . . . .            | 10 244         | 9 564  | 193             | 487       | 19 060          | 12 821 | 2 345   | 2 346         | 1 359         | 30               | 159       |
| OTHER MEANS WITHOUT FLUE . . . . .         | 362            | 292    | 25              | 45        | 701             | 516    | 57      | 68            | 46            | ..               | 14        |
| NONE . . . . .                             | 33             | 33     | ..              | ..        | 217             | 143    | 15      | 35            | 24            | ..               | ..        |
| PERSONS                                    |                |        |                 |           |                 |        |         |               |               |                  |           |
| 1 PERSON . . . . .                         | 2 448          | 2 194  | 154             | 100       | 4 785           | 1 874  | 548     | 797           | 872           | 663              | 31        |
| 2 PERSONS . . . . .                        | 11 256         | 10 581 | 329             | 346       | 7 851           | 4 372  | 977     | 1 394         | 784           | 199              | 125       |
| 3 PERSONS . . . . .                        | 9 836          | 9 397  | 150             | 289       | 6 564           | 4 335  | 783     | 824           | 537           | 25               | 60        |
| 4 PERSONS . . . . .                        | 10 433         | 10 161 | 95              | 177       | 4 920           | 3 455  | 561     | 473           | 360           | 16               | 5         |
| 5 PERSONS . . . . .                        | 6 368          | 6 230  | 31              | 107       | 3 084           | 2 240  | 384     | 251           | 200           | ..               | 9         |
| 6 PERSONS OR MORE . . . . .                | 4 438          | 4 400  | 14              | 24        | 4 894           | 3 891  | 405     | 354           | 224           | 9                | 11        |
| MEDIAN . . . . .                           | 3.4            | 3.4    | 2.2             | 2.8       | 3.0             | 3.4    | 2.9     | 2.4           | 2.3           | 1.2              | 2.4       |
| YEAR MOVED INTO UNIT                       |                |        |                 |           |                 |        |         |               |               |                  |           |
| 1959 TO MARCH 1960 . . . . .               | 6 489          | 6 043  | 58              | 388       | 12 989          | 7 946  | 1 556   | 1 808         | 1 187         | 277              | 215       |
| 1958 . . . . .                             | 4 680          | 4 402  | 27              | 251       | 4 492           | 2 814  | 462     | 605           | 431           | 139              | 41        |
| 1950 TO 1957 . . . . .                     | 20 215         | 19 536 | 293             | 386       | 10 770          | 6 816  | 1 233   | 1 263         | 1 051         | 380              | 27        |
| 1940 TO 1949 . . . . .                     | 7 934          | 7 729  | 195             | 10        | 2 349           | 1 415  | 284     | 294           | 273           | 79               | 4         |
| 1939 OR EARLIER . . . . .                  | 5 461          | 5 253  | 200             | 8         | 1 498           | 1 176  | 123     | 123           | 35            | 37               | 4         |

Table A-7.—HOUSEHOLD COMPOSITION FOR OWNER- AND RENTER-OCCUPIED HOUSING UNITS, FOR THE SMSA: 1960

[Based on sample; see text. Median not shown where base is less than 200; plus (+) or minus (-) after number indicates median above or below that number]

| SUBJECT                                  | TOTAL  | TWO-OR-MORE-PERSON HOUSEHOLDS               |                   |                      |                   |                      |                   |                      | ONE-PERSON HOUSEHOLDS |                      |
|--|--------|---|-------------------|----------------------|-------------------|----------------------|-------------------|----------------------|-----------------------|----------------------|
|  |        | MALE HEAD, WIFE PRESENT,<br>NO NONRELATIVES |                   |                      | OTHER MALE HEAD   |                      | FEMALE HEAD       |                      | UNDER 65<br>YEARS     | 65 YEARS<br>AND OVER |
|  |        | UNDER 45<br>YEARS                           | 45 TO 64<br>YEARS | 65 YEARS<br>AND OVER | UNDER 65<br>YEARS | 65 YEARS<br>AND OVER | UNDER 65<br>YEARS | 65 YEARS<br>AND OVER |                       |                      |
| OWNER-OCCUPIED UNITS . . . . .           | 44 782 | 21 126                                      | 13 328            | 2 868                | 1 129             | 368                  | 2 556             | 937                  | 1 522                 | 948                  |
| UNITS IN STRUCTURE                       |        |   |                   |                      |                   |                      |                   |                      |                       |                      |
| 1 . . . . .                              | 42 963 | 20 170                                      | 13 029            | 2 840                | 1 108             | 357                  | 2 428             | 837                  | 1 411                 | 783                  |
| 2 OR MORE . . . . .                      | 773    | 164   | 196               | 96                   | 16                | 25                   | 68                | 54                   | 64                    | 90                   |
| TRAILER . . . . .                        | 1 043  | 730   | 135               | 15                   | 12                | 4                    | 47                | ...                  | 67                    | 33                   |
| CONDITION AND PLUMBING                   |        |   |                   |                      |                   |                      |                   |                      |                       |                      |
| SOUND . . . . .                          | 41 239 | 20 232                                      | 12 289            | 2 494                | 971               | 284                  | 2 153             | 741                  | 1 322                 | 753                  |
| WITH ALL PLUMBING FACILITIES . . . . .   | 40 003 | 19 816                                      | 11 932            | 2 388                | 928               | 254                  | 2 068             | 688                  | 1 246                 | 683                  |
| LACKING SOME OR ALL FACILITIES . . . . . | 1 236  | 416   | 357               | 106                  | 43                | 30                   | 85                | 53                   | 76                    | 70                   |
| DETERIORATING . . . . .                  | 2 798  | 753   | 830               | 282                  | 137               | 63                   | 288               | 157                  | 129                   | 159                  |
| WITH ALL PLUMBING FACILITIES . . . . .   | 1 934  | 529   | 573               | 198                  | 92                | 39                   | 195               | 100                  | 100                   | 108                  |
| LACKING SOME OR ALL FACILITIES . . . . . | 864    | 224   | 257               | 84                   | 45                | 24                   | 93                | 57                   | 29                    | 51                   |
| DILAPIDATED . . . . .                    | 745    | 141   | 209               | 92                   | 21                | 21                   | 115               | 39                   | 71                    | 36                   |
| INCOME IN 1959 <sup>1</sup>              |        |   |                   |                      |                   |                      |                   |                      |                       |                      |
| LESS THAN \$2,000 . . . . .              | 4 171  | 344   | 618               | 735                  | 108               | 142                  | 635               | 312                  | 607                   | 670                  |
| \$2,000 TO \$2,999 . . . . .             | 2 427  | 602   | 593               | 355                  | 92                | 37                   | 322               | 102                  | 190                   | 134                  |
| \$3,000 TO \$3,999 . . . . .             | 3 264  | 992   | 1 050             | 335                  | 109               | 37                   | 370               | 118                  | 213                   | 40                   |
| \$4,000 TO \$4,999 . . . . .             | 4 328  | 2 024                                       | 1 219             | 307                  | 120               | 23                   | 355               | 88                   | 153                   | 39                   |
| \$5,000 TO \$5,999 . . . . .             | 5 637  | 3 249                                       | 1 431             | 234                  | 154               | 20                   | 278               | 80                   | 158                   | 33                   |
| \$6,000 TO \$6,999 . . . . .             | 5 171  | 3 370                                       | 1 281             | 136                  | 91                | 24                   | 150               | 63                   | 44                    | 12                   |
| \$7,000 TO \$7,999 . . . . .             | 4 437  | 2 613                                       | 1 320             | 153                  | 98                | 16                   | 156               | 29                   | 48                    | 4                    |
| \$8,000 TO \$8,999 . . . . .             | 6 223  | 3 827                                       | 1 828             | 164                  | 142               | 20                   | 128               | 72                   | 38                    | 4                    |
| \$9,000 TO \$9,999 . . . . .             | 5 662  | 2 751                                       | 2 385             | 183                  | 115               | 25                   | 120               | 32                   | 47                    | 4                    |
| \$10,000 TO \$14,999 . . . . .           | 3 462  | 1 354                                       | 1 603             | 266                  | 100               | 24                   | 42                | 41                   | 24                    | 8                    |
| \$15,000 OR MORE . . . . .               | 6 500  | 7 000                                       | 4 400             | 4 000                | 5 900             | 3 100                | 3 900             | 3 500                | 2 800                 | 2 000-               |
| MEDIAN . . . . . DOLLARS.                |        |   |                   |                      |                   |                      |                   |                      |                       |                      |
| VALUE-INCOME RATIO                       |        |   |                   |                      |                   |                      |                   |                      |                       |                      |
| TOTAL . . . . .                          | 40 482 | 19 605                                      | 11 980            | 2 432                | 1 010             | 295                  | 2 341             | 818                  | 1 278                 | 723                  |
| LESS THAN 1.5 . . . . .                  | 13 907 | 6 598                                       | 5 470             | 624                  | 368               | 60                   | 426               | 190                  | 139                   | 32                   |
| 1.5 TO 1.9 . . . . .                     | 8 687  | 5 094                                       | 2 470             | 315                  | 199               | 12                   | 353               | 103                  | 129                   | 32                   |
| 2.0 TO 2.4 . . . . .                     | 6 508  | 3 969                                       | 1 568             | 264                  | 150               | 34                   | 302               | 61                   | 135                   | 25                   |
| 2.5 TO 2.9 . . . . .                     | 3 525  | 1 860                                       | 882               | 246                  | 67                | 25                   | 250               | 79                   | 96                    | 20                   |
| 3.0 TO 3.9 . . . . .                     | 3 031  | 1 261                                       | 730               | 279                  | 96                | 31                   | 295               | 84                   | 188                   | 67                   |
| 4.0 OR MORE . . . . .                    | 4 449  | 790   | 808               | 688                  | 108               | 121                  | 673               | 273                  | 500                   | 488                  |
| NOT COMPUTED . . . . .                   | 375    | 33  | 52                | 16                   | 22                | 12                   | 62                | 28                   | 91                    | 59                   |
| RENTER-OCCUPIED UNITS . . . . .          | 32 095 | 14 271                                      | 4 817             | 957                  | 1 556             | 223                  | 4 753             | 543                  | 3 901                 | 1 074                |
| UNITS IN STRUCTURE                       |        |   |                   |                      |                   |                      |                   |                      |                       |                      |
| 1 . . . . .                              | 20 167 | 9 797                                       | 3 572             | 710                  | 981               | 148                  | 2 732             | 353                  | 1 436                 | 438                  |
| 2 . . . . .                              | 3 658  | 1 704                                       | 523               | 81                   | 156               | 23                   | 577               | 46                   | 422                   | 126                  |
| 3 AND 4 . . . . .                        | 4 093  | 1 658                                       | 466               | 81                   | 252               | 15                   | 757               | 67                   | 650                   | 147                  |
| 5 TO 19 . . . . .                        | 2 977  | 1 133                                       | 237               | 58                   | 102               | 15                   | 533               | 30                   | 707                   | 165                  |
| 20 OR MORE . . . . .                     | 912    | 79  | 45                | 19                   | 25                | 5                    | 61                | 15                   | 533                   | 130                  |
| TRAILER . . . . .                        | 291    | 176   | 29                | ...                  | 30                | ...                  | 25                | ...                  | 31                    | ...                  |
| CONDITION AND PLUMBING                   |        |   |                   |                      |                   |                      |                   |                      |                       |                      |
| SOUND . . . . .                          | 21 555 | 10 604                                      | 3 055             | 548                  | 798               | 73                   | 2 857             | 276                  | 2 647                 | 697                  |
| WITH ALL PLUMBING FACILITIES . . . . .   | 19 769 | 10 065                                      | 2 827             | 478                  | 671               | 52                   | 2 553             | 235                  | 2 281                 | 607                  |
| LACKING SOME OR ALL FACILITIES . . . . . | 1 786  | 539   | 228               | 70                   | 127               | 21                   | 304               | 41                   | 366                   | 90                   |
| DETERIORATING . . . . .                  | 7 233  | 2 687                                       | 1 203             | 278                  | 509               | 107                  | 1 283             | 172                  | 757                   | 237                  |
| WITH ALL PLUMBING FACILITIES . . . . .   | 3 874  | 1 705                                       | 646               | 147                  | 259               | 43                   | 623               | 74                   | 405                   | 72                   |
| LACKING SOME OR ALL FACILITIES . . . . . | 3 359  | 982   | 557               | 131                  | 250               | 64                   | 660               | 98                   | 352                   | 165                  |
| DILAPIDATED . . . . .                    | 3 307  | 980   | 559               | 131                  | 249               | 43                   | 613               | 95                   | 497                   | 140                  |
| INCOME IN 1959 <sup>1</sup>              |        |   |                   |                      |                   |                      |                   |                      |                       |                      |
| LESS THAN \$2,000 . . . . .              | 7 830  | 1 139                                       | 773               | 411                  | 326               | 124                  | 2 352             | 289                  | 1 588                 | 828                  |
| \$2,000 TO \$2,999 . . . . .             | 5 300  | 2 209                                       | 776               | 173                  | 329               | 32                   | 870               | 125                  | 676                   | 110                  |
| \$3,000 TO \$3,999 . . . . .             | 5 318  | 2 759                                       | 833               | 131                  | 315               | 20                   | 995               | 48                   | 569                   | 48                   |
| \$4,000 TO \$4,999 . . . . .             | 3 767  | 2 177                                       | 528               | 45                   | 198               | 22                   | 415               | 24                   | 337                   | 21                   |
| \$5,000 TO \$5,999 . . . . .             | 3 037  | 1 890                                       | 427               | 70                   | 98                | 8                    | 220               | 12                   | 292                   | 20                   |
| \$6,000 TO \$6,999 . . . . .             | 2 341  | 1 548                                       | 388               | 38                   | 81                | ...                  | 104               | 9                    | 153                   | 20                   |
| \$7,000 TO \$7,999 . . . . .             | 1 364  | 864   | 263               | 29                   | 52                | 9                    | 71                | 4                    | 68                    | 4                    |
| \$8,000 TO \$8,999 . . . . .             | 1 662  | 1 012                                       | 364               | 24                   | 90                | 4                    | 68                | 12                   | 76                    | 12                   |
| \$9,000 TO \$9,999 . . . . .             | 1 068  | 529   | 335               | 16                   | 63                | 4                    | 27                | 12                   | 79                    | 3                    |
| \$10,000 TO \$14,999 . . . . .           | 408    | 144   | 130               | 20                   | 4                 | ...                  | 31                | 8                    | 63                    | 8                    |
| \$15,000 OR MORE . . . . .               | 3 500  | 4 500                                       | 4 100             | 2 400                | 3 400             | 2 000-               | 2 000             | 2 000-               | 2 500                 | 2 000-               |
| MEDIAN . . . . . DOLLARS.                |        |   |                   |                      |                   |                      |                   |                      |                       |                      |
| GROSS RENT                               |        |   |                   |                      |                   |                      |                   |                      |                       |                      |
| TOTAL . . . . .                          | 31 849 | 14 168                                      | 4 749             | 938                  | 1 531             | 207                  | 4 753             | 543                  | 3 886                 | 1 074                |
| LESS THAN \$30 . . . . .                 | 1 100  | 243   | 151               | 57                   | 36                | 10                   | 236               | 40                   | 172                   | 155                  |
| \$30 TO \$39 . . . . .                   | 1 915  | 576   | 217               | 78                   | 64                | 12                   | 352               | 70                   | 437                   | 109                  |
| \$40 TO \$49 . . . . .                   | 3 341  | 965   | 430               | 140                  | 184               | 51                   | 638               | 86                   | 677                   | 170                  |
| \$50 TO \$59 . . . . .                   | 4 181  | 1 690                                       | 601               | 99                   | 219               | 31                   | 732               | 73                   | 583                   | 153                  |
| \$60 TO \$69 . . . . .                   | 5 003  | 2 220                                       | 813               | 139                  | 266               | 32                   | 742               | 60                   | 644                   | 87                   |
| \$70 TO \$79 . . . . .                   | 4 753  | 2 416                                       | 666               | 77                   | 212               | 16                   | 718               | 66                   | 505                   | 77                   |
| \$80 TO \$89 . . . . .                   | 6 465  | 3 657                                       | 854               | 144                  | 275               | 19                   | 803               | 72                   | 547                   | 94                   |
| \$90 TO \$99 . . . . .                   | 2 417  | 1 314                                       | 381               | 54                   | 131               | 12                   | 347               | 12                   | 121                   | 45                   |
| \$100 TO \$119 . . . . .                 | 1 366  | 682   | 326               | 36                   | 86                | 4                    | 105               | 16                   | 74                    | 37                   |
| \$120 OR MORE . . . . .                  | 1 308  | 405   | 310               | 114                  | 58                | 20                   | 80                | 48                   | 126                   | 147                  |
| NO CASH RENT . . . . .                   | 69     | 75  | 70                | 63                   | 69                | ...                  | 65                | 57                   | 60                    | 52                   |
| MEDIAN . . . . . DOLLARS.                |        |   |                   |                      |                   |                      |                   |                      |                       |                      |
| GROSS RENT AS PERCENTAGE<br>OF INCOME    |        |   |                   |                      |                   |                      |                   |                      |                       |                      |
| TOTAL . . . . .                          | 31 849 | 14 168                                      | 4 749             | 938                  | 1 531             | 207                  | 4 753             | 543                  | 3 886                 | 1 074                |
| LESS THAN 10 PERCENT . . . . .           | 1 821  | 874   | 440               | 60                   | 92                | 14                   | 89                | 12                   | 221                   | 19                   |
| 10 TO 14 PERCENT . . . . .               | 4 859  | 2 785                                       | 907               | 92                   | 228               | 17                   | 290               | 41                   | 475                   | 24                   |
| 15 TO 19 PERCENT . . . . .               | 5 901  | 3 471                                       | 919               | 94                   | 245               | 21                   | 508               | 60                   | 540                   | 43                   |
| 20 TO 24 PERCENT . . . . .               | 4 738  | 2 603                                       | 685               | 90                   | 205               | 16                   | 545               | 76                   | 460                   | 58                   |
| 25 TO 34 PERCENT . . . . .               | 5 401  | 2 461                                       | 721               | 197                  | 302               | 28                   | 904               | 82                   | 582                   | 124                  |
| 35 PERCENT OR MORE . . . . .             | 7 369  | 1 525                                       | 744               | 263                  | 397               | 88                   | 2 192             | 219                  | 1 331                 | 610                  |
| NOT COMPUTED . . . . .                   | 1 760  | 449   | 333               | 142                  | 62                | 23                   | 225               | 53                   | 277                   | 196                  |

<sup>1</sup> INCOME OF PRIMARY FAMILIES AND INDIVIDUALS.

Table A-8.—OCCUPIED HOUSING UNITS SHARING OR LACKING SPECIFIED FACILITIES, FOR THE SMSA: 1960

[Based on sample; the "total" columns are not additive; see text]

| SUBJECT  | UNITS SHARING-- |             |                               |                         |              |                                | UNITS WITH NO BATH AND/OR TOILET <sup>1</sup> |                           |
|--|-----------------|-------------|-------------------------------|-------------------------|--------------|--------------------------------|---|---------------------------|
|  | TOTAL           | ACCESS ONLY | ACCESS AND BATH AND/OR TOILET | BATH AND/OR TOILET ONLY | COOKING ONLY | COOKING AND BATH AND/OR TOILET | TOTAL   | SHARING ACCESS OR COOKING |
| <b>UNITS IN STRUCTURE</b>                          |                 |             |                               |                         |              |                                |   |                           |
| OWNER OCCUPIED . . . . .                           | 101             | 5           | ...                           | 81                      | 15           | ...                            | 1 903   | 5                         |
| 1 . . . . .  | 15              | ...         | ...                           | ...                     | 15           | ...                            | 1 903   | 5                         |
| 2 OR MORE . . . . .                                | 86              | 5           | ...                           | 81                      | ...          | ...                            | ...   | ...                       |
| RENTER OCCUPIED . . . . .                          | 1 172           | 30          | 10                            | 426                     | 328          | 378                            | 2 301   | 27                        |
| 1 . . . . .  | 54              | ...         | ...                           | ...                     | 54           | ...                            | 2 260   | 21                        |
| 2 . . . . .  | 133             | ...         | 10                            | 85                      | 20           | 18                             | 20  | ...                       |
| 3 AND 4 . . . . .                                  | 237             | 30          | ...                           | 163                     | 10           | 34                             | 15  | 6                         |
| 5 TO 19 . . . . .                                  | 312             | ...         | ...                           | 144                     | 29           | 139                            | 6   | ...                       |
| 20 OR MORE . . . . .                               | 436             | ...         | ...                           | 34                      | 215          | 187                            | ...   | ...                       |
| RENTER-OCCUPIED UNITS . . . . .                    | 1 202           | 28          | 13                            | 430                     | 325          | 406                            | 2 295   | 25                        |
| <b>YEAR STRUCTURE BUILT</b>                        |                 |             |                               |                         |              |                                |   |                           |
| 1955 TO MARCH 1960 . . . . .                       | 37              | ...         | ...                           | 12                      | 21           | 4                              | 195   | ...                       |
| 1950 TO 1954 . . . . .                             | 21              | ...         | ...                           | 12                      | 5            | 4                              | 232   | 5                         |
| 1940 TO 1949 . . . . .                             | 49              | 8           | ...                           | 21                      | 16           | 4                              | 450   | ...                       |
| 1939 OR EARLIER . . . . .                          | 1 095           | 20          | 13                            | 385                     | 283          | 394                            | 1 418   | 20                        |
| <b>CONDITION</b>                                   |                 |             |                               |                         |              |                                |   |                           |
| SOUND . . . . .                                    | 695             | 20          | 9                             | 156                     | 283          | 227                            | 552   | 4                         |
| DETERIORATING . . . . .                            | 276             | 8           | 4                             | 157                     | 25           | 82                             | 861   | 12                        |
| DILAPIDATED . . . . .                              | 231             | ...         | ...                           | 117                     | 17           | 97                             | 882   | 9                         |
| <b>INCOME IN 1959<sup>2</sup></b>                  |                 |             |                               |                         |              |                                |   |                           |
| LESS THAN \$2,000 . . . . .                        | 475             | 4           | 9                             | 166                     | 101          | 195                            | 1 041   | 13                        |
| \$2,000 TO \$3,999 . . . . .                       | 446             | 12          | 4                             | 190                     | 102          | 138                            | 753   | 8                         |
| \$4,000 TO \$5,999 . . . . .                       | 199             | 8           | ...                           | 66                      | 72           | 53                             | 338   | 4                         |
| \$6,000 TO \$7,999 . . . . .                       | 30              | 4           | ...                           | ...                     | 26           | ...                            | 104   | ...                       |
| \$8,000 TO \$9,999 . . . . .                       | 24              | ...         | ...                           | 8                       | 8            | 8                              | 38  | ...                       |
| \$10,000 OR MORE . . . . .                         | 28              | ...         | ...                           | ...                     | 16           | 12                             | 21  | ...                       |
| <b>GROSS RENT</b>                                  |                 |             |                               |                         |              |                                |   |                           |
| TOTAL . . . . .                                    | 1 198           | 28          | 13                            | 430                     | 321          | 406                            | 2 110   | 25                        |
| LESS THAN \$20 . . . . .                           | 3               | ...         | ...                           | 3                       | ...          | ...                            | 127   | ...                       |
| \$20 TO \$39 . . . . .                             | 335             | 4           | ...                           | 106                     | 46           | 179                            | 724   | ...                       |
| \$40 TO \$59 . . . . .                             | 536             | 8           | 9                             | 167                     | 149          | 203                            | 641   | 8                         |
| \$60 TO \$79 . . . . .                             | 175             | 12          | ...                           | 81                      | 62           | 20                             | 158   | ...                       |
| \$80 TO \$99 . . . . .                             | 44              | ...         | 4                             | 24                      | 16           | ...                            | 22  | ...                       |
| \$100 TO \$119 . . . . .                           | 24              | ...         | ...                           | 20                      | 4            | ...                            | 16  | ...                       |
| \$120 OR MORE . . . . .                            | 8               | ...         | ...                           | ...                     | 8            | ...                            | 12  | ...                       |
| NO CASH RENT . . . . .                             | 73              | 4           | ...                           | 29                      | 36           | 4                              | 410   | 17                        |
| <b>PERSONS</b>                                     |                 |             |                               |                         |              |                                |   |                           |
| 1 PERSON . . . . .                                 | 770             | 16          | 4                             | 153                     | 280          | 317                            | 241   | 16                        |
| 2 PERSONS . . . . .                                | 232             | 8           | 4                             | 110                     | 33           | 77                             | 357   | 5                         |
| 3 PERSONS . . . . .                                | 87              | ...         | 5                             | 70                      | 4            | 8                              | 375   | 4                         |
| 4 PERSONS OR MORE . . . . .                        | 113             | 4           | ...                           | 97                      | 8            | 4                              | 1 322   | ...                       |
| <b>HOUSEHOLD COMPOSITION</b>                       |                 |             |                               |                         |              |                                |   |                           |
| TWO-OR-MORE-PERSON HOUSEHOLDS . . . . .            | 432             | 12          | 9                             | 277                     | 45           | 89                             | 2 054   | 9                         |
| MALE HEAD, WIFE PRESENT, NO NONRELATIVES . . . . . | 231             | 8           | 4                             | 164                     | 24           | 31                             | 1 542   | 4                         |
| UNDER 45 YEARS . . . . .                           | 182             | 8           | 4                             | 131                     | 12           | 27                             | 895   | ...                       |
| 45 TO 64 YEARS . . . . .                           | 41              | ...         | ...                           | 29                      | 8            | 4                              | 476   | ...                       |
| 65 YEARS AND OVER . . . . .                        | 8               | ...         | ...                           | 4                       | 4            | ...                            | 171   | ...                       |
| OTHER MALE HEAD . . . . .                          | 67              | ...         | 5                             | 33                      | 12           | 17                             | 123   | ...                       |
| UNDER 45 YEARS . . . . .                           | 53              | ...         | ...                           | 33                      | 8            | 12                             | 144   | ...                       |
| 45 YEARS AND OVER . . . . .                        | 14              | ...         | 5                             | ...                     | 9            | 5                              | 49  | ...                       |
| FEMALE HEAD . . . . .                              | 134             | 4           | ...                           | 80                      | 9            | 41                             | 319   | 5                         |
| UNDER 45 YEARS . . . . .                           | 126             | ...         | ...                           | 76                      | 9            | 41                             | 258   | 5                         |
| 45 YEARS AND OVER . . . . .                        | 8               | 4           | ...                           | 4                       | ...          | ...                            | 61  | ...                       |
| ONE-PERSON HOUSEHOLDS . . . . .                    | 770             | 16          | 4                             | 153                     | 280          | 317                            | 241   | 16                        |
| UNDER 65 YEARS . . . . .                           | 654             | 16          | 4                             | 118                     | 232          | 284                            | 124   | 16                        |
| 65 YEARS AND OVER . . . . .                        | 116             | ...         | ...                           | 35                      | 48           | 33                             | 117   | ...                       |
| <b>YEAR MOVED INTO UNIT</b>                        |                 |             |                               |                         |              |                                |   |                           |
| 1959 TO MARCH 1960 . . . . .                       | 571             | 12          | 13                            | 237                     | 120          | 189                            | 610   | 5                         |
| 1958 . . . . .                                     | 135             | 12          | ...                           | 32                      | 59           | 32                             | 301   | 8                         |
| 1950 TO 1957 . . . . .                             | 325             | ...         | ...                           | 111                     | 102          | 112                            | 944   | 8                         |
| 1949 OR EARLIER . . . . .                          | 171             | 4           | ...                           | 50                      | 44           | 73                             | 440   | 4                         |
| <b>TYPE OF HOUSEHOLD</b>                           |                 |             |                               |                         |              |                                |   |                           |
| HOUSEHOLDS WITHOUT NONRELATIVES . . . . .          | 1 090           | 28          | 8                             | 389                     | 304          | 361                            | 2 204   | 20                        |
| MALE HEAD, WIFE PRESENT . . . . .                  | 231             | 8           | 4                             | 164                     | 24           | 31                             | 1 542   | 4                         |
| 2 PERSONS . . . . .                                | 107             | 4           | 4                             | 60                      | 16           | 23                             | 235   | ...                       |
| 3 PERSONS . . . . .                                | 44              | ...         | ...                           | 36                      | 4            | 4                              | 274   | 4                         |
| 4 PERSONS OR MORE . . . . .                        | 80              | 4           | ...                           | 68                      | 4            | 4                              | 1 033   | ...                       |
| OTHER HOUSEHOLD GROUPS . . . . .                   | 859             | 30          | 4                             | 225                     | 280          | 330                            | 662   | 16                        |
| HOUSEHOLDS WITH NONRELATIVES . . . . .             | 112             | ...         | 5                             | 41                      | 21           | 45                             | 91  | 5                         |
| <b>ROOMS AND PERSONS</b>                           |                 |             |                               |                         |              |                                |   |                           |
| 1 ROOM . . . . .                                   | 754             | 8           | ...                           | 110                     | 261          | 375                            | 20  | 13                        |
| 1 PERSON . . . . .                                 | 637             | 8           | ...                           | 76                      | 244          | 309                            | 17  | 8                         |
| 2 PERSONS OR MORE . . . . .                        | 117             | ...         | ...                           | 34                      | 17           | 66                             | 3   | 5                         |
| 2 ROOMS . . . . .                                  | 171             | 4           | 4                             | 120                     | 32           | 11                             | 100   | 4                         |
| 1 PERSON . . . . .                                 | 72              | 4           | ...                           | 44                      | 16           | 8                              | 47  | 4                         |
| 2 AND 3 PERSONS . . . . .                          | 79              | ...         | 4                             | 56                      | 16           | 3                              | 33  | ...                       |
| 4 PERSONS OR MORE . . . . .                        | 20              | ...         | ...                           | 20                      | ...          | ...                            | 20  | ...                       |
| 3 ROOMS . . . . .                                  | 174             | 8           | 9                             | 121                     | 20           | 16                             | 355   | 4                         |
| 4 ROOMS . . . . .                                  | 58              | 8           | ...                           | 42                      | 4            | 4                              | 1 109   | 4                         |
| 5 ROOMS OR MORE . . . . .                          | 45              | ...         | ...                           | 37                      | 8            | ...                            | 711   | ...                       |

<sup>1</sup> EXCLUDES UNITS SHARING BATH AND/OR TOILET! SEE TEXT.<sup>2</sup> INCOME OF PRIMARY FAMILIES AND INDIVIDUALS.



Table A-9.—DURATION OF VACANCY, FOR AVAILABLE VACANT HOUSING UNITS, FOR THE SMSA: 1960

[Based on sample; see text. Median not shown where base is less than 200; plus (+) or minus (-) after number indicates median above or below that number]

| SUBJECT  | TOTAL  | LESS THAN 4 MONTHS | 4 UP TO 6 MONTHS | 6 MONTHS OR MORE | SUBJECT                                       | TOTAL | LESS THAN 1 MONTH | 1 UP TO 4 MONTHS | 4 MONTHS OR MORE |
|--|--------|--------------------|------------------|------------------|---|-------|-------------------|------------------|------------------|
| VACANT AVAILABLE FOR SALE . . . . .            | 977    | 655                | 172              | 150              | VACANT AVAILABLE FOR RENT . . . . .           | 2 230 | 761               | 1 070            | 399              |
| ROOMS  |        |                    |                  |                  | ROOMS   |       |                   |                  |                  |
| 1 TO 3 ROOMS . . . . .                         | 23     | 2                  | 7                | 14               | 1 ROOM . . . . .                              | 134   | 82                | 42               | 10               |
| 4 ROOMS . . . . .                              | 43     | 21                 | 9                | 13               | 2 ROOMS . . . . .                             | 96    | 38                | 45               | 13               |
| 5 ROOMS . . . . .                              | 398    | 287                | 70               | 41               | 3 ROOMS . . . . .                             | 576   | 168               | 299              | 109              |
| 6 ROOMS . . . . .                              | 313    | 190                | 60               | 63               | 4 ROOMS . . . . .                             | 868   | 326               | 395              | 147              |
| 7 ROOMS OR MORE . . . . .                      | 200    | 155                | 26               | 19               | 5 ROOMS OR MORE . . . . .                     | 556   | 147               | 289              | 120              |
| BEDROOMS                                       |        |                    |                  |                  | BEDROOMS                                      |       |                   |                  |                  |
| 0 AND 1 . . . . .                              | 25     | ***                | 25               | ***              | 0 AND 1 . . . . .                             | 761   | 309               | 410              | 42               |
| 2 . . . . .                                    | 219    | 185                | ***              | 34               | 2 . . . . .                                   | 1 228 | 495               | 528              | 205              |
| 3 OR MORE . . . . .                            | 510    | 330                | 64               | 116              | 3 OR MORE . . . . .                           | 210   | 86                | 124              | ***              |
| UNITS IN STRUCTURE                             |        |                    |                  |                  | UNITS IN STRUCTURE                            |       |                   |                  |                  |
| 1 . . . . .                                    | 1 002  | 666                | 194              | 142              | 1 . . . . .                                   | 1 148 | 312               | 574              | 262              |
| 2 . . . . .                                    | 13     | 13                 | ***              | ***              | 2 TO 9 . . . . .                              | 834   | 249               | 428              | 157              |
| 3 OR MORE . . . . .                            | 5      | ***                | ***              | 5                | 10 TO 19 . . . . .                            | 115   | 85                | 30               | ***              |
| YEAR STRUCTURE BUILT                           |        |                    |                  |                  | 20 OR MORE . . . . .                          | 81    | 69                | 12               | ***              |
| 1959 TO MARCH 1960 . . . . .                   | 474    | 377                | 68               | 29               | YEAR STRUCTURE BUILT                          |       |                   |                  |                  |
| 1950 TO 1958 . . . . .                         | 284    | 183                | 46               | 55               | 1959 TO MARCH 1960 . . . . .                  | 122   | 72                | 30               | 20               |
| 1949 OR EARLIER . . . . .                      | 219    | 95                 | 58               | 66               | 1950 TO 1958 . . . . .                        | 311   | 118               | 125              | 68               |
| PLUMBING                                       |        |                    |                  |                  | 1949 OR EARLIER . . . . .                     | 1 797 | 571               | 915              | 311              |
| WITH ALL PLUMBING FACILITIES . . . . .         | 947    | 645                | 160              | 142              | PLUMBING                                      |       |                   |                  |                  |
| LACKING SOME OR ALL FACILITIES . . . . .       | 30     | 10                 | 12               | 8                | WITH ALL PLUMBING FACILITIES . . . . .        | 1 714 | 601               | 811              | 302              |
| HEATING EQUIPMENT                              |        |                    |                  |                  | LACKING SOME OR ALL FACILITIES . . . . .      | 516   | 160               | 259              | 97               |
| STEAM; HOT WATER; WARM AIR FURNACE . . . . .   | 701    | 503                | 113              | 85               | RENT ASKED                                    |       |                   |                  |                  |
| OTHER . . . . .                                | 276    | 192                | 59               | 65               | TOTAL . . . . .                               | 2 160 | 783               | 1 050            | 367              |
| NONE . . . . .                                 | ***    | ***                | ***              | ***              | LESS THAN \$40 . . . . .                      | 583   | 201               | 261              | 121              |
| SALE PRICE ASKED                               |        |                    |                  |                  | \$40 TO \$59 . . . . .                        | 797   | 287               | 451              | 99               |
| TOTAL . . . . .                                | 963    | 651                | 172              | 140              | \$60 TO \$79 . . . . .                        | 551   | 223               | 228              | 100              |
| LESS THAN \$5,000 . . . . .                    | 41     | 12                 | 21               | 8                | \$80 TO \$99 . . . . .                        | 143   | 38                | 74               | 31               |
| \$5,000 TO \$9,900 . . . . .                   | 146    | 74                 | 27               | 45               | \$100 OR MORE . . . . .                       | 86    | 34                | 36               | 16               |
| \$10,000 TO \$14,900 . . . . .                 | 363    | 250                | 67               | 46               | MEDIAN RENT ASKED . . . . . DOLLARS . . . . . | 52    | 54                | 52               | 53               |
| \$15,000 TO \$19,900 . . . . .                 | 226    | 171                | 30               | 25               |   |       |                   |                  |                  |
| \$20,000 TO \$24,900 . . . . .                 | 91     | 67                 | 17               | 7                |   |       |                   |                  |                  |
| \$25,000 OR MORE . . . . .                     | 96     | 77                 | 10               | 9                |   |       |                   |                  |                  |
| MEDIAN PRICE ASKED . . . . . DOLLARS . . . . . | 14 100 | 14 800             | ***              | ***              |   |       |                   |                  |                  |

Table A-10.—RENT ASKED FOR VACANT HOUSING UNITS AVAILABLE FOR RENT, FOR THE SMSA: 1960

[Based on sample; see text]

| SUBJECT                                  | TOTAL | LESS THAN \$40 | \$40 TO \$59 | \$60 TO \$79 | \$80 TO \$99 | \$100 OR MORE |
|--|-------|----------------|--------------|--------------|--------------|---------------|
| VACANT AVAILABLE FOR RENT . . . . .      | 2 160 | 583            | 797          | 551          | 143          | 86            |
| BEDROOMS                                 |       |                |              |              |              |               |
| 0 AND 1 . . . . .                        | 741   | 291            | 313          | 113          | 24           | ***           |
| 2 . . . . .                              | 1 228 | 314            | 490          | 343          | 81           | ***           |
| 3 OR MORE . . . . .                      | 210   | 17             | 80           | 39           | 74           | ***           |
| UNITS IN STRUCTURE                       |       |                |              |              |              |               |
| 1 . . . . .                              | 1 071 | 285            | 309          | 334          | 116          | 27            |
| 2 TO 4 . . . . .                         | 709   | 168            | 318          | 147          | 14           | 62            |
| 5 OR MORE . . . . .                      | 317   | 124            | 90           | 84           | 10           | 9             |
| YEAR STRUCTURE BUILT                     |       |                |              |              |              |               |
| 1959 TO MARCH 1960 . . . . .             | 117   | 10             | 18           | 58           | 13           | 18            |
| 1950 TO 1958 . . . . .                   | 295   | 32             | 87           | 130          | 17           | 29            |
| 1949 OR EARLIER . . . . .                | 1 748 | 541            | 692          | 363          | 113          | 39            |
| PLUMBING                                 |       |                |              |              |              |               |
| WITH ALL PLUMBING FACILITIES . . . . .   | 1 692 | 252            | 671          | 544          | 143          | 82            |
| LACKING SOME OR ALL FACILITIES . . . . . | 468   | 331            | 126          | 7            | ***          | 4             |
| INCLUSION OF UTILITIES IN RENT           |       |                |              |              |              |               |
| ALL UTILITIES INCLUDED . . . . .         | 209   | 77             | 68           | 56           | 4            | 4             |
| SOME OR NO UTILITIES INCLUDED . . . . .  | 1 951 | 506            | 729          | 495          | 139          | 82            |

Table B-1.—VALUE OF OWNER-OCCUPIED HOUSING UNITS, FOR THE CITY: 1960

[Based on sample; median not shown where base is insufficient; see text. Plus (+) or minus (-) after number indicates median above or below that number]

| SUBJECT  | TOTAL  | VALUE             |                    |                    |                      |                      |                      |                      |                      |                  |                  |
|--|--------|-------------------|--------------------|--------------------|----------------------|----------------------|----------------------|----------------------|----------------------|------------------|------------------|
|  |        | LESS THAN \$5,000 | \$5,000 TO \$7,400 | \$7,500 TO \$9,900 | \$10,000 TO \$12,400 | \$12,500 TO \$14,900 | \$15,000 TO \$17,400 | \$17,500 TO \$19,900 | \$20,000 TO \$24,900 | \$25,000 OR MORE | MEDIAN (DOLLARS) |
| OWNER-OCCUPIED UNITS . . . . .                     | 29 869 | 1 975             | 3 078              | 4 664              | 5 553                | 4 783                | 3 012                | 1 792                | 2 024                | 2 988            | 12 300           |
| ROOMS  |        |                   |                    |                    |                      |                      |                      |                      |                      |                  |                  |
| 1 AND 2 ROOMS . . . . .                            | 43     | 24                | ***                | 4                  | 4                    | ***                  | ***                  | ***                  | ***                  | 11               | ***              |
| 3 ROOMS . . . . .                                  | 249    | 156               | 66                 | 15                 | 4                    | 4                    | ***                  | ***                  | ***                  | 4                | 5 000-           |
| 4 ROOMS . . . . .                                  | 2 942  | 683               | 815                | 961                | 287                  | 103                  | 40                   | 16                   | 12                   | 25               | 7 400            |
| 5 ROOMS . . . . .                                  | 10 425 | 710               | 1 239              | 2 139              | 3 095                | 2 141                | 709                  | 195                  | 118                  | 79               | 10 900           |
| 6 ROOMS . . . . .                                  | 8 667  | 301               | 733                | 1 161              | 1 603                | 1 886                | 1 414                | 736                  | 579                  | 254              | 13 200           |
| 7 ROOMS . . . . .                                  | 4 267  | 69                | 147                | 246                | 371                  | 463                  | 573                  | 598                  | 782                  | 1 018            | 18 600           |
| 8 ROOMS OR MORE . . . . .                          | 3 276  | 32                | 78                 | 138                | 189                  | 186                  | 276                  | 247                  | 533                  | 1 597            | 24 600           |
| MEDIAN . . . . .                                   | 5.6    | 4.7               | 5.0                | 5.1                | 5.3                  | 5.6                  | 6.0                  | 6.4                  | 6.9                  | 7.5+             | ***              |
| BEDROOMS   |        |                   |                    |                    |                      |                      |                      |                      |                      |                  |                  |
| 0 TO 2 . . . . .                                   | 13 133 | 1 458             | 2 006              | 2 816              | 2 979                | 2 182                | 724                  | 401                  | 364                  | 203              | 10 200           |
| 3 . . . . .  | 12 940 | 551               | 895                | 1 408              | 2 256                | 2 367                | 2 037                | 954                  | 1 127                | 1 345            | 13 900           |
| 4 OR MORE . . . . .                                | 3 753  | 75                | 144                | 319                | 288                  | 306                  | 489                  | 200                  | 511                  | 1 421            | 20 500           |
| BATHROOMS  |        |                   |                    |                    |                      |                      |                      |                      |                      |                  |                  |
| 1 . . . . .  | 19 379 | 1 379             | 2 804              | 4 326              | 5 162                | 3 726                | 1 199                | 396                  | 203                  | 184              | 10 600           |
| MORE THAN 1 . . . . .                              | 9 648  | 25                | 136                | 295                | 385                  | 1 016                | 1 727                | 1 448                | 1 814                | 2 802            | 19 600-          |
| SHARED OR NONE . . . . .                           | 876    | 570               | 192                | 74                 | 8                    | 13                   | 10                   | 5                    | 4                    | ***              | 5 000-           |
| YEAR STRUCTURE BUILT                               |        |                   |                    |                    |                      |                      |                      |                      |                      |                  |                  |
| 1959 TO MARCH 1960 . . . . .                       | 1 557  | 12                | 39                 | 146                | 272                  | 435                  | 247                  | 116                  | 100                  | 190              | 14 300           |
| 1955 TO 1958 . . . . .                             | 6 289  | 65                | 149                | 340                | 995                  | 1 562                | 1 057                | 621                  | 694                  | 806              | 15 100           |
| 1950 TO 1954 . . . . .                             | 6 530  | 192               | 387                | 1 002              | 1 449                | 1 118                | 653                  | 405                  | 514                  | 810              | 13 000           |
| 1940 TO 1949 . . . . .                             | 7 143  | 448               | 928                | 1 790              | 1 602                | 890                  | 495                  | 263                  | 306                  | 421              | 10 600           |
| 1939 OR EARLIER . . . . .                          | 8 350  | 1 258             | 1 575              | 1 386              | 1 235                | 778                  | 560                  | 387                  | 410                  | 761              | 9 900            |
| CONDITION AND PLUMBING                             |        |                   |                    |                    |                      |                      |                      |                      |                      |                  |                  |
| SOUND . . . . .                                    | 27 945 | 1 097             | 2 567              | 4 406              | 5 407                | 4 729                | 2 980                | 1 764                | 2 021                | 2 974            | 12 800           |
| WITH ALL PLUMBING FACILITIES . . . . .             | 27 582 | 891               | 2 468              | 4 366              | 5 400                | 4 722                | 2 976                | 1 764                | 2 021                | 2 974            | 12 900           |
| LACKING SOME OR ALL FACILITIES . . . . .           | 363    | 206               | 99                 | 40                 | 7                    | 7                    | 4                    | ***                  | ***                  | ***              | 5 000-           |
| DETERIORATING . . . . .                            | 1 540  | 607               | 461                | 232                | 130                  | 50                   | 24                   | 24                   | 3                    | 9                | 5 900            |
| WITH ALL PLUMBING FACILITIES . . . . .             | 1 223  | 402               | 384                | 216                | 126                  | 46                   | 20                   | 20                   | ***                  | 9                | 6 400            |
| LACKING SOME OR ALL FACILITIES . . . . .           | 317    | 205               | 77                 | 16                 | 4                    | 4                    | 4                    | 4                    | 3                    | ***              | 5 000-           |
| DILAPIDATED . . . . .                              | 384    | 271               | 50                 | 26                 | 16                   | 4                    | 8                    | 4                    | ***                  | 5                | 5 000-           |
| AIR CONDITIONING                                   |        |                   |                    |                    |                      |                      |                      |                      |                      |                  |                  |
| ROOM UNIT(S) . . . . .                             | 5 547  | 45                | 130                | 380                | 768                  | 952                  | 846                  | 621                  | 576                  | 1 229            | 16 500           |
| CENTRAL SYSTEM . . . . .                           | 530    | ***               | ***                | 36                 | 42                   | 61                   | 22                   | 20                   | 19                   | 330              | ***              |
| NONE . . . . .                                     | 23 749 | 2 039             | 2 915              | 4 127              | 4 713                | 3 842                | 2 382                | 914                  | 1 407                | 1 410            | 11 500           |
| PERSONS  |        |                   |                    |                    |                      |                      |                      |                      |                      |                  |                  |
| 1 PERSON . . . . .                                 | 1 700  | 242               | 281                | 314                | 296                  | 174                  | 98                   | 86                   | 68                   | 141              | 10 100           |
| 2 PERSONS . . . . .                                | 7 698  | 540               | 949                | 1 226              | 1 374                | 1 188                | 760                  | 425                  | 472                  | 764              | 12 100           |
| 3 PERSONS . . . . .                                | 6 437  | 374               | 692                | 1 099              | 1 310                | 1 132                | 593                  | 325                  | 395                  | 517              | 12 000           |
| 4 PERSONS . . . . .                                | 7 011  | 300               | 526                | 1 020              | 1 296                | 1 271                | 872                  | 480                  | 565                  | 681              | 13 200           |
| 5 PERSONS . . . . .                                | 4 177  | 202               | 349                | 545                | 824                  | 656                  | 463                  | 325                  | 270                  | 543              | 13 100           |
| 6 PERSONS OR MORE . . . . .                        | 2 846  | 317               | 281                | 460                | 453                  | 362                  | 226                  | 151                  | 254                  | 342              | 12 000           |
| MEDIAN . . . . .                                   | 3.4    | 3.0               | 2.9                | 3.2                | 3.3                  | 3.4                  | 3.6                  | 3.6                  | 3.6                  | 3.6              | ***              |
| PERSONS PER ROOM                                   |        |                   |                    |                    |                      |                      |                      |                      |                      |                  |                  |
| 0.50 OR LESS . . . . .                             | 13 303 | 803               | 1 412              | 1 873              | 2 198                | 1 965                | 1 362                | 837                  | 1 015                | 1 838            | 13 000           |
| 0.51 TO 1.00 . . . . .                             | 14 831 | 816               | 1 339              | 2 427              | 3 031                | 2 603                | 1 575                | 935                  | 974                  | 1 131            | 12 300           |
| 1.01 OR MORE . . . . .                             | 1 735  | 356               | 327                | 364                | 324                  | 215                  | 75                   | 20                   | 35                   | 19               | 8 800            |
| HOUSEHOLD COMPOSITION                              |        |                   |                    |                    |                      |                      |                      |                      |                      |                  |                  |
| TWO-OR-MORE-PERSON HOUSEHOLDS . . . . .            | 28 169 | 1 733             | 2 797              | 4 350              | 5 257                | 4 609                | 2 914                | 1 706                | 1 956                | 2 847            | 12 500           |
| MALE HEAD; WIFE PRESENT; NO NONRELATIVES . . . . . | 24 569 | 1 331             | 2 251              | 3 666              | 4 655                | 4 149                | 2 633                | 1 566                | 1 775                | 2 543            | 12 700           |
| UNDER 45 YEARS . . . . .                           | 13 580 | 502               | 928                | 1 999              | 2 838                | 2 815                | 1 613                | 878                  | 919                  | 1 088            | 13 000           |
| 45 TO 64 YEARS . . . . .                           | 9 041  | 607               | 1 045              | 1 379              | 1 510                | 1 129                | 819                  | 569                  | 730                  | 1 253            | 12 500           |
| 65 YEARS AND OVER . . . . .                        | 1 948  | 222               | 278                | 288                | 307                  | 205                  | 201                  | 119                  | 126                  | 202              | 11 500           |
| OTHER MALE HEAD . . . . .                          | 1 032  | 126               | 139                | 186                | 150                  | 154                  | 53                   | 45                   | 52                   | 127              | 11 100           |
| UNDER 65 YEARS . . . . .                           | 784    | 84                | 102                | 158                | 134                  | 114                  | 41                   | 32                   | 32                   | 87               | 10 900           |
| 65 YEARS AND OVER . . . . .                        | 248    | 42                | 37                 | 28                 | 16                   | 40                   | 12                   | 13                   | 20                   | 40               | 12 600           |
| FEMALE HEAD . . . . .                              | 2 568  | 276               | 407                | 498                | 452                  | 306                  | 228                  | 95                   | 129                  | 177              | 10 600           |
| UNDER 65 YEARS . . . . .                           | 1 936  | 190               | 316                | 382                | 350                  | 238                  | 180                  | 77                   | 102                  | 101              | 10 600           |
| 65 YEARS AND OVER . . . . .                        | 632    | 86                | 91                 | 116                | 102                  | 68                   | 48                   | 18                   | 27                   | 76               | 10 600           |
| ONE-PERSON HOUSEHOLDS . . . . .                    | 1 700  | 242               | 281                | 314                | 296                  | 174                  | 98                   | 86                   | 68                   | 141              | 10 100           |
| UNDER 65 YEARS . . . . .                           | 1 100  | 145               | 180                | 207                | 184                  | 135                  | 61                   | 61                   | 35                   | 92               | 10 200           |
| 65 YEARS AND OVER . . . . .                        | 600    | 97                | 101                | 107                | 112                  | 39                   | 37                   | 25                   | 33                   | 49               | 9 900            |
| YEAR MOVED INTO UNIT                               |        |                   |                    |                    |                      |                      |                      |                      |                      |                  |                  |
| 1959 TO MARCH 1960 . . . . .                       | 3 774  | 131               | 252                | 499                | 677                  | 827                  | 453                  | 270                  | 288                  | 377              | 13 500           |
| 1958 . . . . .                                     | 2 962  | 96                | 172                | 329                | 526                  | 677                  | 404                  | 216                  | 216                  | 324              | 13 800           |
| 1950 TO 1957 . . . . .                             | 13 882 | 611               | 1 100              | 2 116              | 2 641                | 2 281                | 1 514                | 918                  | 1 082                | 1 619            | 13 000           |
| 1940 TO 1949 . . . . .                             | 5 642  | 446               | 889                | 1 130              | 1 201                | 630                  | 347                  | 185                  | 247                  | 367              | 10 300           |
| 1939 OR EARLIER . . . . .                          | 3 609  | 491               | 665                | 590                | 508                  | 368                  | 294                  | 201                  | 191                  | 301              | 10 300           |

Table B-2.—GROSS RENT OF RENTER-OCCUPIED HOUSING UNITS, FOR THE CITY: 1960  
 [Based on sample; median not shown where base is insufficient; see text. Plus (+) or minus (-) after number indicates median above or below that number]

| SUBJECT                            | TOTAL  | GROSS RENT     |              |              |              |              |              |              |                |               |       | NO CASH RENT | MEDIAN (DOLLARS) |
|------------------------------------|--------|----------------|--------------|--------------|--------------|--------------|--------------|--------------|----------------|---------------|-------|--------------|------------------|
|                                    |        | LESS THAN \$30 | \$30 TO \$39 | \$40 TO \$49 | \$50 TO \$59 | \$60 TO \$69 | \$70 TO \$79 | \$80 TO \$99 | \$100 TO \$119 | \$120 OR MORE |       |              |                  |
| RENTER-OCCUPIED UNITS . . . . .    | 27 275 | 595            | 1 507        | 2 865        | 3 718        | 4 483        | 4 217        | 5 898        | 2 191          | 1 232         | 569   | 70           |                  |
| ROOMS                              |        |                |              |              |              |              |              |              |                |               |       |              |                  |
| 1 ROOM . . . . .                   | 914    | 105            | 192          | 321          | 122          | 76           | 16           | 16           | 4              | 16            | 36    | 44           |                  |
| 2 ROOMS . . . . .                  | 844    | 24             | 127          | 120          | 186          | 172          | 108          | 67           | 4              | ...           | 36    | 57           |                  |
| 3 ROOMS . . . . .                  | 6 956  | 216            | 707          | 1 536        | 1 562        | 1 208        | 909          | 623          | 100            | 29            | 66    | 56           |                  |
| 4 ROOMS . . . . .                  | 11 330 | 184            | 337          | 651          | 1 410        | 2 234        | 2 218        | 3 303        | 747            | 120           | 126   | 74           |                  |
| 5 ROOMS . . . . .                  | 4 645  | 54             | 136          | 205          | 291          | 564          | 656          | 1 315        | 791            | 525           | 108   | 86           |                  |
| 6 ROOMS . . . . .                  | 1 763  | 8              | 8            | 32           | 100          | 170          | 226          | 424          | 413            | 301           | 81    | 94           |                  |
| 7 ROOMS OR MORE . . . . .          | 823    | 4              | ...          | ...          | 37           | 59           | 84           | 150          | 132            | 241           | 116   | 103          |                  |
| MEDIAN . . . . .                   | 3.9    | 3.3            | 3.1          | 3.1          | 3.5          | 3.9          | 4.0          | 4.2          | 4.8            | 5.4           | 4.7   | ...          |                  |
| BEDROOMS                           |        |                |              |              |              |              |              |              |                |               |       |              |                  |
| NONE . . . . .                     | 1 342  | 168            | 192          | 435          | 255          | 172          | 44           | 54           | ...            | ...           | 22    | 47           |                  |
| 1 . . . . .                        | 7 281  | 231            | 418          | 1 294        | 1 369        | 1 473        | 1 178        | 910          | 242            | 46            | 120   | 62           |                  |
| 2 . . . . .                        | 14 443 | 183            | 375          | 1 075        | 1 665        | 2 608        | 2 276        | 4 102        | 1 341          | 574           | 244   | 75           |                  |
| 3 OR MORE . . . . .                | 4 258  | 82             | 141          | 1 368        | 368          | 432          | 645          | 995          | 570            | 730           | 159   | 85           |                  |
| BATHROOMS                          |        |                |              |              |              |              |              |              |                |               |       |              |                  |
| 1 . . . . .                        | 20 824 | 398            | 583          | 1 129        | 2 420        | 3 571        | 3 842        | 5 689        | 2 064          | 773           | 355   | 76           |                  |
| MORE THAN 1 . . . . .              | 845    | ...            | ...          | 10           | 15           | 61           | 30           | 81           | 118            | 429           | 101   | 120+         |                  |
| SHARED OR NONE . . . . .           | 5 569  | 174            | 1 008        | 1 688        | 1 274        | 782          | 367          | 111          | 40             | 5             | 120   | 49           |                  |
| YEAR STRUCTURE BUILT               |        |                |              |              |              |              |              |              |                |               |       |              |                  |
| 1959 TO MARCH 1960 . . . . .       | 394    | 4              | ...          | ...          | 16           | 7            | 51           | 162          | 89             | 62            | 3     | 95           |                  |
| 1955 TO 1958 . . . . .             | 1 834  | ...            | 17           | 28           | 57           | 125          | 335          | 302          | 238            | 47            | 90    | 79           |                  |
| 1950 TO 1954 . . . . .             | 4 664  | 85             | 127          | 210          | 501          | 630          | 872          | 1 401        | 498            | 270           | 70    | 79           |                  |
| 1940 TO 1949 . . . . .             | 5 798  | 307            | 308          | 404          | 533          | 977          | 818          | 1 459        | 618            | 267           | 107   | 74           |                  |
| 1939 OR EARLIER . . . . .          | 14 585 | 199            | 1 055        | 2 223        | 2 611        | 2 744        | 2 141        | 2 191        | 684            | 395           | 342   | 64           |                  |
| CONDITION AND PLUMBING             |        |                |              |              |              |              |              |              |                |               |       |              |                  |
| SOUND . . . . .                    | 18 725 | 448            | 640          | 1 135        | 1 860        | 2 749        | 3 154        | 5 092        | 2 020          | 1 186         | 441   | 77           |                  |
| WITH ALL PLUMBING FACIL. . . . .   | 17 463 | 387            | 463          | 809          | 1 580        | 2 548        | 3 021        | 5 049        | 2 008          | 1 186         | 412   | 79           |                  |
| LACKING SOME OR ALL FACIL. . . . . | 1 262  | 61             | 177          | 326          | 280          | 201          | 133          | 43           | 12             | ...           | 29    | 52           |                  |
| DETERIORATING . . . . .            | 6 077  | 74             | 491          | 1 062        | 1 329        | 1 352        | 679          | 627          | 136            | 151           | 34    | 60           |                  |
| WITH ALL PLUMBING FACIL. . . . .   | 3 461  | 12             | 53           | 254          | 669          | 976          | 138          | 52           | 15             | ...           | 47    | 50           |                  |
| LACKING SOME OR ALL FACIL. . . . . | 2 596  | 62             | 438          | 808          | 660          | 376          | 138          | 52           | 15             | ...           | 47    | 50           |                  |
| DILAPIDATED . . . . .              | 2 473  | 73             | 376          | 668          | 529          | 382          | 243          | 127          | 20             | 12            | 43    | 52           |                  |
| INCOME IN 1959 <sup>1</sup>        |        |                |              |              |              |              |              |              |                |               |       |              |                  |
| LESS THAN \$2,000 . . . . .        | 6 614  | 456            | 788          | 1 306        | 1 193        | 1 057        | 693          | 685          | 144            | 74            | 218   | 55           |                  |
| \$2,000 TO \$2,999 . . . . .       | 4 627  | 68             | 418          | 734          | 912          | 963          | 729          | 581          | 120            | 61            | 41    | 62           |                  |
| \$3,000 TO \$3,999 . . . . .       | 4 584  | 49             | 187          | 428          | 744          | 972          | 843          | 988          | 226            | 73            | 74    | 69           |                  |
| \$4,000 TO \$4,999 . . . . .       | 3 212  | 13             | 55           | 224          | 407          | 555          | 647          | 880          | 289            | 94            | 48    | 75           |                  |
| \$5,000 TO \$5,999 . . . . .       | 2 471  | ...            | 95           | 188          | 399          | 476          | 834          | 287          | 83             | 85            | 80    | 80           |                  |
| \$6,000 TO \$6,999 . . . . .       | 1 907  | ...            | 24           | 28           | 144          | 234          | 359          | 711          | 266            | 118           | 35    | 84           |                  |
| \$7,000 TO \$7,999 . . . . .       | 1 162  | 5              | 13           | 4            | 32           | 135          | 198          | 410          | 259            | 78            | 28    | 89           |                  |
| \$8,000 TO \$9,999 . . . . .       | 1 379  | 4              | 20           | 48           | 84           | 192          | 527          | 259          | 225            | 16            | 93    | 93           |                  |
| \$10,000 TO \$14,999 . . . . .     | 941    | ...            | 14           | 42           | 68           | 72           | 211          | 249          | 264            | 21            | 104   | 114          |                  |
| \$15,000 OR MORE . . . . .         | 378    | ...            | 6            | 12           | 8            | 16           | 8            | 71           | 92             | 162           | 3     | 104          |                  |
| MEDIAN . . . . . DOLLARS . . . . . | 3 500  | 2 000-         | 2 000-       | 2 200        | 2 700        | 3 200        | 3 800        | 4 800        | 6 100          | 8 300         | 3 300 | ...          |                  |
| GROSS RENT AS PERCENTAGE OF INCOME |        |                |              |              |              |              |              |              |                |               |       |              |                  |
| LESS THAN 10 PERCENT . . . . .     | 1 328  | 58             | 94           | 143          | 197          | 192          | 145          | 246          | 141            | 112           | ...   | 69           |                  |
| 10 TO 14 PERCENT . . . . .         | 3 997  | 77             | 244          | 354          | 493          | 625          | 700          | 959          | 346            | 199           | ...   | 73           |                  |
| 15 TO 19 PERCENT . . . . .         | 4 996  | 86             | 264          | 529          | 625          | 763          | 750          | 1 217        | 491            | 271           | ...   | 73           |                  |
| 20 TO 24 PERCENT . . . . .         | 4 362  | 101            | 233          | 369          | 663          | 759          | 677          | 994          | 366            | 200           | ...   | 71           |                  |
| 25 TO 34 PERCENT . . . . .         | 4 823  | 105            | 198          | 433          | 611          | 842          | 874          | 1 148        | 432            | 182           | ...   | 73           |                  |
| 35 PERCENT OR MORE . . . . .       | 6 779  | 152            | 424          | 993          | 1 029        | 1 236        | 1 021        | 1 274        | 395            | 255           | ...   | 66           |                  |
| NOT COMPUTED . . . . .             | 990    | 16             | 52           | 44           | 100          | 66           | 50           | 60           | 20             | 13            | 569   | 60           |                  |
| AIR CONDITIONING                   |        |                |              |              |              |              |              |              |                |               |       |              |                  |
| ROOM UNIT(S) . . . . .             | 2 284  | ...            | ...          | 43           | 191          | 247          | 201          | 800          | 330            | 393           | 79    | 91           |                  |
| CENTRAL SYSTEM . . . . .           | 64     | ...            | ...          | 22           | ...          | ...          | 22           | ...          | ...            | 20            | ...   | ...          |                  |
| NONE . . . . .                     | 24 976 | 664            | 1 126        | 2 875        | 3 466        | 4 438        | 3 920        | 5 261        | 1 823          | 937           | 466   | 69           |                  |
| PERSONS                            |        |                |              |              |              |              |              |              |                |               |       |              |                  |
| 1 PERSON . . . . .                 | 4 599  | 238            | 502          | 835          | 719          | 688          | 555          | 626          | 162            | 111           | 163   | 59           |                  |
| 2 PERSONS . . . . .                | 7 007  | 166            | 284          | 655          | 981          | 1 212        | 1 154        | 1 679        | 483            | 260           | 133   | 71           |                  |
| 3 PERSONS . . . . .                | 5 412  | 81             | 238          | 456          | 703          | 892          | 804          | 1 388        | 528            | 229           | 93    | 74           |                  |
| 4 PERSONS . . . . .                | 3 937  | 45             | 155          | 329          | 427          | 606          | 626          | 990          | 434            | 269           | 56    | 76           |                  |
| 5 PERSONS . . . . .                | 2 523  | 37             | 128          | 222          | 293          | 424          | 391          | 485          | 248            | 214           | 81    | 73           |                  |
| 6 PERSONS OR MORE . . . . .        | 3 797  | 28             | 200          | 368          | 595          | 661          | 687          | 730          | 336            | 149           | 43    | 70           |                  |
| MEDIAN . . . . .                   | 2.9    | 1.9            | 2.4          | 2.4          | 2.7          | 2.9          | 3.0          | 3.0          | 3.4            | 3.6           | 2.4   | ...          |                  |
| PERSONS PER ROOM                   |        |                |              |              |              |              |              |              |                |               |       |              |                  |
| 0.50 OR LESS . . . . .             | 8 662  | 211            | 421          | 741          | 1 040        | 1 389        | 1 353        | 2 078        | 704            | 449           | 276   | 73           |                  |
| 0.51 TO 1.00 . . . . .             | 12 848 | 318            | 667          | 1 339        | 1 594        | 1 979        | 1 865        | 2 953        | 1 190          | 684           | 259   | 72           |                  |
| 1.01 OR MORE . . . . .             | 5 765  | 66             | 419          | 785          | 1 084        | 1 115        | 999          | 867          | 297            | 99            | 34    | 65           |                  |
| YEAR MOVED INTO UNIT               |        |                |              |              |              |              |              |              |                |               |       |              |                  |
| 1959 TO MARCH 1960 . . . . .       | 11 168 | 154            | 475          | 898          | 1 116        | 1 622        | 1 813        | 3 035        | 1 242          | 703           | 110   | 77           |                  |
| 1958 . . . . .                     | 3 871  | 43             | 178          | 274          | 528          | 637          | 673          | 989          | 324            | 163           | 62    | 74           |                  |
| 1950 TO 1957 . . . . .             | 8 968  | 321            | 534          | 1 086        | 1 461        | 1 649        | 1 350        | 1 538        | 515            | 278           | 236   | 66           |                  |
| 1940 TO 1949 . . . . .             | 2 006  | 61             | 177          | 321          | 338          | 368          | 284          | 233          | 55             | 72            | 97    | 62           |                  |
| 1939 OR EARLIER . . . . .          | 1 262  | 16             | 143          | 286          | 275          | 207          | 97           | 103          | 55             | 16            | 64    | 56           |                  |

<sup>1</sup> INCOME OF PRIMARY FAMILIES AND INDIVIDUALS.

Table B-3.—INCOME IN 1959 OF PRIMARY FAMILIES AND INDIVIDUALS IN OWNER- AND RENTER-OCCUPIED HOUSING UNITS, FOR THE CITY: 1960

[Based on sample; median not shown where base is insufficient; see text. Plus (+) or minus (-) after number indicates median above or below that number]

| SUBJECT                            | TOTAL  | INCOME IN 1959    |                    |                    |                    |                    |                    |                    |                    |                      |                  |                  |
|------------------------------------|--------|-------------------|--------------------|--------------------|--------------------|--------------------|--------------------|--------------------|--------------------|----------------------|------------------|------------------|
|                                    |        | LESS THAN \$2,000 | \$2,000 TO \$2,999 | \$3,000 TO \$3,999 | \$4,000 TO \$4,999 | \$5,000 TO \$5,999 | \$6,000 TO \$6,999 | \$7,000 TO \$7,999 | \$8,000 TO \$9,999 | \$10,000 TO \$14,999 | \$15,000 OR MORE | MEDIAN (DOLLARS) |
| OWNER-OCCUPIED UNITS . . . . .     | 31 125 | 2 764             | 1 678              | 2 200              | 2 834              | 3 842              | 3 417              | 3 069              | 4 275              | 4 222                | 2 824            | 6 700            |
| YEAR STRUCTURE BUILT               |        |                   |                    |                    |                    |                    |                    |                    |                    |                      |                  |                  |
| 1959 TO MARCH 1960 . . . . .       | 1 630  | 52                | 58                 | 92                 | 181                | 283                | 234                | 216                | 230                | 188                  | 96               | 6 600            |
| 1955 TO 1958 . . . . .             | 6 504  | 235               | 142                | 272                | 468                | 799                | 943                | 771                | 1 162              | 1 106                | 606              | 7 500            |
| 1950 TO 1954 . . . . .             | 6 753  | 320               | 272                | 377                | 559                | 870                | 795                | 703                | 1 083              | 1 020                | 754              | 7 300            |
| 1949 OR EARLIER . . . . .          | 16 238 | 2 157             | 1 206              | 1 459              | 1 626              | 1 890              | 1 445              | 1 379              | 1 800              | 1 908                | 1 368            | 5 900            |
| VALUE                              |        |                   |                    |                    |                    |                    |                    |                    |                    |                      |                  |                  |
| TOTAL . . . . .                    | 29 869 | 2 526             | 1 530              | 2 037              | 2 677              | 3 722              | 3 357              | 2 986              | 4 157              | 4 121                | 2 756            | 6 700            |
| LESS THAN \$5,000 . . . . .        | 1 975  | 557               | 259                | 317                | 230                | 249                | 106                | 117                | 80                 | 55                   | 5                | 3 500            |
| \$5,000 TO \$7,400 . . . . .       | 3 078  | 534               | 307                | 402                | 434                | 451                | 330                | 209                | 262                | 130                  | 19               | 4 700            |
| \$7,500 TO \$9,900 . . . . .       | 4 664  | 428               | 360                | 445                | 677                | 740                | 554                | 454                | 622                | 326                  | 58               | 5 600            |
| \$10,000 TO \$12,400 . . . . .     | 5 553  | 322               | 259                | 452                | 630                | 907                | 899                | 650                | 796                | 534                  | 104              | 6 200            |
| \$12,500 TO \$14,900 . . . . .     | 4 783  | 204               | 104                | 171                | 381                | 802                | 773                | 667                | 885                | 629                  | 167              | 6 900            |
| \$15,000 TO \$19,900 . . . . .     | 4 804  | 225               | 135                | 174                | 192                | 387                | 507                | 676                | 930                | 1 091                | 487              | 8 200            |
| \$20,000 TO \$24,900 . . . . .     | 2 024  | 117               | 35                 | 28                 | 65                 | 81                 | 109                | 141                | 317                | 681                  | 450              | 10 900           |
| \$25,000 OR MORE . . . . .         | 2 988  | 139               | 71                 | 48                 | 68                 | 105                | 79                 | 72                 | 265                | 675                  | 1 466            | 14 800           |
| AIR CONDITIONING                   |        |                   |                    |                    |                    |                    |                    |                    |                    |                      |                  |                  |
| ROOM UNIT(S) . . . . .             | 5 690  | 363               | 329                | 172                | 299                | 324                | 344                | 386                | 973                | 1 236                | 1 264            | 9 300            |
| CENTRAL SYSTEM . . . . .           | 530    | ..                | 20                 | 36                 | ..                 | 42                 | 19                 | 22                 | ..                 | 99                   | 292              | ..               |
| NONE . . . . .                     | 24 856 | 2 534             | 1 350              | 2 145              | 2 460              | 3 277              | 3 296              | 2 747              | 3 069              | 2 918                | 1 060            | 6 200            |
| AUTOMOBILES AVAILABLE              |        |                   |                    |                    |                    |                    |                    |                    |                    |                      |                  |                  |
| 1 OR MORE . . . . .                | 28 062 | 1 455             | 1 188              | 1 776              | 2 594              | 3 620              | 3 247              | 2 948              | 4 210              | 4 183                | 2 841            | 7 100            |
| NONE . . . . .                     | 3 100  | 1 282             | 498                | 364                | 279                | 292                | 110                | 103                | 85                 | 46                   | 21               | 2 500            |
| PERSONS                            |        |                   |                    |                    |                    |                    |                    |                    |                    |                      |                  |                  |
| 1 PERSON . . . . .                 | 1 940  | 934               | 270                | 210                | 157                | 171                | 52                 | 48                 | 34                 | 36                   | 28               | 2 100            |
| 2 PERSONS . . . . .                | 8 187  | 998               | 643                | 813                | 809                | 877                | 699                | 666                | 1 001              | 965                  | 716              | 5 900            |
| 3 AND 4 PERSONS . . . . .          | 13 839 | 639               | 480                | 827                | 1 236              | 1 871              | 1 763              | 1 639              | 2 139              | 2 014                | 1 231            | 7 100            |
| 5 PERSONS . . . . .                | 4 253  | 113               | 122                | 174                | 393                | 523                | 617                | 484                | 651                | 688                  | 488              | 7 400            |
| 6 PERSONS OR MORE . . . . .        | 2 906  | 80                | 163                | 176                | 239                | 400                | 286                | 232                | 450                | 519                  | 361              | 7 500            |
| PERSONS PER ROOM                   |        |                   |                    |                    |                    |                    |                    |                    |                    |                      |                  |                  |
| 0.50 OR LESS . . . . .             | 14 001 | 2 087             | 1 008              | 1 191              | 1 161              | 1 382              | 1 089              | 1 123              | 1 555              | 1 805                | 1 600            | 6 200            |
| 0.51 TO 1.00 . . . . .             | 15 288 | 597               | 507                | 834                | 1 404              | 2 119              | 2 108              | 1 798              | 2 476              | 2 273                | 1 172            | 7 000            |
| 1.01 OR MORE . . . . .             | 1 836  | 80                | 163                | 175                | 269                | 341                | 220                | 148                | 244                | 144                  | 52               | 5 700            |
| YEAR MOVED INTO UNIT               |        |                   |                    |                    |                    |                    |                    |                    |                    |                      |                  |                  |
| 1958 TO MARCH 1960 . . . . .       | 7 016  | 352               | 241                | 378                | 707                | 1 010              | 1 020              | 827                | 1 074              | 929                  | 478              | 6 800            |
| 1950 TO 1957 . . . . .             | 14 337 | 796               | 665                | 863                | 1 190              | 1 755              | 1 587              | 1 439              | 2 263              | 2 263                | 1 516            | 7 200            |
| 1949 OR EARLIER . . . . .          | 9 772  | 1 616             | 772                | 959                | 937                | 1 077              | 810                | 803                | 938                | 1 030                | 830              | 5 600            |
| RENTER-OCCUPIED UNITS . . . . .    | 27 275 | 6 614             | 4 627              | 4 584              | 3 212              | 2 471              | 1 907              | 1 162              | 1 379              | 941                  | 378              | 3 500            |
| YEAR STRUCTURE BUILT               |        |                   |                    |                    |                    |                    |                    |                    |                    |                      |                  |                  |
| 1959 TO MARCH 1960 . . . . .       | 394    | 88                | 31                 | 65                 | 47                 | 42                 | 47                 | 14                 | 23                 | 21                   | 16               | 4 300            |
| 1955 TO 1958 . . . . .             | 1 834  | 216               | 188                | 267                | 316                | 228                | 210                | 105                | 161                | 107                  | 36               | 4 800            |
| 1950 TO 1954 . . . . .             | 4 664  | 673               | 726                | 792                | 591                | 556                | 411                | 317                | 329                | 210                  | 59               | 4 200            |
| 1949 OR EARLIER . . . . .          | 20 383 | 5 637             | 3 682              | 3 460              | 2 258              | 1 645              | 1 239              | 726                | 866                | 603                  | 267              | 3 300            |
| GROSS RENT AS PERCENTAGE OF INCOME |        |                   |                    |                    |                    |                    |                    |                    |                    |                      |                  |                  |
| TOTAL . . . . .                    | 27 275 | 6 614             | 4 627              | 4 584              | 3 212              | 2 471              | 1 907              | 1 162              | 1 379              | 941                  | 378              | 3 500            |
| LESS THAN 10 PERCENT . . . . .     | 1 328  | ..                | 12                 | 24                 | 56                 | 81                 | 107                | 82                 | 229                | 412                  | 325              | 10 900           |
| 10 TO 14 PERCENT . . . . .         | 3 997  | 12                | 93                 | 296                | 472                | 542                | 742                | 601                | 800                | 393                  | 46               | 6 800            |
| 15 TO 19 PERCENT . . . . .         | 4 996  | 74                | 461                | 895                | 1 016              | 1 035              | 761                | 387                | 268                | 95                   | 4                | 5 100            |
| 20 TO 24 PERCENT . . . . .         | 4 362  | 221               | 855                | 1 366              | 1 021              | 556                | 213                | 60                 | 54                 | 16                   | ..               | 3 800            |
| 25 TO 34 PERCENT . . . . .         | 4 823  | 637               | 1 797              | 1 609              | 547                | 164                | 49                 | 4                  | 12                 | 4                    | ..               | 3 000            |
| 35 PERCENT OR MORE . . . . .       | 6 779  | 5 031             | 1 368              | 320                | 52                 | 8                  | ..                 | ..                 | ..                 | ..                   | ..               | 2 000-           |
| NOT COMPUTED . . . . .             | 990    | 639               | 41                 | 74                 | 48                 | 85                 | 35                 | 28                 | 16                 | 21                   | 3                | 2 000-           |
| AIR CONDITIONING                   |        |                   |                    |                    |                    |                    |                    |                    |                    |                      |                  |                  |
| ROOM UNIT(S) . . . . .             | 2 284  | 297               | 156                | 296                | 302                | 185                | 199                | 140                | 173                | 357                  | 179              | 5 500            |
| CENTRAL SYSTEM . . . . .           | 64     | 22                | ..                 | 22                 | ..                 | ..                 | ..                 | ..                 | ..                 | ..                   | 20               | ..               |
| NONE . . . . .                     | 24 976 | 6 282             | 4 415              | 4 084              | 3 326              | 2 568              | 1 761              | 876                | 834                | 662                  | 168              | 3 400            |
| AUTOMOBILES AVAILABLE              |        |                   |                    |                    |                    |                    |                    |                    |                    |                      |                  |                  |
| 1 OR MORE . . . . .                | 15 767 | 1 675             | 1 796              | 2 718              | 2 196              | 2 013              | 1 673              | 1 092              | 1 362              | 880                  | 362              | 4 800            |
| NONE . . . . .                     | 11 471 | 4 934             | 2 824              | 1 907              | 879                | 398                | 232                | 114                | 105                | 51                   | 27               | 2 300            |
| PERSONS                            |        |                   |                    |                    |                    |                    |                    |                    |                    |                      |                  |                  |
| 1 PERSON . . . . .                 | 4 599  | 2 194             | 717                | 594                | 343                | 294                | 152                | 72                 | 84                 | 78                   | 71               | 2 100            |
| 2 PERSONS . . . . .                | 7 007  | 1 686             | 1 212              | 1 000              | 758                | 565                | 556                | 370                | 433                | 340                  | 87               | 3 600            |
| 3 AND 4 PERSONS . . . . .          | 9 349  | 1 726             | 1 459              | 1 696              | 1 219              | 983                | 794                | 481                | 538                | 319                  | 134              | 3 900            |
| 5 PERSONS . . . . .                | 2 523  | 467               | 435                | 425                | 318                | 294                | 213                | 95                 | 154                | 82                   | 40               | 3 800            |
| 6 PERSONS OR MORE . . . . .        | 3 797  | 541               | 804                | 869                | 574                | 335                | 192                | 144                | 170                | 122                  | 46               | 3 600            |
| PERSONS PER ROOM                   |        |                   |                    |                    |                    |                    |                    |                    |                    |                      |                  |                  |
| 0.50 OR LESS . . . . .             | 8 662  | 2 844             | 1 294              | 1 106              | 801                | 703                | 558                | 371                | 451                | 380                  | 154              | 3 200            |
| 0.51 TO 1.00 . . . . .             | 12 848 | 2 597             | 1 940              | 2 259              | 1 622              | 1 285              | 1 092              | 650                | 776                | 453                  | 174              | 3 800            |
| 1.01 OR MORE . . . . .             | 5 765  | 1 173             | 1 393              | 1 219              | 789                | 483                | 257                | 141                | 152                | 108                  | 50               | 3 300            |
| YEAR MOVED INTO UNIT               |        |                   |                    |                    |                    |                    |                    |                    |                    |                      |                  |                  |
| 1958 TO MARCH 1960 . . . . .       | 15 039 | 3 126             | 2 413              | 2 553              | 1 907              | 1 501              | 1 234              | 739                | 830                | 538                  | 198              | 3 800            |
| 1950 TO 1957 . . . . .             | 8 968  | 2 307             | 1 586              | 1 540              | 1 013              | 775                | 533                | 347                | 441                | 314                  | 112              | 3 400            |
| 1949 OR EARLIER . . . . .          | 3 268  | 1 181             | 628                | 491                | 292                | 195                | 140                | 76                 | 108                | 89                   | 68               | 2 700            |

Table B-4.—CONDITION AND PLUMBING FACILITIES FOR OWNER- AND RENTER-OCCUPIED HOUSING UNITS, FOR THE CITY: 1960

[Based on sample; see text. Median not shown where base is less than 200; plus (+) or minus (-) after number indicates median above or below that number]

| SUBJECT                                   | TOTAL         | CONDITION AND PLUMBING FACILITIES |                              |                                |               |                              |                                |              |
|---|---------------|-----------------------------------|------------------------------|--------------------------------|---------------|------------------------------|--------------------------------|--------------|
|   |               | SOUND                             |                              |                                | DETERIORATING |                              |                                | DILAPIDATED  |
|   |               | TOTAL                             | WITH ALL PLUMBING FACILITIES | LACKING SOME OR ALL FACILITIES | TOTAL         | WITH ALL PLUMBING FACILITIES | LACKING SOME OR ALL FACILITIES |              |
| <b>OWNER-OCCUPIED UNITS . . . . .</b>     | <b>31 125</b> | <b>29 077</b>                     | <b>28 689</b>                | <b>388</b>                     | <b>1 652</b>  | <b>1 316</b>                 | <b>336</b>                     | <b>396</b>   |
| <b>YEAR STRUCTURE BUILT</b>               |               |                                   |                              |                                |               |                              |                                |              |
| 1959 TO MARCH 1960 . . . . .              | 1 630         | 1 618                             | 1 614                        | 4                              | 12            | 8                            | 4                              | ...          |
| 1955 TO 1958 . . . . .                    | 6 504         | 6 480                             | 6 449                        | 31                             | 16            | 16                           | ...                            | 8            |
| 1950 TO 1954 . . . . .                    | 6 753         | 6 628                             | 6 559                        | 67                             | 103           | 75                           | 28                             | 24           |
| 1940 TO 1949 . . . . .                    | 7 308         | 6 863                             | 6 746                        | 117                            | 365           | 300                          | 65                             | 80           |
| 1939 OR EARLIER . . . . .                 | 8 930         | 7 490                             | 7 321                        | 169                            | 1 156         | 917                          | 239                            | 284          |
| <b>INCOME IN 1959<sup>1</sup></b>         |               |                                   |                              |                                |               |                              |                                |              |
| LESS THAN \$2,000 . . . . .               | 2 764         | 2 172                             | 2 044                        | 128                            | 435           | 301                          | 134                            | 157          |
| \$2,000 TO \$2,999 . . . . .              | 1 678         | 1 364                             | 1 322                        | 42                             | 242           | 195                          | 47                             | 72           |
| \$3,000 TO \$3,999 . . . . .              | 2 200         | 1 931                             | 1 875                        | 56                             | 220           | 156                          | 64                             | 49           |
| \$4,000 TO \$4,999 . . . . .              | 2 834         | 2 618                             | 2 574                        | 44                             | 184           | 145                          | 39                             | 32           |
| \$5,000 TO \$5,999 . . . . .              | 3 842         | 3 594                             | 3 562                        | 32                             | 207           | 187                          | 20                             | 41           |
| \$6,000 TO \$6,999 . . . . .              | 3 417         | 3 305                             | 3 277                        | 28                             | 92            | 92                           | ...                            | 20           |
| \$7,000 TO \$7,999 . . . . .              | 3 069         | 2 976                             | 2 950                        | 26                             | 80            | 68                           | 12                             | 13           |
| \$8,000 TO \$9,999 . . . . .              | 4 275         | 4 146                             | 4 122                        | 24                             | 125           | 109                          | 16                             | 4            |
| \$10,000 TO \$14,999 . . . . .            | 4 222         | 4 167                             | 4 159                        | 8                              | 51            | 47                           | 4                              | 4            |
| \$15,000 OR MORE . . . . .                | 2 824         | 2 804                             | 2 804                        | ...                            | 16            | 16                           | ...                            | 4            |
| MEDIAN . . . . . DOLLARS.                 | 6 700         | 6 900                             | 6 900                        | 3 400                          | 3 700         | 4 000                        | 2 700                          | 2 600        |
| <b>VALUE-INCOME RATIO</b>                 |               |                                   |                              |                                |               |                              |                                |              |
| TOTAL . . . . .                           | 29 869        | 27 945                            | 27 582                       | 363                            | 1 540         | 1 223                        | 317                            | 384          |
| LESS THAN 1.5 . . . . .                   | 10 391        | 9 528                             | 9 528                        | 177                            | 696           | 572                          | 124                            | 167          |
| 1.5 TO 1.9 . . . . .                      | 6 566         | 6 330                             | 6 284                        | 46                             | 204           | 164                          | 40                             | 32           |
| 2.0 TO 2.4 . . . . .                      | 4 739         | 4 605                             | 4 566                        | 39                             | 119           | 86                           | 33                             | 15           |
| 2.5 TO 2.9 . . . . .                      | 2 430         | 2 315                             | 2 311                        | 4                              | 87            | 72                           | 15                             | 28           |
| 3.0 TO 3.9 . . . . .                      | 2 130         | 1 984                             | 1 961                        | 23                             | 102           | 74                           | 28                             | 44           |
| 4.0 OR MORE . . . . .                     | 3 334         | 2 955                             | 2 885                        | 70                             | 293           | 232                          | 61                             | 86           |
| NOT COMPUTED . . . . .                    | 279           | 228                               | 224                          | 4                              | 39            | 23                           | 16                             | 12           |
| <b>PERSONS</b>                            |               |                                   |                              |                                |               |                              |                                |              |
| 1 PERSON . . . . .                        | 1 940         | 1 667                             | 1 594                        | 73                             | 206           | 158                          | 48                             | 67           |
| 2 PERSONS . . . . .                       | 8 187         | 7 621                             | 7 534                        | 87                             | 455           | 356                          | 99                             | 111          |
| 3 PERSONS . . . . .                       | 6 686         | 6 354                             | 6 309                        | 45                             | 278           | 247                          | 31                             | 54           |
| 4 PERSONS . . . . .                       | 7 153         | 6 893                             | 6 858                        | 55                             | 226           | 182                          | 44                             | 34           |
| 5 PERSONS . . . . .                       | 4 253         | 4 046                             | 3 981                        | 65                             | 178           | 146                          | 33                             | 29           |
| 6 PERSONS OR MORE . . . . .               | 2 906         | 2 496                             | 2 433                        | 63                             | 309           | 228                          | 81                             | 101          |
| MEDIAN . . . . .                          | 3.3           | 3.3                               | 3.3                          | 3.3                            | 3.1           | 3.1                          | 3.2                            | 2.9          |
| <b>PERSONS PER ROOM</b>                   |               |                                   |                              |                                |               |                              |                                |              |
| 0.50 OR LESS . . . . .                    | 14 001        | 13 104                            | 12 943                       | 161                            | 736           | 596                          | 140                            | 161          |
| 0.51 TO 1.00 . . . . .                    | 15 288        | 14 501                            | 14 358                       | 143                            | 637           | 531                          | 106                            | 150          |
| 1.01 OR MORE . . . . .                    | 1 836         | 1 472                             | 1 388                        | 84                             | 279           | 189                          | 90                             | 85           |
| <b>RENTER-OCCUPIED UNITS . . . . .</b>    | <b>27 275</b> | <b>18 725</b>                     | <b>17 463</b>                | <b>1 262</b>                   | <b>6 077</b>  | <b>3 481</b>                 | <b>2 596</b>                   | <b>2 473</b> |
| <b>YEAR STRUCTURE BUILT</b>               |               |                                   |                              |                                |               |                              |                                |              |
| 1959 TO MARCH 1960 . . . . .              | 394           | 382                               | 382                          | ...                            | 12            | 8                            | 4                              | ...          |
| 1955 TO 1958 . . . . .                    | 1 834         | 1 770                             | 1 726                        | 44                             | 44            | 32                           | 12                             | 20           |
| 1950 TO 1954 . . . . .                    | 4 664         | 4 382                             | 4 282                        | 100                            | 236           | 200                          | 36                             | 46           |
| 1940 TO 1949 . . . . .                    | 5 798         | 4 920                             | 4 772                        | 148                            | 705           | 562                          | 144                            | 172          |
| 1939 OR EARLIER . . . . .                 | 14 585        | 7 271                             | 6 301                        | 970                            | 5 079         | 2 679                        | 2 400                          | 2 235        |
| <b>INCOME IN 1959<sup>1</sup></b>         |               |                                   |                              |                                |               |                              |                                |              |
| LESS THAN \$2,000 . . . . .               | 6 614         | 3 311                             | 2 852                        | 459                            | 2 119         | 946                          | 1 173                          | 1 184        |
| \$2,000 TO \$2,999 . . . . .              | 4 627         | 2 731                             | 2 451                        | 280                            | 1 353         | 658                          | 695                            | 543          |
| \$3,000 TO \$3,999 . . . . .              | 4 584         | 3 160                             | 2 854                        | 276                            | 1 055         | 692                          | 363                            | 369          |
| \$4,000 TO \$4,999 . . . . .              | 3 212         | 2 322                             | 2 207                        | 115                            | 678           | 496                          | 182                            | 212          |
| \$5,000 TO \$5,999 . . . . .              | 2 471         | 2 073                             | 2 009                        | 64                             | 353           | 247                          | 106                            | 45           |
| \$6,000 TO \$6,999 . . . . .              | 1 907         | 1 629                             | 1 604                        | 25                             | 225           | 197                          | 28                             | 53           |
| \$7,000 TO \$7,999 . . . . .              | 1 162         | 1 032                             | 1 027                        | 5                              | 95            | 74                           | 21                             | 35           |
| \$8,000 TO \$9,999 . . . . .              | 1 379         | 1 264                             | 1 252                        | 12                             | 87            | 75                           | 12                             | 28           |
| \$10,000 TO \$14,999 . . . . .            | 941           | 837                               | 821                          | 16                             | 104           | 92                           | 12                             | ...          |
| \$15,000 OR MORE . . . . .                | 378           | 366                               | 356                          | 10                             | 8             | 4                            | 4                              | 4            |
| MEDIAN . . . . . DOLLARS.                 | 3 500         | 4 100                             | 4 200                        | 2 600                          | 2 700         | 3 200                        | 2 200                          | 2 100        |
| <b>GROSS RENT AS PERCENTAGE OF INCOME</b> |               |                                   |                              |                                |               |                              |                                |              |
| TOTAL . . . . .                           | 27 275        | 18 725                            | 17 463                       | 1 262                          | 6 077         | 3 481                        | 2 596                          | 2 473        |
| LESS THAN 10 PERCENT . . . . .            | 1 328         | 1 051                             | 986                          | 65                             | 214           | 132                          | 82                             | 63           |
| 10 TO 14 PERCENT . . . . .                | 3 997         | 3 101                             | 2 914                        | 187                            | 678           | 426                          | 252                            | 218          |
| 15 TO 19 PERCENT . . . . .                | 4 996         | 3 801                             | 3 600                        | 201                            | 900           | 513                          | 387                            | 295          |
| 20 TO 24 PERCENT . . . . .                | 4 362         | 3 115                             | 2 943                        | 172                            | 906           | 534                          | 372                            | 341          |
| 25 TO 34 PERCENT . . . . .                | 4 823         | 3 226                             | 3 020                        | 206                            | 1 167         | 705                          | 462                            | 430          |
| 35 PERCENT OR MORE . . . . .              | 6 779         | 3 761                             | 3 376                        | 385                            | 1 997         | 1 076                        | 921                            | 1 021        |
| NOT COMPUTED . . . . .                    | 990           | 670                               | 624                          | 46                             | 215           | 95                           | 120                            | 105          |
| <b>PERSONS</b>                            |               |                                   |                              |                                |               |                              |                                |              |
| 1 PERSON . . . . .                        | 4 599         | 3 144                             | 2 757                        | 387                            | 934           | 359                          | 575                            | 521          |
| 2 PERSONS . . . . .                       | 7 007         | 5 061                             | 4 834                        | 227                            | 1 464         | 837                          | 627                            | 482          |
| 3 PERSONS . . . . .                       | 5 412         | 4 032                             | 3 822                        | 210                            | 990           | 556                          | 434                            | 390          |
| 4 PERSONS . . . . .                       | 3 937         | 2 874                             | 2 748                        | 126                            | 801           | 530                          | 271                            | 262          |
| 5 PERSONS . . . . .                       | 2 523         | 1 668                             | 1 568                        | 100                            | 648           | 442                          | 206                            | 207          |
| 6 PERSONS OR MORE . . . . .               | 3 797         | 1 946                             | 1 734                        | 212                            | 1 240         | 757                          | 483                            | 611          |
| MEDIAN . . . . .                          | 2.9           | 2.8                               | 2.8                          | 2.6                            | 3.1           | 3.5                          | 2.7                            | 3.1          |
| <b>PERSONS PER ROOM</b>                   |               |                                   |                              |                                |               |                              |                                |              |
| 0.50 OR LESS . . . . .                    | 8 662         | 6 522                             | 6 260                        | 262                            | 1 549         | 852                          | 697                            | 591          |
| 0.51 TO 1.00 . . . . .                    | 12 848        | 9 287                             | 8 691                        | 596                            | 2 603         | 1 561                        | 1 042                          | 958          |
| 1.01 OR MORE . . . . .                    | 5 765         | 2 916                             | 2 512                        | 404                            | 1 925         | 1 068                        | 857                            | 924          |

<sup>1</sup> INCOME OF PRIMARY FAMILIES AND INDIVIDUALS.

Table B-5.—ROOMS IN OWNER- AND RENTER-OCCUPIED HOUSING UNITS, FOR THE CITY: 1960

[Based on sample; median not shown where base is insufficient; see text. Plus (+) after number indicates median above that number]

| SUBJECT                                   | TOTAL         | 1 ROOM     | 2 ROOMS    | 3 ROOMS      | 4 ROOMS       | 5 ROOMS       | 6 ROOMS      | 7 ROOMS      | 8 ROOMS OR MORE | MEDIAN     |
|---|---------------|------------|------------|--------------|---------------|---------------|--------------|--------------|-----------------|------------|
| <b>OWNER-OCCUPIED UNITS . . . . .</b>     | <b>31 125</b> | <b>16</b>  | <b>136</b> | <b>456</b>   | <b>3 250</b>  | <b>10 704</b> | <b>8 840</b> | <b>4 350</b> | <b>3 373</b>    | <b>5.6</b> |
| <b>BEDROOMS</b>                           |               |            |            |              |               |               |              |              |                 |            |
| 0 TO 2 . . . . .                          | 14 153        | 37         | 122        | 492          | 2 984         | 6 968         | 2 911        | 476          | 163             | 5.0        |
| 3 . . . . .                               | 13 092        | ...        | ...        | ...          | 196           | 3 497         | 5 367        | 3 130        | 902             | 6.0        |
| 4 OR MORE . . . . .                       | 3 831         | ...        | ...        | ...          | 61            | 53            | 553          | 662          | 2 502           | 7.5+       |
| <b>BATHROOMS</b>                          |               |            |            |              |               |               |              |              |                 |            |
| 1 . . . . .                               | 20 337        | 5          | 130        | 352          | 2 862         | 9 318         | 5 869        | 1 347        | 454             | 5.2        |
| MORE THAN 1 . . . . .                     | 9 910         | ...        | ...        | 10           | 79            | 1 153         | 2 844        | 3 000        | 2 824           | 6.8        |
| SHARED OR NONE . . . . .                  | 915           | 5          | 15         | 87           | 329           | 280           | 131          | 38           | 30              | 4.6        |
| <b>YEAR STRUCTURE BUILT</b>               |               |            |            |              |               |               |              |              |                 |            |
| 1959 TO MARCH 1960 . . . . .              | 1 630         | ...        | ...        | 33           | 52            | 847           | 364          | 174          | 160             | 5.4        |
| 1955 TO 1958 . . . . .                    | 6 504         | ...        | 36         | 63           | 339           | 2 525         | 1 982        | 1 125        | 434             | 5.6        |
| 1950 TO 1954 . . . . .                    | 6 753         | 8          | 52         | 28           | 975           | 2 498         | 1 852        | 871          | 469             | 5.4        |
| 1940 TO 1949 . . . . .                    | 7 308         | ...        | 21         | 107          | 1 006         | 2 760         | 2 002        | 853          | 559             | 5.4        |
| 1939 OR EARLIER . . . . .                 | 8 930         | 8          | 27         | 225          | 878           | 2 074         | 2 640        | 1 327        | 1 751           | 6.0        |
| <b>CONDITION AND PLUMBING</b>             |               |            |            |              |               |               |              |              |                 |            |
| SOUND . . . . .                           | 29 077        | 12         | 116        | 322          | 2 799         | 10 010        | 8 408        | 4 197        | 3 213           | 5.7        |
| WITH ALL PLUMBING FACILITIES . . . . .    | 28 689        | 8          | 112        | 300          | 2 647         | 9 887         | 8 333        | 4 193        | 3 209           | 5.7        |
| LACKING SOME OR ALL FACILITIES . . . . .  | 388           | 4          | 4          | 22           | 152           | 123           | 75           | 4            | 4               | 4.6        |
| DETERIORATING . . . . .                   | 1 652         | 4          | 4          | 93           | 345           | 577           | 369          | 124          | 136             | 5.2        |
| WITH ALL PLUMBING FACILITIES . . . . .    | 1 316         | 4          | ...        | 62           | 247           | 468           | 312          | 103          | 120             | 5.2        |
| LACKING SOME OR ALL FACILITIES . . . . .  | 336           | ...        | 4          | 31           | 98            | 109           | 57           | 21           | 16              | 4.8        |
| DILAPIDATED . . . . .                     | 396           | ...        | 16         | 41           | 106           | 117           | 63           | 29           | 24              | 4.8        |
| <b>VALUE-INCOME RATIO</b>                 |               |            |            |              |               |               |              |              |                 |            |
| TOTAL . . . . .                           | 29 869        | 8          | 35         | 249          | 2 942         | 10 425        | 8 667        | 4 267        | 3 276           | 5.6        |
| LESS THAN 1.5 . . . . .                   | 10 391        | 4          | 8          | 115          | 1 438         | 3 576         | 2 817        | 1 240        | 1 193           | 5.5        |
| 1.5 TO 1.9 . . . . .                      | 6 566         | ...        | ...        | 15           | 535           | 2 596         | 1 998        | 964          | 458             | 5.6        |
| 2.0 TO 2.9 . . . . .                      | 7 169         | ...        | 4          | 25           | 409           | 2 655         | 2 270        | 1 074        | 732             | 5.7        |
| 3.0 OR MORE . . . . .                     | 5 464         | 4          | 15         | 90           | 539           | 1 525         | 1 464        | 953          | 874             | 5.9        |
| NOT COMPUTED . . . . .                    | 279           | ...        | 8          | 4            | 21            | 73            | 118          | 36           | 19              | 5.8        |
| <b>PERSONS</b>                            |               |            |            |              |               |               |              |              |                 |            |
| 1 PERSON . . . . .                        | 1 940         | 12         | 64         | 123          | 369           | 623           | 427          | 176          | 146             | 5.1        |
| 2 PERSONS . . . . .                       | 8 187         | ...        | 48         | 190          | 971           | 2 931         | 2 266        | 1 008        | 773             | 5.5        |
| 3 PERSONS . . . . .                       | 6 686         | ...        | 20         | 82           | 753           | 2 507         | 1 943        | 813          | 568             | 5.5        |
| 4 PERSONS . . . . .                       | 7 153         | ...        | 4          | 29           | 654           | 2 481         | 2 166        | 1 140        | 679             | 5.7        |
| 5 PERSONS . . . . .                       | 4 253         | ...        | ...        | 20           | 291           | 1 322         | 1 291        | 715          | 614             | 5.9        |
| 6 PERSONS OR MORE . . . . .               | 2 906         | 4          | ...        | 12           | 212           | 840           | 747          | 498          | 593             | 6.0        |
| MEDIAN . . . . .                          | 3.3           | ...        | ...        | 2.1          | 2.9           | 3.2           | 3.4          | 3.7          | 3.8             | ...        |
| <b>RENTER-OCCUPIED UNITS . . . . .</b>    | <b>27 275</b> | <b>914</b> | <b>844</b> | <b>6 956</b> | <b>11 330</b> | <b>4 645</b>  | <b>1 763</b> | <b>488</b>   | <b>335</b>      | <b>3.9</b> |
| <b>BEDROOMS</b>                           |               |            |            |              |               |               |              |              |                 |            |
| NONE . . . . .                            | 1 342         | 1 164      | 124        | 54           | ...           | ...           | ...          | ...          | ...             | 1.1        |
| 1 . . . . .                               | 7 281         | ...        | 746        | 5 151        | 1 159         | 182           | 21           | ...          | 22              | 3.1        |
| 2 . . . . .                               | 14 443        | ...        | 50         | 1 557        | 9 633         | 2 734         | 411          | 21           | 37              | 4.1        |
| 3 OR MORE . . . . .                       | 4 258         | ...        | ...        | ...          | 475           | 1 695         | 1 462        | 323          | 303             | 5.5        |
| <b>BATHROOMS</b>                          |               |            |            |              |               |               |              |              |                 |            |
| 1 . . . . .                               | 20 824        | 403        | 585        | 4 074        | 9 975         | 3 935         | 1 373        | 328          | 151             | 4.0        |
| MORE THAN 1 . . . . .                     | 845           | ...        | 15         | 21           | 86            | 251           | 197          | 139          | 136             | 5.8        |
| SHARED OR NONE . . . . .                  | 5 569         | 458        | 227        | 2 884        | 1 265         | 455           | 179          | 55           | 46              | 3.2        |
| <b>YEAR STRUCTURE BUILT</b>               |               |            |            |              |               |               |              |              |                 |            |
| 1959 TO MARCH 1960 . . . . .              | 394           | ...        | 4          | 53           | 245           | 64            | 23           | 5            | ...             | 4.1        |
| 1955 TO 1958 . . . . .                    | 1 834         | 13         | 39         | 179          | 1 174         | 302           | 16           | 16           | 4               | 4.1        |
| 1950 TO 1954 . . . . .                    | 4 664         | 12         | 40         | 601          | 3 069         | 735           | 149          | 35           | 23              | 4.0        |
| 1940 TO 1949 . . . . .                    | 5 798         | 32         | 62         | 1 078        | 3 030         | 1 153         | 342          | 63           | 38              | 4.1        |
| 1939 OR EARLIER . . . . .                 | 14 585        | 857        | 699        | 5 045        | 3 812         | 2 391         | 1 142        | 369          | 270             | 3.7        |
| <b>CONDITION AND PLUMBING</b>             |               |            |            |              |               |               |              |              |                 |            |
| SOUND . . . . .                           | 18 725        | 620        | 502        | 3 344        | 8 879         | 3 591         | 1 232        | 339          | 218             | 4.1        |
| WITH ALL PLUMBING FACILITIES . . . . .    | 17 463        | 352        | 466        | 2 918        | 8 500         | 3 487         | 1 204        | 335          | 201             | 4.1        |
| LACKING SOME OR ALL FACILITIES . . . . .  | 1 262         | 268        | 36         | 426          | 379           | 104           | 28           | 4            | 17              | 3.3        |
| DETERIORATING . . . . .                   | 6 077         | 166        | 224        | 2 416        | 1 859         | 794           | 428          | 105          | 85              | 3.6        |
| WITH ALL PLUMBING FACILITIES . . . . .    | 3 481         | 44         | 111        | 931          | 1 309         | 609           | 318          | 86           | 73              | 4.0        |
| LACKING SOME OR ALL FACILITIES . . . . .  | 2 596         | 122        | 113        | 1 485        | 550           | 185           | 110          | 19           | 12              | 3.2        |
| DILAPIDATED . . . . .                     | 2 473         | 128        | 118        | 1 196        | 592           | 260           | 103          | 44           | 32              | 3.3        |
| <b>GROSS RENT AS PERCENTAGE OF INCOME</b> |               |            |            |              |               |               |              |              |                 |            |
| TOTAL . . . . .                           | 27 275        | 914        | 844        | 6 956        | 11 330        | 4 645         | 1 763        | 488          | 335             | 3.9        |
| LESS THAN 10 PERCENT . . . . .            | 1 328         | 83         | 68         | 305          | 454           | 270           | 96           | 36           | 16              | 4.0        |
| 10 TO 14 PERCENT . . . . .                | 3 997         | 209        | 126        | 840          | 1 658         | 749           | 296          | 78           | 41              | 4.0        |
| 15 TO 19 PERCENT . . . . .                | 4 996         | 121        | 116        | 1 029        | 2 211         | 1 065         | 327          | 70           | 57              | 4.1        |
| 20 TO 24 PERCENT . . . . .                | 4 362         | 90         | 80         | 1 082        | 2 060         | 686           | 259          | 67           | 38              | 4.0        |
| 25 TO 34 PERCENT . . . . .                | 4 823         | 96         | 137        | 1 203        | 2 152         | 763           | 361          | 78           | 33              | 4.0        |
| 35 PERCENT OR MORE . . . . .              | 6 779         | 247        | 249        | 2 280        | 2 559         | 954           | 322          | 95           | 73              | 3.7        |
| NOT COMPUTED . . . . .                    | 990           | 68         | 68         | 217          | 236           | 158           | 102          | 64           | 77              | 4.1        |
| <b>PERSONS</b>                            |               |            |            |              |               |               |              |              |                 |            |
| 1 PERSON . . . . .                        | 4 599         | 741        | 420        | 1 902        | 1 104         | 349           | 58           | 16           | 9               | 3.1        |
| 2 PERSONS . . . . .                       | 7 007         | 136        | 299        | 2 237        | 3 035         | 962           | 255          | 48           | 35              | 3.8        |
| 3 PERSONS . . . . .                       | 5 412         | 20         | 71         | 1 189        | 2 831         | 888           | 307          | 61           | 45              | 4.0        |
| 4 PERSONS . . . . .                       | 3 937         | 13         | 15         | 717          | 1 936         | 877           | 267          | 64           | 48              | 4.1        |
| 5 PERSONS . . . . .                       | 2 523         | 4          | 7          | 400          | 1 029         | 609           | 300          | 100          | 74              | 4.3        |
| 6 PERSONS OR MORE . . . . .               | 3 797         | ...        | 32         | 511          | 1 395         | 960           | 576          | 199          | 124             | 4.5        |
| MEDIAN . . . . .                          | 2.9           | 1.1        | 1.5        | 2.2          | 3.0           | 3.6           | 4.5          | 5.1          | 4.9             | ...        |

Table B-6.—UNITS IN STRUCTURE FOR OWNER- AND RENTER-OCCUPIED HOUSING UNITS, FOR THE CITY: 1960

[Based on sample; median not shown where base is insufficient; see text. Plus (+) or minus (-) after number indicates median above or below that number]

| SUBJECT                                    | OWNER OCCUPIED |        |                 |          | RENTER OCCUPIED |        |         |               |               |                  |          | ELEVATOR IN STRUCTURE |
|--|----------------|--------|-----------------|----------|-----------------|--------|---------|---------------|---------------|------------------|----------|-----------------------|
|  | TOTAL          | 1 UNIT | 2 UNITS OR MORE | TRAILERS | TOTAL           | 1 UNIT | 2 UNITS | 3 AND 4 UNITS | 5 TO 19 UNITS | 20 UNITS OR MORE | TRAILERS |                       |
| ALL OCCUPIED UNITS . . . . .               | 31 162         | 30 236 | 620             | 306      | 27 238          | 15 775 | 3 510   | 3 969         | 2 966         | 912              | 106      | 90                    |
| ROOMS                                      |                |        |                 |          |                 |        |         |               |               |                  |          |                       |
| 1 ROOM . . . . .                           | 10             | 1      | 5               | 4        | 861             | 122    | 55      | 79            | 189           | 408              | 8        | 24                    |
| 2 ROOMS . . . . .                          | 145            | 45     | 15              | 85       | 827             | 199    | 117     | 136           | 234           | 101              | 40       | 10                    |
| 3 ROOMS . . . . .                          | 449            | 275    | 60              | 114      | 6 979           | 3 713  | 1 229   | 1 073         | 654           | 252              | 58       | 24                    |
| 4 ROOMS . . . . .                          | 3 270          | 2 988  | 187             | 95       | 11 326          | 6 130  | 1 539   | 2 156         | 1 388         | 113              | ...      | 10                    |
| 5 ROOMS . . . . .                          | 10 751         | 10 604 | 139             | 8        | 4 641           | 3 292  | 424     | 431           | 456           | 38               | ...      | 17                    |
| 6 ROOMS . . . . .                          | 8 844          | 8 736  | 108             | ...      | 1 749           | 1 510  | 135     | 84            | 20            | ...              | ...      | ...                   |
| 7 ROOMS OR MORE . . . . .                  | 7 693          | 7 587  | 106             | ...      | 855             | 809    | 11      | 10            | 25            | ...              | ...      | 5                     |
| MEDIAN . . . . .                           | 5.6            | 5.6    | 4.8             | 3.1      | 3.9             | 4.1    | 3.7     | 3.8           | 3.8           | 2.0              | ...      | ...                   |
| YEAR STRUCTURE BUILT                       |                |        |                 |          |                 |        |         |               |               |                  |          |                       |
| 1959 TO MARCH 1960 . . . . .               | 1 562          | 1 505  | ...             | 57       | 355             | 187    | 118     | 14            | 23            | 5                | 8        | ...                   |
| 1955 TO 1958 . . . . .                     | 6 505          | 6 332  | 34              | 139      | 1 810           | 1 088  | 311     | 272           | 93            | 18               | 28       | 5                     |
| 1950 TO 1954 . . . . .                     | 6 770          | 6 577  | 105             | 88       | 4 817           | 2 606  | 783     | 825           | 577           | ...              | 26       | 5                     |
| 1940 TO 1949 . . . . .                     | 7 470          | 7 361  | 91              | 18       | 5 734           | 3 099  | 408     | 893           | 1 270         | 32               | 32       | 5                     |
| 1939 OR EARLIER . . . . .                  | 8 855          | 8 461  | 390             | 4        | 14 522          | 8 795  | 1 890   | 1 965         | 1 003         | 857              | 12       | 75                    |
| CONDITION AND PLUMBING                     |                |        |                 |          |                 |        |         |               |               |                  |          |                       |
| SOUND . . . . .                            | 29 143         | 28 335 | 506             | 302      | 18 669          | 9 922  | 2 481   | 2 804         | 2 533         | 835              | 94       | 90                    |
| WITH ALL PLUMBING FACIL. . . . .           | 28 765         | 27 981 | 486             | 298      | 17 463          | 9 263  | 2 294   | 2 691         | 2 429         | 696              | 90       | 90                    |
| LACKING SOME OR ALL FACIL. . . . .         | 378            | 354    | 20              | 4        | 1 206           | 659    | 187     | 113           | 104           | 139              | 4        | ...                   |
| DETERIORATING . . . . .                    | 1 617          | 1 504  | 109             | 4        | 6 017           | 3 959  | 726     | 915           | 358           | 51               | 8        | ...                   |
| WITH ALL PLUMBING FACIL. . . . .           | 1 268          | 1 170  | 94              | 4        | 3 454           | 2 129  | 387     | 639           | 255           | 36               | 8        | ...                   |
| LACKING SOME OR ALL FACIL. . . . .         | 349            | 334    | 15              | ...      | 2 563           | 1 830  | 339     | 276           | 103           | 15               | ...      | ...                   |
| DILAPIDATED . . . . .                      | 402            | 397    | 5               | ...      | 2 552           | 1 894  | 303     | 250           | 75            | 26               | 4        | ...                   |
| GROSS RENT                                 |                |        |                 |          |                 |        |         |               |               |                  |          |                       |
| TOTAL . . . . .                            | ...            | ...    | ...             | ...      | 27 238          | 15 775 | 3 510   | 3 969         | 2 966         | 912              | 106      | 90                    |
| LESS THAN \$30 . . . . .                   | ...            | ...    | ...             | ...      | 572             | 174    | 26      | 15            | 309           | 44               | 4        | ...                   |
| \$30 TO \$39 . . . . .                     | ...            | ...    | ...             | ...      | 1 591           | 909    | 177     | 167           | 277           | 61               | ...      | 5                     |
| \$40 TO \$49 . . . . .                     | ...            | ...    | ...             | ...      | 2 827           | 1 613  | 411     | 256           | 329           | 214              | 4        | ...                   |
| \$50 TO \$59 . . . . .                     | ...            | ...    | ...             | ...      | 3 709           | 2 232  | 462     | 562           | 295           | 154              | 4        | 9                     |
| \$60 TO \$69 . . . . .                     | ...            | ...    | ...             | ...      | 4 414           | 2 272  | 630     | 1 016         | 351           | 125              | 20       | 25                    |
| \$70 TO \$79 . . . . .                     | ...            | ...    | ...             | ...      | 4 239           | 2 130  | 627     | 889           | 482           | 88               | 23       | 10                    |
| \$80 TO \$99 . . . . .                     | ...            | ...    | ...             | ...      | 5 881           | 3 517  | 757     | 797           | 612           | 163              | 35       | 10                    |
| \$100 TO \$119 . . . . .                   | ...            | ...    | ...             | ...      | 2 222           | 1 608  | 255     | 183           | 146           | 30               | ...      | 14                    |
| \$120 OR MORE . . . . .                    | ...            | ...    | ...             | ...      | 1 207           | 865    | 107     | 69            | 135           | 23               | 8        | 17                    |
| NO CASH RENT . . . . .                     | ...            | ...    | ...             | ...      | 576             | 455    | 58      | 15            | 30            | 10               | 8        | ...                   |
| MEDIAN . . . . . DOLLARS . . . . .         | ...            | ...    | ...             | ...      | 71              | 72     | 70      | 70            | 67            | 59               | ...      | ...                   |
| HEATING EQUIPMENT                          |                |        |                 |          |                 |        |         |               |               |                  |          |                       |
| STEAM OR HOT WATER . . . . .               | 1 459          | 1 381  | 78              | ...      | 3 245           | 628    | 152     | 736           | 932           | 793              | 4        | 70                    |
| WARM AIR FURNACE . . . . .                 | 17 386         | 16 949 | 302             | 135      | 4 021           | 2 543  | 507     | 485           | 421           | 49               | 16       | 10                    |
| FLOOR, WALL, OR PIPELESS FURNACE . . . . . | 6 489          | 6 395  | 82              | 12       | 3 553           | 2 475  | 528     | 318           | 185           | 40               | 7        | 10                    |
| BUILT-IN ELECTRIC UNIT . . . . .           | 88             | 83     | 5               | ...      | 35              | 16     | 10      | ...           | 5             | ...              | 4        | ...                   |
| OTHER MEANS WITH FLUE . . . . .            | 5 520          | 5 237  | 133             | 150      | 15 671          | 9 649  | 2 245   | 2 327         | 1 353         | 30               | 67       | ...                   |
| OTHER MEANS WITHOUT FLUE . . . . .         | 196            | 167    | 20              | 9        | 525             | 350    | 53      | 68            | 46            | ...              | 8        | ...                   |
| NONE . . . . .                             | 24             | 24     | ...             | ...      | 188             | 114    | 15      | 35            | 24            | ...              | ...      | ...                   |
| PERSONS                                    |                |        |                 |          |                 |        |         |               |               |                  |          |                       |
| 1 PERSON . . . . .                         | 1 911          | 1 724  | 149             | 38       | 4 459           | 1 590  | 539     | 787           | 861           | 663              | 19       | 71                    |
| 2 PERSONS . . . . .                        | 8 187          | 7 803  | 268             | 116      | 6 864           | 3 553  | 947     | 1 345         | 784           | 199              | 36       | 19                    |
| 3 PERSONS . . . . .                        | 6 741          | 6 566  | 107             | 68       | 5 503           | 3 399  | 737     | 785           | 537           | 25               | 20       | ...                   |
| 4 PERSONS . . . . .                        | 7 128          | 7 018  | 66              | 44       | 3 955           | 2 580  | 524     | 452           | 360           | 16               | 23       | ...                   |
| 5 PERSONS . . . . .                        | 4 259          | 4 211  | 20              | 28       | 2 610           | 1 787  | 368     | 251           | 200           | ...              | 4        | ...                   |
| 6 PERSONS OR MORE . . . . .                | 2 936          | 2 914  | 10              | 12       | 3 847           | 2 866  | 395     | 349           | 224           | 9                | 4        | ...                   |
| MEDIAN . . . . .                           | 3.3            | 3.4    | 2.1             | 2.5      | 2.9             | 3.3    | 2.9     | 2.4           | 2.3           | 1.2              | ...      | ...                   |
| YEAR MOVED INTO UNIT                       |                |        |                 |          |                 |        |         |               |               |                  |          |                       |
| 1959 TO MARCH 1960 . . . . .               | 3 816          | 3 656  | 39              | 121      | 11 202          | 6 428  | 1 492   | 1 739         | 1 187         | 277              | 79       | 20                    |
| 1958 . . . . .                             | 3 071          | 2 991  | 16              | 64       | 3 792           | 2 210  | 441     | 566           | 425           | 139              | 11       | 14                    |
| 1950 TO 1957 . . . . .                     | 14 446         | 14 105 | 224             | 117      | 9 035           | 5 170  | 1 175   | 1 247         | 1 051         | 380              | 12       | 25                    |
| 1940 TO 1949 . . . . .                     | 5 957          | 5 802  | 155             | ...      | 1 941           | 1 021  | 279     | 294           | 268           | 79               | ...      | 23                    |
| 1939 OR EARLIER . . . . .                  | 3 872          | 3 682  | 186             | 4        | 1 268           | 946    | 123     | 123           | 35            | 37               | 4        | 8                     |

Table B-7.—HOUSEHOLD COMPOSITION FOR OWNER- AND RENTER-OCCUPIED HOUSING UNITS, FOR THE CITY: 1960

[Based on sample; see text. Median not shown where base is less than 200; plus (+) or minus (-) after number indicates median above or below that number]

| SUBJECT                               | TOTAL  | TWO-OR-MORE-PERSON HOUSEHOLDS               |                   |                      |                   |                      |                   | ONE-PERSON HOUSEHOLDS |                   |                      |
|---------------------------------------|--------|---|-------------------|----------------------|-------------------|----------------------|-------------------|-----------------------|-------------------|----------------------|
|                                       |        | MALE HEAD, WIFE PRESENT,<br>NO NONRELATIVES |                   |                      | OTHER MALE HEAD   |                      | FEMALE HEAD       |                       | UNDER 65<br>YEARS | 65 YEARS<br>AND OVER |
|                                       |        | UNDER 45<br>YEARS                           | 45 TO 64<br>YEARS | 65 YEARS<br>AND OVER | UNDER 65<br>YEARS | 65 YEARS<br>AND OVER | UNDER 65<br>YEARS | 65 YEARS<br>AND OVER  |                   |                      |
| OWNER-OCCUPIED UNITS . . . . .        | 31 125 | 13 972                                      | 9 347             | 2 071                | 820               | 274                  | 2 013             | 688                   | 1 212             | 728                  |
| UNITS IN STRUCTURE                    |        |   |                   |                      |                   |                      |                   |                       |                   |                      |
| 1. . . . .                            | 30 236 | 13 652                                      | 9 281             | 2 005                | 805               | 261                  | 1 903             | 605                   | 1 132             | 592                  |
| 2 OR MORE . . . . .                   | 620    | 111   | 116               | 91                   | 16                | 25                   | 68                | 44                    | 64                | 85                   |
| TRAILER . . . . .                     | 306    | 208   | 44                | 4                    | ...               | ...                  | 12                | ...                   | 17                | 21                   |
| CONDITION AND PLUMBING                |        |   |                   |                      |                   |                      |                   |                       |                   |                      |
| SOUND . . . . .                       | 29 077 | 13 494                                      | 8 802             | 1 873                | 720               | 218                  | 1 740             | 563                   | 1 084             | 583                  |
| WITH ALL PLUMBING FACILITIES          | 28 689 | 13 387                                      | 8 709             | 1 831                | 708               | 207                  | 1 710             | 543                   | 1 040             | 554                  |
| LACKING SOME OR ALL FACILITIES        | 388    | 107   | 93                | 42                   | 12                | 11                   | 30                | 20                    | 44                | 29                   |
| DETERIORATING . . . . .               | 1 652  | 399   | 432               | 161                  | 86                | 44                   | 219               | 105                   | 85                | 121                  |
| WITH ALL PLUMBING FACILITIES          | 1 316  | 319   | 356               | 142                  | 61                | 36                   | 167               | 77                    | 72                | 86                   |
| LACKING SOME OR ALL FACILITIES        | 336    | 80  | 76                | 19                   | 25                | 8                    | 52                | 28                    | 13                | 35                   |
| DILAPIDATED . . . . .                 | 396    | 79  | 113               | 37                   | 14                | 12                   | 54                | 20                    | 43                | 24                   |
| INCOME IN 1959 <sup>1</sup>           |        |   |                   |                      |                   |                      |                   |                       |                   |                      |
| LESS THAN \$2,000 . . . . .           | 2 764  | 240   | 331               | 416                  | 64                | 95                   | 482               | 202                   | 432               | 502                  |
| \$2,000 TO \$2,999 . . . . .          | 1 678  | 331   | 400               | 238                  | 76                | 33                   | 255               | 75                    | 164               | 106                  |
| \$3,000 TO \$3,999 . . . . .          | 2 200  | 583   | 637               | 271                  | 87                | 33                   | 289               | 90                    | 182               | 28                   |
| \$4,000 TO \$4,999 . . . . .          | 2 834  | 1 246                                       | 746               | 237                  | 84                | 8                    | 280               | 76                    | 126               | 31                   |
| \$5,000 TO \$5,999 . . . . .          | 3 842  | 2 139                                       | 922               | 194                  | 111               | 12                   | 238               | 55                    | 142               | 29                   |
| \$6,000 TO \$6,999 . . . . .          | 3 417  | 2 145                                       | 861               | 104                  | 68                | 24                   | 112               | 51                    | 40                | 12                   |
| \$7,000 TO \$7,999 . . . . .          | 3 069  | 1 757                                       | 942               | 111                  | 58                | 8                    | 120               | 25                    | 44                | 4                    |
| \$8,000 TO \$9,999 . . . . .          | 4 275  | 2 545                                       | 1 306             | 117                  | 98                | 16                   | 106               | 53                    | 30                | 4                    |
| \$10,000 TO \$14,999 . . . . .        | 4 222  | 1 947                                       | 1 856             | 155                  | 90                | 21                   | 93                | 24                    | 32                | 4                    |
| \$15,000 OR MORE . . . . .            | 2 824  | 1 039                                       | 1 346             | 228                  | 84                | 24                   | 38                | 37                    | 20                | 8                    |
| MEDIAN . . . . . DOLLARS . . . . .    | 6 700  | 7 200                                       | 7 800             | 4 500                | 5 900             | 3 300                | 3 900             | 3 700                 | 3 100             | 2 000-               |
| VALUE-INCOME RATIO                    |        |   |                   |                      |                   |                      |                   |                       |                   |                      |
| TOTAL . . . . .                       | 29 869 | 13 580                                      | 9 041             | 1 948                | 784               | 248                  | 1 936             | 632                   | 1 100             | 600                  |
| LESS THAN 1.5 . . . . .               | 10 391 | 4 654                                       | 4 280             | 498                  | 284               | 53                   | 352               | 150                   | 112               | 28                   |
| 1.5 TO 1.9 . . . . .                  | 6 566  | 3 730                                       | 1 893             | 263                  | 151               | 12                   | 289               | 79                    | 117               | 32                   |
| 2.0 TO 2.4 . . . . .                  | 4 739  | 2 758                                       | 1 139             | 237                  | 126               | 30                   | 260               | 45                    | 123               | 21                   |
| 2.5 TO 2.9 . . . . .                  | 2 430  | 1 147                                       | 618               | 218                  | 51                | 16                   | 200               | 67                    | 93                | 20                   |
| 3.0 TO 3.9 . . . . .                  | 2 130  | 755   | 520               | 214                  | 75                | 20                   | 253               | 65                    | 173               | 55                   |
| 4.0 OR MORE . . . . .                 | 3 334  | 511   | 555               | 510                  | 83                | 105                  | 544               | 202                   | 431               | 393                  |
| NOT COMPUTED . . . . .                | 279    | 25  | 36                | 8                    | 14                | 12                   | 58                | 24                    | 51                | 51                   |
| RENTER-OCCUPIED UNITS . . . . .       | 27 275 | 11 573                                      | 3 940             | 726                  | 1 356             | 182                  | 4 422             | 477                   | 3 682             | 917                  |
| UNITS IN STRUCTURE                    |        |   |                   |                      |                   |                      |                   |                       |                   |                      |
| 1. . . . .                            | 15 775 | 7 354                                       | 2 695             | 477                  | 802               | 113                  | 2 453             | 291                   | 1 284             | 306                  |
| 2. . . . .                            | 3 510  | 1 594                                       | 503               | 76                   | 156               | 23                   | 573               | 46                    | 422               | 117                  |
| 3 AND 4 . . . . .                     | 3 969  | 1 563                                       | 461               | 81                   | 242               | 15                   | 753               | 67                    | 640               | 147                  |
| 5 TO 19 . . . . .                     | 2 966  | 1 133                                       | 237               | 55                   | 102               | 15                   | 533               | 30                    | 696               | 165                  |
| 20 OR MORE . . . . .                  | 912    | 79  | 45                | 19                   | 25                | 5                    | 61                | 15                    | 533               | 130                  |
| TRAILER . . . . .                     | 106    | 51  | 16                | ...                  | 16                | ...                  | 4                 | ...                   | 19                | ...                  |
| CONDITION AND PLUMBING                |        |   |                   |                      |                   |                      |                   |                       |                   |                      |
| SOUND . . . . .                       | 18 725 | 8 850                                       | 2 613             | 427                  | 687               | 65                   | 2 680             | 259                   | 2 505             | 639                  |
| WITH ALL PLUMBING FACILITIES          | 17 463 | 8 515                                       | 2 470             | 412                  | 589               | 47                   | 2 447             | 226                   | 2 180             | 577                  |
| LACKING SOME OR ALL FACILITIES        | 1 262  | 335   | 143               | 15                   | 98                | 18                   | 233               | 33                    | 325               | 62                   |
| DETERIORATING . . . . .               | 6 077  | 2 081                                       | 958               | 223                  | 443               | 85                   | 1 207             | 146                   | 725               | 209                  |
| WITH ALL PLUMBING FACILITIES          | 3 481  | 1 450                                       | 571               | 139                  | 246               | 43                   | 599               | 74                    | 290               | 69                   |
| LACKING SOME OR ALL FACILITIES        | 2 596  | 631   | 387               | 84                   | 197               | 42                   | 608               | 72                    | 435               | 140                  |
| DILAPIDATED . . . . .                 | 2 473  | 642   | 369               | 76                   | 226               | 32                   | 535               | 72                    | 452               | 69                   |
| INCOME IN 1959 <sup>1</sup>           |        |   |                   |                      |                   |                      |                   |                       |                   |                      |
| LESS THAN \$2,000 . . . . .           | 6 614  | 804   | 567               | 279                  | 270               | 88                   | 2 181             | 231                   | 1 504             | 690                  |
| \$2,000 TO \$2,999 . . . . .          | 4 627  | 1 838                                       | 669               | 144                  | 298               | 27                   | 813               | 121                   | 618               | 99                   |
| \$3,000 TO \$3,999 . . . . .          | 4 584  | 2 295                                       | 682               | 111                  | 291               | 20                   | 543               | 48                    | 550               | 44                   |
| \$4,000 TO \$4,999 . . . . .          | 3 212  | 1 801                                       | 424               | 36                   | 163               | 22                   | 399               | 24                    | 322               | 21                   |
| \$5,000 TO \$5,999 . . . . .          | 2 471  | 1 455                                       | 359               | 58                   | 78                | 8                    | 211               | 8                     | 278               | 16                   |
| \$6,000 TO \$6,999 . . . . .          | 1 907  | 1 243                                       | 311               | 34                   | 73                | ...                  | 85                | 9                     | 132               | 20                   |
| \$7,000 TO \$7,999 . . . . .          | 1 162  | 724   | 221               | 24                   | 40                | 9                    | 68                | 4                     | 68                | 4                    |
| \$8,000 TO \$9,999 . . . . .          | 1 379  | 811   | 307               | 8                    | 85                | 4                    | 68                | 12                    | 72                | 12                   |
| \$10,000 TO \$14,999 . . . . .        | 941    | 469   | 281               | 12                   | 58                | 4                    | 27                | 12                    | 75                | 3                    |
| \$15,000 OR MORE . . . . .            | 3 378  | 133   | 119               | 20                   | ...               | ...                  | 27                | 8                     | 63                | 8                    |
| MEDIAN . . . . . DOLLARS . . . . .    | 3 500  | 4 500                                       | 4 100             | 2 600                | 3 400             | ...                  | 2 000             | 2 100                 | 2 500             | 2 000-               |
| GROSS RENT                            |        |   |                   |                      |                   |                      |                   |                       |                   |                      |
| TOTAL . . . . .                       | 27 275 | 11 573                                      | 3 940             | 726                  | 1 356             | 182                  | 4 422             | 477                   | 3 682             | 917                  |
| LESS THAN \$30 . . . . .              | 595    | 60  | 28                | 32                   | 16                | 10                   | 187               | 24                    | 142               | 96                   |
| \$30 TO \$39 . . . . .                | 1 507  | 363   | 146               | 49                   | 59                | 12                   | 324               | 52                    | 408               | 94                   |
| \$40 TO \$49 . . . . .                | 2 865  | 1 743                                       | 322               | 100                  | 162               | 46                   | 575               | 82                    | 665               | 170                  |
| \$50 TO \$59 . . . . .                | 3 718  | 1 372                                       | 551               | 75                   | 198               | 31                   | 703               | 69                    | 566               | 153                  |
| \$60 TO \$69 . . . . .                | 4 483  | 1 876                                       | 738               | 135                  | 243               | 32                   | 711               | 60                    | 605               | 83                   |
| \$70 TO \$79 . . . . .                | 4 217  | 2 015                                       | 615               | 73                   | 194               | 16                   | 683               | 66                    | 482               | 73                   |
| \$80 TO \$99 . . . . .                | 5 898  | 3 235                                       | 772               | 144                  | 256               | 19                   | 774               | 72                    | 536               | 90                   |
| \$100 TO \$119 . . . . .              | 2 191  | 1 172                                       | 347               | 50                   | 118               | 12                   | 318               | 12                    | 117               | 45                   |
| \$120 OR MORE . . . . .               | 1 232  | 576   | 302               | 36                   | 82                | 4                    | 105               | 16                    | 74                | 37                   |
| NO CASH RENT . . . . .                | 569    | 161   | 119               | 32                   | 28                | ...                  | 42                | 24                    | 87                | 76                   |
| MEDIAN . . . . . DOLLARS . . . . .    | 70     | 76  | 72                | 67                   | 69                | ...                  | 66                | 60                    | 60                | 54                   |
| GROSS RENT AS PERCENTAGE<br>OF INCOME |        |   |                   |                      |                   |                      |                   |                       |                   |                      |
| TOTAL . . . . .                       | 27 275 | 11 573                                      | 3 940             | 726                  | 1 356             | 182                  | 4 422             | 477                   | 3 682             | 917                  |
| LESS THAN 10 PERCENT . . . . .        | 1 328  | 604   | 296               | 44                   | 67                | 14                   | 74                | 8                     | 202               | 19                   |
| 10 TO 14 PERCENT . . . . .            | 3 997  | 2 158                                       | 774               | 75                   | 203               | 17                   | 267               | 41                    | 442               | 20                   |
| 15 TO 19 PERCENT . . . . .            | 4 996  | 2 810                                       | 793               | 75                   | 225               | 16                   | 476               | 60                    | 509               | 32                   |
| 20 TO 24 PERCENT . . . . .            | 4 362  | 2 348                                       | 615               | 85                   | 187               | 16                   | 529               | 76                    | 456               | 50                   |
| 25 TO 34 PERCENT . . . . .            | 8 823  | 2 160                                       | 654               | 152                  | 288               | 28                   | 839               | 65                    | 533               | 104                  |
| 35 PERCENT OR MORE . . . . .          | 6 779  | 1 292                                       | 677               | 235                  | 354               | 88                   | 2 063             | 198                   | 1 305             | 567                  |
| NOT COMPUTED . . . . .                | 990    | 201   | 131               | 60                   | 32                | 3                    | 174               | 29                    | 235               | 125                  |

<sup>1</sup> INCOME OF PRIMARY FAMILIES AND INDIVIDUALS.



Table B-8.—OCCUPIED HOUSING UNITS SHARING OR LACKING SPECIFIED FACILITIES, FOR THE CITY: 1960

[Based on sample; the "total" columns are not additive; see text]

| SUBJECT  | UNITS SHARING-- |             |                               |                         |              |                                | UNITS WITH NO BATH AND/OR TOILET <sup>1</sup> |                           |
|--|-----------------|-------------|-------------------------------|-------------------------|--------------|--------------------------------|---|---------------------------|
|  | TOTAL           | ACCESS ONLY | ACCESS AND BATH AND/OR TOILET | BATH AND/OR TOILET ONLY | COOKING ONLY | COOKING AND BATH AND/OR TOILET | TOTAL   | SHARING ACCESS OR COOKING |
| <b>UNITS IN STRUCTURE</b>                          |                 |             |                               |                         |              |                                |   |                           |
| OWNER OCCUPIED . . . . .                           | 55              | 5           | ...                           | 40                      | 10           | ...                            | 469   | ...                       |
| 1 . . . . .  | 10              | ...         | ...                           | ...                     | 10           | ...                            | 469   | ...                       |
| 2 OR MORE . . . . .                                | 45              | 5           | ...                           | 40                      | ...          | ...                            | ...   | ...                       |
| RENTER OCCUPIED . . . . .                          | 1 040           | 30          | 10                            | 317                     | 305          | 378                            | 507   | 16                        |
| 1 . . . . .  | 31              | ...         | ...                           | ...                     | 31           | ...                            | 486   | 10                        |
| 2 . . . . .  | 104             | ...         | 10                            | 56                      | 20           | 18                             | 10  | ...                       |
| 3 AND 4 . . . . .                                  | 192             | 30          | ...                           | 118                     | 10           | 34                             | 11  | 6                         |
| 5 TO 19 . . . . .                                  | 284             | ...         | ...                           | 116                     | 29           | 139                            | ...   | ...                       |
| 20 OR MORE . . . . .                               | 429             | ...         | ...                           | 27                      | 215          | 187                            | ...   | ...                       |
| RENTER-OCCUPIED UNITS . . . . .                    | 1 059           | 28          | 13                            | 321                     | 291          | 406                            | 509   | 16                        |
| <b>YEAR STRUCTURE BUILT</b>                        |                 |             |                               |                         |              |                                |   |                           |
| 1955 TO MARCH 1960 . . . . .                       | 12              | ...         | ...                           | 4                       | 4            | 4                              | 29  | ...                       |
| 1950 TO 1954 . . . . .                             | 12              | ...         | ...                           | 8                       | ...          | 4                              | 51  | ...                       |
| 1940 TO 1949 . . . . .                             | 37              | 8           | ...                           | 13                      | 12           | 4                              | 150   | ...                       |
| 1939 OR EARLIER . . . . .                          | 998             | 20          | 13                            | 296                     | 275          | 394                            | 279   | 16                        |
| <b>CONDITION</b>                                   |                 |             |                               |                         |              |                                |   |                           |
| SOUND . . . . .                                    | 624             | 20          | 5                             | 114                     | 254          | 227                            | 158   | 4                         |
| DETERIORATING . . . . .                            | 244             | 8           | 4                             | 125                     | 25           | 82                             | 196   | 8                         |
| DILAPIDATED . . . . .                              | 191             | ...         | ...                           | 82                      | 12           | 97                             | 155   | 4                         |
| <b>INCOME IN 1959<sup>2</sup></b>                  |                 |             |                               |                         |              |                                |   |                           |
| LESS THAN \$2,000 . . . . .                        | 419             | 4           | 9                             | 126                     | 85           | 195                            | 212   | 8                         |
| \$2,000 TO \$3,999 . . . . .                       | 381             | 12          | 4                             | 129                     | 98           | 138                            | 152   | 4                         |
| \$4,000 TO \$5,999 . . . . .                       | 191             | 8           | ...                           | 62                      | 68           | 53                             | 89  | 4                         |
| \$6,000 TO \$7,999 . . . . .                       | 24              | 4           | ...                           | ...                     | 20           | ...                            | 46  | ...                       |
| \$8,000 TO \$9,999 . . . . .                       | 20              | ...         | ...                           | 4                       | 8            | 8                              | 4   | ...                       |
| \$10,000 OR MORE . . . . .                         | 24              | ...         | ...                           | ...                     | 12           | 12                             | 6   | ...                       |
| <b>GROSS RENT</b>                                  |                 |             |                               |                         |              |                                |   |                           |
| TOTAL . . . . .                                    | 1 059           | 28          | 13                            | 321                     | 291          | 406                            | 509   | 16                        |
| LESS THAN \$20 . . . . .                           | ...             | ...         | ...                           | ...                     | ...          | ...                            | ...   | ...                       |
| \$20 TO \$39 . . . . .                             | 294             | 4           | ...                           | 65                      | 46           | ...                            | 135   | ...                       |
| \$40 TO \$59 . . . . .                             | 496             | 8           | 9                             | 127                     | 149          | 203                            | 217   | 4                         |
| \$60 TO \$79 . . . . .                             | 160             | 12          | ...                           | 76                      | 52           | 20                             | 92  | ...                       |
| \$80 TO \$99 . . . . .                             | 32              | ...         | 4                             | 12                      | 14           | ...                            | 7   | ...                       |
| \$100 TO \$119 . . . . .                           | 16              | ...         | ...                           | 12                      | 4            | ...                            | 4   | ...                       |
| \$120 OR MORE . . . . .                            | 8               | ...         | ...                           | ...                     | 8            | ...                            | ...   | ...                       |
| NO CASH RENT . . . . .                             | 53              | 4           | ...                           | 29                      | 16           | 4                              | 54  | 12                        |
| <b>PERSONS</b>                                     |                 |             |                               |                         |              |                                |   |                           |
| 1 PERSON . . . . .                                 | 726             | 16          | 4                             | 130                     | 259          | 317                            | 57  | 16                        |
| 2 PERSONS . . . . .                                | 197             | 8           | 4                             | 84                      | 24           | 77                             | 57  | ...                       |
| 3 PERSONS . . . . .                                | 57              | ...         | 5                             | 40                      | 4            | 6                              | 105   | ...                       |
| 4 PERSONS OR MORE . . . . .                        | 79              | 4           | ...                           | 67                      | 4            | 4                              | 290   | ...                       |
| <b>HOUSEHOLD COMPOSITION</b>                       |                 |             |                               |                         |              |                                |   |                           |
| TWO-OR-MORE-PERSON HOUSEHOLDS . . . . .            | 333             | 12          | 9                             | 191                     | 32           | 89                             | 452   | ...                       |
| MALE HEAD, WIFE PRESENT, NO NONRELATIVES . . . . . | 169             | 8           | 4                             | 110                     | 16           | 31                             | 263   | ...                       |
| UNDER 45 YEARS . . . . .                           | 133             | 8           | 4                             | 86                      | 8            | 27                             | 151   | ...                       |
| 45 TO 64 YEARS . . . . .                           | 32              | ...         | ...                           | 24                      | 4            | 4                              | 81  | ...                       |
| 65 YEARS AND OVER . . . . .                        | 4               | ...         | ...                           | ...                     | 4            | ...                            | 31  | ...                       |
| OTHER MALE HEAD . . . . .                          | 67              | ...         | 5                             | 33                      | 12           | 17                             | 71  | ...                       |
| UNDER 65 YEARS . . . . .                           | 53              | ...         | ...                           | 33                      | 8            | 12                             | 53  | ...                       |
| 65 YEARS AND OVER . . . . .                        | 14              | ...         | 5                             | ...                     | 4            | 5                              | 18  | ...                       |
| FEMALE HEAD . . . . .                              | 97              | 4           | ...                           | 48                      | 4            | 41                             | 118   | ...                       |
| UNDER 65 YEARS . . . . .                           | 93              | ...         | ...                           | 48                      | 4            | 41                             | 110   | ...                       |
| 65 YEARS AND OVER . . . . .                        | 4               | 4           | ...                           | ...                     | ...          | ...                            | 8   | ...                       |
| ONE-PERSON HOUSEHOLDS . . . . .                    | 726             | 16          | 4                             | 130                     | 259          | 317                            | 57  | 16                        |
| UNDER 65 YEARS . . . . .                           | 629             | 16          | 4                             | 110                     | 215          | 284                            | 37  | 16                        |
| 65 YEARS AND OVER . . . . .                        | 97              | ...         | ...                           | 20                      | 44           | 33                             | 20  | ...                       |
| <b>YEAR MOVED INTO UNIT</b>                        |                 |             |                               |                         |              |                                |   |                           |
| 1959 TO MARCH 1960 . . . . .                       | 513             | 12          | 13                            | 194                     | 105          | 189                            | 130   | ...                       |
| 1958 . . . . .                                     | 125             | 12          | ...                           | 29                      | 52           | 32                             | 70  | 8                         |
| 1950 TO 1957 . . . . .                             | 267             | ...         | ...                           | 57                      | 98           | 112                            | 245   | 4                         |
| 1949 OR EARLIER . . . . .                          | 154             | 4           | ...                           | 41                      | 36           | 73                             | 64  | 4                         |
| <b>TYPE OF HOUSEHOLD</b>                           |                 |             |                               |                         |              |                                |   |                           |
| HOUSEHOLDS WITHOUT NONRELATIVES . . . . .          | 952             | 28          | 8                             | 280                     | 275          | 361                            | 480   | 16                        |
| MALE HEAD, WIFE PRESENT . . . . .                  | 169             | 8           | 4                             | 110                     | 16           | 31                             | 263   | ...                       |
| 2 PERSONS . . . . .                                | 90              | 4           | 4                             | 47                      | 12           | 23                             | 30  | ...                       |
| 3 PERSONS . . . . .                                | 24              | ...         | ...                           | 16                      | 4            | 4                              | 60  | ...                       |
| 4 PERSONS OR MORE . . . . .                        | 55              | 4           | ...                           | 47                      | ...          | 4                              | 173   | ...                       |
| OTHER HOUSEHOLD GROUPS . . . . .                   | 783             | 20          | 4                             | 170                     | 259          | 330                            | 217   | 16                        |
| HOUSEHOLDS WITH NONRELATIVES . . . . .             | 107             | ...         | 5                             | 41                      | 16           | 45                             | 29  | ...                       |
| <b>ROOMS AND PERSONS</b>                           |                 |             |                               |                         |              |                                |   |                           |
| 1 ROOM . . . . .                                   | 736             | 8           | ...                           | 107                     | 246          | 375                            | 8   | 8                         |
| 1 PERSON . . . . .                                 | 624             | 8           | ...                           | 73                      | 234          | 309                            | 8   | 8                         |
| 2 PERSONS OR MORE . . . . .                        | 112             | ...         | ...                           | 34                      | 12           | 66                             | ...   | ...                       |
| 2 ROOMS . . . . .                                  | 139             | 4           | 4                             | 92                      | 11           | 28                             | 24  | 4                         |
| 1 PERSON . . . . .                                 | 60              | 4           | ...                           | 32                      | 16           | 8                              | 12  | 4                         |
| 2 AND 3 PERSONS . . . . .                          | 68              | ...         | 4                             | 49                      | 12           | 8                              | 8   | ...                       |
| 4 PERSONS OR MORE . . . . .                        | 11              | ...         | ...                           | 11                      | ...          | ...                            | 4   | ...                       |
| 3 ROOMS . . . . .                                  | 112             | 8           | 9                             | 70                      | 9            | 16                             | 113   | 4                         |
| 4 ROOMS . . . . .                                  | 40              | 8           | ...                           | 24                      | 4            | 4                              | 237   | ...                       |
| 5 ROOMS OR MORE . . . . .                          | 32              | ...         | ...                           | 28                      | 4            | ...                            | ...   | ...                       |

<sup>1</sup> EXCLUDES UNITS SHARING BATH AND/OR TOILET! SEE TEXT.

<sup>2</sup> INCOME OF PRIMARY FAMILIES AND INDIVIDUALS.

Metropolitan Housing

Table B-9.—DURATION OF VACANCY, FOR AVAILABLE VACANT HOUSING UNITS, FOR THE CITY: 1960  
 [Based on sample; see text. Median not shown where base is less than 200; plus (+) or minus (-) after number indicates median above or below that number]

| SUBJECT                                      | TOTAL  | LESS THAN 4 MONTHS | 4 UP TO 6 MONTHS | 6 MONTHS OR MORE | SUBJECT                                  | TOTAL | LESS THAN 1 MONTH | 1 UP TO 4 MONTHS | 4 MONTHS OR MORE |
|--|--------|--------------------|------------------|------------------|--|-------|-------------------|------------------|------------------|
| VACANT AVAILABLE FOR SALE . . . . .          | 731    | 499                | 122              | 110              | VACANT AVAILABLE FOR RENT . . . . .      | 1 964 | 698               | 986              | 280              |
| ROOMS  |        |                    |                  |                  | ROOMS                                    |       |                   |                  |                  |
| 1 TO 3 ROOMS . . . . .                       | 12     | 2                  | ...              | 10               | 1 ROOM . . . . .                         | 129   | 82                | 37               | 10               |
| 4 ROOMS . . . . .                            | 39     | 21                 | 9                | 9                | 2 ROOMS . . . . .                        | 67    | 23                | 41               | 3                |
| 5 ROOMS . . . . .                            | 300    | 221                | 52               | 27               | 3 ROOMS . . . . .                        | 530   | 158               | 283              | 89               |
| 6 ROOMS . . . . .                            | 236    | 151                | 40               | 45               | 4 ROOMS . . . . .                        | 781   | 303               | 371              | 107              |
| 7 ROOMS OR MORE . . . . .                    | 144    | 104                | 21               | 19               | 5 ROOMS OR MORE . . . . .                | 457   | 132               | 254              | 71               |
| BEDROOMS                                     |        |                    |                  |                  | BEDROOMS                                 |       |                   |                  |                  |
| 0 AND 1 . . . . .                            | ...    | ...                | ...              | ...              | 0 AND 1 . . . . .                        | 716   | 289               | 391              | 36               |
| 2 . . . . .                                  | 199    | 165                | ...              | 34               | 2 . . . . .                              | 1 140 | 485               | 528              | 127              |
| 3 OR MORE . . . . .                          | 352    | 217                | 50               | 85               | 3 OR MORE . . . . .                      | 146   | 37                | 109              | ...              |
| UNITS IN STRUCTURE                           |        |                    |                  |                  | UNITS IN STRUCTURE                       |       |                   |                  |                  |
| 1 . . . . .                                  | 745    | 497                | 143              | 105              | 1 . . . . .                              | 915   | 273               | 479              | 163              |
| 2 . . . . .                                  | 13     | 13                 | ...              | ...              | 2 TO 9 . . . . .                         | 807   | 239               | 428              | 140              |
| 3 OR MORE . . . . .                          | 5      | ...                | ...              | 5                | 10 TO 19 . . . . .                       | 115   | 85                | 30               | ...              |
| YEAR STRUCTURE BUILT                         |        |                    |                  |                  | 20 OR MORE . . . . .                     | 81    | 69                | 12               | ...              |
| 1959 TO MARCH 1960 . . . . .                 | 330    | 271                | 38               | 21               | YEAR STRUCTURE BUILT                     |       |                   |                  |                  |
| 1950 TO 1958 . . . . .                       | 217    | 142                | 38               | 37               | 1959 TO MARCH 1960 . . . . .             | 89    | 68                | 17               | 4                |
| 1949 OR EARLIER . . . . .                    | 184    | 86                 | 46               | 52               | 1950 TO 1958 . . . . .                   | 277   | 109               | 117              | 51               |
| PLUMBING                                     |        |                    |                  |                  | 1949 OR EARLIER . . . . .                | 1 598 | 521               | 852              | 225              |
| WITH ALL PLUMBING FACILITIES . . . . .       | 724    | 497                | 117              | 110              | PLUMBING                                 |       |                   |                  |                  |
| LACKING SOME OR ALL FACILITIES . . . . .     | 7      | 2                  | 5                | ...              | WITH ALL PLUMBING FACILITIES . . . . .   | 1 578 | 564               | 772              | 242              |
| HEATING EQUIPMENT                            |        |                    |                  |                  | LACKING SOME OR ALL FACILITIES . . . . . | 386   | 134               | 214              | 38               |
| STEAM, HOT WATER, WARM AIR FURNACE . . . . . | 518    | 362                | 75               | 81               | RENT ASKED                               |       |                   |                  |                  |
| OTHER . . . . .                              | 213    | 137                | 47               | 29               | TOTAL . . . . .                          | 1 964 | 698               | 986              | 280              |
| NONE . . . . .                               | ...    | ...                | ...              | ...              | LESS THAN \$40 . . . . .                 | 474   | 182               | 231              | 61               |
| SALE PRICE ASKED                             |        |                    |                  |                  | \$40 TO \$59 . . . . .                   | 732   | 229               | 421              | 82               |
| TOTAL . . . . .                              | 731    | 499                | 122              | 110              | \$60 TO \$79 . . . . .                   | 538   | 219               | 224              | 95               |
| LESS THAN \$5,000 . . . . .                  | 11     | 2                  | ...              | ...              | \$80 TO \$99 . . . . .                   | 134   | 34                | 74               | 26               |
| \$5,000 TO \$9,900 . . . . .                 | 138    | 70                 | 27               | 41               | \$100 OR MORE . . . . .                  | 86    | 34                | 36               | 16               |
| \$10,000 TO \$14,900 . . . . .               | 296    | 213                | 46               | 37               | MEDIAN RENT ASKED . . . . . DOLLARS . .  | 54    | 55                | 52               | 59               |
| \$15,000 TO \$19,900 . . . . .               | 182    | 144                | 22               | 16               |  |       |                   |                  |                  |
| \$20,000 TO \$24,900 . . . . .               | 41     | 26                 | 8                | 7                |  |       |                   |                  |                  |
| \$25,000 OR MORE . . . . .                   | 63     | 44                 | 10               | 9                |  |       |                   |                  |                  |
| MEDIAN PRICE ASKED . . . . . DOLLARS . .     | 13 700 | 14 200             | ...              | ...              |  |       |                   |                  |                  |

Table B-10.—RENT ASKED FOR VACANT HOUSING UNITS AVAILABLE FOR RENT, FOR THE CITY: 1960  
 [Based on sample; see text]

| SUBJECT                                  | TOTAL | LESS THAN \$40 | \$40 TO \$59 | \$60 TO \$79 | \$80 TO \$99 | \$100 OR MORE |
|--|-------|----------------|--------------|--------------|--------------|---------------|
| VACANT AVAILABLE FOR RENT . . . . .      | 1 964 | 474            | 732          | 538          | 134          | 86            |
| BEDROOMS                                 |       |                |              |              |              |               |
| 0 AND 1 . . . . .                        | 716   | 291            | 288          | 113          | 24           | ...           |
| 2 . . . . .                              | 1 140 | 236            | 490          | 343          | 71           | ...           |
| 3 OR MORE . . . . .                      | 146   | ...            | 33           | 39           | 74           | ...           |
| UNITS IN STRUCTURE                       |       |                |              |              |              |               |
| 1 . . . . .                              | 915   | 181            | 278          | 318          | 111          | 27            |
| 2 TO 4 . . . . .                         | 686   | 162            | 301          | 147          | 14           | 62            |
| 5 OR MORE . . . . .                      | 317   | 124            | 90           | 84           | 10           | 9             |
| YEAR STRUCTURE BUILT                     |       |                |              |              |              |               |
| 1959 TO MARCH 1960 . . . . .             | 89    | ...            | 9            | 53           | 9            | 18            |
| 1950 TO 1958 . . . . .                   | 277   | 18             | 87           | 126          | 17           | 29            |
| 1949 OR EARLIER . . . . .                | 1 598 | 456            | 636          | 359          | 108          | 39            |
| PLUMBING                                 |       |                |              |              |              |               |
| WITH ALL PLUMBING FACILITIES . . . . .   | 1 578 | 208            | 623          | 531          | 134          | 82            |
| LACKING SOME OR ALL FACILITIES . . . . . | 386   | 266            | 109          | 7            | ...          | 4             |
| INCLUSION OF UTILITIES IN RENT           |       |                |              |              |              |               |
| ALL UTILITIES INCLUDED . . . . .         | 203   | 77             | 62           | 56           | 4            | 4             |
| SOME OR NO UTILITIES INCLUDED . . . . .  | 1 761 | 397            | 670          | 482          | 130          | 82            |

# CHATTANOOGA

TENN.-GA.

## STANDARD METROPOLITAN STATISTICAL AREA

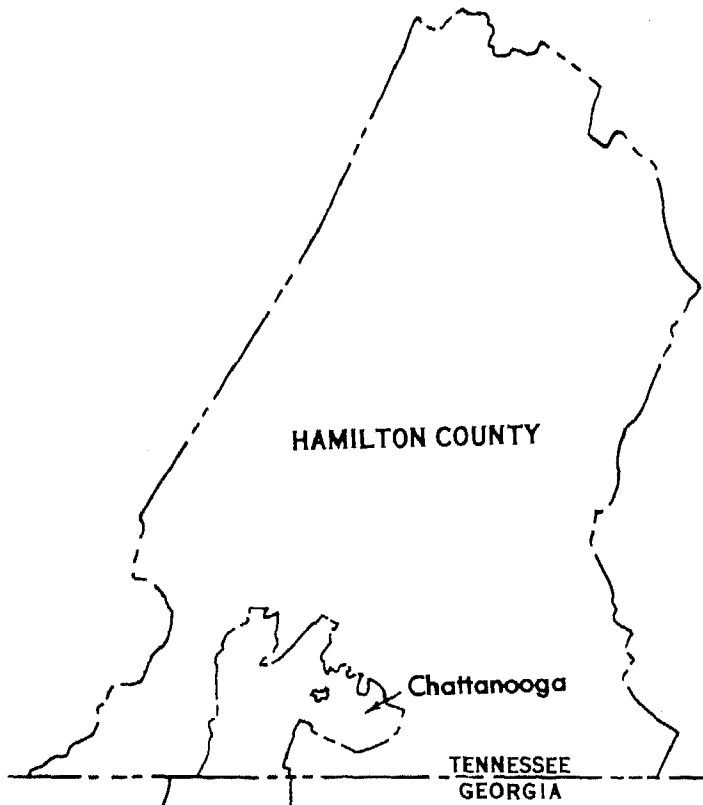
Statistics for a standard metropolitan statistical area of 100,000 inhabitants or more, and for each place of 100,000 inhabitants or more within the area, are presented in a series of standard tables. The tables are arranged by area and the subjects are the same in the tables having the same basic number. The prefix letter "A" has been assigned to the tables for the total SMSA; tables for places, which follow in alphabetical order, have the prefix letter "B," "C," etc. Tables 1 to 10 are presented in each report. Tables 11 to 14, which are for units with nonwhite household heads, are given if the SMSA or place has 25,000 or more such units.

### LIST OF TABLES

[Page numbers listed here omit the chapter number which appears as part of the page number for each page. The chapter number for this area is 42]

| Table title  | Standard metropolitan statistical area<br>(Prefix A) | Chattanooga city<br>(Prefix B) |
|--|--|--------------------------------|
|  | <i>Page</i>  | <i>Page</i>                    |
| Table 1.—Value of owner-occupied housing units .....   | 3  | 12                             |
| Table 2.—Gross rent of renter-occupied housing units .....   | 4  | 13                             |
| Table 3.—Income in 1959 of primary families and individuals in owner- and renter-occupied housing units..... | 5  | 14                             |
| Table 4.—Condition and plumbing facilities for owner- and renter-occupied housing units.....                 | 6  | 15                             |
| Table 5.—Rooms in owner- and renter-occupied housing units .....   | 7  | 16                             |
| Table 6.—Units in structure for owner- and renter-occupied housing units ...                                 | 8  | 17                             |
| Table 7.—Household composition for owner- and renter-occupied housing units                                  | 9  | 18                             |
| Table 8.—Occupied housing units sharing or lacking specified facilities .....                                | 10   | 19                             |
| Table 9.—Duration of vacancy for available vacant housing units .....  | 11   | 20                             |
| Table 10.—Rent asked for vacant housing units available for rent.....  | 11   | 20                             |

# Chattanooga, Tenn.-Ga. STANDARD METROPOLITAN STATISTICAL AREA



TENNESSEE  
GEORGIA

0 5 10 MILES

WALKER COUNTY

GA.  
ALA.

----- STATE LINE  
----- COUNTY LINE  
----- CITY LIMITS



Table A-1.—VALUE OF OWNER-OCCUPIED HOUSING UNITS, FOR THE SMSA: 1960

[Based on sample; median not shown where base is insufficient; see text. Plus (+) or minus (-) after number indicates median above or below that number]

| SUBJECT   | TOTAL  | VALUE             |                    |                    |                      |                      |                      |                      |                      |                  |                  |
|---|--------|-------------------|--------------------|--------------------|----------------------|----------------------|----------------------|----------------------|----------------------|------------------|------------------|
|   |        | LESS THAN \$5,000 | \$5,000 TO \$7,400 | \$7,500 TO \$9,900 | \$10,000 TO \$12,400 | \$12,500 TO \$14,900 | \$15,000 TO \$17,400 | \$17,500 TO \$19,900 | \$20,000 TO \$24,900 | \$25,000 OR MORE | MEDIAN (DOLLARS) |
| OWNER-OCCUPIED UNITS. . . . .                     | 45 475 | 8 952             | 9 254              | 8 497              | 7 138                | 4 429                | 2 448                | 1 334                | 1 570                | 1 853            | 8 800            |
| ROOMS   |        |                   |                    |                    |                      |                      |                      |                      |                      |                  |                  |
| 1 AND 2 ROOMS . . . . .                           | 307    | 247               | 48                 | 8                  | ***                  | ***                  | ***                  | ***                  | ***                  | 4                | 5 000-           |
| 3 ROOMS . . . . .                                 | 1 165  | 835               | 193                | 84                 | 17                   | 22                   | 3                    | ***                  | 8                    | 3                | 5 000-           |
| 4 ROOMS . . . . .                                 | 8 417  | 3 641             | 2 707              | 1 465              | 401                  | 78                   | 46                   | 20                   | 36                   | 23               | 5 500            |
| 5 ROOMS . . . . .                                 | 16 222 | 2 673             | 3 662              | 4 038              | 3 281                | 1 508                | 596                  | 212                  | 159                  | 93               | 8 600            |
| 6 ROOMS . . . . .                                 | 12 291 | 1 235             | 2 020              | 2 017              | 2 436                | 2 026                | 1 125                | 570                  | 509                  | 353              | 10 900           |
| 7 ROOMS . . . . .                                 | 4 176  | 221               | 371                | 632                | 677                  | 542                  | 465                  | 321                  | 472                  | 475              | 13 400           |
| 8 ROOMS OR MORE . . . . .                         | 2 897  | 100               | 253                | 253                | 326                  | 253                  | 213                  | 211                  | 386                  | 902              | 18 100           |
| MEDIAN. . . . .                                   | 5.3    | 4.4               | 5.0                | 5.2                | 5.5                  | 5.8                  | 6.0                  | 6.3                  | 6.7                  | 7.4              | ***              |
| BEDROOMS  |        |                   |                    |                    |                      |                      |                      |                      |                      |                  |                  |
| 0 TO 2. . . . .                                   | 23 396 | 6 808             | 6 019              | 4 739              | 2 941                | 1 249                | 707                  | 392                  | 281                  | 260              | 7 000            |
| 3 . . . . .                                       | 17 988 | 1 897             | 2 545              | 2 922              | 3 560                | 2 745                | 1 592                | 899                  | 944                  | 884              | 11 100           |
| 4 OR MORE . . . . .                               | 4 095  | 446               | 453                | 708                | 535                  | 438                  | 229                  | 261                  | 272                  | 733              | 12 100           |
| BATHROOMS   |        |                   |                    |                    |                      |                      |                      |                      |                      |                  |                  |
| 1 . . . . .                                       | 31 786 | 5 638             | 8 285              | 7 765              | 5 935                | 2 515                | 916                  | 263                  | 302                  | 167              | 8 100            |
| MORE THAN 1 . . . . .                             | 9 743  | 129               | 383                | 592                | 1 199                | 1 928                | 1 529                | 1 007                | 1 278                | 1 698            | 16 000           |
| SHARED OR NONE. . . . .                           | 4 006  | 3 175             | 625                | 133                | 52                   | 11                   | 5                    | ***                  | ***                  | 5                | 5 000-           |
| YEAR STRUCTURE BUILT                              |        |                   |                    |                    |                      |                      |                      |                      |                      |                  |                  |
| 1959 TO MARCH 1960. . . . .                       | 2 434  | 200               | 165                | 450                | 460                  | 429                  | 301                  | 91                   | 159                  | 179              | 12 200           |
| 1955 TO 1958. . . . .                             | 7 277  | 517               | 653                | 998                | 1 446                | 1 490                | 739                  | 470                  | 446                  | 518              | 12 500           |
| 1950 TO 1954. . . . .                             | 7 557  | 845               | 1 093              | 1 501              | 1 662                | 1 035                | 488                  | 256                  | 320                  | 357              | 10 500           |
| 1940 TO 1949. . . . .                             | 10 094 | 2 061             | 2 407              | 2 143              | 1 759                | 717                  | 397                  | 223                  | 159                  | 228              | 8 200            |
| 1939 OR EARLIER . . . . .                         | 18 113 | 5 329             | 4 936              | 3 405              | 1 811                | 758                  | 523                  | 294                  | 486                  | 571              | 6 900            |
| CONDITION AND PLUMBING                            |        |                   |                    |                    |                      |                      |                      |                      |                      |                  |                  |
| SOUND . . . . .                                   | 38 664 | 4 717             | 7 520              | 7 990              | 6 931                | 4 374                | 2 414                | 1 322                | 1 554                | 1 842            | 9 700            |
| WITH ALL PLUMBING FACILITIES. . . . .             | 37 403 | 3 906             | 7 185              | 7 918              | 6 908                | 4 366                | 2 410                | 1 322                | 1 550                | 1 838            | 9 900            |
| LACKING SOME OR ALL FACILITIES. . . . .           | 1 261  | 811               | 335                | 72                 | 23                   | 8                    | 4                    | ***                  | 4                    | 4                | 5 000-           |
| DETERIORATING . . . . .                           | 5 205  | 2 967             | 1 501              | 429                | 190                  | 51                   | 28                   | 12                   | 16                   | 11               | 5 000-           |
| WITH ALL PLUMBING FACILITIES. . . . .             | 3 546  | 1 568             | 1 287              | 400                | 173                  | 51                   | 28                   | 12                   | 16                   | 11               | 5 400            |
| LACKING SOME OR ALL FACILITIES. . . . .           | 1 659  | 1 399             | 214                | 29                 | 17                   | ***                  | ***                  | ***                  | ***                  | ***              | 5 000-           |
| DILAPIDATED . . . . .                             | 1 606  | 1 268             | 233                | 78                 | 17                   | 4                    | 6                    | ***                  | ***                  | ***              | 5 000-           |
| AIR CONDITIONING                                  |        |                   |                    |                    |                      |                      |                      |                      |                      |                  |                  |
| ROOM UNIT(S). . . . .                             | 12 437 | 651               | 1 594              | 2 418              | 2 819                | 2 126                | 1 149                | 560                  | 488                  | 632              | 11 400           |
| CENTRAL SYSTEM. . . . .                           | 1 762  | 41                | 44                 | 106                | 139                  | 153                  | 157                  | 334                  | 188                  | 600              | 19 300           |
| NONE. . . . .                                     | 31 280 | 8 459             | 7 379              | 5 845              | 4 078                | 2 153                | 1 222                | 678                  | 821                  | 645              | 7 400            |
| PERSONS   |        |                   |                    |                    |                      |                      |                      |                      |                      |                  |                  |
| 1 PERSON. . . . .                                 | 2 807  | 888               | 652                | 535                | 285                  | 182                  | 78                   | 58                   | 62                   | 67               | 7 000            |
| 2 PERSONS . . . . .                               | 12 709 | 2 630             | 2 744              | 2 401              | 1 889                | 1 137                | 582                  | 365                  | 418                  | 543              | 8 500            |
| 3 PERSONS . . . . .                               | 9 940  | 1 629             | 2 010              | 2 012              | 1 733                | 1 031                | 592                  | 271                  | 294                  | 368              | 9 200            |
| 4 PERSONS . . . . .                               | 9 773  | 1 368             | 1 811              | 1 734              | 1 806                | 1 133                | 652                  | 350                  | 509                  | 410              | 10 000           |
| 5 PERSONS . . . . .                               | 5 596  | 1 043             | 1 016              | 1 050              | 913                  | 601                  | 311                  | 177                  | 197                  | 288              | 9 300            |
| 6 PERSONS OR MORE . . . . .                       | 4 650  | 1 394             | 1 021              | 765                | 512                  | 345                  | 233                  | 113                  | 90                   | 177              | 7 300            |
| MEDIAN. . . . .                                   | 3.2    | 3.1               | 3.1                | 3.2                | 3.3                  | 3.4                  | 3.5                  | 3.4                  | 3.5                  | 3.4              | ***              |
| PERSONS PER ROOM                                  |        |                   |                    |                    |                      |                      |                      |                      |                      |                  |                  |
| 0.50 OR LESS. . . . .                             | 19 690 | 3 327             | 3 901              | 3 531              | 2 977                | 2 041                | 1 144                | 689                  | 870                  | 1 210            | 9 400            |
| 0.51 TO 1.00. . . . .                             | 21 654 | 3 770             | 4 281              | 4 330              | 3 860                | 2 254                | 1 223                | 620                  | 692                  | 624              | 9 100            |
| 1.01 OR MORE. . . . .                             | 4 131  | 1 855             | 1 072              | 636                | 301                  | 134                  | 81                   | 25                   | 8                    | 19               | 5 500            |
| HOUSEHOLD COMPOSITION                             |        |                   |                    |                    |                      |                      |                      |                      |                      |                  |                  |
| TWO-OR-MORE-PERSON HOUSEHOLDS . . . . .           | 42 668 | 8 064             | 8 602              | 7 962              | 6 853                | 4 247                | 2 370                | 1 276                | 1 508                | 1 786            | 9 000            |
| MALE HEAD, WIFE PRESENT, NO NONRELATIVES. . . . . | 37 218 | 6 645             | 7 269              | 6 900              | 6 158                | 3 907                | 2 173                | 1 184                | 1 389                | 1 593            | 9 200            |
| UNDER 45 YEARS. . . . .                           | 19 007 | 2 740             | 3 312              | 3 639              | 3 678                | 2 471                | 1 261                | 624                  | 652                  | 630              | 9 900            |
| 45 TO 64 YEARS. . . . .                           | 14 342 | 2 853             | 3 057              | 2 585              | 1 992                | 1 209                | 772                  | 474                  | 587                  | 813              | 8 700            |
| 65 YEARS AND OVER . . . . .                       | 3 869  | 1 052             | 900                | 676                | 488                  | 227                  | 140                  | 86                   | 150                  | 150              | 7 500            |
| OTHER MALE HEAD . . . . .                         | 1 527  | 344               | 338                | 311                | 206                  | 113                  | 78                   | 17                   | 40                   | 80               | 8 200            |
| UNDER 65 YEARS. . . . .                           | 1 103  | 211               | 215                | 235                | 163                  | 105                  | 61                   | 12                   | 25                   | 76               | 8 800            |
| 65 YEARS AND OVER . . . . .                       | 424    | 133               | 123                | 76                 | 43                   | 8                    | 17                   | 5                    | 15                   | 4                | 6 600            |
| FEMALE HEAD . . . . .                             | 3 923  | 1 075             | 995                | 751                | 489                  | 227                  | 119                  | 75                   | 79                   | 113              | 7 200            |
| UNDER 65 YEARS. . . . .                           | 2 766  | 748               | 717                | 530                | 359                  | 174                  | 71                   | 48                   | 51                   | 68               | 7 200            |
| 65 YEARS AND OVER . . . . .                       | 1 157  | 327               | 278                | 221                | 130                  | 53                   | 48                   | 27                   | 28                   | 45               | 7 300            |
| ONE-PERSON HOUSEHOLDS . . . . .                   | 2 807  | 888               | 652                | 535                | 285                  | 182                  | 78                   | 58                   | 62                   | 67               | 7 000            |
| UNDER 65 YEARS. . . . .                           | 1 545  | 429               | 343                | 320                | 178                  | 148                  | 35                   | 33                   | 31                   | 28               | 7 500            |
| 65 YEARS AND OVER . . . . .                       | 1 262  | 459               | 309                | 215                | 107                  | 34                   | 43                   | 25                   | 31                   | 39               | 6 400            |
| YEAR MOVED INTO UNIT                              |        |                   |                    |                    |                      |                      |                      |                      |                      |                  |                  |
| 1959 TO MARCH 1960. . . . .                       | 6 386  | 1 022             | 976                | 1 292              | 1 096                | 814                  | 447                  | 196                  | 264                  | 279              | 9 800            |
| 1958. . . . .                                     | 4 000  | 586               | 598                | 733                | 647                  | 598                  | 326                  | 129                  | 200                  | 183              | 10 300           |
| 1950 TO 1957. . . . .                             | 19 290 | 3 210             | 3 703              | 3 417              | 3 311                | 2 235                | 1 106                | 692                  | 737                  | 879              | 9 500            |
| 1940 TO 1949. . . . .                             | 9 618  | 2 256             | 2 476              | 1 906              | 1 314                | 540                  | 383                  | 206                  | 230                  | 307              | 7 600            |
| 1939 OR EARLIER . . . . .                         | 6 181  | 1 878             | 1 501              | 1 149              | 770                  | 242                  | 186                  | 111                  | 139                  | 205              | 7 000            |

Table A-2.—GROSS RENT OF RENTER-OCCUPIED HOUSING UNITS, FOR THE SMSA: 1960

[Based on sample; median not shown where base is insufficient; see text. Plus (+) or minus (-) after number indicates median above or below that number]

| SUBJECT                            | TOTAL  | GROSS RENT     |              |              |              |              |              |              |                |               |       | NO CASH RENT | MEDIAN (DOLLARS) |
|------------------------------------|--------|----------------|--------------|--------------|--------------|--------------|--------------|--------------|----------------|---------------|-------|--------------|------------------|
|                                    |        | LESS THAN \$30 | \$30 TO \$39 | \$40 TO \$49 | \$50 TO \$59 | \$60 TO \$69 | \$70 TO \$79 | \$80 TO \$89 | \$100 TO \$119 | \$120 OR MORE |       |              |                  |
| RENTER-OCCUPIED UNITS. . . . .     | 30 723 | 3 068          | 3 502        | 4 323        | 5 076        | 4 272        | 3 421        | 3 408        | 1 005          | 403           | 2 245 | 57           |                  |
| ROOMS                              |        |                |              |              |              |              |              |              |                |               |       |              |                  |
| 1 ROOM . . . . .                   | 791    | 169            | 182          | 108          | 114          | 45           | 16           | 7            | 8              | ...           | 142   | 39           |                  |
| 2 ROOMS . . . . .                  | 2 260  | 392            | 413          | 490          | 446          | 129          | 70           | 44           | 4              | ...           | 272   | 44           |                  |
| 3 ROOMS . . . . .                  | 9 001  | 1 068          | 1 481        | 1 859        | 1 784        | 1 346        | 657          | 425          | 76             | ...           | 322   | 50           |                  |
| 4 ROOMS . . . . .                  | 10 493 | 932            | 925          | 1 238        | 1 744        | 1 727        | 1 531        | 1 528        | 240            | 42            | 586   | 61           |                  |
| 5 ROOMS . . . . .                  | 5 095  | 337            | 346          | 430          | 702          | 714          | 794          | 866          | 375            | 105           | 428   | 67           |                  |
| 6 ROOMS . . . . .                  | 2 131  | 131            | 132          | 146          | 205          | 243          | 252          | 378          | 208            | 153           | 283   | 73           |                  |
| 7 ROOMS OR MORE . . . . .          | 952    | 39             | 53           | 52           | 81           | 68           | 101          | 160          | 94             | 92            | 212   | 78           |                  |
| MEDIAN . . . . .                   | 3.8    | 3.4            | 3.3          | 3.3          | 3.6          | 3.9          | 4.1          | 4.3          | 5.0            | 5.8           | 4.2   | ...          |                  |
| BEDROOMS                           |        |                |              |              |              |              |              |              |                |               |       |              |                  |
| NONE . . . . .                     | 1 242  | 142            | 294          | 335          | 208          | 82           | 61           | ...          | 20             | ...           | 100   | 44           |                  |
| 1 . . . . .                        | 10 526 | 1 320          | 1 711        | 1 572        | 2 198        | 1 605        | 755          | 415          | 184            | 21            | 745   | 51           |                  |
| 2 . . . . .                        | 13 919 | 1 357          | 1 775        | 1 775        | 1 982        | 1 977        | 1 874        | 2 098        | 614            | 110           | 740   | 60           |                  |
| 3 OR MORE . . . . .                | 4 728  | 315            | 267          | 382          | 669          | 589          | 388          | 935          | 297            | 169           | 717   | 66           |                  |
| BATHROOMS                          |        |                |              |              |              |              |              |              |                |               |       |              |                  |
| 1 . . . . .                        | 20 899 | 1 341          | 1 137        | 2 487        | 3 881        | 3 729        | 3 062        | 3 122        | 819            | 221           | 1 100 | 63           |                  |
| MORE THAN 1 . . . . .              | 1 013  | 42             | 47           | 15           | 70           | 67           | 92           | 135          | 127            | 179           | 239   | 88           |                  |
| SHARED OR NONE . . . . .           | 8 839  | 1 655          | 2 290        | 1 888        | 1 110        | 519          | 305          | 113          | 26             | 19            | 914   | 40           |                  |
| YEAR STRUCTURE BUILT               |        |                |              |              |              |              |              |              |                |               |       |              |                  |
| 1959 TO MARCH 1960 . . . . .       | 692    | 13             | 8            | 26           | 28           | 36           | 117          | 278          | 67             | 26            | 93    | 85           |                  |
| 1955 TO 1958 . . . . .             | 1 983  | 103            | 110          | 84           | 158          | 293          | 370          | 477          | 124            | 51            | 213   | 74           |                  |
| 1950 TO 1954 . . . . .             | 3 527  | 556            | 370          | 337          | 408          | 363          | 434          | 534          | 187            | 78            | 240   | 59           |                  |
| 1940 TO 1949 . . . . .             | 4 612  | 577            | 344          | 499          | 728          | 528          | 719          | 518          | 167            | 83            | 449   | 59           |                  |
| 1939 OR EARLIER . . . . .          | 19 909 | 1 819          | 2 670        | 3 377        | 3 754        | 2 841        | 1 972        | 1 601        | 460            | 165           | 1 250 | 54           |                  |
| CONDITION AND PLUMBING             |        |                |              |              |              |              |              |              |                |               |       |              |                  |
| SOUND . . . . .                    | 18 733 | 1 586          | 1 399        | 2 008        | 2 905        | 2 865        | 2 660        | 2 800        | 867            | 341           | 1 302 | 63           |                  |
| WITH ALL PLUMBING FACIL. . . . .   | 16 703 | 1 341          | 872          | 1 591        | 2 581        | 2 788        | 2 573        | 2 796        | 855            | 341           | 1 058 | 65           |                  |
| LACKING SOME OR ALL FACIL. . . . . | 2 030  | 245            | 527          | 507          | 324          | 77           | 87           | 4            | 12             | ...           | 247   | 42           |                  |
| DETERIORATING . . . . .            | 8 200  | 618            | 1 386        | 1 656        | 1 624        | 1 087        | 610          | 520          | 122            | 46            | 531   | 51           |                  |
| WITH ALL PLUMBING FACIL. . . . .   | 4 348  | 65             | 257          | 741          | 1 155        | 837          | 481          | 451          | 110            | 37            | 214   | 59           |                  |
| LACKING SOME OR ALL FACIL. . . . . | 3 852  | 553            | 1 129        | 915          | 469          | 250          | 129          | 69           | 12             | 9             | 317   | 41           |                  |
| DILAPIDATED . . . . .              | 3 790  | 864            | 717          | 659          | 547          | 320          | 151          | 88           | 16             | 16            | 412   | 42           |                  |
| INCOME IN 1959 <sup>1</sup>        |        |                |              |              |              |              |              |              |                |               |       |              |                  |
| LESS THAN \$2,000 . . . . .        | 9 487  | 2 080          | 1 822        | 1 476        | 1 248        | 925          | 469          | 360          | 109            | 51            | 947   | 42           |                  |
| \$2,000 TO \$2,999 . . . . .       | 4 806  | 476            | 657          | 954          | 1 016        | 598          | 474          | 277          | 64             | 24            | 266   | 52           |                  |
| \$3,000 TO \$3,999 . . . . .       | 4 644  | 224            | 464          | 724          | 1 078        | 827          | 540          | 490          | 57             | 18            | 222   | 57           |                  |
| \$4,000 TO \$4,999 . . . . .       | 3 834  | 123            | 256          | 552          | 695          | 676          | 611          | 485          | 122            | 27            | 287   | 62           |                  |
| \$5,000 TO \$5,999 . . . . .       | 2 970  | 93             | 139          | 289          | 502          | 511          | 469          | 607          | 154            | 19            | 187   | 67           |                  |
| \$6,000 TO \$6,999 . . . . .       | 1 825  | 20             | 78           | 159          | 213          | 369          | 337          | 356          | 124            | 60            | 109   | 71           |                  |
| \$7,000 TO \$7,999 . . . . .       | 1 160  | 20             | 32           | 69           | 134          | 148          | 212          | 293          | 116            | 42            | 94    | 76           |                  |
| \$8,000 TO \$9,999 . . . . .       | 1 154  | 17             | 30           | 68           | 129          | 148          | 183          | 303          | 120            | 73            | 83    | 78           |                  |
| \$10,000 TO \$14,999 . . . . .     | 654    | 15             | 24           | 28           | 57           | 58           | 102          | 185          | 95             | 53            | 37    | 83           |                  |
| \$15,000 OR MORE . . . . .         | 189    | ...            | ...          | 4            | 4            | 12           | 24           | 52           | 44             | 36            | 13    | ...          |                  |
| MEDIAN . . . . . DOLLARS . . . . . | 3 200  | 2 000-         | 2 000-       | 2 700        | 3 300        | 3 700        | 4 400        | 5 200        | 6 000          | 7 100         | 2 700 | ...          |                  |
| GROSS RENT AS PERCENTAGE OF INCOME |        |                |              |              |              |              |              |              |                |               |       |              |                  |
| LESS THAN 10 PERCENT . . . . .     | 2 830  | 649            | 477          | 530          | 424          | 252          | 227          | 188          | 62             | 21            | ...   | 45           |                  |
| 10 TO 14 PERCENT . . . . .         | 5 305  | 468            | 617          | 883          | 1 005        | 881          | 650          | 615          | 149            | 37            | ...   | 57           |                  |
| 15 TO 19 PERCENT . . . . .         | 5 423  | 293            | 508          | 785          | 1 022        | 897          | 801          | 793          | 234            | 90            | ...   | 61           |                  |
| 20 TO 24 PERCENT . . . . .         | 3 930  | 371            | 355          | 505          | 769          | 648          | 490          | 544          | 175            | 73            | ...   | 60           |                  |
| 25 TO 34 PERCENT . . . . .         | 3 844  | 479            | 354          | 444          | 689          | 521          | 528          | 597          | 166            | 66            | ...   | 59           |                  |
| 35 PERCENT OR MORE . . . . .       | 6 449  | 683            | 1 013        | 1 060        | 1 056        | 1 066        | 685          | 640          | 203            | 103           | ...   | 54           |                  |
| NOT COMPUTED . . . . .             | 2 942  | 125            | 178          | 116          | 111          | 67           | 40           | 31           | 16             | 13            | 2 245 | 44           |                  |
| AIR CONDITIONING                   |        |                |              |              |              |              |              |              |                |               |       |              |                  |
| ROOM UNIT(S) . . . . .             | 3 365  | 19             | 94           | 157          | 547          | 501          | 471          | 764          | 410            | 143           | 259   | 75           |                  |
| CENTRAL SYSTEM . . . . .           | 158    | ...            | ...          | ...          | 19           | 66           | ...          | 26           | ...            | ...           | 47    | ...          |                  |
| NONE . . . . .                     | 26 892 | 3 150          | 3 535        | 3 907        | 4 491        | 3 686        | 2 607        | 2 658        | 705            | 157           | 1 996 | 54           |                  |
| PERSONS                            |        |                |              |              |              |              |              |              |                |               |       |              |                  |
| 1 PERSON . . . . .                 | 4 731  | 763            | 813          | 739          | 699          | 534          | 331          | 237          | 98             | 20            | 497   | 47           |                  |
| 2 PERSONS . . . . .                | 8 026  | 813            | 893          | 1 150        | 1 467        | 1 205        | 920          | 830          | 237            | 36            | 475   | 56           |                  |
| 3 PERSONS . . . . .                | 6 015  | 456            | 543          | 779          | 1 098        | 927          | 707          | 889          | 197            | 109           | 310   | 60           |                  |
| 4 PERSONS . . . . .                | 4 384  | 298            | 440          | 500          | 686          | 659          | 569          | 583          | 176            | 94            | 379   | 61           |                  |
| 5 PERSONS . . . . .                | 3 089  | 235            | 320          | 428          | 471          | 370          | 382          | 408          | 162            | 71            | 242   | 59           |                  |
| 6 PERSONS OR MORE . . . . .        | 4 478  | 503            | 493          | 727          | 655          | 577          | 512          | 461          | 135            | 73            | 342   | 55           |                  |
| MEDIAN . . . . .                   | 2.9    | 2.4            | 2.6          | 2.8          | 2.8          | 2.9          | 3.1          | 3.2          | 3.4            | 3.9           | 3.0   | ...          |                  |
| PERSONS PER ROOM                   |        |                |              |              |              |              |              |              |                |               |       |              |                  |
| 0.50 OR LESS . . . . .             | 8 714  | 972            | 1 011        | 1 074        | 1 262        | 1 157        | 994          | 990          | 342            | 117           | 795   | 57           |                  |
| 0.51 TO 1.00 . . . . .             | 14 806 | 1 354          | 1 503        | 1 923        | 2 554        | 2 206        | 1 698        | 1 847        | 542            | 250           | 929   | 58           |                  |
| 1.01 OR MORE . . . . .             | 7 203  | 742            | 988          | 1 326        | 1 260        | 909          | 729          | 571          | 121            | 36            | 521   | 52           |                  |
| YEAR MOVED INTO UNIT               |        |                |              |              |              |              |              |              |                |               |       |              |                  |
| 1959 TO MARCH 1960 . . . . .       | 13 349 | 909            | 1 299        | 1 645        | 2 352        | 2 082        | 1 768        | 1 869        | 573            | 256           | 596   | 61           |                  |
| 1958 . . . . .                     | 4 594  | 420            | 496          | 606          | 770          | 750          | 481          | 573          | 151            | 67            | 280   | 58           |                  |
| 1950 TO 1957 . . . . .             | 9 456  | 1 315          | 1 239        | 1 461        | 1 400        | 1 161        | 948          | 830          | 232            | 68            | 802   | 52           |                  |
| 1940 TO 1949 . . . . .             | 1 882  | 240            | 275          | 307          | 354          | 167          | 135          | 93           | 37             | 4             | 270   | 49           |                  |
| 1939 OR EARLIER . . . . .          | 1 442  | 184            | 193          | 304          | 200          | 112          | 89           | 43           | 12             | 8             | 297   | 46           |                  |

<sup>1</sup> INCOME OF PRIMARY FAMILIES AND INDIVIDUALS.

Table A-3.—INCOME IN 1959 OF PRIMARY FAMILIES AND INDIVIDUALS IN OWNER- AND RENTER-OCCUPIED HOUSING UNITS, FOR THE SMSA: 1960

[Based on sample; median not shown where base is insufficient; see text. Plus (+) or minus (-) after number indicates median above or below that number]

| SUBJECT                            | TOTAL  | INCOME IN 1959    |                    |                    |                    |                    |                    |                    |                    |                      |                  |                   |
|------------------------------------|--------|-------------------|--------------------|--------------------|--------------------|--------------------|--------------------|--------------------|--------------------|----------------------|------------------|-------------------|
|                                    |        | LESS THAN \$2,000 | \$2,000 TO \$2,999 | \$3,000 TO \$3,999 | \$4,000 TO \$4,999 | \$5,000 TO \$5,999 | \$6,000 TO \$6,999 | \$7,000 TO \$7,999 | \$8,000 TO \$9,999 | \$10,000 TO \$14,999 | \$15,000 OR MORE | MEDIAN (DOL-LARS) |
| OWNER-OCCUPIED UNITS . . . . .     | 51 524 | 7 562             | 3 903              | 4 944              | 5 947              | 6 911              | 5 310              | 4 213              | 5 578              | 4 834                | 2 322            | 5 500             |
| YEAR STRUCTURE BUILT               |        |                   |                    |                    |                    |                    |                    |                    |                    |                      |                  |                   |
| 1959 TO MARCH 1960 . . . . .       | 2 752  | 185               | 105                | 225                | 331                | 440                |                    |                    | 328                |                      |                  | 6 200             |
| 1955 TO 1958 . . . . .             | 8 011  | 498               | 341                | 510                | 842                | 1 207              | 412                | 327                | 868                | 1 183                | 1 084            | 500 6 600         |
| 1950 TO 1954 . . . . .             | 8 183  | 677               | 436                | 691                | 937                | 1 126              | 1 048              | 762                | 1 090              | 929                  | 487              | 6 200             |
| 1949 OR EARLIER . . . . .          | 32 578 | 6 202             | 3 021              | 3 518              | 3 837              | 4 138              | 2 872              | 2 256              | 2 977              | 2 541                | 1 216            | 4 900             |
| VALUE                              |        |                   |                    |                    |                    |                    |                    |                    |                    |                      |                  |                   |
| TOTAL . . . . .                    | 45 475 | 6 090             | 3 196              | 4 164              | 5 323              | 6 207              | 4 708              | 3 863              | 5 275              | 4 486                | 2 163            | 5 600             |
| LESS THAN \$5,000 . . . . .        | 8 952  | 2 642             | 1 186              | 1 366              | 1 323              | 963                | 580                | 371                | 341                | 172                  | 8                | 3 500             |
| \$5,000 TO \$7,400 . . . . .       | 9 254  | 1 583             | 876                | 1 184              | 1 450              | 1 439              | 822                | 667                | 781                | 402                  | 50               | 4 700             |
| \$7,500 TO \$9,900 . . . . .       | 8 497  | 885               | 545                | 753                | 1 210              | 1 603              | 1 131              | 756                | 949                | 587                  | 78               | 5 500             |
| \$10,000 TO \$12,400 . . . . .     | 7 138  | 450               | 308                | 402                | 741                | 1 201              | 1 085              | 872                | 1 127              | 793                  | 159              | 6 400             |
| \$12,500 TO \$14,900 . . . . .     | 4 429  | 172               | 82                 | 186                | 293                | 613                | 582                | 592                | 949                | 785                  | 175              | 7 500             |
| \$15,000 TO \$19,900 . . . . .     | 3 782  | 181               | 117                | 166                | 211                | 249                | 382                | 431                | 756                | 443                  | 448              | 8 400             |
| \$20,000 TO \$24,900 . . . . .     | 1 570  | 75                | 43                 | 86                 | 59                 | 86                 | 106                | 110                | 221                | 477                  | 337              | 10 300            |
| \$25,000 OR MORE . . . . .         | 1 853  | 102               | 39                 | 51                 | 36                 | 53                 | 20                 | 64                 | 151                | 427                  | 910              | 14 800            |
| AIR CONDITIONING                   |        |                   |                    |                    |                    |                    |                    |                    |                    |                      |                  |                   |
| ROOM UNIT(S) . . . . .             | 13 228 | 613               | 287                | 749                | 1 002              | 1 995              | 1 675              | 1 302              | 2 387              | 2 213                | 1 005            | 7 200             |
| CENTRAL SYSTEM . . . . .           | 1 946  | 43                | 67                 | 39                 | 22                 | 140                | 131                | 205                | 276                | 500                  | 523              | 10 500            |
| NONE . . . . .                     | 36 692 | 6 754             | 3 156              | 4 142              | 4 592              | 4 574              | 3 704              | 3 302              | 2 934              | 2 747                | 787              | 4 900             |
| AUTOMOBILES AVAILABLE              |        |                   |                    |                    |                    |                    |                    |                    |                    |                      |                  |                   |
| 1 OR MORE . . . . .                | 44 622 | 3 773             | 2 791              | 4 105              | 5 224              | 6 322              | 5 085              | 4 634              | 5 646              | 4 861                | 2 181            | 6 000             |
| NONE . . . . .                     | 7 053  | 3 590             | 996                | 770                | 646                | 413                | 249                | 202                | 93                 | 66                   | 28               | 2 000-            |
| PERSONS                            |        |                   |                    |                    |                    |                    |                    |                    |                    |                      |                  |                   |
| 1 PERSON . . . . .                 | 3 464  | 2 161             | 417                | 320                | 191                | 174                | 58                 | 24                 | 32                 | 46                   | 41               | 2 000-            |
| 2 PERSONS . . . . .                | 14 623 | 3 188             | 1 610              | 1 619              | 1 583              | 1 557              | 1 146              | 892                | 1 321              | 1 114                | 593              | 4 600             |
| 3 AND 4 PERSONS . . . . .          | 21 940 | 1 507             | 1 090              | 1 910              | 2 750              | 3 339              | 2 780              | 2 149              | 2 897              | 2 486                | 1 032            | 6 100             |
| 5 PERSONS . . . . .                | 6 174  | 323               | 394                | 495                | 704                | 1 004              | 768                | 674                | 776                | 649                  | 387              | 6 200             |
| 6 PERSONS OR MORE . . . . .        | 5 323  | 383               | 392                | 600                | 719                | 837                | 558                | 474                | 552                | 539                  | 269              | 5 700             |
| PERSONS PER ROOM                   |        |                   |                    |                    |                    |                    |                    |                    |                    |                      |                  |                   |
| 0.50 OR LESS . . . . .             | 22 323 | 5 283             | 2 119              | 2 101              | 2 135              | 2 231              | 1 663              | 1 354              | 2 109              | 2 014                | 1 314            | 4 800             |
| 0.51 TO 1.00 . . . . .             | 24 358 | 1 730             | 1 245              | 2 146              | 3 027              | 3 948              | 3 156              | 2 507              | 3 114              | 2 518                | 947              | 6 000             |
| 1.01 OR MORE . . . . .             | 4 863  | 549               | 539                | 697                | 785                | 732                | 491                | 352                | 355                | 302                  | 61               | 4 800             |
| YEAR MOVED INTO UNIT               |        |                   |                    |                    |                    |                    |                    |                    |                    |                      |                  |                   |
| 1958 TO MARCH 1960 . . . . .       | 11 649 | 1 220             | 726                | 1 108              | 1 527              | 1 784              | 1 372              | 1 065              | 1 337              | 1 068                | 442              | 5 700             |
| 1950 TO 1957 . . . . .             | 21 251 | 2 048             | 1 387              | 1 873              | 2 346              | 3 120              | 2 478              | 1 964              | 2 587              | 2 293                | 1 155            | 6 000             |
| 1949 OR EARLIER . . . . .          | 18 624 | 4 294             | 1 790              | 1 963              | 2 074              | 2 007              | 1 460              | 1 184              | 1 654              | 1 473                | 725              | 4 600             |
| RENTER-OCCUPIED UNITS . . . . .    | 30 961 | 9 598             | 4 841              | 4 664              | 3 861              | 2 998              | 1 834              | 1 164              | 1 154              | 658                  | 189              | 3 200             |
| YEAR STRUCTURE BUILT               |        |                   |                    |                    |                    |                    |                    |                    |                    |                      |                  |                   |
| 1959 TO MARCH 1960 . . . . .       | 692    | 146               | 70                 | 113                | 86                 | 70                 | 77                 | 62                 | 42                 | 22                   | 4                | 4 200             |
| 1955 TO 1958 . . . . .             | 1 991  | 394               | 229                | 245                | 330                | 253                | 183                | 149                | 119                | 64                   | 25               | 4 400             |
| 1950 TO 1954 . . . . .             | 3 543  | 923               | 494                | 530                | 489                | 386                | 251                | 160                | 176                | 106                  | 28               | 3 700             |
| 1949 OR EARLIER . . . . .          | 24 735 | 8 135             | 4 048              | 3 776              | 2 956              | 2 289              | 1 323              | 793                | 817                | 466                  | 132              | 3 000             |
| GROSS RENT AS PERCENTAGE OF INCOME |        |                   |                    |                    |                    |                    |                    |                    |                    |                      |                  |                   |
| TOTAL . . . . .                    | 30 723 | 9 487             | 4 806              | 4 644              | 3 834              | 2 970              | 1 825              | 1 160              | 1 154              | 654                  | 189              | 3 200             |
| LESS THAN 10 PERCENT . . . . .     | 2 830  | 51                | 126                | 200                | 286                | 429                | 357                | 294                | 492                | 434                  | 161              | 6 900             |
| 10 TO 14 PERCENT . . . . .         | 5 305  | 113               | 418                | 700                | 1 057              | 1 027              | 838                | 527                | 458                | 157                  | 10               | 5 400             |
| 15 TO 19 PERCENT . . . . .         | 5 423  | 282               | 792                | 1 362              | 1 296              | 943                | 416                | 210                | 94                 | 23                   | 5                | 4 200             |
| 20 TO 24 PERCENT . . . . .         | 3 930  | 632               | 1 014              | 1 213              | 612                | 332                | 70                 | 35                 | 19                 | 3                    | ...              | 3 300             |
| 25 TO 34 PERCENT . . . . .         | 3 844  | 1 214             | 1 433              | 829                | 273                | 52                 | 35                 | ...                | ...                | ...                  | ...              | 2 500             |
| 35 PERCENT OR MORE . . . . .       | 6 449  | 5 551             | 757                | 118                | 23                 | ...                | ...                | ...                | ...                | ...                  | ...              | 2 000-            |
| NOT COMPUTED . . . . .             | 2 942  | 1 644             | 266                | 222                | 287                | 187                | 109                | 94                 | 83                 | 37                   | 13               | 2 000-            |
| AIR CONDITIONING                   |        |                   |                    |                    |                    |                    |                    |                    |                    |                      |                  |                   |
| ROOM UNIT(S) . . . . .             | 3 410  | 429               | 393                | 397                | 458                | 462                | 372                | 214                | 430                | 157                  | 98               | 5 100             |
| CENTRAL SYSTEM . . . . .           | 158    | 25                | ...                | ...                | 22                 | 22                 | ...                | ...                | 44                 | 45                   | ...              | ...               |
| NONE . . . . .                     | 27 051 | 9 700             | 3 981              | 4 001              | 3 302              | 2 340              | 1 454              | 761                | 1 152              | 322                  | 38               | 3 000             |
| AUTOMOBILES AVAILABLE              |        |                   |                    |                    |                    |                    |                    |                    |                    |                      |                  |                   |
| 1 OR MORE . . . . .                | 18 059 | 2 601             | 2 683              | 3 162              | 2 949              | 2 275              | 1 687              | 823                | 1 245              | 517                  | 117              | 4 200             |
| NONE . . . . .                     | 12 751 | 6 855             | 2 169              | 1 625              | 881                | 534                | 282                | 157                | 135                | 87                   | 26               | 2 000-            |
| PERSONS                            |        |                   |                    |                    |                    |                    |                    |                    |                    |                      |                  |                   |
| 1 PERSON . . . . .                 | 4 750  | 2 827             | 628                | 556                | 263                | 212                | 61                 | 92                 | 60                 | 47                   | 4                | 2 000-            |
| 2 PERSONS . . . . .                | 8 085  | 2 802             | 1 332              | 1 054              | 859                | 711                | 511                | 288                | 287                | 170                  | 71               | 2 900             |
| 3 AND 4 PERSONS . . . . .          | 10 459 | 2 280             | 1 660              | 1 753              | 1 615              | 1 206              | 760                | 430                | 462                | 231                  | 62               | 3 700             |
| 5 PERSONS . . . . .                | 3 121  | 625               | 384                | 587                | 482                | 398                | 235                | 176                | 130                | 77                   | 27               | 3 900             |
| 6 PERSONS OR MORE . . . . .        | 4 546  | 1 064             | 837                | 714                | 642                | 471                | 267                | 178                | 215                | 133                  | 25               | 3 500             |
| PERSONS PER ROOM                   |        |                   |                    |                    |                    |                    |                    |                    |                    |                      |                  |                   |
| 0.50 OR LESS . . . . .             | 8 787  | 3 851             | 1 280              | 959                | 744                | 622                | 417                | 306                | 293                | 233                  | 82               | 2 400             |
| 0.51 TO 1.00 . . . . .             | 14 892 | 3 838             | 2 197              | 2 449              | 2 059              | 1 681              | 1 036              | 642                | 627                | 288                  | 75               | 3 600             |
| 1.01 OR MORE . . . . .             | 7 282  | 1 909             | 1 364              | 1 256              | 1 056              | 695                | 381                | 216                | 234                | 137                  | 32               | 3 300             |
| YEAR MOVED INTO UNIT               |        |                   |                    |                    |                    |                    |                    |                    |                    |                      |                  |                   |
| 1958 TO MARCH 1960 . . . . .       | 18 063 | 4 845             | 2 974              | 2 935              | 2 316              | 1 800              | 1 239              | 779                | 697                | 378                  | 100              | 3 400             |
| 1950 TO 1957 . . . . .             | 9 498  | 3 320             | 1 384              | 1 340              | 1 230              | 894                | 439                | 287                | 350                | 194                  | 60               | 3 000             |
| 1949 OR EARLIER . . . . .          | 3 400  | 1 433             | 483                | 389                | 315                | 304                | 156                | 98                 | 107                | 86                   | 29               | 2 600             |

Table A-4.—CONDITION AND PLUMBING FACILITIES FOR OWNER- AND RENTER-OCCUPIED HOUSING UNITS, FOR THE SMSA: 1960

[Based on sample; see text. Median not shown where base is less than 200; plus (+) or minus (-) after number indicates median above or below that number]

| SUBJECT                            | TOTAL  | CONDITION AND PLUMBING FACILITIES |                              |                                |               |                              |                                |             |
|------------------------------------|--------|-----------------------------------|------------------------------|--------------------------------|---------------|------------------------------|--------------------------------|-------------|
|                                    |        | SOUND                             |                              |                                | DETERIORATING |                              |                                | DILAPIDATED |
|                                    |        | TOTAL                             | WITH ALL PLUMBING FACILITIES | LACKING SOME OR ALL FACILITIES | TOTAL         | WITH ALL PLUMBING FACILITIES | LACKING SOME OR ALL FACILITIES |             |
| OWNER-OCCUPIED UNITS . . . . .     | 51 524 | 43 174                            | 41 111                       | 2 063                          | 6 373         | 4 128                        | 2 245                          | 1 977       |
| YEAR STRUCTURE BUILT               |        |                                   |                              |                                |               |                              |                                |             |
| 1959 TO MARCH 1960 . . . . .       | 2 752  | 2 645                             | 2 508                        | 137                            | 79            | 28                           | 51                             | 28          |
| 1955 TO 1958 . . . . .             | 8 011  | 7 665                             | 7 517                        | 148                            | 207           | 96                           | 111                            | 139         |
| 1950 TO 1954 . . . . .             | 8 183  | 7 575                             | 7 352                        | 223                            | 458           | 273                          | 185                            | 150         |
| 1940 TO 1949 . . . . .             | 11 088 | 9 247                             | 8 765                        | 482                            | 1 404         | 853                          | 551                            | 437         |
| 1939 OR EARLIER . . . . .          | 21 490 | 16 042                            | 14 969                       | 1 073                          | 4 225         | 2 878                        | 1 347                          | 1 223       |
| INCOME IN 1959 <sup>1</sup>        |        |                                   |                              |                                |               |                              |                                |             |
| LESS THAN \$2,000 . . . . .        | 7 562  | 4 904                             | 4 285                        | 619                            | 1 888         | 859                          | 1 029                          | 770         |
| \$2,000 TO \$2,999 . . . . .       | 3 903  | 2 805                             | 2 471                        | 334                            | 772           | 454                          | 318                            | 326         |
| \$3,000 TO \$3,999 . . . . .       | 4 944  | 3 698                             | 3 430                        | 268                            | 917           | 611                          | 306                            | 329         |
| \$4,000 TO \$4,999 . . . . .       | 5 947  | 4 846                             | 4 570                        | 276                            | 845           | 582                          | 263                            | 256         |
| \$5,000 TO \$5,999 . . . . .       | 6 911  | 6 136                             | 5 882                        | 254                            | 658           | 501                          | 157                            | 117         |
| \$6,000 TO \$6,999 . . . . .       | 5 310  | 4 799                             | 4 676                        | 123                            | 424           | 371                          | 53                             | 87          |
| \$7,000 TO \$7,999 . . . . .       | 4 213  | 3 893                             | 3 804                        | 89                             | 285           | 248                          | 37                             | 35          |
| \$8,000 TO \$8,999 . . . . .       | 5 578  | 5 176                             | 5 136                        | 40                             | 358           | 324                          | 34                             | 44          |
| \$10,000 TO \$14,999 . . . . .     | 4 834  | 4 619                             | 4 568                        | 51                             | 202           | 159                          | 43                             | 13          |
| \$15,000 OR MORE . . . . .         | 2 322  | 2 298                             | 2 289                        | 9                              | 24            | 19                           | 5                              | 11          |
| MEDIAN . . . . . DOLLARS.          | 5 500  | 5 900                             | 6 000                        | 3 300                          | 3 600         | 4 200                        | 2 300                          | 2 700       |
| VALUE-INCOME RATIO                 |        |                                   |                              |                                |               |                              |                                |             |
| TOTAL . . . . .                    | 45 475 | 38 664                            | 37 403                       | 1 261                          | 5 205         | 3 546                        | 1 659                          | 1 606       |
| LESS THAN 1.5 . . . . .            | 20 499 | 16 943                            | 16 312                       | 631                            | 2 750         | 2 048                        | 702                            | 806         |
| 1.5 TO 1.9 . . . . .               | 8 817  | 8 047                             | 7 901                        | 146                            | 613           | 418                          | 195                            | 157         |
| 2.0 TO 2.4 . . . . .               | 5 346  | 4 779                             | 4 673                        | 106                            | 464           | 315                          | 149                            | 103         |
| 2.5 TO 2.9 . . . . .               | 2 525  | 2 229                             | 2 201                        | 28                             | 236           | 132                          | 104                            | 60          |
| 3.0 TO 3.9 . . . . .               | 2 628  | 2 264                             | 2 176                        | 88                             | 271           | 155                          | 116                            | 93          |
| 4.0 OR MORE . . . . .              | 4 970  | 3 904                             | 3 686                        | 218                            | 722           | 390                          | 332                            | 344         |
| NOT COMPUTED . . . . .             | 690    | 498                               | 454                          | 44                             | 149           | 88                           | 61                             | 43          |
| PERSONS                            |        |                                   |                              |                                |               |                              |                                |             |
| 1 PERSON . . . . .                 | 3 464  | 2 660                             | 2 446                        | 214                            | 556           | 289                          | 267                            | 248         |
| 2 PERSONS . . . . .                | 14 623 | 12 504                            | 11 943                       | 561                            | 1 716         | 1 159                        | 557                            | 403         |
| 3 PERSONS . . . . .                | 11 244 | 9 821                             | 9 430                        | 391                            | 1 134         | 715                          | 419                            | 289         |
| 4 PERSONS . . . . .                | 10 696 | 9 434                             | 9 081                        | 353                            | 1 056         | 748                          | 308                            | 206         |
| 5 PERSONS . . . . .                | 6 174  | 5 191                             | 4 978                        | 213                            | 734           | 531                          | 203                            | 249         |
| 6 PERSONS OR MORE . . . . .        | 5 323  | 3 564                             | 3 233                        | 331                            | 1 177         | 686                          | 491                            | 582         |
| MEDIAN . . . . .                   | 3.2    | 3.2                               | 3.2                          | 3.2                            | 3.3           | 3.4                          | 3.2                            | 3.7         |
| PERSONS PER ROOM                   |        |                                   |                              |                                |               |                              |                                |             |
| 0.50 OR LESS . . . . .             | 22 323 | 19 389                            | 18 633                       | 756                            | 2 386         | 1 566                        | 820                            | 548         |
| 0.51 TO 1.00 . . . . .             | 24 338 | 20 970                            | 20 101                       | 869                            | 2 650         | 1 832                        | 818                            | 718         |
| 1.01 OR MORE . . . . .             | 4 863  | 2 815                             | 2 377                        | 438                            | 1 337         | 730                          | 607                            | 711         |
| RENTER-OCCUPIED UNITS . . . . .    | 30 961 | 18 831                            | 16 750                       | 2 081                          | 8 293         | 4 378                        | 3 915                          | 3 837       |
| YEAR STRUCTURE BUILT               |        |                                   |                              |                                |               |                              |                                |             |
| 1959 TO MARCH 1960 . . . . .       | 692    | 624                               | 578                          | 46                             | 41            | 23                           | 18                             | 27          |
| 1955 TO 1958 . . . . .             | 1 991  | 1 790                             | 1 671                        | 119                            | 126           | 67                           | 59                             | 75          |
| 1950 TO 1954 . . . . .             | 3 543  | 3 096                             | 2 970                        | 126                            | 335           | 239                          | 96                             | 112         |
| 1940 TO 1949 . . . . .             | 4 633  | 3 246                             | 3 019                        | 227                            | 1 005         | 606                          | 399                            | 382         |
| 1939 OR EARLIER . . . . .          | 20 102 | 10 075                            | 8 512                        | 1 563                          | 6 786         | 3 443                        | 3 343                          | 3 241       |
| INCOME IN 1959 <sup>1</sup>        |        |                                   |                              |                                |               |                              |                                |             |
| LESS THAN \$2,000 . . . . .        | 9 598  | 4 730                             | 3 708                        | 1 022                          | 2 937         | 1 113                        | 1 824                          | 1 931       |
| \$2,000 TO \$2,999 . . . . .       | 4 841  | 2 697                             | 2 327                        | 370                            | 1 482         | 766                          | 716                            | 662         |
| \$3,000 TO \$3,999 . . . . .       | 4 664  | 2 812                             | 2 556                        | 256                            | 1 340         | 797                          | 543                            | 512         |
| \$4,000 TO \$4,999 . . . . .       | 3 861  | 2 485                             | 2 311                        | 174                            | 1 026         | 612                          | 414                            | 350         |
| \$5,000 TO \$5,999 . . . . .       | 2 998  | 2 194                             | 2 076                        | 118                            | 621           | 423                          | 198                            | 183         |
| \$6,000 TO \$6,999 . . . . .       | 1 834  | 1 418                             | 1 358                        | 60                             | 309           | 229                          | 80                             | 107         |
| \$7,000 TO \$7,999 . . . . .       | 1 164  | 915                               | 879                          | 36                             | 206           | 162                          | 44                             | 43          |
| \$8,000 TO \$8,999 . . . . .       | 1 154  | 906                               | 865                          | 41                             | 227           | 166                          | 61                             | 21          |
| \$10,000 TO \$14,999 . . . . .     | 658    | 507                               | 507                          | 131                            | 131           | 96                           | 35                             | 20          |
| \$15,000 OR MORE . . . . .         | 189    | 167                               | 163                          | 4                              | 14            | 14                           | 11                             | 8           |
| MEDIAN . . . . . DOLLARS.          | 3 200  | 3 700                             | 3 900                        | 2 100                          | 2 800         | 3 400                        | 2 200                          | 2 000-      |
| GROSS RENT AS PERCENTAGE OF INCOME |        |                                   |                              |                                |               |                              |                                |             |
| TOTAL . . . . .                    | 30 723 | 18 733                            | 16 703                       | 2 030                          | 8 200         | 4 348                        | 3 852                          | 3 790       |
| LESS THAN 10 PERCENT . . . . .     | 2 830  | 1 575                             | 1 392                        | 183                            | 803           | 395                          | 408                            | 452         |
| 10 TO 14 PERCENT . . . . .         | 5 305  | 3 453                             | 3 169                        | 284                            | 1 370         | 700                          | 670                            | 482         |
| 15 TO 19 PERCENT . . . . .         | 5 423  | 3 674                             | 3 413                        | 261                            | 1 313         | 773                          | 540                            | 436         |
| 20 TO 24 PERCENT . . . . .         | 3 930  | 2 728                             | 2 511                        | 217                            | 910           | 597                          | 313                            | 292         |
| 25 TO 34 PERCENT . . . . .         | 3 844  | 2 416                             | 2 197                        | 219                            | 964           | 571                          | 393                            | 464         |
| 35 PERCENT OR MORE . . . . .       | 6 449  | 3 250                             | 2 747                        | 503                            | 2 077         | 1 022                        | 1 055                          | 1 122       |
| NOT COMPUTED . . . . .             | 2 942  | 1 637                             | 1 274                        | 363                            | 763           | 290                          | 473                            | 542         |
| PERSONS                            |        |                                   |                              |                                |               |                              |                                |             |
| 1 PERSON . . . . .                 | 4 750  | 3 047                             | 2 517                        | 530                            | 1 092         | 448                          | 644                            | 611         |
| 2 PERSONS . . . . .                | 8 085  | 5 309                             | 4 757                        | 552                            | 1 945         | 1 013                        | 932                            | 831         |
| 3 PERSONS . . . . .                | 6 059  | 4 017                             | 3 659                        | 358                            | 1 532         | 894                          | 638                            | 510         |
| 4 PERSONS . . . . .                | 4 400  | 2 838                             | 2 631                        | 207                            | 1 149         | 661                          | 488                            | 413         |
| 5 PERSONS . . . . .                | 3 121  | 1 765                             | 1 582                        | 183                            | 894           | 495                          | 399                            | 462         |
| 6 PERSONS OR MORE . . . . .        | 4 546  | 1 855                             | 1 604                        | 251                            | 1 681         | 867                          | 814                            | 1 010       |
| MEDIAN . . . . .                   | 2.9    | 2.8                               | 2.8                          | 2.4                            | 3.2           | 3.3                          | 3.1                            | 3.4         |
| PERSONS PER ROOM                   |        |                                   |                              |                                |               |                              |                                |             |
| 0.50 OR LESS . . . . .             | 8 787  | 6 041                             | 5 434                        | 607                            | 1 884         | 1 059                        | 825                            | 862         |
| 0.51 TO 1.00 . . . . .             | 14 892 | 9 771                             | 8 829                        | 942                            | 3 767         | 2 100                        | 1 667                          | 1 354       |
| 1.01 OR MORE . . . . .             | 7 282  | 3 019                             | 2 487                        | 532                            | 2 642         | 1 219                        | 1 423                          | 1 621       |

<sup>1</sup> INCOME OF PRIMARY FAMILIES AND INDIVIDUALS.



Table A-5.—ROOMS IN OWNER- AND RENTER-OCCUPIED HOUSING UNITS, FOR THE SMSA: 1960

[Based on sample; median not shown where base is insufficient; see text. Plus (+) after number indicates median above that number]

| SUBJECT                                   | TOTAL         | 1 ROOM     | 2 ROOMS      | 3 ROOMS      | 4 ROOMS       | 5 ROOMS       | 6 ROOMS       | 7 ROOMS      | 8 ROOMS OR MORE | MEDIAN     |
|---|---------------|------------|--------------|--------------|---------------|---------------|---------------|--------------|-----------------|------------|
| <b>OWNER-OCCUPIED UNITS . . . . .</b>     | <b>51 524</b> | <b>109</b> | <b>410</b>   | <b>1 884</b> | <b>9 980</b>  | <b>17 766</b> | <b>13 555</b> | <b>4 598</b> | <b>3 222</b>    | <b>5.3</b> |
| <b>BEDROOMS</b>                           |               |            |              |              |               |               |               |              |                 |            |
| 0 TO 2 . . . . .                          | 27 321        | 165        | 427          | 1 893        | 9 065         | 11 610        | 3 595         | 426          | 140             | 4.7        |
| 3 . . . . .                               | 19 792        | ...        | ...          | ...          | 299           | 6 615         | 9 039         | 2 834        | 1 005           | 5.8        |
| 4 OR MORE . . . . .                       | 4 753         | ...        | ...          | ...          | 153           | 150           | 1 181         | 1 049        | 2 220           | 7.4        |
| <b>BATHROOMS</b>                          |               |            |              |              |               |               |               |              |                 |            |
| 1 . . . . .                               | 35 436        | 17         | 153          | 1 152        | 7 606         | 14 548        | 9 049         | 2 059        | 852             | 5.1        |
| MORE THAN 1 . . . . .                     | 10 372        | ...        | ...          | 25           | 175           | 1 683         | 3 725         | 2 489        | 2 275           | 6.4        |
| SHARED OR NONE . . . . .                  | 5 687         | 77         | 259          | 712          | 2 283         | 1 393         | 766           | 134          | 63              | 4.3        |
| <b>YEAR STRUCTURE BUILT</b>               |               |            |              |              |               |               |               |              |                 |            |
| 1959 TO MARCH 1960 . . . . .              | 2 752         | 12         | 28           | 76           | 372           | 1 194         | 773           | 203          | 94              | 5.2        |
| 1955 TO 1958 . . . . .                    | 8 011         | 4          | 74           | 316          | 1 285         | 2 902         | 2 434         | 673          | 323             | 5.3        |
| 1950 TO 1954 . . . . .                    | 8 183         | 24         | 69           | 170          | 1 687         | 2 982         | 2 239         | 707          | 305             | 5.2        |
| 1940 TO 1949 . . . . .                    | 11 088        | 24         | 92           | 379          | 2 670         | 3 798         | 2 730         | 873          | 522             | 5.1        |
| 1939 OR EARLIER . . . . .                 | 21 490        | 45         | 147          | 943          | 3 966         | 6 890         | 5 379         | 2 142        | 1 978           | 5.3        |
| <b>CONDITION AND PLUMBING</b>             |               |            |              |              |               |               |               |              |                 |            |
| SOUND . . . . .                           | 43 174        | 36         | 166          | 1 179        | 7 198         | 15 323        | 12 127        | 4 175        | 2 970           | 5.3        |
| WITH ALL PLUMBING FACILITIES . . . . .    | 41 111        | 20         | 105          | 970          | 6 362         | 14 774        | 11 815        | 4 131        | 2 934           | 5.4        |
| LACKING SOME OR ALL FACILITIES . . . . .  | 2 063         | 16         | 61           | 209          | 836           | 549           | 312           | 44           | 36              | 4.4        |
| DETERIORATING . . . . .                   | 6 373         | 24         | 112          | 414          | 2 081         | 2 028         | 1 146         | 363          | 205             | 4.8        |
| WITH ALL PLUMBING FACILITIES . . . . .    | 4 128         | 4          | 52           | 182          | 1 151         | 1 417         | 818           | 315          | 189             | 5.0        |
| LACKING SOME OR ALL FACILITIES . . . . .  | 2 245         | 20         | 60           | 232          | 930           | 611           | 328           | 48           | 16              | 4.4        |
| DILAPIDATED . . . . .                     | 1 977         | 49         | 132          | 291          | 701           | 415           | 282           | 60           | 47              | 4.2        |
| <b>VALUE-INCOME RATIO</b>                 |               |            |              |              |               |               |               |              |                 |            |
| TOTAL . . . . .                           | 45 475        | 62         | 245          | 1 165        | 8 417         | 16 222        | 12 291        | 4 176        | 2 897           | 5.3        |
| LESS THAN 1.5 . . . . .                   | 20 499        | 16         | 107          | 499          | 4 536         | 7 344         | 5 205         | 1 571        | 1 221           | 5.2        |
| 1.5 TO 1.9 . . . . .                      | 8 817         | 15         | 20           | 139          | 1 224         | 3 346         | 2 683         | 873          | 517             | 5.4        |
| 2.0 TO 2.9 . . . . .                      | 7 871         | 4          | 11           | 131          | 1 020         | 2 890         | 2 404         | 914          | 497             | 5.5        |
| 3.0 OR MORE . . . . .                     | 7 598         | 27         | 107          | 352          | 1 429         | 2 447         | 1 849         | 777          | 610             | 5.3        |
| NOT COMPUTED . . . . .                    | 690           | ...        | ...          | 44           | 208           | 195           | 150           | 41           | 52              | 5.0        |
| <b>PERSONS</b>                            |               |            |              |              |               |               |               |              |                 |            |
| 1 PERSON . . . . .                        | 3 464         | 49         | 145          | 421          | 862           | 1 097         | 570           | 170          | 150             | 4.7        |
| 2 PERSONS . . . . .                       | 14 623        | 20         | 128          | 760          | 3 181         | 5 240         | 3 419         | 1 189        | 686             | 5.1        |
| 3 PERSONS . . . . .                       | 11 244        | 24         | 50           | 335          | 2 229         | 4 134         | 2 990         | 865          | 617             | 5.2        |
| 4 PERSONS . . . . .                       | 10 696        | 8          | 37           | 164          | 1 767         | 3 695         | 3 317         | 1 101        | 607             | 5.4        |
| 5 PERSONS . . . . .                       | 6 174         | 4          | 23           | 78           | 946           | 2 003         | 1 793         | 734          | 593             | 5.5        |
| 6 PERSONS OR MORE . . . . .               | 5 323         | 4          | 27           | 126          | 995           | 1 597         | 1 466         | 539          | 569             | 5.4        |
| MEDIAN . . . . .                          | 3.2           | ...        | 2.0          | 2.2          | 2.9           | 3.1           | 3.4           | 3.6          | 3.8             | ...        |
| <b>RENTER-OCCUPIED UNITS . . . . .</b>    | <b>30 961</b> | <b>791</b> | <b>2 268</b> | <b>9 040</b> | <b>10 584</b> | <b>5 131</b>  | <b>2 171</b>  | <b>668</b>   | <b>308</b>      | <b>3.8</b> |
| <b>BEDROOMS</b>                           |               |            |              |              |               |               |               |              |                 |            |
| NONE . . . . .                            | 1 242         | 828        | 268          | 146          | ...           | ...           | ...           | ...          | ...             | 1.3        |
| 1 . . . . .                               | 10 565        | ...        | 1 737        | 7 204        | 1 402         | 183           | ...           | ...          | 39              | 3.0        |
| 2 . . . . .                               | 13 966        | ...        | 175          | 1 874        | 8 612         | 2 772         | 415           | 80           | 38              | 4.1        |
| 3 OR MORE . . . . .                       | 4 846         | ...        | ...          | ...          | 487           | 1 717         | 1 771         | 462          | 409             | 5.6        |
| <b>BATHROOMS</b>                          |               |            |              |              |               |               |               |              |                 |            |
| 1 . . . . .                               | 20 980        | 273        | 1 076        | 5 405        | 7 959         | 4 273         | 1 563         | 362          | 69              | 4.0        |
| MORE THAN 1 . . . . .                     | 1 013         | ...        | 26           | 51           | 135           | 167           | 299           | 211          | 124             | 5.9        |
| SHARED OR NONE . . . . .                  | 8 997         | 509        | 1 200        | 3 516        | 2 502         | 768           | 322           | 116          | 64              | 3.3        |
| <b>YEAR STRUCTURE BUILT</b>               |               |            |              |              |               |               |               |              |                 |            |
| 1959 TO MARCH 1960 . . . . .              | 692           | 4          | 35           | 54           | 489           | 53            | 49            | 4            | 4               | 4.0        |
| 1955 TO 1958 . . . . .                    | 1 991         | 60         | 70           | 401          | 1 063         | 258           | 96            | 32           | 11              | 3.9        |
| 1950 TO 1954 . . . . .                    | 3 543         | 26         | 158          | 643          | 1 521         | 863           | 239           | 81           | 12              | 4.1        |
| 1940 TO 1949 . . . . .                    | 4 633         | 80         | 310          | 1 081        | 1 825         | 841           | 389           | 82           | 25              | 4.0        |
| 1939 OR EARLIER . . . . .                 | 20 102        | 621        | 1 695        | 6 861        | 5 686         | 3 116         | 1 398         | 469          | 256             | 3.7        |
| <b>CONDITION AND PLUMBING</b>             |               |            |              |              |               |               |               |              |                 |            |
| SOUND . . . . .                           | 18 831        | 451        | 1 129        | 4 779        | 6 811         | 3 564         | 1 458         | 436          | 203             | 3.9        |
| WITH ALL PLUMBING FACILITIES . . . . .    | 16 750        | 254        | 840          | 4 088        | 6 247         | 3 335         | 1 404         | 401          | 181             | 4.0        |
| LACKING SOME OR ALL FACILITIES . . . . .  | 2 081         | 197        | 289          | 691          | 564           | 229           | 54            | 35           | 22              | 3.5        |
| DETERIORATING . . . . .                   | 8 293         | 191        | 666          | 2 822        | 2 639         | 1 174         | 555           | 165          | 81              | 3.7        |
| WITH ALL PLUMBING FACILITIES . . . . .    | 4 378         | 24         | 237          | 1 170        | 1 538         | 855           | 377           | 123          | 54              | 4.0        |
| LACKING SOME OR ALL FACILITIES . . . . .  | 3 915         | 167        | 429          | 1 652        | 1 101         | 319           | 178           | 42           | 27              | 3.3        |
| DILAPIDATED . . . . .                     | 3 837         | 149        | 473          | 1 439        | 1 134         | 393           | 158           | 67           | 24              | 3.4        |
| <b>GROSS RENT AS PERCENTAGE OF INCOME</b> |               |            |              |              |               |               |               |              |                 |            |
| TOTAL . . . . .                           | 30 723        | 791        | 2 260        | 9 001        | 10 493        | 5 095         | 2 131         | 660          | 292             | 3.8        |
| LESS THAN 10 PERCENT . . . . .            | 2 830         | 124        | 206          | 791          | 891           | 471           | 235           | 82           | 30              | 3.8        |
| 10 TO 14 PERCENT . . . . .                | 5 305         | 69         | 286          | 1 523        | 1 939         | 995           | 355           | 109          | 29              | 3.9        |
| 15 TO 19 PERCENT . . . . .                | 5 423         | 92         | 318          | 1 297        | 2 021         | 1 084         | 441           | 109          | 61              | 4.0        |
| 20 TO 24 PERCENT . . . . .                | 3 930         | 32         | 217          | 1 076        | 1 540         | 713           | 269           | 75           | 8               | 3.9        |
| 25 TO 34 PERCENT . . . . .                | 3 844         | 52         | 227          | 1 218        | 1 413         | 604           | 224           | 68           | 38              | 3.8        |
| 35 PERCENT OR MORE . . . . .              | 6 449         | 212        | 621          | 2 496        | 1 957         | 736           | 308           | 79           | 40              | 3.5        |
| NOT COMPUTED . . . . .                    | 2 942         | 210        | 385          | 600          | 732           | 492           | 299           | 138          | 86              | 3.9        |
| <b>PERSONS</b>                            |               |            |              |              |               |               |               |              |                 |            |
| 1 PERSON . . . . .                        | 4 750         | 598        | 869          | 1 997        | 954           | 236           | 61            | 22           | 13              | 3.0        |
| 2 PERSONS . . . . .                       | 8 085         | 128        | 814          | 3 051        | 2 781         | 901           | 322           | 41           | 47              | 3.5        |
| 3 PERSONS . . . . .                       | 6 059         | 27         | 287          | 1 773        | 2 444         | 1 038         | 314           | 118          | 58              | 3.9        |
| 4 PERSONS . . . . .                       | 4 400         | 26         | 161          | 839          | 1 834         | 1 030         | 346           | 117          | 47              | 4.1        |
| 5 PERSONS . . . . .                       | 3 121         | 8          | 60           | 642          | 1 048         | 763           | 421           | 115          | 64              | 4.3        |
| 6 PERSONS OR MORE . . . . .               | 4 546         | 4          | 77           | 738          | 1 523         | 1 163         | 707           | 255          | 79              | 4.5        |
| MEDIAN . . . . .                          | 2.9           | 1.2        | 1.8          | 2.3          | 3.1           | 3.9           | 4.6           | 4.8          | 4.3             | ...        |

Table A-6.—UNITS IN STRUCTURE FOR OWNER- AND RENTER-OCCUPIED HOUSING UNITS, FOR THE SMSA: 1960

[Based on sample; median not shown where base is insufficient; see text. Plus (+) or minus (-) after number indicates median above or below that number]

| SUBJECT                                    | OWNER OCCUPIED |        |                 |          | RENTER OCCUPIED |        |         |               |               |                  |          |
|--|----------------|--------|-----------------|----------|-----------------|--------|---------|---------------|---------------|------------------|----------|
|  | TOTAL          | 1 UNIT | 2 UNITS OR MORE | TRAILERS | TOTAL           | 1 UNIT | 2 UNITS | 3 AND 4 UNITS | 5 TO 19 UNITS | 20 UNITS OR MORE | TRAILERS |
| ALL OCCUPIED UNITS . . . . .               | 51 495         | 49 307 | 1 425           | 763      | 30 990          | 20 570 | 4 024   | 2 464         | 2 708         | 1 084            | 140      |
| ROOMS                                      |                |        |                 |          |                 |        |         |               |               |                  |          |
| 1 ROOM . . . . .                           | 94             | 67     | 8               | 19       | 782             | 290    | 72      | 103           | 175           | 126              | 16       |
| 2 ROOMS . . . . .                          | 412            | 285    | 34              | 93       | 2 302           | 1 106  | 297     | 289           | 421           | 133              | 56       |
| 3 ROOMS . . . . .                          | 1 889          | 1 309  | 254             | 326      | 8 972           | 5 003  | 1 710   | 1 002         | 907           | 297              | 53       |
| 4 ROOMS . . . . .                          | 10 064         | 9 362  | 421             | 281      | 10 596          | 7 505  | 1 304   | 794           | 589           | 393              | 11       |
| 5 ROOMS . . . . .                          | 17 624         | 17 284 | 309             | 31       | 5 208           | 4 011  | 460     | 227           | 401           | 105              | 4        |
| 6 ROOMS . . . . .                          | 13 540         | 13 257 | 270             | 13       | 2 184           | 1 836  | 126     | 35            | 157           | 30               | ...      |
| 7 ROOMS OR MORE . . . . .                  | 7 872          | 7 743  | 129             | ...      | 946             | 819    | 55      | 14            | 58            | ...              | ...      |
| MEDIAN . . . . .                           | 5.3            | 5.3    | 4.5             | 3.3      | 3.8             | 4.0    | 3.5     | 3.3           | 3.3           | 3.5              | ...      |
| YEAR STRUCTURE BUILT                       |                |        |                 |          |                 |        |         |               |               |                  |          |
| 1959 TO MARCH 1960 . . . . .               | 2 745          | 2 576  | 16              | 153      | 712             | 497    | 177     | 24            | 5             | ...              | 4        |
| 1955 TO 1958 . . . . .                     | 7 935          | 7 528  | 35              | 372      | 2 062           | 1 402  | 395     | 113           | 124           | ...              | 28       |
| 1950 TO 1954 . . . . .                     | 8 329          | 8 096  | 97              | 136      | 3 514           | 2 351  | 229     | 211           | 596           | 82               | 45       |
| 1940 TO 1949 . . . . .                     | 10 966         | 10 771 | 138             | 57       | 4 678           | 3 416  | 331     | 305           | 96            | 491              | 30       |
| 1939 OR EARLIER . . . . .                  | 21 520         | 20 336 | 1 139           | 45       | 20 024          | 12 904 | 2 892   | 1 811         | 1 887         | 511              | 19       |
| CONDITION AND PLUMBING                     |                |        |                 |          |                 |        |         |               |               |                  |          |
| SOUND . . . . .                            | 43 215         | 41 348 | 1 199           | 668      | 19 034          | 11 915 | 2 368   | 1 603         | 2 056         | 989              | 103      |
| WITH ALL PLUMBING FACIL. . . . .           | 41 142         | 39 386 | 1 111           | 645      | 16 937          | 10 453 | 2 109   | 1 447         | 1 886         | 962              | 80       |
| LACKING SOME OR ALL FACIL. . . . .         | 2 073          | 1 962  | 88              | 23       | 2 097           | 1 462  | 259     | 156           | 170           | 27               | 23       |
| DETERIORATING . . . . .                    | 6 327          | 6 077  | 178             | 72       | 8 157           | 5 626  | 1 259   | 637           | 541           | 68               | 26       |
| WITH ALL PLUMBING FACIL. . . . .           | 4 070          | 3 888  | 155             | 27       | 4 335           | 3 059  | 592     | 385           | 275           | 20               | 4        |
| LACKING SOME OR ALL FACIL. . . . .         | 2 257          | 2 189  | 23              | 45       | 3 822           | 2 567  | 667     | 252           | 266           | 48               | 22       |
| DILAPIDATED . . . . .                      | 1 953          | 1 882  | 48              | 23       | 3 799           | 3 029  | 397     | 224           | 111           | 27               | 12       |
| GROSS RENT                                 |                |        |                 |          |                 |        |         |               |               |                  |          |
| TOTAL . . . . .                            | ...            | ...    | ...             | ...      | 30 751          | 20 331 | 4 024   | 2 464         | 2 708         | 1 084            | 140      |
| LESS THAN \$30 . . . . .                   | ...            | ...    | ...             | ...      | 3 038           | 1 933  | 210     | 85            | 453           | 349              | 8        |
| \$30 TO \$39 . . . . .                     | ...            | ...    | ...             | ...      | 3 474           | 2 236  | 502     | 237           | 381           | 96               | 22       |
| \$40 TO \$49 . . . . .                     | ...            | ...    | ...             | ...      | 4 390           | 2 668  | 651     | 424           | 494           | 130              | 23       |
| \$50 TO \$59 . . . . .                     | ...            | ...    | ...             | ...      | 5 061           | 2 972  | 835     | 500           | 533           | 194              | 27       |
| \$60 TO \$69 . . . . .                     | ...            | ...    | ...             | ...      | 4 315           | 2 861  | 613     | 399           | 316           | 122              | 4        |
| \$70 TO \$79 . . . . .                     | ...            | ...    | ...             | ...      | 3 459           | 2 332  | 443     | 355           | 217           | 104              | 6        |
| \$80 TO \$99 . . . . .                     | ...            | ...    | ...             | ...      | 3 370           | 2 350  | 487     | 298           | 191           | 44               | ...      |
| \$100 TO \$119 . . . . .                   | ...            | ...    | ...             | ...      | 972             | 754    | 77      | 66            | 46            | 25               | 4        |
| \$120 OR MORE . . . . .                    | ...            | ...    | ...             | ...      | 419             | 349    | 44      | 15            | 11            | ...              | ...      |
| NO CASH RENT . . . . .                     | ...            | ...    | ...             | ...      | 2 253           | 1 876  | 162     | 85            | 66            | 20               | ...      |
| MEDIAN . . . . . DOLLARS . . . . .         | ...            | ...    | ...             | ...      | 57              | 58     | 57      | 59            | 50            | 47               | ...      |
| HEATING EQUIPMENT                          |                |        |                 |          |                 |        |         |               |               |                  |          |
| STEAM OR HOT WATER . . . . .               | 926            | 825    | 101             | ...      | 1 964           | 321    | 119     | 260           | 806           | 458              | ...      |
| WARM AIR FURNACE . . . . .                 | 7 776          | 7 262  | 310             | 204      | 2 402           | 1 447  | 290     | 359           | 297           | 5                | 4        |
| FLOOR, WALL, OR PIPELESS FURNACE . . . . . | 3 200          | 3 006  | 109             | 85       | 1 378           | 869    | 227     | 116           | 162           | 4                | ...      |
| BUILT-IN ELECTRIC UNIT . . . . .           | 20 613         | 20 273 | 286             | 54       | 7 338           | 5 156  | 849     | 508           | 249           | 557              | 19       |
| OTHER MEANS WITH FLUE . . . . .            | 13 271         | 12 581 | 442             | 248      | 13 913          | 10 522 | 1 926   | 876           | 494           | 30               | 67       |
| OTHER MEANS WITHOUT FLUE . . . . .         | 5 623          | 5 278  | 177             | 168      | 3 898           | 2 175  | 603     | 345           | 695           | 30               | 50       |
| NONE . . . . .                             | 86             | 82     | ...             | 4        | 95              | 80     | 10      | ...           | 5             | ...              | ...      |
| PERSONS                                    |                |        |                 |          |                 |        |         |               |               |                  |          |
| 1 PERSON . . . . .                         | 3 535          | 3 048  | 401             | 86       | 4 636           | 2 150  | 668     | 517           | 801           | 455              | 45       |
| 2 PERSONS . . . . .                        | 14 593         | 13 818 | 473             | 302      | 8 144           | 4 888  | 1 221   | 871           | 741           | 369              | 54       |
| 3 PERSONS . . . . .                        | 11 145         | 10 672 | 264             | 209      | 6 110           | 4 263  | 890     | 470           | 364           | 110              | 13       |
| 4 PERSONS . . . . .                        | 10 809         | 10 561 | 149             | 99       | 4 478           | 3 356  | 502     | 239           | 300           | 85               | 16       |
| 5 PERSONS . . . . .                        | 6 119          | 5 989  | 87              | 43       | 3 050           | 2 408  | 300     | 146           | 172           | 20               | 4        |
| 6 PERSONS OR MORE . . . . .                | 5 294          | 5 219  | 51              | 24       | 4 572           | 3 505  | 443     | 221           | 330           | 65               | 8        |
| MEDIAN . . . . .                           | 3.2            | 3.2    | 2.2             | 2.5      | 2.9             | 3.3    | 2.6     | 2.3           | 2.2           | 1.7              | ...      |
| YEAR MOVED INTO UNIT                       |                |        |                 |          |                 |        |         |               |               |                  |          |
| 1959 TO MARCH 1960 . . . . .               | 7 182          | 6 744  | 93              | 345      | 13 301          | 9 005  | 1 789   | 1 174         | 940           | 307              | 86       |
| 1958 . . . . .                             | 4 406          | 4 164  | 86              | 156      | 4 700           | 3 089  | 644     | 335           | 424           | 186              | 22       |
| 1950 TO 1957 . . . . .                     | 21 179         | 20 437 | 492             | 250      | 9 666           | 6 338  | 1 082   | 757           | 1 010         | 454              | 25       |
| 1940 TO 1949 . . . . .                     | 10 928         | 10 565 | 355             | 8        | 1 918           | 1 246  | 264     | 135           | 169           | 100              | 4        |
| 1939 OR EARLIER . . . . .                  | 7 800          | 7 397  | 399             | 4        | 1 405           | 892    | 245     | 63            | 165           | 37               | 3        |



## Metropolitan Housing

Table A-8.—OCCUPIED HOUSING UNITS SHARING OR LACKING SPECIFIED FACILITIES, FOR THE SMSA: 1960

[Based on sample; the "total" columns are not additive; see text]

| SUBJECT  | UNITS SHARING-- |             |                               |                         |              |                                | UNITS WITH NO BATH AND/OR TOILET <sup>1</sup> |                           |
|--|-----------------|-------------|-------------------------------|-------------------------|--------------|--------------------------------|---|---------------------------|
|  | TOTAL           | ACCESS ONLY | ACCESS AND BATH AND/OR TOILET | BATH AND/OR TOILET ONLY | COOKING ONLY | COOKING AND BATH AND/OR TOILET | TOTAL   | SHARING ACCESS OR COOKING |
| <b>UNITS IN STRUCTURE</b>                          |                 |             |                               |                         |              |                                |   |                           |
| OWNER OCCUPIED . . . . .                           | 187             | 5           | 5                             | 118                     | 44           | 15                             | 4 752   | 20                        |
| 1 . . . . .  | 39              | ...         | ...                           | ...                     | 39           | ...                            | 4 703   | 20                        |
| 2 OR MORE . . . . .                                | 148             | 5           | 5                             | 118                     | 5            | 15                             | 49  | ...                       |
| RENTER OCCUPIED . . . . .                          | 1 862           | 36          | ...                           | 1 505                   | 183          | 138                            | 5 881   | 56                        |
| 1 . . . . .  | 100             | ...         | ...                           | ...                     | 100          | ...                            | 4 838   | 46                        |
| 2 . . . . .  | 587             | 36          | ...                           | 496                     | 35           | 20                             | 676   | 10                        |
| 3 AND 4 . . . . .                                  | 465             | ...         | ...                           | 448                     | 9            | 8                              | 172   | ...                       |
| 5 TO 19 . . . . .                                  | 532             | ...         | ...                           | 493                     | ...          | 39                             | 175   | ...                       |
| 20 OR MORE . . . . .                               | 178             | ...         | ...                           | 68                      | 39           | 71                             | 20  | ...                       |
| RENTER-OCCUPIED UNITS . . . . .                    | 1 869           | 30          | 4                             | 1 496                   | 193          | 146                            | 5 913   | 51                        |
| <b>YEAR STRUCTURE BUILT</b>                        |                 |             |                               |                         |              |                                |   |                           |
| 1955 TO MARCH 1960 . . . . .                       | 67              | 4           | ...                           | 32                      | 26           | 5                              | 255   | 14                        |
| 1950 TO 1954 . . . . .                             | 34              | ...         | ...                           | 26                      | 8            | ...                            | 258   | ...                       |
| 1940 TO 1949 . . . . .                             | 83              | 9           | ...                           | 33                      | 28           | 13                             | 756   | 9                         |
| 1939 OR EARLIER . . . . .                          | 1 685           | 17          | 4                             | 1 405                   | 131          | 128                            | 4 644   | 28                        |
| <b>CONDITION</b>                                   |                 |             |                               |                         |              |                                |   |                           |
| SOUND . . . . .                                    | 714             | 26          | 4                             | 457                     | 151          | 76                             | 1 125   | 9                         |
| DETERIORATING . . . . .                            | 692             | 4           | ...                           | 641                     | 25           | 22                             | 2 484   | 29                        |
| DILAPIDATED . . . . .                              | 463             | ...         | ...                           | 398                     | 17           | 48                             | 2 304   | 13                        |
| <b>INCOME IN 1959<sup>2</sup></b>                  |                 |             |                               |                         |              |                                |   |                           |
| LESS THAN \$2,000 . . . . .                        | 1 057           | 13          | ...                           | 870                     | 89           | 65                             | 2 946   | 26                        |
| \$2,000 TO \$3,999 . . . . .                       | 463             | 17          | 4                             | 376                     | 37           | 29                             | 1 841   | 17                        |
| \$4,000 TO \$5,999 . . . . .                       | 215             | ...         | ...                           | 167                     | 25           | 23                             | 842   | 8                         |
| \$6,000 TO \$7,999 . . . . .                       | 103             | ...         | ...                           | 66                      | 33           | 4                              | 170   | ...                       |
| \$8,000 TO \$9,999 . . . . .                       | 19              | ...         | ...                           | 9                       | 5            | 5                              | 79  | ...                       |
| \$10,000 OR MORE . . . . .                         | 12              | ...         | ...                           | 8                       | 4            | ...                            | 35  | ...                       |
| <b>GROSS RENT</b>                                  |                 |             |                               |                         |              |                                |   |                           |
| TOTAL . . . . .                                    | 1 869           | 30          | 4                             | 1 496                   | 193          | 146                            | 5 757   | 51                        |
| LESS THAN \$20 . . . . .                           | 65              | ...         | ...                           | 40                      | 21           | 4                              | 325   | 8                         |
| \$20 TO \$39 . . . . .                             | 795             | 4           | ...                           | 670                     | 16           | 65                             | 2 403   | 12                        |
| \$40 TO \$59 . . . . .                             | 657             | 9           | ...                           | 540                     | 73           | 35                             | 1 762   | 4                         |
| \$60 TO \$79 . . . . .                             | 187             | 8           | ...                           | 135                     | 20           | 24                             | 390   | 8                         |
| \$80 TO \$99 . . . . .                             | 24              | ...         | ...                           | 17                      | 7            | ...                            | 47  | ...                       |
| \$100 TO \$119 . . . . .                           | 16              | ...         | ...                           | 12                      | 4            | ...                            | 16  | 4                         |
| \$120 OR MORE . . . . .                            | 13              | 4           | ...                           | 5                       | ...          | 4                              | 8   | ...                       |
| NO CASH RENT . . . . .                             | 152             | 5           | 4                             | 77                      | 52           | 14                             | 806   | 15                        |
| <b>PERSONS</b>                                     |                 |             |                               |                         |              |                                |   |                           |
| 1 PERSON . . . . .                                 | 781             | 4           | ...                           | 517                     | 141          | 119                            | 874   | 18                        |
| 2 PERSONS . . . . .                                | 509             | 18          | ...                           | 452                     | 24           | 15                             | 1 323   | 8                         |
| 3 PERSONS . . . . .                                | 245             | ...         | 4                             | 218                     | 15           | 8                              | 894   | 12                        |
| 4 PERSONS OR MORE . . . . .                        | 334             | 8           | ...                           | 309                     | 13           | 4                              | 2 822   | 13                        |
| <b>HOUSEHOLD COMPOSITION</b>                       |                 |             |                               |                         |              |                                |   |                           |
| TWO-OR-MORE-PERSON HOUSEHOLDS . . . . .            | 1 088           | 26          | 4                             | 979                     | 52           | 27                             | 5 039   | 33                        |
| MALE HEAD, WIFE PRESENT, NO NONRELATIVES . . . . . | 692             | 18          | 4                             | 623                     | 32           | 15                             | 3 546   | 21                        |
| UNDER 45 YEARS . . . . .                           | 408             | 14          | 4                             | 359                     | 20           | 11                             | 2 053   | 17                        |
| 45 TO 64 YEARS . . . . .                           | 227             | 4           | ...                           | 215                     | 8            | ...                            | 1 114   | ...                       |
| 65 YEARS AND OVER . . . . .                        | 57              | ...         | ...                           | 49                      | 4            | 4                              | 379   | 4                         |
| OTHER MALE HEAD . . . . .                          | 101             | 8           | ...                           | 77                      | 12           | 4                              | 462   | 4                         |
| UNDER 65 YEARS . . . . .                           | 81              | 4           | ...                           | 65                      | 8            | 4                              | 369   | 4                         |
| 65 YEARS AND OVER . . . . .                        | 20              | 4           | ...                           | 12                      | 4            | ...                            | 93  | ...                       |
| FEMALE HEAD . . . . .                              | 295             | ...         | ...                           | 279                     | 8            | 8                              | 1 031   | 8                         |
| UNDER 65 YEARS . . . . .                           | 251             | ...         | ...                           | 239                     | 8            | 4                              | 842   | 8                         |
| 65 YEARS AND OVER . . . . .                        | 44              | ...         | ...                           | 40                      | ...          | 4                              | 189   | ...                       |
| ONE-PERSON HOUSEHOLDS . . . . .                    | 781             | 4           | ...                           | 517                     | 141          | 119                            | 874   | 18                        |
| UNDER 65 YEARS . . . . .                           | 513             | ...         | ...                           | 312                     | 98           | 103                            | 531   | 9                         |
| 65 YEARS AND OVER . . . . .                        | 268             | 4           | ...                           | 205                     | 43           | 16                             | 343   | 9                         |
| <b>YEAR MOVED INTO UNIT</b>                        |                 |             |                               |                         |              |                                |   |                           |
| 1959 TO MARCH 1960 . . . . .                       | 810             | 13          | ...                           | 621                     | 78           | 98                             | 2 066   | 20                        |
| 1958 . . . . .                                     | 233             | 4           | ...                           | 187                     | 22           | 20                             | 799   | 18                        |
| 1950 TO 1957 . . . . .                             | 535             | 4           | ...                           | 457                     | 62           | 12                             | 2 021   | 9                         |
| 1949 OR EARLIER . . . . .                          | 291             | 9           | 4                             | 231                     | 31           | 16                             | 1 027   | 4                         |
| <b>TYPE OF HOUSEHOLD</b>                           |                 |             |                               |                         |              |                                |   |                           |
| HOUSEHOLDS WITHOUT NONRELATIVES . . . . .          | 1 752           | 26          | 4                             | 1 411                   | 173          | 138                            | 5 535   | 39                        |
| MALE HEAD, WIFE PRESENT . . . . .                  | 692             | 18          | 4                             | 623                     | 32           | 15                             | 3 546   | 21                        |
| 2 PERSONS . . . . .                                | 310             | 14          | ...                           | 273                     | 16           | 7                              | 802   | 8                         |
| 3 PERSONS . . . . .                                | 161             | ...         | 4                             | 146                     | 7            | 4                              | 565   | 4                         |
| 4 PERSONS OR MORE . . . . .                        | 221             | 4           | ...                           | 204                     | 9            | 4                              | 2 179   | 9                         |
| OTHER HOUSEHOLD GROUPS . . . . .                   | 1 060           | 8           | ...                           | 788                     | 141          | 123                            | 1 989   | 18                        |
| HOUSEHOLDS WITH NONRELATIVES . . . . .             | 117             | 4           | ...                           | 85                      | 20           | 8                              | 378   | 12                        |
| <b>ROOMS AND PERSONS</b>                           |                 |             |                               |                         |              |                                |   |                           |
| 1 ROOM . . . . .                                   | 523             | ...         | ...                           | 282                     | 132          | 109                            | 91  | 19                        |
| 1 PERSON . . . . .                                 | 403             | ...         | ...                           | 193                     | 108          | 102                            | 59  | 14                        |
| 2 PERSONS OR MORE . . . . .                        | 120             | ...         | ...                           | 89                      | 24           | 7                              | 32  | 5                         |
| 2 ROOMS . . . . .                                  | 542             | ...         | 4                             | 504                     | 20           | 14                             | 570   | 4                         |
| 1 PERSON . . . . .                                 | 217             | ...         | ...                           | 191                     | 12           | 14                             | 212   | ...                       |
| 2 AND 3 PERSONS . . . . .                          | 277             | ...         | 4                             | 265                     | 8            | ...                            | 207   | 4                         |
| 4 PERSONS OR MORE . . . . .                        | 48              | ...         | ...                           | 48                      | ...          | ...                            | 151   | ...                       |
| 3 ROOMS . . . . .                                  | 596             | 13          | ...                           | 552                     | 20           | 11                             | 2 446   | 12                        |
| 4 ROOMS . . . . .                                  | 120             | 13          | ...                           | 95                      | 12           | ...                            | 1 930   | 16                        |
| 5 ROOMS OR MORE . . . . .                          | 88              | 4           | ...                           | 63                      | 9            | 12                             | 876   | ...                       |

<sup>1</sup> EXCLUDES UNITS SHARING BATH AND/OR TOILET; SEE TEXT.<sup>2</sup> INCOME OF PRIMARY FAMILIES AND INDIVIDUALS.

Table A-9.—DURATION OF VACANCY, FOR AVAILABLE VACANT HOUSING UNITS, FOR THE SMSA: 1960

[Based on sample; see text. Median not shown where base is less than 200; plus (+) or minus (-) after number indicates median above or below that number]

| SUBJECT                                  | TOTAL  | LESS THAN 4 MONTHS | 4 UP TO 6 MONTHS | 6 MONTHS OR MORE | SUBJECT                                  | TOTAL | LESS THAN 1 MONTH | 1 UP TO 4 MONTHS | 4 MONTHS OR MORE |
|--|--------|--------------------|------------------|------------------|--|-------|-------------------|------------------|------------------|
| VACANT AVAILABLE FOR SALE . . . . .      | 831    | 642                | 80               | 109              | VACANT AVAILABLE FOR RENT . . . . .      | 1 754 | 443               | 938              | 373              |
| ROOMS                                    |        |                    |                  |                  | ROOMS                                    |       |                   |                  |                  |
| 1 TO 3 ROOMS . . . . .                   | 41     | 41                 | ...              | ...              | 1 ROOM . . . . .                         | 73    | 34                | 31               | 8                |
| 4 ROOMS . . . . .                        | 152    | 92                 | 17               | 43               | 2 ROOMS . . . . .                        | 170   | 41                | 92               | 37               |
| 5 ROOMS . . . . .                        | 353    | 293                | 28               | 32               | 3 ROOMS . . . . .                        | 565   | 133               | 298              | 134              |
| 6 ROOMS . . . . .                        | 213    | 162                | 24               | 27               | 4 ROOMS . . . . .                        | 556   | 131               | 311              | 114              |
| 7 ROOMS OR MORE . . . . .                | 72     | 54                 | 11               | 7                | 5 ROOMS OR MORE . . . . .                | 390   | 104               | 206              | 80               |
| BEDROOMS                                 |        |                    |                  |                  | BEDROOMS                                 |       |                   |                  |                  |
| 0 AND 1 . . . . .                        | 32     | 13                 | 19               | ...              | 0 AND 1 . . . . .                        | 739   | 98                | 479              | 162              |
| 2 . . . . .                              | 285    | 208                | 22               | 55               | 2 . . . . .                              | 798   | 287               | 370              | 141              |
| 3 OR MORE . . . . .                      | 424    | 342                | 44               | 38               | 3 OR MORE . . . . .                      | 222   | 59                | 115              | 48               |
| UNITS IN STRUCTURE                       |        |                    |                  |                  | UNITS IN STRUCTURE                       |       |                   |                  |                  |
| 1 . . . . .                              | 816    | 621                | 83               | 112              | 1 . . . . .                              | 954   | 169               | 501              | 284              |
| 2 . . . . .                              | 16     | 16                 | ...              | ...              | 2 TO 9 . . . . .                         | 643   | 228               | 346              | 69               |
| 3 OR MORE . . . . .                      | 3      | 3                  | ...              | ...              | 10 TO 19 . . . . .                       | 62    | 13                | 49               | ...              |
| YEAR STRUCTURE BUILT                     |        |                    |                  |                  | 20 OR MORE . . . . .                     | 47    | 24                | 12               | 11               |
| 1959 TO MARCH 1960 . . . . .             | 365    | 309                | 19               | 37               | YEAR STRUCTURE BUILT                     |       |                   |                  |                  |
| 1950 TO 1958 . . . . .                   | 160    | 111                | 33               | 16               | 1959 TO MARCH 1960 . . . . .             | 69    | 30                | 28               | 11               |
| 1949 OR EARLIER . . . . .                | 306    | 222                | 28               | 56               | 1950 TO 1958 . . . . .                   | 326   | 63                | 209              | 54               |
| PLUMBING                                 |        |                    |                  |                  | 1949 OR EARLIER . . . . .                | 1 359 | 350               | 701              | 308              |
| WITH ALL PLUMBING FACILITIES . . . . .   | 778    | 601                | 80               | 97               | PLUMBING                                 |       |                   |                  |                  |
| LACKING SOME OR ALL FACILITIES . . . . . | 53     | 41                 | ...              | 12               | WITH ALL PLUMBING FACILITIES . . . . .   | 1 399 | 379               | 783              | 237              |
| HEATING EQUIPMENT                        |        |                    |                  |                  | LACKING SOME OR ALL FACILITIES . . . . . | 355   | 64                | 155              | 136              |
| STEAM; HOT WATER; WARM AIR FURNACE . .   | 124    | 98                 | 17               | 9                | RENT ASKED                               |       |                   |                  |                  |
| OTHER . . . . .                          | 707    | 544                | 63               | 100              | TOTAL . . . . .                          | 1 721 | 443               | 923              | 355              |
| NONE . . . . .                           | ...    | ...                | ...              | ...              | LESS THAN \$40 . . . . .                 | 609   | 119               | 298              | 192              |
| SALE PRICE ASKED                         |        |                    |                  |                  | \$40 TO \$59 . . . . .                   | 673   | 176               | 405              | 92               |
| TOTAL . . . . .                          | 819    | 634                | 80               | 105              | \$60 TO \$79 . . . . .                   | 361   | 131               | 178              | 52               |
| LESS THAN \$5,000 . . . . .              | 75     | 48                 | 3                | 24               | \$80 TO \$99 . . . . .                   | 55    | 14                | 32               | 9                |
| \$5,000 TO \$9,900 . . . . .             | 298    | 224                | 42               | 32               | \$100 OR MORE . . . . .                  | 23    | 3                 | 10               | 10               |
| \$10,000 TO \$14,900 . . . . .           | 265    | 209                | 27               | 29               | MEDIAN RENT ASKED . . . . .DOLLARS . .   | 47    | 52                | 48               | 40-              |
| \$15,000 TO \$19,900 . . . . .           | 128    | 111                | ...              | 17               |  |       |                   |                  |                  |
| \$20,000 TO \$24,900 . . . . .           | 19     | 16                 | 3                | ...              |  |       |                   |                  |                  |
| \$25,000 OR MORE . . . . .               | 34     | 26                 | 5                | 3                |  |       |                   |                  |                  |
| MEDIAN PRICE ASKED . . . . .DOLLARS . .  | 10 700 | 11 100             | ...              | ...              |  |       |                   |                  |                  |

Table A-10.—RENT ASKED FOR VACANT HOUSING UNITS AVAILABLE FOR RENT, FOR THE SMSA: 1960

[Based on sample; see text]

| SUBJECT                                  | TOTAL | LESS THAN \$40 | \$40 TO \$59 | \$60 TO \$79 | \$80 TO \$99 | \$100 OR MORE |
|--|-------|----------------|--------------|--------------|--------------|---------------|
| VACANT AVAILABLE FOR RENT . . . . .      | 1 721 | 609            | 673          | 361          | 55           | 23            |
| BEDROOMS                                 |       |                |              |              |              |               |
| 0 AND 1 . . . . .                        | 739   | 200            | 342          | 182          | 15           | ...           |
| 2 . . . . .                              | 798   | 225            | 323          | 219          | 31           | ...           |
| 3 OR MORE . . . . .                      | 208   | 34             | 52           | 52           | 31           | 39            |
| UNITS IN STRUCTURE                       |       |                |              |              |              |               |
| 1 . . . . .                              | 927   | 379            | 322          | 178          | 32           | 16            |
| 2 TO 4 . . . . .                         | 517   | 131            | 241          | 124          | 13           | 8             |
| 5 OR MORE . . . . .                      | 229   | 100            | 85           | 39           | 5            | ...           |
| YEAR STRUCTURE BUILT                     |       |                |              |              |              |               |
| 1959 TO MARCH 1960 . . . . .             | 69    | 5              | 15           | 40           | 5            | 4             |
| 1950 TO 1958 . . . . .                   | 326   | 69             | 124          | 106          | 24           | 3             |
| 1949 OR EARLIER . . . . .                | 1 326 | 535            | 534          | 215          | 26           | 16            |
| PLUMBING                                 |       |                |              |              |              |               |
| WITH ALL PLUMBING FACILITIES . . . . .   | 1 389 | 373            | 609          | 333          | 51           | 23            |
| LACKING SOME OR ALL FACILITIES . . . . . | 332   | 236            | 64           | 28           | 4            | ...           |
| INCLUSION OF UTILITIES IN RENT           |       |                |              |              |              |               |
| ALL UTILITIES INCLUDED . . . . .         | 190   | 64             | 62           | 55           | 9            | ...           |
| SOME OR NO UTILITIES INCLUDED . . . . .  | 1 531 | 545            | 611          | 306          | 46           | 23            |

Table B-1.—VALUE OF OWNER-OCCUPIED HOUSING UNITS, FOR THE CITY: 1960

[Based on sample; median not shown where base is insufficient; see text. Plus (+) or minus (-) after number indicates median above or below that number]

| SUBJECT  | TOTAL  | VALUE             |                    |                    |                      |                      |                      |                      |                      |                  |                  |
|--|--------|-------------------|--------------------|--------------------|----------------------|----------------------|----------------------|----------------------|----------------------|------------------|------------------|
|  |        | LESS THAN \$5,000 | \$5,000 TO \$7,400 | \$7,500 TO \$9,900 | \$10,000 TO \$12,400 | \$12,500 TO \$14,900 | \$15,000 TO \$17,400 | \$17,500 TO \$19,900 | \$20,000 TO \$24,900 | \$25,000 OR MORE | MEDIAN (DOLLARS) |
| OWNER-OCCUPIED UNITS . . . . .                     | 17 414 | 3 036             | 4 487              | 3 613              | 2 500                | 1 391                | 775                  | 528                  | 573                  | 511              | 8 300            |
| ROOMS  |        |                   |                    |                    |                      |                      |                      |                      |                      |                  |                  |
| 1 AND 2 ROOMS . . . . .                            | 61     | 45                | 12                 | ...                | ...                  | ...                  | ...                  | ...                  | ...                  | 4                | ...              |
| 3 ROOMS . . . . .                                  | 357    | 202               | 94                 | 44                 | 9                    | 8                    | ...                  | ...                  | ...                  | ...              | 5 000-           |
| 4 ROOMS . . . . .                                  | 2 640  | 1 046             | 999                | 423                | 111                  | 28                   | 13                   | 12                   | 4                    | 4                | 5 700            |
| 5 ROOMS . . . . .                                  | 6 246  | 1 083             | 1 823              | 1 610              | 1 026                | 406                  | 146                  | 61                   | 52                   | 39               | 7 800            |
| 6 ROOMS . . . . .                                  | 4 906  | 535               | 1 105              | 989                | 889                  | 628                  | 349                  | 179                  | 164                  | 68               | 9 600            |
| 7 ROOMS . . . . .                                  | 1 803  | 93                | 260                | 384                | 307                  | 162                  | 158                  | 147                  | 159                  | 133              | 11 300           |
| 8 ROOMS OR MORE . . . . .                          | 1 401  | 32                | 194                | 163                | 158                  | 159                  | 109                  | 129                  | 194                  | 263              | 14 900           |
| MEDIAN . . . . .                                   | 5.4    | 4.7               | 5.1                | 5.3                | 5.6                  | 5.9                  | 6.2                  | 6.6                  | 6.9                  | 7.5              | ...              |
| BEDROOMS   |        |                   |                    |                    |                      |                      |                      |                      |                      |                  |                  |
| 0 TO 2 . . . . .                                   | 9 097  | 2 381             | 2 714              | 1 924              | 1 108                | 389                  | 242                  | 193                  | 43                   | 103              | 7 000            |
| 3 . . . . .  | 6 602  | 669               | 1 409              | 1 354              | 1 150                | 727                  | 428                  | 290                  | 267                  | 308              | 9 800            |
| 4 OR MORE . . . . .                                | 1 893  | 244               | 234                | 380                | 305                  | 184                  | 83                   | 130                  | 125                  | 208              | 10 700           |
| BATHROOMS  |        |                   |                    |                    |                      |                      |                      |                      |                      |                  |                  |
| 1 . . . . .  | 13 141 | 2 374             | 4 030              | 3 225              | 2 033                | 853                  | 344                  | 101                  | 109                  | 52               | 7 600            |
| MORE THAN 1 . . . . .                              | 3 457  | 75                | 270                | 337                | 438                  | 576                  | 440                  | 403                  | 487                  | 431              | 15 200           |
| SHARED OR NONE . . . . .                           | 770    | 531               | 169                | 42                 | 22                   | 6                    | ...                  | ...                  | ...                  | ...              | 5 000-           |
| YEAR STRUCTURE BUILT                               |        |                   |                    |                    |                      |                      |                      |                      |                      |                  |                  |
| 1959 TO MARCH 1960 . . . . .                       | 381    | 8                 | 16                 | 87                 | 90                   | 99                   | 24                   | 8                    | 25                   | 24               | 12 200           |
| 1955 TO 1958 . . . . .                             | 1 530  | 41                | 209                | 282                | 243                  | 279                  | 172                  | 118                  | 117                  | 69               | 12 400           |
| 1950 TO 1954 . . . . .                             | 1 930  | 127               | 288                | 341                | 417                  | 283                  | 156                  | 105                  | 118                  | 95               | 11 300           |
| 1940 TO 1949 . . . . .                             | 3 046  | 388               | 647                | 702                | 641                  | 285                  | 151                  | 106                  | 56                   | 68               | 9 200            |
| 1939 OR EARLIER . . . . .                          | 10 527 | 2 472             | 3 327              | 2 201              | 1 109                | 445                  | 272                  | 191                  | 255                  | 255              | 7 100            |
| CONDITION AND PLUMBING                             |        |                   |                    |                    |                      |                      |                      |                      |                      |                  |                  |
| SOUND . . . . .                                    | 14 789 | 1 672             | 3 601              | 3 391              | 2 395                | 1 367                | 767                  | 528                  | 565                  | 503              | 9 100            |
| WITH ALL PLUMBING FACILITIES . . . . .             | 14 573 | 1 553             | 3 525              | 3 378              | 2 387                | 1 367                | 767                  | 528                  | 565                  | 503              | 9 100            |
| LACKING SOME OR ALL FACILITIES . . . . .           | 216    | 119               | 76                 | 13                 | 8                    | ...                  | ...                  | ...                  | ...                  | ...              | 5 000-           |
| DETERIORATING . . . . .                            | 2 134  | 1 022             | 774                | 202                | 92                   | 20                   | 8                    | ...                  | ...                  | ...              | 5 100            |
| WITH ALL PLUMBING FACILITIES . . . . .             | 1 816  | 811               | 692                | 186                | 83                   | 20                   | 8                    | ...                  | ...                  | ...              | 5 400            |
| LACKING SOME OR ALL FACILITIES . . . . .           | 318    | 211               | 82                 | 16                 | ...                  | ...                  | ...                  | ...                  | ...                  | ...              | 5 000-           |
| DILAPIDATED . . . . .                              | 491    | 342               | 112                | 20                 | 13                   | 4                    | ...                  | ...                  | ...                  | ...              | 5 000-           |
| AIR CONDITIONING                                   |        |                   |                    |                    |                      |                      |                      |                      |                      |                  |                  |
| ROOM UNIT(S) . . . . .                             | 5 424  | 322               | 958                | 1 140              | 1 112                | 745                  | 453                  | 208                  | 204                  | 282              | 10 700           |
| CENTRAL SYSTEM . . . . .                           | 712    | ...               | ...                | 67                 | 61                   | 100                  | 83                   | 149                  | 63                   | 189              | ...              |
| NONE . . . . .                                     | 11 456 | 2 972             | 3 399              | 2 451              | 1 390                | 455                  | 217                  | 256                  | 168                  | 148              | 7 000            |
| PERSONS  |        |                   |                    |                    |                      |                      |                      |                      |                      |                  |                  |
| 1 PERSON . . . . .                                 | 1 437  | 371               | 366                | 331                | 198                  | 66                   | 16                   | 42                   | 23                   | 24               | 7 400            |
| 2 PERSONS . . . . .                                | 5 618  | 1 091             | 1 420              | 1 164              | 729                  | 443                  | 236                  | 170                  | 183                  | 182              | 8 100            |
| 3 PERSONS . . . . .                                | 3 827  | 540               | 956                | 834                | 680                  | 311                  | 205                  | 74                   | 102                  | 125              | 8 800            |
| 4 PERSONS . . . . .                                | 3 153  | 376               | 786                | 615                | 511                  | 323                  | 168                  | 120                  | 173                  | 81               | 9 200            |
| 5 PERSONS . . . . .                                | 1 742  | 284               | 455                | 340                | 247                  | 153                  | 71                   | 68                   | 69                   | 55               | 8 500            |
| 6 PERSONS OR MORE . . . . .                        | 1 637  | 374               | 504                | 329                | 135                  | 95                   | 79                   | 54                   | 23                   | 44               | 7 200            |
| MEDIAN . . . . .                                   | 2.9    | 2.6               | 3.0                | 2.9                | 3.0                  | 3.1                  | 3.2                  | 3.2                  | 3.3                  | 2.9              | ...              |
| PERSONS PER ROOM                                   |        |                   |                    |                    |                      |                      |                      |                      |                      |                  |                  |
| 0.50 OR LESS . . . . .                             | 8 943  | 1 444             | 2 067              | 1 836              | 1 299                | 785                  | 443                  | 305                  | 368                  | 396              | 8 800            |
| 0.51 TO 1.00 . . . . .                             | 7 209  | 1 173             | 1 969              | 1 328              | 1 136                | 567                  | 305                  | 219                  | 205                  | 107              | 8 300            |
| 1.01 OR MORE . . . . .                             | 1 262  | 419               | 451                | 249                | 65                   | 39                   | 27                   | 4                    | ...                  | 8                | 6 200            |
| HOUSEHOLD COMPOSITION                              |        |                   |                    |                    |                      |                      |                      |                      |                      |                  |                  |
| TWO-OR-MORE-PERSON HOUSEHOLDS . . . . .            | 15 977 | 2 665             | 4 121              | 3 282              | 2 302                | 1 325                | 759                  | 486                  | 550                  | 487              | 8 400            |
| MALE HEAD; WIFE PRESENT; NO NONRELATIVES . . . . . | 13 137 | 2 039             | 3 312              | 2 683              | 1 924                | 1 175                | 674                  | 421                  | 485                  | 424              | 8 600            |
| UNDER 45 YEARS . . . . .                           | 5 104  | 557               | 1 173              | 1 091              | 938                  | 604                  | 295                  | 157                  | 166                  | 123              | 9 400            |
| 45 TO 64 YEARS . . . . .                           | 6 116  | 1 052             | 1 620              | 1 225              | 735                  | 453                  | 316                  | 206                  | 249                  | 260              | 8 300            |
| 65 YEARS AND OVER . . . . .                        | 1 917  | 430               | 519                | 367                | 251                  | 118                  | 63                   | 58                   | 70                   | 41               | 7 600            |
| OTHER MALE HEAD . . . . .                          | 735    | 152               | 202                | 161                | 105                  | 36                   | 25                   | 13                   | 25                   | 16               | 7 700            |
| UNDER 65 YEARS . . . . .                           | 488    | 86                | 122                | 117                | 78                   | 32                   | 16                   | 8                    | 17                   | 12               | 8 300            |
| 65 YEARS AND OVER . . . . .                        | 247    | 66                | 80                 | 44                 | 27                   | 4                    | 9                    | 5                    | 8                    | 4                | 6 800            |
| FEMALE HEAD . . . . .                              | 2 105  | 474               | 607                | 438                | 273                  | 114                  | 60                   | 52                   | 40                   | 47               | 7 400            |
| UNDER 65 YEARS . . . . .                           | 1 347  | 294               | 405                | 296                | 182                  | 61                   | 32                   | 36                   | 20                   | 21               | 7 300            |
| 65 YEARS AND OVER . . . . .                        | 758    | 180               | 202                | 142                | 91                   | 53                   | 28                   | 16                   | 20                   | 26               | 7 500            |
| ONE-PERSON HOUSEHOLDS . . . . .                    | 1 437  | 371               | 366                | 331                | 198                  | 66                   | 16                   | 42                   | 23                   | 24               | 7 400            |
| UNDER 65 YEARS . . . . .                           | 803    | 187               | 192                | 216                | 118                  | 53                   | 4                    | 25                   | ...                  | 8                | 7 800            |
| 65 YEARS AND OVER . . . . .                        | 634    | 184               | 174                | 115                | 80                   | 13                   | 12                   | 17                   | 23                   | 16               | 6 900            |
| YEAR MOVED INTO UNIT                               |        |                   |                    |                    |                      |                      |                      |                      |                      |                  |                  |
| 1959 TO MARCH 1960 . . . . .                       | 1 897  | 274               | 401                | 445                | 315                  | 204                  | 85                   | 47                   | 75                   | 51               | 9 000            |
| 1958 . . . . .                                     | 1 223  | 140               | 293                | 312                | 172                  | 139                  | 70                   | 29                   | 40                   | 28               | 8 900            |
| 1950 TO 1957 . . . . .                             | 6 673  | 923               | 1 675              | 1 277              | 963                  | 378                  | 271                  | 297                  | 229                  | 229              | 8 900            |
| 1940 TO 1949 . . . . .                             | 4 237  | 851               | 1 175              | 908                | 598                  | 238                  | 171                  | 110                  | 83                   | 103              | 7 800            |
| 1939 OR EARLIER . . . . .                          | 3 384  | 848               | 943                | 671                | 452                  | 150                  | 71                   | 71                   | 78                   | 100              | 7 200            |

Table B-2.—GROSS RENT OF RENTER-OCCUPIED HOUSING UNITS, FOR THE CITY: 1960

[Based on sample; median not shown where base is insufficient; see text. Plus (+) or minus (-) after number indicates median above or below that number]

| SUBJECT                            | TOTAL  | GROSS RENT     |              |              |              |              |              |              |                |               |              |                    |
|------------------------------------|--------|----------------|--------------|--------------|--------------|--------------|--------------|--------------|----------------|---------------|--------------|--------------------|
|                                    |        | LESS THAN \$30 | \$30 TO \$39 | \$40 TO \$49 | \$50 TO \$59 | \$60 TO \$69 | \$70 TO \$79 | \$80 TO \$89 | \$100 TO \$119 | \$120 OR MORE | NO CASH RENT | MEDIAN (DOL.-LARS) |
| RENTER-OCCUPIED UNITS. . . . .     | 21 060 | 2 020          | 2 534        | 3 376        | 3 841        | 3 021        | 2 327        | 2 314        | 633            | 221           | 773          | 56                 |
| ROOMS                              |        |                |              |              |              |              |              |              |                |               |              |                    |
| 1 ROOM . . . . .                   | 631    | 157            | 164          | 92           | 107          | 45           | 12           | 7            | 8              | ...           | 39           | 38                 |
| 2 ROOMS . . . . .                  | 1 718  | 261            | 341          | 447          | 375          | 108          | 45           | 40           | 4              | ...           | 97           | 45                 |
| 3 ROOMS . . . . .                  | 7 013  | 710            | 1 180        | 1 590        | 1 448        | 1 048        | 528          | 319          | 55             | 5             | 130          | 50                 |
| 4 ROOMS . . . . .                  | 6 780  | 524            | 567          | 844          | 1 240        | 1 183        | 1 032        | 1 042        | 157            | 34            | 157          | 61                 |
| 5 ROOMS . . . . .                  | 3 100  | 248            | 192          | 278          | 481          | 450          | 486          | 557          | 222            | 38            | 148          | 66                 |
| 6 ROOMS . . . . .                  | 1 272  | 92             | 67           | 84           | 141          | 142          | 160          | 254          | 141            | 84            | 107          | 74                 |
| 7 ROOMS OR MORE . . . . .          | 546    | 28             | 23           | 41           | 49           | 45           | 64           | 95           | 46             | 60            | 95           | 76                 |
| MEDIAN . . . . .                   | 3.7    | 3.3            | 3.1          | 3.2          | 3.5          | 3.8          | 4.1          | 4.3          | 4.9            | 5.9           | 4.3          | ...                |
| BEDROOMS                           |        |                |              |              |              |              |              |              |                |               |              |                    |
| NONE . . . . .                     | 1 057  | 122            | 294          | 265          | 208          | 82           | 41           | ...          | 20             | ...           | 25           | 44                 |
| 1 . . . . .                        | 7 760  | 724            | 1 402        | 1 355        | 1 766        | 1 231        | 587          | 293          | 159            | ...           | 243          | 52                 |
| 2 . . . . .                        | 8 957  | 816            | 1 402        | 1 277        | 1 390        | 1 285        | 1 263        | 1 274        | 416            | 74            | 198          | 60                 |
| 3 OR MORE . . . . .                | 3 130  | 206            | 225          | 228          | 540          | 421          | 265          | 662          | 232            | 67            | 284          | 65                 |
| BATHROOMS                          |        |                |              |              |              |              |              |              |                |               |              |                    |
| 1 . . . . .                        | 14 775 | 1 186          | 830          | 1 990        | 2 860        | 2 564        | 2 041        | 2 134        | 510            | 141           | 519          | 61                 |
| MORE THAN 1 . . . . .              | 628    | 42             | 43           | 11           | 61           | 59           | 62           | 86           | 66             | 84            | 114          | 77                 |
| SHARED OR NONE . . . . .           | 5 692  | 836            | 1 575        | 1 428        | 919          | 431          | 245          | 95           | 5              | 14            | 144          | 43                 |
| YEAR STRUCTURE BUILT               |        |                |              |              |              |              |              |              |                |               |              |                    |
| 1959 TO MARCH 1960 . . . . .       | 366    | ...            | ...          | 4            | 7            | 20           | 86           | 182          | 48             | 15            | 4            | 87                 |
| 1955 TO 1958 . . . . .             | 890    | 31             | 27           | 31           | 61           | 142          | 173          | 305          | 56             | 19            | 45           | 78                 |
| 1950 TO 1954 . . . . .             | 2 089  | 500            | 291          | 249          | 185          | 186          | 214          | 285          | 81             | 29            | 69           | 49                 |
| 1940 TO 1949 . . . . .             | 2 106  | 368            | 143          | 267          | 363          | 321          | 226          | 229          | 63             | 45            | 81           | 56                 |
| 1939 OR EARLIER . . . . .          | 15 609 | 1 121          | 2 073        | 2 825        | 3 225        | 2 352        | 1 628        | 1 313        | 385            | 113           | 574          | 55                 |
| CONDITION AND PLUMBING             |        |                |              |              |              |              |              |              |                |               |              |                    |
| SOUND . . . . .                    | 12 767 | 1 328          | 1 032        | 1 539        | 2 083        | 1 903        | 1 727        | 1 845        | 554            | 181           | 575          | 61                 |
| WITH ALL PLUMBING FACIL. . . . .   | 11 507 | 1 198          | 701          | 1 179        | 1 828        | 1 830        | 1 667        | 1 845        | 550            | 181           | 528          | 63                 |
| LACKING SOME OR ALL FACIL. . . . . | 1 260  | 130            | 331          | 360          | 255          | 73           | 60           | ...          | 4              | ...           | 47           | 44                 |
| DETERIORATING . . . . .            | 5 820  | 315            | 959          | 1 310        | 1 294        | 853          | 482          | 389          | 71             | 28            | 119          | 52                 |
| WITH ALL PLUMBING FACIL. . . . .   | 3 235  | 48             | 156          | 611          | 898          | 644          | 382          | 328          | 67             | 19            | 82           | 58                 |
| LACKING SOME OR ALL FACIL. . . . . | 2 585  | 267            | 803          | 699          | 396          | 209          | 100          | 61           | 4              | 9             | 37           | 43                 |
| DILAPIDATED . . . . .              | 2 473  | 377            | 543          | 527          | 464          | 263          | 118          | 80           | 8              | 12            | 79           | 45                 |
| INCOME IN 1959 <sup>1</sup>        |        |                |              |              |              |              |              |              |                |               |              |                    |
| LESS THAN \$2,000 . . . . .        | 7 302  | 1 597          | 1 489        | 1 269        | 1 092        | 784          | 360          | 279          | 100            | 43            | 289          | 43                 |
| \$2,000 TO \$2,999 . . . . .       | 3 344  | 215            | 452          | 702          | 768          | 468          | 351          | 239          | 47             | 20            | 82           | 53                 |
| \$3,000 TO \$3,999 . . . . .       | 3 120  | 90             | 271          | 563          | 808          | 547          | 383          | 349          | 18             | 13            | 78           | 57                 |
| \$4,000 TO \$4,999 . . . . .       | 2 393  | 37             | 158          | 383          | 465          | 440          | 418          | 323          | 79             | 12            | 78           | 63                 |
| \$5,000 TO \$5,999 . . . . .       | 1 862  | 41             | 65           | 216          | 346          | 312          | 260          | 399          | 126            | 11            | 86           | 67                 |
| \$6,000 TO \$6,999 . . . . .       | 1 131  | 8              | 54           | 109          | 140          | 243          | 226          | 207          | 82             | 25            | 37           | 70                 |
| \$7,000 TO \$7,999 . . . . .       | 689    | 9              | 15           | 52           | 91           | 95           | 130          | 183          | 55             | 12            | 48           | 75                 |
| \$8,000 TO \$9,999 . . . . .       | 691    | 8              | 15           | 50           | 79           | 86           | 118          | 197          | 51             | 32            | 54           | 77                 |
| \$10,000 TO \$14,999 . . . . .     | 440    | 15             | 15           | 28           | 48           | 34           | 69           | 106          | 59             | 49            | 17           | 80                 |
| \$15,000 OR MORE . . . . .         | 88     | ...            | ...          | 4            | 4            | 12           | 12           | 32           | 16             | 4             | 4            | ...                |
| MEDIAN . . . . . DOLLARS.          | 3 000  | 2 000-         | 2 000-       | 2 600        | 3 100        | 3 500        | 4 200        | 4 900        | 5 600          | 6 500         | 3 200        | ...                |
| GROSS RENT AS PERCENTAGE OF INCOME |        |                |              |              |              |              |              |              |                |               |              |                    |
| LESS THAN 10 PERCENT . . . . .     | 1 620  | 239            | 268          | 391          | 290          | 150          | 150          | 112          | 20             | ...           | ...          | 48                 |
| 10 TO 14 PERCENT . . . . .         | 3 416  | 235            | 372          | 623          | 690          | 567          | 405          | 406          | 91             | 27            | ...          | 57                 |
| 15 TO 19 PERCENT . . . . .         | 3 674  | 223            | 344          | 617          | 753          | 585          | 514          | 483          | 107            | 48            | ...          | 59                 |
| 20 TO 24 PERCENT . . . . .         | 2 743  | 299            | 254          | 348          | 540          | 419          | 354          | 352          | 146            | 31            | ...          | 59                 |
| 25 TO 34 PERCENT . . . . .         | 2 853  | 365            | 287          | 366          | 541          | 394          | 359          | 402          | 112            | 27            | ...          | 58                 |
| 35 PERCENT OR MORE . . . . .       | 5 378  | 555            | 850          | 924          | 924          | 844          | 525          | 540          | 141            | 75            | ...          | 54                 |
| NOT COMPUTED . . . . .             | 1 376  | 104            | 159          | 107          | 103          | 62           | 20           | 19           | 16             | 13            | 773          | 44                 |
| AIR CONDITIONING                   |        |                |              |              |              |              |              |              |                |               |              |                    |
| ROOM UNIT(S) . . . . .             | 2 442  | 19             | 94           | 139          | 478          | 402          | 327          | 448          | 308            | 104           | 123          | 71                 |
| CENTRAL SYSTEM . . . . .           | 92     | ...            | ...          | ...          | 19           | 22           | ...          | 26           | ...            | ...           | 25           | ...                |
| NONE . . . . .                     | 18 370 | 1 849          | 2 791        | 2 986        | 3 407        | 2 595        | 1 829        | 1 755        | 519            | 37            | 602          | 54                 |
| PERSONS                            |        |                |              |              |              |              |              |              |                |               |              |                    |
| 1 PERSON . . . . .                 | 3 872  | 655            | 714          | 675          | 627          | 452          | 289          | 198          | 68             | 7             | 187          | 47                 |
| 2 PERSONS . . . . .                | 5 932  | 577            | 678          | 954          | 1 191        | 888          | 668          | 609          | 165            | 28            | 174          | 56                 |
| 3 PERSONS . . . . .                | 3 804  | 254            | 380          | 575          | 726          | 576          | 449          | 516          | 132            | 63            | 133          | 59                 |
| 4 PERSONS . . . . .                | 2 609  | 187            | 258          | 355          | 447          | 400          | 342          | 364          | 80             | 43            | 133          | 60                 |
| 5 PERSONS . . . . .                | 1 997  | 128            | 227          | 313          | 362          | 242          | 220          | 304          | 104            | 41            | 56           | 58                 |
| 6 PERSONS OR MORE . . . . .        | 2 846  | 219            | 277          | 504          | 488          | 463          | 359          | 323          | 84             | 39            | 90           | 58                 |
| MEDIAN . . . . .                   | 2.7    | 2.1            | 2.3          | 2.6          | 2.6          | 2.8          | 3.0          | 3.2          | 3.1            | 3.8           | 2.7          | ...                |
| PERSONS PER ROOM                   |        |                |              |              |              |              |              |              |                |               |              |                    |
| 0.50 OR LESS . . . . .             | 6 477  | 761            | 781          | 919          | 1 063        | 892          | 733          | 721          | 225            | 69            | 313          | 56                 |
| 0.51 TO 1.00 . . . . .             | 9 786  | 937            | 1 109        | 1 458        | 1 824        | 1 408        | 1 090        | 1 167        | 328            | 128           | 337          | 57                 |
| 1.01 OR MORE . . . . .             | 4 797  | 322            | 644          | 999          | 954          | 721          | 504          | 426          | 80             | 24            | 123          | 54                 |
| YEAR MOVED INTO UNIT               |        |                |              |              |              |              |              |              |                |               |              |                    |
| 1959 TO MARCH 1960 . . . . .       | 8 122  | 422            | 807          | 1 069        | 1 595        | 1 332        | 1 055        | 1 187        | 348            | 138           | 169          | 61                 |
| 1958 . . . . .                     | 3 234  | 289            | 351          | 486          | 609          | 545          | 315          | 411          | 96             | 36            | 96           | 57                 |
| 1950 TO 1957 . . . . .             | 7 139  | 1 011          | 977          | 1 248        | 1 135        | 893          | 765          | 613          | 159            | 39            | 299          | 52                 |
| 1940 TO 1949 . . . . .             | 1 394  | 151            | 226          | 280          | 313          | 143          | 107          | 68           | 18             | 4             | 84           | 50                 |
| 1939 OR EARLIER . . . . .          | 1 171  | 147            | 173          | 293          | 189          | 108          | 85           | 35           | 12             | 4             | 125          | 47                 |

<sup>1</sup> INCOME OF PRIMARY FAMILIES AND INDIVIDUALS.

Table B-3.—INCOME IN 1959 OF PRIMARY FAMILIES AND INDIVIDUALS IN OWNER- AND RENTER-OCCUPIED HOUSING UNITS, FOR THE CITY: 1960

[Based on sample; median not shown where base is insufficient; see text. Plus (+) or minus (-) after number indicates median above or below that number]

| SUBJECT                                   | TOTAL         | INCOME IN 1959    |                    |                    |                    |                    |                    |                    |                    |                      |                  | MEDIAN (DOLLARS) |
|---|---------------|-------------------|--------------------|--------------------|--------------------|--------------------|--------------------|--------------------|--------------------|----------------------|------------------|------------------|
|   |               | LESS THAN \$2,000 | \$2,000 TO \$2,999 | \$3,000 TO \$3,999 | \$4,000 TO \$4,999 | \$5,000 TO \$5,999 | \$6,000 TO \$6,999 | \$7,000 TO \$7,999 | \$8,000 TO \$9,999 | \$10,000 TO \$14,999 | \$15,000 OR MORE |                  |
| <b>OWNER-OCCUPIED UNITS . . . . .</b>     | <b>18 772</b> | <b>3 196</b>      | <b>1 491</b>       | <b>1 955</b>       | <b>2 057</b>       | <b>2 339</b>       | <b>1 681</b>       | <b>1 351</b>       | <b>1 984</b>       | <b>1 865</b>         | <b>853</b>       | <b>5 300</b>     |
| <b>YEAR STRUCTURE BUILT</b>               |               |                   |                    |                    |                    |                    |                    |                    |                    |                      |                  |                  |
| 1959 TO MARCH 1960 . . . . .              | 410           | 12                | 4                  | 46                 | 54                 | 54                 | 61                 | 53                 | 63                 | 38                   | 25               | 6 600            |
| 1955 TO 1958 . . . . .                    | 1 613         | 94                | 67                 | 120                | 159                | 264                | 188                | 164                | 215                | 235                  | 107              | 6 500            |
| 1950 TO 1954 . . . . .                    | 2 002         | 155               | 89                 | 198                | 217                | 251                | 218                | 156                | 279                | 297                  | 142              | 6 400            |
| 1949 OR EARLIER . . . . .                 | 14 747        | 2 935             | 1 331              | 1 591              | 1 627              | 1 770              | 1 214              | 978                | 1 427              | 1 295                | 579              | 4 900            |
| <b>VALUE</b>                              |               |                   |                    |                    |                    |                    |                    |                    |                    |                      |                  |                  |
| TOTAL . . . . .                           | 17 414        | 2 806             | 1 328              | 1 773              | 1 939              | 2 243              | 1 521              | 1 287              | 1 919              | 1 781                | 817              | 5 400            |
| LESS THAN \$5,000 . . . . .               | 3 036         | 936               | 376                | 517                | 379                | 312                | 205                | 128                | 128                | 55                   | ...              | 3 400            |
| \$5,000 TO \$7,400 . . . . .              | 4 487         | 861               | 442                | 597                | 622                | 650                | 342                | 295                | 421                | 223                  | 34               | 4 600            |
| \$7,500 TO \$9,900 . . . . .              | 3 613         | 501               | 252                | 329                | 504                | 659                | 378                | 244                | 461                | 247                  | 38               | 5 300            |
| \$10,000 TO \$12,400 . . . . .            | 2 500         | 275               | 135                | 157                | 229                | 329                | 319                | 289                | 366                | 327                  | 74               | 6 400            |
| \$12,500 TO \$14,900 . . . . .            | 1 391         | 80                | 26                 | 76                 | 83                 | 166                | 149                | 192                | 244                | 342                  | 68               | 7 700            |
| \$15,000 TO \$19,900 . . . . .            | 1 303         | 95                | 54                 | 48                 | 90                 | 69                 | 92                 | 126                | 180                | 341                  | 208              | 8 900            |
| \$20,000 TO \$24,900 . . . . .            | 573           | 19                | 23                 | 20                 | 27                 | 34                 | 32                 | 33                 | 76                 | 158                  | 151              | 10 700           |
| \$25,000 OR MORE . . . . .                | 511           | 39                | 20                 | 29                 | ...                | 24                 | 4                  | 20                 | 43                 | 88                   | 244              | 14 300           |
| <b>AIR CONDITIONING</b>                   |               |                   |                    |                    |                    |                    |                    |                    |                    |                      |                  |                  |
| ROOM UNIT(S) . . . . .                    | 5 694         | 329               | 209                | 329                | 442                | 795                | 594                | 449                | 841                | 1 169                | 537              | 7 300            |
| CENTRAL SYSTEM . . . . .                  | 753           | 22                | 42                 | 22                 | 22                 | 59                 | 60                 | 81                 | 86                 | 168                  | 191              | ...              |
| NONE . . . . .                            | 12 481        | 2 890             | 997                | 1 646              | 1 370              | 1 472              | 1 171              | 807                | 959                | 960                  | 209              | 4 500            |
| <b>AUTOMOBILES AVAILABLE</b>              |               |                   |                    |                    |                    |                    |                    |                    |                    |                      |                  |                  |
| 1 OR MORE . . . . .                       | 14 840        | 1 367             | 969                | 1 446              | 1 732              | 2 100              | 1 516              | 1 239              | 1 935              | 1 716                | 820              | 5 900            |
| NONE . . . . .                            | 3 897         | 1 827             | 556                | 496                | 356                | 252                | 133                | 125                | 93                 | 48                   | 11               | 2 200            |
| <b>PERSONS</b>                            |               |                   |                    |                    |                    |                    |                    |                    |                    |                      |                  |                  |
| 1 PERSON . . . . .                        | 1 757         | 1 055             | 243                | 158                | 109                | 90                 | 28                 | 12                 | 12                 | 34                   | 16               | 2 000-           |
| 2 PERSONS . . . . .                       | 6 108         | 1 311             | 726                | 780                | 627                | 625                | 470                | 326                | 535                | 463                  | 245              | 4 400            |
| 3 AND 4 PERSONS . . . . .                 | 7 373         | 597               | 328                | 651                | 868                | 1 085              | 829                | 666                | 999                | 941                  | 409              | 6 200            |
| 5 PERSONS . . . . .                       | 1 809         | 102               | 102                | 167                | 215                | 277                | 175                | 175                | 239                | 250                  | 107              | 6 200            |
| 6 PERSONS OR MORE . . . . .               | 1 725         | 131               | 92                 | 199                | 238                | 262                | 179                | 172                | 199                | 177                  | 76               | 5 800            |
| <b>PERSONS PER ROOM</b>                   |               |                   |                    |                    |                    |                    |                    |                    |                    |                      |                  |                  |
| 0.50 OR LESS . . . . .                    | 9 721         | 2 429             | 997                | 1 011              | 939                | 919                | 692                | 496                | 819                | 870                  | 549              | 4 900            |
| 0.51 TO 1.00 . . . . .                    | 7 701         | 623               | 389                | 755                | 883                | 1 285              | 835                | 739                | 1 055              | 918                  | 279              | 6 000            |
| 1.01 OR MORE . . . . .                    | 1 350         | 144               | 105                | 189                | 235                | 195                | 154                | 116                | 110                | 77                   | 25               | 5 000            |
| <b>YEAR MOVED INTO UNIT</b>               |               |                   |                    |                    |                    |                    |                    |                    |                    |                      |                  |                  |
| 1958 TO MARCH 1960 . . . . .              | 3 385         | 488               | 237                | 377                | 392                | 477                | 352                | 281                | 376                | 279                  | 126              | 5 400            |
| 1950 TO 1957 . . . . .                    | 7 128         | 782               | 513                | 687                | 768                | 1 002              | 733                | 608                | 832                | 824                  | 379              | 5 800            |
| 1949 OR EARLIER . . . . .                 | 8 259         | 1 926             | 741                | 891                | 897                | 860                | 596                | 462                | 776                | 762                  | 348              | 4 600            |
| <b>RENTER-OCCUPIED UNITS . . . . .</b>    | <b>21 060</b> | <b>7 302</b>      | <b>3 344</b>       | <b>3 120</b>       | <b>2 393</b>       | <b>1 862</b>       | <b>1 131</b>       | <b>689</b>         | <b>691</b>         | <b>440</b>           | <b>88</b>        | <b>3 000</b>     |
| <b>YEAR STRUCTURE BUILT</b>               |               |                   |                    |                    |                    |                    |                    |                    |                    |                      |                  |                  |
| 1959 TO MARCH 1960 . . . . .              | 366           | 60                | 35                 | 74                 | 55                 | 32                 | 36                 | 32                 | 16                 | 22                   | 4                | 4 300            |
| 1955 TO 1958 . . . . .                    | 890           | 187               | 108                | 96                 | 147                | 119                | 76                 | 75                 | 35                 | 31                   | 16               | 4 400            |
| 1950 TO 1954 . . . . .                    | 2 089         | 780               | 329                | 274                | 197                | 197                | 107                | 63                 | 73                 | 58                   | 11               | 2 800            |
| 1949 OR EARLIER . . . . .                 | 17 715        | 6 275             | 2 872              | 2 676              | 1 994              | 1 514              | 912                | 519                | 567                | 329                  | 57               | 2 900            |
| <b>GROSS RENT AS PERCENTAGE OF INCOME</b> |               |                   |                    |                    |                    |                    |                    |                    |                    |                      |                  |                  |
| TOTAL . . . . .                           | 21 060        | 7 302             | 3 344              | 3 120              | 2 393              | 1 862              | 1 131              | 689                | 691                | 440                  | 88               | 3 000            |
| LESS THAN 10 PERCENT . . . . .            | 1 620         | ...               | 43                 | 90                 | 134                | 249                | 239                | 189                | 307                | 289                  | 80               | 7 300            |
| 10 TO 14 PERCENT . . . . .                | 3 416         | 71                | 220                | 422                | 728                | 683                | 544                | 353                | 283                | 108                  | 4                | 4 500            |
| 15 TO 19 PERCENT . . . . .                | 3 674         | 223               | 549                | 1 064              | 874                | 573                | 250                | 83                 | 35                 | 23                   | ...              | 4 000            |
| 20 TO 24 PERCENT . . . . .                | 2 743         | 480               | 717                | 844                | 391                | 235                | 53                 | 16                 | 4                  | 3                    | ...              | 3 200            |
| 25 TO 34 PERCENT . . . . .                | 2 853         | 955               | 1 120              | 550                | 176                | 36                 | 8                  | ...                | 8                  | ...                  | ...              | 2 400            |
| 35 PERCENT OR MORE . . . . .              | 5 378         | 4 681             | 613                | 72                 | 12                 | ...                | ...                | ...                | ...                | ...                  | ...              | 2 000-           |
| NOT COMPUTED . . . . .                    | 1 376         | 892               | 82                 | 78                 | 78                 | 86                 | 37                 | 48                 | 54                 | 17                   | 4                | 2 000-           |
| <b>AIR CONDITIONING</b>                   |               |                   |                    |                    |                    |                    |                    |                    |                    |                      |                  |                  |
| ROOM UNIT(S) . . . . .                    | 2 442         | 365               | 316                | 233                | 329                | 300                | 272                | 194                | 269                | 104                  | 60               | 4 900            |
| CENTRAL SYSTEM . . . . .                  | 92            | 25                | ...                | ...                | 22                 | ...                | ...                | ...                | ...                | 45                   | ...              | ...              |
| NONE . . . . .                            | 18 370        | 7 473             | 2 644              | 2 564              | 2 023              | 1 566              | 745                | 491                | 624                | 219                  | 21               | 2 600            |
| <b>AUTOMOBILES AVAILABLE</b>              |               |                   |                    |                    |                    |                    |                    |                    |                    |                      |                  |                  |
| 1 OR MORE . . . . .                       | 10 488        | 1 616             | 1 541              | 1 902              | 1 629              | 1 358              | 936                | 553                | 530                | 361                  | 62               | 4 100            |
| NONE . . . . .                            | 10 607        | 5 549             | 1 897              | 1 284              | 793                | 493                | 224                | 137                | 117                | 87                   | 26               | 2 000-           |
| <b>PERSONS</b>                            |               |                   |                    |                    |                    |                    |                    |                    |                    |                      |                  |                  |
| 1 PERSON . . . . .                        | 3 872         | 2 244             | 547                | 456                | 230                | 189                | 48                 | 78                 | 50                 | 26                   | 4                | 2 000-           |
| 2 PERSONS . . . . .                       | 5 932         | 2 215             | 981                | 784                | 583                | 476                | 358                | 190                | 183                | 126                  | 36               | 2 800            |
| 3 AND 4 PERSONS . . . . .                 | 6 413         | 1 684             | 1 063              | 1 052              | 941                | 651                | 390                | 217                | 251                | 144                  | 20               | 3 400            |
| 5 PERSONS . . . . .                       | 1 997         | 491               | 251                | 347                | 268                | 238                | 162                | 100                | 75                 | 53                   | 12               | 3 700            |
| 6 PERSONS OR MORE . . . . .               | 2 846         | 668               | 502                | 481                | 371                | 308                | 173                | 104                | 132                | 91                   | 16               | 3 500            |
| <b>PERSONS PER ROOM</b>                   |               |                   |                    |                    |                    |                    |                    |                    |                    |                      |                  |                  |
| 0.50 OR LESS . . . . .                    | 6 477         | 3 005             | 987                | 720                | 522                | 416                | 274                | 192                | 172                | 157                  | 32               | 2 200            |
| 0.51 TO 1.00 . . . . .                    | 9 786         | 2 935             | 1 515              | 1 575              | 1 226              | 985                | 605                | 369                | 365                | 183                  | 28               | 3 300            |
| 1.01 OR MORE . . . . .                    | 4 797         | 1 362             | 842                | 825                | 645                | 461                | 252                | 128                | 154                | 100                  | 28               | 3 200            |
| <b>YEAR MOVED INTO UNIT</b>               |               |                   |                    |                    |                    |                    |                    |                    |                    |                      |                  |                  |
| 1958 TO MARCH 1960 . . . . .              | 11 356        | 3 447             | 1 904              | 1 805              | 1 308              | 1 080              | 694                | 442                | 379                | 254                  | 43               | 3 200            |
| 1950 TO 1957 . . . . .                    | 7 139         | 2 753             | 1 056              | 1 006              | 875                | 554                | 315                | 179                | 232                | 132                  | 37               | 2 800            |
| 1949 OR EARLIER . . . . .                 | 2 565         | 1 102             | 384                | 309                | 210                | 228                | 122                | 68                 | 80                 | 54                   | 8                | 2 500            |



Table B-4.—CONDITION AND PLUMBING FACILITIES FOR OWNER- AND RENTER-OCCUPIED HOUSING UNITS, FOR THE CITY, 1960

[Based on sample; see text. Median not shown where base is less than 200; plus (+) or minus (-) after number indicates median above or below that number]

| SUBJECT                            | TOTAL  | CONDITION AND PLUMBING FACILITIES |                              |                                |               |                              |                                |             |
|------------------------------------|--------|-----------------------------------|------------------------------|--------------------------------|---------------|------------------------------|--------------------------------|-------------|
|                                    |        | SOUND                             |                              |                                | DETERIORATING |                              |                                | DILAPIDATED |
|                                    |        | TOTAL                             | WITH ALL PLUMBING FACILITIES | LACKING SOME OR ALL FACILITIES | TOTAL         | WITH ALL PLUMBING FACILITIES | LACKING SOME OR ALL FACILITIES |             |
| OWNER-OCCUPIED UNITS . . . . .     | 18 772 | 15 853                            | 15 575                       | 278                            | 2 397         | 2 064                        | 333                            | 522         |
| YEAR STRUCTURE BUILT               |        |                                   |                              |                                |               |                              |                                |             |
| 1959 TO MARCH 1960 . . . . .       | 410    | 390                               | 390                          | ...                            | 20            | 12                           | 8                              | ...         |
| 1955 TO 1958 . . . . .             | 1 613  | 1 599                             | 1 599                        | ...                            | 11            | 11                           | ...                            | 3           |
| 1950 TO 1954 . . . . .             | 2 002  | 1 910                             | 1 902                        | 8                              | 62            | 50                           | 12                             | 30          |
| 1940 TO 1949 . . . . .             | 3 150  | 2 904                             | 2 881                        | 23                             | 187           | 163                          | 24                             | 59          |
| 1939 OR EARLIER . . . . .          | 11 597 | 9 050                             | 8 803                        | 247                            | 2 117         | 1 828                        | 289                            | 430         |
| INCOME IN 1959 <sup>1</sup>        |        |                                   |                              |                                |               |                              |                                |             |
| LESS THAN \$2,000 . . . . .        | 3 196  | 2 333                             | 2 218                        | 115                            | 648           | 479                          | 169                            | 215         |
| \$2,000 TO \$2,999 . . . . .       | 1 491  | 1 142                             | 1 107                        | 35                             | 280           | 239                          | 41                             | 69          |
| \$3,000 TO \$3,999 . . . . .       | 1 955  | 1 435                             | 1 407                        | 28                             | 427           | 353                          | 74                             | 93          |
| \$4,000 TO \$4,999 . . . . .       | 2 057  | 1 710                             | 1 674                        | 36                             | 287           | 259                          | 28                             | 60          |
| \$5,000 TO \$5,999 . . . . .       | 2 339  | 2 095                             | 2 064                        | 31                             | 209           | 198                          | 11                             | 35          |
| \$6,000 TO \$6,999 . . . . .       | 1 681  | 1 502                             | 1 486                        | 16                             | 161           | 157                          | 4                              | 18          |
| \$7,000 TO \$7,999 . . . . .       | 1 351  | 1 224                             | 1 220                        | 4                              | 122           | 122                          | ...                            | 5           |
| \$8,000 TO \$9,999 . . . . .       | 1 984  | 1 781                             | 1 777                        | 4                              | 180           | 174                          | 6                              | 23          |
| \$10,000 TO \$14,999 . . . . .     | 1 865  | 1 778                             | 1 769                        | 9                              | 83            | 83                           | ...                            | 4           |
| \$15,000 OR MORE . . . . .         | 853    | 853                               | 853                          | ...                            | ...           | ...                          | ...                            | ...         |
| MEDIAN . . . . . DOLLARS . . . . . | 5 300  | 5 600                             | 5 700                        | 2 700                          | 3 600         | 3 900                        | 2 000-                         | 2 700       |
| VALUE-INCOME RATIO                 |        |                                   |                              |                                |               |                              |                                |             |
| TOTAL . . . . .                    | 17 414 | 14 789                            | 14 573                       | 216                            | 2 134         | 1 816                        | 318                            | 491         |
| LESS THAN 1.5 . . . . .            | 8 037  | 6 680                             | 6 602                        | 78                             | 1 136         | 1 035                        | 101                            | 221         |
| 1.5 TO 1.9 . . . . .               | 3 061  | 2 777                             | 2 746                        | 31                             | 240           | 207                          | 33                             | 44          |
| 2.0 TO 2.4 . . . . .               | 1 753  | 1 516                             | 1 492                        | 24                             | 213           | 173                          | 40                             | 24          |
| 2.5 TO 2.9 . . . . .               | 895    | 798                               | 794                          | 4                              | 72            | 52                           | 20                             | 25          |
| 3.0 TO 3.9 . . . . .               | 1 051  | 920                               | 879                          | 41                             | 98            | 70                           | 28                             | 33          |
| 4.0 OR MORE . . . . .              | 2 290  | 1 837                             | 1 803                        | 34                             | 325           | 233                          | 92                             | 128         |
| NOT COMPUTED . . . . .             | 327    | 261                               | 257                          | 4                              | 50            | 46                           | 4                              | 16          |
| PERSONS                            |        |                                   |                              |                                |               |                              |                                |             |
| 1 PERSON . . . . .                 | 1 757  | 1 411                             | 1 335                        | 76                             | 269           | 197                          | 72                             | 77          |
| 2 PERSONS . . . . .                | 6 108  | 5 278                             | 5 186                        | 92                             | 686           | 609                          | 77                             | 144         |
| 3 PERSONS . . . . .                | 4 066  | 3 551                             | 3 523                        | 28                             | 421           | 355                          | 66                             | 94          |
| 4 PERSONS . . . . .                | 3 307  | 2 905                             | 2 860                        | 45                             | 371           | 339                          | 32                             | 31          |
| 5 PERSONS . . . . .                | 1 809  | 1 524                             | 1 512                        | 12                             | 250           | 223                          | 27                             | 35          |
| 6 PERSONS OR MORE . . . . .        | 1 725  | 1 184                             | 1 159                        | 25                             | 400           | 341                          | 59                             | 141         |
| MEDIAN . . . . .                   | 2.9    | 2.8                               | 2.9                          | 2.2                            | 3.1           | 3.1                          | 2.8                            | 2.9         |
| PERSONS PER ROOM                   |        |                                   |                              |                                |               |                              |                                |             |
| 0.50 OR LESS . . . . .             | 9 721  | 8 496                             | 8 336                        | 160                            | 1 027         | 868                          | 159                            | 198         |
| 0.51 TO 1.00 . . . . .             | 7 701  | 6 555                             | 6 458                        | 97                             | 975           | 864                          | 111                            | 171         |
| 1.01 OR MORE . . . . .             | 1 350  | 802                               | 781                          | 21                             | 395           | 332                          | 63                             | 153         |
| RENTER-OCCUPIED UNITS . . . . .    | 21 060 | 12 767                            | 11 507                       | 1 260                          | 5 820         | 3 235                        | 2 585                          | 2 473       |
| YEAR STRUCTURE BUILT               |        |                                   |                              |                                |               |                              |                                |             |
| 1959 TO MARCH 1960 . . . . .       | 366    | 356                               | 352                          | 4                              | 10            | 10                           | ...                            | ...         |
| 1955 TO 1958 . . . . .             | 890    | 813                               | 793                          | 20                             | 65            | 41                           | 24                             | 12          |
| 1950 TO 1954 . . . . .             | 2 089  | 1 930                             | 1 895                        | 35                             | 126           | 99                           | 27                             | 33          |
| 1940 TO 1949 . . . . .             | 2 106  | 1 617                             | 1 552                        | 65                             | 355           | 290                          | 65                             | 134         |
| 1939 OR EARLIER . . . . .          | 15 609 | 8 051                             | 6 915                        | 1 136                          | 5 264         | 2 795                        | 2 469                          | 2 294       |
| INCOME IN 1959 <sup>1</sup>        |        |                                   |                              |                                |               |                              |                                |             |
| LESS THAN \$2,000 . . . . .        | 7 302  | 3 802                             | 3 128                        | 674                            | 2 185         | 879                          | 1 306                          | 1 315       |
| \$2,000 TO \$2,999 . . . . .       | 3 344  | 1 954                             | 1 753                        | 201                            | 1 026         | 615                          | 411                            | 364         |
| \$3,000 TO \$3,999 . . . . .       | 3 120  | 1 891                             | 1 729                        | 162                            | 901           | 573                          | 328                            | 328         |
| \$4,000 TO \$4,999 . . . . .       | 2 393  | 1 505                             | 1 404                        | 101                            | 681           | 417                          | 264                            | 207         |
| \$5,000 TO \$5,999 . . . . .       | 1 862  | 1 361                             | 1 307                        | 54                             | 390           | 260                          | 130                            | 111         |
| \$6,000 TO \$6,999 . . . . .       | 1 131  | 836                               | 808                          | 28                             | 224           | 169                          | 55                             | 71          |
| \$7,000 TO \$7,999 . . . . .       | 689    | 507                               | 483                          | 24                             | 147           | 115                          | 32                             | 35          |
| \$8,000 TO \$9,999 . . . . .       | 691    | 510                               | 498                          | 12                             | 167           | 131                          | 36                             | 14          |
| \$10,000 TO \$14,999 . . . . .     | 440    | 325                               | 325                          | ...                            | 95            | 72                           | 23                             | 20          |
| \$15,000 OR MORE . . . . .         | 88     | 76                                | 72                           | 4                              | 4             | 4                            | ...                            | 8           |
| MEDIAN . . . . . DOLLARS . . . . . | 3 000  | 3 300                             | 3 500                        | 2 000-                         | 2 700         | 3 200                        | 2 000-                         | 2 000-      |
| GROSS RENT AS PERCENTAGE OF INCOME |        |                                   |                              |                                |               |                              |                                |             |
| TOTAL . . . . .                    | 21 060 | 12 767                            | 11 507                       | 1 260                          | 5 820         | 3 235                        | 2 585                          | 2 473       |
| LESS THAN 10 PERCENT . . . . .     | 1 620  | 929                               | 832                          | 97                             | 496           | 265                          | 231                            | 195         |
| 10 TO 14 PERCENT . . . . .         | 3 416  | 2 243                             | 2 105                        | 138                            | 894           | 510                          | 384                            | 279         |
| 15 TO 19 PERCENT . . . . .         | 3 674  | 2 428                             | 2 253                        | 175                            | 918           | 534                          | 304                            | 328         |
| 20 TO 24 PERCENT . . . . .         | 2 743  | 1 859                             | 1 735                        | 124                            | 658           | 452                          | 206                            | 226         |
| 25 TO 34 PERCENT . . . . .         | 2 853  | 1 784                             | 1 617                        | 167                            | 761           | 472                          | 289                            | 308         |
| 35 PERCENT OR MORE . . . . .       | 5 378  | 2 676                             | 2 272                        | 404                            | 1 762         | 849                          | 913                            | 940         |
| NOT COMPUTED . . . . .             | 1 376  | 848                               | 693                          | 153                            | 331           | 153                          | 178                            | 197         |
| PERSONS                            |        |                                   |                              |                                |               |                              |                                |             |
| 1 PERSON . . . . .                 | 3 872  | 2 520                             | 2 127                        | 393                            | 868           | 346                          | 522                            | 484         |
| 2 PERSONS . . . . .                | 5 932  | 3 809                             | 3 452                        | 357                            | 1 514         | 814                          | 700                            | 609         |
| 3 PERSONS . . . . .                | 3 804  | 2 397                             | 2 221                        | 176                            | 1 070         | 646                          | 424                            | 337         |
| 4 PERSONS . . . . .                | 2 609  | 1 639                             | 1 527                        | 112                            | 726           | 455                          | 271                            | 244         |
| 5 PERSONS . . . . .                | 1 997  | 1 144                             | 1 043                        | 101                            | 585           | 328                          | 257                            | 268         |
| 6 PERSONS OR MORE . . . . .        | 2 846  | 1 258                             | 1 137                        | 121                            | 1 057         | 646                          | 411                            | 531         |
| MEDIAN . . . . .                   | 2.7    | 2.5                               | 2.6                          | 2.2                            | 3.0           | 3.2                          | 2.7                            | 2.9         |
| PERSONS PER ROOM                   |        |                                   |                              |                                |               |                              |                                |             |
| 0.50 OR LESS . . . . .             | 6 477  | 4 450                             | 4 076                        | 374                            | 1 412         | 810                          | 602                            | 615         |
| 0.51 TO 1.00 . . . . .             | 9 786  | 6 211                             | 5 618                        | 593                            | 2 645         | 1 511                        | 1 134                          | 930         |
| 1.01 OR MORE . . . . .             | 4 797  | 2 106                             | 1 813                        | 293                            | 1 763         | 914                          | 849                            | 928         |

<sup>1</sup> INCOME OF PRIMARY FAMILIES AND INDIVIDUALS.

Table B-5.—ROOMS IN OWNER- AND RENTER-OCCUPIED HOUSING UNITS, FOR THE CITY: 1960

[Based on sample; median not shown where base is insufficient; see text. Plus (+) after number indicates median above that number]

| SUBJECT                                  | TOTAL  | 1 ROOM | 2 ROOMS | 3 ROOMS | 4 ROOMS | 5 ROOMS | 6 ROOMS | 7 ROOMS | 8 ROOMS OR MORE | MEDIAN |
|--|--------|--------|---------|---------|---------|---------|---------|---------|-----------------|--------|
| OWNER-OCCUPIED UNITS . . . . .           | 18 772 | 22     | 91      | 617     | 3 013   | 6 570   | 5 097   | 1 877   | 1 485           | 5.4    |
| BEDROOMS                                 |        |        |         |         |         |         |         |         |                 |        |
| 0 TO 2 . . . . .                         | 10 075 | 41     | 200     | 717     | 2 578   | 4 789   | 1 541   | 107     | 102             | 4.8    |
| 3 . . . . .                              | 6 814  | ...    | ...     | ...     | 81      | 1 703   | 3 308   | 1 321   | 401             | 6.0    |
| 4 OR MORE . . . . .                      | 2 039  | ...    | ...     | ...     | 84      | 108     | 445     | 402     | 1 000           | 7.5    |
| BATHROOMS                                |        |        |         |         |         |         |         |         |                 |        |
| 1 . . . . .                              | 14 195 | 8      | 48      | 447     | 2 728   | 5 885   | 3 742   | 889     | 448             | 5.2    |
| MORE THAN 1 . . . . .                    | 3 575  | ...    | ...     | 10      | 69      | 458     | 1 168   | 979     | 991             | 6.6    |
| SHARED OR NONE . . . . .                 | 867    | 9      | 21      | 140     | 248     | 254     | 133     | 34      | 28              | 4.6    |
| YEAR STRUCTURE BUILT                     |        |        |         |         |         |         |         |         |                 |        |
| 1959 TO MARCH 1960 . . . . .             | 410    | ...    | ...     | 4       | 66      | 178     | 138     | 20      | 4               | 5.3    |
| 1955 TO 1958 . . . . .                   | 1 613  | ...    | 4       | 34      | 321     | 614     | 453     | 154     | 33              | 5.2    |
| 1950 TO 1954 . . . . .                   | 2 002  | 7      | 8       | 32      | 337     | 756     | 583     | 192     | 87              | 5.3    |
| 1940 TO 1949 . . . . .                   | 3 150  | ...    | 19      | 104     | 579     | 1 119   | 882     | 261     | 186             | 5.3    |
| 1939 OR EARLIER . . . . .                | 11 597 | 15     | 60      | 443     | 1 710   | 3 903   | 3 041   | 1 250   | 1 175           | 5.4    |
| CONDITION AND PLUMBING                   |        |        |         |         |         |         |         |         |                 |        |
| SOUND . . . . .                          | 15 853 | 12     | 46      | 371     | 2 207   | 5 713   | 4 504   | 1 661   | 1 339           | 5.4    |
| WITH ALL PLUMBING FACILITIES . . . . .   | 15 575 | 12     | 35      | 327     | 2 130   | 5 615   | 4 480   | 1 649   | 1 327           | 5.4    |
| LACKING SOME OR ALL FACILITIES . . . . . | 278    | ...    | 11      | 44      | 77      | 98      | 24      | 12      | 12              | 4.6    |
| DETERIORATING . . . . .                  | 2 397  | ...    | 31      | 175     | 626     | 726     | 499     | 208     | 132             | 5.0    |
| WITH ALL PLUMBING FACILITIES . . . . .   | 2 064  | ...    | 31      | 121     | 510     | 638     | 443     | 197     | 124             | 5.1    |
| LACKING SOME OR ALL FACILITIES . . . . . | 333    | ...    | ...     | 54      | 116     | 88      | 56      | 11      | 8               | 4.5    |
| DILAPIDATED . . . . .                    | 522    | 10     | 14      | 71      | 180     | 131     | 94      | 8       | 14              | 4.4    |
| VALUE-INCOME RATIO                       |        |        |         |         |         |         |         |         |                 |        |
| TOTAL . . . . .                          | 17 414 | 7      | 54      | 357     | 2 640   | 6 246   | 4 906   | 1 803   | 1 401           | 5.4    |
| LESS THAN 1.5 . . . . .                  | 8 037  | 4      | 27      | 128     | 1 256   | 2 967   | 2 290   | 774     | 591             | 5.4    |
| 1.5 TO 1.9 . . . . .                     | 3 061  | 3      | 7       | 44      | 409     | 1 152   | 897     | 348     | 245             | 5.4    |
| 2.0 TO 2.9 . . . . .                     | 2 648  | ...    | 7       | 55      | 355     | 971     | 755     | 289     | 216             | 5.4    |
| 3.0 OR MORE . . . . .                    | 3 341  | ...    | 17      | 118     | 568     | 1 032   | 917     | 376     | 313             | 5.4    |
| NOT COMPUTED . . . . .                   | 327    | ...    | ...     | 12      | 92      | 124     | 87      | 16      | 36              | 5.3    |
| PERSONS                                  |        |        |         |         |         |         |         |         |                 |        |
| 1 PERSON . . . . .                       | 1 757  | 14     | 32      | 205     | 347     | 616     | 359     | 98      | 86              | 5.0    |
| 2 PERSONS . . . . .                      | 6 108  | 4      | 50      | 269     | 1 091   | 2 332   | 1 468   | 565     | 329             | 5.2    |
| 3 PERSONS . . . . .                      | 4 066  | 4      | 3       | 72      | 645     | 1 481   | 1 166   | 384     | 311             | 5.4    |
| 4 PERSONS . . . . .                      | 3 307  | ...    | ...     | 35      | 444     | 1 130   | 1 024   | 385     | 289             | 5.5    |
| 5 PERSONS . . . . .                      | 1 809  | ...    | 3       | 16      | 240     | 499     | 562     | 251     | 238             | 5.8    |
| 6 PERSONS OR MORE . . . . .              | 1 725  | ...    | 3       | 20      | 246     | 512     | 518     | 194     | 232             | 5.7    |
| MEDIAN . . . . .                         | 2.9    | ...    | ...     | 1.9     | 2.6     | 2.7     | 3.1     | 3.2     | 3.6             | ...    |
| RENTER-OCCUPIED UNITS . . . . .          | 21 060 | 631    | 1 718   | 7 013   | 6 780   | 3 100   | 1 272   | 361     | 185             | 3.7    |
| BEDROOMS                                 |        |        |         |         |         |         |         |         |                 |        |
| NONE . . . . .                           | 1 057  | 711    | 220     | 126     | ...     | ...     | ...     | ...     | ...             | 1.2    |
| 1 . . . . .                              | 7 760  | ...    | 1 309   | 5 318   | 949     | 145     | ...     | ...     | 39              | 3.0    |
| 2 . . . . .                              | 8 937  | ...    | 142     | 1 600   | 5 276   | 1 607   | 285     | 39      | 38              | 4.0    |
| 3 OR MORE . . . . .                      | 3 130  | ...    | ...     | ...     | 345     | 1 127   | 1 098   | 256     | 302             | 5.6    |
| BATHROOMS                                |        |        |         |         |         |         |         |         |                 |        |
| 1 . . . . .                              | 14 775 | 216    | 893     | 4 261   | 5 529   | 2 691   | 936     | 213     | 36              | 3.9    |
| MORE THAN 1 . . . . .                    | 628    | ...    | 21      | 41      | 111     | 81      | 176     | 127     | 71              | 5.8    |
| SHARED OR NONE . . . . .                 | 5 692  | 394    | 824     | 2 690   | 1 225   | 361     | 135     | 33      | 30              | 3.1    |
| YEAR STRUCTURE BUILT                     |        |        |         |         |         |         |         |         |                 |        |
| 1959 TO MARCH 1960 . . . . .             | 366    | ...    | ...     | 25      | 311     | 22      | 8       | ...     | ...             | 4.0    |
| 1955 TO 1958 . . . . .                   | 890    | 13     | 15      | 195     | 547     | 63      | 37      | 20      | ...             | 3.9    |
| 1950 TO 1954 . . . . .                   | 2 089  | 8      | 89      | 324     | 911     | 529     | 174     | 90      | 4               | 4.2    |
| 1940 TO 1949 . . . . .                   | 2 106  | 35     | 143     | 619     | 802     | 328     | 154     | 9       | 16              | 3.6    |
| 1939 OR EARLIER . . . . .                | 15 609 | 575    | 1 471   | 5 850   | 4 209   | 2 158   | 899     | 282     | 165             | 3.5    |
| CONDITION AND PLUMBING                   |        |        |         |         |         |         |         |         |                 |        |
| SOUND . . . . .                          | 12 767 | 371    | 885     | 3 649   | 4 503   | 2 132   | 876     | 230     | 121             | 3.8    |
| WITH ALL PLUMBING FACILITIES . . . . .   | 11 507 | 214    | 710     | 3 126   | 4 217   | 2 057   | 896     | 218     | 109             | 3.9    |
| LACKING SOME OR ALL FACILITIES . . . . . | 1 260  | 157    | 175     | 523     | 286     | 75      | 20      | 12      | 12              | 3.1    |
| DETERIORATING . . . . .                  | 5 820  | 171    | 505     | 2 251   | 1 702   | 723     | 317     | 103     | 48              | 3.5    |
| WITH ALL PLUMBING FACILITIES . . . . .   | 3 235  | 16     | 182     | 988     | 1 130   | 574     | 226     | 83      | 36              | 3.9    |
| LACKING SOME OR ALL FACILITIES . . . . . | 2 585  | 155    | 323     | 1 263   | 572     | 149     | 91      | 20      | 12              | 3.1    |
| DILAPIDATED . . . . .                    | 2 473  | 89     | 328     | 1 113   | 575     | 245     | 79      | 28      | 16              | 3.2    |
| GROSS RENT AS PERCENTAGE OF INCOME       |        |        |         |         |         |         |         |         |                 |        |
| TOTAL . . . . .                          | 21 060 | 631    | 1 718   | 7 013   | 6 780   | 3 100   | 1 272   | 361     | 185             | 3.7    |
| LESS THAN 10 PERCENT . . . . .           | 1 620  | 104    | 167     | 544     | 442     | 217     | 101     | 29      | 16              | 3.5    |
| 10 TO 14 PERCENT . . . . .               | 3 416  | 61     | 211     | 1 109   | 1 162   | 579     | 216     | 58      | 20              | 3.8    |
| 15 TO 19 PERCENT . . . . .               | 3 674  | 85     | 260     | 1 053   | 1 259   | 669     | 259     | 55      | 34              | 3.8    |
| 20 TO 24 PERCENT . . . . .               | 2 743  | 24     | 181     | 768     | 1 023   | 489     | 192     | 62      | 4               | 3.9    |
| 25 TO 34 PERCENT . . . . .               | 2 853  | 45     | 162     | 991     | 1 035   | 405     | 157     | 38      | 20              | 3.7    |
| 35 PERCENT OR MORE . . . . .             | 5 378  | 208    | 539     | 2 174   | 1 583   | 543     | 228     | 67      | 36              | 3.4    |
| NOT COMPUTED . . . . .                   | 1 376  | 104    | 198     | 374     | 276     | 198     | 119     | 52      | 55              | 3.5    |
| PERSONS                                  |        |        |         |         |         |         |         |         |                 |        |
| 1 PERSON . . . . .                       | 3 872  | 486    | 699     | 1 743   | 724     | 161     | 39      | 12      | 8               | 2.9    |
| 2 PERSONS . . . . .                      | 5 932  | 102    | 641     | 2 406   | 2 012   | 554     | 160     | 25      | 32              | 3.4    |
| 3 PERSONS . . . . .                      | 3 804  | 27     | 210     | 1 233   | 1 462   | 594     | 186     | 50      | 42              | 3.8    |
| 4 PERSONS . . . . .                      | 2 609  | 8      | 118     | 594     | 1 093   | 536     | 180     | 50      | 30              | 4.0    |
| 5 PERSONS . . . . .                      | 1 997  | 8      | 33      | 504     | 615     | 477     | 278     | 52      | 30              | 4.2    |
| 6 PERSONS OR MORE . . . . .              | 2 846  | ...    | 17      | 533     | 874     | 778     | 429     | 172     | 43              | 4.5    |
| MEDIAN . . . . .                         | 2.7    | 1.1    | 1.7     | 2.2     | 2.9     | 3.9     | 4.8     | 5.3     | ...             | ...    |

Table B-6.—UNITS IN STRUCTURE FOR OWNER- AND RENTER-OCCUPIED HOUSING UNITS, FOR THE CITY: 1960

[Based on sample; median not shown where base is insufficient; see text. Plus (+) or minus (-) after number indicates median above or below that number]

| SUBJECT                                    | OWNER OCCUPIED |        |                 |          | RENTER OCCUPIED |        |         |               |               |                  |          | ELEVATOR IN STRUCTURE |
|--|----------------|--------|-----------------|----------|-----------------|--------|---------|---------------|---------------|------------------|----------|-----------------------|
|  | TOTAL          | 1 UNIT | 2 UNITS OR MORE | TRAILERS | TOTAL           | 1 UNIT | 2 UNITS | 3 AND 4 UNITS | 5 TO 19 UNITS | 20 UNITS OR MORE | TRAILERS |                       |
| ALL OCCUPIED UNITS . . . . .               | 18 737         | 17 564 | 1 032           | 141      | 21 095          | 11 918 | 3 409   | 2 102         | 2 558         | 1 071            | 37       | 332                   |
| ROOMS                                      |                |        |                 |          |                 |        |         |               |               |                  |          |                       |
| 1 ROOM . . . . .                           | 17             | 6      | 4               | 7        | 610             | 166    | 59      | 98            | 161           | 121              | 5        | 100                   |
| 2 ROOMS . . . . .                          | 69             | 42     | 15              | 12       | 1 738           | 665    | 254     | 270           | 408           | 133              | 8        | 41                    |
| 3 ROOMS . . . . .                          | 597            | 366    | 172             | 59       | 6 992           | 3 455  | 1 491   | 862           | 874           | 297              | 13       | 62                    |
| 4 ROOMS . . . . .                          | 3 045          | 2 696  | 290             | 59       | 6 865           | 4 196  | 1 126   | 634           | 517           | 385              | 7        | 83                    |
| 5 ROOMS . . . . .                          | 6 597          | 6 339  | 254             | 4        | 3 133           | 2 088  | 360     | 193           | 383           | 105              | 4        | 46                    |
| 6 ROOMS . . . . .                          | 5 043          | 4 855  | 188             | ...      | 1 247           | 935    | 90      | 35            | 157           | 30               | ...      | ...                   |
| 7 ROOMS OR MORE . . . . .                  | 3 369          | 3 269  | 109             | ...      | 510             | 413    | 29      | 10            | 58            | ...              | ...      | ...                   |
| MEDIAN . . . . .                           | 5.4            | 5.4    | 4.6             | ...      | 3.7             | 3.9    | 3.4     | 3.3           | 3.3           | 3.4              | ...      | 2.9                   |
| YEAR STRUCTURE BUILT                       |                |        |                 |          |                 |        |         |               |               |                  |          |                       |
| 1959 TO MARCH 1960 . . . . .               | 413            | 382    | 6               | 25       | 377             | 190    | 154     | 24            | 5             | ...              | 4        | ...                   |
| 1955 TO 1958 . . . . .                     | 1 591          | 1 513  | 15              | 63       | 888             | 527    | 206     | 54            | 97            | ...              | 4        | ...                   |
| 1950 TO 1954 . . . . .                     | 2 051          | 1 985  | 42              | 24       | 2 116           | 1 178  | 154     | 123           | 575           | 78               | 8        | 23                    |
| 1940 TO 1949 . . . . .                     | 3 118          | 3 037  | 65              | 16       | 2 122           | 1 176  | 188     | 197           | 56            | 487              | 18       | ...                   |
| 1939 OR EARLIER . . . . .                  | 11 564         | 10 647 | 904             | 13       | 15 592          | 8 847  | 2 707   | 1 704         | 1 825         | 506              | 3        | 309                   |
| CONDITION AND PLUMBING                     |                |        |                 |          |                 |        |         |               |               |                  |          |                       |
| SOUND . . . . .                            | 15 842         | 14 871 | 855             | 116      | 12 894          | 6 826  | 1 848   | 1 278         | 1 947         | 976              | 19       | 288                   |
| WITH ALL PLUMBING FACIL. . . . .           | 15 557         | 14 649 | 792             | 116      | 11 630          | 6 123  | 1 623   | 1 133         | 1 781         | 954              | 16       | 266                   |
| LACKING SOME OR ALL FACIL. . . . .         | 285            | 222    | 63              | ...      | 1 264           | 703    | 225     | 145           | 166           | 22               | 3        | 22                    |
| DETERIORATING . . . . .                    | 2 377          | 2 205  | 154             | 18       | 5 694           | 3 328  | 1 175   | 605           | 500           | 68               | 18       | 22                    |
| WITH ALL PLUMBING FACIL. . . . .           | 2 043          | 1 886  | 139             | 18       | 3 178           | 1 996  | 548     | 358           | 256           | 20               | ...      | ...                   |
| LACKING SOME OR ALL FACIL. . . . .         | 334            | 319    | 15              | ...      | 2 516           | 1 332  | 627     | 247           | 244           | 48               | 18       | 22                    |
| DILAPIDATED . . . . .                      | 518            | 488    | 23              | 7        | 2 507           | 1 764  | 386     | 219           | 111           | 27               | ...      | 22                    |
| GROSS RENT                                 |                |        |                 |          |                 |        |         |               |               |                  |          |                       |
| TOTAL . . . . .                            | ...            | ...    | ...             | ...      | 21 095          | 11 918 | 3 409   | 2 102         | 2 558         | 1 071            | 37       | 332                   |
| LESS THAN \$30 . . . . .                   | ...            | ...    | ...             | ...      | 2 064           | 1 034  | 147     | 85            | 449           | 349              | ...      | 43                    |
| \$30 TO \$39 . . . . .                     | ...            | ...    | ...             | ...      | 2 448           | 1 302  | 456     | 224           | 361           | 96               | 9        | 21                    |
| \$40 TO \$49 . . . . .                     | ...            | ...    | ...             | ...      | 3 429           | 1 836  | 588     | 397           | 474           | 125              | 9        | 31                    |
| \$50 TO \$59 . . . . .                     | ...            | ...    | ...             | ...      | 3 840           | 1 940  | 741     | 445           | 520           | 194              | ...      | 47                    |
| \$60 TO \$69 . . . . .                     | ...            | ...    | ...             | ...      | 3 054           | 1 764  | 518     | 336           | 310           | 122              | 4        | 49                    |
| \$70 TO \$79 . . . . .                     | ...            | ...    | ...             | ...      | 2 348           | 1 376  | 360     | 292           | 212           | 104              | 4        | 26                    |
| \$80 TO \$99 . . . . .                     | ...            | ...    | ...             | ...      | 2 315           | 1 504  | 398     | 232           | 145           | 36               | ...      | 59                    |
| \$100 TO \$119 . . . . .                   | ...            | ...    | ...             | ...      | 581             | 434    | 57      | 26            | 35            | 25               | 4        | 30                    |
| \$120 OR MORE . . . . .                    | ...            | ...    | ...             | ...      | 239             | 191    | 38      | 5             | 5             | ...              | ...      | 5                     |
| NO CASH RENT . . . . .                     | ...            | ...    | ...             | ...      | 777             | 537    | 106     | 60            | 47            | 20               | 7        | 21                    |
| MEDIAN . . . . . DOLLARS . . . . .         | ...            | ...    | ...             | ...      | 56              | 58     | 56      | 57            | 49            | 46               | ...      | 63                    |
| HEATING EQUIPMENT                          |                |        |                 |          |                 |        |         |               |               |                  |          |                       |
| STEAM OR HOT WATER . . . . .               | 596            | 499    | 97              | ...      | 1 843           | 270    | 92      | 251           | 780           | 450              | ...      | 286                   |
| WARM AIR FURNACE . . . . .                 | 4 432          | 4 182  | 225             | 25       | 1 856           | 1 021  | 243     | 308           | 280           | ...              | 4        | 12                    |
| FLOOR, WALL, OR PIPELESS FURNACE . . . . . | 1 515          | 1 406  | 90              | 19       | 1 010           | 545    | 193     | 106           | 162           | 4                | ...      | ...                   |
| BUILT-IN ELECTRIC UNIT . . . . .           | 6 116          | 5 973  | 139             | 4        | 4 498           | 2 816  | 634     | 317           | 165           | 557              | 9        | 19                    |
| OTHER MEANS WITH FLUE . . . . .            | 4 119          | 3 694  | 360             | 65       | 9 083           | 5 999  | 1 727   | 830           | 480           | 30               | 17       | 5                     |
| OTHER MEANS WITHOUT FLUE . . . . .         | 1 923          | 1 774  | 121             | 28       | 2 740           | 1 217  | 510     | 290           | 686           | 30               | 7        | 10                    |
| NONE . . . . .                             | 36             | 36     | ...             | ...      | 65              | 50     | 10      | ...           | 5             | ...              | ...      | ...                   |
| PERSONS                                    |                |        |                 |          |                 |        |         |               |               |                  |          |                       |
| 1 PERSON . . . . .                         | 1 835          | 1 551  | 269             | 15       | 3 819           | 1 589  | 575     | 435           | 765           | 450              | 5        | 200                   |
| 2 PERSONS . . . . .                        | 6 059          | 5 618  | 373             | 68       | 5 912           | 3 027  | 1 049   | 774           | 685           | 365              | 12       | 108                   |
| 3 PERSONS . . . . .                        | 4 021          | 3 800  | 192             | 29       | 3 830           | 2 289  | 753     | 345           | 332           | 106              | 5        | 14                    |
| 4 PERSONS . . . . .                        | 3 288          | 3 173  | 103             | 12       | 2 652           | 1 741  | 366     | 195           | 278           | 65               | 7        | 5                     |
| 5 PERSONS . . . . .                        | 1 812          | 1 741  | 58              | 13       | 1 971           | 1 356  | 282     | 137           | 172           | 20               | 4        | ...                   |
| 6 PERSONS OR MORE . . . . .                | 1 722          | 1 681  | 37              | 4        | 2 911           | 1 916  | 384     | 216           | 326           | 65               | 4        | 5                     |
| MEDIAN . . . . .                           | 2.9            | 2.9    | 2.2             | ...      | 2.7             | 3.1    | 2.6     | 2.3           | 2.3           | 1.7              | ...      | 1.3                   |
| YEAR MOVED INTO UNIT                       |                |        |                 |          |                 |        |         |               |               |                  |          |                       |
| 1959 TO MARCH 1960 . . . . .               | 2 035          | 1 884  | 73              | 78       | 8 037           | 4 403  | 1 414   | 996           | 901           | 299              | 24       | 115                   |
| 1958 . . . . .                             | 1 287          | 1 196  | 67              | 24       | 3 248           | 1 824  | 567     | 276           | 386           | 186              | 9        | 30                    |
| 1950 TO 1957 . . . . .                     | 7 086          | 6 697  | 354             | 35       | 7 259           | 4 254  | 944     | 645           | 958           | 454              | 4        | 113                   |
| 1940 TO 1949 . . . . .                     | 4 552          | 4 277  | 271             | 4        | 1 413           | 799    | 249     | 122           | 148           | 95               | ...      | 31                    |
| 1939 OR EARLIER . . . . .                  | 3 777          | 3 510  | 267             | ...      | 1 138           | 638    | 235     | 63            | 165           | 37               | ...      | 43                    |



Table B-8.—OCCUPIED HOUSING UNITS SHARING OR LACKING SPECIFIED FACILITIES, FOR THE CITY: 1960

[Based on sample; the "total" columns are not additive; see text]

| SUBJECT  | UNITS SHARING-- |             |                               |                         |              |                                | UNITS WITH NO BATH AND/OR TOILET <sup>1</sup> |                           |
|--|-----------------|-------------|-------------------------------|-------------------------|--------------|--------------------------------|---|---------------------------|
|  | TOTAL           | ACCESS ONLY | ACCESS AND BATH AND/OR TOILET | BATH AND/OR TOILET ONLY | COOKING ONLY | COOKING AND BATH AND/OR TOILET | TOTAL   | SHARING ACCESS OR COOKING |
| <b>UNITS IN STRUCTURE</b>                          |                 |             |                               |                         |              |                                |   |                           |
| OWNER OCCUPIED . . . . .                           | 154             | ...         | 5                             | 117                     | 23           | 9                              | 348   | 5                         |
| 1 . . . . .  | 18              | ...         | ...                           | ...                     | 18           | ...                            | 333   | 5                         |
| 2 OR MORE . . . . .                                | 136             | ...         | 5                             | 117                     | 5            | 9                              | 15  | ...                       |
| RENTER OCCUPIED . . . . .                          | 1 615           | 25          | ...                           | 1 353                   | 124          | 113                            | 2 990   | 20                        |
| 1 . . . . .  | 45              | ...         | ...                           | ...                     | 45           | ...                            | 1 995   | 10                        |
| 2 . . . . .  | 508             | 25          | ...                           | 438                     | 35           | 10                             | 633   | 10                        |
| 3 AND 4 . . . . .                                  | 418             | ...         | ...                           | 404                     | 5            | 9                              | 167   | ...                       |
| 5 TO 19 . . . . .                                  | 471             | ...         | ...                           | 445                     | ...          | 26                             | 175   | ...                       |
| 20 OR MORE . . . . .                               | 173             | ...         | ...                           | 66                      | 39           | 68                             | 20  | ...                       |
| RENTER-OCCUPIED UNITS . . . . .                    | 1 617           | 20          | 4                             | 1 339                   | 129          | 125                            | 2 965   | 16                        |
| <b>YEAR STRUCTURE BUILT</b>                        |                 |             |                               |                         |              |                                |   |                           |
| 1955 TO MARCH 1960 . . . . .                       | 24              | 4           | ...                           | 20                      | ...          | ...                            | 28  | ...                       |
| 1950 TO 1954 . . . . .                             | 20              | ...         | ...                           | 16                      | 4            | ...                            | 46  | ...                       |
| 1940 TO 1949 . . . . .                             | 56              | 4           | ...                           | 29                      | 15           | 8                              | 83  | 4                         |
| 1939 OR EARLIER . . . . .                          | 1 517           | 12          | 4                             | 1 274                   | 110          | 117                            | 2 808   | 12                        |
| <b>CONDITION</b>                                   |                 |             |                               |                         |              |                                |   |                           |
| SOUND . . . . .                                    | 562             | 16          | 4                             | 371                     | 113          | 58                             | 504   | ...                       |
| DETERIORATING . . . . .                            | 624             | 4           | ...                           | 585                     | 16           | 19                             | 1 300   | 16                        |
| DILAPIDATED . . . . .                              | 431             | ...         | ...                           | 383                     | ...          | 48                             | 1 161   | ...                       |
| <b>INCOME IN 1959<sup>2</sup></b>                  |                 |             |                               |                         |              |                                |   |                           |
| LESS THAN \$2,000 . . . . .                        | 951             | 8           | ...                           | 816                     | 54           | 73                             | 1 651   | 12                        |
| \$2,000 TO \$3,999 . . . . .                       | 373             | 12          | 4                             | 313                     | 20           | 24                             | 811   | ...                       |
| \$4,000 TO \$5,999 . . . . .                       | 189             | ...         | ...                           | 145                     | 21           | 23                             | 371   | 4                         |
| \$6,000 TO \$7,999 . . . . .                       | 82              | ...         | ...                           | 57                      | 25           | ...                            | 74  | ...                       |
| \$8,000 TO \$9,999 . . . . .                       | 14              | ...         | ...                           | 4                       | 5            | 5                              | 31  | ...                       |
| \$10,000 OR MORE . . . . .                         | 8               | ...         | ...                           | 4                       | 4            | ...                            | 27  | ...                       |
| <b>GROSS RENT</b>                                  |                 |             |                               |                         |              |                                |   |                           |
| TOTAL . . . . .                                    | 1 617           | 20          | 4                             | 1 339                   | 129          | 125                            | 2 965   | 16                        |
| LESS THAN \$20 . . . . .                           | 49              | ...         | ...                           | 36                      | 13           | ...                            | 41  | ...                       |
| \$20 TO \$39 . . . . .                             | 697             | 4           | ...                           | 623                     | 8            | 62                             | 1 271   | 8                         |
| \$40 TO \$59 . . . . .                             | 592             | 4           | ...                           | 488                     | 69           | 31                             | 1 250   | 4                         |
| \$60 TO \$79 . . . . .                             | 166             | 8           | ...                           | 122                     | 12           | 24                             | 280   | 4                         |
| \$80 TO \$99 . . . . .                             | 24              | ...         | ...                           | 17                      | 7            | ...                            | 35  | ...                       |
| \$100 TO \$119 . . . . .                           | 8               | ...         | ...                           | 4                       | 4            | ...                            | 4   | ...                       |
| \$120 OR MORE . . . . .                            | 13              | 4           | ...                           | 5                       | ...          | 4                              | 4   | ...                       |
| NO CASH RENT . . . . .                             | 68              | ...         | 4                             | 44                      | 16           | 4                              | 80  | ...                       |
| <b>PERSONS</b>                                     |                 |             |                               |                         |              |                                |   |                           |
| 1 PERSON . . . . .                                 | 684             | 4           | ...                           | 480                     | 102          | 98                             | 575   | 4                         |
| 2 PERSONS . . . . .                                | 449             | 8           | ...                           | 410                     | 16           | 15                             | 784   | 4                         |
| 3 PERSONS . . . . .                                | 187             | ...         | 4                             | 168                     | 7            | 8                              | 439   | 4                         |
| 4 PERSONS OR MORE . . . . .                        | 297             | 8           | ...                           | 281                     | 4            | 4                              | 1 167   | 4                         |
| <b>HOUSEHOLD COMPOSITION</b>                       |                 |             |                               |                         |              |                                |   |                           |
| TWO-OR-MORE-PERSON HOUSEHOLDS . . . . .            | 933             | 16          | 4                             | 859                     | 27           | 27                             | 2 390   | 12                        |
| MALE HEAD, WIFE PRESENT, NO NONRELATIVES . . . . . | 562             | 8           | 4                             | 520                     | 15           | 15                             | 1 314   | 4                         |
| UNDER 45 YEARS . . . . .                           | 315             | 4           | 4                             | 293                     | 3            | 11                             | 694   | ...                       |
| 45 TO 64 YEARS . . . . .                           | 190             | 4           | ...                           | 178                     | 8            | ...                            | 472   | ...                       |
| 65 YEARS AND OVER . . . . .                        | 57              | ...         | ...                           | 49                      | 4            | 4                              | 148   | 4                         |
| OTHER MALE HEAD . . . . .                          | 89              | 8           | ...                           | 73                      | 4            | 4                              | 293   | ...                       |
| UNDER 65 YEARS . . . . .                           | 69              | 4           | ...                           | 61                      | ...          | 4                              | 242   | ...                       |
| 65 YEARS AND OVER . . . . .                        | 20              | ...         | ...                           | 12                      | 4            | ...                            | 51  | ...                       |
| FEMALE HEAD . . . . .                              | 282             | ...         | ...                           | 266                     | 8            | 8                              | 783   | 8                         |
| UNDER 65 YEARS . . . . .                           | 242             | ...         | ...                           | 230                     | 8            | 4                              | 649   | 8                         |
| 65 YEARS AND OVER . . . . .                        | 40              | ...         | ...                           | 36                      | ...          | 4                              | 134   | ...                       |
| ONE-PERSON HOUSEHOLDS . . . . .                    | 684             | 4           | ...                           | 480                     | 102          | 98                             | 575   | 4                         |
| UNDER 65 YEARS . . . . .                           | 450             | ...         | ...                           | 296                     | 68           | 86                             | 403   | 4                         |
| 65 YEARS AND OVER . . . . .                        | 234             | 4           | ...                           | 184                     | 34           | 12                             | 172   | ...                       |
| <b>YEAR MOVED INTO UNIT</b>                        |                 |             |                               |                         |              |                                |   |                           |
| 1959 TO MARCH 1960 . . . . .                       | 673             | 8           | ...                           | 530                     | 45           | 90                             | 714   | 8                         |
| 1958 . . . . .                                     | 189             | 4           | ...                           | 162                     | 8            | 15                             | 425   | 4                         |
| 1950 TO 1957 . . . . .                             | 489             | 4           | ...                           | 428                     | 45           | 12                             | 1 212   | 4                         |
| 1949 OR EARLIER . . . . .                          | 266             | 4           | 4                             | 219                     | 31           | 8                              | 614   | ...                       |
| <b>TYPE OF HOUSEHOLD</b>                           |                 |             |                               |                         |              |                                |   |                           |
| HOUSEHOLDS WITHOUT NONRELATIVES . . . . .          | 1 508           | 16          | 4                             | 1 254                   | 117          | 117                            | 2 642   | 8                         |
| MALE HEAD, WIFE PRESENT . . . . .                  | 562             | 8           | 4                             | 520                     | 15           | 15                             | 1 314   | 4                         |
| 2 PERSONS . . . . .                                | 266             | 4           | ...                           | 243                     | 12           | 7                              | 391   | 4                         |
| 3 PERSONS . . . . .                                | 112             | ...         | 4                             | 101                     | 3            | 4                              | 201   | ...                       |
| 4 PERSONS OR MORE . . . . .                        | 184             | 4           | ...                           | 176                     | ...          | 4                              | 722   | ...                       |
| OTHER HOUSEHOLD GROUPS . . . . .                   | 946             | 8           | ...                           | 734                     | 102          | 102                            | 1 328   | 4                         |
| HOUSEHOLDS WITH NONRELATIVES . . . . .             | 109             | 4           | ...                           | 85                      | 12           | 8                              | 323   | 8                         |
| <b>ROOMS AND PERSONS</b>                           |                 |             |                               |                         |              |                                |   |                           |
| 1 ROOM . . . . .                                   | 451             | ...         | ...                           | 269                     | 84           | 98                             | 26  | ...                       |
| 1 PERSON . . . . .                                 | 353             | ...         | ...                           | 189                     | 73           | 91                             | 16  | ...                       |
| 2 PERSONS OR MORE . . . . .                        | 98              | ...         | ...                           | 80                      | 11           | 7                              | 10  | ...                       |
| 2 ROOMS . . . . .                                  | 498             | ...         | 4                             | 474                     | 16           | 4                              | 266   | 4                         |
| 1 PERSON . . . . .                                 | 203             | ...         | ...                           | 191                     | 8            | 4                              | 130   | ...                       |
| 2 AND 3 PERSONS . . . . .                          | 251             | ...         | 4                             | 239                     | 8            | ...                            | 87  | 4                         |
| 4 PERSONS OR MORE . . . . .                        | 44              | ...         | ...                           | 44                      | ...          | ...                            | 49  | ...                       |
| 3 ROOMS . . . . .                                  | 522             | 8           | ...                           | 483                     | 20           | 11                             | 1 694   | 12                        |
| 4 ROOMS . . . . .                                  | 75              | 8           | ...                           | 67                      | ...          | ...                            | 733   | ...                       |
| 5 ROOMS OR MORE . . . . .                          | 71              | 4           | ...                           | 46                      | 9            | 12                             | 246   | ...                       |

<sup>1</sup> EXCLUDES UNITS SHARING BATH AND/OR TOILET! SEE TEXT.

<sup>2</sup> INCOME OF PRIMARY FAMILIES AND INDIVIDUALS.

Metropolitan Housing

Table B-9.—DURATION OF VACANCY, FOR AVAILABLE VACANT HOUSING UNITS, FOR THE CITY: 1960

[Based on sample; see text. Median not shown where base is less than 200; plus (+) or minus (-) after number indicates median above or below that number]

| SUBJECT  | TOTAL | LESS THAN 4 MONTHS | 4 UP TO 6 MONTHS | 6 MONTHS OR MORE | SUBJECT                                       | TOTAL | LESS THAN 1 MONTH | 1 UP TO 4 MONTHS | 4 MONTHS OR MORE |
|--|-------|--------------------|------------------|------------------|---|-------|-------------------|------------------|------------------|
| VACANT AVAILABLE FOR SALE . . . . .            | 271   | 219                | 33               | 19               | VACANT AVAILABLE FOR RENT . . . . .           | 1 129 | 315               | 647              | 167              |
| ROOMS  |       |                    |                  |                  | ROOMS   |       |                   |                  |                  |
| 1 TO 3 ROOMS . . . . .                         | 3     | 3                  | ...              | ...              | 1 ROOM . . . . .                              | 47    | 19                | 28               | ...              |
| 4 ROOMS . . . . .                              | 62    | 45                 | 7                | 10               | 2 ROOMS . . . . .                             | 112   | 37                | 65               | 10               |
| 5 ROOMS . . . . .                              | 117   | 105                | 9                | 3                | 3 ROOMS . . . . .                             | 436   | 117               | 247              | 72               |
| 6 ROOMS . . . . .                              | 60    | 48                 | 6                | 6                | 4 ROOMS . . . . .                             | 321   | 82                | 177              | 62               |
| 7 ROOMS OR MORE . . . . .                      | 29    | 18                 | 11               | ...              | 5 ROOMS OR MORE . . . . .                     | 213   | 60                | 130              | 23               |
| BEDROOMS                                       |       |                    |                  |                  | BEDROOMS                                      |       |                   |                  |                  |
| 0 AND 1 . . . . .                              | ...   | ...                | ...              | ...              | 0 AND 1 . . . . .                             | 543   | 98                | 379              | 66               |
| 2 . . . . .                                    | 55    | 33                 | 22               | ...              | 2 . . . . .                                   | 486   | 207               | 236              | 43               |
| 3 OR MORE . . . . .                            | 104   | 78                 | 26               | ...              | 3 OR MORE . . . . .                           | 129   | 31                | 77               | 21               |
| UNITS IN STRUCTURE                             |       |                    |                  |                  | UNITS IN STRUCTURE                            |       |                   |                  |                  |
| 1 . . . . .                                    | 264   | 213                | 28               | 23               | 1 . . . . .                                   | 507   | 96                | 295              | 116              |
| 2 . . . . .                                    | ...   | ...                | ...              | ...              | 2 TO 9 . . . . .                              | 546   | 197               | 291              | 58               |
| 3 OR MORE . . . . .                            | 3     | 3                  | ...              | ...              | 10 TO 19 . . . . .                            | 55    | 6                 | 49               | ...              |
| YEAR STRUCTURE BUILT                           |       |                    |                  |                  | 20 OR MORE . . . . .                          | 30    | 18                | 12               | ...              |
| 1959 TO MARCH 1960 . . . . .                   | 43    | 41                 | 2                | ...              | YEAR STRUCTURE BUILT                          |       |                   |                  |                  |
| 1950 TO 1958 . . . . .                         | 57    | 48                 | 9                | ...              | 1959 TO MARCH 1960 . . . . .                  | 32    | 7                 | 18               | 7                |
| 1949 OR EARLIER . . . . .                      | 171   | 130                | 22               | 19               | 1950 TO 1958 . . . . .                        | 169   | 30                | 120              | 19               |
| PLUMBING                                       |       |                    |                  |                  | 1949 OR EARLIER . . . . .                     | 928   | 278               | 509              | 141              |
| WITH ALL PLUMBING FACILITIES . . . . .         | 265   | 213                | 33               | 19               | PLUMBING                                      |       |                   |                  |                  |
| LACKING SOME OR ALL FACILITIES . . . . .       | 6     | 6                  | ...              | ...              | WITH ALL PLUMBING FACILITIES . . . . .        | 957   | 262               | 578              | 117              |
| HEATING EQUIPMENT                              |       |                    |                  |                  | LACKING SOME OR ALL FACILITIES . . . . .      | 172   | 53                | 69               | 50               |
| STEAM; HOT WATER; WARM AIR FURNACE . . . . .   | 79    | 56                 | 14               | 9                | RENT ASKED                                    |       |                   |                  |                  |
| OTHER . . . . .                                | 192   | 163                | 19               | 10               | TOTAL . . . . .                               | 1 129 | 315               | 647              | 167              |
| NONE . . . . .                                 | ...   | ...                | ...              | ...              | LESS THAN \$40 . . . . .                      | 362   | 89                | 180              | 93               |
| SALE PRICE ASKED                               |       |                    |                  |                  | \$40 TO \$59 . . . . .                        | 461   | 128               | 300              | 33               |
| TOTAL . . . . .                                | 271   | 219                | 33               | 19               | \$60 TO \$79 . . . . .                        | 253   | 86                | 135              | 32               |
| LESS THAN \$5,000 . . . . .                    | 18    | 18                 | ...              | ...              | \$80 TO \$99 . . . . .                        | 41    | 9                 | 28               | 4                |
| \$5,000 TO \$9,900 . . . . .                   | 144   | 114                | 17               | 13               | \$100 OR MORE . . . . .                       | 12    | 3                 | 4                | 5                |
| \$10,000 TO \$14,900 . . . . .                 | 79    | 63                 | 16               | ...              | MEDIAN RENT ASKED . . . . . DOLLARS . . . . . | 49    | 51                | 50               | ...              |
| \$15,000 TO \$19,900 . . . . .                 | 25    | 19                 | ...              | 6                |   |       |                   |                  |                  |
| \$20,000 TO \$24,900 . . . . .                 | 5     | ...                | ...              | ...              |   |       |                   |                  |                  |
| \$25,000 OR MORE . . . . .                     | ...   | ...                | ...              | ...              |   |       |                   |                  |                  |
| MEDIAN PRICE ASKED . . . . . DOLLARS . . . . . | 9 100 | 9 000              | ...              | ...              |   |       |                   |                  |                  |

Table B-10.—RENT ASKED FOR VACANT HOUSING UNITS AVAILABLE FOR RENT, FOR THE CITY: 1960

[Based on sample; see text]

| SUBJECT                                  | TOTAL | LESS THAN \$40 | \$40 TO \$59 | \$60 TO \$79 | \$80 TO \$99 | \$100 OR MORE |
|--|-------|----------------|--------------|--------------|--------------|---------------|
| VACANT AVAILABLE FOR RENT . . . . .      | 1 129 | 362            | 461          | 253          | 41           | 12            |
| BEDROOMS                                 |       |                |              |              |              |               |
| 0 AND 1 . . . . .                        | 543   | 142            | 242          | 159          | ...          | ...           |
| 2 . . . . .                              | 486   | 169            | 204          | 104          | 9            | ...           |
| 3 OR MORE . . . . .                      | 129   | 21             | ...          | 38           | 31           | 39            |
| UNITS IN STRUCTURE                       |       |                |              |              |              |               |
| 1 . . . . .                              | 507   | 173            | 199          | 93           | 32           | 10            |
| 2 TO 4 . . . . .                         | 449   | 121            | 206          | 114          | 8            | ...           |
| 5 OR MORE . . . . .                      | 182   | 72             | 70           | 35           | 5            | ...           |
| YEAR STRUCTURE BUILT                     |       |                |              |              |              |               |
| 1959 TO MARCH 1960 . . . . .             | 32    | 3              | 4            | 21           | ...          | 4             |
| 1950 TO 1958 . . . . .                   | 169   | 37             | 45           | 60           | 24           | 3             |
| 1949 OR EARLIER . . . . .                | 928   | 322            | 412          | 172          | 17           | 5             |
| PLUMBING                                 |       |                |              |              |              |               |
| WITH ALL PLUMBING FACILITIES . . . . .   | 957   | 262            | 417          | 229          | 37           | 12            |
| LACKING SOME OR ALL FACILITIES . . . . . | 172   | 100            | 44           | 24           | 4            | ...           |
| INCLUSION OF UTILITIES IN RENT           |       |                |              |              |              |               |
| ALL UTILITIES INCLUDED . . . . .         | 151   | 40             | 55           | 52           | 4            | ...           |
| SOME OR NO UTILITIES INCLUDED . . . . .  | 978   | 322            | 406          | 201          | 37           | 12            |