

Michigan

LIST OF TABLES

[Page numbers listed here omit the State prefix number which appears as part of the page number for each page. The prefix for this State is 24]

| THE STATE | | PLACES OF 1,000 TO 50,000 INHABITANTS—Con. | |
|---|------|--|------|
| Table | Page | Table | Page |
| 1.—Selected characteristics, for the State, standard metropolitan statistical areas, and places of 10,000 inhabitants or more: 1960..... | 5 | 22.—Tenure, vacancy status, and condition and plumbing facilities, for places of 10,000 to 25,000 inhabitants: 1960..... | 73 |
| 2.—Tenure, vacancy status, and condition and plumbing facilities, for the State, inside and outside SMSA's, urban and rural: 1960..... | 7 | 23.—Structural characteristics and selected equipment, for places of 10,000 to 25,000 inhabitants: 1960..... | 76 |
| 3.—Bathrooms, rooms, and bedrooms, for the State, inside and outside SMSA's, urban and rural: 1960..... | 8 | 24.—Occupancy and financial characteristics, for places of 10,000 to 25,000 inhabitants: 1960..... | 79 |
| 4.—Structural characteristics and heating equipment, for the State, inside and outside SMSA's, urban and rural: 1960..... | 9 | 25.—Tenure, vacancy status, condition and plumbing facilities, and structural characteristics, for places of 2,500 to 10,000 inhabitants: 1960..... | 82 |
| 5.—Occupancy characteristics, for the State, inside and outside SMSA's, urban and rural: 1960..... | 10 | 26.—Occupancy and financial characteristics, year built, and heating equipment, for places of 2,500 to 10,000 inhabitants: 1960..... | 92 |
| 6.—Type of fuel and selected equipment, for the State, inside and outside SMSA's, urban and rural: 1960..... | 11 | 27.—Selected characteristics of housing units, for places of 1,000 to 2,500 inhabitants: 1960..... | 102 |
| 7.—Financial characteristics and duration of vacancy, for the State, inside and outside SMSA's, urban and rural nonfarm: 1960..... | 12 | COUNTIES | |
| 8.—Selected characteristics of housing units with nonwhite household heads, for the State, SMSA's, and places of 10,000 inhabitants or more: 1960..... | 13 | 28.—Tenure, vacancy status, condition and plumbing facilities, and structural characteristics, for counties outside SMSA's: 1960..... | 104 |
| 9.—Tenure, condition and plumbing facilities, and structural characteristics of housing units with nonwhite household heads, for the State, inside and outside SMSA's, urban and rural: 1960..... | 14 | 29.—Occupancy characteristics, heating equipment, and type of fuel, for counties outside SMSA's: 1960..... | 110 |
| 10.—Occupancy characteristics, units in structure, and year structure built for housing units with nonwhite household heads, for the State, inside and outside SMSA's, urban and rural: 1960..... | 15 | 30.—Financial characteristics and selected equipment, for counties outside SMSA's: 1960..... | 116 |
| 11.—Selected equipment and financial characteristics of housing units with nonwhite household heads, for the State, inside and outside SMSA's, urban and rural: 1960..... | 16 | 31.—Tenure, vacancy status, condition and plumbing facilities, and structural characteristics of rural-nonfarm housing units, for counties: 1960..... | 122 |
| STANDARD METROPOLITAN STATISTICAL AREAS, PLACES OF 50,000 INHABITANTS OR MORE, AND URBANIZED AREAS | | 32.—Occupancy and financial characteristics and heating equipment of rural-nonfarm housing units, for counties: 1960..... | 129 |
| 12.—Tenure, vacancy status, and condition and plumbing facilities, for SMSA's, constituent counties, places of 50,000 inhabitants or more, urban balance, rural total, and urbanized areas: 1960..... | 17 | 33.—Tenure, condition and plumbing facilities, and structural characteristics of occupied rural-farm housing units, for counties: 1960..... | 136 |
| 13.—Bathrooms, rooms, and bedrooms, for SMSA's, constituent counties, places of 50,000 inhabitants or more, urban balance, rural total, and urbanized areas: 1960..... | 25 | 34.—Occupancy characteristics and rent status of occupied rural-farm housing units, for counties: 1960..... | 143 |
| 14.—Structural characteristics and heating equipment, for SMSA's, constituent counties, places of 50,000 inhabitants or more, urban balance, rural total, and urbanized areas: 1960..... | 33 | 35.—Source of water and sewage disposal, for counties: 1960..... | 147 |
| 15.—Occupancy characteristics, for SMSA's, constituent counties, places of 50,000 inhabitants or more, urban balance, rural total, and urbanized areas: 1960..... | 41 | SELECTED STANDARD METROPOLITAN STATISTICAL AREAS AND PLACES | |
| 16.—Type of fuel and selected equipment, for SMSA's, constituent counties, places of 50,000 inhabitants or more, urban balance, rural total, and urbanized areas: 1960..... | 49 | Nonwhite | |
| 17.—Financial characteristics and duration of vacancy, for SMSA's, constituent counties, places of 50,000 inhabitants or more, urban balance, rural total, and urbanized areas: 1960..... | 57 | 36.—Characteristics of housing units with nonwhite household heads, for SMSA's and places with 100 to 400 such units: 1960..... | 148 |
| PLACES OF 1,000 TO 50,000 INHABITANTS | | 37.—Characteristics of housing units with nonwhite household heads, for SMSA's and places with 400 to 2,000 such units: 1960..... | 149 |
| 18.—Tenure, vacancy status, and condition and plumbing facilities, for places of 25,000 to 50,000 inhabitants: 1960..... | 65 | 38.—Characteristics of housing units with nonwhite household heads, for SMSA's and places with 2,000 or more such units: 1960..... | 151 |
| 19.—Structural characteristics, for places of 25,000 to 50,000 inhabitants: 1960..... | 67 | 39.—Financial characteristics of housing units with nonwhite household heads, for SMSA's and places with 2,000 or more such units: 1960..... | 153 |
| 20.—Occupancy characteristics, year built, and heating equipment, for places of 25,000 to 50,000 inhabitants: 1960..... | 69 | Puerto Rican | |
| 21.—Financial characteristics, year moved into unit, and duration of vacancy, for places of 25,000 to 50,000 inhabitants: 1960..... | 71 | 40.—Characteristics of housing units with household heads of Puerto Rican birth or parentage, for SMSA's with 400 to 2,000 such units: 1960..... | 154 |
| | | 41.—Characteristics of housing units with household heads of Puerto Rican birth or parentage, for SMSA's and places with 2,000 or more such units: 1960..... | - |
| | | 42.—Financial characteristics of housing units with household heads of Puerto Rican birth or parentage, for SMSA's and places with 2,000 or more such units: 1960..... | - |

APPENDIX

| Table | Page |
|---|------|
| A-1.—Percent of allocation for nonresponse or inconsistency, for the State, by size of place: 1960..... | 155 |

LIST OF MAPS

| | |
|---|-----|
| The State, showing standard metropolitan statistical areas, counties, and places of 10,000 inhabitants or more..... | 3 |
| Urbanized areas..... | 157 |

STANDARD METROPOLITAN STATISTICAL AREAS AND THEIR CONSTITUENT PARTS

Ann Arbor, Mich.: Washtenaw County, Mich.

Bay City, Mich.: Bay County, Mich.

Detroit, Mich.: Macomb, Oakland, and Wayne Counties, Mich.

Flint, Mich.: Genesee County, Mich.

Grand Rapids, Mich.: Kent County, Mich.

Jackson, Mich.: Jackson County, Mich.

Kalamazoo, Mich.: Kalamazoo County, Mich.

Lansing, Mich.: Clinton, Eaton, and Ingham Counties, Mich.

Muskegon-Muskegon Heights, Mich.: Muskegon County, Mich.

Saginaw, Mich.: Saginaw County, Mich.

URBANIZED AREAS AND COUNTIES IN WHICH THEY ARE LOCATED

Ann Arbor, Mich.: Part of Washtenaw County, Mich.

Bay City, Mich.: Part of Bay County, Mich.

Detroit, Mich.: Parts of Macomb, Monroe, Oakland, and Wayne Counties, Mich.

Flint, Mich.: Part of Genesee County, Mich.

Grand Rapids, Mich.: Parts of Kent and Ottawa Counties, Mich.

Jackson, Mich.: Part of Jackson County, Mich.

Kalamazoo, Mich.: Part of Kalamazoo County, Mich.

Lansing, Mich.: Parts of Clinton, Eaton, and Ingham Counties, Mich.

Muskegon-Muskegon Heights, Mich.: Part of Muskegon County, Mich.

Saginaw, Mich.: Part of Saginaw County, Mich.

South Bend, Ind.-Mich.: Parts of St. Joseph County, Ind.; of Berrien County, Mich.

Table I.—SELECTED CHARACTERISTICS, FOR THE STATE, STANDARD METROPOLITAN STATISTICAL AREAS, AND PLACES OF 10,000 INHABITANTS OR MORE: 1960

[Some data based on sample; see text. "U" denotes an unincorporated place. Plus (+) or minus (-) after number indicates median above or below that number. Percent not shown where less than 0.1]

| AREA | ALL HOUSING UNITS | | | | | OCCUPIED HOUSING UNITS | | | | | | | | | | VACANCY RATE | |
|---|-------------------|------------------------|--------------------------------|-------------------------------|------------------------------------|------------------------|--------------------------|------------------------------------|---------------------------|-----------------------|----------------|-----------------|-------------------------------|-------------------------------------|------------|--------------|--|
| | TOTAL NUMBER | MEDIAN NUMBER OF ROOMS | PERCENT-- | | | TOTAL NUMBER | MEDIAN NUMBER OF PERSONS | PERCENT-- | | | | | OWNER MEDIAN VALUE (DOL-LARS) | RENTER MEDIAN GROSS RENT (DOL-LARS) | HOME-OWNER | RENTAL | |
| | | | IN ONE-HOUSING UNIT STRUCTURES | IN STRUCTURES BUILT 1950-1960 | SOUND WITH ALL PLUMBING FACILITIES | | | WITH 1.01 OR MORE PERSONS PER ROOM | MOVED IN DURING 1958-1960 | OCCUPIED BY NON-WHITE | OWNER OCCUPIED | RENTER OCCUPIED | | | | | |
| THE STATE | 2 548 792 | 5.2 | 82.6 | 27.6 | 78.6 | 2 239 079 | 3.1 | 9.8 | 27.6 | 8.4 | 74.4 | 25.6 | 12 000 | 77 | 1.5 | 9.7 | |
| URBAN | 1 775 990 | 5.2 | 76.3 | 26.5 | 84.9 | 1 669 089 | 3.1 | 9.3 | 28.6 | 10.8 | 71.3 | 28.7 | 12 500 | 77 | 1.4 | 9.8 | |
| RURAL | 772 802 | 5.2 | 96.9 | 30.1 | 64.4 | 569 990 | 3.3 | 11.3 | 24.8 | 1.2 | 83.4 | 16.6 | 9 700 | 71 | 1.7 | 9.3 | |
| NONFARM | 651 865 | 4.9 | 96.6 | 34.0 | 63.8 | 449 053 | 3.3 | 12.3 | 28.9 | 1.4 | 81.4 | 18.6 | 9 700 | 71 | 2.2 | 10.5 | |
| OCCUPIED FARM | 120 937 | 6.7 | 98.4 | 9.2 | 67.5 | 120 937 | 3.2 | 7.7 | 9.8 | 0.7 | 90.7 | 9.3 | ... | ... | ... | ... | |
| INSIDE SMSA'S | 1 749 995 | 5.2 | 78.3 | 29.0 | 84.5 | 1 635 008 | 3.1 | 9.8 | 28.5 | 10.7 | 72.8 | 27.2 | 12 700 | 79 | 1.4 | 10.0 | |
| IN CENTRAL CITIES | 840 999 | 5.1 | 64.1 | 12.4 | 82.8 | 787 036 | 2.8 | 8.5 | 29.1 | 19.5 | 61.4 | 38.6 | 11 800 | 77 | 1.1 | 10.6 | |
| NOT IN CENTRAL CITIES | 908 996 | 5.2 | 91.4 | 44.3 | 86.2 | 847 972 | 3.5 | 11.1 | 27.9 | 2.5 | 83.4 | 16.6 | 13 500 | 85 | 1.7 | 8.6 | |
| OUTSIDE SMSA'S | 798 797 | 5.2 | 92.0 | 24.5 | 65.7 | 604 071 | 3.1 | 9.8 | 25.3 | 1.9 | 78.6 | 21.4 | 9 300 | 68 | 1.6 | 8.8 | |
| STANDARD METROPOLITAN STATISTICAL AREAS | | | | | | | | | | | | | | | | | |
| ANN ARBOR | 51 408 | 5.0 | 72.2 | 33.2 | 81.4 | 47 272 | 2.9 | 9.3 | 40.9 | 6.3 | 64.0 | 36.0 | 15 100 | 94 | 1.6 | 7.2 | |
| BAY CITY | 32 295 | 5.3 | 86.7 | 24.1 | 76.0 | 30 062 | 3.3 | 11.0 | 24.3 | 0.6 | 80.8 | 19.2 | 10 300 | 70 | 1.0 | 5.9 | |
| DETROIT | 1 553 243 | 5.2 | 75.5 | 29.6 | 87.0 | 1 080 649 | 3.1 | 9.8 | 27.9 | 13.7 | 71.0 | 29.0 | 13 300 | 79 | 1.4 | 10.6 | |
| FLINT | 112 876 | 5.0 | 86.3 | 32.8 | 81.0 | 105 188 | 3.2 | 12.4 | 28.5 | 8.4 | 79.4 | 20.6 | 11 200 | 82 | 1.8 | 11.5 | |
| GRAND RAPIDS | 113 141 | 5.4 | 80.4 | 26.6 | 82.7 | 105 765 | 3.0 | 8.0 | 28.4 | 3.6 | 76.6 | 23.4 | 12 100 | 69 | 1.1 | 8.9 | |
| JACKSON | 41 160 | 5.3 | 87.5 | 21.7 | 75.4 | 37 520 | 3.0 | 9.0 | 27.4 | 3.3 | 77.6 | 22.4 | 10 200 | 75 | 0.8 | 5.4 | |
| KALAMAZOO | 52 437 | 5.2 | 82.6 | 29.8 | 80.8 | 48 139 | 3.0 | 8.5 | 32.4 | 2.8 | 75.5 | 24.5 | 12 000 | 75 | 2.0 | 9.2 | |
| LANSING | 91 083 | 5.3 | 84.2 | 26.6 | 79.7 | 85 117 | 3.1 | 8.7 | 31.8 | 2.4 | 75.2 | 24.8 | 11 500 | 80 | 1.6 | 8.3 | |
| MUSKEGON-MUSKEGON HEIGHTS | 46 447 | 5.0 | 87.7 | 24.1 | 77.5 | 42 426 | 3.2 | 12.6 | 26.0 | 7.0 | 79.1 | 20.9 | 9 900 | 66 | 1.6 | 8.5 | |
| SAGINAW | 55 905 | 5.4 | 86.9 | 25.0 | 77.1 | 52 870 | 3.2 | 11.1 | 26.8 | 8.1 | 77.8 | 22.2 | 11 000 | 74 | 1.6 | 6.0 | |
| PLACES | | | | | | | | | | | | | | | | | |
| ADRIAN | 6 384 | 5.3 | 73.2 | 17.1 | 79.9 | 6 003 | 2.9 | 9.4 | 35.4 | 1.0 | 67.5 | 32.5 | 10 700 | 74 | 1.7 | 10.3 | |
| ALBION | 3 586 | 5.4 | 80.4 | 17.7 | 74.3 | 3 378 | 3.1 | 12.1 | 31.3 | 17.5 | 62.1 | 37.9 | 10 700 | 72 | 0.9 | 8.0 | |
| ALLEN PARK | 9 528 | 5.3 | 99.1 | 68.5 | 99.4 | 9 419 | 3.8 | 9.2 | 12.4 | 0.3 | 96.0 | 4.0 | 15 800 | 122 | 0.5 | 3.3 | |
| ALPENA | 4 488 | 5.5 | 78.3 | 16.6 | 85.7 | 4 273 | 3.0 | 8.9 | 28.3 | ... | 74.3 | 25.7 | 10 800 | 61 | 0.9 | 3.9 | |
| ANN ARBOR | 20 752 | 4.7 | 53.7 | 31.8 | 86.3 | 19 726 | 2.5 | 6.4 | 48.7 | 6.3 | 51.3 | 48.7 | 18 100 | 99 | 1.7 | 5.8 | |
| BATTLE CREEK | 15 762 | 5.1 | 67.7 | 10.8 | 77.1 | 14 677 | 2.5 | 7.2 | 34.1 | 12.0 | 63.7 | 36.3 | 10 200 | 72 | 1.4 | 10.6 | |
| BAY CITY | 16 692 | 5.4 | 76.3 | 11.4 | 79.0 | 15 991 | 3.0 | 8.2 | 25.0 | 1.0 | 74.0 | 26.0 | 9 300 | 69 | 1.0 | 6.4 | |
| BENTON HARBOR | 6 471 | 4.8 | 65.9 | 6.5 | 64.9 | 6 077 | 2.7 | 10.9 | 34.6 | 20.1 | 54.6 | 45.4 | 10 100 | 68 | 0.8 | 6.3 | |
| BERKLEY | 6 291 | 5.4 | 98.4 | 26.6 | 96.4 | 6 138 | 3.6 | 8.3 | 18.8 | 0.1 | 92.0 | 8.0 | 13 200 | 106 | 1.0 | 7.7 | |
| BIRMINGHAM | 7 928 | 5.8 | 92.2 | 42.4 | 96.3 | 7 624 | 3.2 | 3.1 | 29.8 | 0.1 | 78.3 | 21.7 | 20 200 | 137 | 1.2 | 7.9 | |
| CADILLAC | 3 359 | 5.5 | 86.9 | 9.5 | 75.6 | 3 091 | 2.9 | 6.7 | 25.3 | ... | 76.1 | 23.9 | 7 000 | 59 | 2.2 | 7.6 | |
| CENTER LINE | 2 719 | 5.0 | 77.2 | 31.7 | 94.7 | 2 672 | 3.5 | 10.3 | 27.0 | ... | 89.5 | 10.5 | 13 600 | 99 | 0.6 | 6.7 | |
| CLAWSON | 3 903 | 5.1 | 96.6 | 63.7 | 93.2 | 3 809 | 3.7 | 11.8 | 25.9 | 0.1 | 91.1 | 8.9 | 13 500 | 101 | 0.9 | 5.8 | |
| DEARBORN | 35 059 | 5.3 | 79.1 | 23.6 | 91.6 | 33 898 | 3.0 | 5.8 | 20.3 | 0.1 | 78.2 | 21.8 | 15 900 | 86 | 0.5 | 9.1 | |
| DETROIT | 553 199 | 5.1 | 60.1 | 10.1 | 84.0 | 514 837 | 2.8 | 8.6 | 28.1 | 25.2 | 58.2 | 41.8 | 12 000 | 77 | 0.9 | 11.5 | |
| EAST DETROIT | 12 261 | 5.1 | 96.5 | 55.0 | 96.4 | 12 027 | 3.7 | 12.2 | 15.9 | 0.1 | 92.6 | 7.4 | 15 000 | 103 | 1.0 | 5.0 | |
| EAST GRAND RAPIDS | 3 201 | 6.6 | 97.2 | 43.4 | 99.5 | 3 092 | 3.2 | 1.2 | 24.2 | 0.3 | 92.8 | 7.2 | 24 400 | 102 | 1.6 | 5.5 | |
| EAST LANSING | 7 207 | 4.4 | 57.0 | 50.2 | 94.8 | 6 967 | 2.8 | 5.8 | 54.8 | 2.0 | 47.1 | 52.9 | 21 200 | 83 | 1.1 | 3.5 | |
| EASTLAWN (U) | 4 708 | 4.9 | 94.3 | 74.9 | 90.4 | 4 476 | 3.9 | 17.0 | 41.6 | 0.2 | 85.7 | 14.3 | 13 400 | 111 | 2.4 | 9.3 | |
| ECORSE | 5 128 | 4.9 | 77.6 | 21.9 | 82.7 | 4 891 | 3.1 | 14.1 | 36.3 | 28.3 | 63.0 | 37.0 | 10 400 | 75 | 1.8 | 6.9 | |
| ESCANABA | 4 948 | 5.1 | 69.9 | 10.7 | 77.6 | 4 682 | 2.7 | 8.3 | 26.0 | ... | 64.0 | 36.0 | 10 400 | 63 | 1.0 | 7.6 | |
| FERNDALE | 9 886 | 5.2 | 91.6 | 16.0 | 95.1 | 9 612 | 2.9 | 7.2 | 22.9 | 0.3 | 81.6 | 18.4 | 11 400 | 95 | 0.8 | 5.8 | |
| FLINT | 62 275 | 5.0 | 77.3 | 25.0 | 80.5 | 58 592 | 2.9 | 10.7 | 29.2 | 14.4 | 73.1 | 26.9 | 11 500 | 82 | 1.7 | 10.9 | |
| GARDEN CITY | 9 352 | 5.0 | 99.3 | 75.8 | 97.3 | 9 109 | 4.1 | 18.6 | 23.1 | 0.3 | 93.5 | 6.5 | 13 400 | 112 | 1.3 | 8.0 | |
| GRAND HAVEN | 3 849 | 5.5 | 83.3 | 20.7 | 88.1 | 3 436 | 2.9 | 6.4 | 24.6 | 0.5 | 75.9 | 24.1 | 11 600 | 65 | 1.2 | 6.7 | |
| GRAND RAPIDS | 59 030 | 5.4 | 64.5 | 10.6 | 80.9 | 55 514 | 2.6 | 6.1 | 30.1 | 6.7 | 64.4 | 35.6 | 11 700 | 68 | 0.9 | 9.4 | |
| GROSSE POINTE FARMS | 3 630 | 6.9 | 99.8 | 30.7 | 98.6 | 3 574 | 3.1 | 1.1 | 15.3 | 0.1 | 93.8 | 6.2 | 31 000 | ... | 0.6 | 4.3 | |
| GROSSE POINTE PARK | 4 818 | 6.7 | 70.5 | 15.0 | 98.1 | 4 648 | 2.8 | 2.1 | 22.0 | 0.1 | 72.6 | 27.4 | 30 700 | 99 | 1.0 | 7.0 | |
| GROSSE POINTE WOODS | 5 342 | 6.1 | 99.3 | 46.6 | 99.5 | 5 236 | 3.3 | 2.8 | 14.1 | ... | 95.2 | 4.8 | 29 800 | 96 | 1.0 | 2.3 | |
| HAMTRAC | 11 529 | 4.8 | 52.5 | 0.9 | 79.7 | 10 767 | 2.9 | 9.0 | 23.5 | 11.9 | 52.2 | 47.8 | 8 700 | 63 | 0.7 | 8.6 | |
| HARPER WOODS | 5 474 | 5.2 | 94.0 | 56.5 | 99.1 | 5 383 | 3.6 | 8.6 | 13.9 | 0.1 | 91.1 | 8.9 | 16 300 | 118 | 0.8 | 6.5 | |
| HAZEL PARK | 7 468 | 4.9 | 92.4 | 35.7 | 88.2 | 7 218 | 3.3 | 12.5 | 25.9 | 0.1 | 82.2 | 17.8 | 10 200 | 88 | 0.9 | 8.2 | |
| HIGHLAND PARK | 15 153 | 4.9 | 35.3 | 0.5 | 79.5 | 13 820 | 2.2 | 4.5 | 33.7 | 14.9 | 37.8 | 62.2 | 10 700 | 77 | 0.7 | 11.5 | |
| HOLLAND | 7 631 | 5.5 | 83.0 | 23.2 | 86.0 | 7 279 | 3.0 | 6.4 | 24.5 | 0.2 | 77.7 | 22.3 | 11 500 | 65 | 1.3 | 5.9 | |
| INKSTER | 9 713 | 5.0 | 92.7 | 62.0 | 95.0 | 9 359 | 4.0 | 22.3 | 25.9 | 32.7 | 83.2 | 16.8 | 12 600 | 86 | 2.4 | 4.8 | |
| IRONWOOD | 3 743 | 5.3 | 82.8 | 6.2 | 76.4 | 3 510 | 2.5 | 6.0 | 15.0 | ... | 76.0 | 24.0 | 6 200 | 58 | 1.1 | 7.1 | |
| JACKSON | 16 843 | 5.6 | 72.5 | 4.9 | 77.9 | 16 139 | 2.5 | 6.8 | 28.0 | 7.4 | 65.9 | 34.1 | 9 900 | 75 | 0.7 | 5.8 | |
| KALAMAZOO | 25 499 | 5.1 | 67.5 | 17.3 | 78.4 | 23 856 | 2.6 | 7.0 | 33.7 | 5.1 | 64.3 | 35.7 | 11 800 | 74 | 1.5 | 9.2 | |
| LAKEVIEW (U) | 3 282 | 5.3 | 89.4 | 48.2 | 96.8 | 3 152 | 3.2 | 3.9 | 32.1 | 0.1 | 83.5 | 16.5 | 15 900 | 92 | 1.2 | 6.8 | |
| LANSING | 35 468 | 5.1 | 76.2 | 18.9 | 83.7 | 33 558 | 2.8 | 8.0 | 31.4 | 5.4 | 71.5 | 28.5 | 11 600 | 79 | 1.5 | 9.3 | |
| LINCOLN PARK | 14 992 | 4.9 | 94.0 | 47.6 | 95.5 | 14 621 | 3.5 | 12.2 | 21.3 | 0.1 | 87.1 | 12.9 | 12 000 | 90 | 1.2 | 5.5 | |
| LIVONIA | 17 941 | 5.3 | 99.1 | 73.7 | 96.1 | 17 014 | 3.8 | 10.7 | 34.5 | 0.1 | 94.3 | 5.7 | 16 600 | 112 | 3.6 | 9.6 | |
| MADISON HEIGHTS | 8 873 | 4.9 | 97.0 | 72.4 | 93.6 | 8 545 | 3.8 | 15.5 | 42.0 | 0.2 | 89.4 | 10.6 | 13 300 | 103 | 1.5 | 9.2 | |
| MARQUETTE | 5 353 | 5.2 | 71.5 | 15.4 | 77.2 | 5 166 | 3.2 | 9.6 | 33.6 | 0.4 | 63.6 | 36.4 | 12 100 | 75 | 0.6 | 2.4 | |
| MELVINDALE | 3 849 | 4.8 | 91.2 | 36.5 | 93.5 | 3 731 | 3.2 | 12.2 | 25.2 | 0.6 | 82.3 | 17.7 | 11 000 | 88 | 0.9 | 9.1 | |
| MENOMINEE | 3 753 | 5.4 | 78.2 | 13.5 | 76.2 | 3 449 | 3.0 | 7.8 | 20.9 | 0.1 | 76.6 | 23.4 | 9 200 | 56 | 1.2 | 10.5 | |
| MIDLAND | 8 179 | 5.3 | 91.1 | 45.5 | | | | | | | | | | | | | |

Table 1.—SELECTED CHARACTERISTICS, FOR THE STATE, STANDARD METROPOLITAN STATISTICAL AREAS, AND PLACES OF 10,000 INHABITANTS OR MORE: 1960—CON.

[Some data based on sample; see text. "U" denotes an unincorporated place. Plus (+) or minus (-) after number indicates median above or below that number. Percent not shown where less than 0.1]

| AREA | ALL HOUSING UNITS | | | | | OCCUPIED HOUSING UNITS | | | | | | | | | VACANCY RATE | |
|---------------------------|-------------------|------------------------|--------------------------------|-------------------------------|------------------------------------|------------------------|--------------------------|------------------------------------|---------------------------|-----------------------|----------------|------------------------------|------------------------------------|------------|--------------|-----------------|
| | TOTAL NUMBER | MEDIAN NUMBER OF ROOMS | PERCENT-- | | | TOTAL NUMBER | MEDIAN NUMBER OF PERSONS | PERCENT-- | | | | OWNER MEDIAN VALUE (DOLLARS) | RENTER MEDIAN GROSS RENT (DOLLARS) | HOME-OWNER | RENTAL | |
| | | | IN ONE-HOUSING UNIT STRUCTURES | IN STRUCTURES BUILT 1950-1960 | SOUND WITH ALL PLUMBING FACILITIES | | | WITH 1.01 OR MORE PERSONS PER ROOM | MOVED IN DURING 1958-1960 | OCCUPIED BY NON-WHITE | OWNER OCCUPIED | | | | | RENTER OCCUPIED |
| PLACES--CON. | | | | | | | | | | | | | | | | |
| PONTIAC | 24 754 | 5.0 | 75.8 | 22.4 | 79.9 | 23 224 | 3.0 | 11.1 | 32.7 | 14.3 | 66.5 | 33.5 | 10 200 | 75 | 2.0 | 9.2 |
| PORT HURON | 12 160 | 5.4 | 78.9 | 13.1 | 76.0 | 11 250 | 2.7 | 6.6 | 27.4 | 3.9 | 71.6 | 28.4 | 8 800 | 65 | 1.7 | 10.7 |
| RIVER ROUGE | 5 691 | 4.8 | 51.4 | 7.1 | 70.8 | 5 283 | 3.0 | 13.5 | 32.0 | 27.3 | 50.3 | 49.7 | 9 800 | 70 | 0.6 | 8.8 |
| ROSEVILLE | 13 030 | 5.0 | 97.1 | 66.5 | 91.8 | 12 405 | 4.0 | 19.7 | 24.2 | 1.4 | 89.2 | 10.8 | 12 700 | 99 | 2.2 | 8.3 |
| ROYAL OAK | 23 537 | 5.3 | 86.2 | 46.7 | 95.8 | 22 803 | 3.3 | 7.8 | 27.5 | 0.2 | 80.5 | 19.5 | 14 200 | 110 | 1.1 | 7.1 |
| SAGINAW | 29 918 | 5.3 | 77.1 | 12.9 | 77.6 | 28 563 | 3.0 | 10.2 | 28.6 | 13.3 | 68.6 | 31.4 | 10 500 | 74 | 1.3 | 5.6 |
| ST CLAIR SHORES | 20 954 | 5.1 | 97.6 | 74.3 | 96.6 | 20 284 | 3.7 | 11.1 | 22.0 | 0.3 | 91.7 | 8.3 | 16 200 | 112 | 1.9 | 7.5 |
| ST JOSEPH | 4 017 | 5.1 | 70.1 | 14.7 | 87.1 | 3 874 | 2.5 | 4.2 | 28.2 | 0.8 | 66.8 | 33.2 | 14 300 | 72 | 0.3 | 4.2 |
| SAULT STE MARIE | 5 859 | 4.9 | 74.2 | 14.3 | 64.9 | 5 340 | 3.1 | 11.7 | 36.5 | 1.9 | 61.4 | 38.6 | 9 100 | 67 | 1.9 | 7.0 |
| SOUTHFIELD | 9 103 | 5.5 | 99.3 | 59.8 | 93.7 | 8 730 | 3.4 | 7.6 | 27.8 | 0.3 | 93.0 | 7.0 | 18 700 | 101 | 2.4 | 6.9 |
| SOUTHGATE | 7 392 | 5.0 | 99.5 | 66.4 | 97.6 | 7 226 | 4.0 | 18.4 | 21.1 | 0.1 | 94.4 | 5.6 | 13 400 | 110 | 0.9 | 10.1 |
| TRAVERSE CITY | 5 254 | 5.5 | 81.1 | 17.6 | 74.2 | 4 871 | 2.8 | 7.2 | 28.8 | 0.2 | 70.1 | 29.9 | 10 400 | 69 | 1.2 | 8.6 |
| TRENTON | 5 036 | 5.3 | 90.0 | 64.5 | 93.7 | 4 821 | 3.9 | 11.6 | 32.9 | 0.3 | 79.9 | 20.1 | 17 600 | 91 | 1.9 | 5.3 |
| TROY | 5 388 | 5.4 | 96.2 | 50.3 | 85.2 | 5 119 | 3.7 | 9.9 | 27.3 | 0.2 | 89.4 | 10.6 | 14 200 | 99 | 2.1 | 9.4 |
| WARREN | 25 332 | 5.0 | 95.9 | 60.0 | 94.4 | 23 941 | 3.6 | 12.6 | 35.5 | 0.2 | 87.3 | 12.7 | 12 600 | 91 | 2.1 | 8.5 |
| WAYNE | 4 404 | 5.1 | 93.0 | 32.2 | 91.8 | 4 235 | 3.6 | 14.5 | 30.5 | ... | 80.3 | 19.7 | 11 900 | 94 | 2.1 | 5.5 |
| WYANDOTTE | 12 907 | 5.2 | 84.3 | 21.6 | 90.8 | 12 396 | 3.2 | 10.5 | 25.6 | ... | 72.7 | 27.3 | 12 100 | 78 | 1.1 | 7.2 |
| WYOMING | 12 707 | 5.1 | 97.7 | 47.5 | 91.0 | 12 353 | 3.6 | 12.8 | 27.9 | 0.1 | 90.8 | 9.2 | 11 400 | 82 | 1.4 | 5.3 |
| WYOMING | 6 563 | 4.7 | 57.4 | 15.5 | 73.7 | 6 077 | 2.6 | 11.8 | 40.9 | 19.6 | 51.8 | 48.2 | 13 700 | 83 | 0.9 | 10.3 |

Table 2.—TENURE, VACANCY STATUS, AND CONDITION AND PLUMBING FACILITIES, FOR THE STATE, INSIDE AND OUTSIDE SMSA'S, URBAN AND RURAL: 1960

Tenure by Color,
Vacancy Status,
Condition and Plumb.

Water Supply
Toilet Fac.
Bathing Fac.

[Some data based on sample; see text]

| SUBJECT | THE STATE | | | URBAN, TOTAL | RURAL | | |
|---|-----------|------------------|-------------------|-----------------|---------|---------|------------------|
| | TOTAL | INSIDE SMSA'S | OUTSIDE SMSA'S | | TOTAL | NONFARM | OCCUPIED FARM |
| ALL HOUSING UNITS | 2 548 792 | 1 749 995 | 798 797 | 1 775 990 | 772 802 | 651 865 | 120 937 |
| TENURE, COLOR, AND VACANCY STATUS | | | | | | | |
| OCCUPIED | 2 239 079 | 1 635 008 | 604 071 | 1 669 089 | 569 990 | 449 053 | 120 937 |
| OWNER OCCUPIED | 1 665 603 | 1 190 899 | 474 704 | 1 190 245 | 475 358 | 365 664 | 109 694 |
| PERCENT OF ALL OCCUPIED | 74.4 | 72.8 | 78.6 | 71.3 | 83.4 | 81.4 | 90.7 |
| WHITE | 1 583 410 | 1 115 707 | 467 703 | 1 112 751 | 470 659 | 361 503 | 109 156 |
| NONWHITE | 82 193 | 75 192 | 7 001 | 77 494 | 4 699 | 4 161 | 538 |
| RENTER OCCUPIED | 573 476 | 444 109 | 129 367 | 478 844 | 94 632 | 83 389 | 11 243 |
| WHITE | 468 563 | 343 932 | 124 631 | 376 308 | 92 255 | 81 356 | 10 899 |
| NONWHITE | 104 913 | 100 177 | 4 736 | 102 536 | 2 377 | 2 033 | 344 |
| VACANT | 309 713 | 114 987 | 194 726 | 106 901 | 202 812 | 202 812 | ... |
| YEAR ROUND | 156 575 | 95 600 | 60 975 | 96 148 | 60 427 | 60 427 | ... |
| SOUND OR DETERIORATING | 199 240 | 86 943 | 52 297 | 87 597 | 51 643 | 51 643 | ... |
| AVAILABLE | 86 797 | 66 627 | 20 170 | 68 940 | 17 857 | 17 857 | ... |
| FOR SALE ONLY | 25 113 | 17 427 | 7 686 | 17 006 | 8 107 | 8 107 | ... |
| HOMEOWNER VACANCY RATE | 1.5 | 1.4 | 1.6 | 1.4 | 1.7 | 2.2 | ... |
| FOR RENT | 61 684 | 49 200 | 12 484 | 51 934 | 9 750 | 9 750 | ... |
| RENTAL VACANCY RATE | 9.7 | 10.0 | 8.8 | 9.8 | 9.3 | 10.5 | ... |
| RENTED OR SOLD, AWAITING OCCUPANCY | 9 803 | 6 668 | 3 135 | 6 169 | 3 634 | 3 634 | ... |
| HELD FOR OCCASIONAL USE | 17 794 | 2 630 | 15 164 | 2 039 | 15 755 | 15 755 | ... |
| HELD FOR OTHER REASONS | 24 846 | 11 018 | 13 828 | 10 449 | 14 397 | 14 397 | ... |
| DILAPIDATED | 17 335 | 8 657 | 8 678 | 8 551 | 8 784 | 8 784 | ... |
| SEASONAL | 153 138 | 19 387 | 133 751 | 10 753 | 142 385 | 142 385 | ... |
| CONDITION AND PLUMBING | | | | | | | |
| ALL UNITS | 2 548 476 | 1 749 679 | 798 797 | 1 775 727 | 772 749 | 651 812 | 120 937 |
| SOUND | 2 165 933 | 1 533 586 | 632 347 | 1 555 241 | 610 692 | 517 501 | 93 191 |
| WITH ALL PLUMBING FACILITIES | 2 004 575 | 1 479 421 | 525 154 | 1 507 233 | 497 342 | 415 769 | 81 573 |
| LACKING ONLY HOT WATER | 19 437 | 6 564 | 12 873 | 5 262 | 14 175 | 12 640 | 1 535 |
| LACKING OTHER PLUMBING FACILITIES | 141 921 | 47 601 | 94 320 | 42 746 | 99 175 | 89 092 | 10 083 |
| DETERIORATING | 297 118 | 171 713 | 125 405 | 177 240 | 119 878 | 97 474 | 22 404 |
| WITH ALL PLUMBING FACILITIES | 206 776 | 139 282 | 67 494 | 147 620 | 59 156 | 45 818 | 13 338 |
| LACKING ONLY HOT WATER | 9 573 | 4 150 | 5 423 | 4 252 | 5 321 | 4 465 | 856 |
| LACKING OTHER PLUMBING FACILITIES | 80 769 | 28 281 | 52 488 | 25 368 | 55 401 | 47 191 | 8 210 |
| DILAPIDATED | 85 425 | 44 380 | 41 045 | 43 246 | 42 179 | 36 837 | 5 342 |
| OWNER OCCUPIED | 1 665 603 | 1 190 899 | 474 704 | 1 190 245 | 475 358 | 365 664 | 109 694 |
| SOUND | 1 500 362 | 1 101 811 | 398 551 | 1 104 501 | 395 861 | 309 689 | 86 172 |
| WITH ALL PLUMBING FACILITIES | 1 450 813 | 1 085 462 | 365 351 | 1 092 396 | 368 417 | 282 453 | 75 964 |
| LACKING SOME OR ALL FACILITIES | 49 549 | 16 349 | 33 200 | 12 105 | 37 444 | 27 236 | 10 208 |
| DETERIORATING | 135 085 | 73 944 | 61 141 | 72 268 | 62 817 | 43 478 | 19 339 |
| WITH ALL PLUMBING FACILITIES | 102 250 | 63 074 | 39 176 | 64 495 | 37 755 | 26 058 | 11 697 |
| LACKING SOME OR ALL FACILITIES | 32 835 | 10 870 | 21 965 | 7 773 | 25 062 | 17 420 | 7 642 |
| DILAPIDATED | 30 156 | 15 144 | 15 012 | 13 476 | 16 680 | 12 497 | 4 183 |
| RENTER OCCUPIED | 573 476 | 444 109 | 129 367 | 478 844 | 94 632 | 83 389 | 11 243 |
| SOUND | 438 712 | 349 342 | 89 370 | 375 657 | 63 055 | 56 036 | 7 019 |
| WITH ALL PLUMBING FACILITIES | 401 527 | 324 962 | 76 565 | 348 708 | 52 819 | 47 210 | 5 609 |
| LACKING SOME OR ALL FACILITIES | 37 185 | 24 380 | 12 805 | 26 949 | 10 236 | 8 826 | 1 410 |
| DETERIORATING | 105 054 | 75 042 | 30 012 | 82 419 | 22 635 | 19 570 | 3 065 |
| WITH ALL PLUMBING FACILITIES | 79 085 | 60 894 | 18 191 | 66 979 | 12 106 | 10 465 | 1 641 |
| LACKING SOME OR ALL FACILITIES | 25 969 | 14 148 | 11 821 | 15 440 | 10 529 | 9 105 | 1 424 |
| DILAPIDATED | 29 710 | 19 725 | 9 985 | 20 768 | 8 942 | 7 783 | 1 159 |
| VACANT AVAILABLE FOR SALE | 25 113 | 17 427 | 7 686 | 17 006 | 8 107 | 8 107 | ... |
| WITH ALL PLUMBING FACILITIES | 21 939 | 16 442 | 5 497 | 16 183 | 5 756 | 5 756 | ... |
| LACKING SOME OR ALL FACILITIES | 3 174 | 985 | 2 189 | 823 | 2 351 | 2 351 | ... |
| VACANT AVAILABLE FOR RENT | 61 684 | 49 200 | 12 484 | 51 934 | 9 750 | 9 750 | ... |
| WITH ALL PLUMBING FACILITIES | 48 760 | 40 192 | 8 568 | 42 310 | 6 450 | 6 450 | ... |
| LACKING SOME OR ALL FACILITIES | 12 924 | 9 008 | 3 916 | 9 624 | 3 300 | 3 300 | ... |
| ALL HOUSING UNITS | 2 548 792 | 1 749 995 | 798 797 | 1 775 990 | 772 802 | 651 865 | 120 937 |
| WATER SUPPLY | | | | | | | |
| HOT AND COLD PIPED WATER INSIDE STRUCTURE | 2 331 372 | 1 697 448 | 633 924 | 1 738 764 | 592 608 | 490 008 | 102 600 |
| ONLY COLD PIPED WATER INSIDE STRUCTURE | 117 578 | 36 511 | 81 067 | 31 615 | 85 963 | 76 358 | 9 605 |
| PIPED WATER OUTSIDE STRUCTURE | 12 847 | 1 747 | 11 100 | 643 | 12 204 | 10 720 | 1 484 |
| NO PIPED WATER | 86 679 | 13 973 | 72 706 | 4 705 | 81 974 | 74 726 | 7 248 |
| TOILET FACILITIES | | | | | | | |
| FLUSH TOILET, EXCLUSIVE USE | 2 342 311 | 1 678 723 | 663 588 | 1 716 484 | 625 827 | 523 954 | 101 873 |
| FLUSH TOILET, SHARED | 52 389 | 41 154 | 11 235 | 47 458 | 4 931 | 4 364 | 567 |
| OTHER TOILET FACILITIES OR NONE | 153 776 | 29 802 | 123 974 | 11 785 | 141 991 | 123 494 | 18 497 |
| BATHING FACILITIES | | | | | | | |
| BATHTUB OR SHOWER, EXCLUSIVE USE | 2 286 281 | 1 661 950 | 624 331 | 1 697 290 | 588 991 | 489 080 | 99 911 |
| BATHTUB OR SHOWER, SHARED | 54 618 | 42 728 | 11 890 | 49 262 | 5 356 | 4 723 | 633 |
| NO BATHTUB OR SHOWER | 207 577 | 45 001 | 162 576 | 29 175 | 178 402 | 158 009 | 20 393 |

Table 3.—BATHROOMS, ROOMS, AND BEDROOMS, FOR THE STATE, INSIDE AND OUTSIDE SMSA'S, URBAN AND RURAL: 1960

Bathrooms
Rooms

Bedrooms

[Some data based on sample; see text]

| SUBJECT | THE STATE | | | URBAN: TOTAL | RURAL | | |
|-------------------------------------|-----------|------------------|-------------------|-----------------|---------|---------|------------------|
| | TOTAL | INSIDE SMSA'S | OUTSIDE SMSA'S | | TOTAL | NONFARM | OCCUPIED FARM |
| BATHROOMS | | | | | | | |
| ALL UNITS | 2 548 373 | 1 749 576 | 798 797 | 1 775 674 | 772 699 | 652 398 | 120 301 |
| 1 | 1 845 675 | 1 326 075 | 519 600 | 1 352 530 | 493 145 | 407 065 | 86 080 |
| 1 PLUS PARTIAL | 260 155 | 211 407 | 48 748 | 218 487 | 41 668 | 35 459 | 6 209 |
| 2 OR MORE | 143 146 | 110 217 | 32 929 | 113 601 | 29 545 | 26 064 | 3 481 |
| SHARED OR NONE | 299 397 | 101 877 | 197 520 | 91 056 | 208 341 | 183 810 | 24 531 |
| OWNER OCCUPIED | 1 665 653 | 1 190 974 | 474 679 | 1 190 149 | 475 504 | 366 455 | 109 049 |
| 1 | 1 211 332 | 869 097 | 342 235 | 868 678 | 342 654 | 263 412 | 79 242 |
| MORE THAN 1 | 355 862 | 289 238 | 66 624 | 297 556 | 58 206 | 49 202 | 9 104 |
| SHARED OR NONE | 98 459 | 32 639 | 65 820 | 23 915 | 74 544 | 53 841 | 20 703 |
| RENTER OCCUPIED | 573 419 | 444 027 | 129 392 | 478 933 | 94 486 | 83 234 | 11 252 |
| 1 | 467 547 | 377 718 | 89 829 | 406 084 | 61 463 | 54 625 | 6 838 |
| MORE THAN 1 | 29 953 | 22 215 | 7 738 | 24 766 | 5 187 | 4 601 | 586 |
| SHARED OR NONE | 75 919 | 44 094 | 31 825 | 48 083 | 27 836 | 24 008 | 3 828 |
| ROOMS | | | | | | | |
| ALL UNITS | 2 548 476 | 1 749 679 | 798 797 | 1 775 727 | 772 749 | 651 812 | 120 937 |
| 1 ROOM | 63 685 | 34 844 | 28 841 | 36 801 | 26 884 | 26 166 | 718 |
| 2 ROOMS | 83 328 | 49 563 | 33 765 | 51 704 | 31 624 | 30 546 | 1 078 |
| 3 ROOMS | 211 611 | 134 108 | 77 503 | 141 543 | 70 068 | 67 511 | 2 557 |
| 4 ROOMS | 422 405 | 278 089 | 144 316 | 279 536 | 142 869 | 134 339 | 8 530 |
| 5 ROOMS | 734 199 | 562 871 | 171 318 | 566 609 | 167 590 | 150 831 | 16 759 |
| 6 ROOMS | 543 173 | 392 603 | 150 570 | 398 475 | 144 698 | 119 122 | 25 576 |
| 7 ROOMS | 268 695 | 170 972 | 97 723 | 175 918 | 92 777 | 66 599 | 26 178 |
| 8 ROOMS OR MORE | 221 380 | 126 629 | 94 751 | 125 141 | 96 239 | 56 698 | 39 541 |
| MEDIAN | 5.2 | 5.2 | 5.2 | 5.2 | 5.2 | 4.9 | 6.7 |
| OWNER OCCUPIED | 1 665 603 | 1 190 899 | 474 704 | 1 190 245 | 475 358 | 365 664 | 109 694 |
| 1 ROOM | 3 269 | 1 121 | 2 148 | 844 | 2 425 | 2 155 | 270 |
| 2 ROOMS | 11 305 | 5 010 | 6 295 | 4 156 | 7 149 | 6 393 | 756 |
| 3 ROOMS | 40 211 | 21 971 | 18 240 | 20 083 | 20 128 | 18 072 | 2 056 |
| 4 ROOMS | 226 536 | 157 199 | 69 337 | 154 481 | 72 055 | 64 673 | 7 382 |
| 5 ROOMS | 542 833 | 428 196 | 114 637 | 427 040 | 115 793 | 100 619 | 15 174 |
| 6 ROOMS | 433 999 | 319 922 | 114 077 | 323 261 | 110 738 | 87 112 | 23 626 |
| 7 ROOMS | 223 973 | 147 226 | 76 747 | 151 245 | 72 728 | 48 616 | 24 112 |
| 8 ROOMS OR MORE | 183 477 | 110 254 | 73 223 | 109 135 | 74 342 | 38 024 | 36 318 |
| MEDIAN | 5.5 | 5.5 | 5.7 | 5.5 | 5.7 | 5.4 | 6.7 |
| RENTER OCCUPIED | 573 476 | 444 109 | 129 367 | 478 844 | 94 632 | 83 389 | 11 243 |
| 1 ROOM | 29 486 | 24 180 | 5 306 | 26 524 | 2 962 | 2 514 | 448 |
| 2 ROOMS | 44 215 | 36 589 | 7 626 | 39 915 | 4 300 | 3 978 | 322 |
| 3 ROOMS | 115 784 | 93 613 | 22 171 | 103 665 | 12 119 | 11 618 | 501 |
| 4 ROOMS | 125 542 | 97 007 | 28 535 | 104 492 | 21 050 | 19 902 | 1 148 |
| 5 ROOMS | 131 464 | 105 560 | 25 904 | 112 403 | 19 061 | 17 476 | 1 585 |
| 6 ROOMS | 75 186 | 57 460 | 17 726 | 60 840 | 14 346 | 12 396 | 1 950 |
| 7 ROOMS | 29 493 | 18 176 | 11 317 | 19 514 | 9 979 | 7 913 | 2 066 |
| 8 ROOMS OR MORE | 22 306 | 11 524 | 10 782 | 11 491 | 10 815 | 7 592 | 3 223 |
| MEDIAN | 4.3 | 4.2 | 4.5 | 4.2 | 4.9 | 4.7 | 6.3 |
| VACANT AVAILABLE FOR SALE | 25 113 | 17 427 | 7 686 | 17 006 | 8 107 | 8 107 | ... |
| 1 TO 3 ROOMS | 1 545 | 664 | 881 | 637 | 908 | 908 | ... |
| 4 ROOMS | 3 838 | 2 443 | 1 395 | 2 318 | 1 520 | 1 520 | ... |
| 5 ROOMS | 9 625 | 7 404 | 2 221 | 7 230 | 2 395 | 2 395 | ... |
| 6 ROOMS | 5 524 | 4 052 | 1 472 | 3 882 | 1 642 | 1 642 | ... |
| 7 ROOMS OR MORE | 4 581 | 2 864 | 1 717 | 2 939 | 1 642 | 1 642 | ... |
| MEDIAN | 5.2 | 5.3 | 5.2 | 5.3 | 5.2 | 5.2 | ... |
| VACANT AVAILABLE FOR RENT | 61 684 | 49 200 | 12 484 | 51 934 | 9 750 | 9 750 | ... |
| 1 ROOM | 7 644 | 6 398 | 1 246 | 6 784 | 860 | 860 | ... |
| 2 ROOMS | 6 779 | 5 525 | 1 254 | 5 912 | 867 | 867 | ... |
| 3 ROOMS | 14 401 | 11 573 | 2 828 | 12 474 | 1 927 | 1 927 | ... |
| 4 ROOMS | 13 059 | 10 083 | 2 976 | 10 690 | 2 369 | 2 369 | ... |
| 5 ROOMS OR MORE | 19 801 | 15 621 | 4 180 | 16 074 | 3 727 | 3 727 | ... |
| MEDIAN | 3.7 | 3.6 | 3.8 | 3.6 | 4.0 | 4.0 | ... |
| BEDROOMS | | | | | | | |
| ALL UNITS | 2 544 200 | 1 745 656 | 798 544 | 1 772 321 | 771 879 | 648 012 | 123 867 |
| NONE | 89 331 | 54 557 | 34 774 | 58 061 | 31 270 | 30 535 | 735 |
| 1 | 326 540 | 209 825 | 116 715 | 222 175 | 104 365 | 99 241 | 5 124 |
| 2 | 863 087 | 603 152 | 259 935 | 607 803 | 255 284 | 233 957 | 21 327 |
| 3 | 923 962 | 676 192 | 247 770 | 682 373 | 241 589 | 197 156 | 44 433 |
| 4 OR MORE | 341 280 | 201 930 | 139 350 | 201 909 | 139 371 | 87 123 | 52 248 |
| OWNER OCCUPIED | 1 665 613 | 1 190 691 | 474 922 | 1 190 276 | 475 337 | 362 557 | 112 780 |
| 0 AND 1 | 81 111 | 45 822 | 35 289 | 43 902 | 37 209 | 32 850 | 4 359 |
| 2 | 546 789 | 402 368 | 144 421 | 399 882 | 146 907 | 127 804 | 19 103 |
| 3 | 762 940 | 574 436 | 188 504 | 577 302 | 185 638 | 144 829 | 40 809 |
| 4 OR MORE | 274 773 | 168 065 | 106 708 | 169 190 | 105 583 | 57 074 | 48 509 |
| RENTER OCCUPIED | 573 455 | 444 306 | 129 149 | 478 827 | 94 628 | 83 541 | 11 087 |
| NONE | 47 158 | 40 185 | 6 973 | 43 832 | 3 326 | 2 831 | 495 |
| 1 | 170 573 | 137 889 | 32 684 | 152 559 | 18 014 | 17 009 | 1 005 |
| 2 | 207 749 | 163 025 | 44 724 | 174 718 | 33 031 | 30 807 | 2 224 |
| 3 OR MORE | 147 975 | 103 207 | 44 768 | 107 718 | 40 257 | 32 894 | 7 363 |

Table 4.—STRUCTURAL CHARACTERISTICS AND HEATING EQUIPMENT, FOR THE STATE, INSIDE AND OUTSIDE SMSA'S, URBAN AND RURAL: 1960

[Based on sample; see text]

Units in Structure
Trailer
Year Structure Built

Basement
Heating Equipment

| SUBJECT | THE STATE | | | URBAN TOTAL | RURAL | | |
|--|-----------|------------------|-------------------|----------------|---------|---------|------------------|
| | TOTAL | INSIDE SMSA'S | OUTSIDE SMSA'S | | TOTAL | NONFARM | OCCUPIED FARM |
| UNITS IN STRUCTURE | | | | | | | |
| ALL UNITS | 2 548 373 | 1 749 576 | 798 797 | 1 775 674 | 772 699 | 652 398 | 120 301 |
| 1: DETACHED | 1 985 855 | 1 283 617 | 702 238 | 1 268 744 | 717 111 | 600 490 | 116 621 |
| 1: ATTACHED | 88 819 | 69 922 | 18 897 | 74 367 | 14 452 | 13 645 | 807 |
| 2 | 203 978 | 170 718 | 33 260 | 190 930 | 13 048 | 11 880 | 1 168 |
| 3 AND 4 | 84 027 | 66 774 | 17 253 | 78 137 | 5 890 | 5 817 | 73 |
| 5 OR MORE | 156 294 | 142 614 | 13 680 | 151 351 | 4 943 | 4 876 | 67 |
| TRAILER: | | | | | | | |
| ON PERMANENT FOUNDATION | 2 916 | 720 | 2 196 | 471 | 2 445 | 2 128 | 317 |
| MOBILE | 26 484 | 15 211 | 11 273 | 11 674 | 14 810 | 13 562 | 1 248 |
| OWNER OCCUPIED | 1 665 653 | 1 190 974 | 474 679 | 1 190 149 | 475 504 | 366 455 | 109 049 |
| 1: DETACHED | 1 526 204 | 1 084 062 | 442 142 | 1 076 862 | 449 342 | 343 182 | 106 160 |
| 1: ATTACHED | 30 042 | 23 481 | 6 561 | 24 583 | 5 459 | 4 903 | 556 |
| 2 | 66 292 | 56 053 | 10 239 | 62 356 | 3 936 | 3 122 | 814 |
| 3 AND 4 | 10 690 | 8 055 | 2 635 | 10 032 | 658 | 613 | 45 |
| 5 OR MORE | 5 619 | 4 618 | 1 001 | 5 127 | 492 | 430 | 62 |
| TRAILER | 26 806 | 14 705 | 12 101 | 11 189 | 15 617 | 14 205 | 1 412 |
| RENTER OCCUPIED | 573 419 | 444 027 | 129 392 | 478 933 | 94 486 | 83 234 | 11 252 |
| 1: DETACHED | 219 346 | 137 687 | 81 659 | 142 970 | 76 376 | 65 915 | 10 461 |
| 1: ATTACHED | 49 027 | 40 575 | 8 452 | 43 515 | 5 512 | 5 261 | 251 |
| 2 | 115 519 | 97 428 | 18 091 | 109 654 | 5 865 | 5 511 | 354 |
| 3 AND 4 | 60 619 | 49 509 | 11 110 | 57 576 | 3 043 | 3 015 | 28 |
| 5 TO 9 | 38 598 | 32 992 | 5 606 | 37 218 | 1 380 | 1 375 | 5 |
| 10 TO 19 | 28 631 | 26 592 | 2 039 | 28 168 | 463 | 463 | ... |
| 20 TO 49 | 36 104 | 35 299 | 805 | 35 920 | 184 | 184 | ... |
| 50 OR MORE | 22 981 | 22 719 | 262 | 22 956 | 25 | 25 | ... |
| TRAILER | 2 594 | 1 226 | 1 368 | 956 | 1 638 | 1 485 | 153 |
| VACANT AVAILABLE FOR RENT | 61 047 | 48 719 | 12 328 | 51 428 | 9 619 | 9 619 | ... |
| 1 | 19 967 | 12 640 | 7 327 | 12 707 | 7 260 | 7 260 | ... |
| 2 TO 4 | 21 940 | 18 305 | 3 635 | 20 204 | 1 736 | 1 736 | ... |
| 5 TO 9 | 4 801 | 3 977 | 824 | 4 507 | 294 | 294 | ... |
| 10 OR MORE | 14 339 | 13 797 | 542 | 14 010 | 329 | 329 | ... |
| YEAR STRUCTURE BUILT | | | | | | | |
| ALL UNITS | 2 548 476 | 1 749 679 | 798 797 | 1 775 727 | 772 749 | 651 812 | 120 937 |
| 1959 TO MARCH 1960 | 75 445 | 52 964 | 22 481 | 45 553 | 29 892 | 28 830 | 1 062 |
| 1955 TO 1958 | 289 659 | 206 880 | 82 779 | 188 936 | 100 723 | 96 183 | 4 540 |
| 1950 TO 1954 | 337 783 | 247 002 | 90 781 | 235 437 | 102 346 | 96 845 | 5 501 |
| 1940 TO 1949 | 404 389 | 283 388 | 121 001 | 271 114 | 133 275 | 123 729 | 9 546 |
| 1930 TO 1939 | 294 481 | 214 700 | 79 781 | 211 562 | 82 919 | 74 066 | 8 853 |
| 1929 OR EARLIER | 1 146 719 | 744 745 | 401 974 | 823 125 | 323 594 | 232 159 | 91 435 |
| OWNER OCCUPIED | 1 665 603 | 1 190 899 | 474 704 | 1 190 245 | 475 358 | 365 664 | 109 694 |
| 1955 TO MARCH 1960 | 280 380 | 216 496 | 63 884 | 194 758 | 85 622 | 80 316 | 5 306 |
| 1950 TO 1954 | 265 537 | 213 316 | 52 221 | 204 913 | 60 624 | 55 563 | 5 061 |
| 1940 TO 1949 | 296 235 | 230 008 | 66 227 | 221 617 | 74 618 | 65 980 | 8 638 |
| 1939 OR EARLIER | 823 451 | 531 079 | 292 372 | 568 957 | 254 494 | 163 805 | 90 689 |
| ALL HOUSING UNITS | 2 548 792 | 1 749 995 | 798 797 | 1 775 990 | 772 802 | 651 865 | 120 937 |
| BASEMENT | | | | | | | |
| BASEMENT | 1 891 868 | 1 402 643 | 489 225 | 1 472 184 | 419 684 | 318 883 | 100 801 |
| CONCRETE SLAB | 238 167 | 132 522 | 105 645 | 116 294 | 121 873 | 116 325 | 5 548 |
| OTHER | 418 338 | 214 411 | 203 927 | 187 196 | 231 142 | 217 190 | 13 952 |
| HEATING EQUIPMENT | | | | | | | |
| STEAM OR HOT WATER | 364 299 | 304 944 | 59 355 | 321 320 | 42 979 | 35 978 | 7 001 |
| WARM AIR FURNACE | 1 541 197 | 1 171 588 | 369 609 | 1 205 718 | 335 479 | 267 137 | 68 342 |
| FLOOR, WALL, OR PIPELESS FURNACE | 103 839 | 65 966 | 37 873 | 63 334 | 40 505 | 35 174 | 5 331 |
| BUILT-IN ELECTRIC UNITS | 6 142 | 3 342 | 2 800 | 3 119 | 3 023 | 2 743 | 280 |
| OTHER MEANS WITH FLUE | 491 610 | 189 201 | 302 409 | 168 941 | 322 669 | 283 549 | 39 120 |
| OTHER MEANS WITHOUT FLUE | 20 324 | 10 333 | 9 991 | 10 372 | 9 952 | 9 138 | 814 |
| NONE | 21 065 | 4 305 | 18 760 | 2 923 | 18 142 | 18 093 | 49 |

Table 5.—OCCUPANCY CHARACTERISTICS, FOR THE STATE, INSIDE AND OUTSIDE SMSA'S,
URBAN AND RURAL: 1960

Population
Persons

Persons per Room
Year Moved into Unit

[Based on sample; see text]

| SUBJECT | THE STATE | | | URBAN: TOTAL | RURAL | | |
|--|------------------|------------------|-------------------|------------------|----------------|----------------|------------------|
| | TOTAL | INSIDE SMSA'S | OUTSIDE SMSA'S | | TOTAL | NONFARM | OCCUPIED FARM |
| POPULATION | | | | | | | |
| POPULATION IN HOUSING UNITS: 1960 | 7 674 488 | 5 611 710 | 2 062 774 | 5 632 665 | 2 041 819 | 1 599 825 | 441 994 |
| PER OCCUPIED UNIT | 3.4 | 3.4 | 3.4 | 3.4 | 3.6 | 3.6 | 3.7 |
| OWNER | 3.6 | 3.6 | 3.4 | 3.6 | 3.6 | 3.6 | 3.6 |
| RENTER | 3.1 | 3.0 | 3.3 | 2.9 | 3.7 | 3.6 | 3.9 |
| POPULATION IN DWELLING UNITS: 1950 | 6 136 272 | 4 364 934 | 1 771 338 | 4 323 532 | 1 812 740 | 1 119 406 | 693 334 |
| PER OCCUPIED UNIT | 3.4 | 3.4 | 3.4 | 3.4 | 3.5 | 3.4 | 3.7 |
| ALL OCCUPIED UNITS | 2 239 079 | 1 635 008 | 604 071 | 1 669 089 | 569 990 | 449 053 | 120 937 |
| PERSONS | | | | | | | |
| OWNER OCCUPIED | 1 665 603 | 1 190 899 | 474 704 | 1 190 245 | 475 358 | 365 664 | 109 694 |
| 1 PERSON | 133 876 | 84 292 | 49 584 | 91 461 | 42 415 | 34 252 | 8 163 |
| 2 PERSONS | 455 290 | 314 984 | 140 306 | 320 368 | 134 922 | 101 895 | 33 327 |
| 3 PERSONS | 308 443 | 227 262 | 81 181 | 227 569 | 80 874 | 61 408 | 19 466 |
| 4 PERSONS | 312 277 | 232 456 | 79 821 | 230 210 | 82 067 | 65 299 | 16 768 |
| 5 PERSONS | 224 438 | 166 271 | 58 167 | 162 265 | 62 173 | 48 702 | 13 471 |
| 6 PERSONS | 126 106 | 91 297 | 34 809 | 87 439 | 38 667 | 29 697 | 8 970 |
| 7 PERSONS | 56 347 | 40 276 | 16 071 | 38 532 | 17 815 | 13 191 | 4 624 |
| 8 PERSONS OR MORE | 48 826 | 34 061 | 14 765 | 32 401 | 16 425 | 11 520 | 4 905 |
| MEDIAN | 3.3 | 3.4 | 3.1 | 3.3 | 3.2 | 3.3 | 3.2 |
| RENTER OCCUPIED | 573 476 | 444 109 | 129 367 | 478 844 | 94 632 | 83 389 | 11 243 |
| 1 PERSON | 126 376 | 102 125 | 24 251 | 113 705 | 12 671 | 11 526 | 1 145 |
| 2 PERSONS | 154 304 | 124 596 | 29 708 | 134 754 | 19 550 | 17 437 | 2 113 |
| 3 PERSONS | 100 101 | 76 994 | 23 107 | 82 852 | 17 249 | 15 385 | 1 864 |
| 4 PERSONS | 78 875 | 57 711 | 21 164 | 62 101 | 16 774 | 14 821 | 1 953 |
| 5 PERSONS | 51 505 | 37 122 | 14 383 | 39 253 | 12 252 | 10 420 | 1 832 |
| 6 PERSONS | 29 807 | 21 535 | 8 272 | 22 102 | 7 705 | 6 562 | 1 143 |
| 7 PERSONS | 15 250 | 11 042 | 4 208 | 11 199 | 4 051 | 3 473 | 578 |
| 8 PERSONS OR MORE | 17 258 | 12 984 | 4 274 | 12 878 | 4 380 | 3 765 | 615 |
| MEDIAN | 2.6 | 2.5 | 3.0 | 2.4 | 3.4 | 3.3 | 3.8 |
| PERSONS PER ROOM | | | | | | | |
| OWNER OCCUPIED | 1 665 603 | 1 190 899 | 474 704 | 1 190 245 | 475 358 | 365 664 | 109 694 |
| 0.50 OR LESS | 749 990 | 514 087 | 235 903 | 529 133 | 220 857 | 158 665 | 62 192 |
| 0.51 TO 0.75 | 376 409 | 275 192 | 101 217 | 273 514 | 102 895 | 80 323 | 22 572 |
| 0.76 TO 1.00 | 389 810 | 294 215 | 95 595 | 287 157 | 102 653 | 85 533 | 17 120 |
| 1.01 TO 1.50 | 124 845 | 91 794 | 33 051 | 86 617 | 38 228 | 32 010 | 6 218 |
| 1.51 OR MORE | 24 549 | 15 611 | 6 938 | 13 824 | 10 725 | 9 133 | 1 592 |
| RENTER OCCUPIED | 573 476 | 444 109 | 129 367 | 478 844 | 94 632 | 83 389 | 11 243 |
| 0.50 OR LESS | 218 517 | 170 418 | 48 099 | 186 334 | 32 183 | 27 595 | 4 588 |
| 0.51 TO 0.75 | 136 545 | 106 119 | 30 426 | 114 392 | 22 153 | 19 446 | 2 707 |
| 0.76 TO 1.00 | 147 545 | 114 026 | 33 519 | 122 744 | 24 801 | 22 348 | 2 453 |
| 1.01 TO 1.50 | 51 310 | 39 156 | 12 154 | 40 588 | 10 722 | 9 821 | 901 |
| 1.51 OR MORE | 19 559 | 14 390 | 5 169 | 14 786 | 4 773 | 4 179 | 594 |
| YEAR MOVED INTO UNIT | | | | | | | |
| OWNER OCCUPIED | 1 665 603 | 1 190 899 | 474 704 | 1 190 245 | 475 358 | 365 664 | 109 694 |
| 1959 TO MARCH 1960 | 172 611 | 125 826 | 46 785 | 119 463 | 53 148 | 48 380 | 4 768 |
| 1958 | 114 614 | 83 143 | 31 471 | 79 723 | 34 891 | 30 976 | 3 915 |
| 1957 | 119 063 | 87 025 | 32 038 | 84 992 | 34 071 | 30 000 | 4 071 |
| 1954 TO 1956 | 323 088 | 246 516 | 76 572 | 241 699 | 81 389 | 70 386 | 11 003 |
| 1950 TO 1953 | 292 283 | 220 974 | 71 309 | 221 021 | 71 262 | 57 507 | 13 755 |
| 1940 TO 1949 | 363 870 | 254 948 | 108 922 | 258 204 | 105 666 | 76 907 | 28 759 |
| 1939 OR EARLIER | 280 074 | 172 467 | 107 607 | 185 143 | 94 931 | 51 508 | 43 423 |
| RENTER OCCUPIED | 573 476 | 444 109 | 129 367 | 478 844 | 94 632 | 83 389 | 11 243 |
| 1959 TO MARCH 1960 | 248 824 | 191 700 | 57 124 | 208 471 | 40 353 | 38 138 | 2 215 |
| 1958 | 82 816 | 65 126 | 17 690 | 69 746 | 13 070 | 12 173 | 897 |
| 1957 | 52 516 | 41 165 | 11 351 | 44 130 | 8 386 | 7 577 | 809 |
| 1954 TO 1956 | 78 114 | 61 709 | 16 405 | 66 228 | 11 886 | 10 221 | 1 665 |
| 1950 TO 1953 | 44 949 | 35 145 | 9 804 | 37 812 | 7 137 | 5 866 | 1 271 |
| 1940 TO 1949 | 41 565 | 31 742 | 9 823 | 34 090 | 7 475 | 5 428 | 2 047 |
| 1939 OR EARLIER | 24 692 | 17 522 | 7 170 | 18 367 | 6 325 | 3 986 | 2 339 |

Table 6.—TYPE OF FUEL AND SELECTED EQUIPMENT, FOR THE STATE, INSIDE AND OUTSIDE SMSA'S,
URBAN AND RURAL: 1960

[Based on sample; see text]

Heating Fuel
Water Heat. Fuel
Cooking Fuel
Clothes Washing
Machine
Clothes Dryer
Home Food Freezer
Telephone Avail.
Automobiles Avail.
Air Conditioning
Television Sets
Radio Sets

| SUBJECT | THE STATE | | | URBAN: TOTAL | RURAL | | |
|---------------------------------------|-----------|------------------|-------------------|-----------------|---------|---------|------------------|
| | TOTAL | INSIDE SMSA'S | OUTSIDE SMSA'S | | TOTAL | NONFARM | OCCUPIED FARM |
| ALL OCCUPIED UNITS. | 2 239 079 | 1 635 008 | 604 071 | 1 669 089 | 569 990 | 449 053 | 120 937 |
| HEATING FUEL | | | | | | | |
| UTILITY GAS | 1 028 768 | 912 716 | 116 052 | 972 472 | 56 296 | 52 829 | 3 467 |
| FUEL OIL, KEROSENE, ETC. | 786 215 | 475 057 | 311 158 | 437 587 | 348 628 | 288 225 | 60 403 |
| COAL OR COKE. | 339 849 | 211 236 | 128 613 | 225 877 | 113 972 | 69 214 | 44 758 |
| WOOD. | 28 549 | 3 568 | 24 981 | 1 600 | 26 949 | 15 927 | 11 022 |
| ELECTRICITY | 5 760 | 3 635 | 2 125 | 3 374 | 2 386 | 2 095 | 291 |
| BOTTLED, TANK, OR LP GAS. | 40 048 | 21 251 | 18 797 | 20 842 | 19 206 | 15 771 | 3 435 |
| OTHER FUEL. | 9 113 | 7 182 | 1 931 | 6 977 | 2 136 | 1 703 | 433 |
| NONE. | 766 | 352 | 414 | 374 | 392 | 334 | 58 |
| WATER HEATING FUEL | | | | | | | |
| UTILITY GAS | 1 318 205 | 1 181 131 | 137 074 | 1 260 481 | 57 724 | 54 563 | 3 161 |
| ELECTRICITY | 532 869 | 254 372 | 278 497 | 222 942 | 309 927 | 235 764 | 74 163 |
| COAL OR COKE. | 63 140 | 50 485 | 12 655 | 54 798 | 8 342 | 6 082 | 2 260 |
| WOOD. | 6 689 | 1 790 | 4 899 | 2 027 | 4 662 | 2 473 | 2 189 |
| BOTTLED, TANK, OR LP GAS. | 122 815 | 60 353 | 62 462 | 53 923 | 68 892 | 53 586 | 15 306 |
| FUEL OIL, KEROSENE, ETC. | 81 231 | 45 914 | 35 317 | 43 263 | 37 968 | 30 232 | 7 736 |
| OTHER FUEL. | 4 124 | 2 859 | 1 265 | 3 173 | 951 | 744 | 207 |
| NONE. | 109 995 | 38 093 | 71 902 | 28 496 | 81 499 | 62 654 | 18 845 |
| COOKING FUEL | | | | | | | |
| UTILITY GAS | 1 052 807 | 946 227 | 106 580 | 1 007 941 | 44 866 | 41 673 | 3 193 |
| ELECTRICITY | 910 856 | 575 459 | 335 397 | 570 750 | 340 106 | 263 511 | 76 595 |
| BOTTLED, TANK, OR LP GAS. | 227 387 | 94 202 | 133 185 | 70 809 | 156 578 | 122 254 | 34 324 |
| FUEL OIL, KEROSENE, ETC. | 9 139 | 4 480 | 4 659 | 4 301 | 4 838 | 3 852 | 986 |
| COAL OR COKE. | 8 478 | 4 312 | 4 166 | 4 216 | 4 262 | 2 734 | 1 528 |
| WOOD. | 20 969 | 3 100 | 17 869 | 3 007 | 17 962 | 11 024 | 6 938 |
| OTHER FUEL. | 1 613 | 919 | 694 | 994 | 619 | 432 | 187 |
| NONE. | 7 819 | 6 298 | 1 521 | 7 085 | 734 | 618 | 116 |
| CLOTHES WASHING MACHINE | | | | | | | |
| WRINGER OR SPINNER. | 939 856 | 626 213 | 313 643 | 628 959 | 310 897 | 229 305 | 81 592 |
| AUTOMATIC OR SEMI-AUTOMATIC | 904 532 | 709 195 | 195 337 | 724 926 | 179 606 | 147 001 | 32 605 |
| WASHER-DRYER COMBINATION. | 44 962 | 31 768 | 13 194 | 32 507 | 12 455 | 9 642 | 2 813 |
| NONE. | 349 718 | 267 821 | 81 897 | 282 711 | 67 007 | 60 150 | 6 857 |
| CLOTHES DRYER | | | | | | | |
| GAS HEATED. | 320 237 | 284 412 | 35 825 | 290 707 | 29 530 | 25 514 | 4 016 |
| ELECTRICALLY HEATED | 411 542 | 258 434 | 153 108 | 250 268 | 161 274 | 126 137 | 35 137 |
| NONE. | 1 507 289 | 1 092 151 | 415 138 | 1 128 128 | 379 161 | 294 447 | 84 714 |
| HOME FOOD FREEZER | | | | | | | |
| 1 OR MORE | 430 582 | 252 702 | 177 880 | 223 905 | 206 677 | 131 904 | 74 773 |
| NONE. | 1 808 486 | 1 382 295 | 426 191 | 1 445 198 | 363 288 | 314 194 | 49 094 |
| TELEPHONE AVAILABLE | | | | | | | |
| YES | 1 928 267 | 1 441 287 | 486 980 | 1 477 158 | 451 109 | 353 437 | 97 672 |
| NO. | 310 812 | 193 721 | 117 091 | 191 931 | 118 881 | 95 616 | 23 265 |
| AUTOMOBILES AVAILABLE | | | | | | | |
| 1 | 1 351 434 | 971 088 | 380 346 | 992 700 | 358 734 | 277 471 | 81 263 |
| 2 | 504 692 | 368 473 | 136 219 | 355 366 | 149 336 | 118 697 | 30 639 |
| 3 OR MORE | 61 270 | 44 334 | 16 936 | 42 634 | 18 636 | 13 380 | 5 256 |
| NONE. | 321 630 | 251 060 | 70 570 | 278 371 | 43 259 | 36 550 | 6 709 |
| AIR CONDITIONING | | | | | | | |
| ROOM UNIT: 1 | 82 102 | 69 859 | 12 243 | 71 189 | 10 913 | 9 194 | 1 719 |
| 2 OR MORE | 18 320 | 15 345 | 2 975 | 15 166 | 3 154 | 2 599 | 555 |
| CENTRAL SYSTEM. | 18 735 | 14 182 | 4 553 | 14 797 | 3 938 | 3 118 | 820 |
| NONE. | 2 119 911 | 1 535 611 | 584 300 | 1 567 951 | 551 960 | 431 187 | 120 773 |
| TELEVISION SETS | | | | | | | |
| 1 | 1 793 863 | 1 292 024 | 501 839 | 1 318 253 | 475 610 | 370 734 | 104 876 |
| 2 OR MORE | 278 082 | 238 295 | 39 787 | 236 081 | 42 001 | 35 841 | 6 160 |
| NONE. | 167 123 | 104 678 | 62 445 | 114 769 | 52 354 | 39 523 | 12 831 |
| RADIO SETS | | | | | | | |
| 1 | 1 191 830 | 838 347 | 353 483 | 857 282 | 334 548 | 260 531 | 74 017 |
| 2 OR MORE | 904 004 | 693 987 | 210 017 | 709 088 | 194 916 | 152 023 | 42 893 |
| NONE. | 143 234 | 102 663 | 40 571 | 102 733 | 40 501 | 33 544 | 6 957 |

Table 7.—FINANCIAL CHARACTERISTICS AND DURATION OF VACANCY, FOR THE STATE, INSIDE AND OUTSIDE SMSA'S, URBAN AND RURAL NONFARM: 1960

Value
Gross Rent

Contract Rent
Duration of Vacancy

[Some data based on sample; see text. Plus (+) or minus (-) after number indicates median above or below that number]

| SUBJECT | THE STATE | | | URBAN TOTAL | RURAL NONFARM TOTAL |
|--|-----------|------------------|-------------------|----------------|---------------------------|
| | TOTAL | INSIDE SMSA'S | OUTSIDE SMSA'S | | |
| VALUE | | | | | |
| OWNER OCCUPIED | 1 385 389 | 1 059 800 | 325 589 | 1 096 923 | 288 466 |
| LESS THAN \$5,000 | 86 972 | 34 323 | 52 649 | 40 813 | 46 159 |
| \$5,000 TO \$7,400 | 163 569 | 97 467 | 66 102 | 109 770 | 53 799 |
| \$7,500 TO \$9,900 | 230 445 | 168 414 | 62 031 | 179 946 | 50 499 |
| \$10,000 TO \$12,400 | 267 046 | 213 635 | 53 411 | 221 310 | 45 736 |
| \$12,500 TO \$14,900 | 218 322 | 185 881 | 32 441 | 188 700 | 29 622 |
| \$15,000 TO \$17,400 | 160 676 | 138 593 | 22 083 | 139 530 | 21 146 |
| \$17,500 TO \$19,900 | 93 481 | 80 843 | 12 638 | 80 875 | 12 606 |
| \$20,000 TO \$24,900 | 81 749 | 69 008 | 12 741 | 67 761 | 13 988 |
| \$25,000 TO \$34,900 | 53 080 | 45 459 | 7 621 | 43 549 | 9 531 |
| \$35,000 OR MORE | 30 049 | 26 177 | 3 872 | 24 669 | 5 380 |
| MEDIAN DOLLARS | 12 000 | 12 700 | 9 300 | 12 500 | 9 700 |
| VACANT AVAILABLE FOR SALE | 23 579 | 17 355 | 6 224 | 17 104 | 6 475 |
| LESS THAN \$5,000 | 2 485 | 801 | 1 684 | 953 | 1 532 |
| \$5,000 TO \$9,900 | 6 197 | 4 018 | 2 179 | 4 149 | 2 048 |
| \$10,000 TO \$14,900 | 7 689 | 6 285 | 1 404 | 6 232 | 1 457 |
| \$15,000 TO \$19,900 | 3 958 | 3 347 | 611 | 3 267 | 691 |
| \$20,000 TO \$24,900 | 1 304 | 1 107 | 197 | 951 | 353 |
| \$25,000 OR MORE | 1 946 | 1 797 | 149 | 1 552 | 394 |
| MEDIAN PRICE ASKED DOLLARS | 12 000 | 13 100 | 8 100 | 12 800 | 9 100 |
| GROSS RENT | | | | | |
| RENTER OCCUPIED | 562 233 | 441 146 | 121 087 | 478 844 | 83 389 |
| LESS THAN \$20 | 1 687 | 644 | 1 043 | 813 | 874 |
| \$20 TO \$29 | 7 951 | 4 897 | 3 054 | 5 867 | 2 084 |
| \$30 TO \$39 | 20 374 | 13 724 | 6 650 | 16 391 | 3 983 |
| \$40 TO \$49 | 35 443 | 24 166 | 11 277 | 28 884 | 6 559 |
| \$50 TO \$59 | 55 685 | 39 845 | 15 840 | 46 749 | 8 936 |
| \$60 TO \$69 | 85 315 | 66 333 | 18 982 | 74 731 | 10 584 |
| \$70 TO \$79 | 84 455 | 68 629 | 15 826 | 74 148 | 10 307 |
| \$80 TO \$89 | 126 075 | 106 148 | 19 927 | 111 382 | 14 693 |
| \$100 TO \$119 | 64 607 | 56 400 | 8 207 | 58 302 | 6 305 |
| \$120 TO \$149 | 30 628 | 27 622 | 3 006 | 28 389 | 2 239 |
| \$150 TO \$199 | 9 627 | 8 709 | 918 | 8 907 | 720 |
| \$200 OR MORE | 2 947 | 2 617 | 330 | 2 578 | 369 |
| NO CASH RENT | 37 439 | 21 412 | 16 027 | 21 703 | 15 736 |
| MEDIAN DOLLARS | 77 | 79 | 68 | 77 | 71 |
| CONTRACT RENT | | | | | |
| RENTER OCCUPIED | 562 233 | 441 146 | 121 087 | 478 844 | 83 389 |
| LESS THAN \$20 | 7 203 | 1 932 | 5 271 | 2 640 | 4 563 |
| \$20 TO \$29 | 21 801 | 10 866 | 10 935 | 13 592 | 8 209 |
| \$30 TO \$39 | 41 028 | 25 907 | 15 121 | 30 794 | 10 234 |
| \$40 TO \$49 | 157 370 | 117 960 | 39 410 | 133 520 | 23 850 |
| \$50 TO \$59 | 194 194 | 168 259 | 25 935 | 179 788 | 14 406 |
| \$60 TO \$69 | 63 614 | 58 112 | 5 502 | 59 478 | 4 136 |
| \$70 TO \$79 | 33 864 | 31 456 | 2 408 | 32 025 | 1 839 |
| \$80 OR MORE | 5 720 | 5 242 | 478 | 5 304 | 416 |
| NO CASH RENT | 37 439 | 21 412 | 16 027 | 21 703 | 15 736 |
| MEDIAN DOLLARS | 63 | 65 | 51 | 64 | 49 |
| VACANT AVAILABLE FOR RENT | 58 985 | 48 144 | 10 841 | 51 484 | 7 501 |
| LESS THAN \$30 | 3 200 | 1 685 | 1 515 | 2 089 | 1 111 |
| \$30 TO \$39 | 5 761 | 4 102 | 1 659 | 4 571 | 1 190 |
| \$40 TO \$49 | 20 042 | 15 967 | 4 075 | 17 412 | 2 630 |
| \$50 TO \$59 | 20 161 | 17 876 | 2 285 | 18 753 | 1 408 |
| \$60 TO \$69 | 5 163 | 4 713 | 450 | 4 830 | 333 |
| \$70 TO \$79 | 2 262 | 2 071 | 191 | 2 083 | 179 |
| \$80 OR MORE | 2 396 | 1 730 | 666 | 1 746 | 650 |
| MEDIAN RENT ASKED (DOLLARS): | | | | | |
| VACANT AVAILABLE FOR RENT | 60 | 62 | 51 | 61 | 50 |
| WITH ALL UTILITIES IN RENT | 61 | 61 | 59 | 60 | 69 |
| WITH SOME OR NO UTILITIES IN RENT | 60 | 63 | 49 | 62 | 47 |
| DURATION OF VACANCY | | | | | |
| VACANT AVAILABLE FOR SALE | 25 702 | 17 901 | 7 801 | 17 555 | 8 147 |
| LESS THAN 4 MONTHS | 11 287 | 9 206 | 2 081 | 9 129 | 2 158 |
| 4 UP TO 6 MONTHS | 3 654 | 2 588 | 1 066 | 2 525 | 1 129 |
| 6 MONTHS OR MORE | 10 761 | 6 107 | 4 654 | 5 901 | 4 860 |
| VACANT AVAILABLE FOR RENT | 61 005 | 48 628 | 12 377 | 51 428 | 9 577 |
| LESS THAN 1 MONTH | 9 529 | 7 816 | 1 713 | 8 458 | 1 071 |
| 1 UP TO 4 MONTHS | 25 373 | 22 197 | 3 176 | 23 403 | 1 970 |
| 4 UP TO 6 MONTHS | 8 163 | 6 171 | 1 992 | 6 533 | 1 630 |
| 6 MONTHS OR MORE | 17 940 | 12 444 | 5 496 | 13 034 | 4 906 |

Table 8.—SELECTED CHARACTERISTICS OF HOUSING UNITS WITH NONWHITE HOUSEHOLD HEADS, FOR THE STATE, SMSA'S, AND PLACES OF 10,000 INHABITANTS OR MORE: 1960

[Based on sample; see text. Data shown for areas having 400 or more housing units with nonwhite household heads. "U" denotes an unincorporated place. Median not shown where base is less than 200; minus (-) after number indicates median below that number. Percent not shown where less than 0.1]

| AREA | TOTAL OCCUPIED UNITS | MEDIAN NUMBER OF ROOMS | MEDIAN NUMBER OF PERSONS | PERCENT OF ALL OCCUPIED-- | | | | | | | OWNER | RENTER |
|---|----------------------|------------------------|--------------------------|--------------------------------|-------------------------------|-------------------------------------|---------------------------------|---------------------------|----------------|-----------------|------------------------|-----------------------------|
| | | | | IN ONE-HOUSING UNIT STRUCTURES | IN STRUCTURES BUILT 1950-1960 | SOUND, WITH ALL PLUMBING FACILITIES | WITH 1 OR MORE PERSONS PER ROOM | MOVED IN DURING 1958-1960 | OWNER OCCUPIED | RENTER OCCUPIED | MEDIAN VALUE (DOLLARS) | MEDIAN GROSS RENT (DOLLARS) |
| THE STATE | 187 106 | 5.1 | 3.3 | 52.9 | 8.5 | 67.2 | 18.8 | 38.7 | 43.9 | 56.1 | 9 600 | 76 |
| URBAN | 180 030 | 5.1 | 3.3 | 51.3 | 7.7 | 68.4 | 18.6 | 39.1 | 43.0 | 57.0 | 9 800 | 76 |
| RURAL | 7 076 | 4.8 | 2.9 | 94.5 | 27.9 | 37.4 | 22.9 | 28.0 | 66.4 | 33.6 | 5 800 | 64 |
| NONFARM | 6 194 | 4.7 | 2.9 | 94.3 | 29.6 | 39.2 | 22.7 | 28.4 | 67.2 | 32.8 | 5 800 | 64 |
| FARM | 882 | 5.1 | 2.6 | 96.0 | 16.1 | 24.6 | 23.7 | 24.8 | 61.0 | 39.0 | ... | ... |
| INSIDE SMSA'S | 175 369 | 5.1 | 3.3 | 50.8 | 7.8 | 69.1 | 18.5 | 39.1 | 42.9 | 57.1 | 9 900 | 76 |
| IN CENTRAL CITIES | 153 846 | 5.2 | 3.2 | 47.9 | 5.4 | 69.9 | 17.6 | 39.7 | 40.8 | 59.2 | 9 800 | 76 |
| NOT IN CENTRAL CITIES | 21 523 | 5.0 | 3.6 | 71.5 | 25.2 | 62.9 | 24.7 | 34.5 | 57.5 | 42.5 | 9 900 | 73 |
| OUTSIDE SMSA'S | 11 737 | 4.8 | 3.0 | 84.1 | 17.9 | 39.8 | 22.9 | 33.6 | 59.6 | 40.4 | 6 600 | 64 |
| STANDARD METROPOLITAN STATISTICAL AREAS | | | | | | | | | | | | |
| ANN ARBOR | 2 967 | 4.6 | 3.0 | 63.8 | 23.0 | 58.6 | 25.1 | 46.5 | 46.1 | 53.9 | 11 500 | 85 |
| DETROIT | 147 598 | 5.2 | 3.2 | 47.9 | 7.3 | 71.2 | 17.5 | 38.8 | 41.1 | 58.9 | 10 200 | 76 |
| FLINT | 8 874 | 4.9 | 3.6 | 67.0 | 12.9 | 59.9 | 23.5 | 39.0 | 55.3 | 44.7 | 9 100 | 83 |
| GRAND RAPIDS | 3 820 | 5.4 | 3.3 | 45.8 | 1.6 | 60.2 | 17.8 | 45.9 | 47.6 | 52.4 | 8 100 | 69 |
| JACKSON | 1 238 | 5.8 | 3.3 | 76.5 | 1.6 | 48.9 | 15.9 | 28.8 | 59.6 | 40.4 | 7 000 | 75 |
| KALAMAZOO | 1 348 | 5.2 | 3.5 | 71.2 | 7.6 | 48.4 | 22.7 | 42.7 | 55.3 | 44.7 | 8 200 | 77 |
| LANSING | 2 051 | 5.2 | 3.4 | 67.4 | 9.5 | 72.7 | 18.4 | 45.9 | 55.9 | 44.1 | 9 900 | 83 |
| MUSKEGON-MUSKEGON HEIGHTS | 2 982 | 4.7 | 3.7 | 83.0 | 8.2 | 59.4 | 28.4 | 33.8 | 57.3 | 42.7 | 7 300 | 64 |
| SAGINAW | 4 308 | 5.0 | 4.0 | 66.6 | 10.5 | 48.5 | 30.2 | 40.9 | 46.7 | 53.3 | 8 100 | 81 |
| PLACES | | | | | | | | | | | | |
| ALBION | 590 | 5.2 | 4.2 | 92.7 | 25.9 | 51.2 | 31.9 | 26.1 | 49.8 | 50.2 | 6 800 | 67 |
| ANN ARBOR | 1 241 | 4.0 | 2.5 | 39.4 | 12.8 | 59.6 | 17.7 | 55.0 | 35.1 | 64.9 | 13 400 | 89 |
| BATTLE CREEK | 1 757 | 5.3 | 3.3 | 67.7 | 5.5 | 57.5 | 17.4 | 47.7 | 59.0 | 41.0 | 8 500 | 72 |
| BENTON HARBOR | 1 224 | 4.5 | 3.2 | 55.9 | 10.9 | 40.3 | 25.1 | 40.7 | 43.7 | 56.3 | 9 200 | 64 |
| DETROIT | 129 643 | 5.2 | 3.2 | 45.1 | 5.0 | 72.2 | 16.6 | 39.6 | 39.0 | 61.0 | 10 200 | 76 |
| ECORSE | 1 385 | 5.0 | 3.7 | 73.1 | 36.3 | 78.3 | 24.7 | 43.2 | 65.7 | 34.3 | 11 500 | 73 |
| FLINT | 8 431 | 4.9 | 3.5 | 65.9 | 10.4 | 58.8 | 23.3 | 37.1 | 54.1 | 45.9 | 9 000 | 83 |
| GRAND RAPIDS | 3 698 | 5.4 | 3.3 | 44.1 | 0.7 | 59.6 | 18.0 | 46.9 | 46.4 | 53.6 | 7 900 | 69 |
| HAMTRAMCK | 1 285 | 4.9 | 3.4 | 44.3 | 0.9 | 51.8 | 21.6 | 26.6 | 37.0 | 63.0 | 8 100 | 66 |
| HIGHLAND PARK | 2 065 | 5.5 | 3.5 | 49.3 | 0.4 | 70.5 | 12.8 | 40.1 | 46.0 | 54.0 | 9 800 | 82 |
| INKSTER | 3 065 | 4.9 | 3.8 | 81.8 | 37.8 | 89.9 | 28.5 | 31.9 | 67.8 | 32.2 | 10 800 | 82 |
| JACKSON | 1 196 | 5.8 | 3.4 | 76.1 | 0.9 | 49.7 | 16.5 | 28.8 | 59.9 | 40.1 | 7 000 | 75 |
| KALAMAZOO | 1 226 | 5.2 | 3.6 | 69.2 | 5.4 | 46.4 | 23.6 | 43.1 | 52.4 | 47.6 | 8 100 | 78 |
| LANSING | 1 805 | 5.4 | 3.5 | 68.8 | 5.9 | 72.4 | 18.7 | 44.3 | 58.4 | 41.6 | 10 000 | 84 |
| MOUNT CLEMENS | 541 | 5.2 | 3.9 | 74.1 | 17.6 | 45.5 | 31.8 | 39.6 | 53.2 | 46.8 | 7 100 | 70 |
| MUSKEGON | 978 | 4.7 | 3.1 | 71.2 | 0.4 | 43.9 | 25.3 | 43.1 | 38.7 | 61.3 | 9 000 | 68 |
| MUSKEGON HEIGHTS | 1 658 | 4.8 | 4.0 | 86.7 | 9.5 | 74.7 | 29.3 | 29.4 | 64.9 | 35.1 | 7 300 | 59 |
| PONTIAC | 3 318 | 5.0 | 3.5 | 70.3 | 25.7 | 66.8 | 23.3 | 36.3 | 57.2 | 42.8 | 9 200 | 70 |
| PORT HURON | 438 | 5.3 | 2.4 | 82.9 | 4.1 | 46.1 | 11.6 | 19.9 | 68.7 | 31.3 | 5 600 | ... |
| RIVER ROUGE | 1 441 | 5.0 | 3.4 | 56.1 | 14.3 | 56.8 | 24.6 | 26.4 | 49.3 | 50.7 | 10 800 | 69 |
| SAGINAW | 3 812 | 5.0 | 4.1 | 62.3 | 8.6 | 49.2 | 30.1 | 40.5 | 43.2 | 56.8 | 8 300 | 81 |
| YPSILANTI | 1 192 | 4.6 | 3.3 | 74.0 | 20.9 | 58.5 | 26.4 | 35.5 | 49.8 | 50.2 | 10 200 | 86 |

Table 9.—TENURE, CONDITION AND PLUMBING FACILITIES, AND STRUCTURAL CHARACTERISTICS OF HOUSING UNITS WITH NONWHITE HOUSEHOLD HEADS, FOR THE STATE, INSIDE AND OUTSIDE SMSA'S, URBAN AND RURAL: 1960

Tenure
Condition and Plumb.
Water Supply
Toilet Facilities

Bathing Fac.
Bathrooms
Rooms
Bedrooms

[Based on sample; see text. Data shown for areas having 400 or more housing units with nonwhite household heads. Median not shown where base is less than 200]

| SUBJECT | THE STATE | | | URBAN: TOTAL | RURAL | | |
|---|-----------|------------------|-------------------|-----------------|-------|---------|------|
| | TOTAL | INSIDE SMSA'S | OUTSIDE SMSA'S | | TOTAL | NONFARM | FARM |
| ALL OCCUPIED UNITS. | 187 106 | 175 369 | 11 737 | 180 030 | 7 076 | 6 194 | 882 |
| TENURE | | | | | | | |
| OWNER OCCUPIED. | 82 193 | 75 192 | 7 001 | 77 494 | 4 699 | 4 161 | 538 |
| RENTER OCCUPIED. | 104 913 | 100 177 | 4 736 | 102 536 | 2 377 | 2 033 | 344 |
| CONDITION AND PLUMBING | | | | | | | |
| OWNER OCCUPIED. | 82 193 | 75 192 | 7 001 | 77 494 | 4 699 | 4 161 | 538 |
| SOUND | 64 517 | 60 477 | 4 040 | 61 938 | 2 579 | 2 335 | 244 |
| WITH ALL PLUMBING FACILITIES. | 63 072 | 59 653 | 3 419 | 61 049 | 2 023 | 1 826 | 197 |
| LACKING SOME OR ALL FACILITIES. | 1 445 | 824 | 621 | 889 | 556 | 509 | 47 |
| DETERIORATING | 13 789 | 11 805 | 1 984 | 12 429 | 1 360 | 1 184 | 176 |
| WITH ALL PLUMBING FACILITIES. | 12 133 | 10 926 | 1 207 | 11 501 | 632 | 544 | 88 |
| LACKING SOME OR ALL FACILITIES. | 1 656 | 879 | 777 | 928 | 728 | 640 | 88 |
| DILAPIDATED | 3 887 | 2 910 | 977 | 3 127 | 760 | 642 | 118 |
| RENTER OCCUPIED | 104 913 | 100 177 | 4 736 | 102 536 | 2 377 | 2 033 | 344 |
| SOUND | 67 067 | 65 355 | 1 712 | 66 197 | 870 | 798 | 72 |
| WITH ALL PLUMBING FACILITIES. | 62 715 | 61 468 | 1 247 | 62 092 | 623 | 603 | 20 |
| LACKING SOME OR ALL FACILITIES. | 4 352 | 3 887 | 465 | 4 105 | 247 | 195 | 52 |
| DETERIORATING | 27 180 | 25 656 | 1 524 | 26 582 | 598 | 532 | 66 |
| WITH ALL PLUMBING FACILITIES. | 22 980 | 22 219 | 761 | 22 797 | 183 | 169 | 14 |
| LACKING SOME OR ALL FACILITIES. | 4 200 | 3 437 | 763 | 3 785 | 415 | 363 | 52 |
| DILAPIDATED | 10 666 | 9 166 | 1 500 | 9 757 | 909 | 703 | 206 |
| ALL OCCUPIED UNITS. | 187 106 | 175 369 | 11 737 | 180 030 | 7 076 | 6 194 | 882 |
| WATER SUPPLY | | | | | | | |
| HOT AND COLD PIPED WATER INSIDE STRUCTURE | 179 671 | 171 715 | 7 956 | 175 749 | 3 922 | 3 555 | 367 |
| ONLY COLD PIPED WATER INSIDE STRUCTURE. | 4 956 | 2 995 | 1 961 | 3 709 | 1 247 | 1 105 | 142 |
| PIPED WATER OUTSIDE STRUCTURE | 309 | 69 | 240 | 56 | 253 | 148 | 105 |
| NO PIPED WATER. | 2 170 | 590 | 1 580 | 516 | 1 654 | 1 386 | 268 |
| TOILET FACILITIES | | | | | | | |
| FLUSH TOILET, EXCLUSIVE USE | 176 072 | 167 346 | 8 726 | 171 609 | 4 463 | 4 055 | 408 |
| FLUSH TOILET, SHARED. | 7 476 | 6 963 | 513 | 7 437 | 39 | 36 | 3 |
| OTHER TOILET FACILITIES OR NONE | 3 558 | 1 060 | 2 498 | 984 | 2 574 | 2 103 | 471 |
| BATHING FACILITIES | | | | | | | |
| BATHTUB OR SHOWER, EXCLUSIVE USE. | 174 057 | 165 964 | 8 093 | 169 795 | 4 262 | 3 859 | 403 |
| BATHTUB OR SHOWER, SHARED. | 7 760 | 7 303 | 457 | 7 724 | 36 | 33 | 3 |
| NO BATHTUB OR SHOWER. | 5 289 | 2 102 | 3 187 | 2 511 | 2 778 | 2 302 | 476 |
| BATHROOMS | | | | | | | |
| OWNER OCCUPIED. | 82 191 | 75 185 | 7 006 | 77 497 | 4 694 | 4 173 | 521 |
| 1 | 64 786 | 60 475 | 4 311 | 62 297 | 2 489 | 2 221 | 268 |
| MORE THAN 1 | 13 109 | 12 568 | 541 | 12 879 | 230 | 200 | 30 |
| SHARED OR NONE. | 4 296 | 2 142 | 2 154 | 2 321 | 1 975 | 1 752 | 223 |
| RENTER OCCUPIED | 104 981 | 100 230 | 4 751 | 102 597 | 2 384 | 2 033 | 351 |
| 1 | 90 747 | 88 453 | 2 294 | 89 823 | 924 | 890 | 34 |
| MORE THAN 1 | 2 997 | 2 896 | 101 | 2 966 | 31 | 31 | ... |
| SHARED OR NONE. | 11 237 | 8 881 | 2 356 | 9 808 | 1 429 | 1 112 | 317 |
| ROOMS | | | | | | | |
| OWNER OCCUPIED. | 82 193 | 75 192 | 7 001 | 77 494 | 4 699 | 4 161 | 538 |
| 1 ROOM. | 136 | 74 | 62 | 54 | 82 | 75 | 7 |
| 2 ROOMS | 333 | 169 | 164 | 176 | 157 | 157 | ... |
| 3 ROOMS | 1 346 | 947 | 399 | 964 | 382 | 343 | 39 |
| 4 ROOMS | 7 174 | 5 904 | 1 270 | 6 202 | 972 | 943 | 29 |
| 5 ROOMS | 22 752 | 20 887 | 1 865 | 21 595 | 1 157 | 1 048 | 109 |
| 6 ROOMS | 25 221 | 23 626 | 1 595 | 24 231 | 990 | 851 | 139 |
| 7 ROOMS | 12 468 | 11 615 | 853 | 12 030 | 438 | 353 | 85 |
| 8 ROOMS OR MORE | 12 763 | 11 970 | 793 | 12 242 | 521 | 391 | 130 |
| MEDIAN. | 5.9 | 5.9 | 5.4 | 5.9 | 5.2 | 5.0 | 6.1 |
| RENTER OCCUPIED | 104 913 | 100 177 | 4 736 | 102 536 | 2 377 | 2 033 | 344 |
| 1 ROOM. | 4 671 | 4 270 | 401 | 4 393 | 278 | 127 | 151 |
| 2 ROOMS | 7 918 | 7 396 | 522 | 7 673 | 245 | 166 | 79 |
| 3 ROOMS | 19 675 | 18 809 | 866 | 19 362 | 313 | 288 | 25 |
| 4 ROOMS | 21 382 | 20 170 | 1 212 | 20 711 | 671 | 647 | 24 |
| 5 ROOMS | 26 417 | 25 404 | 1 013 | 25 946 | 471 | 439 | 32 |
| 6 ROOMS | 17 699 | 17 257 | 442 | 17 484 | 215 | 196 | 19 |
| 7 ROOMS | 4 637 | 4 451 | 186 | 4 526 | 111 | 97 | 14 |
| 8 ROOMS OR MORE | 2 514 | 2 420 | 94 | 2 441 | 73 | 73 | ... |
| MEDIAN. | 4.4 | 4.5 | 4.0 | 4.5 | 4.0 | 4.2 | 1.8 |
| BEDROOMS | | | | | | | |
| OWNER OCCUPIED. | 82 077 | 74 951 | 7 126 | 77 315 | 4 762 | 4 133 | 629 |
| 2 AND 1 | 3 191 | 2 334 | 857 | 2 433 | 758 | 695 | 63 |
| 3 | 24 600 | 21 790 | 2 810 | 22 890 | 1 710 | 1 660 | 50 |
| 4 OR MORE | 34 439 | 32 188 | 2 251 | 33 208 | 1 231 | 973 | 258 |
| RENTER OCCUPIED | 19 847 | 18 639 | 1 208 | 18 784 | 1 063 | 805 | 258 |
| NONE. | 105 031 | 100 489 | 4 542 | 102 717 | 2 314 | 2 011 | 303 |
| 1 | 6 715 | 6 375 | 340 | 6 414 | 301 | 162 | 139 |
| 2 | 28 807 | 27 430 | 1 377 | 28 331 | 476 | 399 | 77 |
| 3 OR MORE | 38 595 | 36 821 | 1 774 | 37 600 | 995 | 944 | 51 |
| MEDIAN. | 30 914 | 29 863 | 1 051 | 30 372 | 542 | 506 | 36 |

Table 10.—OCCUPANCY CHARACTERISTICS, UNITS IN STRUCTURE, AND YEAR STRUCTURE BUILT FOR HOUSING UNITS WITH NONWHITE HOUSEHOLD HEADS, FOR THE STATE, INSIDE AND OUTSIDE SMSA'S, URBAN AND RURAL: 1960

Units in Structure
Trailer
Year Structure
Built
Persons
Persons per Room
Year Moved into
Unit

[Based on sample; see text. Data shown for areas having 400 or more housing units with nonwhite household heads. Median not shown where base is less than 200]

| SUBJECT | THE STATE | | | URBAN: TOTAL | RURAL | | |
|-----------------------------|-----------|------------------|-------------------|-----------------|-------|---------|------|
| | TOTAL | INSIDE SMSA'S | OUTSIDE SMSA'S | | TOTAL | NONFARM | FARM |
| ALL OCCUPIED UNITS. | 187 106 | 175 369 | 11 737 | 180 030 | 7 076 | 6 194 | 882 |
| UNITS IN STRUCTURE | | | | | | | |
| OWNER OCCUPIED. | 82 191 | 75 185 | 7 006 | 77 497 | 4 694 | 4 173 | 521 |
| 1, DETACHED. | 61 605 | 55 081 | 6 524 | 57 139 | 4 466 | 3 961 | 505 |
| 1, ATTACHED. | 4 649 | 4 542 | 107 | 4 534 | 115 | 103 | 12 |
| 2. | 13 470 | 13 274 | 196 | 13 444 | 26 | 26 | ... |
| 3 AND 4. | 1 491 | 1 405 | 86 | 1 474 | 17 | 17 | ... |
| 5 OR MORE. | 865 | 847 | 18 | 861 | 4 | 4 | ... |
| TRAILER. | 111 | 36 | 75 | 45 | 66 | 62 | 4 |
| RENTER OCCUPIED. | 104 981 | 100 230 | 4 751 | 102 597 | 2 384 | 2 033 | 351 |
| 1, DETACHED. | 21 908 | 19 367 | 2 541 | 20 219 | 1 689 | 1 384 | 305 |
| 1, ATTACHED. | 10 666 | 10 078 | 588 | 10 358 | 308 | 287 | 21 |
| 2. | 28 129 | 27 429 | 700 | 28 044 | 85 | 67 | 18 |
| 3 AND 4. | 14 449 | 13 897 | 552 | 14 271 | 178 | 171 | 7 |
| 5 TO 9. | 8 633 | 8 388 | 245 | 8 575 | 58 | 58 | ... |
| 10 TO 19. | 8 216 | 8 135 | 81 | 8 191 | 25 | 25 | ... |
| 20 TO 49. | 8 751 | 8 746 | 5 | 8 751 | ... | ... | ... |
| 50 OR MORE. | 4 161 | 4 161 | ... | 4 161 | ... | ... | ... |
| TRAILER. | 68 | 29 | 39 | 27 | 41 | 41 | ... |
| YEAR STRUCTURE BUILT | | | | | | | |
| OWNER OCCUPIED. | 82 193 | 75 192 | 7 001 | 77 494 | 4 699 | 4 161 | 538 |
| 1955 TO MARCH 1960. | 4 702 | 4 096 | 606 | 4 046 | 656 | 612 | 44 |
| 1950 TO 1954. | 4 741 | 3 987 | 754 | 4 012 | 729 | 683 | 46 |
| 1940 TO 1949. | 8 099 | 6 826 | 1 273 | 6 958 | 1 141 | 1 083 | 58 |
| 1939 OR EARLIER. | 64 651 | 60 283 | 4 368 | 62 478 | 2 173 | 1 783 | 390 |
| RENTER OCCUPIED. | 104 913 | 100 177 | 4 736 | 102 536 | 2 377 | 2 033 | 344 |
| 1955 TO MARCH 1960. | 2 814 | 2 490 | 324 | 2 529 | 285 | 272 | 13 |
| 1950 TO 1954. | 3 557 | 3 140 | 417 | 3 250 | 307 | 268 | 39 |
| 1940 TO 1949. | 6 090 | 5 384 | 706 | 5 511 | 579 | 461 | 118 |
| 1939 OR EARLIER. | 92 452 | 89 163 | 3 289 | 91 246 | 1 206 | 1 032 | 174 |
| PERSONS | | | | | | | |
| OWNER OCCUPIED. | 82 193 | 75 192 | 7 001 | 77 494 | 4 699 | 4 161 | 538 |
| 1 PERSON. | 5 302 | 4 506 | 796 | 4 703 | 599 | 551 | 48 |
| 2 PERSONS. | 19 727 | 17 643 | 2 084 | 18 197 | 1 530 | 1 372 | 158 |
| 3 PERSONS. | 15 850 | 14 609 | 1 241 | 15 049 | 801 | 708 | 93 |
| 4 PERSONS. | 12 543 | 11 688 | 855 | 12 041 | 502 | 449 | 53 |
| 5 PERSONS. | 9 731 | 9 132 | 599 | 9 321 | 410 | 344 | 66 |
| 6 PERSONS. | 7 150 | 6 631 | 519 | 6 856 | 294 | 254 | 40 |
| 7 PERSONS. | 4 530 | 4 213 | 317 | 4 312 | 218 | 193 | 25 |
| 8 PERSONS OR MORE. | 7 360 | 6 770 | 590 | 7 015 | 345 | 290 | 55 |
| MEDIAN. | 3.5 | 3.6 | 3.0 | 3.6 | 2.8 | 2.7 | 3.2 |
| RENTER OCCUPIED. | 104 913 | 100 177 | 4 736 | 102 536 | 2 377 | 2 033 | 344 |
| 1 PERSON. | 17 588 | 16 763 | 825 | 17 150 | 438 | 307 | 131 |
| 2 PERSONS. | 25 534 | 24 416 | 1 118 | 24 993 | 541 | 445 | 96 |
| 3 PERSONS. | 17 559 | 16 854 | 705 | 17 194 | 365 | 328 | 37 |
| 4 PERSONS. | 13 746 | 13 162 | 584 | 13 452 | 294 | 277 | 17 |
| 5 PERSONS. | 10 785 | 10 356 | 429 | 10 597 | 188 | 174 | 14 |
| 6 PERSONS. | 7 625 | 7 282 | 343 | 7 440 | 185 | 174 | 11 |
| 7 PERSONS. | 4 774 | 4 478 | 296 | 4 650 | 124 | 115 | 9 |
| 8 PERSONS OR MORE. | 7 302 | 6 866 | 436 | 7 060 | 242 | 213 | 29 |
| MEDIAN. | 3.0 | 3.0 | 3.1 | 3.0 | 3.1 | 3.3 | 1.9 |
| PERSONS PER ROOM | | | | | | | |
| OWNER OCCUPIED. | 82 193 | 75 192 | 7 001 | 77 494 | 4 699 | 4 161 | 538 |
| 0.50 OR LESS. | 36 149 | 32 888 | 3 261 | 33 888 | 2 261 | 1 984 | 277 |
| 0.51 TO 0.75. | 17 573 | 16 188 | 1 385 | 16 717 | 856 | 776 | 80 |
| 0.76 TO 1.00. | 16 764 | 15 549 | 1 215 | 16 006 | 758 | 664 | 94 |
| 1.01 TO 1.50. | 8 595 | 7 869 | 726 | 8 132 | 463 | 413 | 50 |
| 1.51 OR MORE. | 3 112 | 2 698 | 414 | 2 751 | 361 | 324 | 37 |
| RENTER OCCUPIED. | 104 913 | 100 177 | 4 736 | 102 536 | 2 377 | 2 033 | 344 |
| 0.50 OR LESS. | 32 785 | 31 517 | 1 268 | 32 137 | 648 | 582 | 66 |
| 0.51 TO 0.75. | 21 282 | 20 547 | 735 | 20 926 | 356 | 326 | 30 |
| 0.76 TO 1.00. | 27 461 | 26 274 | 1 187 | 26 882 | 579 | 453 | 126 |
| 1.01 TO 1.50. | 15 637 | 14 878 | 759 | 15 289 | 348 | 328 | 20 |
| 1.51 OR MORE. | 7 748 | 6 961 | 787 | 7 302 | 446 | 344 | 102 |
| YEAR MOVED INTO UNIT | | | | | | | |
| OWNER OCCUPIED. | 82 193 | 75 192 | 7 001 | 77 494 | 4 699 | 4 161 | 538 |
| 1959 TO MARCH 1960. | 9 355 | 8 668 | 687 | 8 956 | 399 | 372 | 27 |
| 1958. | 5 156 | 4 664 | 492 | 4 834 | 322 | 298 | 24 |
| 1957. | 6 626 | 6 084 | 542 | 6 240 | 386 | 339 | 47 |
| 1954 TO 1956. | 18 474 | 17 161 | 1 313 | 17 524 | 950 | 851 | 99 |
| 1950 TO 1953. | 17 414 | 16 232 | 1 182 | 16 592 | 822 | 723 | 99 |
| 1940 TO 1949. | 18 148 | 16 325 | 1 823 | 16 921 | 1 227 | 1 076 | 151 |
| 1939 OR EARLIER. | 7 020 | 6 058 | 962 | 6 427 | 593 | 502 | 91 |
| RENTER OCCUPIED. | 104 913 | 100 177 | 4 736 | 102 536 | 2 377 | 2 033 | 344 |
| 1959 TO MARCH 1960. | 41 916 | 39 842 | 2 074 | 40 943 | 973 | 848 | 125 |
| 1958. | 16 022 | 15 327 | 695 | 15 736 | 286 | 243 | 43 |
| 1957. | 11 690 | 11 161 | 529 | 11 438 | 252 | 213 | 39 |
| 1954 TO 1956. | 17 412 | 16 772 | 640 | 17 059 | 353 | 290 | 63 |
| 1950 TO 1953. | 8 689 | 8 337 | 352 | 8 490 | 199 | 175 | 24 |
| 1940 TO 1949. | 6 467 | 6 200 | 267 | 6 279 | 188 | 156 | 32 |
| 1939 OR EARLIER. | 2 717 | 2 538 | 179 | 2 591 | 126 | 108 | 18 |

Table 11.—SELECTED EQUIPMENT AND FINANCIAL CHARACTERISTICS OF HOUSING UNITS WITH NONWHITE HOUSEHOLD HEADS, FOR THE STATE, INSIDE AND OUTSIDE SMSA'S, URBAN AND RURAL: 1960

[Based on sample; see text. Data shown for areas having 400 or more housing units with nonwhite household heads. Median not shown where base is less than 200; minus (-) after number indicates median below that number]

Heating Equip.
Clothes Washing
Machine
Clothes Dryer
Home Food
Freezer
Automobiles Avail.
Air Conditioning
Television Sets
Radio Sets
Value
Gross Rent

| SUBJECT | THE STATE | | | URBAN TOTAL | RURAL | | |
|---|-----------|------------------|-------------------|----------------|-------|---------|------|
| | TOTAL | INSIDE SMSA'S | OUTSIDE SMSA'S | | TOTAL | NONFARM | FARM |
| ALL OCCUPIED UNITS. | 187 066 | 175 369 | 11 737 | 180 030 | 7 076 | 6 194 | 882 |
| HEATING EQUIPMENT | | | | | | | |
| STEAM OR HOT WATER. | 55 812 | 55 416 | 396 | 55 583 | 229 | 205 | 24 |
| WARM AIR FURNACE. | 90 694 | 85 587 | 5 107 | 88 621 | 2 073 | 1 830 | 243 |
| FLOOR, WALL, OR PIPELESS FURNACE. | 4 603 | 4 211 | 392 | 4 344 | 259 | 235 | 24 |
| BUILT-IN ELECTRIC UNITS. | 462 | 408 | 54 | 428 | 34 | 34 | ..* |
| OTHER MEANS WITH FLUE. | 32 521 | 27 007 | 5 514 | 28 216 | 4 305 | 3 771 | 534 |
| OTHER MEANS WITHOUT FLUE. | 2 828 | 2 573 | 255 | 2 674 | 154 | 100 | 54 |
| NONE. | 186 | 167 | 19 | 164 | 22 | 19 | 3 |
| CLOTHES WASHING MACHINE | | | | | | | |
| WRINGER OR SPINNER. | 98 915 | 92 315 | 6 600 | 94 555 | 4 360 | 3 696 | 664 |
| AUTOMATIC OR SEMI-AUTOMATIC. | 30 030 | 28 343 | 1 687 | 29 111 | 919 | 868 | 51 |
| WASHER-DRYER COMBINATION. | 2 438 | 2 258 | 180 | 2 320 | 118 | 78 | 40 |
| NONE. | 55 725 | 52 524 | 3 201 | 54 046 | 1 679 | 1 502 | 177 |
| CLOTHES DRYER | | | | | | | |
| GAS HEATED. | 5 519 | 5 371 | 148 | 5 486 | 33 | 33 | ..* |
| ELECTRICALLY HEATED. | 4 248 | 3 691 | 557 | 3 765 | 483 | 412 | 71 |
| NONE. | 177 341 | 166 378 | 10 963 | 170 781 | 6 560 | 5 699 | 861 |
| HOME FOOD FREEZER | | | | | | | |
| 1 OR MORE. | 16 264 | 13 486 | 2 778 | 14 063 | 2 201 | 1 769 | 432 |
| NONE. | 170 844 | 161 954 | 8 890 | 165 969 | 4 875 | 4 375 | 500 |
| AUTOMOBILES AVAILABLE | | | | | | | |
| 1. | 92 055 | 85 249 | 6 806 | 87 579 | 4 476 | 3 920 | 556 |
| 2. | 16 564 | 15 006 | 1 558 | 15 314 | 1 250 | 974 | 276 |
| 3 OR MORE. | 2 351 | 2 085 | 266 | 2 201 | 150 | 111 | 39 |
| NONE. | 76 045 | 73 007 | 3 038 | 74 845 | 1 200 | 1 139 | 61 |
| AIR CONDITIONING | | | | | | | |
| ROOM UNIT: | | | | | | | |
| 1. | 3 547 | 3 324 | 223 | 3 409 | 138 | 98 | 40 |
| 2 OR MORE. | 1 117 | 1 084 | 33 | 1 098 | 19 | 19 | ..* |
| CENTRAL SYSTEM. | 1 147 | 1 027 | 120 | 1 111 | 36 | 16 | 20 |
| NONE. | 181 297 | 170 005 | 11 292 | 174 414 | 6 883 | 6 011 | 872 |
| TELEVISION SETS | | | | | | | |
| 1. | 149 110 | 139 734 | 9 376 | 143 435 | 5 675 | 5 038 | 637 |
| 2 OR MORE. | 16 900 | 16 389 | 511 | 16 678 | 222 | 182 | 40 |
| NONE. | 21 098 | 19 317 | 1 781 | 19 919 | 1 179 | 924 | 255 |
| RADIO SETS | | | | | | | |
| 1. | 118 435 | 110 890 | 7 545 | 113 514 | 4 921 | 4 327 | 594 |
| 2 OR MORE. | 47 674 | 45 317 | 2 357 | 46 487 | 1 187 | 972 | 215 |
| NONE. | 20 999 | 19 233 | 1 766 | 20 031 | 968 | 845 | 123 |
| VALUE | | | | | | | |
| OWNER OCCUPIED. | | | | | | | |
| LESS THAN \$5,000. | 67 919 | 62 590 | 5 329 | 64 788 | | | |
| \$5,000 TO \$7,400. | 5 389 | 3 639 | 1 750 | 4 052 | 3 131 | 3 131 | ..* |
| \$7,500 TO \$9,900. | 12 335 | 10 899 | 1 436 | 11 661 | 1 337 | 1 337 | ..* |
| \$10,000 TO \$12,400. | 18 956 | 17 790 | 1 166 | 18 488 | 674 | 674 | ..* |
| \$12,500 TO \$14,900. | 16 513 | 15 921 | 592 | 16 165 | 468 | 468 | ..* |
| \$15,000 TO \$17,400. | 8 098 | 7 914 | 184 | 7 968 | 348 | 348 | ..* |
| \$17,500 TO \$19,900. | 3 707 | 3 625 | 82 | 3 644 | 130 | 130 | ..* |
| \$20,000 TO \$24,900. | 1 456 | 1 396 | 60 | 1 420 | 63 | 63 | ..* |
| \$25,000 TO \$34,900. | 945 | 898 | 47 | 913 | 36 | 36 | ..* |
| \$35,000 OR MORE. | 386 | 378 | 8 | 359 | 32 | 32 | ..* |
| MEDIAN. | 134 | 130 | 4 | 118 | 27 | 27 | ..* |
| | 9 600 | 9 900 | 6 600 | 9 800 | 5 800 | 5 800 | ..* |
| GROSS RENT | | | | | | | |
| RENTER OCCUPIED. | | | | | | | |
| LESS THAN \$20. | 104 913 | 100 177 | 4 736 | 102 536 | 2 377 | 2 377 | ..* |
| \$20 TO \$29. | 182 | 129 | 53 | 148 | 34 | 34 | ..* |
| \$30 TO \$39. | 983 | 841 | 142 | 886 | 97 | 97 | ..* |
| \$40 TO \$49. | 3 380 | 3 026 | 354 | 3 224 | 156 | 156 | ..* |
| \$50 TO \$59. | 6 950 | 6 436 | 514 | 6 775 | 175 | 175 | ..* |
| \$60 TO \$69. | 11 039 | 10 393 | 646 | 10 798 | 241 | 241 | ..* |
| \$70 TO \$79. | 17 581 | 16 890 | 691 | 17 290 | 291 | 291 | ..* |
| \$80 TO \$89. | 19 303 | 18 690 | 613 | 19 044 | 259 | 259 | ..* |
| \$90 TO \$99. | 26 239 | 25 592 | 647 | 25 979 | 260 | 260 | ..* |
| \$100 TO \$119. | 11 591 | 11 344 | 247 | 11 520 | 71 | 71 | ..* |
| \$120 TO \$149. | 3 757 | 3 728 | 29 | 3 728 | 29 | 29 | ..* |
| \$150 TO \$199. | 494 | 478 | 16 | 480 | 14 | 14 | ..* |
| \$200 OR MORE. | ..* | ..* | ..* | ..* | ..* | ..* | ..* |
| NO CASH RENT. | 3 414 | 2 630 | 784 | 2 664 | 750 | 750 | ..* |
| MEDIAN. | 76 | 76 | 64 | 76 | 64 | 64 | ..* |

Table 12.—TENURE, VACANCY STATUS, AND CONDITION AND PLUMBING FACILITIES, FOR SMSA'S, CONSTITUENT COUNTIES, PLACES OF 50,000 INHABITANTS OR MORE, URBAN BALANCE, RURAL TOTAL, AND URBANIZED AREAS: 1960

Tenure by Color,
Vacancy Status
Condition and Plumb.

Water Supply
Toilet Fac.
Bathing Fac.

[Some data based on sample; see text. "U" denotes an unincorporated place]

| SUBJECT | STANDARD METROPOLITAN STATISTICAL AREAS | | | | | | | |
|--|---|-----------|------------------|--------|---------------------------|----------|------------------|--------|
| | THE AREA WASHTENAW COUNTY | ANN ARBOR | | | BAY CITY | | | |
| | | ANN ARBOR | URBAN BALANCE | RURAL | THE AREA BAY COUNTY | BAY CITY | URBAN BALANCE | RURAL |
| ALL HOUSING UNITS. | 51 408 | 20 752 | 15 707 | 14 949 | 32 295 | 16 692 | 5 551 | 10 052 |
| TENURE, COLOR, AND VACANCY STATUS | | | | | | | | |
| OCCUPIED | 47 272 | 19 726 | 14 768 | 12 778 | 30 062 | 15 991 | 5 310 | 8 761 |
| OWNER OCCUPIED | 30 271 | 10 125 | 10 352 | 9 794 | 24 300 | 11 838 | 4 700 | 7 762 |
| PERCENT OF ALL OCCUPIED. | 64.0 | 51.3 | 70.1 | 76.6 | 80.8 | 74.0 | 88.5 | 88.6 |
| WHITE | 28 904 | 9 689 | 9 518 | 9 697 | 24 196 | 11 759 | 4 696 | 7 741 |
| NONWHITE | 1 367 | 436 | 834 | 97 | 104 | 79 | 4 | 21 |
| RENTER OCCUPIED. | 17 001 | 9 601 | 4 416 | 2 984 | 5 762 | 4 153 | 610 | 999 |
| WHITE | 15 401 | 8 796 | 3 793 | 2 812 | 5 683 | 4 074 | 610 | 999 |
| NONWHITE | 1 600 | 805 | 623 | 172 | 79 | 79 | ... | ... |
| VACANT | 4 136 | 1 026 | 939 | 2 171 | 2 233 | 701 | 241 | 1 291 |
| YEAR ROUND | 2 806 | 945 | 932 | 929 | 1 171 | 598 | 150 | 423 |
| SOUND OR DETERIORATING | 2 594 | 927 | 856 | 811 | 1 011 | 539 | 132 | 340 |
| AVAILABLE | 1 810 | 773 | 663 | 374 | 618 | 404 | 79 | 135 |
| FOR SALE ONLY. | 494 | 178 | 185 | 131 | 254 | 121 | 49 | 84 |
| HOMEOWNER VACANCY RATE | 1.6 | 1.7 | 1.8 | 1.3 | 1.0 | 1.0 | 1.0 | 1.1 |
| FOR RENT | 1 316 | 595 | 478 | 243 | 364 | 283 | 30 | 51 |
| RENTAL VACANCY RATE. | 7.2 | 5.8 | 9.8 | 7.5 | 5.9 | 6.4 | 4.7 | 4.9 |
| RENTED OR SOLD, AWAITING OCCUPANCY | 220 | 73 | 57 | 90 | 122 | 28 | 20 | 19 |
| HELD FOR OCCASIONAL USE. | 199 | 15 | 24 | 160 | 38 | 13 | 6 | 112 |
| HELD FOR OTHER REASONS | 365 | 66 | 112 | 187 | 233 | 94 | 27 | 83 |
| DILAPIDATED. | 212 | 18 | 76 | 118 | 160 | 59 | 18 | 868 |
| SEASONAL | 1 330 | 81 | 7 | 1 242 | 1 062 | 103 | 91 | 868 |
| CONDITION AND PLUMBING | | | | | | | | |
| ALL UNITS. | 51 388 | 20 752 | 15 705 | 14 931 | 32 295 | 16 692 | 5 551 | 10 052 |
| SOUND. | 44 688 | 19 031 | 13 357 | 12 300 | 26 283 | 13 714 | 4 816 | 7 753 |
| WITH ALL PLUMBING FACILITIES | 41 855 | 17 909 | 12 858 | 11 088 | 24 554 | 13 187 | 4 607 | 6 760 |
| LACKING ONLY HOT WATER | 2 291 | 8 | 19 | 264 | 279 | 78 | 40 | 161 |
| LACKING OTHER PLUMBING FACILITIES. | 2 542 | 1 114 | 480 | 948 | 1 450 | 449 | 169 | 832 |
| DETERIORATING. | 5 145 | 1 747 | 1 510 | 1 888 | 4 806 | 2 551 | 589 | 1 666 |
| WITH ALL PLUMBING FACILITIES | 3 862 | 1 213 | 1 420 | 1 229 | 3 381 | 2 134 | 441 | 806 |
| LACKING ONLY HOT WATER | 210 | 8 | 42 | 160 | 196 | 88 | 23 | 85 |
| LACKING OTHER PLUMBING FACILITIES. | 1 073 | 289 | 285 | 499 | 1 229 | 329 | 125 | 775 |
| DILAPIDATED. | 1 555 | 211 | 601 | 743 | 1 206 | 427 | 146 | 633 |
| OWNER OCCUPIED | 30 271 | 10 125 | 10 352 | 9 794 | 24 300 | 11 838 | 4 700 | 7 762 |
| SOUND. | 27 668 | 9 647 | 9 408 | 8 613 | 20 811 | 10 338 | 4 181 | 6 292 |
| WITH ALL PLUMBING FACILITIES | 27 064 | 9 567 | 9 283 | 8 214 | 19 943 | 10 179 | 4 037 | 5 727 |
| LACKING SOME OR ALL FACILITIES | 604 | 80 | 125 | 399 | 868 | 159 | 144 | 565 |
| DETERIORATING. | 2 076 | 403 | 754 | 919 | 2 907 | 1 331 | 414 | 1 162 |
| WITH ALL PLUMBING FACILITIES | 1 728 | 381 | 680 | 667 | 2 109 | 1 162 | 318 | 629 |
| LACKING SOME OR ALL FACILITIES | 348 | 22 | 74 | 252 | 798 | 169 | 96 | 533 |
| DILAPIDATED. | 527 | 75 | 190 | 262 | 582 | 169 | 105 | 308 |
| RENTER OCCUPIED. | 17 001 | 9 601 | 4 416 | 2 984 | 5 762 | 4 153 | 610 | 999 |
| SOUND. | 13 832 | 8 484 | 3 315 | 2 033 | 4 061 | 2 936 | 445 | 680 |
| WITH ALL PLUMBING FACILITIES | 12 479 | 7 546 | 3 023 | 1 910 | 3 553 | 2 631 | 406 | 516 |
| LACKING SOME OR ALL FACILITIES | 1 353 | 938 | 292 | 123 | 508 | 305 | 39 | 164 |
| DETERIORATING. | 2 380 | 988 | 776 | 616 | 1 367 | 1 032 | 132 | 203 |
| WITH ALL PLUMBING FACILITIES | 1 756 | 738 | 595 | 423 | 1 020 | 835 | 96 | 89 |
| LACKING SOME OR ALL FACILITIES | 624 | 250 | 181 | 193 | 347 | 197 | 36 | 114 |
| DILAPIDATED. | 789 | 129 | 325 | 335 | 334 | 185 | 33 | 116 |
| VACANT AVAILABLE FOR SALE. | 494 | 178 | 185 | 131 | 254 | 121 | 49 | 84 |
| WITH ALL PLUMBING FACILITIES | 451 | 177 | 161 | 113 | 207 | 108 | 42 | 57 |
| LACKING SOME OR ALL FACILITIES | 43 | 1 | 24 | 18 | 47 | 13 | 7 | 27 |
| VACANT AVAILABLE FOR RENT. | 1 316 | 595 | 478 | 243 | 364 | 283 | 30 | 51 |
| WITH ALL PLUMBING FACILITIES | 1 036 | 480 | 353 | 203 | 291 | 232 | 29 | 30 |
| LACKING SOME OR ALL FACILITIES | 280 | 115 | 125 | 40 | 73 | 51 | 1 | 21 |
| ALL HOUSING UNITS. | 51 408 | 20 752 | 15 707 | 14 949 | 32 295 | 16 692 | 5 551 | 10 052 |
| WATER SUPPLY | | | | | | | | |
| HOT AND COLD PIPED WATER INSIDE STRUCTURE. | 49 096 | 20 693 | 15 336 | 13 067 | 29 246 | 16 095 | 5 155 | 7 996 |
| ONLY COLD PIPED WATER INSIDE STRUCTURE | 1 545 | 55 | 275 | 1 215 | 1 705 | 576 | 247 | 882 |
| PIPED WATER OUTSIDE STRUCTURE. | 84 | ... | 13 | 71 | 132 | 4 | 12 | 116 |
| NO PIPED WATER | 663 | 4 | 81 | 578 | 1 212 | 17 | 137 | 1 058 |
| TOILET FACILITIES | | | | | | | | |
| FLUSH TOILET, EXCLUSIVE USE. | 47 937 | 19 359 | 14 932 | 13 646 | 29 748 | 16 138 | 5 329 | 8 281 |
| FLUSH TOILET, SHARED | 2 058 | 1 381 | 573 | 104 | 584 | 512 | 16 | 56 |
| OTHER TOILET FACILITIES OR NONE. | 1 393 | 12 | 200 | 1 181 | 1 963 | 42 | 206 | 1 715 |
| BATHING FACILITIES | | | | | | | | |
| BATHTUB OR SHOWER, EXCLUSIVE USE | 47 257 | 19 302 | 14 756 | 13 199 | 29 006 | 15 789 | 5 189 | 8 028 |
| BATHTUB OR SHOWER, SHARED. | 2 188 | 1 407 | 649 | 132 | 567 | 494 | 12 | 61 |
| NO BATHTUB OR SHOWER | 1 943 | 43 | 300 | 1 600 | 2 722 | 409 | 350 | 1 963 |

Table 12.—TENURE, VACANCY STATUS, AND CONDITION AND PLUMBING FACILITIES, FOR SMSA'S, CONSTITUENT COUNTIES, PLACES OF 50,000 INHABITANTS OR MORE, URBAN BALANCE, RURAL TOTAL, AND URBANIZED AREAS: 1960—CON.

Tenure by Color,
Vacancy Status
Condition and Plumb.

Water Supply
Toilet Fac.
Barthing Fac.

[Some data based on sample; see text. "U" denotes an unincorporated place]

| SUBJECT | STANDARD METROPOLITAN STATISTICAL AREAS—CON. | | | | | | |
|--|--|----------|---------|----------|---------|--------------|--------|
| | DETROIT | | | | | | |
| | THE AREA | COUNTIES | | | PLACES | | |
| | HACOMB | OAKLAND | WAYNE | DEARBORN | DETROIT | LINCOLN PARK | |
| ALL HOUSING UNITS. | 1 153 243 | 113 362 | 204 632 | 835 249 | 35 059 | 553 199 | 14 992 |
| TENURE, COLOR, AND VACANCY STATUS | | | | | | | |
| OCCUPIED | 1 080 649 | 106 995 | 188 986 | 784 668 | 33 898 | 514 837 | 14 621 |
| OWNER OCCUPIED | 767 603 | 92 272 | 157 365 | 517 966 | 26 507 | 299 472 | 12 732 |
| PERCENT OF ALL OCCUPIED. | 71.0 | 86.2 | 83.3 | 66.0 | 78.2 | 58.2 | 87.1 |
| WHITE | 706 962 | 91 398 | 154 573 | 460 991 | 26 495 | 248 954 | 12 724 |
| NONWHITE | 60 641 | 874 | 2 792 | 56 975 | 12 | 50 518 | 8 |
| RENTER OCCUPIED. | 313 046 | 14 723 | 31 621 | 266 702 | 7 391 | 215 365 | 1 889 |
| WHITE | 226 089 | 14 074 | 28 948 | 183 067 | 7 375 | 136 240 | 1 889 |
| NONWHITE | 86 957 | 649 | 2 673 | 83 635 | 16 | 79 125 | ... |
| VACANT | 72 594 | 6 367 | 15 646 | 50 581 | 1 161 | 38 362 | 371 |
| YEAR ROUND | 64 836 | 5 550 | 10 264 | 49 022 | 1 134 | 37 213 | 363 |
| SOUND OR DETERIORATING | 59 329 | 5 113 | 9 245 | 44 971 | 1 064 | 33 955 | 348 |
| AVAILABLE. | 48 144 | 3 325 | 5 720 | 39 099 | 886 | 30 748 | 262 |
| FOR SALE ONLY. | 11 036 | 1 858 | 2 809 | 6 369 | 143 | 2 839 | 152 |
| HOMEOWNER VACANCY RATE | 1.4 | 2.0 | 1.8 | 1.2 | 0.5 | 0.9 | 1.2 |
| FOR RENT | 37 108 | 1 467 | 2 911 | 32 730 | 743 | 27 909 | 110 |
| RENTAL VACANCY RATE. | 10.6 | 9.1 | 8.4 | 10.9 | 9.1 | 11.5 | 5.5 |
| RENTED OR SOLD, AWAITING OCCUPANCY | 4 150 | 868 | 1 254 | 2 028 | 83 | 820 | 33 |
| HELD FOR OCCASIONAL USE. | 1 344 | 150 | 748 | 446 | 18 | 261 | 9 |
| HELD FOR OTHER REASONS | 5 691 | 770 | 1 523 | 3 398 | 77 | 2 126 | 44 |
| DILAPIDATED. | 5 507 | 437 | 1 019 | 4 051 | 70 | 3 258 | 15 |
| SEASONAL | 7 758 | 817 | 5 382 | 1 559 | 27 | 1 149 | 8 |
| CONDITION AND PLUMBING | | | | | | | |
| ALL UNITS. | 1 153 001 | 113 337 | 204 634 | 835 030 | 35 059 | 553 106 | 14 992 |
| SOUND. | 1 028 117 | 104 509 | 183 414 | 740 194 | 33 406 | 477 760 | 14 389 |
| WITH ALL PLUMBING FACILITIES | 1 002 896 | 102 614 | 178 537 | 721 745 | 32 117 | 464 740 | 14 321 |
| LACKING ONLY HOT WATER | 2 840 | 423 | 1 055 | 1 362 | 61 | 715 | 12 |
| LACKING OTHER PLUMBING FACILITIES. | 22 381 | 1 472 | 3 822 | 17 087 | 1 228 | 12 305 | 56 |
| DETERIORATING. | 99 299 | 6 558 | 16 195 | 76 546 | 1 420 | 60 788 | 522 |
| WITH ALL PLUMBING FACILITIES | 85 840 | 5 242 | 13 357 | 67 241 | 1 168 | 53 967 | 478 |
| LACKING ONLY HOT WATER | 1 691 | 259 | 567 | 865 | 25 | 433 | 8 |
| LACKING OTHER PLUMBING FACILITIES. | 11 768 | 1 057 | 2 271 | 8 440 | 227 | 6 388 | 36 |
| DILAPIDATED. | 25 585 | 2 270 | 5 025 | 18 290 | 233 | 14 558 | 61 |
| OWNER OCCUPIED | 767 603 | 92 272 | 157 365 | 517 966 | 26 507 | 299 472 | 12 732 |
| SOUND. | 724 203 | 87 588 | 147 514 | 489 101 | 25 831 | 279 212 | 12 398 |
| WITH ALL PLUMBING FACILITIES | 719 340 | 86 667 | 146 089 | 486 584 | 25 470 | 278 454 | 12 362 |
| LACKING SOME OR ALL FACILITIES | 4 863 | 921 | 1 425 | 2 517 | 361 | 758 | 36 |
| DETERIORATING. | 36 447 | 3 586 | 7 955 | 24 906 | 631 | 17 598 | 297 |
| WITH ALL PLUMBING FACILITIES | 33 642 | 3 022 | 6 945 | 23 675 | 598 | 17 280 | 289 |
| LACKING SOME OR ALL FACILITIES | 2 805 | 564 | 1 010 | 1 231 | 33 | 318 | 8 |
| DILAPIDATED. | 6 953 | 1 098 | 1 896 | 3 959 | 45 | 2 662 | 37 |
| RENTER OCCUPIED. | 313 046 | 14 723 | 31 621 | 266 702 | 7 391 | 215 365 | 1 889 |
| SOUND. | 251 319 | 11 947 | 24 354 | 215 018 | 6 674 | 171 990 | 1 641 |
| WITH ALL PLUMBING FACILITIES | 237 478 | 11 395 | 23 184 | 202 899 | 5 954 | 162 636 | 1 609 |
| LACKING SOME OR ALL FACILITIES | 13 841 | 552 | 1 170 | 12 119 | 720 | 9 354 | 32 |
| DETERIORATING. | 48 962 | 2 077 | 5 445 | 41 440 | 586 | 34 771 | 211 |
| WITH ALL PLUMBING FACILITIES | 41 817 | 1 648 | 4 636 | 35 533 | 472 | 29 959 | 179 |
| LACKING SOME OR ALL FACILITIES | 7 145 | 429 | 809 | 5 907 | 114 | 4 812 | 32 |
| DILAPIDATED. | 12 765 | 699 | 1 822 | 10 244 | 131 | 8 604 | 37 |
| VACANT AVAILABLE FOR SALE. | 11 036 | 1 858 | 2 809 | 6 369 | 143 | 2 839 | 152 |
| WITH ALL PLUMBING FACILITIES | 10 681 | 1 796 | 2 663 | 6 222 | 143 | 2 785 | 150 |
| LACKING SOME OR ALL FACILITIES | 355 | 62 | 146 | 147 | ... | 54 | 2 |
| VACANT AVAILABLE FOR RENT. | 37 108 | 1 467 | 2 911 | 32 730 | 743 | 27 909 | 110 |
| WITH ALL PLUMBING FACILITIES | 31 012 | 1 238 | 2 516 | 27 258 | 430 | 23 501 | 105 |
| LACKING SOME OR ALL FACILITIES | 6 096 | 229 | 395 | 5 472 | 313 | 4 408 | 5 |
| ALL HOUSING UNITS. | 1 153 243 | 113 362 | 204 632 | 835 249 | 35 059 | 553 199 | 14 992 |
| WATER SUPPLY | | | | | | | |
| HOT AND COLD PIPED WATER INSIDE STRUCTURE. | 1 136 158 | 110 331 | 197 985 | 827 842 | 34 870 | 550 100 | 14 927 |
| ONLY COLD PIPED WATER INSIDE STRUCTURE | 12 926 | 1 761 | 5 373 | 5 792 | 181 | 2 931 | 62 |
| PIPED WATER OUTSIDE STRUCTURE. | 413 | 119 | 171 | 123 | ... | 8 | ... |
| NO PIPED WATER | 3 504 | 1 126 | 1 105 | 1 273 | 8 | 67 | 3 |
| TOILET FACILITIES | | | | | | | |
| FLUSH TOILET, EXCLUSIVE USE. | 1 120 223 | 110 602 | 200 427 | 809 194 | 33 692 | 533 904 | 14 914 |
| FLUSH TOILET, SHARED | 25 565 | 710 | 1 773 | 23 082 | 1 204 | 19 013 | 62 |
| OTHER TOILET FACILITIES OR NONE. | 7 213 | 2 025 | 2 434 | 2 754 | 163 | 189 | 16 |
| BATHING FACILITIES | | | | | | | |
| BATHTUB OR SHOWER, EXCLUSIVE USE | 1 114 524 | 110 113 | 197 226 | 807 185 | 33 740 | 532 891 | 14 896 |
| BATHTUB OR SHOWER, SHARED. | 26 384 | 760 | 1 913 | 23 711 | 1 157 | 19 525 | 54 |
| NO BATHTUB OR SHOWER | 12 093 | 2 464 | 5 495 | 4 134 | 162 | 690 | 42 |

Table 12.—TENURE, VACANCY STATUS, AND CONDITION AND PLUMBING FACILITIES, FOR SMSA'S, CONSTITUENT COUNTIES, PLACES OF 50,000 INHABITANTS OR MORE, URBAN BALANCE, RURAL TOTAL, AND URBANIZED AREAS: 1960—CON.

Tenure by Color,
Vacancy Status
Condition and Plumb.

Water Supply
Toilet Fac.
Bathing Fac.

[Some data based on sample; see text. "U" denotes an unincorporated place]

| SUBJECT | STANDARD METROPOLITAN STATISTICAL AREAS--CON. | | | | | | | |
|--|---|---------|-----------|-----------|-----------------|--------|---------------|--------|
| | DETROIT--CON. | | | | | | | |
| | PLACES--CON. | | | | | | URBAN BALANCE | RURAL |
| | LIVONIA | PONTIAC | ROSEVILLE | ROYAL OAK | ST CLAIR SHORES | WARREN | | |
| ALL HOUSING UNITS. | 17 941 | 24 754 | 13 030 | 23 537 | 20 954 | 25 332 | 366 126 | 58 319 |
| TENURE, COLOR, AND VACANCY STATUS | | | | | | | | |
| OCCUPIED | 17 014 | 23 224 | 12 405 | 22 803 | 20 284 | 23 941 | 346 452 | 51 170 |
| OWNER OCCUPIED | 16 046 | 15 451 | 11 069 | 18 365 | 18 592 | 20 911 | 286 502 | 41 956 |
| PERCENT OF ALL OCCUPIED. | 94.3 | 66.5 | 89.2 | 80.5 | 91.7 | 87.3 | 82.7 | 82.0 |
| WHITE. | 16 030 | 13 553 | 10 944 | 18 341 | 18 543 | 20 875 | 279 141 | 41 562 |
| NONWHITE | 16 | 1 898 | 125 | 24 | 49 | 36 | 7 361 | 594 |
| RENTER OCCUPIED. | 968 | 7 773 | 1 326 | 4 438 | 1 692 | 3 030 | 59 950 | 9 214 |
| WHITE. | 968 | 6 353 | 1 286 | 4 422 | 1 688 | 3 017 | 54 009 | 8 842 |
| NONWHITE | ... | 1 420 | 50 | 16 | 4 | 13 | 5 941 | 372 |
| VACANT | 927 | 1 530 | 625 | 734 | 670 | 1 391 | 19 674 | 7 149 |
| YEAR ROUND | 916 | 1 491 | 602 | 705 | 649 | 1 325 | 16 424 | 4 014 |
| SOUND OR DETERIORATING | 890 | 1 372 | 577 | 697 | 608 | 1 283 | 15 026 | 3 509 |
| AVAILABLE. | 709 | 1 104 | 367 | 550 | 494 | 739 | 10 383 | 1 902 |
| FOR SALE ONLY. | 606 | 314 | 246 | 211 | 357 | 457 | 4 744 | 967 |
| HOMEOWNER VACANCY RATE | 3.6 | 2.0 | 2.2 | 1.1 | 1.9 | 2.1 | 1.6 | 2.3 |
| FOR RENT | 103 | 790 | 121 | 339 | 137 | 282 | 5 639 | 935 |
| RENTAL VACANCY RATE. | 9.6 | 9.2 | 8.3 | 7.1 | 7.5 | 8.5 | 8.6 | 9.2 |
| RENTED OR SOLD, AWAITING OCCUPANCY | 117 | 71 | 124 | 82 | 54 | 385 | 1 965 | 416 |
| HELD FOR OCCASIONAL USE | 12 | 14 | 7 | 9 | 8 | 19 | 601 | 386 |
| HELD FOR OTHER REASONS | 52 | 183 | 79 | 56 | 52 | 140 | 2 077 | 805 |
| DILAPIDATED. | 26 | 119 | 25 | 8 | 41 | 42 | 1 398 | 505 |
| SEASONAL | 11 | 39 | 23 | 29 | 21 | 66 | 3 250 | 3 135 |
| CONDITION AND PLUMBING | | | | | | | | |
| ALL UNITS. | 17 941 | 24 754 | 13 030 | 23 537 | 20 936 | 25 332 | 366 008 | 58 306 |
| SOUND. | 17 284 | 20 617 | 12 020 | 22 759 | 20 274 | 24 140 | 336 637 | 48 831 |
| WITH ALL PLUMBING FACILITIES | 17 233 | 19 790 | 11 960 | 22 546 | 20 239 | 23 925 | 330 768 | 45 257 |
| LACKING ONLY HOT WATER | 23 | 73 | 8 | 28 | 12 | 70 | 889 | 949 |
| LACKING OTHER PLUMBING FACILITIES. | 28 | 754 | 52 | 185 | 23 | 145 | 4 980 | 2 625 |
| DETERIORATING. | 554 | 3 481 | 772 | 683 | 484 | 970 | 22 587 | 7 038 |
| WITH ALL PLUMBING FACILITIES | 488 | 2 986 | 717 | 578 | 454 | 860 | 19 402 | 4 742 |
| LACKING ONLY HOT WATER | 34 | 57 | 15 | 13 | 11 | 24 | 668 | 403 |
| LACKING OTHER PLUMBING FACILITIES. | 32 | 438 | 40 | 92 | 19 | 86 | 2 517 | 1 893 |
| DILAPIDATED. | 103 | 656 | 238 | 95 | 178 | 222 | 6 784 | 2 437 |
| OWNER OCCUPIED | 16 046 | 15 451 | 11 069 | 18 365 | 18 592 | 20 911 | 286 502 | 41 956 |
| SOUND. | 15 651 | 13 964 | 10 444 | 18 056 | 18 206 | 20 240 | 273 254 | 36 947 |
| WITH ALL PLUMBING FACILITIES | 15 619 | 13 802 | 10 420 | 18 017 | 18 182 | 20 146 | 271 554 | 35 314 |
| LACKING SOME OR ALL FACILITIES | 32 | 162 | 24 | 39 | 24 | 94 | 1 700 | 1 633 |
| DETERIORATING. | 350 | 1 314 | 488 | 272 | 306 | 565 | 10 739 | 3 887 |
| WITH ALL PLUMBING FACILITIES | 322 | 1 192 | 468 | 260 | 286 | 516 | 9 620 | 2 811 |
| LACKING SOME OR ALL FACILITIES | 28 | 122 | 20 | 12 | 20 | 49 | 1 119 | 1 076 |
| DILAPIDATED. | 45 | 173 | 137 | 37 | 80 | 106 | 2 509 | 1 122 |
| RENTER OCCUPIED. | 968 | 7 773 | 1 336 | 4 438 | 1 692 | 3 030 | 59 950 | 9 214 |
| SOUND. | 799 | 5 613 | 1 041 | 4 050 | 1 545 | 2 671 | 48 578 | 6 717 |
| WITH ALL PLUMBING FACILITIES | 785 | 5 089 | 1 016 | 3 897 | 1 537 | 2 592 | 46 176 | 6 187 |
| LACKING SOME OR ALL FACILITIES | 14 | 524 | 25 | 153 | 8 | 79 | 2 402 | 530 |
| DETERIORATING. | 143 | 1 781 | 220 | 337 | 107 | 271 | 8 740 | 1 795 |
| WITH ALL PLUMBING FACILITIES | 127 | 1 486 | 197 | 270 | 103 | 260 | 7 492 | 1 272 |
| LACKING SOME OR ALL FACILITIES | 16 | 295 | 23 | 67 | 4 | 11 | 1 248 | 523 |
| DILAPIDATED. | 26 | 379 | 75 | 51 | 40 | 88 | 2 632 | 702 |
| VACANT AVAILABLE FOR SALE. | 606 | 314 | 246 | 211 | 357 | 457 | 4 744 | 967 |
| WITH ALL PLUMBING FACILITIES | 593 | 293 | 242 | 210 | 355 | 454 | 4 612 | 844 |
| LACKING SOME OR ALL FACILITIES | 13 | 21 | 4 | 1 | 2 | 3 | 132 | 123 |
| VACANT AVAILABLE FOR RENT. | 103 | 790 | 121 | 339 | 137 | 282 | 5 639 | 935 |
| WITH ALL PLUMBING FACILITIES | 91 | 630 | 117 | 313 | 134 | 258 | 4 693 | 740 |
| LACKING SOME OR ALL FACILITIES | 12 | 160 | 4 | 26 | 3 | 24 | 946 | 195 |
| ALL HOUSING UNITS. | 17 941 | 24 754 | 13 030 | 23 537 | 20 954 | 25 332 | 366 126 | 58 319 |
| WATER SUPPLY | | | | | | | | |
| HOT AND COLD PIPED WATER INSIDE STRUCTURE. | 17 840 | 24 276 | 12 919 | 23 414 | 20 865 | 25 095 | 359 823 | 52 029 |
| ONLY COLD PIPED WATER INSIDE STRUCTURE | 93 | 445 | 71 | 123 | 57 | 182 | 4 803 | 3 978 |
| PIPED WATER OUTSIDE STRUCTURE. | ... | ... | 12 | ... | 7 | ... | 136 | 248 |
| NO PIPED WATER | 8 | 33 | 28 | ... | 7 | 55 | 1 244 | 2 051 |
| TOILET FACILITIES | | | | | | | | |
| FLUSH TOILET, EXCLUSIVE USE. | 17 886 | 23 761 | 12 922 | 23 287 | 20 900 | 25 138 | 359 839 | 53 980 |
| FLUSH TOILET, SHARED | 31 | 917 | 41 | 250 | 11 | 83 | 3 708 | 245 |
| OTHER TOILET FACILITIES OR NONE. | 24 | 76 | 67 | ... | 25 | 111 | 2 461 | 4 081 |
| BATHING FACILITIES | | | | | | | | |
| BATHTUB OR SHOWER, EXCLUSIVE USE | 17 853 | 23 371 | 12 906 | 23 252 | 20 873 | 25 071 | 357 026 | 52 645 |
| BATHTUB OR SHOWER, SHARED. | 27 | 1 004 | 45 | 269 | 23 | 88 | 3 927 | 265 |
| NO BATHTUB OR SHOWER | 61 | 379 | 79 | 16 | 40 | 173 | 5 055 | 5 396 |

Table 12.—TENURE, VACANCY STATUS, AND CONDITION AND PLUMBING FACILITIES, FOR SMSA'S, CONSTITUENT COUNTIES, PLACES OF 50,000 INHABITANTS OR MORE, URBAN BALANCE, RURAL TOTAL, AND URBANIZED AREAS: 1960—CON.

[Some data based on sample; see text. "U" denotes an unincorporated place]

| SUBJECT | STANDARD METROPOLITAN STATISTICAL AREAS—CON. | | | | | | | |
|--|--|--------|------------------|--------|----------------------------|-----------------|------------------|--------|
| | THE AREA GENESEE COUNTY | FLINT | | | GRAND RAPIDS | | | |
| | | FLINT | URBAN BALANCE | RURAL | THE AREA KENT COUNTY | GRAND RAPIDS | URBAN BALANCE | RURAL |
| ALL HOUSING UNITS. | 112 876 | 62 275 | 26 474 | 24 127 | 113 141 | 59 030 | 33 078 | 21 033 |
| TENURE, COLOR, AND VACANCY STATUS | | | | | | | | |
| OCCUPIED | 105 188 | 58 592 | 24 824 | 21 772 | 105 765 | 55 514 | 32 060 | 18 191 |
| OWNER OCCUPIED | 83 538 | 42 849 | 21 460 | 19 229 | 81 004 | 35 740 | 29 223 | 16 041 |
| PERCENT OF ALL OCCUPIED. | 79.4 | 73.1 | 86.4 | 88.3 | 76.6 | 64.4 | 91.2 | 88.2 |
| WHITE | 78 627 | 38 288 | 21 182 | 19 157 | 79 184 | 34 024 | 29 179 | 15 981 |
| NONWHITE | 4 911 | 4 561 | 278 | 72 | 1 820 | 1 716 | 44 | 60 |
| RENTER OCCUPIED. | 21 650 | 15 743 | 3 364 | 2 543 | 24 761 | 19 774 | 2 837 | 2 150 |
| WHITE | 17 687 | 11 873 | 3 295 | 2 519 | 22 761 | 17 792 | 2 827 | 2 142 |
| NONWHITE | 3 963 | 3 870 | 69 | 24 | 2 000 | 1 982 | 10 | 8 |
| VACANT | 7 688 | 3 683 | 1 650 | 2 355 | 7 376 | 3 516 | 1 018 | 2 842 |
| YEAR ROUND | 6 530 | 3 466 | 1 539 | 1 525 | 5 388 | 3 454 | 946 | 988 |
| SOUND OR DETERIORATING | 5 986 | 3 197 | 1 390 | 1 399 | 4 881 | 3 157 | 892 | 832 |
| AVAILABLE | 4 378 | 2 652 | 999 | 727 | 3 313 | 2 401 | 555 | 357 |
| FOR SALE ONLY. | 1 552 | 725 | 468 | 359 | 901 | 340 | 384 | 177 |
| HOMEOWNER VACANCY RATE | 1.8 | 1.7 | 2.1 | 1.8 | 1.1 | 0.9 | 1.3 | 1.1 |
| FOR RENT | 2 826 | 1 927 | 531 | 368 | 2 412 | 2 061 | 171 | 180 |
| RENTAL VACANCY RATE. | 11.5 | 10.9 | 13.6 | 12.6 | 8.9 | 9.4 | 5.7 | 7.7 |
| RENTED OR SOLD, AWAITING OCCUPANCY | 426 | 142 | 119 | 165 | 462 | 171 | 173 | 118 |
| HELD FOR OCCASIONAL USE. | 248 | 48 | 28 | 172 | 197 | 63 | 35 | 99 |
| HELD FOR OTHER REASONS | 934 | 355 | 244 | 335 | 909 | 522 | 129 | 258 |
| DILAPIDATED. | 544 | 269 | 149 | 126 | 507 | 297 | 54 | 156 |
| SEASONAL | 1 158 | 217 | 111 | 830 | 1 988 | 62 | 72 | 1 854 |
| CONDITION AND PLUMBING | | | | | | | | |
| ALL UNITS. | 112 876 | 62 275 | 26 474 | 24 127 | 113 124 | 59 030 | 33 074 | 21 020 |
| SOUND. | 96 092 | 52 134 | 22 770 | 21 188 | 97 827 | 49 535 | 30 717 | 17 575 |
| WITH ALL PLUMBING FACILITIES | 91 432 | 50 102 | 21 806 | 19 524 | 93 602 | 47 747 | 30 244 | 15 611 |
| LACKING ONLY HOT WATER | 600 | 124 | 192 | 284 | 550 | 137 | 128 | 285 |
| LACKING OTHER PLUMBING FACILITIES. | 4 060 | 1 908 | 772 | 1 380 | 3 675 | 1 651 | 345 | 1 679 |
| DETERIORATING. | 13 897 | 8 588 | 3 011 | 2 298 | 12 564 | 8 033 | 2 001 | 2 530 |
| WITH ALL PLUMBING FACILITIES | 10 634 | 7 147 | 2 157 | 1 330 | 10 324 | 7 080 | 1 701 | 1 543 |
| LACKING ONLY HOT WATER | 417 | 145 | 172 | 100 | 350 | 144 | 89 | 117 |
| LACKING OTHER PLUMBING FACILITIES. | 2 846 | 1 296 | 682 | 868 | 1 890 | 809 | 211 | 870 |
| DILAPIDATED. | 2 887 | 1 553 | 693 | 641 | 2 733 | 1 462 | 356 | 915 |
| OWNER OCCUPIED | 83 538 | 42 849 | 21 460 | 19 229 | 81 004 | 35 740 | 29 223 | 16 041 |
| SOUND. | 75 553 | 38 930 | 19 159 | 17 464 | 73 540 | 32 109 | 27 523 | 13 908 |
| WITH ALL PLUMBING FACILITIES | 73 630 | 38 554 | 18 517 | 16 559 | 72 173 | 31 821 | 27 185 | 13 167 |
| LACKING SOME OR ALL FACILITIES | 1 923 | 376 | 642 | 905 | 1 367 | 288 | 338 | 741 |
| DETERIORATING. | 6 848 | 3 465 | 1 939 | 1 444 | 6 355 | 3 259 | 1 466 | 1 630 |
| WITH ALL PLUMBING FACILITIES | 5 618 | 3 235 | 1 467 | 916 | 5 573 | 3 107 | 1 279 | 1 187 |
| LACKING SOME OR ALL FACILITIES | 1 230 | 230 | 472 | 528 | 782 | 152 | 187 | 443 |
| DILAPIDATED. | 1 137 | 454 | 362 | 321 | 1 109 | 372 | 234 | 503 |
| RENTER OCCUPIED. | 21 650 | 15 743 | 3 364 | 2 543 | 24 761 | 19 774 | 2 837 | 2 150 |
| SOUND. | 15 247 | 10 888 | 2 517 | 1 842 | 19 030 | 15 129 | 2 380 | 1 521 |
| WITH ALL PLUMBING FACILITIES | 13 424 | 9 553 | 2 343 | 1 528 | 17 525 | 13 942 | 2 276 | 1 307 |
| LACKING SOME OR ALL FACILITIES | 1 823 | 1 335 | 174 | 314 | 1 505 | 1 187 | 104 | 214 |
| DETERIORATING. | 5 231 | 4 030 | 689 | 512 | 4 715 | 3 862 | 384 | 469 |
| WITH ALL PLUMBING FACILITIES | 3 870 | 3 111 | 501 | 258 | 3 829 | 3 280 | 313 | 236 |
| LACKING SOME OR ALL FACILITIES | 1 361 | 919 | 188 | 254 | 886 | 582 | 71 | 233 |
| DILAPIDATED. | 1 172 | 825 | 158 | 189 | 1 016 | 783 | 73 | 160 |
| VACANT AVAILABLE FOR SALE. | 1 552 | 725 | 468 | 359 | 901 | 340 | 384 | 177 |
| WITH ALL PLUMBING FACILITIES | 1 417 | 693 | 425 | 299 | 831 | 324 | 371 | 136 |
| LACKING SOME OR ALL FACILITIES | 135 | 32 | 43 | 60 | 70 | 16 | 13 | 41 |
| VACANT AVAILABLE FOR RENT. | 2 826 | 1 927 | 531 | 368 | 2 412 | 2 061 | 171 | 180 |
| WITH ALL PLUMBING FACILITIES | 2 085 | 1 443 | 399 | 243 | 1 970 | 1 685 | 157 | 128 |
| LACKING SOME OR ALL FACILITIES | 741 | 484 | 132 | 125 | 442 | 376 | 14 | 52 |
| ALL HOUSING UNITS. | 112 876 | 62 275 | 26 474 | 24 127 | 113 141 | 59 030 | 33 078 | 21 033 |
| WATER SUPPLY | | | | | | | | |
| HOT AND COLD PIPED WATER INSIDE STRUCTURE. | 108 014 | 61 396 | 24 873 | 21 745 | 108 608 | 58 179 | 32 397 | 18 032 |
| ONLY COLD PIPED WATER INSIDE STRUCTURE | 3 643 | 830 | 1 242 | 1 571 | 3 453 | 843 | 582 | 2 028 |
| PIPED WATER OUTSIDE STRUCTURE. | 175 | 4 | 38 | 133 | 224 | 15 | 15 | 209 |
| NO PIPED WATER | 1 044 | 45 | 321 | 678 | 839 | 8 | 80 | 751 |
| TOILET FACILITIES | | | | | | | | |
| FLUSH TOILET, EXCLUSIVE USE. | 106 662 | 59 399 | 25 206 | 22 057 | 108 911 | 57 007 | 32 789 | 19 115 |
| FLUSH TOILET, SHARED | 3 116 | 2 768 | 194 | 154 | 2 151 | 1 980 | 70 | 101 |
| OTHER TOILET FACILITIES OR NONE. | 3 098 | 108 | 1 074 | 1 916 | 2 062 | 43 | 215 | 1 804 |
| BATHING FACILITIES | | | | | | | | |
| BATHTUB OR SHOWER, EXCLUSIVE USE | 105 046 | 58 746 | 24 755 | 21 545 | 106 674 | 56 328 | 32 410 | 17 936 |
| BATHTUB OR SHOWER, SHARED. | 3 353 | 2 961 | 219 | 173 | 2 270 | 2 106 | 75 | 89 |
| NO BATHTUB OR SHOWER | 4 477 | 568 | 1 500 | 2 409 | 4 180 | 596 | 589 | 2 995 |

Table 12.—TENURE, VACANCY STATUS, AND CONDITION AND PLUMBING FACILITIES, FOR SMSA's, CONSTITUENT COUNTIES, PLACES OF 50,000 INHABITANTS OR MORE, URBAN BALANCE, RURAL TOTAL, AND URBANIZED AREAS: 1960—CON.

Tenure by Color,
Vacancy Status
Condition and Plumb.

Water Supply
Toilet Fac.
Bathing Fac.

[Some data based on sample; see text. "U" denotes an unincorporated place]

| SUBJECT | STANDARD METROPOLITAN STATISTICAL AREAS--CON. | | | | | | | |
|--|---|---------|------------------|--------|---------------------------------|-----------|------------------|--------|
| | JACKSON | | | | KALAMAZOO | | | |
| | THE AREA JACKSON COUNTY | JACKSON | URBAN BALANCE | RURAL | THE AREA KALAMAZOO COUNTY | KALAMAZOO | URBAN BALANCE | RURAL |
| ALL HOUSING UNITS. | 41 160 | 16 843 | 7 671 | 16 646 | 52 437 | 25 499 | 10 868 | 16 070 |
| TENURE, COLOR, AND VACANCY STATUS | | | | | | | | |
| OCCUPIED | 37 520 | 16 139 | 7 386 | 13 995 | 48 139 | 23 856 | 10 343 | 13 940 |
| OWNER OCCUPIED | 29 132 | 10 639 | 6 602 | 11 891 | 36 352 | 15 346 | 9 172 | 11 834 |
| PERCENT OF ALL OCCUPIED. | 77.6 | 65.9 | 89.4 | 85.0 | 75.5 | 64.3 | 88.7 | 84.9 |
| WHITE | 28 394 | 9 922 | 6 594 | 11 878 | 35 606 | 14 703 | 9 121 | 11 782 |
| NONWHITE | 738 | 717 | 8 | 13 | 746 | 643 | 51 | 52 |
| RENTER OCCUPIED. | 8 388 | 5 500 | 784 | 2 104 | 11 787 | 8 510 | 1 171 | 2 106 |
| WHITE | 7 888 | 5 021 | 781 | 2 086 | 11 185 | 7 927 | 1 167 | 2 091 |
| NONWHITE | 500 | 479 | 3 | 18 | 602 | 583 | 4 | 15 |
| VACANT | 3 640 | 704 | 285 | 2 651 | 4 298 | 1 643 | 525 | 2 130 |
| YEAR ROUND | 1 597 | 659 | 249 | 689 | 3 200 | 1 609 | 495 | 1 096 |
| SOUND OR DETERIORATING | 1 390 | 612 | 219 | 559 | 2 857 | 1 398 | 465 | 994 |
| AVAILABLE. | 724 | 414 | 110 | 200 | 1 938 | 1 099 | 269 | 570 |
| FOR SALE ONLY. | 241 | 74 | 58 | 109 | 748 | 236 | 176 | 336 |
| HOMEOWNER VACANCY RATE | 0.8 | 0.7 | 0.9 | 0.9 | 2.0 | 1.5 | 1.9 | 2.8 |
| FOR RENT | 483 | 340 | 52 | 91 | 1 190 | 863 | 93 | 234 |
| RENTAL VACANCY RATE. | 5.4 | 5.8 | 6.2 | 4.1 | 9.2 | 9.2 | 7.4 | 10.0 |
| RENTED OR SOLD, AWAITING OCCUPANCY | 159 | 57 | 39 | 63 | 264 | 63 | 92 | 109 |
| HELD FOR OCCASIONAL USE. | 126 | 19 | 13 | 94 | 111 | 15 | 21 | 75 |
| HELD FOR OTHER REASONS | 381 | 122 | 57 | 202 | 544 | 221 | 83 | 240 |
| DILAPIDATED. | 207 | 47 | 30 | 130 | 343 | 211 | 30 | 102 |
| SEASONAL | 2 043 | 45 | 36 | 1 962 | 1 098 | 34 | 30 | 1 034 |
| CONDITION AND PLUMBING | | | | | | | | |
| ALL UNITS. | 41 156 | 16 843 | 7 671 | 16 642 | 52 437 | 25 499 | 10 868 | 16 070 |
| SOUND. | 34 003 | 14 175 | 6 656 | 13 172 | 44 835 | 21 104 | 10 099 | 13 632 |
| WITH ALL PLUMBING FACILITIES | 31 055 | 13 127 | 6 345 | 11 583 | 42 373 | 19 982 | 9 809 | 12 582 |
| LACKING ONLY HOT WATER | 376 | 53 | 79 | 244 | 2 179 | 96 | 49 | 134 |
| LACKING OTHER PLUMBING FACILITIES | 2 572 | 995 | 232 | 1 345 | 2 873 | 1 026 | 241 | 916 |
| DETERIORATING. | 5 582 | 2 228 | 749 | 2 605 | 5 730 | 3 274 | 610 | 1 846 |
| WITH ALL PLUMBING FACILITIES | 3 436 | 1 503 | 482 | 1 451 | 4 072 | 2 424 | 411 | 1 237 |
| LACKING ONLY HOT WATER | 282 | 97 | 23 | 162 | 1 175 | 91 | 37 | 47 |
| LACKING OTHER PLUMBING FACILITIES | 1 864 | 628 | 244 | 992 | 1 483 | 759 | 162 | 562 |
| DILAPIDATED. | 1 571 | 440 | 266 | 865 | 1 872 | 1 121 | 159 | 592 |
| OWNER OCCUPIED | 29 132 | 10 639 | 6 602 | 11 891 | 36 352 | 15 346 | 9 172 | 11 834 |
| SOUND. | 25 073 | 9 464 | 5 878 | 9 731 | 33 080 | 13 988 | 8 652 | 10 440 |
| WITH ALL PLUMBING FACILITIES | 23 896 | 9 276 | 5 637 | 8 943 | 32 276 | 13 785 | 8 458 | 10 033 |
| LACKING SOME OR ALL FACILITIES | 1 217 | 188 | 241 | 788 | 804 | 203 | 194 | 407 |
| DETERIORATING. | 3 199 | 1 012 | 581 | 1 636 | 2 596 | 1 075 | 427 | 1 094 |
| WITH ALL PLUMBING FACILITIES | 2 225 | 815 | 379 | 1 031 | 2 027 | 974 | 278 | 775 |
| LACKING SOME OR ALL FACILITIES | 974 | 197 | 172 | 605 | 569 | 101 | 149 | 319 |
| DILAPIDATED. | 860 | 163 | 173 | 524 | 676 | 283 | 93 | 300 |
| RENTER OCCUPIED. | 8 388 | 5 500 | 784 | 2 104 | 11 787 | 8 510 | 1 171 | 2 106 |
| SOUND. | 6 074 | 4 247 | 587 | 1 240 | 8 735 | 6 213 | 1 025 | 1 497 |
| WITH ALL PLUMBING FACILITIES | 5 113 | 3 467 | 545 | 1 101 | 7 769 | 5 454 | 964 | 1 351 |
| LACKING SOME OR ALL FACILITIES | 961 | 780 | 42 | 139 | 966 | 759 | 61 | 146 |
| DETERIORATING. | 1 831 | 1 026 | 145 | 660 | 2 238 | 1 678 | 125 | 435 |
| WITH ALL PLUMBING FACILITIES | 995 | 600 | 78 | 317 | 1 528 | 1 156 | 87 | 285 |
| LACKING SOME OR ALL FACILITIES | 836 | 426 | 67 | 343 | 710 | 522 | 38 | 150 |
| DILAPIDATED. | 483 | 227 | 52 | 204 | 814 | 619 | 21 | 174 |
| VACANT AVAILABLE FOR SALE. | 241 | 74 | 58 | 109 | 748 | 236 | 176 | 336 |
| WITH ALL PLUMBING FACILITIES | 213 | 69 | 46 | 98 | 704 | 218 | 169 | 317 |
| LACKING SOME OR ALL FACILITIES | 28 | 5 | 12 | 11 | 44 | 18 | 7 | 19 |
| VACANT AVAILABLE FOR RENT. | 483 | 340 | 52 | 91 | 1 190 | 863 | 93 | 234 |
| WITH ALL PLUMBING FACILITIES | 317 | 205 | 44 | 68 | 823 | 541 | 81 | 201 |
| LACKING SOME OR ALL FACILITIES | 166 | 135 | 8 | 23 | 367 | 322 | 12 | 33 |
| ALL HOUSING UNITS. | 41 160 | 16 843 | 7 671 | 16 646 | 52 437 | 25 499 | 10 868 | 16 070 |
| WATER SUPPLY | | | | | | | | |
| HOT AND COLD PIPED WATER INSIDE STRUCTURE. | 37 136 | 16 167 | 7 045 | 13 924 | 49 708 | 24 826 | 10 413 | 14 469 |
| ONLY COLD PIPED WATER INSIDE STRUCTURE | 2 729 | 622 | 460 | 1 647 | 2 083 | 655 | 388 | 1 040 |
| PIPED WATER OUTSIDE STRUCTURE. | 125 | 12 | 14 | 99 | 28 | ... | 5 | 23 |
| NO PIPED WATER | 1 166 | 42 | 152 | 972 | 618 | 18 | 62 | 538 |
| TOILET FACILITIES | | | | | | | | |
| FLUSH TOILET, EXCLUSIVE USE. | 37 237 | 15 478 | 7 237 | 14 522 | 49 279 | 23 746 | 10 660 | 14 873 |
| FLUSH TOILET, SHARED | 1 374 | 1 273 | 20 | 81 | 1 809 | 1 688 | 38 | 83 |
| OTHER TOILET FACILITIES OR NONE. | 2 545 | 92 | 414 | 2 039 | 1 349 | 65 | 170 | 1 114 |
| BATHING FACILITIES | | | | | | | | |
| BATHTUB OR SHOWER, EXCLUSIVE USE | 35 963 | 15 066 | 7 028 | 13 869 | 48 010 | 23 343 | 10 389 | 14 278 |
| BATHTUB OR SHOWER, SHARED. | 1 419 | 1 304 | 24 | 91 | 1 885 | 1 741 | 51 | 93 |
| NO BATHTUB OR SHOWER | 3 774 | 473 | 619 | 2 682 | 2 542 | 415 | 428 | 1 699 |

Table 12.—TENURE, VACANCY STATUS, AND CONDITION AND PLUMBING FACILITIES, FOR SMSA's, CONSTITUENT COUNTIES, PLACES OF 50,000 INHABITANTS OR MORE, URBAN BALANCE, RURAL TOTAL, AND URBANIZED AREAS: 1960—Con.

Tenure by Color,
Vacancy Status
Condition and Plumb.

Water Supply
Toilet Fac.
Bathing Fac.

[Some data based on sample; see text. "U" denotes an unincorporated place]

| SUBJECT | STANDARD METROPOLITAN STATISTICAL AREAS--CON. | | | | | | | | | |
|--|---|----------|--------|--------|----------|---------------|--------|-----------------------------|--------|--------|
| | LANSGING | | | | | | | MUSKEGON-MUSKEGON HEIGHTS | | |
| | THE AREA | COUNTIES | | | LANSGING | URBAN BALANCE | RURAL | THE AREA MUSKEGON COUNTY | URBAN | RURAL |
| CLINTON | | EATON | INGHAM | | | | | | | |
| ALL HOUSING UNITS. | 91 083 | 11 178 | 15 780 | 64 125 | 35 468 | 26 663 | 28 952 | 46 447 | 31 191 | 15 256 |
| TENURE, COLOR, AND VACANCY STATUS | | | | | | | | | | |
| OCUPIED | 85 117 | 10 328 | 14 181 | 60 608 | 33 558 | 25 151 | 26 408 | 42 426 | 29 565 | 12 861 |
| OWNER OCUPIED | 64 034 | 8 595 | 11 641 | 43 798 | 24 000 | 17 951 | 22 083 | 33 551 | 22 149 | 11 402 |
| PERCENT OF ALL OCUPIED. | 75.2 | 83.2 | 82.1 | 72.3 | 71.5 | 71.4 | 83.6 | 79.1 | 74.9 | 88.7 |
| WHITE | 62 888 | 8 571 | 11 629 | 42 688 | 22 946 | 17 899 | 22 043 | 31 842 | 20 650 | 11 192 |
| NONWHITE | 1 146 | 24 | 12 | 1 110 | 1 054 | 52 | 40 | 1 709 | 1 499 | 210 |
| RENTER OCUPIED. | 21 083 | 1 733 | 2 540 | 16 810 | 9 558 | 7 200 | 4 325 | 8 875 | 7 416 | 1 459 |
| WHITE | 20 178 | 1 733 | 2 528 | 15 917 | 8 807 | 7 050 | 4 321 | 7 602 | 6 210 | 1 392 |
| NONWHITE | 905 | ... | 12 | 893 | 751 | 150 | 4 | 1 273 | 1 206 | 67 |
| VACANT | 5 966 | 850 | 1 599 | 3 517 | 1 910 | 1 512 | 2 544 | 4 021 | 1 626 | 2 395 |
| YEAR ROUND | 5 021 | 629 | 1 092 | 3 300 | 1 823 | 1 346 | 1 852 | 2 406 | 1 465 | 941 |
| SOUND OR DETERIORATING | 4 456 | 533 | 939 | 2 984 | 1 713 | 1 176 | 1 567 | 2 133 | 1 322 | 811 |
| AVAILABLE. | 2 934 | 295 | 527 | 2 162 | 1 347 | 837 | 750 | 1 358 | 954 | 404 |
| FOR SALE ONLY. | 1 015 | 99 | 226 | 690 | 371 | 351 | 293 | 532 | 324 | 208 |
| HOMESOWNER VACANCY RATE | 1.6 | 1.1 | 1.9 | 1.6 | 1.5 | 1.9 | 1.3 | 1.6 | 1.4 | 1.8 |
| FOR RENT | 1 919 | 146 | 301 | 1 472 | 976 | 486 | 457 | 826 | 630 | 196 |
| RENTAL VACANCY RATE. | 8.3 | 7.8 | 10.6 | 8.1 | 9.3 | 6.3 | 9.6 | 8.5 | 7.8 | 11.8 |
| RENTED OR SOLD; AWAITING OCCUPANCY | 421 | 80 | 98 | 243 | 98 | 122 | 201 | 205 | 90 | 115 |
| HELD FOR OCCASIONAL USE. | 216 | 45 | 74 | 97 | 32 | 52 | 132 | 85 | 43 | 42 |
| HELD FOR OTHER REASONS. | 885 | 163 | 240 | 482 | 236 | 165 | 484 | 485 | 235 | 250 |
| DILAPIDATED. | 565 | 96 | 153 | 316 | 110 | 170 | 285 | 273 | 143 | 130 |
| SEASONAL | 945 | 221 | 507 | 217 | 87 | 166 | 692 | 1 615 | 161 | 1 454 |
| CONDITION AND PLUMBING | | | | | | | | | | |
| ALL UNITS. | 91 060 | 11 178 | 15 780 | 64 102 | 35 467 | 26 641 | 28 952 | 46 445 | 31 191 | 15 254 |
| SOUND. | 77 012 | 8 800 | 12 739 | 55 473 | 30 921 | 23 570 | 22 521 | 38 660 | 25 897 | 12 763 |
| WITH ALL PLUMBING FACILITIES | 72 551 | 8 055 | 11 460 | 53 036 | 29 671 | 22 844 | 20 036 | 35 978 | 24 737 | 11 241 |
| LACKING ONLY HOT WATER | 450 | 116 | 123 | 211 | 37 | 131 | 282 | 432 | 143 | 289 |
| LACKING OTHER PLUMBING FACILITIES. | 4 011 | 629 | 1 156 | 2 226 | 1 213 | 595 | 2 203 | 2 250 | 1 017 | 1 233 |
| DETERIORATING. | 11 074 | 1 932 | 2 405 | 6 737 | 3 957 | 2 192 | 4 925 | 6 070 | 4 300 | 1 770 |
| WITH ALL PLUMBING FACILITIES | 7 806 | 1 139 | 1 348 | 5 319 | 3 345 | 1 620 | 2 841 | 4 614 | 3 621 | 993 |
| LACKING ONLY HOT WATER | 296 | 74 | 88 | 134 | 46 | 75 | 175 | 224 | 103 | 121 |
| LACKING OTHER PLUMBING FACILITIES. | 2 972 | 719 | 969 | 1 284 | 566 | 497 | 1 909 | 1 232 | 576 | 656 |
| DILAPIDATED. | 2 974 | 446 | 636 | 1 892 | 589 | 479 | 1 506 | 1 715 | 994 | 721 |
| OWNER OCUPIED | 64 034 | 8 595 | 11 641 | 43 798 | 24 000 | 17 951 | 22 083 | 33 551 | 22 149 | 11 402 |
| SOUND. | 56 418 | 7 101 | 9 813 | 39 504 | 22 088 | 16 233 | 18 097 | 29 219 | 19 328 | 9 891 |
| WITH ALL PLUMBING FACILITIES | 54 448 | 6 633 | 9 232 | 38 583 | 21 923 | 15 875 | 16 650 | 28 218 | 19 044 | 9 174 |
| LACKING SOME OR ALL FACILITIES | 1 970 | 468 | 581 | 921 | 165 | 358 | 1 447 | 1 001 | 284 | 717 |
| DETERIORATING. | 6 159 | 1 267 | 1 507 | 3 385 | 1 672 | 1 258 | 3 229 | 3 488 | 2 347 | 1 141 |
| WITH ALL PLUMBING FACILITIES | 4 555 | 800 | 926 | 2 829 | 1 546 | 958 | 2 051 | 2 786 | 2 076 | 710 |
| LACKING SOME OR ALL FACILITIES | 1 604 | 467 | 581 | 556 | 126 | 300 | 1 178 | 702 | 271 | 431 |
| DILAPIDATED. | 1 457 | 227 | 321 | 909 | 240 | 460 | 757 | 844 | 474 | 370 |
| RENTER OCUPIED. | 21 083 | 1 733 | 2 540 | 16 810 | 9 558 | 7 200 | 4 325 | 8 875 | 7 416 | 1 459 |
| SOUND. | 16 642 | 1 240 | 1 851 | 13 551 | 7 488 | 6 286 | 2 868 | 6 463 | 5 467 | 996 |
| WITH ALL PLUMBING FACILITIES | 14 987 | 1 062 | 1 596 | 12 329 | 6 553 | 6 016 | 2 418 | 5 568 | 4 739 | 829 |
| LACKING SOME OR ALL FACILITIES | 1 655 | 178 | 255 | 1 222 | 935 | 270 | 450 | 895 | 728 | 167 |
| DETERIORATING. | 2 544 | 358 | 557 | 2 300 | 1 838 | 686 | 1 021 | 1 877 | 1 565 | 312 |
| WITH ALL PLUMBING FACILITIES | 2 544 | 358 | 557 | 2 300 | 1 838 | 686 | 1 021 | 1 877 | 1 565 | 312 |
| LACKING SOME OR ALL FACILITIES | 991 | 136 | 240 | 615 | 371 | 172 | 448 | 451 | 293 | 158 |
| DILAPIDATED. | 896 | 135 | 132 | 629 | 232 | 228 | 436 | 535 | 384 | 151 |
| VACANT AVAILABLE FOR SALE. | 1 015 | 99 | 226 | 690 | 371 | 351 | 293 | 532 | 324 | 208 |
| WITH ALL PLUMBING FACILITIES | 901 | 64 | 189 | 648 | 355 | 328 | 218 | 456 | 304 | 152 |
| LACKING SOME OR ALL FACILITIES | 114 | 35 | 37 | 42 | 16 | 23 | 75 | 76 | 20 | 56 |
| VACANT AVAILABLE FOR RENT. | 1 919 | 146 | 301 | 1 472 | 976 | 486 | 457 | 826 | 630 | 196 |
| WITH ALL PLUMBING FACILITIES | 1 492 | 102 | 209 | 1 181 | 770 | 417 | 305 | 605 | 469 | 136 |
| LACKING SOME OR ALL FACILITIES | 427 | 44 | 92 | 291 | 206 | 69 | 152 | 221 | 161 | 60 |
| ALL HOUSING UNITS. | 91 083 | 11 178 | 15 780 | 64 125 | 35 468 | 26 663 | 28 952 | 46 447 | 31 191 | 15 256 |
| WATER SUPPLY | | | | | | | | | | |
| HOT AND COLD PIPED WATER INSIDE STRUCTURE. | 84 967 | 9 860 | 13 684 | 61 423 | 34 938 | 25 412 | 24 617 | 43 218 | 30 277 | 12 941 |
| ONLY COLD PIPED WATER INSIDE STRUCTURE | 3 504 | 715 | 1 026 | 1 763 | 453 | 940 | 2 111 | 2 470 | 815 | 1 655 |
| PIPED WATER OUTSIDE STRUCTURE. | 337 | 101 | 108 | 128 | 11 | 41 | 285 | 71 | 13 | 58 |
| NO PIPED WATER | 2 252 | 502 | 962 | 788 | 65 | 248 | 1 939 | 686 | 86 | 600 |
| TOILET FACILITIES | | | | | | | | | | |
| FLUSH TOILET, EXCLUSIVE USE. | 84 008 | 9 917 | 13 762 | 60 329 | 33 802 | 25 647 | 24 559 | 43 495 | 29 859 | 13 636 |
| FLUSH TOILET, SHARED | 2 061 | 69 | 207 | 1 785 | 1 501 | 335 | 225 | 1 136 | 1 015 | 121 |
| OTHER TOILET FACILITIES OR NONE. | 4 991 | 1 192 | 1 811 | 1 988 | 164 | 659 | 4 168 | 1 814 | 317 | 1 497 |
| BATHING FACILITIES | | | | | | | | | | |
| BATHTUB OR SHOWER, EXCLUSIVE USE | 82 730 | 9 654 | 13 333 | 59 743 | 33 572 | 25 117 | 24 041 | 42 241 | 29 306 | 12 935 |
| BATHTUB OR SHOWER, SHARED. | 2 140 | 80 | 224 | 1 836 | 1 547 | 333 | 260 | 1 206 | 1 052 | 154 |
| NO BATHTUB OR SHOWER | 6 190 | 1 444 | 2 223 | 2 523 | 348 | 1 191 | 4 651 | 2 998 | 833 | 2 165 |

Table 12.—TENURE, VACANCY STATUS, AND CONDITION AND PLUMBING FACILITIES, FOR SMSA'S, CONSTITUENT COUNTIES, PLACES OF 50,000 INHABITANTS OR MORE, URBAN BALANCE, RURAL TOTAL, AND URBANIZED AREAS: 1960—CON.

Tenure by Color,
Vacancy Status
Condition and Plumb.

Water Supply
Toilet Fac.
Bathing Fac.

[Some data based on sample; see text. "U" denotes an unincorporated place]

| SUBJECT | STANDARD METROPOLITAN STATISTICAL AREAS--CON. | | | | URBANIZED AREAS | | |
|--|---|---------|------------------|--------|-----------------|----------|-----------|
| | SAGINAW | | | | ANN ARBOR | BAY CITY | DETROIT |
| | THE AREA SAGINAW COUNTY | SAGINAW | URBAN BALANCE | RURAL | | | |
| ALL HOUSING UNITS. | 55 905 | 29 918 | 9 318 | 16 669 | 34 470 | 22 243 | 1 085 990 |
| TENURE, COLOR, AND VACANCY STATUS | | | | | | | |
| OCCUPIED | 52 870 | 28 563 | 8 882 | 15 425 | 32 652 | 21 301 | 1 022 001 |
| OWNER OCCUPIED | 41 114 | 19 608 | 8 033 | 13 473 | 19 152 | 16 538 | 720 046 |
| PERCENT OF ALL OCCUPIED. | 77.8 | 68.6 | 90.4 | 87.3 | 58.7 | 77.6 | 70.5 |
| WHITE. | 39 104 | 17 960 | 7 736 | 13 408 | 17 885 | 16 455 | 660 021 |
| NONWHITE | 2 010 | 1 648 | 297 | 65 | 1 267 | 83 | 60 025 |
| RENTER OCCUPIED. | 11 756 | 8 955 | 849 | 1 952 | 13 500 | 4 763 | 301 955 |
| WHITE. | 9 458 | 6 791 | 738 | 1 929 | 12 082 | 4 684 | 215 409 |
| NONWHITE | 2 298 | 2 164 | 111 | 23 | 1 418 | 79 | 86 546 |
| VACANT | 3 035 | 1 355 | 436 | 1 244 | 1 818 | 942 | 63 989 |
| YEAR ROUND | 2 645 | 1 296 | 404 | 1 244 | 1 732 | 748 | 60 026 |
| SOUND OR DETERIORATING | 2 306 | 1 125 | 362 | 819 | 1 649 | 671 | 55 116 |
| AVAILABLE. | 1 410 | 782 | 257 | 371 | 1 333 | 483 | 45 870 |
| FOR SALE ONLY. | 654 | 250 | 181 | 223 | 318 | 170 | 9 916 |
| HOMEOWNER VACANCY RATE. | 1.6 | 1.3 | 2.2 | 1.6 | 1.6 | 1.0 | 1.4 |
| FOR RENT | 756 | 532 | 76 | 148 | 1 015 | 313 | 35 954 |
| RENTAL VACANCY RATE. | 6.0 | 5.6 | 8.2 | 7.0 | 7.0 | 6.2 | 10.6 |
| RENTED OR SOLD, AWAITING OCCUPANCY | 239 | 78 | 47 | 114 | 123 | 48 | 3 688 |
| HELD FOR OCCASIONAL USE. | 66 | 20 | 5 | 41 | 27 | 19 | 773 |
| HELD FOR OTHER REASONS | 591 | 245 | 53 | 293 | 166 | 121 | 4 785 |
| DILAPIDATED. | 339 | 171 | 42 | 126 | 83 | 77 | 4 910 |
| SEASONAL | 390 | 59 | 32 | 299 | 86 | 194 | 3 963 |
| CONDITION AND PLUMBING | | | | | | | |
| ALL UNITS. | 55 897 | 29 916 | 9 315 | 16 666 | 34 468 | 22 243 | 1 085 761 |
| SOUND. | 46 069 | 24 172 | 8 184 | 13 713 | 30 834 | 18 530 | 971 999 |
| WITH ALL PLUMBING FACILITIES | 43 125 | 23 226 | 7 765 | 12 134 | 29 268 | 17 794 | 950 802 |
| LACKING ONLY HOT WATER | 467 | 173 | 92 | 202 | 27 | 118 | 1 796 |
| LACKING OTHER PLUMBING FACILITIES. | 2 477 | 773 | 327 | 1 377 | 1 539 | 618 | 19 401 |
| DETERIORATING. | 7 546 | 4 505 | 855 | 2 186 | 2 890 | 3 140 | 90 915 |
| WITH ALL PLUMBING FACILITIES | 5 313 | 3 747 | 534 | 1 032 | 2 283 | 2 575 | 79 944 |
| LACKING ONLY HOT WATER | 309 | 169 | 66 | 74 | 46 | 111 | 1 255 |
| LACKING OTHER PLUMBING FACILITIES. | 1 924 | 589 | 255 | 1 080 | 561 | 454 | 9 716 |
| DILAPIDATED. | 2 282 | 1 239 | 276 | 767 | 744 | 573 | 22 847 |
| OWNER OCCUPIED | 41 114 | 19 608 | 8 033 | 13 473 | 19 152 | 16 538 | 720 046 |
| SOUND. | 36 246 | 17 213 | 7 362 | 11 671 | 17 974 | 14 519 | 682 322 |
| WITH ALL PLUMBING FACILITIES | 34 514 | 16 890 | 7 037 | 10 587 | 17 781 | 14 216 | 679 191 |
| LACKING SOME OR ALL FACILITIES | 1 732 | 323 | 325 | 1 084 | 193 | 303 | 3 131 |
| DETERIORATING. | 3 869 | 1 938 | 534 | 1 397 | 937 | 1 745 | 31 970 |
| WITH ALL PLUMBING FACILITIES | 2 811 | 1 746 | 343 | 722 | 849 | 1 480 | 30 313 |
| LACKING SOME OR ALL FACILITIES | 1 058 | 192 | 191 | 675 | 88 | 265 | 1 657 |
| DILAPIDATED. | 999 | 457 | 137 | 405 | 241 | 274 | 5 754 |
| RENTER OCCUPIED. | 11 756 | 8 955 | 849 | 1 952 | 13 500 | 4 763 | 301 955 |
| SOUND. | 7 939 | 6 062 | 524 | 1 353 | 11 442 | 3 381 | 243 311 |
| WITH ALL PLUMBING FACILITIES | 7 066 | 5 520 | 452 | 1 094 | 10 248 | 3 037 | 230 063 |
| LACKING SOME OR ALL FACILITIES | 873 | 542 | 72 | 259 | 1 194 | 344 | 13 248 |
| DETERIORATING. | 2 896 | 2 245 | 210 | 441 | 1 641 | 1 164 | 46 673 |
| WITH ALL PLUMBING FACILITIES | 2 099 | 1 752 | 125 | 222 | 1 219 | 931 | 40 074 |
| LACKING SOME OR ALL FACILITIES | 797 | 493 | 85 | 219 | 422 | 233 | 6 599 |
| DILAPIDATED. | 921 | 648 | 115 | 158 | 417 | 218 | 11 971 |
| VACANT AVAILABLE FOR SALE. | 654 | 250 | 181 | 223 | 318 | 170 | 9 916 |
| WITH ALL PLUMBING FACILITIES | 581 | 238 | 170 | 173 | 293 | 150 | 9 691 |
| LACKING SOME OR ALL FACILITIES | 73 | 12 | 11 | 50 | 25 | 20 | 225 |
| VACANT AVAILABLE FOR RENT. | 756 | 532 | 76 | 148 | 1 015 | 313 | 35 954 |
| WITH ALL PLUMBING FACILITIES | 561 | 441 | 49 | 71 | 784 | 261 | 30 081 |
| LACKING SOME OR ALL FACILITIES | 195 | 91 | 27 | 77 | 231 | 52 | 5 873 |
| ALL HOUSING UNITS. | 55 905 | 29 918 | 9 318 | 16 669 | 34 470 | 22 243 | 1 085 990 |
| WATER SUPPLY | | | | | | | |
| HOT AND COLD PIPED WATER INSIDE STRUCTURE. | 51 297 | 28 971 | 8 488 | 13 838 | 34 102 | 21 250 | 1 075 822 |
| ONLY COLD PIPED WATER INSIDE STRUCTURE | 2 453 | 855 | 484 | 1 114 | 280 | 823 | 8 414 |
| PIPED WATER OUTSIDE STRUCTURE. | 158 | 4 | 45 | 109 | 8 | 16 | 136 |
| NO PIPED WATER | 1 989 | 86 | 298 | 1 605 | 78 | 154 | 1 389 |
| TOILET FACILITIES | | | | | | | |
| FLUSH TOILET, EXCLUSIVE USE. | 51 223 | 28 600 | 8 714 | 13 909 | 32 361 | 21 467 | 1 057 514 |
| FLUSH TOILET, SHARED | 1 300 | 1 141 | 47 | 112 | 1 919 | 528 | 25 247 |
| OTHER TOILET FACILITIES OR NONE. | 3 374 | 175 | 554 | 2 645 | 188 | 248 | 3 000 |
| BATHING FACILITIES | | | | | | | |
| BATHTUB OR SHOWER, EXCLUSIVE USE | 50 499 | 28 268 | 8 555 | 13 676 | 32 153 | 20 978 | 1 053 573 |
| BATHTUB OR SHOWER, SHARED. | 1 316 | 1 159 | 39 | 118 | 2 005 | 506 | 26 048 |
| NO BATHTUB OR SHOWER | 4 082 | 489 | 721 | 2 872 | 310 | 759 | 6 140 |

Table 12.—TENURE, VACANCY STATUS, AND CONDITION AND PLUMBING FACILITIES, FOR SMSA'S, CONSTITUENT COUNTIES, PLACES OF 50,000 INHABITANTS OR MORE, URBAN BALANCE, RURAL TOTAL, AND URBANIZED AREAS: 1960—CON.

Tenure by Color,
Vacancy Status
Condition and Plumb.

Water Supply
Toilet Fac.
Bathing Fac.

[Some data based on sample; see text. "U" denotes an unincorporated place]

| SUBJECT | URBANIZED AREAS--CON. | | | | | | |
|--|-----------------------|--------------|---------|-----------|---------|---------------------------|---------|
| | FLINT | GRAND RAPIDS | JACKSON | KALAMAZOO | LANSING | MUSKEGON-MUSKEGON HEIGHTS | SAGINAW |
| ALL HOUSING UNITS. | 84 688 | 91 283 | 23 055 | 35 251 | 51 858 | 29 591 | 38 398 |
| TENURE, COLOR, AND VACANCY STATUS | | | | | | | |
| OCCUPIED | 79 618 | 86 828 | 22 142 | 33 186 | 49 208 | 28 166 | 36 668 |
| OWNER OCCUPIED | 61 209 | 64 469 | 16 002 | 23 698 | 34 524 | 20 970 | 27 030 |
| PERCENT OF ALL OCCUPIED. | 76.9 | 74.2 | 72.3 | 71.4 | 70.2 | 74.5 | 73.7 |
| WHITE | 56 370 | 62 709 | 15 277 | 23 004 | 33 426 | 19 488 | 25 085 |
| NONWHITE | 4 839 | 1 760 | 725 | 694 | 1 098 | 1 482 | 1 945 |
| RENTER OCCUPIED. | 18 409 | 22 359 | 6 140 | 9 488 | 14 684 | 7 196 | 9 638 |
| WHITE | 14 470 | 20 367 | 5 658 | 8 901 | 13 791 | 5 990 | 7 363 |
| NONWHITE | 3 939 | 1 992 | 482 | 587 | 893 | 1 206 | 2 275 |
| VACANT | 5 070 | 4 455 | 913 | 2 065 | 2 650 | 1 425 | 1 730 |
| YEAR ROUND | 4 757 | 4 337 | 843 | 2 010 | 2 533 | 1 323 | 1 645 |
| SOUND OR DETERIORATING | 4 359 | 3 991 | 774 | 1 770 | 2 347 | 1 193 | 1 441 |
| AVAILABLE. | 3 485 | 2 914 | 497 | 1 316 | 1 828 | 876 | 999 |
| FOR SALE ONLY. | 1 106 | 719 | 124 | 380 | 580 | 285 | 419 |
| HOMEOWNER VACANCY RATE | 1.8 | 1.1 | 0.8 | 1.6 | 1.7 | 1.3 | 1.5 |
| FOR RENT | 2 379 | 2 195 | 373 | 936 | 1 248 | 591 | 580 |
| RENTAL VACANCY RATE. | 11.4 | 8.9 | 5.7 | 9.0 | 7.8 | 7.6 | 5.7 |
| RENTED OR SOLD, AWAITING OCCUPANCY | 245 | 349 | 27 | 147 | 160 | 86 | 124 |
| HELD FOR OCCASIONAL USE. | 66 | 92 | 25 | 25 | 46 | 24 | 25 |
| HELD FOR OTHER REASONS | 563 | 636 | 158 | 282 | 313 | 207 | 293 |
| DILAPIDATED. | 398 | 346 | 69 | 240 | 186 | 130 | 204 |
| SEASONAL | 313 | 118 | 70 | 55 | 117 | 102 | 85 |
| CONDITION AND PLUMBING | | | | | | | |
| ALL UNITS. | 84 688 | 91 279 | 23 055 | 35 251 | 51 835 | 29 591 | 38 393 |
| SOUND. | 71 315 | 79 631 | 19 569 | 30 141 | 45 767 | 24 557 | 31 708 |
| WITH ALL PLUMBING FACILITIES | 68 371 | 77 400 | 18 321 | 28 786 | 44 164 | 23 511 | 30 367 |
| LACKING ONLY HOT WATER | 316 | 252 | 95 | 142 | 100 | 108 | 257 |
| LACKING OTHER PLUMBING FACILITIES | 2 628 | 1 979 | 1 153 | 1 213 | 1 503 | 939 | 1 084 |
| DETERIORATING. | 11 222 | 9 877 | 2 830 | 3 834 | 4 935 | 4 088 | 5 180 |
| WITH ALL PLUMBING FACILITIES | 8 967 | 8 639 | 1 898 | 2 808 | 4 123 | 3 455 | 4 145 |
| LACKING ONLY HOT WATER | 306 | 229 | 120 | 119 | 78 | 90 | 227 |
| LACKING OTHER PLUMBING FACILITIES | 1 949 | 1 009 | 812 | 907 | 734 | 543 | 808 |
| DILAPIDATED. | 2 151 | 1 771 | 656 | 1 276 | 1 133 | 946 | 1 505 |
| OWNER OCCUPIED | 61 209 | 64 469 | 16 002 | 23 698 | 34 524 | 20 970 | 27 030 |
| SOUND. | 55 228 | 59 262 | 14 240 | 21 861 | 31 745 | 18 290 | 24 050 |
| WITH ALL PLUMBING FACILITIES | 54 226 | 58 656 | 13 894 | 21 490 | 31 395 | 18 053 | 23 418 |
| LACKING SOME OR ALL FACILITIES | 1 002 | 606 | 346 | 371 | 350 | 227 | 632 |
| DETERIORATING. | 5 201 | 4 617 | 1 456 | 1 461 | 2 240 | 2 240 | 2 386 |
| WITH ALL PLUMBING FACILITIES | 4 515 | 4 293 | 1 125 | 1 228 | 2 001 | 2 002 | 2 026 |
| LACKING SOME OR ALL FACILITIES | 686 | 324 | 331 | 233 | 239 | 238 | 360 |
| DILAPIDATED. | 780 | 590 | 306 | 376 | 539 | 440 | 594 |
| RENTER OCCUPIED. | 18 409 | 22 359 | 6 140 | 9 488 | 14 684 | 7 196 | 9 638 |
| SOUND. | 12 884 | 17 307 | 4 713 | 7 045 | 12 147 | 5 301 | 6 481 |
| WITH ALL PLUMBING FACILITIES | 11 404 | 16 022 | 3 910 | 6 241 | 11 084 | 4 588 | 5 875 |
| LACKING SOME OR ALL FACILITIES | 1 480 | 1 285 | 803 | 804 | 1 063 | 713 | 606 |
| DETERIORATING. | 4 579 | 4 214 | 1 152 | 1 803 | 2 167 | 1 522 | 2 398 |
| WITH ALL PLUMBING FACILITIES | 3 493 | 3 561 | 668 | 1 243 | 1 724 | 1 229 | 1 828 |
| LACKING SOME OR ALL FACILITIES | 1 086 | 653 | 484 | 560 | 443 | 293 | 570 |
| DILAPIDATED. | 946 | 838 | 275 | 640 | 370 | 373 | 759 |
| VACANT AVAILABLE FOR SALE. | 1 106 | 719 | 124 | 380 | 580 | 285 | 419 |
| WITH ALL PLUMBING FACILITIES | 1 033 | 692 | 110 | 355 | 562 | 269 | 397 |
| LACKING SOME OR ALL FACILITIES | 73 | 27 | 14 | 25 | 18 | 16 | 22 |
| VACANT AVAILABLE FOR RENT. | 2 379 | 2 195 | 373 | 936 | 1 248 | 591 | 580 |
| WITH ALL PLUMBING FACILITIES | 1 771 | 1 808 | 231 | 605 | 1 015 | 433 | 470 |
| LACKING SOME OR ALL FACILITIES | 608 | 387 | 142 | 331 | 233 | 158 | 110 |
| ALL HOUSING UNITS. | 84 688 | 91 283 | 23 055 | 35 251 | 51 858 | 29 591 | 38 398 |
| WATER SUPPLY | | | | | | | |
| HOT AND COLD PIPED WATER INSIDE STRUCTURE. | 82 263 | 89 791 | 21 923 | 34 203 | 50 697 | 28 821 | 36 652 |
| ONLY COLD PIPED WATER INSIDE STRUCTURE | 2 025 | 1 385 | 969 | 971 | 922 | 707 | 1 308 |
| PIPED WATER OUTSIDE STRUCTURE. | 38 | 15 | 26 | 5 | 20 | 13 | 49 |
| NO PIPED WATER | 362 | 88 | 137 | 72 | 196 | 50 | 384 |
| TOILET FACILITIES | | | | | | | |
| FLUSH TOILET, EXCLUSIVE USE. | 80 596 | 88 996 | 21 365 | 33 315 | 49 585 | 28 356 | 36 506 |
| FLUSH TOILET, SHARED | 2 930 | 2 037 | 1 284 | 1 726 | 1 686 | 1 015 | 1 166 |
| OTHER TOILET FACILITIES OR NONE. | 1 162 | 246 | 406 | 210 | 564 | 220 | 721 |
| BATHING FACILITIES | | | | | | | |
| BATHTUB OR SHOWER, EXCLUSIVE USE | 79 541 | 87 957 | 20 805 | 32 688 | 49 209 | 27 841 | 36 037 |
| BATHTUB OR SHOWER, SHARED. | 3 136 | 2 172 | 1 319 | 1 792 | 1 721 | 1 049 | 1 176 |
| NO BATHTUB OR SHOWER | 2 011 | 1 150 | 931 | 771 | 905 | 701 | 1 180 |

Table 13.—BATHROOMS, ROOMS, AND BEDROOMS, FOR SMSA'S, CONSTITUENT COUNTIES, PLACES OF 50,000 INHABITANTS OR MORE, URBAN BALANCE, RURAL TOTAL, AND URBANIZED AREAS: 1960
 [Some data based on sample; median not shown where base is insufficient; see text. "U" denotes an unincorporated place. Plus (+) after number indicates median above that number]

Bathrooms
Rooms

Bedrooms

| SUBJECT | STANDARD METROPOLITAN STATISTICAL AREAS | | | | | | | |
|-------------------------------------|---|-----------|------------------|--------|--------------------------------|----------|------------------|--------|
| | THE AREA — WASHTENAW COUNTY | ANN ARBOR | | | BAY CITY | | | |
| | | ANN ARBOR | URBAN BALANCE | RURAL | THE AREA — BAY COUNTY | BAY CITY | URBAN BALANCE | RURAL |
| BATHROOMS | | | | | | | | |
| ALL UNITS | 51 385 | 20 752 | 15 705 | 14 928 | 32 295 | 16 692 | 5 551 | 10 052 |
| 1 | 36 582 | 14 469 | 12 076 | 10 037 | 23 580 | 12 513 | 4 163 | 6 904 |
| 1 PLUS PARTIAL | 5 689 | 2 677 | 1 722 | 1 290 | 3 148 | 1 995 | 632 | 521 |
| 2 OR MORE | 4 248 | 2 122 | 848 | 1 278 | 1 738 | 1 075 | 310 | 353 |
| SHARED OR NONE | 4 866 | 1 484 | 1 059 | 2 323 | 3 829 | 1 109 | 446 | 2 274 |
| OWNER OCCUPIED | 30 272 | 10 144 | 10 338 | 9 790 | 24 300 | 11 838 | 4 700 | 7 762 |
| 1 | 20 282 | 5 823 | 7 827 | 6 632 | 17 937 | 8 692 | 3 536 | 5 709 |
| MORE THAN 1 | 8 745 | 4 222 | 2 247 | 2 276 | 4 464 | 2 786 | 877 | 801 |
| SHARED OR NONE | 1 245 | 99 | 264 | 882 | 1 899 | 360 | 287 | 1 252 |
| RENTER OCCUPIED | 17 000 | 9 582 | 4 430 | 2 988 | 5 762 | 4 153 | 610 | 999 |
| 1 | 13 848 | 7 893 | 3 600 | 2 355 | 4 410 | 3 347 | 470 | 593 |
| MORE THAN 1 | 850 | 443 | 227 | 180 | 300 | 223 | 38 | 39 |
| SHARED OR NONE | 2 302 | 1 246 | 603 | 453 | 1 052 | 583 | 102 | 367 |
| ROOMS | | | | | | | | |
| ALL UNITS | 51 388 | 20 752 | 15 705 | 14 931 | 32 295 | 16 692 | 5 551 | 10 052 |
| 1 ROOM | 1 946 | 1 468 | 337 | 141 | 532 | 216 | 34 | 282 |
| 2 ROOMS | 2 876 | 1 847 | 696 | 333 | 773 | 447 | 89 | 237 |
| 3 ROOMS | 6 364 | 3 203 | 1 952 | 1 209 | 2 431 | 1 515 | 335 | 581 |
| 4 ROOMS | 7 894 | 3 136 | 2 369 | 2 389 | 5 656 | 2 679 | 1 043 | 1 934 |
| 5 ROOMS | 13 056 | 4 123 | 5 673 | 3 260 | 8 262 | 3 771 | 1 903 | 2 588 |
| 6 ROOMS | 9 211 | 3 562 | 2 572 | 3 077 | 7 237 | 3 702 | 1 351 | 2 184 |
| 7 ROOMS | 5 161 | 1 855 | 1 214 | 2 092 | 3 985 | 2 391 | 1 108 | 1 108 |
| 8 ROOMS OR MORE | 4 880 | 1 558 | 892 | 2 430 | 3 419 | 1 971 | 310 | 1 138 |
| MEDIAN | 5.0 | 4.7 | 4.9 | 5.5 | 5.3 | 5.4 | 5.2 | 5.3 |
| OWNER OCCUPIED | 30 271 | 10 125 | 10 352 | 9 794 | 24 300 | 11 838 | 4 700 | 7 762 |
| 1 ROOM | 63 | 23 | 12 | 28 | 54 | 4 | 8 | 42 |
| 2 ROOMS | 187 | 36 | 84 | 67 | 206 | 28 | 73 | 105 |
| 3 ROOMS | 833 | 159 | 345 | 329 | 661 | 184 | 199 | 278 |
| 4 ROOMS | 3 430 | 949 | 1 312 | 1 169 | 3 855 | 1 642 | 812 | 1 401 |
| 5 ROOMS | 9 992 | 3 132 | 4 630 | 2 230 | 6 700 | 2 940 | 1 639 | 2 121 |
| 6 ROOMS | 7 395 | 2 862 | 2 154 | 2 379 | 6 362 | 3 203 | 1 229 | 1 930 |
| 7 ROOMS | 4 257 | 1 590 | 1 032 | 1 635 | 3 431 | 2 065 | 442 | 924 |
| 8 ROOMS OR MORE | 4 114 | 1 374 | 783 | 1 957 | 3 031 | 1 772 | 298 | 961 |
| MEDIAN | 5.6 | 5.8 | 5.2 | 6.0 | 5.6 | 5.8 | 5.3 | 5.5 |
| RENTER OCCUPIED | 17 001 | 9 601 | 4 416 | 2 984 | 5 762 | 4 153 | 610 | 999 |
| 1 ROOM | 1 612 | 1 309 | 249 | 54 | 208 | 16 | 22 | 26 |
| 2 ROOMS | 2 303 | 1 639 | 529 | 135 | 415 | 357 | 42 | 116 |
| 3 ROOMS | 4 720 | 2 826 | 1 379 | 515 | 1 382 | 1 148 | 106 | 128 |
| 4 ROOMS | 3 651 | 2 032 | 920 | 699 | 1 276 | 897 | 175 | 204 |
| 5 ROOMS | 2 203 | 875 | 768 | 560 | 1 119 | 729 | 178 | 212 |
| 6 ROOMS | 1 354 | 552 | 349 | 453 | 689 | 457 | 81 | 151 |
| 7 ROOMS | 644 | 224 | 131 | 289 | 418 | 268 | 32 | 118 |
| 8 ROOMS OR MORE | 514 | 144 | 91 | 279 | 255 | 137 | ... | 118 |
| MEDIAN | 3.5 | 3.2 | 3.6 | 4.7 | 4.2 | 4.0 | 4.4 | 5.0 |
| VACANT AVAILABLE FOR SALE | 494 | 178 | 185 | 131 | 254 | 121 | 49 | 84 |
| 1 TO 3 ROOMS | 8 | 2 | 2 | 4 | 25 | 11 | 4 | 10 |
| 4 ROOMS | 52 | 12 | 11 | 29 | 55 | 24 | 12 | 19 |
| 5 ROOMS | 258 | 78 | 142 | 38 | 79 | 28 | 25 | 26 |
| 6 ROOMS | 99 | 49 | 22 | 28 | 45 | 22 | 5 | 18 |
| 7 ROOMS OR MORE | 77 | 37 | 8 | 32 | 50 | 36 | 3 | 11 |
| MEDIAN | 5.2 | 5.5 | 5.1 | 5.4 | 5.1 | 5.4 | ... | 5.0 |
| VACANT AVAILABLE FOR RENT | 1 316 | 595 | 478 | 243 | 364 | 283 | 30 | 51 |
| 1 ROOM | 215 | 124 | 81 | 10 | 24 | 19 | ... | 5 |
| 2 ROOMS | 234 | 129 | 79 | 26 | 37 | 30 | ... | 7 |
| 3 ROOMS | 393 | 166 | 158 | 69 | 131 | 113 | 9 | 9 |
| 4 ROOMS | 253 | 115 | 83 | 55 | 92 | 67 | 10 | 15 |
| 5 ROOMS OR MORE | 221 | 61 | 77 | 83 | 80 | 54 | 11 | 15 |
| MEDIAN | 3.0 | 2.8 | 3.0 | 3.8 | 3.4 | 3.3 | ... | 3.8 |
| BEDROOMS | | | | | | | | |
| ALL UNITS | 51 072 | 20 684 | 15 633 | 14 755 | 32 295 | 16 692 | 5 551 | 10 052 |
| NONE | 2 910 | 2 178 | 563 | 169 | 594 | 279 | 43 | 272 |
| 1 | 9 066 | 4 990 | 2 541 | 1 535 | 4 180 | 2 306 | 689 | 1 185 |
| 2 | 13 640 | 5 022 | 3 954 | 4 664 | 11 102 | 5 527 | 2 346 | 3 229 |
| 3 | 18 484 | 6 570 | 6 803 | 5 111 | 10 989 | 5 531 | 2 014 | 3 444 |
| 4 OR MORE | 6 972 | 1 924 | 1 772 | 3 276 | 5 430 | 3 049 | 459 | 1 922 |
| OWNER OCCUPIED | 30 560 | 10 060 | 10 511 | 9 989 | 24 239 | 11 838 | 4 639 | 7 762 |
| 0 AND 1 | 1 283 | 421 | 407 | 455 | 1 827 | 625 | 418 | 784 |
| 2 | 7 768 | 2 329 | 2 686 | 2 753 | 8 186 | 3 881 | 1 970 | 2 335 |
| 3 | 15 662 | 5 612 | 5 833 | 4 217 | 9 673 | 4 750 | 1 834 | 3 089 |
| 4 OR MORE | 5 847 | 1 698 | 1 585 | 2 564 | 4 553 | 2 582 | 417 | 1 554 |
| RENTER OCCUPIED | 16 687 | 9 666 | 4 257 | 2 764 | 5 823 | 4 153 | 671 | 999 |
| NONE | 2 453 | 2 029 | 370 | 54 | 189 | 168 | 21 | ... |
| 1 | 6 768 | 4 149 | 1 884 | 735 | 1 891 | 1 501 | 210 | 180 |
| 2 | 4 586 | 2 475 | 1 131 | 980 | 2 171 | 1 457 | 314 | 400 |
| 3 OR MORE | 2 880 | 1 013 | 872 | 995 | 1 572 | 1 027 | 126 | 419 |

Table 13.—BATHROOMS, ROOMS, AND BEDROOMS, FOR SMSA'S, CONSTITUENT COUNTIES, PLACES OF 50,000 INHABITANTS OR MORE, URBAN BALANCE, RURAL TOTAL, AND URBANIZED AREAS: 1960—CON.

[Some data based on sample; median not shown where base is insufficient; see text. "U" denotes an unincorporated place. Plus (+) after number indicates median above that number]

Bathrooms
Rooms

Bedrooms

| SUBJECT | STANDARD METROPOLITAN STATISTICAL AREAS--CON. | | | | | | |
|------------------------------------|---|----------|---------|----------|---------|--------------|--------|
| | DETROIT | | | | | | |
| | THE AREA | COUNTIES | | | PLACES | | |
| MACOMB | | OAKLAND | WAYNE | DEARBORN | DETROIT | LINCOLN PARK | |
| BATHROOMS | | | | | | | |
| ALL UNITS. | 1 152 941 | 113 331 | 204 629 | 834 981 | 35 059 | 553 059 | 14 992 |
| 1. | 879 927 | 83 685 | 141 015 | 655 227 | 23 596 | 448 492 | 12 780 |
| 1 PLUS PARTIAL. | 150 602 | 20 119 | 30 555 | 99 928 | 6 575 | 55 881 | 1 461 |
| 2 OR MORE. | 77 844 | 5 459 | 23 610 | 48 775 | 3 224 | 26 900 | 640 |
| SHARED OR NONE. | 44 568 | 4 068 | 9 449 | 31 051 | 1 664 | 21 786 | 111 |
| OWNER OCCUPIED. | 767 554 | 92 229 | 157 372 | 517 953 | 26 507 | 299 471 | 12 732 |
| 1. | 552 398 | 67 027 | 105 264 | 380 107 | 16 857 | 225 368 | 10 802 |
| MORE THAN 1. | 205 925 | 23 330 | 49 102 | 133 493 | 9 233 | 72 894 | 1 889 |
| SHARED OR NONE. | 9 231 | 1 872 | 3 006 | 4 353 | 4 17 | 1 209 | 41 |
| RENTER OCCUPIED. | 313 088 | 14 762 | 31 611 | 266 715 | 7 391 | 215 366 | 1 889 |
| 1. | 273 899 | 12 593 | 26 392 | 234 914 | 6 049 | 191 339 | 1 653 |
| MORE THAN 1. | 15 728 | 971 | 2 689 | 12 068 | 423 | 8 670 | 171 |
| SHARED OR NONE. | 23 461 | 1 198 | 2 530 | 19 733 | 919 | 15 357 | 65 |
| ROOMS | | | | | | | |
| ALL UNITS. | 1 153 001 | 113 337 | 204 634 | 835 030 | 35 059 | 553 106 | 14 992 |
| 1 ROOM. | 24 197 | 695 | 1 530 | 21 972 | 922 | 18 901 | 34 |
| 2 ROOMS. | 33 344 | 1 484 | 3 371 | 28 489 | 631 | 23 917 | 157 |
| 3 ROOMS. | 83 800 | 4 824 | 10 558 | 68 418 | 1 578 | 55 010 | 580 |
| 4 ROOMS. | 172 477 | 19 310 | 33 678 | 119 489 | 4 587 | 75 413 | 3 705 |
| 5 ROOMS. | 399 650 | 51 025 | 66 316 | 282 309 | 12 212 | 168 008 | 6 712 |
| 6 ROOMS. | 264 810 | 22 826 | 49 004 | 192 980 | 9 206 | 129 695 | 2 820 |
| 7 ROOMS. | 101 650 | 8 426 | 23 420 | 69 804 | 3 665 | 46 648 | 696 |
| 8 ROOMS OR MORE. | 73 073 | 4 747 | 16 757 | 51 569 | 2 258 | 35 514 | 288 |
| MEDIAN. | 5.2 | 5.1 | 5.3 | 5.1 | 5.3 | 5.1 | 4.9 |
| OWNER OCCUPIED. | 767 603 | 92 272 | 157 365 | 517 966 | 26 507 | 299 472 | 12 732 |
| 1 ROOM. | 462 | 80 | 86 | 296 | 8 | 164 | 4 |
| 2 ROOMS. | 2 292 | 416 | 644 | 1 232 | 41 | 579 | 30 |
| 3 ROOMS. | 10 526 | 1 692 | 2 737 | 6 097 | 178 | 3 411 | 150 |
| 4 ROOMS. | 92 034 | 13 845 | 20 337 | 57 852 | 2 872 | 29 137 | 3 037 |
| 5 ROOMS. | 298 868 | 44 624 | 54 262 | 199 982 | 9 730 | 104 161 | 6 014 |
| 6 ROOMS. | 211 830 | 20 182 | 43 241 | 148 407 | 8 164 | 93 326 | 2 613 |
| 7 ROOMS. | 87 446 | 7 432 | 21 152 | 58 862 | 3 367 | 38 067 | 621 |
| 8 ROOMS OR MORE. | 64 145 | 4 001 | 14 906 | 45 238 | 2 147 | 30 627 | 263 |
| MEDIAN. | 5.4 | 5.2 | 5.5 | 5.5 | 5.6 | 5.6 | 5.0 |
| RENTER OCCUPIED. | 313 046 | 14 723 | 31 621 | 266 702 | 7 391 | 215 365 | 1 889 |
| 1 ROOM. | 17 061 | 360 | 828 | 15 873 | 623 | 13 753 | 30 |
| 2 ROOMS. | 25 940 | 787 | 1 962 | 23 191 | 516 | 19 852 | 123 |
| 3 ROOMS. | 62 224 | 2 458 | 5 992 | 53 774 | 1 242 | 44 524 | 378 |
| 4 ROOMS. | 66 214 | 4 195 | 9 089 | 52 930 | 1 521 | 39 930 | 586 |
| 5 ROOMS. | 80 937 | 3 984 | 7 973 | 68 980 | 2 228 | 54 650 | 554 |
| 6 ROOMS. | 43 099 | 1 725 | 3 570 | 37 804 | 934 | 31 353 | 132 |
| 7 ROOMS. | 11 167 | 681 | 1 266 | 9 220 | 244 | 7 415 | 70 |
| 8 ROOMS OR MORE. | 6 404 | 533 | 941 | 4 930 | 83 | 3 888 | 16 |
| MEDIAN. | 4.3 | 4.4 | 4.3 | 4.3 | 4.4 | 4.2 | 4.2 |
| VACANT AVAILABLE FOR SALE. | 11 036 | 1 858 | 2 809 | 6 369 | 143 | 2 839 | 152 |
| 1 TO 3 ROOMS. | 353 | 33 | 90 | 230 | 2 | 150 | 1 |
| 4 ROOMS. | 1 363 | 1 199 | 445 | 719 | 17 | 322 | 25 |
| 5 ROOMS. | 4 912 | 1 085 | 976 | 2 851 | 62 | 981 | 79 |
| 6 ROOMS. | 2 601 | 393 | 703 | 1 505 | 34 | 762 | 44 |
| 7 ROOMS OR MORE. | 1 807 | 148 | 595 | 1 064 | 28 | 624 | 3 |
| MEDIAN. | 5.3 | 5.1 | 5.4 | 5.3 | 5.3 | 5.5 | 5.1 |
| VACANT AVAILABLE FOR RENT. | 37 108 | 1 467 | 2 911 | 32 730 | 743 | 27 909 | 110 |
| 1 ROOM. | 5 262 | 144 | 157 | 4 961 | 273 | 4 157 | 2 |
| 2 ROOMS. | 4 204 | 132 | 269 | 3 803 | 76 | 3 372 | 8 |
| 3 ROOMS. | 8 105 | 322 | 669 | 7 114 | 107 | 6 132 | 36 |
| 4 ROOMS. | 7 187 | 431 | 881 | 5 875 | 109 | 4 774 | 29 |
| 5 ROOMS OR MORE. | 12 350 | 438 | 935 | 10 977 | 178 | 9 474 | 35 |
| MEDIAN. | 3.6 | 3.8 | 3.9 | 3.6 | 2.7 | 3.6 | 3.8 |
| BEDROOMS | | | | | | | |
| ALL UNITS. | 1 150 414 | 113 167 | 204 136 | 833 111 | 34 958 | 551 825 | 14 933 |
| NONE. | 37 727 | 1 091 | 2 720 | 33 916 | 1 189 | 29 010 | 57 |
| 1. | 132 581 | 7 046 | 16 253 | 109 282 | 2 929 | 87 959 | 953 |
| 2. | 402 957 | 35 923 | 71 903 | 295 131 | 12 958 | 203 154 | 6 654 |
| 3. | 458 755 | 58 839 | 87 468 | 312 448 | 14 806 | 175 955 | 6 482 |
| 4 OR MORE. | 118 394 | 10 268 | 25 792 | 82 334 | 3 076 | 55 747 | 787 |
| OWNER OCCUPIED. | 767 291 | 92 133 | 156 940 | 518 218 | 26 447 | 300 191 | 12 659 |
| AND 1. | 22 501 | 3 110 | 5 114 | 14 277 | 554 | 8 996 | 249 |
| 2. | 260 213 | 27 558 | 51 082 | 181 573 | 9 720 | 114 508 | 5 539 |
| 3. | 386 949 | 52 669 | 78 264 | 256 016 | 13 432 | 133 602 | 6 154 |
| 4 OR MORE. | 97 628 | 8 796 | 22 480 | 66 352 | 2 717 | 43 085 | 717 |
| RENTER OCCUPIED. | 313 372 | 14 878 | 32 044 | 266 450 | 7 451 | 214 646 | 1 962 |
| 1. | 28 486 | 2 598 | 1 727 | 26 161 | 750 | 22 552 | 37 |
| 2. | 93 197 | 2 925 | 8 454 | 81 818 | 2 209 | 67 722 | 649 |
| 3 OR MORE. | 119 000 | 6 747 | 14 317 | 97 936 | 2 870 | 76 764 | 1 000 |
| SHARED OR NONE. | 72 689 | 4 608 | 7 546 | 60 535 | 1 622 | 47 608 | 276 |

Table 13.—BATHROOMS, ROOMS, AND BEDROOMS, FOR SMSA'S, CONSTITUENT COUNTIES, PLACES OF 50,000 INHABITANTS OR MORE, URBAN BALANCE, RURAL TOTAL, AND URBANIZED AREAS: 1960—CON.

Bathrooms
Rooms

Bedrooms

[Some data based on sample; median not shown where base is insufficient; see text. "U" denotes an unincorporated place. Plus (+) after number indicates median above that number]

| SUBJECT | STANDARD METROPOLITAN STATISTICAL AREAS--CON. | | | | | | | |
|-------------------------------------|---|---------|-----------|-----------|-----------------|--------|---------------|--------|
| | DETROIT--CON. | | | | | | | |
| | PLACES--CON. | | | | | | URBAN BALANCE | RURAL |
| | LIVONIA | PONTIAC | ROSEVILLE | ROYAL OAK | ST CLAIR SHORES | WARREN | | |
| BATHROOMS | | | | | | | | |
| ALL UNITS | 17 941 | 24 754 | 13 030 | 23 537 | 20 930 | 25 332 | 366 033 | 58 274 |
| 1 | 10 860 | 20 286 | 10 574 | 17 473 | 14 842 | 19 438 | 262 381 | 39 205 |
| 1 PLUS PARTIAL | 5 317 | 1 847 | 1 880 | 4 103 | 4 829 | 4 463 | 58 003 | 6 243 |
| 2 OR MORE | 1 647 | 1 104 | 421 | 1 616 | 1 152 | 1 054 | 34 674 | 5 412 |
| SHARED OR NONE | 117 | 1 517 | 155 | 345 | 107 | 377 | 10 975 | 7 414 |
| OWNER OCCUPIED | 16 049 | 15 451 | 11 069 | 18 365 | 18 601 | 20 911 | 286 474 | 41 924 |
| 1 | 9 649 | 12 600 | 8 863 | 12 982 | 12 812 | 15 743 | 198 236 | 28 486 |
| MORE THAN 1 | 6 355 | 2 528 | 2 124 | 5 328 | 5 713 | 5 014 | 84 748 | 10 099 |
| SHARED OR NONE | 45 | 323 | 82 | 55 | 76 | 154 | 3 490 | 3 339 |
| RENTER OCCUPIED | 965 | 7 773 | 1 336 | 4 438 | 1 679 | 3 030 | 59 975 | 9 246 |
| 1 | 796 | 6 516 | 1 188 | 3 967 | 1 569 | 2 786 | 51 077 | 6 959 |
| MORE THAN 1 | 137 | 312 | 100 | 231 | 95 | 125 | 4 704 | 760 |
| SHARED OR NONE | 32 | 945 | 48 | 240 | 15 | 119 | 4 194 | 1 527 |
| ROOMS | | | | | | | | |
| ALL UNITS | 17 941 | 24 754 | 13 030 | 23 537 | 20 936 | 25 332 | 366 008 | 58 306 |
| 1 ROOM | 20 | 508 | 117 | 185 | 20 | 73 | 2 844 | 573 |
| 2 ROOMS | 68 | 1 145 | 123 | 354 | 63 | 357 | 5 497 | 1 032 |
| 3 ROOMS | 227 | 2 422 | 344 | 1 404 | 381 | 1 356 | 16 933 | 3 565 |
| 4 ROOMS | 1 347 | 4 447 | 2 810 | 3 511 | 2 261 | 5 563 | 58 327 | 10 506 |
| 5 ROOMS | 9 723 | 7 568 | 6 275 | 8 377 | 12 628 | 11 600 | 141 024 | 15 523 |
| 6 ROOMS | 4 419 | 5 176 | 2 439 | 6 306 | 4 147 | 4 427 | 83 442 | 12 733 |
| 7 ROOMS | 1 428 | 2 121 | 687 | 2 373 | 1 018 | 1 373 | 34 230 | 7 411 |
| 8 ROOMS OR MORE | 709 | 1 367 | 235 | 1 027 | 418 | 583 | 23 711 | 6 963 |
| MEDIAN | 5.3 | 5.0 | 5.0 | 5.3 | 5.1 | 5.0 | 5.2 | 5.4 |
| OWNER OCCUPIED | 16 046 | 15 451 | 11 069 | 18 365 | 18 592 | 20 911 | 286 502 | 41 956 |
| 1 ROOM | 7 | .. | 4 | 4 | 8 | 24 | 154 | 84 |
| 2 ROOMS | 18 | 51 | 52 | 20 | 19 | 166 | 993 | 324 |
| 3 ROOMS | 76 | 252 | 173 | 76 | 92 | 703 | 4 083 | 1 332 |
| 4 ROOMS | 971 | 2 400 | 2 201 | 1 966 | 1 836 | 4 124 | 37 333 | 6 157 |
| 5 ROOMS | 8 986 | 5 482 | 5 630 | 7 292 | 11 457 | 10 133 | 118 176 | 11 807 |
| 6 ROOMS | 4 019 | 4 227 | 2 177 | 5 844 | 3 848 | 3 962 | 73 282 | 10 368 |
| 7 ROOMS | 1 311 | 1 857 | 637 | 2 220 | 936 | 1 267 | 30 963 | 6 200 |
| 8 ROOMS OR MORE | 658 | 1 182 | 195 | 943 | 396 | 532 | 21 518 | 5 684 |
| MEDIAN | 5.3 | 5.4 | 5.1 | 5.5 | 5.1 | 5.0 | 5.4 | 5.6 |
| RENTER OCCUPIED | 968 | 7 773 | 1 336 | 4 438 | 1 692 | 3 030 | 59 950 | 9 214 |
| 1 ROOM | 12 | 367 | 97 | 149 | 12 | 27 | 1 764 | 227 |
| 2 ROOMS | 31 | 894 | 60 | 319 | 35 | 145 | 3 608 | 357 |
| 3 ROOMS | 120 | 1 880 | 144 | 1 214 | 257 | 543 | 10 641 | 1 281 |
| 4 ROOMS | 299 | 1 709 | 456 | 1 374 | 329 | 1 146 | 16 351 | 2 513 |
| 5 ROOMS | 308 | 1 804 | 334 | 881 | 789 | 764 | 16 605 | 2 020 |
| 6 ROOMS | 128 | 779 | 166 | 334 | 209 | 300 | 7 394 | 1 370 |
| 7 ROOMS | 50 | 205 | 39 | 101 | 45 | 65 | 2 197 | 736 |
| 8 ROOMS OR MORE | 20 | 135 | 40 | 66 | 16 | 40 | 1 390 | 710 |
| MEDIAN | 4.6 | 3.9 | 4.3 | 3.9 | 4.8 | 4.2 | 4.4 | 4.6 |
| VACANT AVAILABLE FOR SALE | 606 | 314 | 246 | 211 | 357 | 457 | 4 744 | 967 |
| 1 TO 3 ROOMS | 8 | 16 | 1 | 2 | 4 | 10 | 121 | 38 |
| 4 ROOMS | 17 | 67 | 39 | 24 | 29 | 54 | 624 | 145 |
| 5 ROOMS | 344 | 138 | 146 | 94 | 252 | 291 | 2 208 | 317 |
| 6 ROOMS | 187 | 62 | 54 | 63 | 54 | 85 | 1 020 | 236 |
| 7 ROOMS OR MORE | 50 | 31 | 6 | 28 | 18 | 17 | 771 | 231 |
| MEDIAN | 5.3 | 5.0 | 5.1 | 5.3 | 5.1 | 5.1 | 5.2 | 5.4 |
| VACANT AVAILABLE FOR RENT | 103 | 790 | 121 | 339 | 137 | 282 | 5 639 | 935 |
| 1 ROOM | .. | 73 | 18 | 18 | 1 | 2 | 667 | 51 |
| 2 ROOMS | 2 | 127 | 8 | 16 | 10 | 28 | 504 | 53 |
| 3 ROOMS | 14 | 213 | 10 | 81 | 20 | 55 | 1 216 | 221 |
| 4 ROOMS | 53 | 162 | 40 | 129 | 32 | 140 | 1 472 | 247 |
| 5 ROOMS OR MORE | 34 | 215 | 45 | 95 | 74 | 57 | 1 780 | 363 |
| MEDIAN | 4.2 | 3.4 | 4.1 | 3.9 | 4.6 | 3.9 | 3.8 | 4.1 |
| BEDROOMS | | | | | | | | |
| ALL UNITS | 17 941 | 24 740 | 13 030 | 23 537 | 20 960 | 25 332 | 365 229 | 57 929 |
| NONE | 80 | 1 073 | 154 | 312 | .. | 211 | 4 792 | 849 |
| 1 | 517 | 4 103 | 512 | 1 739 | 673 | 1 948 | 25 994 | 5 254 |
| 2 | 3 611 | 8 868 | 4 430 | 7 849 | 5 378 | 9 071 | 120 611 | 20 373 |
| 3 | 12 211 | 8 072 | 7 220 | 11 026 | 13 564 | 12 474 | 175 523 | 21 422 |
| 4 OR MORE | 1 522 | 2 624 | 714 | 2 611 | 1 345 | 1 628 | 38 309 | 10 031 |
| OWNER OCCUPIED | 15 865 | 15 411 | 11 142 | 18 391 | 18 678 | 20 737 | 285 718 | 42 052 |
| 0 AND 1 | 311 | 513 | 339 | 202 | 256 | 1 105 | 7 595 | 2 381 |
| 2 | 2 926 | 5 938 | 3 690 | 5 323 | 4 326 | 7 048 | 87 387 | 13 808 |
| 3 | 11 290 | 6 769 | 6 559 | 10 385 | 12 891 | 11 168 | 156 683 | 18 016 |
| 4 OR MORE | 1 338 | 2 191 | 554 | 2 481 | 1 205 | 1 416 | 34 053 | 7 847 |
| RENTER OCCUPIED | 1 149 | 7 799 | 1 263 | 4 412 | 1 622 | 3 204 | 60 746 | 9 118 |
| NONE | 60 | 883 | 115 | 285 | .. | 64 | 3 381 | 359 |
| 1 | 193 | 2 985 | 175 | 1 377 | 342 | 656 | 15 232 | 1 657 |
| 2 | 558 | 2 510 | 497 | 2 234 | 862 | 1 772 | 26 100 | 3 833 |
| 3 OR MORE | 338 | 1 421 | 476 | 516 | 418 | 712 | 16 033 | 3 269 |

Table 13.—BATHROOMS, ROOMS, AND BEDROOMS, FOR SMSA'S, CONSTITUENT COUNTIES, PLACES OF 50,000 INHABITANTS OR MORE, URBAN BALANCE, RURAL TOTAL, AND URBANIZED AREAS: 1960—CON.

Barhrooms
Rooms

Bedrooms

[Some data based on sample; median not shown where base is insufficient; see text. "U" denotes an unincorporated place. Plus (+) after number indicates median above that number]

| SUBJECT | STANDARD METROPOLITAN STATISTICAL AREAS—CON. | | | | | | | |
|------------------------------------|--|--------|------------------|--------|----------------------------|-----------------|------------------|--------|
| | THE AREA GENESEE COUNTY | FLINT | | | GRAND RAPIDS | | | |
| | | FLINT | URBAN BALANCE | RURAL | THE AREA KENT COUNTY | GRAND RAPIDS | URBAN BALANCE | RURAL |
| BATHROOMS | | | | | | | | |
| ALL UNITS. | 112 863 | 62 275 | 26 474 | 24 114 | 113 112 | 59 030 | 33 062 | 21 020 |
| 1. | 89 834 | 50 472 | 21 786 | 17 576 | 82 896 | 43 458 | 25 072 | 14 366 |
| 1 PLUS PARTIAL | 8 662 | 4 836 | 1 729 | 2 097 | 16 009 | 9 613 | 4 586 | 1 810 |
| 2 OR MORE. | 5 210 | 3 099 | 786 | 1 325 | 6 618 | 2 900 | 2 470 | 1 248 |
| SHARED OR NONE | 9 157 | 3 868 | 2 173 | 3 116 | 7 589 | 3 059 | 934 | 3 596 |
| OWNER OCCUPIED | 83 637 | 42 849 | 21 455 | 19 333 | 80 994 | 35 709 | 29 231 | 16 054 |
| 1. | 67 672 | 35 153 | 17 935 | 14 584 | 57 972 | 24 152 | 22 035 | 11 785 |
| MORE THAN 1. | 12 306 | 7 051 | 2 223 | 3 032 | 20 462 | 11 105 | 6 598 | 2 759 |
| SHARED OR NONE | 3 659 | 645 | 1 297 | 1 717 | 2 560 | 452 | 598 | 1 510 |
| RENTER OCCUPIED. | 21 551 | 15 743 | 3 369 | 2 439 | 24 771 | 19 805 | 2 829 | 2 137 |
| 1. | 17 052 | 12 607 | 2 814 | 1 631 | 20 422 | 16 610 | 2 283 | 1 429 |
| MORE THAN 1. | 908 | 619 | 159 | 130 | 1 585 | 1 180 | 231 | 174 |
| SHARED OR NONE | 3 591 | 2 517 | 396 | 678 | 2 764 | 2 015 | 215 | 534 |
| ROOMS | | | | | | | | |
| ALL UNITS. | 112 876 | 62 275 | 26 474 | 24 127 | 113 124 | 59 030 | 33 074 | 21 020 |
| 1 ROOM | 1 450 | 1 130 | 136 | 184 | 1 420 | 1 088 | 45 | 287 |
| 2 ROOMS. | 2 631 | 1 868 | 395 | 368 | 2 340 | 1 650 | 354 | 336 |
| 3 ROOMS. | 8 747 | 5 857 | 1 638 | 1 252 | 7 763 | 5 233 | 1 374 | 1 186 |
| 4 ROOMS. | 23 745 | 13 203 | 6 257 | 4 285 | 17 365 | 10 999 | 5 914 | 3 723 |
| 5 ROOMS. | 36 549 | 19 457 | 9 339 | 7 253 | 30 999 | 14 671 | 11 168 | 5 160 |
| 6 ROOMS. | 23 137 | 12 151 | 5 349 | 5 637 | 26 761 | 14 277 | 7 883 | 4 601 |
| 7 ROOMS. | 10 029 | 5 235 | 1 907 | 2 887 | 15 671 | 8 899 | 3 826 | 2 946 |
| 8 ROOMS OR MORE. | 6 588 | 3 374 | 953 | 2 261 | 10 805 | 5 484 | 2 510 | 2 811 |
| MEDIAN | 5.0 | 5.0 | 5.0 | 5.3 | 5.4 | 5.4 | 5.3 | 5.5 |
| OWNER OCCUPIED | 83 538 | 42 849 | 21 460 | 19 229 | 81 004 | 35 740 | 29 223 | 16 041 |
| 1 ROOM | 125 | 16 | 36 | 73 | 51 | 4 | 8 | 39 |
| 2 ROOMS. | 439 | 157 | 133 | 149 | 397 | 48 | 210 | 139 |
| 3 ROOMS. | 2 143 | 945 | 652 | 546 | 1 672 | 378 | 830 | 459 |
| 4 ROOMS. | 16 163 | 8 435 | 4 714 | 3 014 | 10 103 | 2 925 | 4 962 | 2 216 |
| 5 ROOMS. | 30 330 | 15 648 | 8 571 | 6 111 | 23 164 | 8 724 | 10 160 | 4 280 |
| 6 ROOMS. | 20 069 | 10 266 | 4 820 | 4 983 | 22 269 | 11 157 | 7 165 | 3 947 |
| 7 ROOMS. | 8 674 | 4 457 | 1 704 | 2 513 | 13 708 | 7 623 | 3 554 | 2 531 |
| 8 ROOMS OR MORE. | 5 595 | 2 925 | 830 | 1 840 | 9 640 | 4 881 | 2 329 | 2 430 |
| MEDIAN | 5.3 | 5.3 | 5.1 | 5.5 | 5.7 | 6.0 | 5.3 | 5.7 |
| RENTER OCCUPIED. | 21 650 | 15 743 | 3 364 | 2 543 | 24 761 | 19 774 | 2 837 | 2 150 |
| 1 ROOM | 950 | 844 | 52 | 54 | 1 015 | 945 | 26 | 44 |
| 2 ROOMS. | 1 707 | 1 421 | 191 | 95 | 1 578 | 1 393 | 68 | 68 |
| 3 ROOMS. | 5 191 | 4 136 | 671 | 384 | 4 784 | 4 088 | 436 | 260 |
| 4 ROOMS. | 5 665 | 3 963 | 1 094 | 608 | 5 276 | 4 062 | 719 | 495 |
| 5 ROOMS. | 4 365 | 3 013 | 764 | 588 | 6 177 | 5 083 | 661 | 433 |
| 6 ROOMS. | 2 163 | 1 468 | 353 | 382 | 3 560 | 2 658 | 550 | 352 |
| 7 ROOMS. | 950 | 590 | 143 | 217 | 1 487 | 1 053 | 191 | 243 |
| 8 ROOMS OR MORE. | 659 | 308 | 96 | 255 | 884 | 492 | 137 | 255 |
| MEDIAN | 4.0 | 3.9 | 4.2 | 4.7 | 4.4 | 4.4 | 4.7 | 5.0 |
| VACANT AVAILABLE FOR SALE. | 1 552 | 725 | 468 | 359 | 901 | 340 | 384 | 177 |
| 1 TO 3 ROOMS | 88 | 34 | 27 | 27 | 23 | 8 | 7 | 8 |
| 4 ROOMS. | 336 | 157 | 119 | 60 | 123 | 24 | 59 | 40 |
| 5 ROOMS. | 628 | 311 | 202 | 115 | 304 | 87 | 175 | 42 |
| 6 ROOMS. | 316 | 136 | 81 | 99 | 246 | 116 | 87 | 43 |
| 7 ROOMS OR MORE. | 184 | 87 | 39 | 58 | 205 | 105 | 56 | 44 |
| MEDIAN | 5.1 | 5.1 | 4.9 | 5.3 | 5.5 | 5.9 | 5.2 | 5.5 |
| VACANT AVAILABLE FOR RENT. | 2 826 | 1 927 | 531 | 368 | 2 412 | 2 061 | 171 | 180 |
| 1 ROOM | 210 | 192 | 10 | 8 | 160 | 127 | 4 | 29 |
| 2 ROOMS. | 313 | 252 | 29 | 32 | 203 | 179 | 16 | 8 |
| 3 ROOMS. | 857 | 611 | 157 | 89 | 565 | 497 | 39 | 29 |
| 4 ROOMS. | 720 | 413 | 195 | 112 | 641 | 546 | 46 | 49 |
| 5 ROOMS OR MORE. | 726 | 459 | 140 | 127 | 843 | 712 | 66 | 65 |
| MEDIAN | 3.5 | 3.4 | 3.9 | 4.0 | 3.9 | 3.9 | 4.1 | 4.0 |
| BEDROOMS | | | | | | | | |
| ALL UNITS. | 112 622 | 62 251 | 26 405 | 23 966 | 112 959 | 58 978 | 33 012 | 20 969 |
| 1. | 2 284 | 1 814 | 205 | 265 | 2 499 | 1 970 | 90 | 439 |
| 2. | 14 119 | 9 166 | 2 868 | 2 085 | 12 180 | 8 650 | 1 918 | 1 612 |
| 3. | 44 076 | 25 014 | 11 053 | 8 009 | 36 582 | 18 278 | 11 165 | 7 139 |
| 4 OR MORE. | 41 135 | 20 558 | 10 270 | 10 307 | 44 360 | 21 554 | 15 036 | 7 770 |
| 11 008 | 5 699 | 2 009 | 3 300 | 17 338 | 8 526 | 4 803 | 4 009 | |
| OWNER OCCUPIED | 83 404 | 42 830 | 21 408 | 19 166 | 80 842 | 35 642 | 29 141 | 16 059 |
| 1. | 4 722 | 2 172 | 1 410 | 1 140 | 3 205 | 1 119 | 1 264 | 822 |
| 2. | 33 220 | 18 059 | 8 977 | 6 184 | 24 831 | 9 955 | 9 730 | 5 146 |
| 3. | 36 073 | 17 702 | 9 250 | 9 121 | 37 750 | 17 114 | 13 811 | 6 825 |
| 4 OR MORE. | 9 389 | 4 897 | 1 771 | 2 721 | 15 056 | 7 454 | 4 336 | 3 266 |
| RENTER OCCUPIED. | 21 784 | 15 762 | 3 416 | 2 606 | 24 923 | 19 872 | 2 919 | 2 132 |
| 1. | 1 427 | 1 287 | 75 | 65 | 1 849 | 1 651 | 76 | 122 |
| 2. | 7 417 | 5 777 | 1 071 | 569 | 7 411 | 6 507 | 507 | 397 |
| 3 OR MORE. | 8 362 | 5 891 | 1 463 | 1 008 | 8 718 | 6 923 | 1 083 | 712 |
| 4 578 | 2 807 | 807 | 964 | 964 | 6 945 | 4 791 | 1 253 | 901 |

Table 13.—BATHROOMS, ROOMS, AND BEDROOMS, FOR SMSA'S, CONSTITUENT COUNTIES, PLACES OF 50,000 INHABITANTS OR MORE, URBAN BALANCE, RURAL TOTAL, AND URBANIZED AREAS: 1960—CON.

Barthrooms
Rooms

Bedrooms

[Some data based on sample; median not shown where base is insufficient; see text. "U" denotes an unincorporated place. Plus (+) after number indicates median above that number]

| SUBJECT | STANDARD METROPOLITAN STATISTICAL AREAS--CON. | | | | | | | |
|------------------------------------|---|---------|------------------|--------|---------------------------------|-----------|------------------|--------|
| | THE AREA JACKSON COUNTY | JACKSON | | | KALAMAZOO | | | RURAL |
| | | JACKSON | URBAN BALANCE | RURAL | THE AREA KALAMAZOO COUNTY | KALAMAZOO | URBAN BALANCE | |
| BATHROOMS | | | | | | | | |
| ALL UNITS. | 41 154 | 16 843 | 7 671 | 16 640 | 52 437 | 25 499 | 10 868 | 16 070 |
| 1. | 30 155 | 12 392 | 6 012 | 11 751 | 38 329 | 18 499 | 8 426 | 11 404 |
| 1 PLUS PARTIAL | 3 241 | 1 571 | 585 | 1 085 | 6 065 | 3 074 | 1 346 | 1 645 |
| 2 OR MORE. | 1 637 | 825 | 337 | 475 | 2 987 | 1 493 | 509 | 985 |
| SHARED OR NONE | 6 121 | 2 055 | 737 | 3 329 | 5 056 | 2 433 | 587 | 2 036 |
| OWNER OCCUPIED | | | | | | | | |
| 1. | 29 205 | 10 639 | 6 629 | 11 937 | 36 391 | 15 346 | 9 178 | 11 867 |
| MORE THAN 1. | 22 175 | 8 116 | 5 242 | 8 817 | 26 585 | 10 878 | 7 077 | 8 630 |
| SHARED OR NONE | 4 292 | 2 050 | 883 | 1 359 | 8 120 | 4 100 | 1 706 | 2 314 |
| 2 738 | 473 | 504 | 1 761 | 1 686 | 368 | 395 | 923 | |
| RENTER OCCUPIED. | | | | | | | | |
| 1. | 8 315 | 5 500 | 757 | 2 058 | 11 748 | 8 510 | 1 165 | 2 073 |
| MORE THAN 1. | 5 779 | 3 832 | 584 | 1 363 | 9 205 | 6 623 | 997 | 1 585 |
| SHARED OR NONE | 2 103 | 1 350 | 154 | 599 | 2 054 | 1 563 | 115 | 376 |
| ROOMS | | | | | | | | |
| ALL UNITS. | 41 156 | 16 843 | 7 671 | 16 642 | 52 437 | 25 499 | 10 868 | 16 070 |
| 1 ROOM | 906 | 548 | 34 | 324 | 1 338 | 1 100 | 16 | 222 |
| 2 ROOMS. | 1 124 | 582 | 108 | 494 | 1 516 | 1 126 | 107 | 283 |
| 3 ROOMS. | 3 596 | 1 683 | 505 | 1 408 | 4 662 | 2 988 | 530 | 1 144 |
| 4 ROOMS. | 6 734 | 1 865 | 1 683 | 3 186 | 9 663 | 4 242 | 2 582 | 2 839 |
| 5 ROOMS. | 10 054 | 3 462 | 2 604 | 3 988 | 13 759 | 5 325 | 3 909 | 4 525 |
| 6 ROOMS. | 9 011 | 4 058 | 1 757 | 3 196 | 10 705 | 5 128 | 2 331 | 3 246 |
| 7 ROOMS. | 5 288 | 2 718 | 660 | 1 910 | 6 143 | 3 197 | 937 | 2 009 |
| 8 ROOMS OR MORE. | 4 383 | 1 927 | 320 | 2 136 | 4 651 | 2 393 | 456 | 1 802 |
| MEDIAN | 5.3 | 5.6 | 5.1 | 5.2 | 5.2 | 5.1 | 5.1 | 5.3 |
| OWNER OCCUPIED | | | | | | | | |
| 1 ROOM | 29 132 | 10 639 | 6 602 | 11 891 | 36 352 | 15 346 | 9 172 | 11 834 |
| 2 ROOMS. | 68 | 4 | 16 | 48 | 49 | 13 | 4 | 32 |
| 3 ROOMS. | 330 | 36 | 62 | 232 | 189 | 58 | 43 | 88 |
| 4 ROOMS. | 1 268 | 165 | 313 | 790 | 935 | 301 | 212 | 422 |
| 5 ROOMS. | 4 132 | 799 | 1 357 | 1 976 | 5 968 | 2 076 | 2 025 | 1 867 |
| 6 ROOMS. | 7 736 | 2 307 | 2 305 | 3 124 | 10 956 | 3 866 | 3 490 | 3 600 |
| 7 ROOMS. | 7 396 | 3 297 | 1 631 | 2 468 | 8 988 | 4 262 | 2 116 | 2 610 |
| 8 ROOMS OR MORE. | 4 478 | 2 323 | 604 | 1 551 | 5 290 | 2 750 | 863 | 1 677 |
| MEDIAN | 3 724 | 1 708 | 314 | 1 702 | 3 977 | 2 020 | 419 | 1 538 |
| 5.6 | 6.1 | 5.2 | 5.4 | 5.5 | 5.5 | 5.8 | 5.2 | 5.5 |
| RENTER OCCUPIED. | | | | | | | | |
| 1 ROOM | 8 388 | 5 500 | 784 | 2 104 | 11 787 | 8 510 | 1 171 | 2 106 |
| 2 ROOMS. | 533 | 466 | 11 | 56 | 853 | 816 | 8 | 29 |
| 3 ROOMS. | 615 | 489 | 35 | 91 | 1 026 | 908 | 41 | 77 |
| 4 ROOMS. | 1 759 | 1 353 | 109 | 297 | 2 981 | 2 373 | 230 | 378 |
| 5 ROOMS. | 1 724 | 966 | 249 | 509 | 2 845 | 1 878 | 457 | 510 |
| 6 ROOMS. | 1 655 | 1 031 | 241 | 383 | 1 866 | 1 216 | 245 | 405 |
| 7 ROOMS. | 1 081 | 666 | 98 | 317 | 1 094 | 674 | 108 | 312 |
| 8 ROOMS OR MORE. | 593 | 355 | 35 | 203 | 654 | 364 | 54 | 236 |
| MEDIAN | 428 | 174 | 6 | 248 | 468 | 281 | 28 | 159 |
| 4.2 | 4.0 | 4.5 | 4.8 | 3.9 | 3.6 | 4.2 | 4.6 | |
| VACANT AVAILABLE FOR SALE. | | | | | | | | |
| 1 TO 3 ROOMS | 241 | 74 | 58 | 109 | 748 | 236 | 176 | 336 |
| 4 ROOMS. | 14 | 1 | 5 | 8 | 30 | 14 | 4 | 12 |
| 5 ROOMS. | 23 | 3 | 7 | 13 | 87 | 20 | 29 | 38 |
| 6 ROOMS. | 90 | 19 | 24 | 47 | 335 | 65 | 95 | 175 |
| 7 ROOMS OR MORE. | 66 | 26 | 15 | 25 | 173 | 72 | 32 | 69 |
| MEDIAN | 48 | 25 | 7 | 16 | 123 | 65 | 16 | 42 |
| 5.4 | 6.0 | 5.2 | 5.2 | 5.3 | 5.8 | 5.1 | 5.1 | 5.2 |
| VACANT AVAILABLE FOR RENT. | | | | | | | | |
| 1 ROOM | 483 | 340 | 52 | 91 | 1 190 | 863 | 93 | 234 |
| 2 ROOMS. | 68 | 62 | .. | 4 | 226 | 219 | .. | 7 |
| 3 ROOMS. | 46 | 40 | 2 | 4 | 124 | 97 | 6 | 21 |
| 4 ROOMS. | 134 | 94 | 20 | 20 | 310 | 216 | 22 | 72 |
| 5 ROOMS OR MORE. | 95 | 58 | 14 | 23 | 250 | 155 | 35 | 60 |
| MEDIAN | 140 | 86 | 16 | 38 | 280 | 176 | 30 | 74 |
| 3.5 | 3.2 | 3.8 | 4.2 | 3.3 | 3.0 | 4.0 | 3.8 | |
| BEDROOMS | | | | | | | | |
| ALL UNITS. | 40 946 | 16 715 | 7 614 | 16 617 | 52 279 | 25 442 | 10 799 | 16 038 |
| NONE | 1 036 | 663 | .. | 373 | 2 270 | 1 989 | 19 | 262 |
| 1. | 6 410 | 3 171 | 905 | 2 334 | 6 867 | 4 307 | 852 | 1 708 |
| 2. | 13 529 | 4 516 | 3 462 | 5 551 | 16 427 | 7 068 | 4 340 | 5 019 |
| 3. | 13 812 | 5 960 | 2 664 | 5 188 | 20 109 | 8 962 | 4 531 | 6 616 |
| 4 OR MORE. | 6 159 | 2 405 | 583 | 3 171 | 6 606 | 3 116 | 1 057 | 2 433 |
| OWNER OCCUPIED | | | | | | | | |
| 0 AND 1. | 29 184 | 10 837 | 6 621 | 11 726 | 35 911 | 15 388 | 9 007 | 11 516 |
| 2. | 2 516 | 515 | 624 | 1 377 | 2 028 | 731 | 440 | 857 |
| 3. | 9 883 | 3 088 | 3 037 | 3 758 | 11 497 | 4 492 | 3 552 | 3 453 |
| 4 OR MORE. | 12 034 | 5 280 | 2 395 | 4 359 | 16 962 | 7 660 | 4 016 | 5 286 |
| 4 751 | 1 954 | 565 | 2 232 | 5 424 | 2 505 | 999 | 1 920 | |
| RENTER OCCUPIED. | | | | | | | | |
| NONE | 8 336 | 5 302 | 765 | 2 269 | 12 228 | 8 468 | 1 336 | 2 424 |
| 1. | 652 | 537 | .. | 115 | 1 647 | 1 588 | .. | 59 |
| 2. | 3 038 | 2 441 | 181 | 416 | 4 142 | 3 186 | 385 | 571 |
| 3 OR MORE. | 2 453 | 1 298 | 340 | 815 | 3 622 | 2 264 | 649 | 709 |
| 2 193 | 1 026 | 244 | 923 | 2 817 | 1 430 | 302 | 1 085 | |

Table 13.—BATHROOMS, ROOMS, AND BEDROOMS, FOR SMSA'S, CONSTITUENT COUNTIES, PLACES OF 50,000 INHABITANTS OR MORE, URBAN BALANCE, RURAL TOTAL, AND URBANIZED AREAS: 1960—CON.

[Some data based on sample; median not shown where base is insufficient; see text. "U" denotes an unincorporated place. Plus (+) after number indicates median above that number]

| SUBJECT | STANDARD METROPOLITAN STATISTICAL AREAS—CON. | | | | | | | | | |
|-------------------------------------|--|----------|--------|--------|---------|---------------|---------------------------|--------------------------|--------|--------|
| | LANSING | | | | | | MUSKEGON—MUSKEGON HEIGHTS | | | |
| | THE AREA | COUNTIES | | | LANSING | URBAN BALANCE | RURAL | THE AREA MUSKEGON COUNTY | URBAN | RURAL |
| CLINTON | | EATON | INGHAM | | | | | | | |
| BATHROOMS | | | | | | | | | | |
| ALL UNITS | 91 060 | 11 178 | 15 780 | 64 102 | 35 467 | 26 641 | 28 952 | 46 430 | 31 176 | 15 254 |
| 1 | 66 953 | 8 134 | 10 719 | 48 100 | 27 698 | 19 045 | 20 210 | 36 130 | 24 979 | 11 151 |
| 1 PLUS PARTIAL | 9 708 | 847 | 1 485 | 7 376 | 4 083 | 3 621 | 2 004 | 3 261 | 2 480 | 781 |
| 2 OR MORE | 4 992 | 389 | 743 | 3 860 | 1 778 | 2 108 | 1 106 | 2 083 | 1 579 | 504 |
| SHARED OR NONE | 9 407 | 1 808 | 2 833 | 4 766 | 1 908 | 1 867 | 5 632 | 4 956 | 2 138 | 2 818 |
| OWNER OCCUPIED | 63 942 | 8 591 | 11 618 | 43 733 | 23 975 | 17 935 | 22 032 | 33 558 | 22 127 | 11 431 |
| 1 | 46 469 | 6 421 | 8 349 | 31 699 | 18 352 | 11 902 | 16 215 | 26 855 | 17 887 | 8 968 |
| MORE THAN 1 | 13 085 | 1 110 | 1 921 | 10 054 | 5 278 | 5 086 | 2 721 | 4 719 | 3 622 | 1 097 |
| SHARED OR NONE | 4 388 | 1 060 | 1 348 | 1 980 | 345 | 947 | 3 096 | 1 984 | 618 | 1 366 |
| RENTER OCCUPIED | 21 175 | 1 737 | 2 563 | 16 875 | 9 583 | 7 216 | 4 376 | 8 868 | 7 438 | 1 430 |
| 1 | 17 057 | 1 245 | 1 781 | 14 031 | 7 891 | 6 279 | 2 887 | 6 898 | 5 968 | 930 |
| MORE THAN 1 | 1 095 | 81 | 177 | 837 | 434 | 386 | 275 | 351 | 303 | 48 |
| SHARED OR NONE | 3 023 | 411 | 605 | 2 007 | 1 258 | 551 | 1 214 | 1 619 | 1 167 | 452 |
| ROOMS | | | | | | | | | | |
| ALL UNITS | 91 060 | 11 178 | 15 780 | 64 102 | 35 467 | 26 641 | 28 952 | 46 445 | 31 191 | 15 254 |
| 1 ROOM | 1 547 | 74 | 483 | 990 | 679 | 288 | 580 | 807 | 510 | 297 |
| 2 ROOMS | 2 481 | 270 | 289 | 1 922 | 1 220 | 674 | 587 | 1 158 | 748 | 410 |
| 3 ROOMS | 8 422 | 660 | 930 | 6 832 | 3 448 | 3 460 | 1 514 | 3 938 | 2 755 | 1 183 |
| 4 ROOMS | 15 817 | 1 444 | 1 926 | 12 447 | 6 833 | 5 048 | 3 936 | 10 612 | 6 872 | 3 740 |
| 5 ROOMS | 21 661 | 2 213 | 3 226 | 16 222 | 9 639 | 6 149 | 5 873 | 13 382 | 9 263 | 4 119 |
| 6 ROOMS | 19 768 | 2 371 | 3 689 | 13 708 | 7 730 | 5 624 | 6 414 | 9 133 | 6 139 | 2 994 |
| 7 ROOMS | 11 615 | 1 996 | 2 637 | 6 982 | 3 795 | 2 990 | 4 830 | 4 181 | 2 877 | 1 304 |
| 8 ROOMS OR MORE | 9 749 | 2 150 | 2 600 | 4 999 | 2 123 | 2 408 | 5 218 | 3 234 | 2 027 | 1 207 |
| MEDIAN | 5.3 | 5.9 | 5.8 | 5.1 | 5.1 | 5.1 | 5.8 | 5.0 | 5.0 | 5.0 |
| OWNER OCCUPIED | 64 034 | 8 595 | 11 641 | 43 798 | 24 000 | 17 951 | 22 083 | 33 551 | 22 149 | 11 402 |
| 1 ROOM | 99 | 7 | 28 | 64 | 7 | 21 | 71 | 85 | 24 | 61 |
| 2 ROOMS | 431 | 138 | 72 | 221 | 50 | 140 | 241 | 1 277 | 67 | 210 |
| 3 ROOMS | 1 788 | 323 | 291 | 1 174 | 423 | 614 | 751 | 1 136 | 542 | 594 |
| 4 ROOMS | 9 547 | 993 | 1 265 | 7 289 | 4 321 | 2 480 | 2 746 | 6 913 | 4 392 | 2 521 |
| 5 ROOMS | 17 216 | 1 754 | 2 538 | 12 924 | 7 426 | 5 043 | 4 747 | 10 836 | 7 469 | 3 367 |
| 6 ROOMS | 16 736 | 1 977 | 3 029 | 11 730 | 6 535 | 4 881 | 5 320 | 7 919 | 5 312 | 2 607 |
| 7 ROOMS | 9 980 | 1 673 | 2 269 | 6 038 | 3 379 | 2 644 | 3 957 | 3 629 | 2 554 | 1 075 |
| 8 ROOMS OR MORE | 8 237 | 1 730 | 2 149 | 4 358 | 1 859 | 2 128 | 4 250 | 2 756 | 1 789 | 967 |
| MEDIAN | 5.7 | 6.0 | 6.0 | 5.5 | 5.5 | 5.6 | 6.0 | 5.3 | 5.3 | 5.2 |
| RENTER OCCUPIED | 21 083 | 1 733 | 2 540 | 16 810 | 9 558 | 7 200 | 4 325 | 8 875 | 7 416 | 1 459 |
| 1 ROOM | 947 | 35 | 102 | 810 | 619 | 227 | 101 | 469 | 429 | 40 |
| 2 ROOMS | 1 541 | 58 | 92 | 1 391 | 989 | 403 | 149 | 648 | 590 | 58 |
| 3 ROOMS | 5 600 | 260 | 439 | 4 901 | 2 576 | 2 523 | 501 | 2 076 | 1 887 | 189 |
| 4 ROOMS | 5 236 | 328 | 475 | 4 433 | 2 136 | 2 251 | 849 | 2 534 | 2 053 | 481 |
| 5 ROOMS | 3 284 | 252 | 418 | 2 614 | 1 827 | 801 | 656 | 1 694 | 1 376 | 318 |
| 6 ROOMS | 2 211 | 271 | 436 | 1 504 | 920 | 543 | 748 | 833 | 659 | 174 |
| 7 ROOMS | 1 180 | 191 | 275 | 714 | 321 | 253 | 606 | 378 | 257 | 121 |
| 8 ROOMS OR MORE | 1 084 | 338 | 303 | 443 | 170 | 199 | 715 | 243 | 165 | 78 |
| MEDIAN | 4.0 | 5.2 | 4.9 | 3.8 | 3.8 | 3.7 | 5.4 | 4.0 | 3.9 | 4.4 |
| VACANT AVAILABLE FOR SALE | 1 015 | 99 | 226 | 690 | 371 | 351 | 293 | 532 | 324 | 208 |
| 1 TO 3 ROOMS | 49 | 4 | 13 | 32 | 18 | 15 | 16 | 52 | 24 | 28 |
| 4 ROOMS | 180 | 28 | 33 | 119 | 62 | 63 | 55 | 120 | 52 | 68 |
| 5 ROOMS | 316 | 33 | 57 | 226 | 117 | 101 | 98 | 207 | 137 | 70 |
| 6 ROOMS | 264 | 17 | 78 | 169 | 89 | 104 | 97 | 171 | 67 | 30 |
| 7 ROOMS OR MORE | 206 | 17 | 45 | 144 | 85 | 68 | 53 | 56 | 44 | 12 |
| MEDIAN | 5.4 | 5.0 | 5.6 | 5.4 | 5.4 | 5.5 | 5.3 | 5.0 | 5.1 | 4.6 |
| VACANT AVAILABLE FOR RENT | 1 919 | 146 | 301 | 1 472 | 976 | 486 | 457 | 826 | 630 | 196 |
| 1 ROOM | 118 | 7 | 20 | 91 | 57 | 22 | 39 | 77 | 71 | 6 |
| 2 ROOMS | 223 | 7 | 23 | 193 | 148 | 52 | 23 | 78 | 63 | 15 |
| 3 ROOMS | 630 | 34 | 66 | 510 | 338 | 195 | 97 | 214 | 179 | 35 |
| 4 ROOMS | 438 | 39 | 64 | 335 | 205 | 122 | 111 | 231 | 165 | 66 |
| 5 ROOMS OR MORE | 510 | 59 | 108 | 343 | 228 | 95 | 187 | 226 | 152 | 74 |
| MEDIAN | 3.5 | 4.1 | 3.8 | 3.4 | 3.3 | 3.4 | 4.1 | 3.7 | 3.5 | 4.1 |
| BEDROOMS | | | | | | | | | | |
| ALL UNITS | 90 840 | 11 178 | 15 780 | 63 882 | 35 378 | 26 519 | 28 943 | 46 443 | 31 189 | 15 254 |
| NONE | 2 985 | 208 | 458 | 2 319 | 1 663 | 616 | 706 | 1 184 | 870 | 314 |
| 1 | 12 197 | 960 | 1 590 | 9 647 | 5 635 | 4 054 | 2 508 | 5 558 | 4 008 | 1 550 |
| 2 | 28 903 | 3 264 | 4 595 | 21 044 | 11 739 | 9 068 | 8 096 | 18 707 | 12 657 | 6 050 |
| 3 | 31 959 | 4 061 | 5 802 | 22 096 | 12 151 | 9 071 | 10 737 | 15 055 | 9 645 | 5 410 |
| 4 OR MORE | 14 796 | 2 685 | 3 335 | 8 776 | 4 190 | 3 710 | 6 896 | 5 939 | 4 009 | 1 930 |
| OWNER OCCUPIED | 64 391 | 8 524 | 11 644 | 44 223 | 24 328 | 18 109 | 21 954 | 33 709 | 22 275 | 11 434 |
| 0 AND 1 | 3 682 | 463 | 541 | 2 678 | 1 374 | 964 | 1 344 | 1 932 | 1 062 | 870 |
| 2 | 20 520 | 2 400 | 3 577 | 14 543 | 8 626 | 5 742 | 6 152 | 13 704 | 9 397 | 4 307 |
| 3 | 27 779 | 3 458 | 4 857 | 19 464 | 10 698 | 8 124 | 8 957 | 13 037 | 8 301 | 4 736 |
| 4 OR MORE | 12 410 | 2 203 | 2 669 | 7 538 | 3 630 | 3 279 | 5 501 | 5 036 | 3 515 | 1 521 |
| RENTER OCCUPIED | 20 726 | 1 804 | 2 537 | 16 385 | 9 230 | 7 042 | 4 454 | 8 717 | 7 290 | 1 427 |
| NONE | 2 017 | 57 | 76 | 1 884 | 1 442 | 453 | 122 | 675 | 637 | 38 |
| 1 | 7 260 | 391 | 723 | 6 146 | 3 589 | 2 778 | 893 | 2 911 | 2 685 | 226 |
| 2 | 6 815 | 608 | 727 | 5 480 | 2 561 | 2 934 | 1 320 | 3 320 | 2 668 | 652 |
| 3 OR MORE | 4 634 | 748 | 1 011 | 2 875 | 1 638 | 877 | 2 119 | 1 811 | 1 300 | 511 |

Table 13.—BATHROOMS, ROOMS, AND BEDROOMS, FOR SMSA'S, CONSTITUENT COUNTIES, PLACES OF 50,000 INHABITANTS OR MORE, URBAN BALANCE, RURAL TOTAL, AND URBANIZED AREAS: 1960—CON.

Bathrooms
Rooms

Bedrooms

[Some data based on sample; median not shown where base is insufficient; see text. "U" denotes an unincorporated place. Plus (+) after number indicates median above that number]

| SUBJECT | STANDARD METROPOLITAN STATISTICAL AREAS--CON. | | | | URBANIZED AREAS | | |
|--|---|---------|------------------|--------|-----------------|----------|-----------|
| | SAGINAW | | | | ANN ARBOR | BAY CITY | DETROIT |
| | THE AREA SAGINAW COUNTY | SAGINAW | URBAN BALANCE | RURAL | | | |
| BATHROOMS | | | | | | | |
| ALL UNITS | 55 899 | 29 918 | 9 315 | 16 666 | 34 468 | 22 243 | 1 085 733 |
| 1 | 41 689 | 23 529 | 6 374 | 11 786 | 25 072 | 16 676 | 834 444 |
| 1 PLUS PARTIAL | 5 022 | 2 721 | 1 201 | 1 100 | 4 144 | 2 627 | 142 987 |
| 2 OR MORE | 2 860 | 1 565 | 809 | 486 | 2 828 | 1 385 | 71 938 |
| SHARED OR NONE | 6 328 | 2 103 | 931 | 3 294 | 2 424 | 1 555 | 36 364 |
| OWNER OCCUPIED | | | | | | | |
| 1 | 41 121 | 19 608 | 8 032 | 13 481 | 19 157 | 16 538 | 720 016 |
| MORE THAN 1 | 30 752 | 15 181 | 5 508 | 10 063 | 12 675 | 12 228 | 519 979 |
| SHARED OR NONE | 7 120 | 3 802 | 1 902 | 1 416 | 6 158 | 3 663 | 194 342 |
| 3 249 | 625 | 622 | 2 002 | 324 | 647 | 5 695 | |
| RENTER OCCUPIED | | | | | | | |
| 1 | 11 749 | 8 955 | 850 | 1 944 | 13 495 | 4 763 | 301 978 |
| MORE THAN 1 | 9 148 | 7 308 | 575 | 1 265 | 11 105 | 3 817 | 265 381 |
| SHARED OR NONE | 476 | 378 | 34 | 64 | 607 | 261 | 14 785 |
| 2 125 | 1 269 | 241 | 615 | 1 783 | 685 | 21 812 | |
| ROOMS | | | | | | | |
| ALL UNITS | 55 897 | 29 916 | 9 315 | 16 666 | 34 468 | 22 243 | 1 085 761 |
| 1 ROOM | 701 | 51 | 46 | 114 | 1 767 | 250 | 23 549 |
| 2 ROOMS | 1 260 | 815 | 70 | 375 | 2 508 | 536 | 32 115 |
| 3 ROOMS | 4 385 | 3 013 | 365 | 1 007 | 5 016 | 1 850 | 79 599 |
| 4 ROOMS | 8 126 | 4 278 | 1 298 | 2 550 | 5 224 | 3 722 | 160 527 |
| 5 ROOMS | 15 499 | 7 815 | 3 397 | 4 287 | 9 218 | 5 674 | 381 662 |
| 6 ROOMS | 12 830 | 6 588 | 2 412 | 3 830 | 5 754 | 5 053 | 250 334 |
| 7 ROOMS | 7 249 | 3 961 | 1 050 | 2 238 | 2 766 | 2 877 | 92 908 |
| 8 ROOMS OR MORE | 5 847 | 2 905 | 677 | 2 265 | 2 215 | 2 281 | 65 067 |
| MEDIAN | 5.4 | 5.3 | 5.3 | 5.5 | 4.8 | 5.3 | 5.1 |
| OWNER OCCUPIED | | | | | | | |
| 1 ROOM | 41 114 | 19 608 | 8 033 | 13 473 | 19 152 | 16 538 | 720 046 |
| 2 ROOMS | 65 | 4 | 8 | 53 | 35 | 12 | 374 |
| 3 ROOMS | 262 | 36 | 37 | 189 | 116 | 101 | 1 932 |
| 4 ROOMS | 1 009 | 287 | 176 | 546 | 484 | 383 | 9 106 |
| 5 ROOMS | 5 054 | 2 132 | 1 002 | 1 920 | 2 105 | 2 454 | 85 302 |
| 6 ROOMS | 12 398 | 5 877 | 3 018 | 3 503 | 7 357 | 4 579 | 285 371 |
| 7 ROOMS | 10 958 | 5 370 | 2 206 | 3 382 | 4 728 | 4 432 | 200 214 |
| 8 ROOMS OR MORE | 6 333 | 3 399 | 966 | 1 968 | 2 367 | 2 507 | 80 145 |
| MEDIAN | 5 035 | 2 503 | 620 | 1 912 | 1 960 | 2 070 | 57 602 |
| 5.7 | 5.8 | 5.4 | 5.4 | 5.7 | 5.4 | 5.7 | 5.4 |
| RENTER OCCUPIED | | | | | | | |
| 1 ROOM | 11 736 | 8 955 | 849 | 1 952 | 13 500 | 4 763 | 301 955 |
| 2 ROOMS | 532 | 488 | 29 | 15 | 1 530 | 182 | 16 777 |
| 3 ROOMS | 816 | 674 | 33 | 109 | 2 141 | 373 | 25 493 |
| 4 ROOMS | 2 896 | 2 519 | 153 | 224 | 4 107 | 1 254 | 60 583 |
| 5 ROOMS | 2 586 | 1 921 | 219 | 446 | 2 848 | 1 072 | 63 230 |
| 6 ROOMS | 2 260 | 1 613 | 220 | 427 | 1 531 | 907 | 78 508 |
| 7 ROOMS | 1 376 | 985 | 101 | 290 | 818 | 538 | 41 495 |
| 8 ROOMS OR MORE | 705 | 453 | 64 | 188 | 324 | 300 | 10 281 |
| MEDIAN | 585 | 302 | 30 | 253 | 201 | 137 | 5 588 |
| 4.1 | 3.9 | 4.5 | 4.9 | 3.2 | 4.0 | 4.3 | 4.3 |
| VACANT AVAILABLE FOR SALE | | | | | | | |
| 1 TO 3 ROOMS | 654 | 250 | 181 | 223 | 318 | 170 | 9 916 |
| 4 ROOMS | 22 | 5 | .. | 17 | 4 | 15 | 307 |
| 5 ROOMS | 104 | 39 | 27 | 38 | 22 | 36 | 1 196 |
| 6 ROOMS | 275 | 92 | 90 | 93 | 181 | 53 | 4 541 |
| 7 ROOMS OR MORE | 145 | 58 | 44 | 43 | 68 | 27 | 2 325 |
| MEDIAN | 108 | 56 | 20 | 32 | 43 | 39 | 1 547 |
| 5.2 | 5.4 | 5.2 | 5.1 | 5.2 | 5.1 | 5.1 | 5.3 |
| VACANT AVAILABLE FOR RENT | | | | | | | |
| 1 ROOM | 756 | 532 | 76 | 148 | 1 015 | 313 | 35 954 |
| 2 ROOMS | 38 | 34 | .. | 4 | 188 | 19 | 5 208 |
| 3 ROOMS | 63 | 49 | 3 | 11 | 207 | 30 | 4 122 |
| 4 ROOMS | 234 | 182 | 22 | 30 | 308 | 122 | 7 815 |
| 5 ROOMS OR MORE | 176 | 115 | 19 | 42 | 186 | 77 | 6 887 |
| MEDIAN | 245 | 152 | 32 | 61 | 126 | 65 | 11 922 |
| 3.7 | 3.5 | 4.2 | 4.2 | 2.9 | 3.4 | 3.6 | 3.6 |
| BEDROOMS | | | | | | | |
| ALL UNITS | 55 786 | 29 873 | 9 286 | 16 627 | 34 328 | 22 243 | 1 083 543 |
| NONE | 1 068 | 849 | 51 | 168 | 2 710 | 322 | 36 719 |
| 1 | 6 667 | 4 526 | 551 | 1 590 | 7 341 | 2 995 | 126 543 |
| 2 | 17 229 | 9 756 | 2 493 | 4 980 | 8 453 | 7 873 | 379 711 |
| 3 | 21 534 | 9 939 | 4 711 | 6 884 | 12 493 | 7 545 | 434 177 |
| 4 OR MORE | 9 288 | 4 803 | 1 480 | 3 005 | 3 331 | 3 508 | 106 393 |
| OWNER OCCUPIED | | | | | | | |
| 0 AND 1 | 41 160 | 19 430 | 8 168 | 13 562 | 19 154 | 16 477 | 719 836 |
| 2 | 2 126 | 890 | 317 | 919 | 810 | 1 043 | 19 924 |
| 3 | 12 546 | 6 337 | 2 206 | 4 003 | 4 678 | 5 851 | 245 032 |
| 4 OR MORE | 18 517 | 8 095 | 4 409 | 6 013 | 10 718 | 6 584 | 366 608 |
| 7 971 | 4 108 | 1 236 | 2 627 | 2 948 | 2 999 | 88 272 | |
| RENTER OCCUPIED | | | | | | | |
| 11 710 | 9 133 | 714 | 1 863 | 13 498 | 4 824 | 302 179 | |
| NONE | 790 | 771 | 19 | .. | 2 381 | 189 | 28 042 |
| 1 | 3 854 | 3 280 | 229 | 345 | 5 861 | 1 711 | 91 099 |
| 2 | 3 978 | 3 123 | 192 | 663 | 3 470 | 1 771 | 114 377 |
| 3 OR MORE | 3 088 | 1 959 | 274 | 855 | 1 786 | 1 153 | 68 661 |

Table 13.—BATHROOMS, ROOMS, AND BEDROOMS, FOR SMSA'S, CONSTITUENT COUNTIES, PLACES OF 50,000 INHABITANTS OR MORE, URBAN BALANCE, RURAL TOTAL, AND URBANIZED AREAS: 1960—Con.

Bathrooms
Rooms

Bedrooms

[Some data based on sample; median not shown where base is insufficient; see text. "U" denotes an unincorporated place. Plus (+) after number indicates median above that number]

| SUBJECT | URBANIZED AREAS--CON. | | | | | | |
|------------------------------------|-----------------------|--------------|---------|-----------|---------|---------------------------|---------|
| | FLINT | GRAND RAPIDS | JACKSON | KALAMAZOO | LANSING | MUSKOGON-MUSKOGON HEIGHTS | SAGINAW |
| BATHROOMS | | | | | | | |
| ALL UNITS. | 84 688 | 91 267 | 23 055 | 35 251 | 51 835 | 29 576 | 38 395 |
| 1. | 69 260 | 67 979 | 17 273 | 26 005 | 39 253 | 23 759 | 29 241 |
| 1 PLUS PARTIAL. | 5 922 | 14 080 | 2 078 | 4 331 | 6 544 | 2 325 | 3 889 |
| 2 OR MORE. | 3 587 | 5 290 | 1 122 | 1 972 | 3 267 | 1 520 | 2 286 |
| SHARED OR NONE. | 5 919 | 3 918 | 2 582 | 2 943 | 2 771 | 1 972 | 2 979 |
| OWNER OCCUPIED. | 61 204 | 64 460 | 16 029 | 23 704 | 34 483 | 20 948 | 27 029 |
| 1. | 50 856 | 45 906 | 12 376 | 17 275 | 24 834 | 16 964 | 20 217 |
| MORE THAN 1. | 8 456 | 17 559 | 2 818 | 5 703 | 8 818 | 3 449 | 5 604 |
| SHARED OR NONE. | 1 892 | 995 | 835 | 726 | 831 | 535 | 1 208 |
| RENTER OCCUPIED. | 18 414 | 22 368 | 6 113 | 9 482 | 14 725 | 7 218 | 9 639 |
| 1. | 14 844 | 18 753 | 4 308 | 7 455 | 12 572 | 5 794 | 7 742 |
| MORE THAN 1. | 717 | 1 387 | 334 | 365 | 668 | 283 | 403 |
| SHARED OR NONE. | 2 853 | 2 228 | 1 471 | 1 662 | 1 485 | 1 141 | 1 494 |
| ROOMS | | | | | | | |
| ALL UNITS. | 84 688 | 91 279 | 23 055 | 35 251 | 51 835 | 29 591 | 38 393 |
| 1 ROOM. | 1 253 | 1 125 | 566 | 1 112 | 883 | 507 | 565 |
| 2 ROOMS. | 2 199 | 1 991 | 666 | 1 216 | 1 660 | 733 | 881 |
| 3 ROOMS. | 7 251 | 6 521 | 2 039 | 3 410 | 6 031 | 2 647 | 3 305 |
| 4 ROOMS. | 18 970 | 13 555 | 3 212 | 6 497 | 10 433 | 6 478 | 5 466 |
| 5 ROOMS. | 28 051 | 25 869 | 5 553 | 8 885 | 13 272 | 8 837 | 11 016 |
| 6 ROOMS. | 16 482 | 21 896 | 5 572 | 7 259 | 11 070 | 5 817 | 8 861 |
| 7 ROOMS. | 6 597 | 12 531 | 3 274 | 4 058 | 5 257 | 2 668 | 4 848 |
| 8 ROOMS OR MORE. | 3 885 | 7 791 | 2 173 | 2 814 | 3 229 | 1 904 | 3 451 |
| MEDIAN. | 5.0 | 5.4 | 5.4 | 5.1 | 5.0 | 5.0 | 5.3 |
| OWNER OCCUPIED. | 61 209 | 64 469 | 16 002 | 23 698 | 34 524 | 20 970 | 27 030 |
| 1 ROOM. | 48 | 8 | 8 | 17 | 24 | 24 | 8 |
| 2 ROOMS. | 286 | 254 | 98 | 93 | 154 | 63 | 69 |
| 3 ROOMS. | 1 549 | 1 197 | 388 | 475 | 831 | 512 | 447 |
| 4 ROOMS. | 12 840 | 7 846 | 1 885 | 3 853 | 5 922 | 4 144 | 3 064 |
| 5 ROOMS. | 23 224 | 18 970 | 4 142 | 7 063 | 10 506 | 7 139 | 8 745 |
| 6 ROOMS. | 14 175 | 18 150 | 4 704 | 6 237 | 9 515 | 5 025 | 7 453 |
| 7 ROOMS. | 5 701 | 11 014 | 2 826 | 3 547 | 4 690 | 2 374 | 4 228 |
| 8 ROOMS OR MORE. | 3 386 | 7 030 | 1 951 | 2 413 | 2 882 | 1 689 | 3 016 |
| MEDIAN. | 5.2 | 5.7 | 5.8 | 5.6 | 5.5 | 5.3 | 5.7 |
| RENTER OCCUPIED. | 18 409 | 22 359 | 6 140 | 9 488 | 14 684 | 7 196 | 9 638 |
| 1 ROOM. | 887 | 967 | 477 | 820 | 777 | 429 | 505 |
| 2 ROOMS. | 1 563 | 1 505 | 508 | 946 | 1 265 | 583 | 707 |
| 3 ROOMS. | 4 651 | 4 477 | 1 441 | 2 565 | 4 587 | 1 844 | 2 634 |
| 4 ROOMS. | 4 903 | 4 771 | 1 168 | 2 271 | 3 974 | 1 967 | 2 112 |
| 5 ROOMS. | 3 640 | 5 679 | 1 233 | 1 429 | 2 252 | 1 337 | 1 793 |
| 6 ROOMS. | 1 746 | 3 125 | 749 | 749 | 1 169 | 643 | 1 070 |
| 7 ROOMS. | 665 | 1 221 | 387 | 408 | 430 | 243 | 497 |
| 8 ROOMS OR MORE. | 354 | 614 | 177 | 300 | 230 | 150 | 320 |
| MEDIAN. | 3.9 | 4.4 | 4.1 | 3.7 | 3.7 | 3.9 | 4.0 |
| VACANT AVAILABLE FOR SALE. | 1 106 | 719 | 124 | 380 | 580 | 285 | 419 |
| 1 TO 3 ROOMS. | 58 | 15 | 4 | 17 | 22 | 22 | 5 |
| 4 ROOMS. | 270 | 82 | 9 | 45 | 94 | 45 | 66 |
| 5 ROOMS. | 476 | 270 | 40 | 144 | 178 | 126 | 178 |
| 6 ROOMS. | 196 | 199 | 40 | 94 | 169 | 56 | 100 |
| 7 ROOMS OR MORE. | 106 | 153 | 31 | 80 | 117 | 36 | 70 |
| MEDIAN. | 5.0 | 5.5 | 5.7 | 5.4 | 5.5 | 5.1 | 5.3 |
| VACANT AVAILABLE FOR RENT. | 2 379 | 2 195 | 373 | 936 | 1 248 | 591 | 580 |
| 1 ROOM. | 202 | 130 | 62 | 219 | 70 | 71 | 34 |
| 2 ROOMS. | 274 | 194 | 41 | 103 | 177 | 59 | 50 |
| 3 ROOMS. | 750 | 525 | 107 | 230 | 453 | 172 | 193 |
| 4 ROOMS. | 593 | 581 | 70 | 181 | 279 | 150 | 128 |
| 5 ROOMS OR MORE. | 560 | 765 | 93 | 203 | 269 | 139 | 175 |
| MEDIAN. | 3.5 | 3.9 | 3.3 | 3.1 | 3.3 | 3.5 | 3.6 |
| BEDROOMS | | | | | | | |
| ALL UNITS. | 84 652 | 91 165 | 22 870 | 35 125 | 51 624 | 29 589 | 38 321 |
| 1. | 2 019 | 2 041 | 663 | 2 008 | 2 172 | 870 | 887 |
| 2. | 11 664 | 10 513 | 3 807 | 5 031 | 8 475 | 3 901 | 5 003 |
| 3. | 34 973 | 28 843 | 7 368 | 10 928 | 17 414 | 11 879 | 12 087 |
| 4 OR MORE. | 28 880 | 36 670 | 8 140 | 13 071 | 17 515 | 9 194 | 14 336 |
| SHARED OR NONE. | 7 116 | 13 098 | 2 892 | 4 087 | 6 048 | 3 745 | 6 008 |
| OWNER OCCUPIED. | 61 083 | 64 211 | 16 172 | 23 618 | 34 966 | 21 171 | 26 947 |
| 1. | 3 527 | 2 382 | 968 | 1 107 | 2 005 | 1 023 | 1 182 |
| 2. | 26 174 | 19 308 | 5 590 | 7 676 | 11 927 | 8 883 | 8 393 |
| 3. | 25 167 | 30 968 | 7 191 | 11 417 | 15 721 | 7 969 | 12 228 |
| 4 OR MORE. | 6 215 | 11 553 | 2 423 | 3 418 | 5 313 | 3 296 | 5 144 |
| RENTER OCCUPIED. | 18 535 | 22 617 | 5 970 | 9 568 | 14 242 | 6 995 | 9 721 |
| NONE. | 1 362 | 1 708 | 537 | 1 800 | 1 800 | 637 | 790 |
| 1. | 6 569 | 6 994 | 2 574 | 3 507 | 5 747 | 2 637 | 3 484 |
| 2. | 7 205 | 7 831 | 1 589 | 2 826 | 4 735 | 2 472 | 3 315 |
| 3 OR MORE. | 3 399 | 6 084 | 1 270 | 1 647 | 1 960 | 1 219 | 2 132 |

Table 14.—STRUCTURAL CHARACTERISTICS AND HEATING EQUIPMENT, FOR SMSA'S, CONSTITUENT COUNTIES, PLACES OF 50,000 INHABITANTS OR MORE, URBAN BALANCE, RURAL TOTAL, AND URBANIZED AREAS: 1960

Units in Structure
Trailer
Year Structure Built
Basement
Heating Equipment

[Based on sample; see text. "U" denotes an unincorporated place]

| SUBJECT | STANDARD METROPOLITAN STATISTICAL AREAS | | | | | | | |
|---|---|-----------|------------------|--------|--------------------------------|----------|------------------|--------|
| | THE AREA — WASHTENAW COUNTY | ANN ARBOR | | | BAY CITY | | | |
| | | ANN ARBOR | URBAN BALANCE | RURAL | THE AREA — BAY COUNTY | BAY CITY | URBAN BALANCE | RURAL |
| UNITS IN STRUCTURE | | | | | | | | |
| ALL UNITS. | 51 385 | 20 752 | 15 705 | 14 928 | 32 295 | 16 692 | 5 551 | 10 052 |
| 1: DETACHED. | 34 865 | 10 849 | 11 221 | 12 795 | 26 930 | 12 418 | 5 116 | 9 396 |
| 1: ATTACHED. | 1 369 | 245 | 559 | 565 | 544 | 266 | 75 | 203 |
| 2. | 4 256 | 2 256 | 1 168 | 832 | 2 158 | 1 986 | 72 | 100 |
| 3 AND 4. | 3 564 | 2 168 | 1 116 | 280 | 1 319 | 1 255 | 17 | 47 |
| 5 OR MORE. | 6 473 | 5 179 | 1 215 | 77 | 811 | 710 | 35 | 66 |
| TRAILER: | | | | | | | | |
| ON PERMANENT FOUNDATION. | 15 | *** | *** | 15 | 107 | 37 | 16 | 54 |
| MOBILE. | 843 | 55 | 426 | 362 | 426 | 20 | 220 | 186 |
| OWNER OCCUPIED. | 30 272 | 10 144 | 10 338 | 9 790 | 24 300 | 11 838 | 4 700 | 7 762 |
| 1: DETACHED. | 27 464 | 9 161 | 9 282 | 9 021 | 22 508 | 10 731 | 4 415 | 7 362 |
| 1: ATTACHED. | 295 | 63 | 121 | 111 | 225 | 108 | 20 | 97 |
| 2. | 1 195 | 557 | 344 | 294 | 808 | 724 | 20 | 62 |
| 3 AND 4. | 400 | 232 | 143 | 25 | 215 | 209 | *** | 6 |
| 5 OR MORE. | 160 | 119 | 41 | *** | 54 | 18 | 25 | 11 |
| TRAILER. | 758 | 12 | 407 | 339 | 492 | 48 | 220 | 224 |
| RENTER OCCUPIED. | 17 000 | 9 582 | 4 430 | 2 988 | 5 762 | 4 153 | 610 | 999 |
| 1: DETACHED. | 4 688 | 1 355 | 1 486 | 1 847 | 2 750 | 1 399 | 470 | 881 |
| 1: ATTACHED. | 947 | 172 | 382 | 393 | 240 | 146 | 55 | 39 |
| 2. | 2 715 | 1 569 | 709 | 437 | 1 164 | 1 103 | 42 | 19 |
| 3 AND 4. | 2 816 | 1 809 | 813 | 194 | 962 | 929 | 17 | 16 |
| 5 TO 9. | 3 454 | 2 849 | 560 | 45 | 388 | 369 | 5 | 14 |
| 10 TO 19. | 1 023 | 646 | 353 | 24 | 125 | 111 | *** | 14 |
| 20 TO 49. | 1 031 | 961 | 60 | 10 | 92 | 87 | 5 | *** |
| 50 OR MORE. | 226 | 178 | 48 | *** | *** | *** | *** | *** |
| TRAILER. | 100 | 43 | 19 | 38 | 41 | 9 | 16 | 16 |
| VACANT AVAILABLE FOR RENT. | 1 327 | 654 | 467 | 206 | 386 | 314 | 14 | 58 |
| 1. | 302 | 56 | 139 | 107 | 119 | 57 | 9 | 53 |
| 2 TO 4. | 491 | 186 | 206 | 99 | 173 | 163 | 5 | 5 |
| 5 TO 9. | 258 | 191 | 67 | *** | 49 | 49 | *** | *** |
| 10 OR MORE. | 276 | 221 | 55 | *** | 45 | 45 | *** | *** |
| YEAR STRUCTURE BUILT | | | | | | | | |
| ALL UNITS. | 51 388 | 20 752 | 15 705 | 14 931 | 32 295 | 16 692 | 5 551 | 10 052 |
| 1959 TO MARCH 1960. | 2 509 | 1 012 | 889 | 608 | 920 | 147 | 251 | 522 |
| 1955 TO 1958. | 8 723 | 3 557 | 3 432 | 1 734 | 3 098 | 601 | 919 | 1 578 |
| 1950 TO 1954. | 5 835 | 2 038 | 2 092 | 1 705 | 3 766 | 1 149 | 1 100 | 1 517 |
| 1940 TO 1949. | 7 339 | 2 456 | 2 302 | 2 581 | 4 363 | 1 203 | 1 375 | 1 785 |
| 1930 TO 1939. | 4 888 | 1 982 | 1 184 | 1 722 | 2 775 | 1 022 | 699 | 1 054 |
| 1929 OR EARLIER. | 22 094 | 9 707 | 5 806 | 6 581 | 17 373 | 12 570 | 1 207 | 3 596 |
| OWNER OCCUPIED. | 30 271 | 10 125 | 10 352 | 9 794 | 24 300 | 11 838 | 4 700 | 7 762 |
| 1955 TO MARCH 1960. | 7 893 | 2 489 | 3 582 | 1 822 | 3 458 | 658 | 1 042 | 1 758 |
| 1950 TO 1954. | 4 545 | 1 490 | 1 685 | 1 370 | 3 298 | 1 092 | 1 006 | 1 200 |
| 1940 TO 1949. | 4 608 | 1 340 | 1 648 | 1 620 | 3 685 | 1 119 | 1 201 | 1 365 |
| 1939 OR EARLIER. | 13 225 | 4 806 | 3 437 | 4 982 | 13 859 | 8 969 | 1 451 | 3 439 |
| ALL HOUSING UNITS. | 51 408 | 20 752 | 15 707 | 14 949 | 32 295 | 16 692 | 5 551 | 10 052 |
| BASEMENT | | | | | | | | |
| BASEMENT. | 40 151 | 18 790 | 11 254 | 10 107 | 21 556 | 13 322 | 2 926 | 5 308 |
| CONCRETE SLAB. | 4 857 | 1 605 | 1 756 | 1 496 | 1 996 | 557 | 390 | 1 049 |
| OTHER. | 6 377 | 357 | 2 695 | 3 325 | 8 743 | 2 813 | 2 235 | 3 695 |
| HEATING EQUIPMENT | | | | | | | | |
| STEAM OR HOT WATER. | 9 592 | 6 015 | 2 008 | 1 569 | 3 513 | 2 329 | 400 | 784 |
| WARM AIR FURNACE. | 35 121 | 14 315 | 11 824 | 8 982 | 18 798 | 10 536 | 3 503 | 4 759 |
| FLOOR, WALL, OR PIPELESS FURNACE. | 1 357 | 178 | 593 | 586 | 1 344 | 557 | 439 | 348 |
| BUILT-IN ELECTRIC UNITS. | 76 | 27 | *** | 49 | 46 | 14 | 4 | 28 |
| OTHER MEANS WITH FLUE. | 4 883 | 185 | 1 181 | 3 517 | 8 159 | 3 088 | 1 164 | 3 907 |
| OTHER MEANS WITHOUT FLUE. | 221 | 28 | 95 | 98 | 250 | 152 | 25 | 73 |
| NONE. | 138 | 4 | 4 | 130 | 185 | 16 | 16 | 153 |

Table 14.—STRUCTURAL CHARACTERISTICS AND HEATING EQUIPMENT, FOR SMSA'S, CONSTITUENT COUNTIES, PLACES OF 50,000 INHABITANTS OR MORE, URBAN BALANCE, RURAL TOTAL, AND URBANIZED AREAS: 1960—Con.

Units in Structure
Trailer
Year Structure Built

Basement
Heating Equipment

[Based on sample; see text. "U" denotes an unincorporated place]

| SUBJECT | STANDARD METROPOLITAN STATISTICAL AREAS--CON. | | | | | | |
|--|---|----------|---------|---------|----------|---------|--------------|
| | THE AREA | COUNTIES | | | PLACES | | |
| | | MACOMB | OAKLAND | WAYNE | DEARBORN | DETROIT | LINCOLN PARK |
| UNITS IN STRUCTURE | | | | | | | |
| ALL UNITS | 1 152 941 | 113 331 | 204 629 | 834 981 | 35 059 | 553 059 | 14 992 |
| 1. DETACHED | 808 308 | 101 889 | 179 417 | 527 002 | 26 762 | 293 843 | 13 562 |
| 1. ATTACHED | 55 654 | 2 956 | 6 154 | 46 544 | 965 | 38 232 | 311 |
| 2. | 125 742 | 2 796 | 5 819 | 117 127 | 4 046 | 98 543 | 551 |
| 3 AND 4. | 41 286 | 1 801 | 3 990 | 35 495 | 758 | 28 061 | 221 |
| 5 OR MORE | 115 300 | 2 303 | 7 041 | 105 956 | 2 528 | 93 890 | 127 |
| TRAILER: | | | | | | | |
| ON PERMANENT FOUNDATION | 168 | 26 | 71 | 71 | *** | 24 | *** |
| MOBILE | 6 483 | 1 560 | 2 137 | 2 786 | *** | 466 | 220 |
| OWNER OCCUPIED | 767 554 | 92 229 | 157 372 | 517 953 | 26 507 | 299 471 | 12 732 |
| 1. DETACHED | 691 750 | 88 342 | 151 178 | 452 230 | 24 313 | 246 815 | 12 169 |
| 1. ATTACHED | 18 816 | 1 013 | 1 664 | 16 139 | 468 | 12 794 | 118 |
| 2. | 42 400 | 742 | 1 607 | 40 051 | 1 488 | 33 877 | 183 |
| 3 AND 4. | 11 718 | 217 | 454 | 4 047 | 157 | 3 041 | 36 |
| 5 OR MORE | 3 609 | 422 | 402 | 2 785 | 81 | 2 469 | 10 |
| TRAILER | 6 261 | 1 493 | 2 067 | 2 701 | *** | 475 | 216 |
| RENTER OCCUPIED | 313 088 | 14 762 | 31 611 | 266 715 | 7 391 | 215 366 | 1 889 |
| 1. DETACHED | 84 397 | 8 582 | 15 693 | 60 122 | 2 052 | 39 567 | 1 111 |
| 1. ATTACHED | 32 117 | 1 697 | 3 886 | 26 534 | 466 | 22 149 | 179 |
| 2. | 71 310 | 1 660 | 3 428 | 66 222 | 2 307 | 55 575 | 324 |
| 3 AND 4. | 30 498 | 1 296 | 2 776 | 26 426 | 580 | 20 851 | 172 |
| 5 TO 9 | 20 873 | 679 | 2 758 | 17 436 | 330 | 14 282 | 69 |
| 10 TO 19 | 20 584 | 336 | 1 303 | 18 945 | 256 | 17 259 | 30 |
| 20 TO 49 | 31 916 | 285 | 1 060 | 30 571 | 954 | 27 648 | *** |
| 50 OR MORE | 21 003 | 134 | 566 | 20 303 | 446 | 18 020 | *** |
| TRAILER | 390 | 93 | 141 | 156 | *** | 15 | 4 |
| VACANT AVAILABLE FOR RENT | 37 065 | 1 496 | 2 925 | 32 644 | 735 | 27 979 | 109 |
| 1. | 8 787 | 667 | 1 386 | 6 734 | 125 | 5 346 | 54 |
| 2 TO 4 | 13 067 | 431 | 915 | 11 721 | 197 | 9 877 | 37 |
| 5 TO 9 | 2 744 | 144 | 257 | 2 343 | 40 | 1 941 | 13 |
| 10 OR MORE | 12 467 | 254 | 367 | 11 846 | 373 | 10 815 | 5 |
| YEAR STRUCTURE BUILT | | | | | | | |
| ALL UNITS | 1 153 001 | 113 337 | 204 634 | 835 030 | 35 059 | 553 106 | 14 992 |
| 1939 TO MARCH 1960 | 32 702 | 8 607 | 8 749 | 15 346 | 204 | 2 591 | 459 |
| 1935 TO 1938 | 134 960 | 29 830 | 39 047 | 66 083 | 1 356 | 14 391 | 1 530 |
| 1930 TO 1934 | 173 311 | 26 469 | 45 113 | 101 729 | 6 710 | 39 067 | 5 147 |
| 1940 TO 1949 | 203 660 | 20 411 | 40 949 | 142 300 | 10 685 | 84 267 | 3 930 |
| 1930 TO 1939 | 149 296 | 9 961 | 22 643 | 116 692 | 6 047 | 86 600 | 1 625 |
| 1929 OR EARLIER | 459 072 | 18 059 | 48 133 | 392 880 | 10 057 | 326 190 | 2 281 |
| OWNER OCCUPIED | 767 603 | 92 272 | 157 365 | 517 966 | 26 507 | 299 472 | 12 732 |
| 1935 TO MARCH 1960 | 140 393 | 33 656 | 39 621 | 67 116 | 1 412 | 10 347 | 1 659 |
| 1930 TO 1934 | 150 054 | 23 047 | 38 331 | 88 676 | 6 346 | 31 340 | 4 833 |
| 1940 TO 1949 | 167 089 | 16 725 | 32 439 | 117 925 | 9 408 | 69 864 | 3 577 |
| 1939 OR EARLIER | 310 067 | 18 844 | 46 974 | 244 249 | 9 341 | 187 921 | 2 663 |
| ALL HOUSING UNITS | 1 153 243 | 113 362 | 204 632 | 835 249 | 35 059 | 553 199 | 14 992 |
| BASEMENT | | | | | | | |
| BASEMENT | 942 530 | 72 531 | 141 310 | 728 689 | 33 699 | 509 504 | 13 392 |
| CONCRETE SLAB | 84 642 | 15 640 | 28 541 | 40 461 | 529 | 15 692 | 498 |
| OTHER | 125 769 | 25 160 | 34 778 | 65 831 | 831 | 27 863 | 1 102 |
| HEATING EQUIPMENT | | | | | | | |
| STEAM OR HOT WATER | 242 458 | 10 790 | 20 345 | 211 323 | 5 199 | 175 291 | 620 |
| WARM AIR FURNACE | 766 471 | 82 163 | 149 605 | 534 703 | 28 682 | 321 517 | 13 173 |
| FLOOR, WALL, OR PIPELESS FURNACE | 37 350 | 6 377 | 10 213 | 20 740 | 356 | 11 206 | 482 |
| BUILT-IN ELECTRIC UNITS | 2 117 | 361 | 39 | 1 362 | 25 | 992 | 15 |
| OTHER MEANS WITH FLUE | 95 592 | 12 755 | 22 181 | 60 676 | 712 | 39 063 | 665 |
| OTHER MEANS WITHOUT FLUE | 7 250 | 715 | 966 | 5 569 | 77 | 4 611 | 37 |
| NONE | 1 783 | 176 | 950 | 657 | 8 | 426 | *** |

Table 14.—STRUCTURAL CHARACTERISTICS AND HEATING EQUIPMENT, FOR SMSA'S, CONSTITUENT COUNTIES, PLACES OF 50,000 INHABITANTS OR MORE, URBAN BALANCE, RURAL TOTAL, AND URBANIZED AREAS: 1960—Con.

Units in Structure
Trailer
Year Structure Built

Basement
Heating Equipment

[Based on sample; see text. "U" denotes an unincorporated place]

| SUBJECT | STANDARD METROPOLITAN STATISTICAL AREAS--CON. | | | | | | | |
|---|---|---------|-----------|-----------|-----------------|--------|---------------|--------|
| | DETROIT--CON. | | | | | | | |
| | PLACES--CON. | | | | | | URBAN BALANCE | RURAL |
| | LIVONIA | PONTIAC | ROSEVILLE | ROYAL OAK | ST CLAIR SHORES | WARREN | | |
| UNITS IN STRUCTURE | | | | | | | | |
| ALL UNITS. | 17 941 | 24 754 | 13 030 | 23 537 | 20 930 | 25 332 | 366 033 | 58 274 |
| 1, DETACHED. | 17 628 | 17 061 | 12 049 | 19 451 | 19 794 | 23 042 | 312 323 | 52 793 |
| 1, ATTACHED. | 156 | 1 595 | 448 | 811 | 623 | 331 | 10 692 | 1 490 |
| 2. | 26 | 1 962 | 166 | 821 | 165 | 418 | 17 851 | 1 193 |
| 3 AND 4. | 25 | 1 519 | 46 | 652 | 93 | 164 | 8 656 | 1 051 |
| 5 OR MORE. | 106 | 2 521 | 164 | 1 779 | 211 | 454 | 13 145 | 375 |
| TRAILER: | | | | | | | | |
| ON PERMANENT FOUNDATION. | ... | 4 | ... | 11 | ... | 20 | 67 | 42 |
| MOBILE. | ... | 92 | 157 | 12 | 44 | 903 | 3 299 | 1 290 |
| OWNER OCCUPIED | | | | | | | | |
| ALL UNITS. | 16 049 | 15 451 | 11 069 | 18 365 | 18 601 | 20 911 | 286 474 | 41 924 |
| 1, DETACHED. | 15 967 | 14 067 | 10 596 | 17 876 | 18 437 | 19 835 | 272 000 | 39 675 |
| 1, ATTACHED. | 60 | 470 | 264 | 166 | 64 | 106 | 3 712 | 594 |
| 2. | 11 | 501 | 50 | 224 | 50 | 105 | 5 605 | 306 |
| 3 AND 4. | 11 | 223 | ... | 50 | 6 | 10 | 1 106 | 78 |
| 5 OR MORE. | ... | 103 | 10 | 45 | ... | ... | 876 | 15 |
| TRAILER. | ... | 87 | 149 | 4 | 44 | 855 | 3 175 | 1 256 |
| RENTER OCCUPIED. | | | | | | | | |
| ALL UNITS. | 965 | 7 773 | 1 336 | 4 438 | 1 679 | 3 030 | 59 975 | 9 246 |
| 1, DETACHED. | 778 | 2 388 | 890 | 1 178 | 835 | 2 027 | 26 888 | 6 683 |
| 1, ATTACHED. | 85 | 925 | 150 | 582 | 492 | 198 | 6 119 | 772 |
| 2. | 15 | 1 233 | 116 | 537 | 77 | 271 | 10 252 | 603 |
| 3 AND 4. | 9 | 1 101 | 46 | 502 | 73 | 121 | 6 184 | 859 |
| 5 TO 9. | ... | 1 000 | 44 | 807 | 16 | 165 | 4 015 | 145 |
| 10 TO 19. | 78 | 253 | 11 | 340 | 28 | 139 | 2 110 | 80 |
| 20 TO 49. | ... | 602 | 71 | 240 | 82 | 41 | 2 255 | 23 |
| 50 OR MORE. | ... | 262 | ... | 233 | 76 | ... | 1 961 | 5 |
| TRAILER. | ... | 9 | 8 | 19 | ... | 68 | 191 | 76 |
| VACANT AVAILABLE FOR RENT. | | | | | | | | |
| ALL UNITS. | 73 | 860 | 107 | 348 | 139 | 244 | 5 600 | 871 |
| 1. | 45 | 297 | 83 | 97 | 82 | 107 | 2 017 | 534 |
| 2 TO 4. | 5 | 311 | ... | 156 | 48 | 36 | 2 146 | 254 |
| 5 TO 9. | ... | 88 | 9 | 57 | 4 | 54 | 487 | 51 |
| 10 OR MORE. | 23 | 164 | 15 | 38 | 5 | 47 | 950 | 32 |
| YEAR STRUCTURE BUILT | | | | | | | | |
| ALL UNITS. | 17 941 | 24 754 | 13 030 | 23 537 | 20 936 | 25 332 | 366 008 | 58 306 |
| 1959 TO MARCH 1960. | 2 582 | 2 523 | 826 | 557 | 1 157 | 3 520 | 16 876 | 3 407 |
| 1955 TO 1958. | 6 243 | 2 282 | 2 070 | 3 607 | 8 184 | 7 015 | 76 761 | 11 521 |
| 1950 TO 1954. | 4 389 | 2 740 | 5 765 | 6 827 | 6 225 | 4 669 | 82 006 | 9 766 |
| 1940 TO 1949. | 2 604 | 2 505 | 1 934 | 5 521 | 2 577 | 5 190 | 72 293 | 12 134 |
| 1930 TO 1939. | 1 418 | 3 605 | 972 | 1 830 | 1 185 | 2 986 | 35 919 | 7 109 |
| 1929 OR EARLIER. | 705 | 13 099 | 1 463 | 5 195 | 1 608 | 1 952 | 82 153 | 14 369 |
| OWNER OCCUPIED | | | | | | | | |
| ALL UNITS. | 16 046 | 15 451 | 11 069 | 18 365 | 18 592 | 20 911 | 286 502 | 41 956 |
| 1955 TO MARCH 1960. | 8 003 | 2 174 | 2 454 | 2 416 | 8 616 | 9 157 | 81 958 | 12 197 |
| 1950 TO 1954. | 4 036 | 1 907 | 5 129 | 5 873 | 5 712 | 3 939 | 73 789 | 7 150 |
| 1940 TO 1949. | 2 262 | 1 932 | 1 599 | 5 072 | 2 095 | 4 276 | 58 353 | 8 651 |
| 1939 OR EARLIER. | 1 745 | 9 438 | 1 887 | 5 004 | 2 169 | 3 539 | 72 402 | 13 958 |
| ALL HOUSING UNITS. | 17 941 | 24 754 | 13 030 | 23 537 | 20 954 | 25 332 | 366 126 | 58 319 |
| BASEMENT | | | | | | | | |
| BASEMENT. | 13 062 | 21 259 | 8 226 | 20 632 | 16 806 | 12 917 | 263 816 | 29 217 |
| CONCRETE SLAB. | 1 717 | 1 556 | 2 440 | 1 868 | 1 435 | 4 064 | 43 216 | 11 627 |
| OTHER. | 3 162 | 1 939 | 2 364 | 1 037 | 2 689 | 8 351 | 59 001 | 17 430 |
| HEATING EQUIPMENT | | | | | | | | |
| STEAM OR HOT WATER. | 1 538 | 3 034 | 1 649 | 2 499 | 1 419 | 1 705 | 42 094 | 7 410 |
| WARM AIR FURNACE. | 15 065 | 18 924 | 9 030 | 19 921 | 18 118 | 16 878 | 272 830 | 32 333 |
| FLOOR, WALL, OR PIPELESS FURNACE. | 435 | 976 | 1 077 | 622 | 498 | 2 777 | 15 405 | 3 496 |
| BUILT-IN ELECTRIC UNITS. | 30 | 49 | 20 | 23 | 45 | 72 | 583 | 263 |
| OTHER MEANS WITH FLUE. | 845 | 1 651 | 1 125 | 417 | 805 | 3 633 | 32 863 | 13 813 |
| OTHER MEANS WITHOUT FLUE. | 23 | 116 | 107 | 43 | 47 | 254 | 1 419 | 516 |
| NONE. | 5 | 4 | 22 | 12 | 4 | 13 | 814 | 475 |

Table 14.—STRUCTURAL CHARACTERISTICS AND HEATING EQUIPMENT, FOR SMSA's, CONSTITUENT COUNTIES, PLACES OF 50,000 INHABITANTS OR MORE, URBAN BALANCE, RURAL TOTAL, AND URBANIZED AREAS: 1960—CON.

Units in Structure
Trailer
Year Structure Built

Basement
Heating Equipment

[Based on sample; see text. "U" denotes an unincorporated place]

| SUBJECT | STANDARD METROPOLITAN STATISTICAL AREAS—CON. | | | | | | | |
|--|--|--------|------------------|--------|----------------------------|-----------------|------------------|--------|
| | FLINT | | | | GRAND RAPIDS | | | |
| | THE AREA GENESEE COUNTY | FLINT | URBAN BALANCE | RURAL | THE AREA KENT COUNTY | GRAND RAPIDS | URBAN BALANCE | RURAL |
| UNITS IN STRUCTURE | | | | | | | | |
| ALL UNITS | 112 863 | 62 275 | 26 474 | 24 114 | 113 112 | 59 030 | 33 062 | 21 020 |
| 1. DETACHED | 92 902 | 45 546 | 24 499 | 22 857 | 86 648 | 35 976 | 30 850 | 19 822 |
| 1. ATTACHED | 2 618 | 1 730 | 545 | 343 | 2 808 | 2 074 | 392 | 342 |
| 2. | 7 835 | 6 975 | 489 | 371 | 12 589 | 11 758 | 516 | 315 |
| 3 AND 4 | 4 261 | 3 943 | 232 | 86 | 5 267 | 5 084 | 129 | 54 |
| 5 OR MORE | 3 351 | 3 202 | 102 | 47 | 4 239 | 4 138 | 26 | 75 |
| TRAILER: | | | | | | | | |
| ON PERMANENT FOUNDATION | 33 | 4 | 17 | 12 | 53 | ... | 25 | 28 |
| MOBILE | 1 863 | 875 | 590 | 398 | 1 508 | ... | 1 124 | 384 |
| OWNER OCCUPIED | 83 637 | 42 849 | 21 455 | 19 333 | 80 994 | 35 709 | 29 231 | 16 054 |
| 1. DETACHED | 77 476 | 38 513 | 20 539 | 18 624 | 74 006 | 30 807 | 27 837 | 15 362 |
| 1. ATTACHED | 1 028 | 662 | 180 | 186 | 956 | 627 | 157 | 172 |
| 2. | 2 473 | 2 177 | 159 | 137 | 3 791 | 3 523 | 151 | 117 |
| 3 AND 4 | 602 | 547 | 50 | 5 | 638 | 608 | 11 | 19 |
| 5 OR MORE | 179 | 150 | 19 | 10 | 169 | 144 | 15 | 10 |
| TRAILER | 1 679 | 800 | 508 | 371 | 1 434 | ... | 1 060 | 374 |
| RENTER OCCUPIED | 21 551 | 15 743 | 3 369 | 2 439 | 24 771 | 19 805 | 2 829 | 2 137 |
| 1. DETACHED | 9 798 | 5 250 | 2 507 | 2 041 | 8 288 | 4 325 | 2 147 | 1 816 |
| 1. ATTACHED | 1 397 | 930 | 321 | 146 | 1 464 | 1 360 | 194 | 110 |
| 2. | 4 391 | 3 983 | 258 | 150 | 7 434 | 6 991 | 295 | 148 |
| 3 AND 4 | 3 063 | 2 897 | 129 | 37 | 3 827 | 3 719 | 93 | 15 |
| 5 TO 9 | 1 478 | 1 415 | 41 | 22 | 1 868 | 1 847 | 11 | 10 |
| 10 TO 19 | 503 | 485 | 14 | 4 | 584 | 584 | ... | ... |
| 20 TO 49 | 522 | 522 | ... | ... | 475 | 475 | ... | ... |
| 50 OR MORE | 182 | 182 | ... | ... | 504 | 504 | ... | ... |
| TRAILER | 217 | 79 | 99 | 39 | 127 | ... | 89 | 38 |
| VACANT AVAILABLE FOR RENT | 2 582 | 1 855 | 436 | 291 | 2 323 | 1 986 | 145 | 192 |
| 1. | 1 053 | 547 | 316 | 190 | 413 | 207 | 92 | 114 |
| 2 TO 4 | 1 097 | 906 | 101 | 90 | 1 374 | 1 289 | 53 | 32 |
| 5 TO 9 | 232 | 206 | 15 | 11 | 297 | 297 | ... | ... |
| 10 OR MORE | 200 | 196 | 4 | ... | 239 | 193 | ... | 46 |
| YEAR STRUCTURE BUILT | | | | | | | | |
| ALL UNITS | 112 876 | 62 275 | 26 474 | 24 127 | 113 124 | 59 030 | 33 074 | 21 020 |
| 1959 TO MARCH 1960 | 3 890 | 1 337 | 1 204 | 1 349 | 3 258 | 373 | 1 902 | 983 |
| 1955 TO 1958 | 16 272 | 6 282 | 5 320 | 4 670 | 12 011 | 1 981 | 6 564 | 3 466 |
| 1950 TO 1954 | 16 887 | 7 934 | 5 110 | 3 843 | 14 779 | 3 910 | 7 782 | 3 087 |
| 1940 TO 1949 | 16 413 | 6 650 | 5 417 | 4 346 | 12 317 | 3 880 | 5 355 | 3 082 |
| 1930 TO 1939 | 16 163 | 9 192 | 3 843 | 3 128 | 10 196 | 4 985 | 3 305 | 1 906 |
| 1929 OR EARLIER | 43 251 | 30 880 | 5 580 | 6 791 | 60 563 | 43 901 | 8 166 | 8 496 |
| OWNER OCCUPIED | 83 538 | 42 849 | 21 460 | 19 229 | 81 004 | 35 740 | 29 223 | 16 041 |
| 1955 TO MARCH 1960 | 17 535 | 6 521 | 5 695 | 5 319 | 13 585 | 2 061 | 7 790 | 3 734 |
| 1950 TO 1954 | 14 727 | 7 155 | 4 395 | 3 177 | 13 092 | 3 294 | 7 352 | 2 466 |
| 1940 TO 1949 | 13 320 | 5 334 | 4 387 | 3 599 | 10 569 | 3 480 | 4 801 | 2 288 |
| 1939 OR EARLIER | 37 956 | 23 839 | 6 983 | 7 134 | 43 758 | 26 905 | 9 300 | 7 553 |
| ALL HOUSING UNITS | 112 876 | 62 275 | 26 474 | 24 127 | 113 141 | 59 030 | 33 078 | 21 033 |
| BASEMENT | | | | | | | | |
| BASEMENT | 84 457 | 55 174 | 14 609 | 14 674 | 101 976 | 57 524 | 28 590 | 15 862 |
| CONCRETE SLAB | 8 938 | 2 423 | 3 316 | 3 199 | 4 563 | 715 | 1 655 | 2 183 |
| OTHER | 19 468 | 4 678 | 8 549 | 6 241 | 6 583 | 791 | 2 817 | 2 975 |
| HEATING EQUIPMENT | | | | | | | | |
| STEAM OR HOT WATER | 8 926 | 5 636 | 1 295 | 1 995 | 10 358 | 7 926 | 1 386 | 1 046 |
| WARM AIR FURNACE | 80 328 | 50 300 | 16 003 | 14 025 | 85 491 | 43 893 | 27 884 | 13 714 |
| FLOOR, WALL, OR PIPELESS FURNACE | 8 293 | 2 360 | 3 580 | 2 353 | 2 511 | 715 | 1 019 | 777 |
| BUILT-IN ELECTRIC UNITS | 218 | 133 | 31 | 54 | 166 | 35 | 52 | 79 |
| OTHER MEANS WITH FLUE | 14 386 | 3 565 | 5 350 | 5 471 | 13 762 | 6 225 | 2 498 | 5 039 |
| OTHER MEANS WITHOUT FLUE | 420 | 182 | 116 | 122 | 589 | 201 | 226 | 162 |
| NONE | 305 | 99 | 99 | 107 | 247 | 35 | 9 | 203 |

Table 14.—STRUCTURAL CHARACTERISTICS AND HEATING EQUIPMENT, FOR SMSA'S, CONSTITUENT COUNTIES, PLACES OF 50,000 INHABITANTS OR MORE, URBAN BALANCE, RURAL TOTAL, AND URBANIZED AREAS: 1960—Con.

Units in Structure
Trailer
Year Structure Built
Basement
Heating Equipment

[Based on sample; see text. "U" denotes an unincorporated place]

| SUBJECT | STANDARD METROPOLITAN STATISTICAL AREAS--CON. | | | | | | | |
|---|---|---------|------------------|--------|--------------------------------------|-----------|------------------|--------|
| | THE AREA — JACKSON COUNTY | JACKSON | | | KALAMAZOO | | | |
| | | JACKSON | URBAN BALANCE | RURAL | THE AREA — KALAMAZOO COUNTY | KALAMAZOO | URBAN BALANCE | RURAL |
| UNITS IN STRUCTURE | | | | | | | | |
| ALL UNITS. | 41 154 | 16 843 | 7 671 | 16 640 | 52 437 | 25 499 | 10 868 | 16 070 |
| 1, DETACHED. | 33 655 | 11 410 | 7 151 | 15 094 | 41 781 | 16 670 | 10 346 | 14 765 |
| 1, ATTACHED. | 1 104 | 779 | 115 | 210 | 973 | 454 | 203 | 316 |
| 2. | 2 354 | 1 987 | 106 | 261 | 3 658 | 3 139 | 162 | 357 |
| 3 AND 4. | 1 477 | 1 397 | 25 | 55 | 2 376 | 2 214 | 47 | 115 |
| 5 OR MORE. | 1 310 | 1 250 | 37 | 23 | 3 094 | 2 923 | 19 | 152 |
| TRAILER: | | | | | | | | |
| ON PERMANENT FOUNDATION. | 113 | ... | 12 | 101 | 15 | ... | 7 | 8 |
| MOBILE. | 1 141 | 20 | 225 | 896 | 540 | 99 | 84 | 357 |
| OWNER OCCUPIED | 29 205 | 10 639 | 6 629 | 11 937 | 36 391 | 15 346 | 9 178 | 11 867 |
| 1, DETACHED. | 26 788 | 9 563 | 6 363 | 10 862 | 34 204 | 13 938 | 8 991 | 11 275 |
| 1, ATTACHED. | 304 | 205 | 39 | 60 | 239 | 88 | 57 | 94 |
| 2. | 725 | 595 | 29 | 102 | 1 017 | 837 | 46 | 134 |
| 3 AND 4. | 207 | 202 | ... | 5 | 333 | 307 | 5 | 21 |
| 5 OR MORE. | 54 | 54 | ... | ... | 86 | 81 | ... | 5 |
| TRAILER. | 1 126 | 20 | 198 | 908 | 512 | 95 | 79 | 338 |
| RENTER OCCUPIED. | 8 315 | 5 500 | 757 | 2 058 | 11 748 | 8 510 | 1 165 | 2 073 |
| 1, DETACHED. | 3 740 | 1 564 | 526 | 1 650 | 4 624 | 2 149 | 887 | 1 588 |
| 1, ATTACHED. | 730 | 544 | 59 | 127 | 582 | 329 | 122 | 131 |
| 2. | 1 432 | 1 232 | 71 | 129 | 2 197 | 1 938 | 92 | 167 |
| 3 AND 4. | 1 168 | 1 097 | 25 | 46 | 1 783 | 1 683 | 38 | 62 |
| 5 TO 9. | 657 | 635 | 10 | 12 | 1 122 | 1 055 | 14 | 53 |
| 10 TO 19. | 156 | 140 | 11 | 5 | 810 | 790 | ... | 20 |
| 20 TO 49. | 215 | 199 | 16 | ... | 331 | 306 | ... | 25 |
| 50 OR MORE. | 89 | 89 | ... | ... | 256 | 256 | ... | ... |
| TRAILER. | 128 | ... | 39 | 89 | 43 | 4 | 12 | 27 |
| VACANT AVAILABLE FOR RENT. | 480 | 341 | 53 | 86 | 1 227 | 872 | 112 | 243 |
| 1. | 216 | 99 | 47 | 70 | 404 | 173 | 92 | 139 |
| 2 TO 4. | 170 | 154 | 6 | 10 | 424 | 350 | 15 | 59 |
| 5 TO 9. | 32 | 32 | ... | ... | 96 | 86 | 5 | 5 |
| 10 OR MORE. | 62 | 56 | ... | 6 | 303 | 263 | ... | 40 |
| YEAR STRUCTURE BUILT | | | | | | | | |
| ALL UNITS. | 41 156 | 16 843 | 7 671 | 16 642 | 52 437 | 25 499 | 10 868 | 16 070 |
| 1959 TO MARCH 1960 | 1 237 | 51 | 286 | 900 | 2 514 | 479 | 757 | 1 278 |
| 1955 TO 1958. | 3 672 | 266 | 1 047 | 2 359 | 6 377 | 1 545 | 2 002 | 2 830 |
| 1950 TO 1954. | 4 031 | 506 | 1 402 | 2 123 | 6 727 | 2 381 | 2 230 | 2 116 |
| 1940 TO 1949. | 4 736 | 569 | 1 454 | 2 713 | 6 761 | 2 425 | 2 179 | 2 157 |
| 1930 TO 1939. | 4 124 | 1 536 | 1 097 | 1 491 | 5 582 | 2 666 | 1 545 | 1 371 |
| 1929 OR EARLIER. | 23 356 | 13 915 | 2 385 | 7 056 | 24 476 | 16 003 | 2 155 | 6 318 |
| OWNER OCCUPIED | 29 132 | 10 639 | 6 602 | 11 891 | 36 352 | 15 346 | 9 172 | 11 834 |
| 1955 TO MARCH 1960 | 4 154 | 240 | 1 207 | 2 707 | 7 272 | 1 614 | 2 348 | 3 310 |
| 1950 TO 1954. | 3 275 | 450 | 1 244 | 1 581 | 5 691 | 1 942 | 1 969 | 1 780 |
| 1940 TO 1949. | 3 463 | 450 | 1 255 | 1 758 | 5 466 | 1 956 | 1 906 | 1 604 |
| 1939 OR EARLIER. | 18 240 | 9 499 | 2 896 | 5 845 | 17 923 | 9 834 | 2 949 | 5 140 |
| ALL HOUSING UNITS. | 41 160 | 16 843 | 7 671 | 16 646 | 52 437 | 25 499 | 10 868 | 16 070 |
| BASEMENT | | | | | | | | |
| BASEMENT. | 32 206 | 16 127 | 5 563 | 10 516 | 43 754 | 23 524 | 8 490 | 11 740 |
| CONCRETE SLAB. | 3 456 | 369 | 848 | 2 239 | 4 704 | 1 508 | 1 379 | 1 817 |
| OTHER. | 5 492 | 347 | 1 260 | 3 885 | 3 979 | 467 | 999 | 2 513 |
| HEATING EQUIPMENT | | | | | | | | |
| STEAM OR HOT WATER. | 3 464 | 2 376 | 374 | 714 | 5 298 | 3 814 | 456 | 1 028 |
| WARM AIR FURNACE. | 29 374 | 13 373 | 5 791 | 10 210 | 38 768 | 19 746 | 8 524 | 10 496 |
| FLOOR, WALL, OR PIPELESS FURNACE. | 1 246 | 242 | 345 | 659 | 2 071 | 656 | 581 | 834 |
| BUILT-IN ELECTRIC UNITS. | 68 | 40 | 12 | 16 | 135 | 50 | 28 | 57 |
| OTHER MEANS WITH FLUE. | 6 536 | 756 | 1 118 | 4 662 | 5 672 | 1 097 | 1 246 | 3 329 |
| OTHER MEANS WITHOUT FLUE. | 191 | 45 | 23 | 123 | 214 | 108 | 22 | 84 |
| NONE. | 277 | 11 | 8 | 258 | 279 | 28 | 9 | 242 |

Table 14.—STRUCTURAL CHARACTERISTICS AND HEATING EQUIPMENT, FOR SMSA'S, CONSTITUENT COUNTIES, PLACES OF 50,000 INHABITANTS OR MORE, URBAN BALANCE, RURAL TOTAL, AND URBANIZED AREAS: 1960—Con.

Units in Structure
Trailer
Year Structure Built

Basement
Heating Equipment

[Based on sample; see text. "U" denotes an unincorporated place]

| SUBJECT | STANDARD METROPOLITAN STATISTICAL AREAS--CON. | | | | | | | | | |
|--|---|----------|--------|--------|---------|---------------|--------|-----------------------------|--------|--------|
| | LANSING | | | | | | | MUSKEGON-MUSKEGON HEIGHTS | | |
| | THE AREA | COUNTIES | | | LANSING | URBAN BALANCE | RURAL | THE AREA MUSKEGON COUNTY | URBAN | RURAL |
| CLINTON | | EATON | INGHAM | | | | | | | |
| UNITS IN STRUCTURE | | | | | | | | | | |
| ALL UNITS | 91 060 | 11 178 | 15 780 | 64 102 | 35 467 | 26 641 | 28 952 | 46 430 | 31 176 | 15 254 |
| 1. DETACHED | 73 098 | 10 179 | 13 718 | 49 201 | 26 288 | 19 964 | 26 846 | 39 065 | 24 641 | 14 424 |
| 1. ATTACHED | 2 039 | 242 | 373 | 1 424 | 623 | 964 | 452 | 1 200 | 1 048 | 152 |
| 2. | 5 923 | 247 | 970 | 4 706 | 4 076 | 1 144 | 703 | 2 698 | 2 574 | 124 |
| 3 AND 4. | 3 566 | 106 | 371 | 3 089 | 2 625 | 777 | 164 | 1 648 | 1 549 | 99 |
| 5 OR MORE | 4 891 | 38 | 128 | 4 725 | 1 738 | 3 114 | 39 | 1 353 | 1 304 | 49 |
| TRAILER: | | | | | | | | | | |
| ON PERMANENT FOUNDATION | 125 | 53 | 40 | 32 | ... | 36 | 89 | 8 | ... | 8 |
| MOBILE | 1 418 | 313 | 180 | 925 | 117 | 642 | 659 | 458 | 60 | 398 |
| OWNER OCCUPIED | | | | | | | | | | |
| ALL UNITS | 63 942 | 8 591 | 11 618 | 43 733 | 23 975 | 17 935 | 22 032 | 33 558 | 22 127 | 11 431 |
| 1. DETACHED | 59 453 | 8 023 | 10 947 | 40 483 | 22 047 | 16 454 | 20 952 | 31 398 | 20 461 | 10 937 |
| 1. ATTACHED | 655 | 96 | 130 | 429 | 213 | 256 | 186 | 462 | 411 | 51 |
| 2. | 1 781 | 88 | 297 | 1 396 | 1 133 | 464 | 184 | 914 | 889 | 25 |
| 3 AND 4. | 487 | 25 | 51 | 411 | 389 | 93 | 5 | 230 | 209 | 21 |
| 5 OR MORE | 116 | ... | 5 | 111 | 85 | 31 | ... | 120 | 100 | 20 |
| TRAILER | 1 450 | 359 | 188 | 903 | 108 | 637 | 705 | 434 | 57 | 377 |
| RENTER OCCUPIED | | | | | | | | | | |
| ALL UNITS | 21 175 | 1 737 | 2 563 | 16 875 | 9 583 | 7 216 | 4 376 | 8 868 | 7 438 | 1 430 |
| 1. DETACHED | 9 663 | 1 399 | 1 685 | 6 579 | 3 343 | 2 507 | 3 813 | 4 410 | 3 195 | 1 215 |
| 1. ATTACHED | 1 220 | 123 | 218 | 879 | 376 | 645 | 199 | 652 | 589 | 63 |
| 2. | 3 101 | 113 | 306 | 2 682 | 2 389 | 517 | 195 | 1 502 | 1 450 | 52 |
| 3 AND 4. | 2 630 | 57 | 230 | 2 343 | 1 956 | 568 | 106 | 1 224 | 1 164 | 60 |
| 5 TO 9 | 1 647 | 33 | 66 | 1 548 | 936 | 706 | 5 | 588 | 582 | 6 |
| 10 TO 19 | 2 275 | 5 | 26 | 2 244 | 250 | 2 010 | 15 | 236 | 231 | 5 |
| 20 TO 49 | 310 | ... | ... | 310 | 115 | 195 | ... | 114 | 114 | ... |
| 50 OR MORE | 236 | ... | ... | 236 | 209 | 27 | ... | 110 | 110 | ... |
| TRAILER | 93 | 7 | 32 | 54 | 9 | 41 | 43 | 32 | 3 | 29 |
| VACANT AVAILABLE FOR RENT | | | | | | | | | | |
| ALL UNITS | 1 858 | 141 | 324 | 1 393 | 925 | 495 | 438 | 821 | 627 | 194 |
| 1. | 780 | 109 | 163 | 508 | 239 | 185 | 356 | 349 | 187 | 162 |
| 2 TO 4 | 829 | 32 | 136 | 661 | 580 | 181 | 68 | 323 | 294 | 29 |
| 5 TO 9 | 125 | ... | 19 | 106 | 87 | 24 | 14 | 92 | 92 | ... |
| 10 OR MORE | 124 | ... | 6 | 118 | 19 | 105 | ... | 57 | 54 | 3 |
| YEAR STRUCTURE BUILT | | | | | | | | | | |
| ALL UNITS | 91 060 | 11 178 | 15 780 | 64 102 | 35 467 | 26 641 | 28 952 | 46 445 | 31 191 | 15 254 |
| 1959 TO MARCH 1960 | 2 905 | 382 | 567 | 1 956 | 689 | 1 079 | 1 137 | 1 240 | 642 | 598 |
| 1955 TO 1958 | 11 236 | 1 205 | 1 658 | 8 373 | 2 555 | 5 608 | 3 073 | 4 562 | 2 293 | 2 269 |
| 1950 TO 1954 | 10 086 | 963 | 1 287 | 7 836 | 3 465 | 3 747 | 2 874 | 5 380 | 2 625 | 2 755 |
| 1940 TO 1949 | 11 662 | 1 321 | 1 451 | 8 890 | 3 910 | 4 165 | 3 587 | 9 238 | 5 368 | 3 870 |
| 1930 TO 1939 | 9 447 | 830 | 1 263 | 7 354 | 4 191 | 2 782 | 2 474 | 6 181 | 4 337 | 1 844 |
| 1929 OR EARLIER | 45 724 | 6 477 | 9 554 | 29 693 | 20 657 | 9 260 | 15 807 | 19 844 | 15 926 | 3 918 |
| OWNER OCCUPIED | | | | | | | | | | |
| ALL UNITS | 64 034 | 8 595 | 11 641 | 43 798 | 24 000 | 17 951 | 22 083 | 33 551 | 22 149 | 11 402 |
| 1955 TO MARCH 1960 | 10 438 | 1 390 | 1 820 | 7 228 | 2 866 | 3 900 | 3 672 | 5 159 | 2 623 | 2 536 |
| 1950 TO 1954 | 8 468 | 852 | 1 060 | 6 556 | 3 120 | 2 959 | 2 389 | 4 530 | 2 336 | 2 194 |
| 1940 TO 1949 | 8 954 | 1 041 | 1 145 | 6 768 | 3 290 | 2 897 | 2 767 | 7 233 | 4 321 | 2 912 |
| 1939 OR EARLIER | 36 174 | 5 312 | 7 616 | 23 246 | 14 724 | 8 195 | 13 255 | 16 629 | 12 869 | 3 760 |
| ALL HOUSING UNITS | | | | | | | | | | |
| ALL UNITS | 91 083 | 11 178 | 15 780 | 64 125 | 35 468 | 26 663 | 28 952 | 46 447 | 31 191 | 15 256 |
| BASEMENT | | | | | | | | | | |
| BASEMENT | 73 357 | 8 864 | 12 578 | 51 915 | 31 937 | 19 438 | 21 982 | 31 177 | 24 054 | 7 123 |
| CONCRETE SLAB | 7 549 | 685 | 955 | 5 909 | 1 605 | 3 842 | 2 102 | 5 729 | 2 680 | 3 049 |
| OTHER | 10 154 | 1 629 | 2 247 | 6 278 | 1 925 | 3 361 | 4 868 | 9 524 | 4 442 | 5 082 |
| HEATING EQUIPMENT | | | | | | | | | | |
| STEAM OR HOT WATER | 10 204 | 835 | 883 | 8 486 | 4 225 | 4 468 | 1 511 | 3 678 | 2 886 | 792 |
| WARM AIR FURNACE | 60 849 | 6 300 | 9 782 | 44 767 | 27 307 | 16 867 | 16 675 | 26 893 | 19 745 | 7 148 |
| FLOOR, WALL, OR PIPELESS FURNACE | 5 668 | 726 | 1 068 | 3 874 | 2 052 | 1 807 | 1 809 | 3 182 | 1 932 | 1 250 |
| BUILT-IN ELECTRIC UNITS | 383 | 51 | 64 | 268 | 132 | 114 | 137 | 49 | 21 | 28 |
| OTHER MEANS WITH FLUE | 12 947 | 3 164 | 3 581 | 6 202 | 1 581 | 3 148 | 8 218 | 11 946 | 6 282 | 5 664 |
| OTHER MEANS WITHOUT FLUE | 518 | 43 | 79 | 396 | 133 | 189 | 196 | 340 | 263 | 77 |
| NONE | 491 | 59 | 323 | 109 | 37 | 48 | 406 | 357 | 62 | 295 |

Table 14.—STRUCTURAL CHARACTERISTICS AND HEATING EQUIPMENT, FOR SMSA'S, CONSTITUENT COUNTIES, PLACES OF 50,000 INHABITANTS OR MORE, URBAN BALANCE, RURAL TOTAL, AND URBANIZED AREAS: 1960—Con.

Units in Structure
Trailer
Year Structure Built

Basement
Heating Equipment

[Based on sample; see text. "U" denotes an unincorporated place]

| SUBJECT | STANDARD METROPOLITAN STATISTICAL AREAS--CON. | | | | URBANIZED AREAS | | |
|--|---|---------|------------------|--------|-----------------|----------|-----------|
| | THE AREA SAGINAW COUNTY | SAGINAW | | | ANN ARBOR | BAY CITY | DETROIT |
| | | SAGINAW | URBAN BALANCE | RURAL | | | |
| UNITS IN STRUCTURE | | | | | | | |
| ALL UNITS. | 55 899 | 29 918 | 9 315 | 16 666 | 34 468 | 22 243 | 1 085 733 |
| 1: DETACHED. | 46 365 | 21 752 | 8 873 | 15 740 | 20 507 | 17 534 | 748 242 |
| 1: ATTACHED. | 1 613 | 1 310 | 121 | 182 | 701 | 341 | 53 617 |
| 2. | 3 505 | 3 187 | 180 | 138 | 3 226 | 2 058 | 124 095 |
| 3 AND 4. | 2 010 | 1 892 | 72 | 46 | 3 206 | 1 272 | 39 868 |
| 5 OR MORE. | 1 792 | 1 773 | ... | 19 | 6 363 | 745 | 114 620 |
| TRAILER: | | | | | | | |
| ON PERMANENT FOUNDATION. | 83 | ... | 28 | 55 | ... | 53 | 122 |
| MOBILE. | 531 | 4 | 41 | 486 | 465 | 240 | 5 169 |
| OWNER OCCUPIED | | | | | | | |
| ALL UNITS. | 41 121 | 19 608 | 8 032 | 13 481 | 19 157 | 16 538 | 720 016 |
| 1: DETACHED. | 38 815 | 18 074 | 7 843 | 12 898 | 17 258 | 15 146 | 646 953 |
| 1: ATTACHED. | 501 | 387 | 61 | 53 | 144 | 122 | 18 067 |
| 2. | 950 | 866 | 49 | 35 | 836 | 744 | 41 983 |
| 3 AND 4. | 225 | 206 | 19 | ... | 356 | 209 | 4 593 |
| 5 OR MORE. | 71 | 71 | ... | ... | 160 | 43 | 3 443 |
| TRAILER. | 559 | 4 | 60 | 495 | 403 | 268 | 4 977 |
| RENTER OCCUPIED | | | | | | | |
| ALL UNITS. | 11 749 | 8 955 | 850 | 1 944 | 13 495 | 4 763 | 301 978 |
| 1: DETACHED. | 5 329 | 3 012 | 630 | 1 687 | 2 549 | 1 869 | 76 768 |
| 1: ATTACHED. | 1 026 | 881 | 54 | 91 | 495 | 201 | 30 990 |
| 2. | 2 182 | 1 994 | 117 | 71 | 2 184 | 1 145 | 70 472 |
| 3 AND 4. | 1 538 | 1 459 | 40 | 39 | 2 572 | 946 | 29 429 |
| 5 TO 9 | 917 | 907 | ... | 10 | 3 387 | 374 | 20 643 |
| 10 TO 19 | 296 | 296 | ... | ... | 999 | 111 | 20 495 |
| 20 TO 49 | 293 | 293 | ... | ... | 1 021 | 92 | 31 869 |
| 50 OR MORE | 113 | 113 | ... | ... | 226 | ... | 20 998 |
| TRAILER. | 55 | ... | 9 | 46 | 62 | 25 | 314 |
| VACANT AVAILABLE FOR RENT | | | | | | | |
| ALL UNITS. | 650 | 497 | 57 | 96 | 1 064 | 328 | 35 997 |
| 1. | 217 | 102 | 30 | 85 | 178 | 66 | 8 203 |
| 2 TO 4 | 357 | 319 | 27 | 11 | 361 | 168 | 12 685 |
| 5 TO 9 | 52 | 52 | ... | ... | 258 | 49 | 2 674 |
| 10 OR MORE | 24 | 24 | ... | ... | 267 | 45 | 12 435 |
| YEAR STRUCTURE BUILT | | | | | | | |
| ALL UNITS. | 55 897 | 29 916 | 9 315 | 16 666 | 34 468 | 22 243 | 1 085 761 |
| 1959 TO MARCH 1960 | 1 789 | 348 | 572 | 869 | 1 843 | 398 | 28 732 |
| 1955 TO 1958 | 5 969 | 1 411 | 2 365 | 2 193 | 6 693 | 1 520 | 122 502 |
| 1950 TO 1954 | 6 200 | 2 089 | 1 780 | 2 331 | 3 983 | 2 249 | 162 702 |
| 1940 TO 1949 | 6 899 | 2 660 | 1 519 | 2 720 | 4 543 | 2 578 | 190 456 |
| 1930 TO 1939 | 6 048 | 3 143 | 1 009 | 1 896 | 3 047 | 1 721 | 141 256 |
| 1929 OR EARLIER. | 28 992 | 20 265 | 2 070 | 6 657 | 14 359 | 13 777 | 440 113 |
| OWNER OCCUPIED | | | | | | | |
| ALL UNITS. | 41 114 | 19 608 | 8 033 | 13 473 | 19 152 | 16 538 | 720 046 |
| 1955 TO MARCH 1960 | 6 609 | 1 257 | 2 672 | 2 680 | 5 792 | 1 700 | 127 031 |
| 1950 TO 1954 | 5 636 | 1 861 | 1 667 | 2 108 | 3 058 | 2 098 | 142 273 |
| 1940 TO 1949 | 5 621 | 2 005 | 1 377 | 2 239 | 2 826 | 2 320 | 157 765 |
| 1939 OR EARLIER. | 23 248 | 14 485 | 2 317 | 6 446 | 7 476 | 10 420 | 292 977 |
| ALL HOUSING UNITS. | 55 905 | 29 918 | 9 318 | 16 669 | 34 470 | 22 243 | 1 085 990 |
| BASEMENT | | | | | | | |
| BASEMENT | 31 479 | 19 054 | 4 467 | 7 958 | 28 485 | 16 248 | 907 191 |
| CONCRETE SLAB. | 6 098 | 2 524 | 1 215 | 2 359 | 3 277 | 947 | 72 161 |
| OTHER. | 18 322 | 8 340 | 3 633 | 6 349 | 2 706 | 5 048 | 106 381 |
| HEATING EQUIPMENT | | | | | | | |
| STEAM OR HOT WATER | 7 453 | 5 130 | 932 | 1 391 | 7 750 | 2 729 | 233 712 |
| WARM AIR FURNACE | 29 495 | 15 944 | 5 544 | 8 007 | 24 699 | 14 039 | 729 140 |
| FLOOR, WALL, OR PIPELESS FURNACE | 2 964 | 1 765 | 496 | 703 | 719 | 996 | 33 235 |
| BUILT-IN ELECTRIC UNITS. | 84 | 35 | 8 | 41 | 27 | 18 | 1 830 |
| OTHER MEANS WITH FLUE. | 15 318 | 6 777 | 2 253 | 6 288 | 1 171 | 4 252 | 79 941 |
| OTHER MEANS WITHOUT FLUE | 340 | 182 | 69 | 89 | 94 | 177 | 6 667 |
| NONE | 243 | 83 | 13 | 147 | 8 | 32 | 1 236 |

Table 14.—STRUCTURAL CHARACTERISTICS AND HEATING EQUIPMENT, FOR SMSA's, CONSTITUENT COUNTIES, PLACES OF 50,000 INHABITANTS OR MORE, URBAN BALANCE, RURAL TOTAL, AND URBANIZED AREAS: 1960—Con.

Units in Structure
Trailer
Year Structure Built

Basement
Heating Equipment

[Based on sample; see text. "U" denotes an unincorporated place]

| SUBJECT | URBANIZED AREAS--CON. | | | | | | |
|--|-----------------------|--------------|---------|-----------|---------|---------------------------|---------|
| | FLINT | GRAND RAPIDS | JACKSON | KALAMAZOO | LANSING | MUSKEGON-MUSKEGON HEIGHTS | SAGINAW |
| UNITS IN STRUCTURE | | | | | | | |
| ALL UNITS. | 84 688 | 91 267 | 23 055 | 35 251 | 51 835 | 29 576 | 38 395 |
| 1. DETACHED. | 66 445 | 66 161 | 17 187 | 25 959 | 38 043 | 23 145 | 29 949 |
| 1. ATTACHED. | 2 193 | 2 383 | 872 | 645 | 1 168 | 1 038 | 1 412 |
| 2. | 7 216 | 12 263 | 2 063 | 3 271 | 4 417 | 2 514 | 3 281 |
| 3 AND 4. | 4 063 | 5 171 | 1 415 | 2 252 | 2 900 | 1 524 | 1 919 |
| 5 OR MORE. | 3 289 | 4 164 | 1 287 | 2 938 | 4 705 | 1 299 | 1 773 |
| TRAILER: ON PERMANENT FOUNDATION. | 17 | 25 | 8 | 3 | 8 | *** | 16 |
| MOBILE. | 1 465 | 1 100 | 223 | 183 | 594 | 56 | 45 |
| OWNER OCCUPIED | | | | | | | |
| ALL UNITS. | 61 204 | 64 460 | 16 029 | 23 704 | 34 483 | 20 948 | 27 029 |
| 1. DETACHED. | 56 107 | 58 233 | 14 713 | 22 124 | 31 804 | 19 311 | 25 351 |
| 1. ATTACHED. | 821 | 744 | 239 | 145 | 314 | 406 | 443 |
| 2. | 2 246 | 3 669 | 619 | 877 | 1 286 | 874 | 901 |
| 3 AND 4. | 562 | 619 | 202 | 307 | 400 | 204 | 211 |
| 5 OR MORE. | 164 | 159 | 54 | 81 | 111 | 100 | 71 |
| TRAILER. | 1 304 | 1 036 | 202 | 170 | 568 | 53 | 52 |
| RENTER OCCUPIED | | | | | | | |
| ALL UNITS. | 18 414 | 22 368 | 6 113 | 9 482 | 14 725 | 7 218 | 9 639 |
| 1. DETACHED. | 7 305 | 6 271 | 1 995 | 2 871 | 4 818 | 3 045 | 3 568 |
| 1. ATTACHED. | 1 204 | 1 511 | 596 | 443 | 794 | 584 | 921 |
| 2. | 4 111 | 7 286 | 1 278 | 2 014 | 2 557 | 1 410 | 2 051 |
| 3 AND 4. | 2 963 | 3 790 | 1 115 | 1 721 | 2 199 | 1 144 | 1 481 |
| 5 TO 9 | 1 450 | 1 858 | 645 | 1 065 | 1 543 | 577 | 907 |
| 10 TO 19 | 499 | 584 | 151 | 790 | 2 234 | 231 | 296 |
| 20 TO 49 | 522 | 475 | 215 | 306 | 310 | 114 | 293 |
| 50 OR MORE | 182 | 504 | 89 | 256 | 236 | 110 | 113 |
| TRAILER. | 178 | 89 | 29 | 16 | 34 | 3 | 9 |
| VACANT AVAILABLE FOR RENT | | | | | | | |
| ALL UNITS. | 2 241 | 2 099 | 374 | 955 | 1 166 | 610 | 529 |
| 1. | 836 | 286 | 126 | 240 | 340 | 170 | 132 |
| 2 TO 4 | 984 | 1 323 | 160 | 361 | 602 | 294 | 321 |
| 5 TO 9 | 221 | 297 | 32 | 91 | 106 | 92 | 52 |
| 10 OR MORE | 200 | 193 | 56 | 263 | 118 | 54 | 24 |
| YEAR STRUCTURE BUILT | | | | | | | |
| ALL UNITS. | 84 688 | 91 279 | 23 055 | 35 251 | 51 835 | 29 591 | 38 393 |
| 1959 TO MARCH 1960 | 2 430 | 2 394 | 306 | 1 125 | 1 479 | 581 | 904 |
| 1955 TO 1958 | 10 749 | 8 778 | 1 167 | 3 395 | 7 103 | 2 075 | 3 716 |
| 1950 TO 1954 | 12 440 | 11 726 | 1 694 | 4 468 | 6 281 | 2 411 | 3 802 |
| 1940 TO 1949 | 11 616 | 9 162 | 1 716 | 4 381 | 7 160 | 5 041 | 4 085 |
| 1930 TO 1939 | 12 737 | 8 188 | 2 348 | 3 961 | 6 244 | 4 196 | 4 113 |
| 1929 OR EARLIER. | 34 716 | 51 031 | 15 824 | 17 921 | 23 568 | 15 287 | 21 773 |
| OWNER OCCUPIED | | | | | | | |
| ALL UNITS. | 61 209 | 64 469 | 16 002 | 23 698 | 34 524 | 20 970 | 27 030 |
| 1959 TO MARCH 1960 | 11 348 | 10 176 | 1 283 | 3 755 | 5 663 | 2 390 | 3 857 |
| 1950 TO 1954 | 10 991 | 10 667 | 1 504 | 3 811 | 5 284 | 2 166 | 3 469 |
| 1940 TO 1949 | 9 347 | 8 233 | 1 436 | 3 681 | 5 454 | 4 041 | 3 292 |
| 1939 OR EARLIER. | 29 523 | 35 393 | 11 779 | 12 451 | 18 123 | 12 373 | 16 412 |
| ALL HOUSING UNITS | | | | | | | |
| ALL UNITS. | 84 688 | 91 283 | 23 055 | 35 251 | 51 858 | 29 591 | 38 398 |
| BASEMENT | | | | | | | |
| BASEMENT | 66 356 | 85 571 | 20 677 | 31 290 | 42 915 | 23 119 | 22 984 |
| CONCRETE SLAB. | 5 501 | 2 326 | 996 | 2 715 | 4 874 | 2 427 | 3 678 |
| OTHER. | 12 831 | 3 370 | 1 382 | 1 246 | 4 046 | 4 030 | 11 733 |
| HEATING EQUIPMENT | | | | | | | |
| STEAM OR HOT WATER | 6 603 | 9 221 | 2 676 | 4 219 | 7 811 | 2 730 | 5 935 |
| WARM AIR FURNACE | 63 234 | 71 477 | 18 217 | 27 533 | 37 596 | 18 999 | 21 064 |
| FLOOR, WALL, OR PIPELESS FURNACE | 5 712 | 1 661 | 504 | 1 156 | 2 886 | 1 822 | 2 321 |
| BUILT-IN ELECTRIC UNITS. | 156 | 79 | 52 | 75 | 218 | 21 | 43 |
| OTHER MEANS WITH FLUE. | 8 491 | 8 370 | 1 523 | 2 101 | 3 024 | 5 718 | 8 783 |
| OTHER MEANS WITHOUT FLUE | 294 | 427 | 64 | 130 | 239 | 255 | 251 |
| NONE | 198 | 44 | 19 | 37 | 61 | 46 | 96 |

Table 15.—OCCUPANCY CHARACTERISTICS, FOR SMSA'S, CONSTITUENT COUNTIES, PLACES OF 50,000 INHABITANTS OR MORE, URBAN BALANCE, RURAL TOTAL, AND URBANIZED AREAS: 1960

Population Persons
Persons per Room
Year Moved into Unit

[Based on sample; see text. "U" denotes an unincorporated place]

| SUBJECT | STANDARD METROPOLITAN STATISTICAL AREAS | | | | | | | |
|--|---|-----------|------------------|--------|---------------------------|----------|------------------|--------|
| | THE AREA WASHTENAW COUNTY | ANN ARBOR | | | BAY CITY | | | |
| | | ANN ARBOR | URBAN BALANCE | RURAL | THE AREA BAY COUNTY | BAY CITY | URBAN BALANCE | RURAL |
| POPULATION | | | | | | | | |
| POPULATION IN HOUSING UNITS: 1960 | 153 689 | 56 370 | 51 843 | 45 476 | 107 738 | 53 697 | 19 543 | 34 498 |
| PER OCCUPIED UNIT | 3.3 | 2.9 | 3.5 | 3.6 | 3.6 | 3.4 | 3.7 | 3.9 |
| OWNER | 3.6 | 3.4 | 3.7 | 3.6 | 3.7 | 3.5 | 3.7 | 3.9 |
| RENTER | 2.7 | 2.3 | 3.0 | 3.5 | 3.1 | 2.9 | 3.3 | 4.0 |
| POPULATION IN DWELLING UNITS: 1950 | 113 871 | 35 001 | *** | *** | 87 586 | 51 774 | *** | *** |
| PER OCCUPIED UNIT | 3.3 | 3.0 | *** | *** | 3.5 | 3.4 | *** | *** |
| ALL OCCUPIED UNITS | | | | | | | | |
| | 47 272 | 19 726 | 14 768 | 12 778 | 30 062 | 15 991 | 5 310 | 8 761 |
| PERSONS | | | | | | | | |
| OWNER OCCUPIED | | | | | | | | |
| 30 271 | 10 125 | 10 352 | 9 794 | 24 300 | 11 838 | 4 700 | 7 762 | |
| 1 PERSON | 2 315 | 833 | 729 | 753 | 2 151 | 1 287 | 564 | |
| 2 PERSONS | 8 133 | 2 893 | 2 519 | 2 721 | 6 102 | 3 210 | 1 828 | |
| 3 PERSONS | 5 671 | 1 953 | 1 894 | 1 824 | 4 126 | 2 050 | 1 169 | |
| 4 PERSONS | 5 797 | 1 977 | 2 012 | 1 808 | 4 513 | 2 076 | 1 433 | |
| 5 PERSONS | 4 392 | 1 481 | 1 595 | 1 316 | 3 308 | 1 454 | 1 147 | |
| 6 PERSONS | 2 213 | 678 | 778 | 757 | 2 222 | 942 | 878 | |
| 7 PERSONS | 923 | 169 | 463 | 291 | 1 001 | 434 | 365 | |
| 8 PERSONS OR MORE | 827 | 141 | 362 | 324 | 877 | 385 | 378 | |
| MEDIAN | 3.3 | 3.2 | 3.5 | 3.3 | 3.4 | 3.2 | 3.6 | |
| RENTER OCCUPIED | | | | | | | | |
| 17 001 | 9 601 | 4 416 | 2 984 | 5 762 | 4 153 | 610 | 999 | |
| 1 PERSON | 4 236 | 2 989 | 896 | 351 | 1 192 | 990 | 113 | |
| 2 PERSONS | 5 374 | 3 325 | 1 301 | 748 | 1 399 | 1 078 | 130 | |
| 3 PERSONS | 3 097 | 1 676 | 848 | 573 | 1 040 | 746 | 139 | |
| 4 PERSONS | 2 133 | 990 | 643 | 500 | 922 | 635 | 122 | |
| 5 PERSONS | 1 046 | 364 | 311 | 371 | 594 | 375 | 147 | |
| 6 PERSONS | 528 | 185 | 192 | 216 | 318 | 168 | 35 | |
| 7 PERSONS | 239 | 39 | 102 | 98 | 142 | 85 | 15 | |
| 8 PERSONS OR MORE | 283 | 33 | 123 | 127 | 155 | 76 | 71 | |
| MEDIAN | 2.3 | 2.0 | 2.5 | 3.2 | 2.8 | 2.5 | 3.1 | |
| PERSONS PER ROOM | | | | | | | | |
| OWNER OCCUPIED | | | | | | | | |
| 30 271 | 10 125 | 10 352 | 9 794 | 24 300 | 11 838 | 4 700 | 7 762 | |
| 0.50 OR LESS | 13 732 | 5 080 | 3 967 | 4 685 | 10 446 | 5 864 | 2 938 | |
| 0.51 TO 0.75 | 6 904 | 2 349 | 2 119 | 2 436 | 5 341 | 2 620 | 1 559 | |
| 0.76 TO 1.00 | 7 222 | 2 290 | 2 966 | 1 966 | 5 972 | 2 519 | 2 104 | |
| 1.01 TO 1.50 | 2 018 | 364 | 1 062 | 592 | 2 077 | 728 | 923 | |
| 1.51 OR MORE | 395 | 42 | 238 | 115 | 464 | 107 | 238 | |
| RENTER OCCUPIED | | | | | | | | |
| 17 001 | 9 601 | 4 416 | 2 984 | 5 762 | 4 153 | 610 | 999 | |
| 0.50 OR LESS | 5 516 | 3 262 | 1 297 | 957 | 2 060 | 1 582 | 298 | |
| 0.51 TO 0.75 | 4 430 | 2 451 | 1 116 | 863 | 1 419 | 1 022 | 241 | |
| 0.76 TO 1.00 | 5 065 | 3 027 | 1 283 | 755 | 1 520 | 1 065 | 237 | |
| 1.01 TO 1.50 | 1 198 | 415 | 498 | 285 | 522 | 338 | 142 | |
| 1.51 OR MORE | 792 | 446 | 222 | 124 | 241 | 146 | 81 | |
| YEAR MOVED INTO UNIT | | | | | | | | |
| OWNER OCCUPIED | | | | | | | | |
| 30 271 | 10 125 | 10 352 | 9 794 | 24 300 | 11 838 | 4 700 | 7 762 | |
| 1959 TO MARCH 1960 | 4 062 | 1 303 | 1 613 | 1 146 | 2 351 | 883 | 879 | |
| 1958 | 2 948 | 912 | 1 309 | 727 | 1 463 | 531 | 589 | |
| 1957 | 2 454 | 876 | 896 | 682 | 1 679 | 645 | 549 | |
| 1954 TO 1956 | 6 115 | 2 032 | 2 374 | 1 709 | 3 935 | 1 711 | 1 315 | |
| 1950 TO 1953 | 4 479 | 1 501 | 1 378 | 1 600 | 3 762 | 1 748 | 860 | |
| 1940 TO 1949 | 5 401 | 1 718 | 1 649 | 2 034 | 5 135 | 2 642 | 1 543 | |
| 1939 OR EARLIER | 4 812 | 1 783 | 1 133 | 1 896 | 5 975 | 3 678 | 1 733 | |
| RENTER OCCUPIED | | | | | | | | |
| 17 001 | 9 601 | 4 416 | 2 984 | 5 762 | 4 153 | 610 | 999 | |
| 1959 TO MARCH 1960 | 9 927 | 6 025 | 2 491 | 1 411 | 2 709 | 1 997 | 383 | |
| 1958 | 2 389 | 1 369 | 610 | 410 | 768 | 580 | 130 | |
| 1957 | 1 036 | 548 | 281 | 207 | 470 | 276 | 63 | |
| 1954 TO 1956 | 1 413 | 690 | 428 | 295 | 726 | 503 | 136 | |
| 1950 TO 1953 | 950 | 446 | 278 | 226 | 439 | 330 | 62 | |
| 1940 TO 1949 | 853 | 365 | 234 | 254 | 353 | 274 | 72 | |
| 1939 OR EARLIER | 433 | 158 | 94 | 181 | 297 | 193 | 85 | |

Table 15.—OCCUPANCY CHARACTERISTICS, FOR SMSA'S, CONSTITUENT COUNTIES, PLACES OF 50,000 INHABITANTS OR MORE, URBAN BALANCE, RURAL TOTAL, AND URBANIZED AREAS: 1960—CON.

Population
Persons

Persons per Room
Year Moved into Unit

[Based on sample; see text. "U" denotes an unincorporated place]

| SUBJECT | STANDARD METROPOLITAN STATISTICAL AREAS--CON. | | | | | | |
|--|---|----------|---------|-----------|----------|-----------|--------------|
| | THE AREA | COUNTIES | | | PLACES | | |
| | | MACOMB | OAKLAND | WAYNE | DEARBORN | DETROIT | LINCOLN PARK |
| POPULATION | | | | | | | |
| POPULATION IN HOUSING UNITS: 1960 | 3 712 481 | 405 120 | 681 764 | 2 625 597 | 110 942 | 1 645 820 | 53 334 |
| PER OCCUPIED UNIT | 3.4 | 3.8 | 3.6 | 3.3 | 3.3 | 3.2 | 3.6 |
| OWNER | 3.6 | 3.8 | 3.7 | 3.6 | 3.5 | 3.4 | 3.8 |
| RENTER | 3.0 | 3.4 | 3.2 | 2.9 | 2.6 | 2.9 | 3.0 |
| POPULATION IN DWELLING UNITS: 1950 | 2 895 406 | 181 681 | 387 024 | 2 326 701 | 93 062 | 1 762 107 | 29 255 |
| PER OCCUPIED UNIT | 3.5 | 3.7 | 3.5 | 3.5 | 3.5 | 3.4 | 3.6 |
| ALL OCCUPIED UNITS | 1 080 649 | 106 995 | 188 986 | 784 668 | 33 898 | 514 837 | 14 621 |
| PERSONS | | | | | | | |
| OWNER OCCUPIED | | | | | | | |
| 1 PERSON | 767 603 | 92 272 | 157 365 | 517 966 | 26 507 | 299 472 | 12 732 |
| 2 PERSONS | 48 106 | 4 028 | 8 674 | 35 404 | 1 504 | 24 868 | 518 |
| 3 PERSONS | 199 090 | 20 033 | 38 228 | 140 829 | 7 527 | 90 710 | 2 971 |
| 4 PERSONS | 152 079 | 17 560 | 29 685 | 104 834 | 5 696 | 61 935 | 2 586 |
| 5 PERSONS | 154 394 | 20 593 | 34 390 | 99 411 | 5 361 | 51 280 | 2 820 |
| 6 PERSONS | 108 610 | 15 328 | 24 743 | 68 539 | 3 517 | 34 008 | 2 043 |
| 7 PERSONS | 58 496 | 8 515 | 12 337 | 37 644 | 1 713 | 19 170 | 1 052 |
| 8 PERSONS OR MORE | 25 509 | 3 641 | 5 357 | 16 511 | 679 | 8 615 | 439 |
| MEDIAN | 21 319 | 2 574 | 3 951 | 14 794 | 470 | 8 886 | 303 |
| MEDIAN | 3.4 | 3.7 | 3.6 | 3.3 | 3.2 | 3.1 | 3.6 |
| RENTER OCCUPIED | | | | | | | |
| 1 PERSON | 313 046 | 14 723 | 31 621 | 266 702 | 7 391 | 215 365 | 1 889 |
| 2 PERSONS | 71 451 | 1 804 | 5 420 | 64 227 | 1 805 | 54 418 | 254 |
| 3 PERSONS | 89 985 | 3 693 | 8 685 | 77 607 | 2 587 | 63 119 | 645 |
| 4 PERSONS | 53 925 | 3 042 | 6 330 | 44 553 | 1 329 | 34 819 | 390 |
| 5 PERSONS | 39 783 | 2 579 | 4 615 | 32 589 | 801 | 25 080 | 335 |
| 6 PERSONS | 25 664 | 1 783 | 3 028 | 20 853 | 499 | 16 110 | 147 |
| 7 PERSONS | 14 960 | 917 | 1 738 | 12 305 | 192 | 9 804 | 62 |
| 8 PERSONS OR MORE | 7 946 | 489 | 886 | 6 571 | 114 | 5 318 | 42 |
| MEDIAN | 9 332 | 416 | 919 | 7 997 | 64 | 6 697 | 14 |
| MEDIAN | 2.4 | 3.1 | 2.8 | 2.4 | 2.2 | 2.3 | 2.6 |
| PERSONS PER ROOM | | | | | | | |
| OWNER OCCUPIED | | | | | | | |
| 0.50 OR LESS | 767 603 | 92 272 | 157 365 | 517 966 | 26 507 | 299 472 | 12 732 |
| 0.51 TO 0.75 | 323 513 | 28 952 | 62 586 | 231 975 | 12 346 | 152 786 | 4 026 |
| 0.76 TO 1.00 | 180 614 | 21 648 | 40 270 | 118 696 | 6 612 | 68 011 | 2 918 |
| 1.01 TO 1.50 | 195 197 | 30 133 | 40 691 | 124 373 | 5 970 | 59 269 | 4 169 |
| 1.51 OR MORE | 59 220 | 10 081 | 11 883 | 37 256 | 1 443 | 16 902 | 1 433 |
| MEDIAN | 9 059 | 1 458 | 1 935 | 5 666 | 136 | 2 544 | 186 |
| RENTER OCCUPIED | | | | | | | |
| 0.50 OR LESS | 313 046 | 14 723 | 31 621 | 266 702 | 7 391 | 215 365 | 1 889 |
| 0.51 TO 0.75 | 122 650 | 4 279 | 11 371 | 107 000 | 3 275 | 87 854 | 669 |
| 0.76 TO 1.00 | 73 231 | 3 882 | 8 085 | 61 264 | 1 903 | 48 477 | 558 |
| 1.01 TO 1.50 | 79 776 | 4 439 | 8 042 | 67 295 | 1 828 | 54 112 | 492 |
| 1.51 OR MORE | 27 820 | 1 750 | 3 102 | 22 968 | 302 | 18 242 | 154 |
| MEDIAN | 9 569 | 373 | 1 021 | 8 175 | 83 | 6 680 | 16 |
| YEAR MOVED INTO UNIT | | | | | | | |
| OWNER OCCUPIED | | | | | | | |
| 1959 TO MARCH 1960 | 767 603 | 92 272 | 157 365 | 517 966 | 26 507 | 299 472 | 12 732 |
| 1958 | 76 359 | 12 567 | 19 200 | 44 592 | 1 557 | 19 646 | 1 195 |
| 1957 | 51 359 | 7 583 | 13 399 | 30 377 | 1 144 | 13 516 | 647 |
| 1954 TO 1956 | 56 118 | 8 814 | 13 281 | 34 023 | 1 232 | 16 048 | 782 |
| 1950 TO 1953 | 164 777 | 26 132 | 38 124 | 100 521 | 4 003 | 48 622 | 2 678 |
| 1940 TO 1949 | 151 663 | 15 782 | 30 105 | 105 776 | 6 781 | 60 513 | 4 062 |
| 1939 OR EARLIER | 168 332 | 14 188 | 28 533 | 125 611 | 8 196 | 85 171 | 2 425 |
| MEDIAN | 98 995 | 7 206 | 14 723 | 77 066 | 3 594 | 55 956 | 943 |
| RENTER OCCUPIED | | | | | | | |
| 1959 TO MARCH 1960 | 313 046 | 14 723 | 31 621 | 266 702 | 7 391 | 215 365 | 1 889 |
| 1958 | 127 130 | 8 028 | 16 415 | 102 687 | 3 066 | 80 035 | 1 035 |
| 1957 | 46 289 | 2 146 | 4 776 | 39 367 | 1 117 | 31 643 | 242 |
| 1954 TO 1956 | 29 960 | 1 226 | 2 502 | 26 232 | 649 | 22 021 | 186 |
| 1950 TO 1953 | 46 849 | 1 464 | 3 522 | 41 863 | 982 | 35 041 | 195 |
| 1940 TO 1949 | 26 457 | 868 | 1 868 | 23 721 | 609 | 19 757 | 111 |
| 1939 OR EARLIER | 23 481 | 621 | 1 800 | 21 060 | 673 | 17 149 | 76 |
| MEDIAN | 12 880 | 370 | 738 | 11 772 | 295 | 9 719 | 44 |

Table 15.—OCCUPANCY CHARACTERISTICS, FOR SMSA'S, CONSTITUENT COUNTIES, PLACES OF 50,000 INHABITANTS OR MORE, URBAN BALANCE, RURAL TOTAL, AND URBANIZED AREAS: 1960—Con.

Population
Persons

Persons per Room
Year Moved into Unit

[Based on sample; see text. "U" denotes an unincorporated place]

| SUBJECT | STANDARD METROPOLITAN STATISTICAL AREAS--CON. | | | | | | | |
|--|---|-----------|--------------|--------------------|--------|--------|------------------|---------|
| | DETROIT--CON. | | | | | | | |
| | PLACES--CON. | | | | | | URBAN BALANCE | RURAL |
| LIVONIA | PONTIAC | ROSEVILLE | ROYAL OAK | ST CLAIR SHORES | WARREN | | | |
| POPULATION | | | | | | | | |
| POPULATION IN HOUSING UNITS, 1960 | 66 157 | 77 940 | 50 762 | 80 043 | 77 217 | 89 087 | 1 269 406 | 191 773 |
| PER OCCUPIED UNIT | 3.9 | 3.4 | 4.1 | 3.5 | 3.8 | 3.7 | 3.7 | 3.7 |
| OWNER | 3.9 | 3.5 | 4.2 | 3.8 | 3.9 | 3.8 | 3.8 | 3.7 |
| RENTER | 3.3 | 3.0 | 3.5 | 2.5 | 3.0 | 3.4 | 3.2 | 3.8 |
| POPULATION IN DWELLING UNITS, 1950 | 17 410 | 68 121 | 15 781 | 46 502 | 19 790 | ... | ... | ... |
| PER OCCUPIED UNIT | 3.6 | 3.4 | 3.7 | 3.5 | 3.6 | ... | ... | ... |
| ALL OCCUPIED UNITS | 17 014 | 23 224 | 12 405 | 22 803 | 20 284 | 23 941 | 346 452 | 51 170 |
| PERSONS | | | | | | | | |
| OWNER OCCUPIED | | | | | | | | |
| 1 PERSON | 16 046 | 15 451 | 11 069 | 18 365 | 18 592 | 20 911 | 286 502 | 41 956 |
| 2 PERSONS | 380 | 1 368 | 345 | 887 | 599 | 912 | 14 117 | 2 568 |
| 3 PERSONS | 3 261 | 4 283 | 1 934 | 4 232 | 3 745 | 4 540 | 65 147 | 10 740 |
| 4 PERSONS | 3 078 | 3 000 | 1 938 | 3 600 | 3 616 | 4 415 | 54 793 | 7 422 |
| 5 PERSONS | 3 931 | 2 650 | 2 539 | 3 969 | 4 349 | 4 772 | 64 409 | 8 314 |
| 6 PERSONS | 2 940 | 1 909 | 1 946 | 3 041 | 3 540 | 3 277 | 46 390 | 5 999 |
| 7 PERSONS | 1 516 | 1 136 | 1 249 | 1 545 | 1 706 | 1 755 | 23 953 | 3 701 |
| 8 PERSONS OR MORE | 538 | 538 | 647 | 609 | 668 | 737 | 10 266 | 1 773 |
| MEDIAN | 402 | 567 | 471 | 482 | 369 | 503 | 7 427 | 1 439 |
| RENTER OCCUPIED | | | | | | | | |
| 1 PERSON | 968 | 7 773 | 1 336 | 4 438 | 1 692 | 3 030 | 59 950 | 9 214 |
| 2 PERSONS | 83 | 1 762 | 177 | 1 166 | 231 | 306 | 10 325 | 924 |
| 3 PERSONS | 287 | 2 167 | 310 | 1 559 | 536 | 794 | 16 175 | 1 806 |
| 4 PERSONS | 230 | 1 468 | 254 | 858 | 363 | 638 | 11 672 | 1 904 |
| 5 PERSONS | 147 | 938 | 196 | 487 | 283 | 581 | 6 097 | 1 752 |
| 6 PERSONS | 128 | 594 | 174 | 158 | 168 | 416 | 3 247 | 1 173 |
| 7 PERSONS | 60 | 425 | 121 | 100 | 59 | 159 | 6 077 | 754 |
| 8 PERSONS OR MORE | 21 | 189 | 70 | 65 | 24 | 71 | 1 570 | 462 |
| MEDIAN | 12 | 230 | 34 | 45 | 28 | 65 | 1 704 | 439 |
| PERSONS PER ROOM | | | | | | | | |
| OWNER OCCUPIED | | | | | | | | |
| 0.50 OR LESS | 16 046 | 15 451 | 11 069 | 18 365 | 18 592 | 20 911 | 286 502 | 41 956 |
| 0.51 TO 0.75 | 4 825 | 6 956 | 2 662 | 6 782 | 5 251 | 6 142 | 104 356 | 17 421 |
| 0.76 TO 1.00 | 3 837 | 3 339 | 2 341 | 4 602 | 4 142 | 5 250 | 69 390 | 10 182 |
| 1.01 TO 1.50 | 5 675 | 3 626 | 3 867 | 5 400 | 7 051 | 6 925 | 83 339 | 9 906 |
| 1.51 OR MORE | 1 535 | 1 277 | 1 872 | 1 445 | 1 922 | 2 287 | 25 428 | 3 676 |
| RENTER OCCUPIED | 174 | 253 | 327 | 136 | 226 | 307 | 3 999 | 771 |
| RENTER OCCUPIED | | | | | | | | |
| 0.50 OR LESS | 968 | 7 773 | 1 336 | 4 438 | 1 692 | 3 030 | 59 950 | 9 214 |
| 0.51 TO 0.75 | 309 | 2 669 | 324 | 2 004 | 689 | 806 | 21 483 | 2 568 |
| 0.76 TO 1.00 | 314 | 1 908 | 323 | 1 331 | 464 | 839 | 14 875 | 2 239 |
| 1.01 TO 1.50 | 235 | 2 141 | 441 | 912 | 429 | 969 | 15 527 | 2 690 |
| 1.51 OR MORE | 91 | 773 | 184 | 175 | 86 | 339 | 6 175 | 1 299 |
| RENTER OCCUPIED | 19 | 282 | 64 | 16 | 24 | 77 | 1 890 | 418 |
| YEAR MOVED INTO UNIT | | | | | | | | |
| OWNER OCCUPIED | | | | | | | | |
| 1959 TO MARCH 1960 | 16 046 | 15 451 | 11 069 | 18 365 | 18 592 | 20 911 | 286 502 | 41 956 |
| 1958 | 3 058 | 1 714 | 1 356 | 1 702 | 1 973 | 4 143 | 34 177 | 5 838 |
| 1957 | 2 088 | 972 | 696 | 1 303 | 1 335 | 2 157 | 23 786 | 3 715 |
| 1954 TO 1956 | 1 434 | 1 013 | 689 | 1 263 | 1 643 | 2 376 | 26 169 | 3 469 |
| 1950 TO 1953 | 4 650 | 2 862 | 2 820 | 3 998 | 8 168 | 4 717 | 73 069 | 9 190 |
| 1940 TO 1949 | 2 565 | 2 550 | 3 403 | 4 801 | 3 005 | 2 668 | 54 818 | 6 497 |
| 1939 OR EARLIER | 1 642 | 3 612 | 1 264 | 3 575 | 1 607 | 3 446 | 48 908 | 8 486 |
| RENTER OCCUPIED | 609 | 2 728 | 841 | 1 723 | 861 | 1 404 | 25 575 | 4 761 |
| RENTER OCCUPIED | | | | | | | | |
| 1959 TO MARCH 1960 | 968 | 7 773 | 1 336 | 4 438 | 1 692 | 3 030 | 59 950 | 9 214 |
| 1958 | 598 | 3 882 | 753 | 2 466 | 872 | 1 790 | 28 109 | 4 524 |
| 1957 | 119 | 1 032 | 200 | 803 | 290 | 417 | 8 928 | 1 498 |
| 1954 TO 1956 | 60 | 645 | 117 | 304 | 150 | 217 | 4 838 | 773 |
| 1950 TO 1953 | 93 | 911 | 124 | 427 | 195 | 311 | 7 581 | 989 |
| 1940 TO 1949 | 43 | 552 | 95 | 242 | 128 | 157 | 4 177 | 586 |
| 1939 OR EARLIER | 33 | 482 | 25 | 147 | 33 | 97 | 4 210 | 556 |
| RENTER OCCUPIED | 22 | 269 | 22 | 49 | 24 | 41 | 2 107 | 288 |

Table 15.—OCCUPANCY CHARACTERISTICS, FOR SMSA'S, CONSTITUENT COUNTIES, PLACES OF 50,000 INHABITANTS OR MORE, URBAN BALANCE, RURAL TOTAL, AND URBANIZED AREAS: 1960—CON.

Population
Persons

Persons per Room
Year Moved into Unit

(Based on sample; see text. "U" denotes an unincorporated place)

| SUBJECT | STANDARD METROPOLITAN STATISTICAL AREAS—CON. | | | | | | | |
|--|--|---------|------------------|--------|----------------------------|-----------------|------------------|--------|
| | FLINT | | | | GRAND RAPIDS | | | |
| | THE AREA GENESEE COUNTY | FLINT | URBAN BALANCE | RURAL | THE AREA KENT COUNTY | GRAND RAPIDS | URBAN BALANCE | RURAL |
| POPULATION | | | | | | | | |
| POPULATION IN HOUSING UNITS, 1960 | 370 405 | 193 470 | 94 056 | 82 879 | 357 335 | 173 597 | 116 413 | 67 325 |
| PER OCCUPIED UNIT | 3.5 | 3.3 | 3.8 | 3.8 | 3.4 | 3.1 | 3.6 | 3.7 |
| OWNER | 3.6 | 3.4 | 3.8 | 3.8 | 3.5 | 3.3 | 3.7 | 3.7 |
| RENTER | 3.2 | 3.0 | 3.5 | 3.9 | 2.9 | 2.7 | 3.3 | 3.5 |
| POPULATION IN DWELLING UNITS, 1950 | 266 778 | 159 384 | ... | ... | 280 726 | 171 399 | ... | ... |
| PER OCCUPIED UNIT | 3.4 | 3.3 | ... | ... | 3.3 | 3.2 | ... | ... |
| ALL OCCUPIED UNITS | 105 188 | 58 592 | 24 824 | 21 772 | 105 765 | 55 514 | 32 060 | 18 191 |
| PERSONS | | | | | | | | |
| OWNER OCCUPIED | 83 538 | 42 849 | 21 460 | 19 229 | 81 004 | 35 740 | 29 223 | 16 041 |
| 1 PERSON | 5 954 | 3 736 | 1 163 | 1 055 | 7 590 | 4 473 | 2 034 | 1 083 |
| 2 PERSONS | 22 632 | 12 939 | 4 873 | 4 820 | 22 411 | 10 802 | 7 168 | 4 441 |
| 3 PERSONS | 15 454 | 8 091 | 3 922 | 3 441 | 13 829 | 6 225 | 4 972 | 2 652 |
| 4 PERSONS | 15 943 | 7 702 | 4 563 | 3 678 | 14 500 | 5 374 | 6 383 | 2 743 |
| 5 PERSONS | 11 639 | 5 344 | 3 422 | 2 873 | 11 065 | 4 189 | 4 538 | 2 338 |
| 6 PERSONS | 6 437 | 2 738 | 1 852 | 1 847 | 6 247 | 2 367 | 2 371 | 1 509 |
| 7 PERSONS | 2 928 | 1 229 | 859 | 840 | 3 043 | 1 259 | 1 102 | 682 |
| 8 PERSONS OR MORE | 2 551 | 1 070 | 806 | 675 | 2 319 | 1 051 | 655 | 613 |
| MEDIAN | 3.4 | 3.1 | 3.7 | 3.6 | 3.3 | 2.9 | 3.6 | 3.4 |
| RENTER OCCUPIED | 21 650 | 15 743 | 3 364 | 2 543 | 24 761 | 19 774 | 2 837 | 2 150 |
| 1 PERSON | 4 585 | 3 786 | 499 | 300 | 6 261 | 5 621 | 373 | 267 |
| 2 PERSONS | 5 181 | 4 071 | 633 | 477 | 6 760 | 5 519 | 715 | 526 |
| 3 PERSONS | 3 962 | 2 827 | 658 | 477 | 4 288 | 3 282 | 604 | 402 |
| 4 PERSONS | 3 076 | 1 988 | 666 | 422 | 3 213 | 2 384 | 496 | 333 |
| 5 PERSONS | 2 104 | 1 401 | 386 | 317 | 2 063 | 1 397 | 366 | 300 |
| 6 PERSONS | 1 310 | 752 | 305 | 253 | 1 125 | 793 | 152 | 180 |
| 7 PERSONS | 601 | 376 | 95 | 130 | 528 | 401 | 67 | 60 |
| 8 PERSONS OR MORE | 831 | 542 | 122 | 167 | 523 | 377 | 64 | 82 |
| MEDIAN | 2.8 | 2.5 | 3.3 | 3.5 | 2.4 | 2.3 | 3.0 | 3.2 |
| PERSONS PER ROOM | | | | | | | | |
| OWNER OCCUPIED | 83 538 | 42 849 | 21 460 | 19 229 | 81 004 | 35 740 | 29 223 | 16 041 |
| 0.50 OR LESS | 34 709 | 20 028 | 7 188 | 7 493 | 38 225 | 20 001 | 11 247 | 6 977 |
| 0.51 TO 0.75 | 18 422 | 9 337 | 4 787 | 4 298 | 18 497 | 7 691 | 7 132 | 3 674 |
| 0.76 TO 1.00 | 20 944 | 9 599 | 6 298 | 5 047 | 17 913 | 6 172 | 8 013 | 3 728 |
| 1.01 TO 1.50 | 7 829 | 3 287 | 2 607 | 1 935 | 5 598 | 1 671 | 2 545 | 1 382 |
| 1.51 OR MORE | 1 634 | 598 | 580 | 456 | 771 | 205 | 286 | 280 |
| RENTER OCCUPIED | 21 650 | 15 743 | 3 364 | 2 543 | 24 761 | 19 774 | 2 837 | 2 150 |
| 0.50 OR LESS | 7 115 | 5 532 | 881 | 702 | 11 076 | 9 259 | 1 017 | 800 |
| 0.51 TO 0.75 | 5 115 | 3 697 | 820 | 598 | 5 906 | 4 499 | 848 | 559 |
| 0.76 TO 1.00 | 5 873 | 4 147 | 1 014 | 712 | 5 687 | 4 506 | 671 | 510 |
| 1.01 TO 1.50 | 2 488 | 1 609 | 489 | 390 | 1 681 | 1 232 | 254 | 195 |
| 1.51 OR MORE | 1 059 | 758 | 160 | 141 | 411 | 278 | 47 | 86 |
| YEAR MOVED INTO UNIT | | | | | | | | |
| OWNER OCCUPIED | 83 538 | 42 849 | 21 460 | 19 229 | 81 004 | 35 740 | 29 223 | 16 041 |
| 1959 TO MARCH 1960 | 10 036 | 4 354 | 3 158 | 2 524 | 8 931 | 2 761 | 4 272 | 1 898 |
| 1958 | 5 846 | 2 547 | 1 838 | 1 461 | 6 023 | 1 949 | 2 727 | 1 347 |
| 1957 | 6 417 | 2 959 | 1 834 | 1 624 | 5 496 | 1 915 | 2 406 | 1 175 |
| 1954 TO 1956 | 18 235 | 9 117 | 4 930 | 4 188 | 16 286 | 6 178 | 6 808 | 3 300 |
| 1950 TO 1953 | 14 422 | 7 723 | 3 666 | 3 033 | 13 876 | 5 943 | 5 328 | 2 605 |
| 1940 TO 1949 | 16 952 | 9 229 | 3 869 | 3 854 | 15 750 | 8 015 | 4 623 | 3 112 |
| 1939 OR EARLIER | 11 630 | 6 920 | 2 165 | 2 545 | 14 642 | 8 979 | 3 059 | 2 604 |
| RENTER OCCUPIED | 21 650 | 15 743 | 3 364 | 2 543 | 24 761 | 19 774 | 2 837 | 2 150 |
| 1959 TO MARCH 1960 | 11 007 | 7 857 | 1 939 | 1 211 | 11 300 | 8 903 | 1 533 | 864 |
| 1958 | 3 126 | 2 330 | 471 | 325 | 3 741 | 3 119 | 327 | 295 |
| 1957 | 2 022 | 1 475 | 265 | 282 | 2 205 | 1 773 | 258 | 174 |
| 1954 TO 1956 | 2 398 | 1 825 | 344 | 229 | 2 791 | 2 244 | 273 | 274 |
| 1950 TO 1953 | 1 325 | 972 | 168 | 185 | 1 868 | 1 498 | 209 | 161 |
| 1940 TO 1949 | 1 102 | 85 | 109 | 174 | 1 815 | 1 479 | 155 | 181 |
| 1939 OR EARLIER | 670 | 465 | 68 | 137 | 1 041 | 758 | 82 | 201 |

Table 15.—OCCUPANCY CHARACTERISTICS, FOR SMSA'S, CONSTITUENT COUNTIES, PLACES OF 50,000 INHABITANTS OR MORE, URBAN BALANCE, RURAL TOTAL, AND URBANIZED AREAS: 1960—Con.

Population
PersonsPersons per Room
Year Moved into Unit

[Based on sample; see text. "U" denotes an unincorporated place]

| SUBJECT | STANDARD METROPOLITAN STATISTICAL AREAS--CON. | | | | | | | |
|--|---|---------|------------------|--------|--------------------------------------|-----------|------------------|--------|
| | JACKSON | | | | KALAMAZOO | | | |
| | THE AREA — JACKSON COUNTY | JACKSON | URBAN BALANCE | RURAL | THE AREA — KALAMAZOO COUNTY | KALAMAZOO | URBAN BALANCE | RURAL |
| POPULATION | | | | | | | | |
| POPULATION IN HOUSING UNITS: 1960 | 125 067 | 49 895 | 25 407 | 49 765 | 159 511 | 72 899 | 36 554 | 50 058 |
| PER OCCUPIED UNIT | 3.3 | 3.1 | 3.4 | 3.6 | 3.3 | 3.1 | 3.5 | 3.6 |
| OWNER | 3.4 | 3.3 | 3.5 | 3.5 | 3.5 | 3.3 | 3.6 | 3.6 |
| RENTER | 3.1 | 2.7 | 3.3 | 3.8 | 2.8 | 2.6 | 3.2 | 3.6 |
| POPULATION IN DWELLING UNITS: 1950 | 100 075 | 49 773 | .. | .. | 118 413 | 51 292 | .. | .. |
| PER OCCUPIED UNIT | 3.3 | 3.1 | .. | .. | 3.2 | 3.0 | .. | .. |
| ALL OCCUPIED UNITS | 37 520 | 16 139 | 7 386 | 13 995 | 48 139 | 23 856 | 10 343 | 13 940 |
| PERSONS | | | | | | | | |
| OWNER OCCUPIED | 29 132 | 10 639 | 6 602 | 11 891 | 36 352 | 15 346 | 9 172 | 11 834 |
| 1 PERSON | 2 737 | 1 278 | 460 | 999 | 3 266 | 1 804 | 638 | 824 |
| 2 PERSONS | 8 940 | 3 576 | 1 976 | 3 388 | 10 070 | 4 564 | 2 289 | 3 217 |
| 3 PERSONS | 5 089 | 1 762 | 1 205 | 2 122 | 6 419 | 2 613 | 1 724 | 2 082 |
| 4 PERSONS | 5 024 | 1 554 | 1 317 | 2 153 | 7 234 | 2 813 | 2 055 | 2 366 |
| 5 PERSONS | 3 716 | 1 148 | 877 | 1 691 | 4 872 | 1 836 | 1 331 | 1 705 |
| 6 PERSONS | 1 963 | 644 | 448 | 871 | 2 677 | 963 | 700 | 1 014 |
| 7 PERSONS | 861 | 343 | 172 | 346 | 1 002 | 384 | 263 | 355 |
| 8 PERSONS OR MORE | 802 | 334 | 147 | 321 | 812 | 369 | 172 | 271 |
| MEDIAN | 3.1 | 2.8 | 3.2 | 3.2 | 3.3 | 3.0 | 3.5 | 3.4 |
| RENTER OCCUPIED | 8 388 | 5 500 | 784 | 2 104 | 11 787 | 8 510 | 1 171 | 2 106 |
| 1 PERSON | 1 984 | 1 639 | 117 | 228 | 3 193 | 2 743 | 167 | 283 |
| 2 PERSONS | 2 087 | 1 463 | 196 | 428 | 3 120 | 2 350 | 287 | 483 |
| 3 PERSONS | 1 320 | 815 | 149 | 356 | 2 003 | 1 404 | 270 | 329 |
| 4 PERSONS | 1 243 | 737 | 119 | 387 | 1 560 | 952 | 216 | 392 |
| 5 PERSONS | 827 | 402 | 134 | 291 | 884 | 480 | 132 | 272 |
| 6 PERSONS | 453 | 210 | 48 | 195 | 510 | 268 | 57 | 185 |
| 7 PERSONS | 228 | 126 | 10 | 92 | 271 | 156 | 25 | 90 |
| 8 PERSONS OR MORE | 246 | 108 | 11 | 127 | 246 | 157 | 17 | 72 |
| MEDIAN | 2.6 | 2.3 | 3.0 | 3.6 | 2.4 | 2.1 | 3.0 | 3.4 |
| PERSONS PER ROOM | | | | | | | | |
| OWNER OCCUPIED | 29 132 | 10 639 | 6 602 | 11 891 | 36 352 | 15 346 | 9 172 | 11 834 |
| 0.50 OR LESS | 14 406 | 6 339 | 2 766 | 5 301 | 16 629 | 8 085 | 3 486 | 5 058 |
| 0.51 TO 0.75 | 6 166 | 2 102 | 1 465 | 2 599 | 8 737 | 3 396 | 2 254 | 2 687 |
| 0.76 TO 1.00 | 6 208 | 1 617 | 1 796 | 2 765 | 8 405 | 2 956 | 2 550 | 2 989 |
| 1.01 TO 1.50 | 1 898 | 512 | 467 | 919 | 2 482 | 794 | 767 | 921 |
| 1.51 OR MORE | 454 | 39 | 108 | 307 | 409 | 115 | 115 | 179 |
| RENTER OCCUPIED | 8 388 | 5 500 | 784 | 2 104 | 11 787 | 8 510 | 1 171 | 2 106 |
| 0.50 OR LESS | 3 159 | 2 235 | 274 | 650 | 4 366 | 3 300 | 377 | 689 |
| 0.51 TO 0.75 | 1 933 | 1 246 | 211 | 476 | 3 075 | 2 147 | 356 | 572 |
| 0.76 TO 1.00 | 2 265 | 1 477 | 184 | 604 | 3 152 | 2 304 | 292 | 556 |
| 1.01 TO 1.50 | 737 | 388 | 94 | 255 | 872 | 536 | 116 | 220 |
| 1.51 OR MORE | 294 | 154 | 21 | 119 | 322 | 223 | 30 | 69 |
| YEAR MOVED INTO UNIT | | | | | | | | |
| OWNER OCCUPIED | 29 132 | 10 639 | 6 602 | 11 891 | 36 352 | 15 346 | 9 172 | 11 834 |
| 1959 TO MARCH 1960 | 3 356 | 821 | 795 | 1 740 | 5 037 | 1 620 | 1 477 | 1 940 |
| 1958 | 2 076 | 489 | 556 | 1 031 | 3 070 | 1 094 | 785 | 1 191 |
| 1957 | 1 920 | 569 | 450 | 901 | 3 080 | 1 161 | 870 | 1 049 |
| 1954 TO 1956 | 4 968 | 1 481 | 1 378 | 2 109 | 6 649 | 2 587 | 1 961 | 2 101 |
| 1950 TO 1953 | 4 641 | 1 590 | 1 158 | 1 893 | 5 769 | 2 421 | 1 575 | 1 773 |
| 1940 TO 1949 | 6 764 | 2 931 | 1 411 | 2 422 | 7 083 | 3 272 | 1 592 | 2 219 |
| 1939 OR EARLIER | 5 407 | 2 758 | 854 | 1 795 | 5 664 | 3 191 | 912 | 1 561 |
| RENTER OCCUPIED | 8 388 | 5 500 | 784 | 2 104 | 11 787 | 8 510 | 1 171 | 2 106 |
| 1959 TO MARCH 1960 | 3 692 | 2 456 | 359 | 877 | 5 891 | 4 222 | 684 | 985 |
| 1958 | 1 141 | 751 | 112 | 278 | 1 579 | 1 105 | 165 | 309 |
| 1957 | 783 | 446 | 103 | 234 | 998 | 731 | 89 | 178 |
| 1954 TO 1956 | 1 102 | 723 | 92 | 284 | 1 440 | 1 060 | 110 | 270 |
| 1950 TO 1953 | 624 | 423 | 52 | 149 | 786 | 567 | 58 | 161 |
| 1940 TO 1949 | 715 | 485 | 31 | 199 | 703 | 559 | 37 | 107 |
| 1939 OR EARLIER | 331 | 213 | 35 | 83 | 390 | 266 | 28 | 96 |

Table 15.—OCCUPANCY CHARACTERISTICS, FOR SMSA'S, CONSTITUENT COUNTIES, PLACES OF 50,000 INHABITANTS OR MORE, URBAN BALANCE, RURAL TOTAL, AND URBANIZED AREAS: 1960—CON.

Population
Persons

Persons per Room
Year Moved into Unit

[Based on sample; see text. "U" denotes an unincorporated place]

| SUBJECT | STANDARD METROPOLITAN STATISTICAL AREAS—CON. | | | | | | | | | |
|--|--|----------|--------|---------|---------|---------------|--------|-----------------------------|---------|--------|
| | LANSING | | | | | | | MUSKEGON-MUSKEGON HEIGHTS | | |
| | THE AREA | COUNTIES | | | LANSING | URBAN BALANCE | RURAL | THE AREA MUSKEGON COUNTY | URBAN | RURAL |
| CLINTON | | EATON | INGHAM | | | | | | | |
| POPULATION | | | | | | | | | | |
| POPULATION IN HOUSING UNITS, 1960 | 287 526 | 38 102 | 48 597 | 200 827 | 106 379 | 84 379 | 96 768 | 148 828 | 100 099 | 48 729 |
| PER OCCUPIED UNIT | 3.4 | 3.7 | 3.4 | 3.3 | 3.2 | 3.4 | 3.7 | 3.5 | 3.4 | 3.8 |
| OWNER | 3.5 | 3.7 | 3.4 | 3.5 | 3.4 | 3.5 | 3.6 | 3.6 | 3.5 | 3.8 |
| RENTER | 3.0 | 3.6 | 3.4 | 2.9 | 2.7 | 2.9 | 3.9 | 3.0 | 2.9 | 3.7 |
| POPULATION IN DWELLING UNITS, 1950 | 232 157 | 30 954 | 39 678 | 161 525 | 89 663 | ... | ... | 119 593 | ... | ... |
| PER OCCUPIED UNIT | 3.3 | 3.6 | 3.3 | 3.3 | 3.2 | ... | ... | 3.4 | ... | ... |
| ALL OCCUPIED UNITS | 85 117 | 10 328 | 14 181 | 60 608 | 33 558 | 25 151 | 26 408 | 42 426 | 29 565 | 12 861 |
| PERSONS | | | | | | | | | | |
| OWNER OCCUPIED | 64 034 | 8 595 | 11 641 | 43 798 | 24 000 | 17 951 | 22 083 | 33 551 | 22 149 | 11 402 |
| 1 PERSON | 5 473 | 759 | 1 030 | 3 684 | 2 357 | 1 456 | 1 660 | 3 104 | 2 144 | 960 |
| 2 PERSONS | 18 099 | 2 250 | 3 381 | 12 468 | 7 163 | 4 778 | 6 152 | 8 645 | 6 021 | 2 624 |
| 3 PERSONS | 11 459 | 1 395 | 2 070 | 7 994 | 4 514 | 3 141 | 3 804 | 6 030 | 4 113 | 1 917 |
| 4 PERSONS | 11 846 | 1 430 | 2 079 | 8 337 | 4 415 | 3 549 | 3 882 | 5 867 | 3 784 | 2 083 |
| 5 PERSONS | 8 661 | 1 252 | 1 667 | 5 742 | 2 881 | 2 671 | 3 109 | 4 455 | 2 778 | 1 677 |
| 6 PERSONS | 4 831 | 784 | 873 | 3 174 | 1 457 | 1 433 | 1 941 | 2 903 | 1 704 | 1 199 |
| 7 PERSONS | 2 029 | 398 | 320 | 1 311 | 650 | 572 | 807 | 1 310 | 844 | 466 |
| 8 PERSONS OR MORE | 1 636 | 327 | 221 | 1 088 | 557 | 351 | 728 | 1 237 | 761 | 476 |
| MEDIAN | 3.2 | 3.4 | 3.2 | 3.2 | 3.0 | 3.4 | 3.3 | 3.3 | 3.2 | 3.6 |
| RENTER OCCUPIED | 21 083 | 1 733 | 2 540 | 16 810 | 9 558 | 7 200 | 4 325 | 8 875 | 7 416 | 1 459 |
| 1 PERSON | 4 577 | 279 | 469 | 3 829 | 2 826 | 1 208 | 543 | 2 115 | 1 894 | 221 |
| 2 PERSONS | 5 710 | 308 | 534 | 4 868 | 2 637 | 2 276 | 797 | 2 183 | 1 903 | 280 |
| 3 PERSONS | 3 897 | 307 | 449 | 3 101 | 1 517 | 1 644 | 736 | 1 560 | 1 296 | 264 |
| 4 PERSONS | 2 913 | 271 | 455 | 2 187 | 1 113 | 1 057 | 743 | 1 269 | 1 003 | 266 |
| 5 PERSONS | 1 942 | 252 | 264 | 1 426 | 730 | 569 | 643 | 781 | 652 | 129 |
| 6 PERSONS | 1 085 | 125 | 198 | 752 | 394 | 268 | 423 | 461 | 327 | 134 |
| 7 PERSONS | 487 | 73 | 85 | 329 | 184 | 107 | 196 | 205 | 129 | 76 |
| 8 PERSONS OR MORE | 472 | 78 | 86 | 308 | 157 | 71 | 244 | 301 | 212 | 89 |
| MEDIAN | 2.6 | 3.3 | 3.1 | 2.4 | 2.2 | 2.6 | 3.6 | 2.6 | 2.5 | 3.4 |
| PERSONS PER ROOM | | | | | | | | | | |
| OWNER OCCUPIED | 64 034 | 8 595 | 11 641 | 43 798 | 24 000 | 17 951 | 22 083 | 33 551 | 22 149 | 11 402 |
| 0.50 OR LESS | 29 993 | 3 939 | 5 936 | 20 118 | 11 747 | 7 883 | 10 363 | 14 068 | 9 904 | 4 164 |
| 0.51 TO 0.75 | 14 751 | 1 933 | 2 711 | 10 107 | 5 259 | 4 538 | 4 954 | 7 175 | 4 832 | 2 343 |
| 0.76 TO 1.00 | 14 229 | 1 838 | 2 313 | 10 078 | 5 296 | 4 218 | 4 715 | 8 240 | 5 074 | 3 166 |
| 1.01 TO 1.50 | 4 294 | 737 | 549 | 3 008 | 1 510 | 1 092 | 1 692 | 3 245 | 1 893 | 1 352 |
| 1.51 OR MORE | 767 | 148 | 132 | 487 | 188 | 220 | 359 | 823 | 446 | 377 |
| RENTER OCCUPIED | 21 083 | 1 733 | 2 540 | 16 810 | 9 558 | 7 200 | 4 325 | 8 875 | 7 416 | 1 459 |
| 0.50 OR LESS | 7 246 | 685 | 953 | 5 608 | 3 827 | 1 940 | 1 479 | 3 253 | 2 803 | 450 |
| 0.51 TO 0.75 | 6 154 | 472 | 612 | 5 070 | 2 364 | 2 693 | 1 097 | 2 061 | 1 755 | 306 |
| 0.76 TO 1.00 | 5 320 | 372 | 659 | 4 289 | 2 386 | 1 883 | 1 051 | 2 302 | 1 896 | 406 |
| 1.01 TO 1.50 | 1 735 | 143 | 223 | 1 369 | 742 | 523 | 470 | 837 | 614 | 223 |
| 1.51 OR MORE | 628 | 61 | 93 | 474 | 239 | 161 | 228 | 422 | 348 | 74 |
| YEAR MOVED INTO UNIT | | | | | | | | | | |
| OWNER OCCUPIED | 64 034 | 8 595 | 11 641 | 43 798 | 24 000 | 17 951 | 22 083 | 33 551 | 22 149 | 11 402 |
| 1959 TO MARCH 1960 | 7 847 | 986 | 1 458 | 5 403 | 2 526 | 2 553 | 2 768 | 3 460 | 2 028 | 1 432 |
| 1958 | 5 103 | 665 | 886 | 3 552 | 1 787 | 1 621 | 1 695 | 2 249 | 1 378 | 871 |
| 1957 | 4 496 | 664 | 759 | 3 073 | 1 639 | 1 387 | 1 470 | 2 403 | 1 484 | 919 |
| 1954 TO 1956 | 11 780 | 1 304 | 2 007 | 8 469 | 4 418 | 3 693 | 3 669 | 6 224 | 3 873 | 2 351 |
| 1950 TO 1953 | 10 128 | 1 210 | 1 696 | 7 222 | 3 989 | 3 003 | 3 136 | 5 797 | 3 707 | 2 090 |
| 1940 TO 1949 | 13 676 | 2 044 | 2 653 | 8 979 | 5 182 | 3 403 | 5 091 | 7 690 | 5 307 | 2 383 |
| 1939 OR EARLIER | 11 004 | 1 722 | 2 182 | 7 100 | 4 459 | 2 291 | 4 254 | 5 728 | 4 372 | 1 356 |
| RENTER OCCUPIED | 21 083 | 1 733 | 2 540 | 16 810 | 9 558 | 7 200 | 4 325 | 8 875 | 7 416 | 1 459 |
| 1959 TO MARCH 1960 | 10 969 | 693 | 1 178 | 9 098 | 4 918 | 4 271 | 1 780 | 4 077 | 3 492 | 585 |
| 1958 | 3 109 | 212 | 298 | 2 599 | 1 301 | 1 210 | 598 | 1 231 | 1 009 | 222 |
| 1957 | 1 691 | 122 | 211 | 1 358 | 769 | 537 | 385 | 840 | 689 | 151 |
| 1954 TO 1956 | 2 268 | 244 | 299 | 1 725 | 1 184 | 553 | 531 | 1 088 | 864 | 224 |
| 1950 TO 1953 | 1 154 | 138 | 187 | 829 | 562 | 270 | 322 | 654 | 543 | 111 |
| 1940 TO 1949 | 1 234 | 197 | 235 | 802 | 558 | 261 | 415 | 621 | 541 | 80 |
| 1939 OR EARLIER | 658 | 127 | 132 | 399 | 266 | 98 | 294 | 364 | 278 | 86 |

Table 15.—OCCUPANCY CHARACTERISTICS, FOR SMSA'S, CONSTITUENT COUNTIES, PLACES OF 50,000 INHABITANTS OR MORE, URBAN BALANCE, RURAL TOTAL, AND URBANIZED AREAS: 1960—CON.

Population
Persons

Persons per Room
Year Moved into Unit

[Based on sample; see text. "U" denotes an unincorporated place]

| SUBJECT | STANDARD METROPOLITAN STATISTICAL AREAS--CON. | | | | URBANIZED AREAS | | |
|--|---|---------|------------------|--------|-----------------|----------|-----------|
| | SAGINAW | | | | ANN ARBOR | BAY CITY | DETROIT |
| | THE AREA SAGINAW COUNTY | SAGINAW | URBAN BALANCE | RURAL | | | |
| POPULATION | | | | | | | |
| POPULATION IN HOUSING UNITS: 1960 | 189 130 | 97 293 | 33 474 | 58 363 | 102 304 | 73 240 | 3 495 466 |
| PER OCCUPIED UNIT | 3.6 | 3.4 | 3.8 | 3.8 | 3.1 | 3.4 | 3.4 |
| OWNER | 3.7 | 3.5 | 3.8 | 3.8 | 3.6 | 3.6 | 3.6 |
| RENTER | 3.3 | 3.1 | 3.6 | 3.9 | 2.5 | 3.0 | 2.9 |
| POPULATION IN DWELLING UNITS: 1950 | 150 329 | 90 242 | ... | ... | ... | ... | 2 560 121 |
| PER OCCUPIED UNIT | 3.5 | 3.4 | ... | ... | ... | ... | 3.5 |
| ALL OCCUPIED UNITS | 52 870 | 28 563 | 8 882 | 15 425 | 32 652 | 21 301 | 1 022 001 |
| PERSONS | | | | | | | |
| OWNER OCCUPIED | 41 114 | 19 608 | 8 033 | 13 473 | 19 152 | 16 538 | 720 046 |
| 1 PERSON | 3 596 | 2 093 | 539 | 964 | 1 402 | 1 587 | 44 975 |
| 2 PERSONS | 10 862 | 5 587 | 1 862 | 3 413 | 4 994 | 4 274 | 186 780 |
| 3 PERSONS | 7 106 | 3 307 | 1 479 | 2 320 | 3 589 | 2 957 | 143 729 |
| 4 PERSONS | 7 338 | 3 289 | 1 652 | 2 397 | 3 763 | 3 080 | 144 981 |
| 5 PERSONS | 5 553 | 2 361 | 1 218 | 1 974 | 2 964 | 2 161 | 101 845 |
| 6 PERSONS | 3 308 | 1 463 | 661 | 1 184 | 1 386 | 1 344 | 54 440 |
| 7 PERSONS | 1 670 | 675 | 319 | 676 | 581 | 636 | 23 550 |
| 8 PERSONS OR MORE | 1 681 | 833 | 303 | 545 | 473 | 499 | 19 746 |
| MEDIAN | 3.4 | 3.1 | 3.6 | 3.5 | 3.4 | 3.3 | 3.4 |
| RENTER OCCUPIED | 11 756 | 8 955 | 849 | 1 952 | 13 500 | 4 763 | 301 955 |
| 1 PERSON | 2 531 | 2 193 | 136 | 202 | 3 782 | 1 079 | 70 206 |
| 2 PERSONS | 2 797 | 2 285 | 169 | 343 | 4 515 | 1 208 | 87 700 |
| 3 PERSONS | 1 902 | 1 389 | 148 | 365 | 2 433 | 885 | 51 635 |
| 4 PERSONS | 1 599 | 1 055 | 152 | 392 | 1 530 | 757 | 37 724 |
| 5 PERSONS | 1 217 | 801 | 105 | 311 | 613 | 447 | 24 279 |
| 6 PERSONS | 720 | 551 | 59 | 110 | 343 | 203 | 14 119 |
| 7 PERSONS | 395 | 240 | 21 | 134 | 137 | 100 | 7 439 |
| 8 PERSONS OR MORE | 595 | 441 | 59 | 95 | 147 | 84 | 8 853 |
| MEDIAN | 2.8 | 2.5 | 3.3 | 3.7 | 2.2 | 2.6 | 2.4 |
| PERSONS PER ROOM | | | | | | | |
| OWNER OCCUPIED | 41 114 | 19 608 | 8 033 | 13 473 | 19 152 | 16 538 | 720 046 |
| 0.50 OR LESS | 18 366 | 9 693 | 3 064 | 5 609 | 8 309 | 7 508 | 303 324 |
| 0.51 TO 0.75 | 8 985 | 4 151 | 1 845 | 2 989 | 4 222 | 3 782 | 169 147 |
| 0.76 TO 1.00 | 9 795 | 4 257 | 2 293 | 3 254 | 4 979 | 3 668 | 184 065 |
| 1.01 TO 1.50 | 3 133 | 1 248 | 621 | 1 264 | 1 362 | 1 154 | 55 258 |
| 1.51 OR MORE | 835 | 259 | 210 | 366 | 280 | 226 | 8 252 |
| RENTER OCCUPIED | 11 756 | 8 955 | 849 | 1 952 | 13 500 | 4 763 | 301 955 |
| 0.50 OR LESS | 3 977 | 3 142 | 248 | 587 | 4 371 | 1 762 | 119 381 |
| 0.51 TO 0.75 | 2 795 | 2 098 | 203 | 494 | 3 430 | 1 178 | 70 523 |
| 0.76 TO 1.00 | 3 066 | 2 314 | 253 | 499 | 4 174 | 1 283 | 76 580 |
| 1.01 TO 1.50 | 1 266 | 900 | 93 | 273 | 867 | 380 | 26 361 |
| 1.51 OR MORE | 652 | 501 | 52 | 99 | 658 | 160 | 9 110 |
| YEAR MOVED INTO UNIT | | | | | | | |
| OWNER OCCUPIED | 41 114 | 19 608 | 8 033 | 13 473 | 19 152 | 16 538 | 720 046 |
| 1959 TO MARCH 1960 | 4 987 | 1 814 | 1 026 | 1 547 | 2 773 | 1 472 | 69 756 |
| 1958 | 3 006 | 1 169 | 826 | 1 011 | 2 158 | 874 | 47 196 |
| 1957 | 2 962 | 1 232 | 818 | 912 | 1 668 | 1 130 | 52 227 |
| 1954 TO 1956 | 7 547 | 3 210 | 2 030 | 2 307 | 4 089 | 2 620 | 154 724 |
| 1950 TO 1953 | 6 437 | 3 232 | 1 186 | 2 019 | 2 725 | 2 608 | 144 272 |
| 1940 TO 1949 | 8 165 | 4 129 | 1 227 | 2 809 | 3 105 | 3 592 | 158 592 |
| 1939 OR EARLIER | 8 610 | 4 822 | 920 | 2 868 | 2 634 | 4 242 | 93 279 |
| RENTER OCCUPIED | 11 756 | 8 955 | 849 | 1 952 | 13 500 | 4 763 | 301 955 |
| 1959 TO MARCH 1960 | 4 998 | 3 838 | 420 | 740 | 8 314 | 2 326 | 121 648 |
| 1958 | 1 753 | 1 362 | 113 | 278 | 1 903 | 638 | 44 539 |
| 1957 | 1 160 | 926 | 67 | 167 | 777 | 339 | 29 043 |
| 1954 TO 1956 | 1 634 | 1 275 | 88 | 271 | 1 072 | 590 | 45 650 |
| 1950 TO 1953 | 888 | 659 | 51 | 178 | 657 | 377 | 25 732 |
| 1940 TO 1949 | 865 | 634 | 65 | 166 | 539 | 281 | 22 807 |
| 1939 OR EARLIER | 458 | 261 | 45 | 152 | 238 | 212 | 12 536 |

Table 15.—OCCUPANCY CHARACTERISTICS, FOR SMSA'S, CONSTITUENT COUNTIES, PLACES OF 50,000 INHABITANTS OR MORE, URBAN BALANCE, RURAL TOTAL, AND URBANIZED AREAS: 1960—Con.

Population
Persons

Persons per Room
Year Moved into Unit

[Based on sample; see text. "U" denotes an unincorporated place]

| SUBJECT | URBANIZED AREAS—CON. | | | | | | |
|--|----------------------|--------------|---------|-----------|---------|---------------------------|---------|
| | FLINT | GRAND RAPIDS | JACKSON | KALAMAZOO | LANSING | MUSKEGON-MUSKEGON HEIGHTS | SAGINAW |
| POPULATION | | | | | | | |
| POPULATION IN HOUSING UNITS: 1960 | 273 828 | 288 016 | 70 386 | 106 072 | 159 357 | 95 014 | 128 129 |
| PER OCCUPIED UNIT | 3.4 | 3.3 | 3.2 | 3.2 | 3.2 | 3.4 | 3.5 |
| OWNER | 3.5 | 3.5 | 3.3 | 3.4 | 3.4 | 3.5 | 3.6 |
| RENTER | 3.1 | 2.8 | 2.8 | 2.6 | 2.7 | 2.9 | 3.2 |
| POPULATION IN DWELLING UNITS: 1950 | 193 800 | 219 580 | ... | 75 903 | 123 052 | ... | 103 201 |
| PER OCCUPIED UNIT | 3.4 | 3.2 | ... | 3.1 | 3.2 | ... | 3.4 |
| ALL OCCUPIED UNITS | 79 618 | 86 828 | 22 142 | 33 186 | 49 208 | 28 166 | 36 668 |
| PERSONS | | | | | | | |
| OWNER OCCUPIED | 61 209 | 64 469 | 16 002 | 23 698 | 34 524 | 20 970 | 27 030 |
| 1 PERSON | 4 694 | 6 353 | 1 652 | 2 393 | 2 983 | 2 046 | 2 541 |
| 2 PERSONS | 17 124 | 17 765 | 5 159 | 6 600 | 9 827 | 5 749 | 7 273 |
| 3 PERSONS | 11 403 | 11 103 | 2 757 | 4 202 | 6 430 | 3 933 | 4 702 |
| 4 PERSONS | 11 593 | 11 771 | 2 663 | 4 662 | 6 697 | 3 546 | 4 858 |
| 5 PERSONS | 8 331 | 8 705 | 1 874 | 3 050 | 4 499 | 2 587 | 3 516 |
| 6 PERSONS | 4 315 | 4 739 | 979 | 1 621 | 2 281 | 1 582 | 2 092 |
| 7 PERSONS | 1 957 | 2 339 | 487 | 633 | 1 003 | 795 | 940 |
| 8 PERSONS OR MORE | 1 792 | 1 694 | 431 | 537 | 804 | 732 | 1 108 |
| MEDIAN | 3.3 | 3.2 | 2.9 | 3.2 | 3.2 | 3.2 | 3.3 |
| RENTER OCCUPIED | 18 409 | 22 359 | 6 140 | 9 488 | 14 684 | 7 196 | 9 638 |
| 1 PERSON | 4 137 | 5 945 | 1 740 | 2 897 | 3 547 | 1 848 | 2 283 |
| 2 PERSONS | 4 528 | 6 202 | 1 635 | 2 589 | 4 445 | 1 857 | 2 414 |
| 3 PERSONS | 3 358 | 3 824 | 927 | 1 630 | 2 732 | 1 244 | 1 505 |
| 4 PERSONS | 2 534 | 2 823 | 834 | 1 103 | 1 868 | 961 | 1 195 |
| 5 PERSONS | 1 736 | 1 740 | 513 | 600 | 1 114 | 634 | 890 |
| 6 PERSONS | 1 006 | 927 | 246 | 317 | 552 | 323 | 598 |
| 7 PERSONS | 463 | 467 | 126 | 178 | 222 | 121 | 257 |
| 8 PERSONS OR MORE | 647 | 431 | 119 | 174 | 204 | 208 | 496 |
| MEDIAN | 2.7 | 2.3 | 2.3 | 2.2 | 2.4 | 2.4 | 2.6 |
| PERSONS PER ROOM | | | | | | | |
| OWNER OCCUPIED | 61 209 | 64 469 | 16 002 | 23 698 | 34 524 | 20 970 | 27 030 |
| 0.50 OR LESS | 25 928 | 30 768 | 8 591 | 11 256 | 15 944 | 9 443 | 12 431 |
| 0.51 TO 0.75 | 13 351 | 14 673 | 3 305 | 5 438 | 8 052 | 4 601 | 5 892 |
| 0.76 TO 1.00 | 15 123 | 14 327 | 3 115 | 5 275 | 7 945 | 4 727 | 6 436 |
| 1.01 TO 1.50 | 5 657 | 4 218 | 876 | 1 507 | 2 240 | 1 782 | 1 817 |
| 1.51 OR MORE | 1 150 | 483 | 115 | 222 | 343 | 417 | 454 |
| RENTER OCCUPIED | 18 409 | 22 359 | 6 140 | 9 488 | 14 684 | 7 196 | 9 638 |
| 0.50 OR LESS | 6 152 | 10 181 | 2 475 | 3 627 | 4 927 | 2 697 | 3 308 |
| 0.51 TO 0.75 | 4 295 | 5 259 | 1 411 | 2 438 | 4 548 | 1 715 | 2 273 |
| 0.76 TO 1.00 | 4 992 | 5 123 | 1 632 | 2 528 | 3 711 | 1 838 | 2 523 |
| 1.01 TO 1.50 | 2 072 | 1 471 | 454 | 642 | 1 144 | 610 | 985 |
| 1.51 OR MORE | 898 | 325 | 168 | 253 | 354 | 336 | 549 |
| YEAR MOVED INTO UNIT | | | | | | | |
| OWNER OCCUPIED | 61 209 | 64 469 | 16 002 | 23 698 | 34 524 | 20 970 | 27 030 |
| 1959 TO MARCH 1960 | 7 159 | 7 089 | 1 498 | 2 917 | 4 156 | 1 922 | 2 800 |
| 1958 | 4 132 | 4 707 | 956 | 1 824 | 2 804 | 1 284 | 1 951 |
| 1957 | 4 504 | 4 356 | 917 | 1 951 | 2 488 | 1 393 | 2 010 |
| 1954 TO 1956 | 13 234 | 13 026 | 2 642 | 4 384 | 6 746 | 3 622 | 5 138 |
| 1950 TO 1953 | 10 876 | 11 204 | 2 472 | 3 883 | 5 877 | 3 511 | 4 294 |
| 1940 TO 1949 | 12 581 | 12 341 | 4 049 | 4 705 | 6 946 | 5 041 | 5 209 |
| 1939 OR EARLIER | 8 723 | 11 746 | 3 468 | 4 034 | 5 507 | 4 197 | 5 628 |
| RENTER OCCUPIED | 18 409 | 22 359 | 6 140 | 9 488 | 14 684 | 7 196 | 9 638 |
| 1959 TO MARCH 1960 | 9 461 | 10 306 | 2 745 | 4 794 | 8 134 | 3 371 | 4 192 |
| 1958 | 2 676 | 3 428 | 841 | 1 244 | 2 243 | 986 | 1 451 |
| 1957 | 1 695 | 1 999 | 525 | 810 | 1 166 | 662 | 981 |
| 1954 TO 1956 | 2 079 | 2 479 | 809 | 1 153 | 1 502 | 852 | 1 339 |
| 1950 TO 1953 | 1 097 | 1 674 | 469 | 615 | 671 | 537 | 702 |
| 1940 TO 1949 | 890 | 1 629 | 510 | 590 | 653 | 518 | 683 |
| 1939 OR EARLIER | 511 | 844 | 241 | 282 | 315 | 270 | 290 |

Table 16.—TYPE OF FUEL AND SELECTED EQUIPMENT, FOR SMSA'S, CONSTITUENT COUNTIES, PLACES OF 50,000 INHABITANTS OR MORE, URBAN BALANCE, RURAL TOTAL, AND URBANIZED AREAS: 1960

[Based on sample; see text. "U" denotes an unincorporated place]

Heating Fuel
Water Heat. Fuel
Cooking Fuel
Clothes Washing
Machine
Clothes Dryer
Home Food Freezer
Telephone Avail.
Automobiles Avail.
Air Conditioning
Television Sets
Radio Sets

| SUBJECT | STANDARD METROPOLITAN STATISTICAL AREAS | | | | | | | |
|--------------------------------------|---|-----------|------------------|--------|---------------------------|----------|------------------|-------|
| | THE AREA WASHTENAW COUNTY | ANN ARBOR | | | BAY CITY | | | |
| | | ANN ARBOR | URBAN BALANCE | RURAL | THE AREA BAY COUNTY | BAY CITY | URBAN BALANCE | RURAL |
| ALL OCCUPIED UNITS | 47 272 | 19 726 | 14 768 | 12 778 | 30 062 | 15 991 | 5 310 | 8 761 |
| HEATING FUEL | | | | | | | | |
| UTILITY GAS. | 24 232 | 13 646 | 8 598 | 1 988 | 12 839 | 9 151 | 2 147 | 1 541 |
| FUEL OIL, KEROSENE, ETC. | 17 928 | 4 471 | 5 312 | 8 145 | 11 566 | 3 887 | 2 681 | 4 998 |
| COAL OR COKE | 3 808 | 1 200 | 644 | 1 964 | 5 055 | 2 814 | 394 | 1 847 |
| ELECTRICITY. | 84 | 24 | 60 | 59 | 59 | 22 | 37 | 37 |
| BOTTLED, TANK, OR LP GAS | 891 | 335 | 179 | 377 | 316 | 100 | 66 | 150 |
| OTHER FUEL | 304 | 50 | 35 | 219 | 227 | 39 | 22 | 188 |
| NONE | ... | ... | ... | ... | ... | ... | ... | ... |
| WATER HEATING FUEL | | | | | | | | |
| UTILITY GAS. | 27 227 | 16 353 | 9 123 | 1 751 | 19 095 | 14 600 | 2 709 | 1 786 |
| ELECTRICITY. | 13 072 | 1 671 | 3 944 | 7 457 | 5 943 | 397 | 1 669 | 3 877 |
| COAL OR COKE | 694 | 360 | 184 | 150 | 184 | 103 | 43 | 38 |
| BOTTLED, TANK, OR LP GAS | 2 132 | 550 | 593 | 989 | 1 401 | 117 | 305 | 979 |
| FUEL OIL, KEROSENE, ETC. | 2 733 | 646 | 622 | 1 465 | 847 | 207 | 151 | 489 |
| OTHER FUEL | 145 | 70 | 18 | 57 | 78 | ... | 22 | 56 |
| NONE | 1 244 | 76 | 284 | 884 | 2 514 | 567 | 411 | 1 536 |
| COOKING FUEL | | | | | | | | |
| UTILITY GAS. | 17 566 | 10 203 | 6 320 | 1 043 | 16 629 | 13 309 | 2 097 | 1 223 |
| ELECTRICITY. | 25 603 | 8 907 | 7 129 | 9 567 | 8 378 | 2 241 | 2 059 | 4 078 |
| BOTTLED, TANK, OR LP GAS | 3 283 | 320 | 1 156 | 1 807 | 4 541 | 255 | 1 069 | 3 217 |
| FUEL OIL, KEROSENE, ETC. | 181 | 41 | 108 | 32 | 184 | 83 | 64 | 37 |
| COAL OR COKE | 61 | ... | ... | 61 | 195 | 62 | 21 | 112 |
| OTHER FUEL | 263 | 20 | ... | 243 | 114 | 20 | ... | 94 |
| NONE | 290 | 235 | 55 | ... | 21 | 21 | ... | ... |
| CLOTHES WASHING MACHINE | | | | | | | | |
| WRINGER OR SPINNER | 13 222 | 3 086 | 4 911 | 5 225 | 13 784 | 6 776 | 1 787 | 5 221 |
| AUTOMATIC OR SEMI-AUTOMATIC. | 19 896 | 8 230 | 6 150 | 5 516 | 11 383 | 6 423 | 2 441 | 2 519 |
| WASHER-DRYER COMBINATION | 914 | 442 | 312 | 160 | 625 | 284 | 174 | 167 |
| NONE | 13 215 | 7 968 | 3 395 | 1 852 | 4 270 | 2 508 | 908 | 854 |
| CLOTHES DRYER | | | | | | | | |
| GAS HEATED | 5 448 | 2 826 | 1 923 | 699 | 3 662 | 2 495 | 525 | 642 |
| ELECTRICALLY HEATED. | 9 833 | 3 029 | 2 825 | 3 979 | 6 629 | 2 421 | 1 883 | 2 325 |
| NONE | 31 966 | 13 871 | 10 020 | 8 075 | 19 771 | 11 075 | 2 902 | 5 794 |
| HOME FOOD FREEZER | | | | | | | | |
| 1 OR MORE. | 9 634 | 2 030 | 2 450 | 5 154 | 6 860 | 2 030 | 1 495 | 3 335 |
| NONE | 37 613 | 17 696 | 12 318 | 7 599 | 23 202 | 13 961 | 3 815 | 5 426 |
| TELEPHONE AVAILABLE | | | | | | | | |
| YES. | 42 665 | 18 695 | 12 682 | 11 288 | 26 155 | 14 120 | 4 935 | 7 100 |
| NO | 4 607 | 1 031 | 2 086 | 1 490 | 3 907 | 1 871 | 375 | 1 661 |
| AUTOMOBILES AVAILABLE | | | | | | | | |
| 1. | 29 166 | 11 909 | 9 604 | 7 653 | 18 985 | 10 142 | 3 212 | 5 631 |
| 2. | 11 005 | 4 008 | 3 134 | 3 863 | 6 794 | 2 852 | 1 683 | 2 259 |
| 3 OR MORE. | 1 665 | 588 | 491 | 586 | 818 | 359 | 196 | 263 |
| NONE | 5 411 | 3 221 | 1 539 | 651 | 3 465 | 2 638 | 219 | 608 |
| AIR CONDITIONING | | | | | | | | |
| ROOM UNIT: | | | | | | | | |
| 1. | 2 294 | 1 440 | 589 | 265 | 465 | 322 | 97 | 56 |
| 2 OR MORE. | 592 | 249 | 250 | 93 | 179 | 139 | 22 | 18 |
| CENTRAL SYSTEM | 336 | 165 | 115 | 56 | 361 | 199 | 87 | 75 |
| NONE | 44 025 | 17 872 | 13 814 | 12 339 | 29 057 | 15 331 | 5 114 | 8 612 |
| TELEVISION SETS | | | | | | | | |
| 1. | 36 127 | 13 319 | 12 047 | 10 761 | 25 439 | 13 461 | 4 309 | 7 669 |
| 2 OR MORE. | 4 788 | 1 832 | 1 798 | 1 158 | 2 692 | 1 244 | 829 | 619 |
| NONE | 6 332 | 4 575 | 923 | 834 | 1 931 | 1 286 | 172 | 473 |
| RADIO SETS | | | | | | | | |
| 1. | 23 414 | 9 063 | 8 132 | 6 219 | 18 636 | 9 839 | 3 070 | 5 727 |
| 2 OR MORE. | 20 669 | 9 220 | 5 504 | 5 945 | 9 628 | 5 179 | 1 870 | 2 579 |
| NONE | 3 164 | 1 443 | 1 132 | 589 | 1 798 | 973 | 370 | 455 |

Table 16.—TYPE OF FUEL AND SELECTED EQUIPMENT, FOR SMSA'S, CONSTITUENT COUNTIES, PLACES OF 50,000 INHABITANTS OR MORE, URBAN BALANCE, RURAL TOTAL, AND URBANIZED AREAS: 1960—CON.

[Based on sample; see text. "U" denotes an unincorporated place]

Heating Fuel
Water Heat. Fuel
Cooking Fuel
Clothes Washing
Machine
Clothes Dryer
Home Food Freezer
Telephone Avail.
Automobiles Avail.
Air Conditioning
Television Sets
Radio Sets

| SUBJECT | STANDARD METROPOLITAN STATISTICAL AREAS--CON. | | | | | | |
|---------------------------------------|---|----------|---------|----------|---------|--------------|--------|
| | DETROIT | | | | | | |
| | THE AREA | COUNTIES | | | PLACES | | |
| MACOMB | | OAKLAND | WAYNE | DEARBORN | DETROIT | LINCOLN PARK | |
| ALL OCCUPIED UNITS | 1 080 649 | 106 995 | 188 986 | 784 668 | 33 898 | 514 837 | 14 621 |
| HEATING FUEL | | | | | | | |
| UTILITY GAS. | 650 719 | 45 350 | 73 249 | 532 120 | 26 546 | 346 467 | 11 814 |
| FUEL OIL, KEROSENE, ETC. | 260 588 | 51 755 | 99 483 | 109 350 | 3 799 | 47 282 | 2 169 |
| COAL OR COKE | 148 816 | 7 709 | 12 798 | 128 309 | 2 349 | 110 286 | 579 |
| ELECTRICITY. | 2 331 | 449 | 312 | 1 570 | 21 | 1 160 | ... |
| BOTTLED, TANK, OR LP GAS | 12 610 | 1 156 | 2 153 | 9 301 | 888 | 6 335 | 59 |
| OTHER FUEL | 5 323 | 574 | 989 | 3 760 | 295 | 3 123 | ... |
| NONE | 276 | 18 | ... | 258 | ... | 184 | ... |
| WATER HEATING FUEL | | | | | | | |
| UTILITY GAS. | 848 458 | 73 723 | 110 495 | 664 240 | 30 544 | 442 423 | 13 709 |
| ELECTRICITY. | 110 588 | 20 446 | 51 168 | 38 974 | 1 131 | 13 106 | 528 |
| COAL OR COKE | 45 967 | 1 332 | 1 587 | 43 048 | 829 | 38 190 | 79 |
| BOTTLED, TANK, OR LP GAS | 30 590 | 3 968 | 7 775 | 18 847 | 879 | 12 198 | 140 |
| FUEL OIL, KEROSENE, ETC. | 30 120 | 5 099 | 14 057 | 10 964 | 311 | 4 472 | 56 |
| OTHER FUEL | 3 369 | 170 | 417 | 2 782 | 61 | 2 271 | 42 |
| NONE | 11 571 | 2 273 | 3 485 | 5 813 | 143 | 2 177 | 67 |
| COOKING FUEL | | | | | | | |
| UTILITY GAS. | 689 400 | 51 943 | 68 466 | 568 991 | 21 381 | 407 559 | 11 309 |
| ELECTRICITY. | 341 623 | 48 412 | 108 007 | 185 208 | 10 822 | 88 834 | 2 871 |
| BOTTLED, TANK, OR LP GAS | 37 390 | 5 633 | 11 186 | 20 571 | 823 | 10 977 | 354 |
| FUEL OIL, KEROSENE, ETC. | 2 768 | 385 | 746 | 1 637 | 484 | 648 | 40 |
| COAL OR COKE | 2 933 | 344 | 156 | 2 433 | 161 | 2 053 | ... |
| OTHER FUEL | 2 125 | 213 | 235 | 1 677 | 21 | 1 402 | 18 |
| NONE | 4 424 | 81 | 192 | 4 151 | 246 | 3 364 | 29 |
| CLOTHES WASHING MACHINE | | | | | | | |
| WRINGER OR SPINNER | 398 844 | 34 656 | 60 251 | 303 937 | 10 362 | 217 306 | 5 119 |
| AUTOMATIC OR SEMI-AUTOMATIC | 493 012 | 61 426 | 103 847 | 327 739 | 19 484 | 176 849 | 8 185 |
| WASHER-DRYER COMBINATION | 18 776 | 2 186 | 4 018 | 12 572 | 634 | 7 252 | 274 |
| NONE | 170 031 | 8 743 | 20 868 | 140 420 | 3 418 | 113 430 | 1 043 |
| CLOTHES DRYER | | | | | | | |
| GAS HEATED | 202 718 | 25 857 | 32 396 | 144 465 | 9 178 | 68 395 | 5 082 |
| ELECTRICALLY HEATED | 140 083 | 20 069 | 51 728 | 68 286 | 4 424 | 31 548 | 1 162 |
| NONE | 737 862 | 61 085 | 104 860 | 571 917 | 20 296 | 414 894 | 8 377 |
| HOME FOOD FREEZER | | | | | | | |
| 1 OR MORE | 130 383 | 17 342 | 38 153 | 74 888 | 3 992 | 36 482 | 1 405 |
| NONE | 950 280 | 89 669 | 150 831 | 709 780 | 29 906 | 478 355 | 13 216 |
| TELEPHONE AVAILABLE | | | | | | | |
| YES. | 949 994 | 98 506 | 174 063 | 677 425 | 32 003 | 431 755 | 13 651 |
| NO | 130 655 | 8 489 | 14 923 | 107 243 | 1 895 | 83 082 | 970 |
| AUTOMOBILES AVAILABLE | | | | | | | |
| 1. | 622 940 | 68 676 | 106 036 | 448 228 | 19 968 | 280 794 | 10 273 |
| 2. | 242 316 | 29 170 | 63 479 | 149 667 | 9 122 | 79 914 | 2 915 |
| 3 OR MORE | 29 228 | 3 552 | 7 078 | 18 598 | 1 162 | 11 112 | 274 |
| NONE | 186 137 | 5 613 | 12 405 | 168 119 | 3 641 | 143 017 | 1 159 |
| AIR CONDITIONING | | | | | | | |
| ROOM UNIT: | | | | | | | |
| 1. | 52 200 | 3 898 | 9 871 | 38 431 | 2 152 | 24 527 | 638 |
| 2 OR MORE | 11 223 | 724 | 2 237 | 8 262 | 686 | 5 511 | 151 |
| CENTRAL SYSTEM | 9 304 | 794 | 2 480 | 6 030 | 342 | 3 669 | 78 |
| NONE | 1 007 936 | 101 595 | 174 396 | 731 945 | 30 718 | 481 130 | 13 754 |
| TELEVISION SETS | | | | | | | |
| 1. | 840 173 | 86 650 | 143 059 | 610 464 | 24 696 | 401 688 | 11 474 |
| 2 OR MORE | 179 490 | 17 125 | 39 217 | 123 148 | 7 811 | 72 880 | 2 767 |
| NONE | 61 000 | 3 236 | 6 708 | 51 056 | 1 391 | 40 269 | 380 |
| RADIO SETS | | | | | | | |
| 1. | 545 897 | 54 449 | 83 418 | 408 030 | 14 371 | 278 898 | 7 239 |
| 2 OR MORE | 466 819 | 46 968 | 95 840 | 324 011 | 18 311 | 197 885 | 6 692 |
| NONE | 67 947 | 5 594 | 9 726 | 52 627 | 1 216 | 38 054 | 690 |

Table 16.—TYPE OF FUEL AND SELECTED EQUIPMENT, FOR SMSA'S, CONSTITUENT COUNTIES, PLACES OF 50,000 INHABITANTS OR MORE, URBAN BALANCE, RURAL TOTAL, AND URBANIZED AREAS: 1960—CON.

[Based on sample; see text. "U" denotes an unincorporated place]

Heating Fuel
Water Heat. Fuel
Cooking Fuel
Clothes Washing
Machine
Clothes Dryer
Home Food Freezer
Telephone Avail.
Automobiles Avail.
Air Conditioning
Television Sets
Radio Sets

| SUBJECT | STANDARD METROPOLITAN STATISTICAL AREAS--CON. | | | | | | | | |
|---------------------------------------|---|---------|-----------|-----------|-----------------|--------|---------|---------------|-------|
| | DETROIT--CON. | | | | | | | URBAN BALANCE | RURAL |
| | PLACES--CON. | | | | | | | | |
| | LIVONIA | PONTIAC | ROSEVILLE | ROYAL OAK | ST CLAIR SHORES | WARREN | | | |
| ALL OCCUPIED UNITS | 17 014 | 23 224 | 12 405 | 22 803 | 20 284 | 23 941 | 346 452 | 51 170 | |
| HEATING FUEL | | | | | | | | | |
| UTILITY GAS. | 8 341 | 9 765 | 5 853 | 13 754 | 10 317 | 10 663 | 198 452 | 8 747 | |
| FUEL OIL, KEROSENE, ETC. | 8 131 | 9 393 | 5 837 | 7 706 | 9 247 | 11 679 | 121 770 | 33 575 | |
| COAL OR COKE | 390 | 3 613 | 621 | 1 186 | 518 | 1 185 | 21 617 | 6 472 | |
| ELECTRICITY. | 56 | 58 | 19 | 38 | 39 | 126 | 516 | 298 | |
| BOTTLED, TANK, OR LP GAS | 96 | 360 | 75 | 82 | 160 | 208 | 2 836 | 1 511 | |
| OTHER FUEL | ... | 21 | ... | 37 | 19 | 80 | 1 199 | 549 | |
| NONE | ... | ... | ... | ... | ... | ... | 74 | 18 | |
| WATER HEATING FUEL | | | | | | | | | |
| UTILITY GAS. | 11 541 | 17 544 | 9 889 | 19 750 | 17 538 | 18 130 | 257 905 | 9 485 | |
| ELECTRICITY. | 3 452 | 2 488 | 1 165 | 1 997 | 1 670 | 3 326 | 55 514 | 26 211 | |
| COAL OR COKE | 39 | 489 | 61 | 126 | 99 | 334 | 4 789 | 932 | |
| BOTTLED, TANK, OR LP GAS | 513 | 1 403 | 304 | 397 | 442 | 1 047 | 9 036 | 4 231 | |
| FUEL OIL, KEROSENE, ETC. | 1 293 | 781 | 843 | 399 | 474 | 836 | 14 719 | 5 936 | |
| OTHER FUEL | 20 | 64 | ... | 42 | 39 | 39 | 527 | 264 | |
| NONE | 156 | 441 | 143 | 92 | 38 | 229 | 3 974 | 4 111 | |
| COOKING FUEL | | | | | | | | | |
| UTILITY GAS. | 5 707 | 15 673 | 7 983 | 11 465 | 11 480 | 13 463 | 176 864 | 6 516 | |
| ELECTRICITY. | 10 586 | 5 979 | 4 019 | 11 012 | 8 295 | 8 375 | 155 067 | 35 763 | |
| BOTTLED, TANK, OR LP GAS | 661 | 1 376 | 362 | 204 | 406 | 1 979 | 12 437 | 7 811 | |
| FUEL OIL, KEROSENE, ETC. | 40 | 108 | 41 | 19 | 58 | 37 | 9 430 | 423 | |
| COAL OR COKE | ... | 19 | ... | ... | 22 | 45 | 372 | 261 | |
| OTHER FUEL | ... | 36 | ... | 43 | 39 | 19 | 209 | 338 | |
| NONE | 20 | 19 | ... | 60 | ... | 23 | 605 | 58 | |
| CLOTHES WASHING MACHINE | | | | | | | | | |
| WRINGER OR SPINNER | 3 626 | 12 264 | 3 851 | 4 500 | 4 059 | 7 812 | 107 050 | 22 895 | |
| AUTOMATIC OR SEMI-AUTOMATIC | 12 316 | 5 911 | 7 478 | 15 330 | 14 868 | 13 120 | 198 366 | 21 105 | |
| WASHER-DRYER COMBINATION | 227 | 186 | 214 | 290 | 407 | 614 | 7 613 | 1 065 | |
| NONE | 845 | 4 849 | 862 | 2 683 | 966 | 2 395 | 33 435 | 6 105 | |
| CLOTHES DRYER | | | | | | | | | |
| GAS HEATED | 5 478 | 2 685 | 4 031 | 5 953 | 6 607 | 6 483 | 84 657 | 4 169 | |
| ELECTRICALLY HEATED | 3 541 | 2 412 | 1 685 | 4 837 | 3 712 | 3 146 | 67 666 | 15 950 | |
| NONE | 7 995 | 18 113 | 6 689 | 12 013 | 9 981 | 14 312 | 194 141 | 31 051 | |
| HOME FOOD FREEZER | | | | | | | | | |
| 1 OR MORE | 2 974 | 2 763 | 1 081 | 3 372 | 3 038 | 3 053 | 56 580 | 15 643 | |
| NONE | 14 040 | 20 447 | 11 324 | 19 431 | 17 262 | 20 888 | 289 884 | 35 527 | |
| TELEPHONE AVAILABLE | | | | | | | | | |
| YES. | 16 397 | 20 158 | 11 536 | 21 938 | 19 801 | 21 774 | 317 144 | 43 837 | |
| NO | 617 | 3 066 | 869 | 865 | 483 | 2 167 | 29 308 | 7 333 | |
| AUTOMOBILES AVAILABLE | | | | | | | | | |
| 1. | 10 367 | 14 145 | 7 988 | 13 295 | 13 094 | 15 315 | 207 671 | 30 030 | |
| 2. | 5 855 | 4 259 | 3 167 | 7 199 | 5 970 | 6 637 | 100 718 | 16 560 | |
| 3 OR MORE | 614 | 565 | 507 | 893 | 504 | 637 | 10 485 | 2 475 | |
| NONE | 178 | 4 255 | 743 | 1 416 | 732 | 1 352 | 27 539 | 2 105 | |
| AIR CONDITIONING | | | | | | | | | |
| ROOM UNIT: | | | | | | | | | |
| 1. | 744 | 468 | 428 | 1 816 | 668 | 1 131 | 17 082 | 1 746 | |
| 2 OR MORE | 41 | 118 | 19 | 381 | 144 | 190 | 3 416 | 566 | |
| CENTRAL SYSTEM | 100 | 78 | 40 | 218 | 224 | 93 | 4 012 | 450 | |
| NONE | 16 129 | 22 546 | 11 918 | 20 388 | 19 264 | 22 527 | 321 154 | 48 408 | |
| TELEVISION SETS | | | | | | | | | |
| 1. | 12 894 | 19 164 | 10 029 | 17 097 | 15 988 | 19 655 | 266 279 | 41 209 | |
| 2 OR MORE | 3 823 | 2 429 | 1 989 | 5 098 | 4 015 | 3 597 | 67 794 | 7 287 | |
| NONE | 297 | 1 617 | 387 | 608 | 297 | 689 | 12 391 | 2 674 | |
| RADIO SETS | | | | | | | | | |
| 1. | 7 419 | 12 594 | 6 564 | 9 069 | 9 277 | 12 869 | 161 792 | 25 805 | |
| 2 OR MORE | 9 007 | 8 318 | 5 288 | 12 808 | 10 095 | 9 739 | 166 882 | 21 794 | |
| NONE | 588 | 2 298 | 553 | 926 | 928 | 1 333 | 17 790 | 3 571 | |

Table 16.—TYPE OF FUEL AND SELECTED EQUIPMENT, FOR SMSA's, CONSTITUENT COUNTIES, PLACES OF 50,000 INHABITANTS OR MORE, URBAN BALANCE, RURAL TOTAL, AND URBANIZED AREAS: 1960—Con.

(Based on sample; see text. "U" denotes an unincorporated place)

Heating Fuel
Water Heat. Fuel
Cooking Fuel
Clothes Washing
Machine
Clothes Dryer
Home Food Freezer
Telephone Avail.
Automobiles Avail.
Air Conditioning
Television Sets
Radio Sets

| SUBJECT | STANDARD METROPOLITAN STATISTICAL AREAS--CON. | | | | | | | |
|---------------------------------------|---|--------|------------------|--------|----------------------------|-----------------|------------------|--------|
| | THE AREA GENESEE COUNTY | FLINT | | | GRAND RAPIDS | | | |
| | | FLINT | URBAN BALANCE | RURAL | THE AREA KENT COUNTY | GRAND RAPIDS | URBAN BALANCE | RURAL |
| ALL OCCUPIED UNITS | 105 188 | 58 592 | 24 824 | 21 772 | 105 765 | 55 514 | 32 060 | 18 191 |
| HEATING FUEL | | | | | | | | |
| UTILITY GAS. | 39 978 | 32 014 | 6 229 | 1 735 | 73 210 | 45 783 | 24 032 | 3 395 |
| FUEL OIL, KEROSENE, ETC. | 52 637 | 19 892 | 16 281 | 16 464 | 20 649 | 4 171 | 5 921 | 10 557 |
| COAL OR COKE | 9 823 | 5 553 | 1 634 | 2 636 | 9 208 | 4 340 | 1 599 | 3 269 |
| ELECTRICITY. | 199 | 100 | 53 | 36 | 243 | 63 | 98 | 82 |
| BOTTLED, TANK, OR LP GAS | 1 974 | 868 | 482 | 624 | 1 556 | 875 | 352 | 329 |
| OTHER FUEL | 536 | 144 | 115 | 277 | 899 | 282 | 58 | 559 |
| NONE | 41 | 21 | 20 | ... | ... | ... | ... | ... |
| WATER HEATING FUEL | | | | | | | | |
| UTILITY GAS. | 59 164 | 48 635 | 8 594 | 1 935 | 80 377 | 51 457 | 25 833 | 3 087 |
| ELECTRICITY. | 29 908 | 5 445 | 11 288 | 13 175 | 16 541 | 1 478 | 4 579 | 10 484 |
| COAL OR COKE | 462 | 188 | 137 | 137 | 477 | 294 | 59 | 124 |
| BOTTLED, TANK, OR LP GAS | 7 720 | 2 578 | 2 148 | 2 994 | 3 988 | 1 426 | 742 | 1 820 |
| FUEL OIL, KEROSENE, ETC. | 3 786 | 750 | 1 253 | 1 783 | 1 419 | 137 | 211 | 1 071 |
| OTHER FUEL | 179 | 82 | 33 | 64 | 126 | 17 | 18 | 91 |
| NONE | 3 969 | 914 | 1 371 | 1 684 | 2 837 | 705 | 618 | 1 514 |
| COOKING FUEL | | | | | | | | |
| UTILITY GAS. | 43 234 | 35 996 | 6 131 | 1 107 | 68 719 | 46 401 | 19 990 | 2 328 |
| ELECTRICITY. | 47 886 | 19 240 | 13 749 | 14 897 | 29 841 | 7 499 | 10 058 | 12 284 |
| BOTTLED, TANK, OR LP GAS | 13 200 | 2 772 | 4 868 | 5 560 | 6 380 | 1 249 | 1 895 | 3 236 |
| FUEL OIL, KEROSENE, ETC. | 261 | 111 | 43 | 107 | 307 | 99 | 78 | 130 |
| COAL OR COKE | 141 | 82 | ... | 59 | 183 | 83 | 39 | 61 |
| OTHER FUEL | 115 | 40 | 33 | 42 | 145 | 17 | ... | 128 |
| NONE | 351 | 351 | ... | ... | 190 | 166 | ... | 24 |
| CLOTHES WASHING MACHINE | | | | | | | | |
| WRINGER OR SPINNER | 44 781 | 23 328 | 10 908 | 10 545 | 44 122 | 22 801 | 11 740 | 9 581 |
| AUTOMATIC OR SEMI-AUTOMATIC | 43 082 | 24 187 | 10 281 | 8 614 | 41 385 | 19 246 | 15 944 | 6 195 |
| WASHER-DRYER COMBINATION | 2 357 | 1 055 | 650 | 652 | 2 116 | 951 | 648 | 517 |
| NONE | 14 968 | 10 022 | 2 985 | 1 961 | 18 142 | 12 516 | 3 728 | 1 898 |
| CLOTHES DRYER | | | | | | | | |
| GAS HEATED | 12 792 | 9 645 | 2 153 | 994 | 27 479 | 14 024 | 11 544 | 1 911 |
| ELECTRICALLY HEATED. | 23 603 | 8 968 | 7 344 | 7 291 | 15 949 | 3 877 | 6 081 | 5 991 |
| NONE | 68 793 | 39 979 | 15 327 | 13 487 | 62 337 | 37 613 | 14 435 | 10 289 |
| HOME FOOD FREEZER | | | | | | | | |
| 1 OR MORE. | 20 300 | 8 047 | 5 162 | 7 091 | 21 663 | 6 117 | 7 995 | 7 551 |
| NONE | 84 888 | 50 545 | 19 662 | 14 681 | 84 102 | 49 397 | 24 065 | 10 640 |
| TELEPHONE AVAILABLE | | | | | | | | |
| YES. | 90 996 | 50 826 | 21 939 | 18 231 | 97 048 | 49 855 | 30 715 | 16 478 |
| NO | 14 192 | 7 766 | 2 885 | 3 541 | 8 717 | 5 659 | 1 345 | 1 713 |
| AUTOMOBILES AVAILABLE | | | | | | | | |
| 1. | 68 786 | 38 753 | 16 395 | 13 638 | 63 910 | 32 981 | 20 195 | 10 734 |
| 2. | 22 699 | 9 979 | 6 140 | 6 580 | 24 424 | 9 423 | 9 300 | 5 701 |
| 3 OR MORE. | 2 350 | 1 167 | 592 | 591 | 3 045 | 1 236 | 1 011 | 798 |
| NONE | 11 353 | 8 693 | 1 697 | 963 | 14 386 | 11 874 | 1 554 | 958 |
| AIR CONDITIONING | | | | | | | | |
| ROOM UNIT: | | | | | | | | |
| 1. | 3 625 | 2 259 | 761 | 605 | 2 903 | 1 585 | 1 023 | 295 |
| 2 OR MORE. | 894 | 385 | 261 | 248 | 755 | 240 | 330 | 185 |
| CENTRAL SYSTEM | 930 | 674 | 148 | 108 | 692 | 284 | 285 | 123 |
| NONE | 99 739 | 55 274 | 23 654 | 20 811 | 101 415 | 53 405 | 30 422 | 17 588 |
| TELEVISION SETS | | | | | | | | |
| 1. | 89 199 | 48 917 | 21 706 | 18 576 | 82 716 | 43 233 | 25 284 | 14 199 |
| 2 OR MORE. | 9 870 | 5 649 | 2 149 | 2 072 | 13 303 | 6 054 | 5 017 | 2 232 |
| NONE | 6 119 | 4 026 | 969 | 1 124 | 9 746 | 6 227 | 1 759 | 1 760 |
| RADIO SETS | | | | | | | | |
| 1. | 60 214 | 32 937 | 14 992 | 12 285 | 51 915 | 27 935 | 14 364 | 9 616 |
| 2 OR MORE. | 37 685 | 21 577 | 8 103 | 8 005 | 48 550 | 24 199 | 16 735 | 7 616 |
| NONE | 7 289 | 4 078 | 1 729 | 1 482 | 5 300 | 3 380 | 961 | 959 |

Table 16.—TYPE OF FUEL AND SELECTED EQUIPMENT, FOR SMSA's, CONSTITUENT COUNTIES, PLACES OF 50,000 INHABITANTS OR MORE, URBAN BALANCE, RURAL TOTAL, AND URBANIZED AREAS: 1960—CON.

[Based on sample; see text. "U" denotes an unincorporated place]

Heating Fuel
Water Heat. Fuel
Cooking Fuel
Clothes Washing
Machine
Clothes Dryer
Home Food Freezer
Telephone Avail.
Automobiles Avail.
Air Conditioning
Television Sets
Radio Sets

| SUBJECT | STANDARD METROPOLITAN STATISTICAL AREAS--CON. | | | | | | | |
|--------------------------------------|---|---------|------------------|--------|---------------------------------|-----------|------------------|--------|
| | JACKSON | | | | KALAMAZOO | | | |
| | THE AREA JACKSON COUNTY | JACKSON | URBAN BALANCE | RURAL | THE AREA KALAMAZOO COUNTY | KALAMAZOO | URBAN BALANCE | RURAL |
| ALL OCCUPIED UNITS | 37 520 | 16 139 | 7 386 | 13 995 | 48 139 | 23 856 | 10 343 | 13 940 |
| HEATING FUEL | | | | | | | | |
| UTILITY GAS. | 13 071 | 8 960 | 3 359 | 752 | 17 352 | 11 479 | 3 879 | 1 994 |
| FUEL OIL, KEROSENE, ETC. | 16 845 | 3 887 | 3 339 | 9 619 | 24 766 | 9 281 | 5 715 | 9 770 |
| COAL OR COKE | 6 421 | 2 724 | 624 | 3 073 | 4 845 | 2 638 | 475 | 1 732 |
| ELECTRICITY. | 62 | 40 | 22 | ... | 130 | 47 | ... | 83 |
| BOTTLED, TANK, OR LP GAS | 689 | 391 | 20 | 278 | 559 | 321 | 102 | 136 |
| OTHER FUEL | 432 | 137 | 22 | 273 | 467 | 90 | 172 | 205 |
| NONE | ... | ... | ... | ... | 20 | ... | ... | 20 |
| WATER HEATING FUEL | | | | | | | | |
| UTILITY GAS. | 18 003 | 12 915 | 4 232 | 856 | 24 563 | 17 104 | 5 137 | 2 322 |
| ELECTRICITY. | 12 827 | 1 523 | 2 301 | 9 003 | 16 003 | 3 926 | 3 957 | 8 120 |
| COAL OR COKE | 265 | 171 | ... | 94 | 524 | 463 | 20 | 41 |
| BOTTLED, TANK, OR LP GAS | 2 400 | 674 | 172 | 1 554 | 3 250 | 1 029 | 520 | 1 701 |
| FUEL OIL, KEROSENE, ETC. | 941 | 284 | 170 | 487 | 1 843 | 704 | 330 | 809 |
| OTHER FUEL | 77 | 57 | 20 | ... | 131 | 90 | 19 | 22 |
| NONE | 3 007 | 515 | 491 | 2 001 | 1 825 | 540 | 360 | 925 |
| COOKING FUEL | | | | | | | | |
| UTILITY GAS. | 15 408 | 10 997 | 3 732 | 679 | 18 979 | 14 198 | 3 006 | 1 775 |
| ELECTRICITY. | 15 315 | 4 110 | 2 917 | 8 288 | 23 332 | 8 489 | 6 233 | 8 610 |
| BOTTLED, TANK, OR LP GAS | 6 103 | 665 | 716 | 4 722 | 5 297 | 957 | 1 026 | 3 314 |
| FUEL OIL, KEROSENE, ETC. | 96 | 37 | ... | 59 | 222 | 42 | 78 | 102 |
| COAL OR COKE | 136 | ... | 21 | 115 | 62 | ... | ... | 62 |
| OTHER FUEL | 152 | 38 | ... | 114 | 187 | 110 | ... | 77 |
| NONE | 310 | 292 | ... | 18 | 60 | 60 | ... | ... |
| CLOTHES WASHING MACHINE | | | | | | | | |
| WRINGER OR SPINNER | 17 825 | 6 931 | 3 743 | 7 151 | 20 441 | 9 657 | 4 459 | 6 325 |
| AUTOMATIC OR SEMI-AUTOMATIC. | 12 067 | 4 797 | 2 512 | 4 758 | 16 436 | 7 359 | 4 283 | 4 794 |
| WASHER-DRYER COMBINATION | 555 | 265 | 79 | 211 | 1 348 | 547 | 279 | 522 |
| NONE | 7 073 | 4 146 | 1 052 | 1 875 | 9 914 | 6 293 | 1 322 | 2 299 |
| CLOTHES DRYER | | | | | | | | |
| GAS HEATED | 4 038 | 2 308 | 1 012 | 718 | 4 662 | 2 510 | 1 282 | 870 |
| ELECTRICALLY HEATED. | 7 751 | 1 760 | 1 770 | 4 221 | 11 192 | 4 174 | 2 939 | 4 079 |
| NONE | 25 731 | 12 071 | 4 604 | 9 056 | 32 285 | 17 172 | 6 122 | 8 991 |
| HOME FOOD FREEZER | | | | | | | | |
| 1 OR MORE. | 9 788 | 2 481 | 2 016 | 5 291 | 11 146 | 3 921 | 2 451 | 4 774 |
| NONE | 27 732 | 13 658 | 5 370 | 8 704 | 36 993 | 19 935 | 7 892 | 9 166 |
| TELEPHONE AVAILABLE | | | | | | | | |
| YES. | 33 294 | 14 541 | 6 836 | 11 917 | 43 932 | 21 388 | 9 855 | 12 689 |
| NO | 4 226 | 1 598 | 550 | 2 078 | 4 207 | 2 468 | 488 | 1 251 |
| AUTOMOBILES AVAILABLE | | | | | | | | |
| 1. | 23 561 | 9 847 | 4 837 | 8 877 | 29 169 | 14 212 | 6 637 | 8 320 |
| 2. | 8 864 | 2 948 | 1 946 | 3 970 | 12 228 | 4 928 | 2 971 | 4 329 |
| 3 OR MORE. | 829 | 319 | 184 | 326 | 1 646 | 651 | 302 | 713 |
| NONE | 4 266 | 3 025 | 419 | 822 | 5 096 | 4 085 | 433 | 578 |
| AIR CONDITIONING | | | | | | | | |
| ROOM UNIT: | | | | | | | | |
| 1. | 987 | 534 | 295 | 158 | 1 468 | 895 | 334 | 239 |
| 2 OR MORE. | 239 | 158 | 42 | 39 | 335 | 113 | 59 | 163 |
| CENTRAL SYSTEM | 361 | 115 | 192 | 54 | 530 | 293 | 118 | 119 |
| NONE | 35 933 | 15 332 | 6 857 | 13 744 | 45 806 | 22 555 | 9 832 | 13 419 |
| TELEVISION SETS | | | | | | | | |
| 1. | 31 481 | 13 344 | 6 188 | 11 949 | 37 800 | 18 538 | 8 206 | 11 056 |
| 2 OR MORE. | 3 572 | 1 254 | 911 | 1 407 | 6 516 | 2 684 | 1 803 | 2 029 |
| NONE | 2 467 | 1 541 | 287 | 639 | 3 823 | 2 634 | 334 | 855 |
| RADIO SETS | | | | | | | | |
| 1. | 18 983 | 7 808 | 3 573 | 7 602 | 23 651 | 11 918 | 4 676 | 7 057 |
| 2 OR MORE. | 16 178 | 7 164 | 3 388 | 5 626 | 21 732 | 10 323 | 5 161 | 6 248 |
| NONE | 2 359 | 1 167 | 425 | 767 | 2 756 | 1 615 | 506 | 635 |

Table 16.—TYPE OF FUEL AND SELECTED EQUIPMENT, FOR SMSA'S, CONSTITUENT COUNTIES, PLACES OF 50,000 INHABITANTS OR MORE, URBAN BALANCE, RURAL TOTAL, AND URBANIZED AREAS: 1960—CON.
[Based on sample; see text. "U" denotes an unincorporated place]

Heating Fuel
Water Heat. Fuel
Cooking Fuel
Clothes Washing
Machine
Clothes Dryer
Home Food Freezer
Telephone Avail.
Automobiles Avail.
Air Conditioning
Television Sets
Radio Sets

| SUBJECT | STANDARD METROPOLITAN STATISTICAL AREAS—CON. | | | | | | | | | |
|---------------------------------------|--|---------|--------|--------|---------|---------------|--------|---------------------------|--------|--------|
| | THE AREA | LANSING | | | LANSING | URBAN BALANCE | RURAL | MUSKEGON—MUSKEGON HEIGHTS | | |
| | | CLINTON | EATON | INGHAM | | | | THE AREA MUSKEGON COUNTY | URBAN | RURAL |
| ALL OCCUPIED UNITS | 85 117 | 10 328 | 14 181 | 60 608 | 33 558 | 25 151 | 26 408 | 42 426 | 29 565 | 12 861 |
| HEATING FUEL | | | | | | | | | | |
| UTILITY GAS | 35 192 | 1 202 | 4 302 | 29 688 | 19 038 | 12 692 | 3 462 | 25 963 | 22 108 | 3 855 |
| FUEL OIL, KEROSENE, ETC. | 35 009 | 6 539 | 6 391 | 22 079 | 10 072 | 9 375 | 15 562 | 10 713 | 4 046 | 6 667 |
| COAL OR COKE | 11 897 | 1 854 | 2 843 | 7 200 | 3 525 | 2 538 | 5 834 | 4 597 | 2 884 | 1 673 |
| ELECTRICITY | 324 | 61 | 58 | 205 | 126 | 86 | 112 | 79 | 79 | ... |
| BOTTLED, TANK, OR LP GAS | 1 244 | 395 | 223 | 626 | 329 | 155 | 760 | 694 | 425 | 269 |
| OTHER FUEL | 1 436 | 277 | 364 | 795 | 453 | 305 | 678 | 420 | 23 | 397 |
| NONE | 15 | ... | ... | 15 | 15 | ... | ... | ... | ... | ... |
| WATER HEATING FUEL | | | | | | | | | | |
| UTILITY GAS | 44 974 | 1 675 | 5 253 | 38 046 | 25 578 | 15 642 | 3 754 | 29 100 | 25 491 | 3 609 |
| ELECTRICITY | 27 826 | 5 953 | 6 137 | 15 736 | 6 019 | 6 282 | 15 525 | 7 371 | 2 162 | 5 209 |
| COAL OR COKE | 1 186 | 38 | 194 | 954 | 173 | 776 | 237 | 398 | 244 | 154 |
| BOTTLED, TANK, OR LP GAS | 3 939 | 1 218 | 721 | 2 000 | 691 | 883 | 2 365 | 2 221 | 641 | 1 580 |
| FUEL OIL, KEROSENE, ETC. | 2 305 | 516 | 457 | 1 332 | 559 | 504 | 1 242 | 700 | 168 | 532 |
| OTHER FUEL | 356 | 59 | 20 | 277 | 129 | 149 | 78 | 92 | 58 | 34 |
| NONE | 4 531 | 869 | 1 399 | 2 263 | 409 | 915 | 3 207 | 2 544 | 801 | 1 743 |
| COOKING FUEL | | | | | | | | | | |
| UTILITY GAS | 28 437 | 935 | 3 991 | 23 511 | 15 985 | 9 828 | 2 624 | 22 807 | 20 220 | 2 587 |
| ELECTRICITY | 48 498 | 7 461 | 8 098 | 32 939 | 16 553 | 13 702 | 18 243 | 15 055 | 8 128 | 6 927 |
| BOTTLED, TANK, OR LP GAS | 7 167 | 1 675 | 1 896 | 3 596 | 654 | 1 505 | 5 008 | 3 947 | 933 | 3 014 |
| FUEL OIL, KEROSENE, ETC. | 106 | 20 | ... | 86 | 29 | 19 | 58 | 173 | ... | 173 |
| COAL OR COKE | 155 | 78 | 58 | 19 | ... | 38 | 117 | 133 | 114 | 19 |
| OTHER FUEL | 349 | 139 | 100 | 110 | 31 | 19 | 299 | 201 | 60 | 141 |
| NONE | 405 | 20 | 38 | 347 | 306 | 40 | 59 | 110 | 110 | ... |
| CLOTHES WASHING MACHINE | | | | | | | | | | |
| WRINGER OR SPINNER | 31 587 | 5 278 | 6 837 | 19 472 | 10 696 | 7 059 | 13 832 | 18 383 | 12 462 | 5 921 |
| AUTOMATIC OR SEMI-AUTOMATIC | 35 114 | 3 719 | 5 632 | 25 763 | 14 707 | 11 083 | 9 324 | 16 572 | 11 743 | 4 829 |
| WASHER-DRYER COMBINATION | 2 178 | 244 | 260 | 1 674 | 949 | 702 | 527 | 1 106 | 738 | 368 |
| NONE | 16 238 | 1 087 | 1 452 | 13 699 | 7 206 | 6 307 | 2 725 | 6 365 | 4 622 | 1 743 |
| CLOTHES DRYER | | | | | | | | | | |
| GAS HEATED | 8 482 | 530 | 1 295 | 6 657 | 4 110 | 2 854 | 1 518 | 8 462 | 6 878 | 1 584 |
| ELECTRICALLY HEATED | 23 054 | 3 564 | 4 693 | 14 797 | 7 589 | 6 619 | 8 846 | 8 254 | 4 441 | 3 813 |
| NONE | 53 581 | 6 234 | 8 193 | 39 154 | 21 859 | 15 678 | 16 044 | 25 710 | 18 246 | 7 464 |
| HOME FOOD FREEZER | | | | | | | | | | |
| 1 OR MORE | 21 165 | 3 896 | 4 806 | 12 463 | 5 199 | 5 430 | 10 536 | 10 296 | 5 972 | 4 324 |
| NONE | 63 952 | 6 432 | 9 375 | 48 145 | 28 359 | 19 721 | 15 872 | 32 130 | 23 593 | 8 537 |
| TELEPHONE AVAILABLE | | | | | | | | | | |
| YES | 76 997 | 8 321 | 12 594 | 56 082 | 31 279 | 23 393 | 22 325 | 34 133 | 24 376 | 9 757 |
| NO | 8 120 | 2 007 | 1 587 | 4 526 | 2 279 | 1 758 | 4 083 | 8 293 | 5 189 | 3 104 |
| AUTOMOBILES AVAILABLE | | | | | | | | | | |
| 1 | 55 226 | 7 075 | 8 917 | 39 234 | 21 440 | 16 506 | 17 280 | 26 024 | 18 314 | 7 710 |
| 2 | 18 873 | 2 416 | 3 509 | 12 948 | 6 131 | 5 874 | 6 868 | 9 959 | 5 799 | 4 160 |
| 3 OR MORE | 2 314 | 339 | 311 | 1 664 | 809 | 796 | 709 | 1 126 | 717 | 409 |
| NONE | 8 704 | 498 | 1 444 | 6 762 | 5 178 | 1 975 | 1 551 | 5 317 | 4 735 | 582 |
| AIR CONDITIONING | | | | | | | | | | |
| ROOM UNIT: | | | | | | | | | | |
| 1 | 2 964 | 218 | 377 | 2 369 | 1 197 | 1 175 | 592 | 834 | 603 | 231 |
| 2 OR MORE | 546 | ... | 97 | 449 | 180 | 253 | 113 | 176 | 157 | 19 |
| CENTRAL SYSTEM | 836 | 62 | 159 | 615 | 292 | 371 | 173 | 329 | 282 | 47 |
| NONE | 80 771 | 10 048 | 13 548 | 57 175 | 31 889 | 23 352 | 25 530 | 41 087 | 28 523 | 12 564 |
| TELEVISION SETS | | | | | | | | | | |
| 1 | 68 873 | 8 912 | 11 790 | 48 171 | 26 837 | 19 399 | 22 637 | 36 195 | 25 056 | 11 139 |
| 2 OR MORE | 9 717 | 798 | 1 460 | 7 459 | 4 198 | 3 329 | 2 190 | 2 899 | 2 081 | 818 |
| NONE | 6 527 | 618 | 931 | 4 978 | 2 523 | 2 423 | 1 581 | 3 332 | 2 428 | 904 |
| RADIO SETS | | | | | | | | | | |
| 1 | 43 207 | 5 739 | 7 342 | 30 126 | 16 958 | 11 962 | 14 287 | 22 649 | 15 446 | 7 203 |
| 2 OR MORE | 36 756 | 4 114 | 5 894 | 26 748 | 14 545 | 12 069 | 10 142 | 17 336 | 12 704 | 4 632 |
| NONE | 5 154 | 475 | 945 | 3 734 | 2 055 | 1 120 | 1 979 | 2 441 | 1 415 | 1 026 |

Table 16.—TYPE OF FUEL AND SELECTED EQUIPMENT, FOR SMSA'S, CONSTITUENT COUNTIES, PLACES OF 50,000 INHABITANTS OR MORE, URBAN BALANCE, RURAL TOTAL, AND URBANIZED AREAS: 1960—Con.

[Based on sample; see text. "U" denotes an unincorporated place]

Heating Fuel
Water Heat. Fuel
Cooking Fuel
Clothes Washing
Machine
Clothes Dryer
Home Food Freezer
Telephone Avail.
Automobiles Avail.
Air Conditioning
Television Sets
Radio Sets

| SUBJECT | STANDARD METROPOLITAN STATISTICAL AREAS--CON. | | | | URBANIZED AREAS | | |
|---------------------------------------|---|---------|------------------|--------|-----------------|----------|-----------|
| | THE AREA SAGINAW COUNTY | SAGINAW | | | ANN ARBOR | BAY CITY | DETROIT |
| | | SAGINAW | URBAN BALANCE | RURAL | | | |
| ALL OCCUPIED UNITS | 52 870 | 28 563 | 8 882 | 15 425 | 32 652 | 21 301 | 1 022 001 |
| HEATING FUEL | | | | | | | |
| UTILITY GAS. | 20 160 | 15 952 | 3 097 | 1 111 | 21 142 | 11 298 | 638 465 |
| FUEL OIL, KEROSENE, ETC. | 24 356 | 8 187 | 5 030 | 11 139 | 9 217 | 6 568 | 223 802 |
| COAL OR COKE | 6 806 | 3 700 | 644 | 2 462 | 1 709 | 3 208 | 141 719 |
| ELECTRICITY. | 124 | 80 | ... | 44 | 24 | 22 | 2 015 |
| BOTTLED, TANK, OR LP GAS | 718 | 396 | 62 | 260 | 475 | 166 | 11 016 |
| OTHER FUEL | 706 | 248 | 49 | 409 | 85 | 39 | 4 740 |
| NONE | ... | ... | ... | ... | ... | ... | 258 |
| WATER HEATING FUEL | | | | | | | |
| UTILITY GAS. | 30 170 | 24 590 | 4 115 | 1 465 | 24 349 | 17 309 | 835 050 |
| ELECTRICITY. | 14 293 | 1 728 | 3 328 | 9 237 | 5 123 | 2 066 | 82 021 |
| COAL OR COKE | 328 | 202 | 34 | 92 | 523 | 146 | 45 015 |
| BOTTLED, TANK, OR LP GAS | 2 712 | 784 | 377 | 1 551 | 1 083 | 422 | 26 105 |
| FUEL OIL, KEROSENE, ETC. | 1 220 | 390 | 305 | 525 | 1 185 | 358 | 23 640 |
| OTHER FUEL | 96 | 20 | 19 | 57 | 88 | 22 | 3 053 |
| NONE | 4 051 | 849 | 704 | 2 498 | 301 | 978 | 7 131 |
| COOKING FUEL | | | | | | | |
| UTILITY GAS. | 25 048 | 21 581 | 2 705 | 762 | 15 797 | 15 406 | 680 824 |
| ELECTRICITY. | 19 928 | 5 472 | 5 009 | 9 447 | 15 017 | 4 300 | 300 971 |
| BOTTLED, TANK, OR LP GAS | 6 894 | 993 | 1 129 | 4 772 | 1 379 | 1 324 | 29 222 |
| FUEL OIL, KEROSENE, ETC. | 182 | 115 | 13 | 54 | 149 | 147 | 2 287 |
| COAL OR COKE | 313 | 188 | 13 | 112 | ... | 83 | 2 616 |
| OTHER FUEL | 368 | 90 | ... | 278 | 20 | 20 | 1 769 |
| NONE | 137 | 124 | 13 | ... | 290 | 21 | 4 326 |
| CLOTHES WASHING MACHINE | | | | | | | |
| WRINGER OR SPINNER | 23 224 | 11 590 | 3 004 | 8 630 | 7 359 | 8 563 | 372 850 |
| AUTOMATIC OR SEMI-AUTOMATIC | 20 248 | 10 597 | 4 764 | 4 887 | 13 446 | 8 864 | 468 546 |
| WASHER-DRYER COMBINATION | 1 793 | 1 140 | 420 | 233 | 754 | 458 | 17 595 |
| NONE | 7 605 | 5 236 | 694 | 1 675 | 11 093 | 3 416 | 163 024 |
| CLOTHES DRYER | | | | | | | |
| GAS HEATED | 6 669 | 4 659 | 1 350 | 660 | 4 541 | 3 020 | 197 739 |
| ELECTRICALLY HEATED. | 12 086 | 3 718 | 3 006 | 5 362 | 5 282 | 4 304 | 122 055 |
| NONE | 34 115 | 20 186 | 4 526 | 9 403 | 22 829 | 13 977 | 702 221 |
| HOME FOOD FREEZER | | | | | | | |
| 1 OR MORE. | 11 467 | 3 409 | 2 149 | 5 909 | 4 036 | 3 525 | 113 043 |
| NONE | 41 403 | 25 154 | 6 733 | 9 516 | 28 616 | 17 776 | 908 972 |
| TELEPHONE AVAILABLE | | | | | | | |
| YES. | 46 073 | 25 481 | 8 079 | 12 513 | 29 715 | 19 055 | 899 761 |
| NO | 6 797 | 3 082 | 803 | 2 912 | 2 937 | 2 246 | 122 240 |
| AUTOMOBILES AVAILABLE | | | | | | | |
| 1. | 33 321 | 18 002 | 5 251 | 10 068 | 20 324 | 13 354 | 588 616 |
| 2. | 11 311 | 4 456 | 2 879 | 3 976 | 6 745 | 4 535 | 223 694 |
| 3 OR MORE. | 1 313 | 656 | 202 | 455 | 999 | 555 | 26 570 |
| NONE | 6 925 | 5 449 | 550 | 926 | 4 584 | 2 857 | 183 093 |
| AIR CONDITIONING | | | | | | | |
| ROOM UNIT: | | | | | | | |
| 1. | 2 119 | 1 273 | 228 | 618 | 1 871 | 409 | 50 207 |
| 2 OR MORE. | 406 | 163 | 84 | 159 | 478 | 161 | 10 634 |
| CENTRAL SYSTEM | 503 | 163 | 217 | 123 | 241 | 286 | 8 814 |
| NONE | 49 842 | 26 964 | 8 353 | 14 525 | 30 062 | 20 445 | 952 360 |
| TELEVISION SETS | | | | | | | |
| 1. | 44 021 | 23 741 | 7 278 | 13 002 | 23 776 | 17 770 | 792 752 |
| 2 OR MORE. | 5 448 | 2 791 | 1 215 | 1 442 | 3 456 | 2 073 | 171 317 |
| NONE | 3 401 | 2 031 | 389 | 981 | 5 420 | 1 458 | 57 946 |
| RADIO SETS | | | | | | | |
| 1. | 29 781 | 16 259 | 4 574 | 8 948 | 16 139 | 12 909 | 516 205 |
| 2 OR MORE. | 18 634 | 9 700 | 3 704 | 5 230 | 14 016 | 7 049 | 441 887 |
| NONE | 4 455 | 2 604 | 604 | 1 247 | 2 497 | 1 343 | 63 923 |

Table 16.—TYPE OF FUEL AND SELECTED EQUIPMENT, FOR SMSA'S, CONSTITUENT COUNTIES, PLACES OF 50,000 INHABITANTS OR MORE, URBAN BALANCE, RURAL TOTAL, AND URBANIZED AREAS: 1960—CON.

[Based on sample; see text. "U" denotes an unincorporated place]

Heating Fuel
Water Heat. Fuel
Cooking Fuel
Clothes Washing
Machine
Clothes Dryer
Home Food Freezer
Telephone Avail.
Automobiles Avail.
Air Conditioning
Television Sets
Radio Sets

| SUBJECT | URBANIZED AREAS--CON. | | | | | | |
|--------------------------------------|-----------------------|--------------|---------|-----------|---------|---------------------------|---------|
| | FLINT | GRAND RAPIDS | JACKSON | KALAMAZOO | LANSING | MUSKEGON-MUSKEGON HEIGHTS | SAGINAW |
| ALL OCCUPIED UNITS | 79 618 | 86 828 | 22 142 | 33 186 | 49 208 | 28 166 | 36 668 |
| HEATING FUEL | | | | | | | |
| UTILITY GAS. | 36 030 | 69 729 | 11 667 | 15 120 | 26 948 | 21 390 | 19 049 |
| FUEL OIL; KEROSENE, ETC. | 34 779 | 9 527 | 6 593 | 14 264 | 15 947 | 3 612 | 12 540 |
| COAL OR COKE | 7 095 | 5 883 | 3 250 | 3 113 | 4 984 | 2 697 | 4 244 |
| ELECTRICITY. | 143 | 123 | 62 | 47 | 191 | 61 | 80 |
| BOTTLED, TANK, OR LP GAS | 1 309 | 1 226 | 411 | 380 | 465 | 383 | 458 |
| OTHER FUEL | 221 | 340 | 159 | 262 | 658 | 23 | 297 |
| NONE | 41 | ... | ... | ... | 15 | ... | ... |
| WATER HEATING FUEL | | | | | | | |
| UTILITY GAS. | 54 475 | 76 892 | 16 275 | 21 982 | 34 670 | 24 955 | 28 705 |
| ELECTRICITY. | 16 054 | 5 788 | 3 509 | 7 408 | 10 386 | 1 620 | 4 354 |
| COAL OR COKE | 325 | 353 | 171 | 483 | 894 | 202 | 236 |
| BOTTLED, TANK, OR LP GAS | 4 538 | 2 108 | 797 | 1 420 | 1 138 | 581 | 1 136 |
| FUEL OIL; KEROSENE, ETC. | 1 847 | 348 | 404 | 970 | 931 | 76 | 645 |
| OTHER FUEL | 115 | 35 | 77 | 109 | 259 | 58 | 39 |
| NONE | 2 264 | 1 304 | 909 | 814 | 930 | 674 | 1 553 |
| COOKING FUEL | | | | | | | |
| UTILITY GAS. | 40 510 | 66 157 | 13 880 | 17 074 | 21 353 | 19 882 | 24 286 |
| ELECTRICITY. | 30 990 | 17 221 | 6 615 | 14 032 | 25 838 | 7 275 | 9 854 |
| BOTTLED, TANK, OR LP GAS | 7 458 | 2 968 | 1 259 | 1 790 | 1 592 | 746 | 1 972 |
| FUEL OIL; KEROSENE, ETC. | 154 | 177 | 37 | 120 | 48 | ... | 128 |
| COAL OR COKE | 82 | 122 | 21 | ... | ... | 114 | 201 |
| OTHER FUEL | 73 | 17 | 38 | 110 | 50 | 39 | 90 |
| NONE | 351 | 166 | 292 | 60 | 327 | 110 | 137 |
| CLOTHES WASHING MACHINE | | | | | | | |
| WRINGER OR SPINNER | 33 157 | 34 335 | 9 824 | 13 639 | 14 029 | 11 653 | 14 244 |
| AUTOMATIC OR SEMI-AUTOMATIC. | 32 386 | 34 887 | 6 898 | 11 320 | 21 857 | 11 318 | 15 009 |
| WASHER-DRYER COMBINATION | 1 528 | 1 519 | 344 | 804 | 1 422 | 738 | 1 510 |
| NONE | 12 547 | 16 087 | 5 076 | 7 423 | 11 900 | 4 457 | 5 905 |
| CLOTHES DRYER | | | | | | | |
| GAS HEATED | 11 240 | 25 401 | 3 128 | 3 749 | 5 669 | 6 797 | 6 009 |
| ELECTRICALLY HEATED. | 15 145 | 9 938 | 3 166 | 6 786 | 11 802 | 4 099 | 6 524 |
| NONE | 53 233 | 51 489 | 15 848 | 22 651 | 31 737 | 17 270 | 24 135 |
| HOME FOOD FREEZER | | | | | | | |
| 1 OR MORE. | 12 187 | 13 709 | 3 987 | 6 175 | 8 414 | 5 537 | 5 358 |
| NONE | 67 431 | 73 119 | 18 155 | 27 011 | 40 794 | 22 629 | 31 310 |
| TELEPHONE AVAILABLE | | | | | | | |
| YES. | 69 306 | 79 943 | 20 178 | 30 297 | 46 117 | 23 264 | 32 942 |
| NO | 10 312 | 6 885 | 1 964 | 2 889 | 3 091 | 4 902 | 3 726 |
| AUTOMOBILES AVAILABLE | | | | | | | |
| 1. | 52 794 | 52 633 | 13 759 | 20 118 | 31 686 | 17 401 | 22 726 |
| 2. | 15 075 | 18 596 | 4 508 | 7 617 | 10 208 | 5 493 | 7 160 |
| 3 OR MORE. | 1 703 | 2 287 | 479 | 933 | 1 393 | 676 | 858 |
| NONE | 10 046 | 13 312 | 3 396 | 4 518 | 5 921 | 4 596 | 5 924 |
| AIR CONDITIONING | | | | | | | |
| ROOM UNIT: | | | | | | | |
| 1. | 2 925 | 2 528 | 781 | 1 207 | 2 021 | 603 | 1 476 |
| 2 OR MORE. | 566 | 530 | 200 | 172 | 395 | 157 | 247 |
| CENTRAL SYSTEM | 786 | 570 | 282 | 411 | 516 | 225 | 380 |
| NONE | 75 341 | 83 200 | 20 879 | 31 396 | 46 276 | 27 181 | 34 565 |
| TELEVISION SETS | | | | | | | |
| 1. | 67 524 | 67 890 | 18 366 | 25 903 | 38 582 | 23 891 | 30 367 |
| 2 OR MORE. | 7 237 | 10 989 | 2 020 | 4 315 | 6 552 | 1 944 | 3 906 |
| NONE | 4 857 | 7 949 | 1 756 | 2 968 | 4 074 | 2 331 | 2 395 |
| RADIO SETS | | | | | | | |
| 1. | 46 074 | 42 012 | 10 555 | 15 991 | 23 826 | 14 736 | 20 432 |
| 2 OR MORE. | 27 942 | 40 554 | 10 116 | 15 117 | 22 649 | 12 093 | 13 053 |
| NONE | 5 602 | 4 262 | 1 471 | 2 078 | 2 733 | 1 337 | 3 183 |

Table 17.—FINANCIAL CHARACTERISTICS AND DURATION OF VACANCY, FOR SMSA's, CONSTITUENT COUNTIES, PLACES OF 50,000 INHABITANTS OR MORE, URBAN BALANCE, RURAL TOTAL, AND URBANIZED AREAS: 1960

Value Gross Rent Contract Rent Duration of Vacancy

[Some data based on sample; median not shown where base is insufficient; see text. "U" denotes an unincorporated place. Plus (+) or minus (-) after number indicates median above or below that number]

| SUBJECT | STANDARD METROPOLITAN STATISTICAL AREAS | | | | | | | |
|--|---|-----------|------------------|--------|---------------------------|----------|------------------|--------|
| | THE AREA WASHTENAW COUNTY | ANN ARBOR | | | BAY CITY | | | |
| | | ANN ARBOR | URBAN BALANCE | RURAL | THE AREA BAY COUNTY | BAY CITY | URBAN BALANCE | RURAL |
| VALUE | | | | | | | | |
| OWNER OCCUPIED | 24 507 | 9 145 | 9 449 | 5 913 | 19 433 | 10 633 | 4 351 | 4 449 |
| LESS THAN \$5,000 | 435 | 11 | 191 | 233 | 2 239 | 1 270 | 355 | 614 |
| \$5,000 TO \$7,400 | 960 | 90 | 477 | 393 | 3 358 | 2 210 | 509 | 639 |
| \$7,500 TO \$9,900 | 2 073 | 311 | 989 | 773 | 3 745 | 2 490 | 641 | 614 |
| \$10,000 TO \$12,400 | 4 196 | 781 | 2 428 | 987 | 3 312 | 1 901 | 682 | 729 |
| \$12,500 TO \$14,900 | 4 482 | 1 372 | 2 253 | 857 | 2 315 | 1 207 | 642 | 466 |
| \$15,000 TO \$17,400 | 3 896 | 1 682 | 1 466 | 748 | 1 723 | 656 | 525 | 542 |
| \$17,500 TO \$19,900 | 2 444 | 1 290 | 704 | 450 | 964 | 306 | 344 | 314 |
| \$20,000 TO \$24,900 | 2 763 | 1 577 | 580 | 606 | 938 | 293 | 383 | 262 |
| \$25,000 TO \$34,900 | 1 993 | 1 223 | 261 | 509 | 539 | 166 | 198 | 175 |
| \$35,000 OR MORE | 1 265 | 808 | 100 | 357 | 300 | 134 | 72 | 94 |
| MEDIAN DOLLARS | 15 100 | 18 100 | 13 200 | 14 200 | 10 300 | 9 300 | 12 500 | 11 200 |
| VACANT AVAILABLE FOR SALE | | | | | | | | |
| LESS THAN \$5,000 | 496 | 178 | 226 | 92 | 253 | 121 | 60 | 72 |
| \$5,000 TO \$9,900 | 44 | 8 | 16 | 20 | 88 | 59 | 8 | 21 |
| \$10,000 TO \$14,900 | 229 | 42 | 140 | 47 | 47 | 22 | 10 | 15 |
| \$15,000 TO \$19,900 | 131 | 59 | 53 | 19 | 50 | 11 | 23 | 16 |
| \$20,000 TO \$24,900 | 43 | 26 | 14 | 3 | 5 | 1 | 4 | ... |
| \$25,000 OR MORE | 49 | 43 | 3 | 3 | 15 | 8 | 4 | 3 |
| MEDIAN PRICE ASKED DOLLARS | 14 500 | 18 300 | 13 700 | ... | 9 500 | 8 400 | ... | ... |
| GROSS RENT | | | | | | | | |
| RENTER OCCUPIED | 16 684 | 9 601 | 4 416 | 2 667 | 5 616 | 4 153 | 610 | 853 |
| LESS THAN \$20 | 32 | 21 | 4 | 7 | 35 | 12 | 8 | 15 |
| \$20 TO \$29 | 99 | 57 | 25 | 17 | 81 | 58 | 3 | 20 |
| \$30 TO \$39 | 420 | 333 | 52 | 35 | 202 | 162 | 10 | 30 |
| \$40 TO \$49 | 655 | 387 | 163 | 105 | 488 | 368 | 45 | 75 |
| \$50 TO \$59 | 715 | 254 | 313 | 148 | 723 | 587 | 43 | 93 |
| \$60 TO \$69 | 1 217 | 455 | 452 | 310 | 1 030 | 857 | 66 | 107 |
| \$70 TO \$79 | 1 628 | 641 | 648 | 339 | 812 | 683 | 69 | 60 |
| \$80 TO \$99 | 4 663 | 2 669 | 1 316 | 678 | 1 037 | 735 | 162 | 140 |
| \$100 TO \$119 | 3 108 | 2 006 | 670 | 432 | 370 | 225 | 85 | 60 |
| \$120 TO \$149 | 2 202 | 1 558 | 403 | 241 | 235 | 164 | 41 | 30 |
| \$150 TO \$199 | 965 | 732 | 176 | 57 | 51 | 29 | 11 | 11 |
| \$200 OR MORE | 171 | 150 | 5 | 16 | 26 | ... | ... | ... |
| NO CASH RENT | 809 | 338 | 189 | 282 | 526 | 247 | 67 | 212 |
| MEDIAN DOLLARS | 94 | 99 | 86 | 87 | 70 | 69 | 83 | 68 |
| CONTRACT RENT | | | | | | | | |
| RENTER OCCUPIED | 16 684 | 9 601 | 4 416 | 2 667 | 5 616 | 4 153 | 610 | 853 |
| LESS THAN \$20 | 62 | 25 | 12 | 25 | 79 | 45 | 11 | 23 |
| \$20 TO \$29 | 214 | 97 | 33 | 84 | 261 | 119 | 27 | 115 |
| \$30 TO \$39 | 660 | 389 | 143 | 128 | 535 | 392 | 37 | 106 |
| \$40 TO \$59 | 2 337 | 749 | 880 | 708 | 1 979 | 1 541 | 192 | 246 |
| \$60 TO \$79 | 4 097 | 1 586 | 1 616 | 895 | 1 653 | 1 383 | 164 | 106 |
| \$80 TO \$99 | 4 349 | 2 989 | 994 | 366 | 364 | 267 | 63 | 34 |
| \$100 TO \$149 | 3 642 | 2 972 | 512 | 158 | 184 | 124 | 49 | 11 |
| \$150 OR MORE | 514 | 456 | 37 | 21 | 35 | 35 | ... | ... |
| NO CASH RENT | 809 | 338 | 189 | 282 | 526 | 247 | 67 | 212 |
| MEDIAN DOLLARS | 82 | 92 | 72 | 66 | 57 | 58 | 60 | 47 |
| VACANT AVAILABLE FOR RENT | | | | | | | | |
| LESS THAN \$30 | 1 199 | 595 | 455 | 149 | 336 | 283 | 12 | 41 |
| \$30 TO \$39 | 17 | 10 | 3 | 4 | 16 | 8 | ... | 8 |
| \$40 TO \$59 | 73 | 50 | 13 | 10 | 40 | 32 | 4 | 4 |
| \$60 TO \$79 | 212 | 43 | 133 | 36 | 126 | 100 | 4 | 22 |
| \$80 TO \$99 | 288 | 75 | 130 | 83 | 113 | 106 | ... | 7 |
| \$100 TO \$119 | 347 | 212 | 125 | 10 | 12 | 12 | ... | ... |
| \$120 OR MORE | 155 | 126 | 23 | 6 | 20 | 16 | 4 | ... |
| MEDIAN RENT ASKED (DOLLARS) | 107 | 79 | 28 | ... | 9 | 9 | ... | ... |
| VACANT AVAILABLE FOR RENT | 81 | 93 | 70 | ... | 58 | 60 | ... | ... |
| WITH ALL UTILITIES IN RENT | 71 | 84 | ... | ... | ... | ... | ... | ... |
| WITH SOME OR NO UTILITIES IN RENT | 83 | 97 | 79 | ... | ... | ... | ... | ... |
| DURATION OF VACANCY | | | | | | | | |
| VACANT AVAILABLE FOR SALE | 501 | 165 | 226 | 110 | 230 | 82 | 64 | 84 |
| LESS THAN 4 MONTHS | 239 | 104 | 100 | 35 | 103 | 46 | 30 | 27 |
| 4 UP TO 6 MONTHS | 70 | 31 | 25 | 14 | 22 | 4 | 8 | 10 |
| 6 MONTHS OR MORE | 192 | 30 | 101 | 61 | 105 | 32 | 26 | 47 |
| VACANT AVAILABLE FOR RENT | | | | | | | | |
| LESS THAN 1 MONTH | 1 335 | 654 | 455 | 226 | 361 | 298 | 12 | 51 |
| 1 UP TO 4 MONTHS | 311 | 164 | 117 | 30 | 128 | 111 | 4 | 13 |
| 4 UP TO 6 MONTHS | 599 | 308 | 204 | 87 | 125 | 112 | 4 | 9 |
| 6 MONTHS OR MORE | 151 | 89 | 47 | 15 | 34 | 31 | ... | 3 |
| MEDIAN MONTHS | 274 | 93 | 87 | 94 | 74 | 44 | 4 | 26 |

Table 17.—FINANCIAL CHARACTERISTICS AND DURATION OF VACANCY, FOR SMSA'S, CONSTITUENT COUNTIES, PLACES OF 50,000 INHABITANTS OR MORE, URBAN BALANCE, RURAL TOTAL, AND URBANIZED AREAS: 1960—Con.

Value
Gross Rent

Contract Rent
Duration of Vacancy

[Some data based on sample; median not shown where base is insufficient; see text. "U" denotes an unincorporated place. Plus (+) or minus (-) after number indicates median above or below that number]

| SUBJECT | STANDARD METROPOLITAN STATISTICAL AREAS--CON. | | | | | | |
|---|---|----------|---------|---------|----------|---------|--------------|
| | THE AREA | COUNTIES | | | PLACES | | |
| | | MACOMB | OAKLAND | WAYNE | DEARBORN | DETROIT | LINCOLN PARK |
| VALUE | | | | | | | |
| OWNER OCCUPIED | 704 083 | 86 630 | 149 516 | 467 937 | 24 609 | 261 384 | 12 227 |
| LESS THAN \$5,000 | 14 239 | 1 417 | 3 338 | 9 484 | 207 | 6 756 | 176 |
| \$5,000 TO \$7,400 | 50 691 | 4 511 | 10 158 | 36 022 | 576 | 26 114 | 502 |
| \$7,500 TO \$9,900 | 99 228 | 9 998 | 19 887 | 69 343 | 1 264 | 47 939 | 1 554 |
| \$10,000 TO \$12,400 | 145 148 | 16 343 | 27 848 | 100 957 | 3 538 | 61 253 | 4 747 |
| \$12,500 TO \$14,900 | 131 772 | 16 049 | 23 543 | 92 180 | 5 161 | 49 499 | 2 937 |
| \$15,000 TO \$17,400 | 102 984 | 16 423 | 17 079 | 69 482 | 4 435 | 34 392 | 1 585 |
| \$17,500 TO \$19,900 | 60 241 | 10 292 | 11 729 | 38 220 | 3 507 | 17 594 | 468 |
| \$20,000 TO \$24,900 | 48 286 | 7 570 | 13 328 | 27 388 | 3 317 | 11 133 | 218 |
| \$25,000 TO \$34,900 | 32 275 | 3 169 | 13 295 | 15 811 | 1 595 | 4 730 | 68 |
| \$35,000 OR MORE | 19 219 | 858 | 9 311 | 9 050 | 1 009 | 1 974 | 12 |
| MEDIAN DOLLARS | 13 300 | 14 200 | 13 900 | 13 000 | 15 900 | 12 000 | 12 000 |
| VACANT AVAILABLE FOR SALE | | | | | | | |
| LESS THAN \$5,000 | 11 208 | 1 925 | 2 843 | 6 440 | 143 | 2 839 | 179 |
| \$5,000 TO \$9,900 | 312 | 26 | 77 | 209 | 2 | 141 | 4 |
| \$10,000 TO \$14,900 | 2 245 | 250 | 625 | 1 370 | 13 | 925 | 25 |
| \$15,000 TO \$19,900 | 4 341 | 768 | 909 | 2 664 | 40 | 998 | 85 |
| \$20,000 TO \$24,900 | 2 325 | 634 | 448 | 1 243 | 44 | 360 | 65 |
| \$25,000 OR MORE | 719 | 136 | 272 | 311 | 16 | 97 | ... |
| MEDIAN PRICE ASKED DOLLARS | 1 266 | 111 | 512 | 643 | 28 | 318 | ... |
| 13 500 | 14 500 | 14 000 | 13 100 | 16 900 | 11 800 | ... | ... |
| GROSS RENT | | | | | | | |
| RENTER OCCUPIED | 312 621 | 14 578 | 31 406 | 266 637 | 7 391 | 215 365 | 1 889 |
| LESS THAN \$20 | 379 | 7 | 8 | 364 | 4 | 288 | ... |
| \$20 TO \$29 | 3 257 | 36 | 109 | 3 112 | 273 | 2 459 | 8 |
| \$30 TO \$39 | 9 201 | 162 | 417 | 8 622 | 225 | 7 453 | 9 |
| \$40 TO \$49 | 15 898 | 359 | 929 | 14 610 | 155 | 12 451 | 25 |
| \$50 TO \$59 | 27 102 | 684 | 1 887 | 24 531 | 384 | 20 851 | 102 |
| \$60 TO \$69 | 46 567 | 1 209 | 3 556 | 41 802 | 891 | 35 076 | 167 |
| \$70 TO \$79 | 50 066 | 2 019 | 3 721 | 44 326 | 1 037 | 36 837 | 286 |
| \$80 TO \$89 | 76 700 | 3 996 | 7 100 | 65 604 | 1 962 | 52 184 | 634 |
| \$90 TO \$99 | 41 767 | 2 903 | 5 502 | 33 362 | 1 072 | 25 991 | 418 |
| \$100 TO \$119 | 20 157 | 1 631 | 3 834 | 14 692 | 802 | 10 554 | 153 |
| \$120 TO \$149 | 6 254 | 464 | 1 747 | 4 043 | 212 | 2 559 | 19 |
| \$150 TO \$199 | 2 144 | 40 | 458 | 1 646 | 38 | 1 090 | ... |
| \$200 OR MORE | 13 129 | 1 068 | 2 138 | 9 923 | 336 | 7 572 | 68 |
| NO CASH RENT | 13 129 | 1 068 | 2 138 | 9 923 | 336 | 7 572 | 68 |
| MEDIAN DOLLARS | 79 | 92 | 90 | 78 | 86 | 77 | 90 |
| CONTRACT RENT | | | | | | | |
| RENTER OCCUPIED | 312 621 | 14 578 | 31 406 | 266 637 | 7 391 | 215 365 | 1 889 |
| LESS THAN \$20 | 973 | 44 | 64 | 865 | 12 | 604 | 3 |
| \$20 TO \$29 | 6 460 | 197 | 373 | 5 890 | 324 | 4 507 | 16 |
| \$30 TO \$39 | 16 960 | 454 | 1 038 | 15 468 | 281 | 12 941 | 29 |
| \$40 TO \$49 | 82 909 | 2 606 | 6 523 | 73 780 | 1 083 | 61 627 | 308 |
| \$50 TO \$59 | 126 005 | 5 022 | 10 219 | 110 764 | 2 897 | 91 890 | 791 |
| \$60 TO \$69 | 40 263 | 3 410 | 5 453 | 31 400 | 1 372 | 23 232 | 556 |
| \$70 TO \$79 | 21 777 | 1 689 | 4 731 | 15 357 | 996 | 10 729 | 111 |
| \$80 TO \$89 | 4 145 | 88 | 867 | 3 190 | 90 | 2 263 | 7 |
| \$90 TO \$99 | 13 129 | 1 068 | 2 138 | 9 923 | 336 | 7 572 | 68 |
| NO CASH RENT | 13 129 | 1 068 | 2 138 | 9 923 | 336 | 7 572 | 68 |
| MEDIAN DOLLARS | 66 | 74 | 72 | 65 | 72 | 64 | 74 |
| VACANT AVAILABLE FOR RENT | | | | | | | |
| LESS THAN \$30 | 36 730 | 1 423 | 2 787 | 32 520 | 743 | 27 909 | 105 |
| \$30 TO \$39 | 1 245 | 9 | 17 | 1 219 | 129 | 915 | 3 |
| \$40 TO \$49 | 3 094 | 52 | 88 | 2 954 | 149 | 2 548 | ... |
| \$50 TO \$59 | 12 208 | 376 | 686 | 11 146 | 147 | 9 761 | 27 |
| \$60 TO \$69 | 14 041 | 450 | 1 026 | 12 565 | 206 | 10 974 | 47 |
| \$70 TO \$79 | 3 367 | 328 | 422 | 2 617 | 63 | 2 089 | 25 |
| \$80 TO \$89 | 1 423 | 137 | 288 | 998 | 34 | 760 | ... |
| \$90 TO \$99 | 3 367 | 71 | 260 | 1 021 | 15 | 862 | 3 |
| \$100 TO \$119 | 1 423 | 137 | 288 | 998 | 34 | 760 | ... |
| \$120 OR MORE | 1 352 | 71 | 260 | 1 021 | 15 | 862 | 3 |
| MEDIAN RENT ASKED (DOLLARS) | 1 352 | 71 | 260 | 1 021 | 15 | 862 | 3 |
| VACANT AVAILABLE FOR RENT WITH ALL UTILITIES IN RENT | 62 | 71 | 70 | 61 | 54 | 61 | ... |
| VACANT AVAILABLE FOR RENT WITH SOME OR NO UTILITIES IN RENT | 60 | 69 | 65 | 59 | 37 | 60 | ... |
| 63 | 72 | 73 | 62 | 68 | 61 | 61 | ... |
| DURATION OF VACANCY | | | | | | | |
| VACANT AVAILABLE FOR SALE | 11 460 | 1 903 | 2 883 | 6 674 | 166 | 2 967 | 179 |
| LESS THAN 6 MONTHS | 6 114 | 906 | 1 320 | 3 888 | 103 | 1 579 | 128 |
| 4 UP TO 6 MONTHS | 1 710 | 254 | 385 | 1 071 | 20 | 576 | 24 |
| 6 MONTHS OR MORE | 3 636 | 743 | 1 178 | 1 715 | 43 | 812 | 27 |
| VACANT AVAILABLE FOR RENT | | | | | | | |
| LESS THAN 1 MONTH | 36 898 | 1 463 | 2 891 | 32 544 | 735 | 27 911 | 105 |
| 1 UP TO 4 MONTHS | 5 525 | 400 | 523 | 4 602 | 110 | 3 841 | 23 |
| 4 UP TO 6 MONTHS | 17 404 | 498 | 1 197 | 15 709 | 249 | 13 809 | 68 |
| 6 MONTHS OR MORE | 4 858 | 96 | 318 | 4 444 | 245 | 3 763 | 10 |
| 9 111 | 469 | 853 | 7 789 | 131 | 6 498 | 4 | 4 |

Table 17.—FINANCIAL CHARACTERISTICS AND DURATION OF VACANCY, FOR SMSA'S, CONSTITUENT COUNTIES, PLACES OF 50,000 INHABITANTS OR MORE, URBAN BALANCE, RURAL TOTAL, AND URBANIZED AREAS: 1960—Con.

Value
Gross Rent

Contract Rent
Duration of Vacancy

[Some data based on sample; median not shown where base is insufficient; see text. "U" denotes an unincorporated place. Plus (+) or minus (-) after number indicates median above or below that number]

| SUBJECT | STANDARD METROPOLITAN STATISTICAL AREAS--CON. | | | | | | | | |
|--|---|---------|-----------|--------------|--------------------|--------|---------|------------------|-------|
| | DETROIT--CON. | | | | | | | URBAN BALANCE | RURAL |
| | PLACES--CON. | | | | | | | | |
| | LIVONIA | PONTIAC | ROSEVILLE | ROYAL OAK | ST CLAIR SHORES | WARREN | | | |
| VALUE | | | | | | | | | |
| OWNER OCCUPIED | 15 926 | 14 353 | 10 774 | 17 926 | 18 404 | 19 855 | 275 433 | 33 192 | |
| LESS THAN \$5,000 | 104 | 681 | 137 | 73 | 51 | 363 | 4 241 | 1 450 | |
| \$5,000 TO \$7,400 | 319 | 2 152 | 603 | 287 | 360 | 1 525 | 15 129 | 3 104 | |
| \$7,500 TO \$9,900 | 731 | 4 061 | 1 434 | 1 317 | 920 | 3 690 | 31 190 | 5 128 | |
| \$10,000 TO \$12,400 | 1 504 | 3 942 | 2 959 | 4 150 | 2 117 | 4 189 | 50 550 | 6 195 | |
| \$12,500 TO \$14,900 | 2 401 | 1 997 | 2 823 | 4 617 | 3 217 | 2 937 | 51 865 | 4 318 | |
| \$15,000 TO \$17,400 | 4 498 | 851 | 1 877 | 2 612 | 5 189 | 3 142 | 41 361 | 3 082 | |
| \$17,500 TO \$19,900 | 3 023 | 275 | 605 | 1 845 | 3 160 | 2 252 | 25 472 | 2 040 | |
| \$20,000 TO \$24,900 | 2 377 | 209 | 175 | 1 889 | 2 148 | 1 341 | 22 692 | 2 787 | |
| \$25,000 TO \$34,900 | 777 | 121 | 113 | 931 | 980 | 333 | 19 756 | 2 871 | |
| \$35,000 OR MORE | 172 | 64 | 48 | 201 | 262 | 83 | 13 177 | 2 217 | |
| MEDIAN DOLLARS | 16 600 | 10 200 | 12 700 | 14 200 | 16 200 | 12 600 | 14 300 | 12 900 | |
| VACANT AVAILABLE FOR SALE | | | | | | | | | |
| LESS THAN \$5,000 | 614 | 314 | 271 | 211 | 357 | 506 | 4 858 | 916 | |
| \$5,000 TO \$9,900 | 25 | 14 | 6 | 3 | 5 | 3 | 115 | 19 | |
| \$10,000 TO \$14,900 | 139 | 124 | 41 | 20 | 22 | 87 | 767 | 196 | |
| \$15,000 TO \$19,900 | 318 | 153 | 108 | 92 | 129 | 188 | 2 147 | 262 | |
| \$20,000 TO \$24,900 | 65 | 12 | 103 | 53 | 137 | 209 | 905 | 119 | |
| \$25,000 OR MORE | 67 | 5 | 4 | 27 | 37 | 10 | 330 | 128 | |
| MEDIAN PRICE ASKED DOLLARS | 17 200 | 10 600 | 14 100 | 14 500 | 15 800 | 14 300 | 13 900 | 14 600 | |
| GROSS RENT | | | | | | | | | |
| RENTER OCCUPIED | 968 | 7 773 | 1 336 | 4 438 | 1 692 | 3 030 | 59 950 | 8 789 | |
| LESS THAN \$20 | 4 | 16 | 4 | 4 | 7 | 7 | 248 | 75 | |
| \$20 TO \$29 | 3 | 92 | 13 | 12 | 4 | 33 | 1 261 | 195 | |
| \$30 TO \$39 | 35 | 356 | 41 | 77 | 21 | 74 | 2 649 | 456 | |
| \$40 TO \$49 | 106 | 2 257 | 159 | 281 | 108 | 554 | 14 188 | 2 238 | |
| \$50 TO \$59 | 269 | 3 735 | 417 | 820 | 279 | 1 232 | 20 777 | 2 898 | |
| \$60 TO \$79 | 157 | 852 | 399 | 1 342 | 759 | 695 | 9 645 | 1 254 | |
| \$80 TO \$99 | 322 | 146 | 198 | 1 627 | 403 | 281 | 6 556 | 408 | |
| \$100 TO \$119 | 14 | 4 | 23 | 80 | 16 | 167 | 1 481 | 167 | |
| \$120 TO \$149 | 113 | 55 | 34 | 241 | 110 | 11 | 5 496 | 477 | |
| \$150 TO \$199 | 4 | 8 | 8 | 9 | 4 | 4 | 811 | 187 | |
| \$200 OR MORE | 58 | 315 | 86 | 195 | 102 | 154 | 3 145 | 1 098 | |
| NO CASH RENT | 58 | 315 | 86 | 195 | 102 | 154 | 3 145 | 1 098 | |
| MEDIAN DOLLARS | 112 | 75 | 99 | 110 | 112 | 91 | 86 | 87 | |
| CONTRACT RENT | | | | | | | | | |
| RENTER OCCUPIED | 968 | 7 773 | 1 336 | 4 438 | 1 692 | 3 030 | 59 950 | 8 789 | |
| LESS THAN \$20 | 4 | 16 | 4 | 4 | 7 | 7 | 248 | 75 | |
| \$20 TO \$29 | 3 | 92 | 13 | 12 | 4 | 33 | 1 261 | 195 | |
| \$30 TO \$39 | 35 | 356 | 41 | 77 | 21 | 74 | 2 649 | 456 | |
| \$40 TO \$59 | 106 | 2 257 | 159 | 281 | 108 | 554 | 14 188 | 2 238 | |
| \$60 TO \$79 | 269 | 3 735 | 417 | 820 | 279 | 1 232 | 20 777 | 2 898 | |
| \$80 TO \$99 | 157 | 852 | 399 | 1 342 | 759 | 695 | 9 645 | 1 254 | |
| \$100 TO \$149 | 322 | 146 | 198 | 1 627 | 403 | 281 | 6 556 | 408 | |
| \$150 OR MORE | 14 | 4 | 23 | 80 | 16 | 167 | 1 481 | 167 | |
| NO CASH RENT | 58 | 315 | 86 | 195 | 102 | 154 | 3 145 | 1 098 | |
| MEDIAN DOLLARS | 84 | 64 | 80 | 94 | 94 | 71 | 69 | 66 | |
| VACANT AVAILABLE FOR RENT | | | | | | | | | |
| LESS THAN \$30 | 61 | 790 | 103 | 339 | 137 | 253 | 5 518 | 772 | |
| \$30 TO \$39 | 5 | 23 | 8 | 1 | 1 | 4 | 177 | 12 | |
| \$40 TO \$59 | 13 | 273 | 14 | 33 | 14 | 22 | 1 705 | 67 | |
| \$60 TO \$79 | 11 | 392 | 29 | 43 | 29 | 87 | 1 921 | 199 | |
| \$80 TO \$99 | 28 | 65 | 37 | 93 | 66 | 70 | 735 | 302 | |
| \$100 TO \$119 | 12 | 12 | 23 | 109 | 17 | 54 | 359 | 124 | |
| \$120 OR MORE | 4 | 17 | 23 | 52 | 10 | 16 | 332 | 27 | |
| MEDIAN RENT ASKED (DOLLARS) 1 | 64 | 64 | 64 | 98 | 92 | 86 | 65 | 66 | |
| VACANT AVAILABLE FOR RENT | 64 | 64 | 64 | 98 | 92 | 86 | 65 | 66 | |
| WITH ALL UTILITIES IN RENT | 63 | 63 | 63 | 97 | 97 | 97 | 62 | 64 | |
| WITH SOME OR NO UTILITIES IN RENT | 66 | 66 | 66 | 97 | 97 | 97 | 67 | 64 | |
| DURATION OF VACANCY | | | | | | | | | |
| VACANT AVAILABLE FOR SALE | 614 | 287 | 279 | 240 | 276 | 506 | 4 973 | 973 | |
| LESS THAN 4 MONTHS | 388 | 132 | 168 | 116 | 151 | 275 | 2 672 | 402 | |
| 4 UP TO 6 MONTHS | 67 | 36 | 14 | 40 | 37 | 72 | 722 | 102 | |
| 6 MONTHS OR MORE | 159 | 119 | 97 | 84 | 88 | 159 | 1 579 | 469 | |
| VACANT AVAILABLE FOR RENT | | | | | | | | | |
| LESS THAN 1 MONTH | 61 | 857 | 103 | 348 | 139 | 253 | 5 518 | 868 | |
| 1 UP TO 4 MONTHS | 7 | 204 | 19 | 93 | 52 | 64 | 992 | 120 | |
| 4 UP TO 6 MONTHS | 17 | 332 | 62 | 158 | 43 | 93 | 2 287 | 286 | |
| 6 MONTHS OR MORE | 37 | 72 | 8 | 40 | 12 | 22 | 619 | 67 | |
| MEDIAN DOLLARS | 37 | 249 | 14 | 57 | 32 | 74 | 1 620 | 395 | |

Table 17.—FINANCIAL CHARACTERISTICS AND DURATION OF VACANCY, FOR SMSA's, CONSTITUENT COUNTIES, PLACES OF 50,000 INHABITANTS OR MORE, URBAN BALANCE, RURAL TOTAL, AND URBANIZED AREAS: 1960—Con.

Value
Gross Rent

Contract Rent
Duration of Vacancy

[Some data based on sample; median not shown where base is insufficient; see text. "U" denotes an unincorporated place. Plus (+) or minus (-) after number indicates median above or below that number]

| SUBJECT | STANDARD METROPOLITAN STATISTICAL AREAS—CON. | | | | | | | |
|--|--|--------|------------------|--------|----------------------------|-----------------|------------------|--------|
| | FLINT | | | | GRAND RAPIDS | | | |
| | THE AREA GENESEE COUNTY | FLINT | URBAN BALANCE | RURAL | THE AREA KENT COUNTY | GRAND RAPIDS | URBAN BALANCE | RURAL |
| VALUE | | | | | | | | |
| OWNER OCCUPIED | 74 018 | 38 846 | 20 373 | 14 799 | 69 287 | 30 912 | 27 776 | 10 599 |
| LESS THAN \$5,000 | 3 250 | 1 254 | 1 239 | 757 | 2 681 | 891 | 852 | 938 |
| \$5,000 TO \$7,400 | 9 773 | 4 206 | 3 575 | 1 992 | 7 460 | 3 766 | 2 233 | 1 461 |
| \$7,500 TO \$9,900 | 16 584 | 8 660 | 5 090 | 2 834 | 12 255 | 6 156 | 4 441 | 1 658 |
| \$10,000 TO \$12,400 | 15 684 | 8 834 | 3 972 | 2 878 | 14 291 | 6 759 | 5 727 | 1 805 |
| \$12,500 TO \$14,900 | 12 626 | 7 822 | 2 902 | 1 902 | 12 247 | 5 457 | 5 239 | 1 551 |
| \$15,000 TO \$17,400 | 7 134 | 3 948 | 1 686 | 1 500 | 7 175 | 3 206 | 3 012 | 957 |
| \$17,500 TO \$19,900 | 3 395 | 1 695 | 808 | 892 | 4 297 | 1 731 | 1 859 | 707 |
| \$20,000 TO \$24,900 | 3 011 | 1 238 | 736 | 1 037 | 4 438 | 1 834 | 1 853 | 751 |
| \$25,000 TO \$34,900 | 1 730 | 717 | 275 | 738 | 2 899 | 845 | 1 554 | 500 |
| \$35,000 OR MORE | 831 | 472 | 90 | 269 | 1 544 | 267 | 1 006 | 271 |
| MEDIAN DOLLARS | 11 200 | 11 500 | 10 200 | 11 600 | 12 100 | 11 700 | 12 800 | 11 700 |
| VACANT AVAILABLE FOR SALE | | | | | | | | |
| LESS THAN \$5,000 | 1 586 | 725 | 529 | 332 | 823 | 340 | 357 | 126 |
| \$5,000 TO \$9,900 | 115 | 46 | 49 | 20 | 59 | 15 | 21 | 23 |
| \$10,000 TO \$14,900 | 589 | 256 | 210 | 123 | 204 | 134 | 36 | 34 |
| \$15,000 TO \$19,900 | 540 | 295 | 158 | 87 | 240 | 82 | 131 | 27 |
| \$20,000 TO \$24,900 | 193 | 67 | 84 | 42 | 137 | 42 | 84 | 11 |
| \$25,000 OR MORE | 41 | 21 | 8 | 12 | 80 | 33 | 30 | 17 |
| MEDIAN PRICE ASKED DOLLARS | 10 800 | 11 000 | 10 200 | 11 600 | 13 100 | 11 300 | 14 700 | ... |
| GROSS RENT | | | | | | | | |
| RENTER OCCUPIED | 21 397 | 15 743 | 3 364 | 2 290 | 24 550 | 19 774 | 2 837 | 1 939 |
| LESS THAN \$20 | 23 | ... | 4 | 19 | 44 | 31 | ... | 13 |
| \$20 TO \$29 | 221 | 167 | 25 | 29 | 395 | 342 | 14 | 39 |
| \$30 TO \$39 | 465 | 407 | 23 | 35 | 1 036 | 885 | 87 | 64 |
| \$40 TO \$49 | 897 | 687 | 129 | 81 | 2 173 | 1 927 | 85 | 161 |
| \$50 TO \$59 | 1 720 | 1 256 | 239 | 225 | 3 506 | 3 050 | 227 | 229 |
| \$60 TO \$69 | 3 034 | 2 258 | 459 | 317 | 4 774 | 4 073 | 408 | 293 |
| \$70 TO \$79 | 3 052 | 2 210 | 483 | 359 | 3 762 | 3 145 | 404 | 213 |
| \$80 TO \$89 | 5 920 | 4 448 | 1 003 | 469 | 4 229 | 3 328 | 612 | 289 |
| \$90 TO \$99 | 3 231 | 2 442 | 490 | 299 | 1 939 | 1 415 | 420 | 104 |
| \$100 TO \$119 | 1 273 | 1 025 | 148 | 100 | 780 | 558 | 183 | 39 |
| \$120 TO \$149 | 250 | 208 | 38 | 4 | 340 | 209 | 106 | 25 |
| \$150 OR MORE | 70 | 50 | 16 | 4 | 43 | 18 | 17 | 8 |
| NO CASH RENT | 1 241 | 585 | 307 | 349 | 1 529 | 793 | 274 | 462 |
| MEDIAN DOLLARS | 82 | 82 | 83 | 77 | 69 | 68 | 82 | 68 |
| CONTRACT RENT | | | | | | | | |
| RENTER OCCUPIED | 21 397 | 15 743 | 3 364 | 2 290 | 24 550 | 19 774 | 2 837 | 1 939 |
| LESS THAN \$20 | 96 | 29 | 17 | 50 | 202 | 115 | 18 | 69 |
| \$20 TO \$29 | 506 | 332 | 89 | 85 | 1 059 | 830 | 93 | 136 |
| \$30 TO \$39 | 877 | 547 | 152 | 178 | 2 349 | 1 932 | 150 | 267 |
| \$40 TO \$49 | 5 133 | 3 408 | 943 | 782 | 8 831 | 7 438 | 765 | 628 |
| \$50 TO \$59 | 8 414 | 6 445 | 1 328 | 641 | 7 348 | 6 112 | 975 | 621 |
| \$60 TO \$69 | 3 702 | 3 197 | 381 | 124 | 1 831 | 1 469 | 298 | 64 |
| \$70 TO \$79 | 1 296 | 1 092 | 127 | 77 | 1 240 | 964 | 232 | 44 |
| \$80 TO \$89 | 132 | 108 | 20 | 4 | 161 | 121 | 32 | 8 |
| \$90 TO \$99 | 1 241 | 585 | 307 | 349 | 1 529 | 793 | 274 | 462 |
| MEDIAN DOLLARS | 67 | 69 | 64 | 57 | 58 | 58 | 64 | 48 |
| VACANT AVAILABLE FOR RENT | | | | | | | | |
| LESS THAN \$30 | 2 637 | 1 927 | 452 | 258 | 2 364 | 2 061 | 171 | 132 |
| \$30 TO \$39 | 58 | 35 | 7 | 16 | 100 | 90 | 5 | 5 |
| \$40 TO \$49 | 137 | 83 | 27 | 27 | 343 | 278 | 24 | 41 |
| \$50 TO \$59 | 755 | 513 | 133 | 109 | 968 | 862 | 60 | 46 |
| \$60 TO \$69 | 1 131 | 833 | 213 | 85 | 607 | 541 | 58 | 8 |
| \$70 TO \$79 | 369 | 305 | 55 | 9 | 133 | 108 | 9 | 9 |
| \$80 TO \$89 | 124 | 111 | 4 | 9 | 163 | 142 | 5 | 16 |
| \$90 TO \$99 | 63 | 47 | 13 | 3 | 50 | 40 | 3 | 7 |
| MEDIAN RENT ASKED (DOLLARS) | 65 | 66 | 64 | 52 | 55 | 55 | ... | ... |
| VACANT AVAILABLE FOR RENT | 67 | 67 | 64 | 52 | 55 | 56 | ... | ... |
| WITH ALL UTILITIES IN RENT | 63 | 65 | 62 | 49 | 56 | 56 | ... | ... |
| WITH SOME OR NO UTILITIES IN RENT | 63 | 65 | 62 | 49 | 56 | 56 | ... | ... |
| DURATION OF VACANCY | | | | | | | | |
| VACANT AVAILABLE FOR SALE | 1 738 | 828 | 532 | 378 | 858 | 334 | 357 | 167 |
| LESS THAN 4 MONTHS | 799 | 421 | 237 | 141 | 478 | 203 | 225 | 50 |
| 4 UP TO 6 MONTHS | 237 | 126 | 68 | 43 | 115 | 43 | 32 | 40 |
| 6 MONTHS OR MORE | 702 | 281 | 227 | 194 | 265 | 88 | 100 | 77 |
| VACANT AVAILABLE FOR RENT | | | | | | | | |
| LESS THAN 1 MONTH | 2 609 | 1 844 | 452 | 313 | 2 375 | 2 012 | 171 | 192 |
| 1 UP TO 4 MONTHS | 432 | 361 | 41 | 30 | 415 | 336 | 40 | 39 |
| 4 UP TO 6 MONTHS | 1 114 | 815 | 215 | 84 | 1 154 | 1 010 | 81 | 63 |
| 6 MONTHS OR MORE | 317 | 216 | 53 | 48 | 185 | 159 | 17 | 9 |
| MEDIAN MONTHS | 746 | 452 | 143 | 151 | 621 | 507 | 33 | 81 |

Table 17.—FINANCIAL CHARACTERISTICS AND DURATION OF VACANCY, FOR SMSA'S, CONSTITUENT COUNTIES, PLACES OF 50,000 INHABITANTS OR MORE, URBAN BALANCE, RURAL TOTAL, AND URBANIZED AREAS: 1960—Con.

Value
Gross Rent

Contract Rent
Duration of Vacancy

[Some data based on sample; median not shown where base is insufficient; see text. "U" denotes an unincorporated place. Plus (+) or minus (-) after number indicates median above or below that number]

| SUBJECT | STANDARD METROPOLITAN STATISTICAL AREAS--CON. | | | | | | | |
|--|---|---------|------------------|--------|---------------------------------|-----------|------------------|--------|
| | JACKSON | | | | KALAMAZOO | | | |
| | THE AREA JACKSON COUNTY | JACKSON | URBAN BALANCE | RURAL | THE AREA KALAMAZOO COUNTY | KALAMAZOO | URBAN BALANCE | RURAL |
| VALUE | | | | | | | | |
| OWNER OCCUPIED | 23 415 | 9 467 | 6 272 | 7 676 | 30 375 | 13 927 | 8 916 | 7 532 |
| LESS THAN \$5,000 | 2 099 | 687 | 489 | 923 | 1 231 | 409 | 336 | 486 |
| \$5,000 TO \$7,400 | 4 340 | 1 828 | 1 094 | 1 418 | 3 395 | 1 406 | 976 | 1 013 |
| \$7,500 TO \$9,900 | 4 855 | 2 359 | 1 144 | 1 352 | 5 801 | 2 973 | 1 540 | 1 288 |
| \$10,000 TO \$12,400 | 4 198 | 1 889 | 1 112 | 1 197 | 5 890 | 2 988 | 1 654 | 1 248 |
| \$12,500 TO \$14,900 | 2 815 | 998 | 924 | 893 | 4 851 | 2 292 | 1 498 | 1 061 |
| \$15,000 TO \$17,400 | 1 839 | 586 | 472 | 781 | 3 197 | 1 286 | 1 092 | 819 |
| \$17,500 TO \$19,900 | 1 017 | 310 | 291 | 416 | 2 070 | 764 | 715 | 591 |
| \$20,000 TO \$24,900 | 1 105 | 362 | 322 | 421 | 2 047 | 775 | 727 | 545 |
| \$25,000 TO \$34,900 | 710 | 283 | 237 | 190 | 1 258 | 660 | 284 | 314 |
| \$35,000 OR MORE | 437 | 165 | 187 | 85 | 635 | 374 | 94 | 167 |
| MEDIAN DOLLARS | 10 200 | 9 900 | 10 900 | 10 300 | 12 000 | 11 800 | 12 400 | 12 000 |
| VACANT AVAILABLE FOR SALE | | | | | | | | |
| LESS THAN \$5,000 | 237 | 74 | 52 | 111 | 721 | 236 | 166 | 319 |
| \$5,000 TO \$9,900 | 21 | 8 | .. | 13 | 40 | 7 | 18 | 15 |
| \$10,000 TO \$14,900 | 73 | 35 | 17 | 21 | 177 | 77 | 41 | 59 |
| \$15,000 TO \$19,900 | 65 | 28 | 11 | 26 | 238 | 70 | 56 | 112 |
| \$20,000 TO \$24,900 | 34 | 3 | 2 | 29 | 136 | 21 | 25 | 90 |
| \$25,000 OR MORE | 22 | .. | 18 | 4 | 63 | 26 | 8 | 29 |
| MEDIAN PRICE ASKED DOLLARS | 11 900 | 9 100 | .. | .. | 13 000 | 12 400 | .. | 14 300 |
| GROSS RENT | | | | | | | | |
| RENTER OCCUPIED | 8 122 | 5 500 | 784 | 1 838 | 11 598 | 8 510 | 1 171 | 1 917 |
| LESS THAN \$20 | 29 | 16 | .. | 13 | 42 | 26 | .. | 16 |
| \$20 TO \$29 | 129 | 93 | 6 | 30 | 145 | 126 | 4 | 15 |
| \$30 TO \$39 | 346 | 268 | 67 | 67 | 488 | 418 | 20 | 50 |
| \$40 TO \$49 | 558 | 406 | 29 | 123 | 719 | 569 | 48 | 102 |
| \$50 TO \$59 | 802 | 578 | 39 | 185 | 998 | 759 | 74 | 165 |
| \$60 TO \$69 | 1 237 | 905 | 91 | 241 | 2 127 | 1 729 | 148 | 250 |
| \$70 TO \$79 | 1 160 | 796 | 119 | 245 | 1 827 | 1 397 | 99 | 331 |
| \$80 TO \$99 | 1 779 | 1 253 | 185 | 341 | 2 597 | 1 950 | 276 | 371 |
| \$100 TO \$119 | 868 | 586 | 126 | 156 | 1 164 | 780 | 185 | 199 |
| \$120 TO \$149 | 371 | 251 | 43 | 77 | 709 | 416 | 171 | 122 |
| \$150 TO \$199 | 141 | 99 | 26 | 16 | 127 | 57 | 33 | 37 |
| \$200 OR MORE | 25 | 21 | 4 | .. | 26 | 16 | 5 | 5 |
| NO CASH RENT | 677 | 228 | 105 | 344 | 629 | 267 | 108 | 254 |
| MEDIAN DOLLARS | 75 | 75 | 84 | 74 | 75 | 74 | 90 | 77 |
| CONTRACT RENT | | | | | | | | |
| RENTER OCCUPIED | 8 122 | 5 500 | 784 | 1 838 | 11 598 | 8 510 | 1 171 | 1 917 |
| LESS THAN \$20 | 102 | 45 | 11 | 46 | 93 | 46 | 8 | 39 |
| \$20 TO \$29 | 345 | 160 | 15 | 170 | 380 | 224 | 28 | 128 |
| \$30 TO \$39 | 616 | 387 | 44 | 185 | 856 | 594 | 73 | 169 |
| \$40 TO \$59 | 2 193 | 1 477 | 169 | 547 | 2 676 | 1 911 | 224 | 541 |
| \$60 TO \$79 | 2 764 | 2 084 | 285 | 395 | 4 576 | 3 666 | 364 | 518 |
| \$80 TO \$99 | 985 | 843 | 69 | 73 | 1 624 | 1 249 | 205 | 170 |
| \$100 TO \$149 | 394 | 238 | 78 | 78 | 774 | 528 | 156 | 90 |
| \$150 OR MORE | 46 | 38 | 8 | .. | 38 | 25 | 5 | 8 |
| NO CASH RENT | 677 | 228 | 105 | 344 | 629 | 267 | 108 | 254 |
| MEDIAN DOLLARS | 63 | 65 | 65 | 53 | 65 | 66 | 70 | 58 |
| VACANT AVAILABLE FOR RENT | | | | | | | | |
| LESS THAN \$30 | 444 | 340 | 43 | 61 | 1 134 | 863 | 106 | 165 |
| \$30 TO \$39 | 21 | 21 | .. | .. | 68 | 65 | .. | 3 |
| \$40 TO \$59 | 34 | 25 | .. | 9 | 100 | 86 | .. | 14 |
| \$60 TO \$79 | 152 | 98 | 15 | 39 | 276 | 206 | 28 | 42 |
| \$80 TO \$99 | 163 | 142 | 13 | 8 | 440 | 339 | 28 | 73 |
| \$100 TO \$119 | 50 | 37 | 13 | .. | 152 | 108 | 24 | 20 |
| \$120 OR MORE | 12 | 12 | .. | .. | 61 | 44 | 11 | 6 |
| MEDIAN RENT ASKED (DOLLARS): | 12 | 5 | 2 | 5 | 37 | 15 | 15 | 7 |
| VACANT AVAILABLE FOR RENT | 61 | 63 | .. | .. | 65 | 64 | .. | .. |
| WITH ALL UTILITIES IN RENT | 59 | 59 | .. | .. | 64 | 63 | .. | .. |
| WITH SOME OR NO UTILITIES IN RENT | 64 | .. | .. | .. | 67 | 68 | .. | .. |
| DURATION OF VACANCY | | | | | | | | |
| VACANT AVAILABLE FOR SALE | 242 | 55 | 52 | 135 | 721 | 225 | 166 | 330 |
| LESS THAN 4 MONTHS | 99 | 33 | 28 | 38 | 399 | 125 | 94 | 180 |
| 4 UP TO 6 MONTHS | 45 | 5 | 18 | 22 | 90 | 24 | 43 | 23 |
| 6 MONTHS OR MORE | 98 | 17 | 6 | 75 | 232 | 76 | 29 | 127 |
| VACANT AVAILABLE FOR RENT | | | | | | | | |
| LESS THAN 1 MONTH | 453 | 337 | 43 | 73 | 1 197 | 872 | 106 | 219 |
| 1 UP TO 4 MONTHS | 117 | 98 | 9 | 10 | 348 | 251 | 23 | 74 |
| 4 UP TO 6 MONTHS | 216 | 174 | 21 | 21 | 404 | 332 | 31 | 41 |
| 6 MONTHS OR MORE | 39 | 20 | 4 | 15 | 122 | 76 | 18 | 28 |
| MEDIAN MONTHS | 81 | 45 | 9 | 27 | 323 | 213 | 34 | 76 |

Table 17.—FINANCIAL CHARACTERISTICS AND DURATION OF VACANCY, FOR SMSA'S, CONSTITUENT COUNTIES, PLACES OF 50,000 INHABITANTS OR MORE, URBAN BALANCE, RURAL TOTAL, AND URBANIZED AREAS: 1960—Con.

Value
Gross Rent

Contract Rent
Duration of Vacancy

[Some data based on sample; median not shown where base is insufficient; see text. "U" denotes an unincorporated place. Plus (+) or minus (-) after number indicates median above or below that number]

| SUBJECT | STANDARD METROPOLITAN STATISTICAL AREAS--CON. | | | | | | | | | |
|--|---|----------|--------|--------|---------|---------------|---------------------------|--------------------------|--------|-------|
| | LANSING | | | | | | MUSKEGON-MUSKEGON HEIGHTS | | | |
| | THE AREA | COUNTIES | | | LANSING | URBAN BALANCE | RURAL | THE AREA MUSKEGON COUNTY | URBAN | RURAL |
| | CLINTON | EATON | INGHAM | | | | | | | |
| VALUE | | | | | | | | | | |
| OWNER OCCUPIED | 51 166 | 5 280 | 7 782 | 38 104 | 22 069 | 16 576 | 12 521 | 29 224 | 20 638 | 8 586 |
| LESS THAN \$5,000 | 3 053 | 629 | 810 | 1 614 | 544 | 892 | 1 617 | 2 468 | 1 302 | 1 166 |
| \$5,000 TO \$7,400 | 6 738 | 1 206 | 1 501 | 4 031 | 2 238 | 1 969 | 2 531 | 5 475 | 3 660 | 1 815 |
| \$7,500 TO \$9,900 | 10 175 | 1 118 | 1 553 | 7 504 | 5 119 | 2 644 | 2 412 | 7 063 | 5 232 | 1 831 |
| \$10,000 TO \$12,400 | 9 268 | 843 | 1 194 | 7 231 | 3 532 | 2 462 | 1 859 | 5 431 | 4 157 | 1 274 |
| \$12,500 TO \$14,900 | 6 835 | 505 | 947 | 4 376 | 2 574 | 1 953 | 1 350 | 3 439 | 2 496 | 943 |
| \$15,000 TO \$17,400 | 5 421 | 403 | 642 | 4 376 | 2 574 | 1 808 | 1 039 | 2 118 | 1 548 | 570 |
| \$17,500 TO \$19,900 | 3 143 | 254 | 311 | 2 578 | 1 274 | 1 280 | 589 | 1 192 | 805 | 387 |
| \$20,000 TO \$24,900 | 3 316 | 244 | 426 | 2 646 | 1 068 | 1 617 | 631 | 1 044 | 737 | 307 |
| \$25,000 TO \$34,900 | 2 182 | 58 | 247 | 1 877 | 536 | 1 292 | 354 | 702 | 477 | 225 |
| \$35,000 OR MORE | 1 035 | 20 | 151 | 864 | 237 | 659 | 139 | 292 | 224 | 68 |
| MEDIAN DOLLARS | 11 500 | 9 300 | 10 100 | 12 000 | 11 600 | 12 900 | 9 700 | 9 900 | 10 100 | 9 300 |
| VACANT AVAILABLE FOR SALE | | | | | | | | | | |
| LESS THAN \$5,000 | 936 | 111 | 160 | 665 | 371 | 331 | 234 | 513 | 303 | 210 |
| \$5,000 TO \$9,900 | 75 | 18 | 21 | 36 | 15 | 25 | 35 | 80 | 24 | 56 |
| \$10,000 TO \$14,900 | 249 | 35 | 38 | 176 | 115 | 63 | 71 | 191 | 100 | 91 |
| \$15,000 TO \$19,900 | 314 | 33 | 80 | 201 | 114 | 124 | 76 | 113 | 86 | 27 |
| \$20,000 TO \$24,900 | 140 | 17 | 10 | 113 | 62 | 47 | 31 | 92 | 76 | 16 |
| \$25,000 OR MORE | 63 | ... | 11 | 52 | 19 | 32 | 12 | 21 | 10 | 11 |
| MEDIAN PRICE ASKED DOLLARS | 12 300 | ... | ... | 13 000 | 12 400 | 13 200 | 11 000 | 9 600 | 11 500 | 7 700 |
| GROSS RENT | | | | | | | | | | |
| RENTER OCCUPIED | 20 202 | 1 373 | 2 279 | 16 550 | 9 558 | 7 200 | 3 444 | 8 807 | 7 416 | 1 391 |
| LESS THAN \$20 | 26 | 4 | 7 | 15 | 4 | 11 | 8 | ... | ... | 8 |
| \$20 TO \$29 | 192 | 12 | 44 | 136 | 79 | 53 | 60 | 176 | 163 | 13 |
| \$30 TO \$39 | 604 | 71 | 73 | 460 | 315 | 194 | 95 | 523 | 436 | 87 |
| \$40 TO \$49 | 996 | 120 | 153 | 723 | 548 | 249 | 199 | 964 | 862 | 102 |
| \$50 TO \$59 | 1 604 | 190 | 265 | 1 149 | 860 | 386 | 358 | 1 408 | 1 228 | 180 |
| \$60 TO \$69 | 2 688 | 188 | 411 | 2 089 | 1 562 | 626 | 500 | 1 650 | 1 471 | 179 |
| \$70 TO \$79 | 3 424 | 172 | 348 | 2 904 | 1 321 | 1 637 | 466 | 1 259 | 1 060 | 199 |
| \$80 TO \$89 | 5 235 | 318 | 435 | 4 482 | 2 498 | 2 031 | 706 | 1 336 | 1 152 | 184 |
| \$90 TO \$99 | 2 469 | 69 | 153 | 2 247 | 1 286 | 863 | 320 | 461 | 385 | 76 |
| \$100 TO \$149 | 1 148 | 25 | 70 | 1 053 | 589 | 474 | 85 | 231 | 187 | 44 |
| \$150 TO \$199 | 378 | 3 | 20 | 355 | 114 | 204 | 60 | 84 | 69 | 15 |
| \$200 OR MORE | 71 | ... | ... | 71 | 8 | 63 | ... | 16 | 16 | ... |
| NO CASH RENT | 1 367 | 201 | 300 | 866 | 374 | 409 | 584 | 691 | 387 | 304 |
| MEDIAN DOLLARS | 80 | 70 | 71 | 81 | 79 | 82 | 74 | 66 | 66 | 69 |
| CONTRACT RENT | | | | | | | | | | |
| RENTER OCCUPIED | 20 202 | 1 373 | 2 279 | 16 550 | 9 558 | 7 200 | 3 444 | 8 807 | 7 416 | 1 391 |
| LESS THAN \$20 | 142 | 35 | 48 | 59 | 8 | 47 | 87 | 72 | 32 | 40 |
| \$20 TO \$29 | 595 | 122 | 158 | 315 | 122 | 173 | 300 | 522 | 371 | 151 |
| \$30 TO \$39 | 1 152 | 167 | 222 | 763 | 444 | 298 | 410 | 1 013 | 832 | 181 |
| \$40 TO \$49 | 4 506 | 494 | 851 | 3 161 | 2 113 | 1 204 | 1 189 | 3 797 | 3 317 | 480 |
| \$50 TO \$59 | 7 155 | 279 | 563 | 6 313 | 4 211 | 2 330 | 614 | 2 116 | 1 947 | 169 |
| \$60 TO \$69 | 3 569 | 69 | 79 | 3 421 | 1 682 | 1 717 | 170 | 359 | 312 | 47 |
| \$70 TO \$79 | 1 584 | 6 | 54 | 1 524 | 580 | 918 | 86 | 213 | 194 | 19 |
| \$80 TO \$89 | 132 | ... | 4 | 128 | 24 | 104 | 4 | 24 | 24 | ... |
| \$90 TO \$99 | 1 367 | 201 | 300 | 866 | 374 | 409 | 584 | 691 | 387 | 304 |
| MEDIAN DOLLARS | 69 | 52 | 54 | 72 | 68 | 76 | 51 | 53 | 54 | 46 |
| VACANT AVAILABLE FOR RENT | | | | | | | | | | |
| LESS THAN \$30 | 1 803 | 120 | 264 | 1 419 | 976 | 505 | 322 | 796 | 635 | 161 |
| \$30 TO \$39 | 57 | 18 | 8 | 31 | 16 | 28 | 13 | 55 | 30 | 25 |
| \$40 TO \$49 | 102 | 8 | 29 | 65 | 43 | 22 | 37 | 110 | 64 | 46 |
| \$50 TO \$59 | 608 | 60 | 128 | 420 | 279 | 140 | 189 | 417 | 362 | 55 |
| \$60 TO \$69 | 571 | 34 | 60 | 577 | 450 | 165 | 56 | 165 | 148 | 17 |
| \$70 TO \$79 | 225 | ... | 8 | 217 | 131 | 90 | 4 | 12 | 8 | 4 |
| \$80 TO \$89 | 76 | ... | 19 | 57 | 38 | 27 | 11 | 16 | 9 | 7 |
| \$90 TO \$99 | 64 | ... | 12 | 52 | 19 | 33 | 12 | 21 | 14 | 7 |
| \$100 TO \$119 | ... | ... | ... | ... | ... | ... | ... | ... | ... | ... |
| \$120 OR MORE | ... | ... | ... | ... | ... | ... | ... | ... | ... | ... |
| MEDIAN RENT ASKED (DOLLARS) | ... | ... | ... | ... | ... | ... | ... | ... | ... | ... |
| VACANT AVAILABLE FOR RENT | | | | | | | | | | |
| WITH ALL UTILITIES IN RENT | 63 | ... | 55 | 66 | 66 | 67 | 53 | 53 | 54 | ... |
| WITH SOME OR NO UTILITIES IN RENT | 65 | ... | ... | 65 | 63 | 71 | ... | 56 | 55 | ... |
| | 61 | ... | ... | 65 | 67 | 63 | 51 | 52 | 54 | ... |
| DURATION OF VACANCY | | | | | | | | | | |
| VACANT AVAILABLE FOR SALE | 997 | 126 | 187 | 684 | 363 | 348 | 286 | 559 | 326 | 233 |
| LESS THAN 4 MONTHS | 417 | 37 | 27 | 353 | 213 | 143 | 61 | 240 | 173 | 67 |
| 4 UP TO 6 MONTHS | 131 | 25 | 9 | 97 | 44 | 48 | 39 | 97 | 34 | 63 |
| 6 MONTHS OR MORE | 449 | 64 | 151 | 234 | 106 | 157 | 186 | 222 | 119 | 103 |
| VACANT AVAILABLE FOR RENT | | | | | | | | | | |
| LESS THAN 1 MONTH | 1 896 | 156 | 330 | 1 410 | 936 | 505 | 455 | 823 | 635 | 188 |
| 1 UP TO 4 MONTHS | 295 | 12 | 62 | 221 | 116 | 124 | 55 | 141 | 113 | 28 |
| 4 UP TO 6 MONTHS | 682 | 46 | 74 | 562 | 413 | 172 | 97 | 224 | 209 | 15 |
| 6 MONTHS OR MORE | 260 | 13 | 40 | 207 | 148 | 65 | 47 | 137 | 95 | 42 |
| MEDIAN MONTHS | 659 | 85 | 154 | 420 | 259 | 144 | 256 | 321 | 218 | 103 |

Table 17.—FINANCIAL CHARACTERISTICS AND DURATION OF VACANCY, FOR SMSA'S, CONSTITUENT COUNTIES, PLACES OF 50,000 INHABITANTS OR MORE, URBAN BALANCE, RURAL TOTAL, AND URBANIZED AREAS: 1960—Con.

Value
Gross Rent

Contract Rent
Duration of Vacancy

[Some data based on sample; median not shown where base is insufficient; see text. "U" denotes an unincorporated place. Plus (+) or minus (-) after number indicates median above or below that number]

| SUBJECT | STANDARD METROPOLITAN STATISTICAL AREAS--CON. | | | | URBANIZED AREAS | | |
|--|---|---------|------------------|--------|-----------------|----------|---------|
| | SAGINAW | | | | ANN ARBOR | BAY CITY | DETROIT |
| | THE AREA SAGINAW COUNTY | SAGINAW | URBAN BALANCE | RURAL | | | |
| VALUE | | | | | | | |
| OWNER OCCUPIED | 34 292 | 18 152 | 7 859 | 8 281 | 17 384 | 14 984 | 665 574 |
| LESS THAN \$5,000 | 2 628 | 1 086 | 523 | 1 019 | 163 | 1 625 | 12 546 |
| \$5,000 TO \$7,400 | 5 277 | 2 386 | 955 | 1 336 | 452 | 2 719 | 47 077 |
| \$7,500 TO \$9,900 | 6 635 | 4 211 | 1 021 | 1 403 | 1 138 | 3 131 | 93 224 |
| \$10,000 TO \$12,400 | 6 217 | 3 858 | 1 052 | 1 307 | 2 911 | 2 583 | 137 840 |
| \$12,500 TO \$14,900 | 4 499 | 2 491 | 982 | 1 026 | 3 344 | 1 849 | 126 356 |
| \$15,000 TO \$17,400 | 3 106 | 1 454 | 777 | 875 | 3 041 | 1 181 | 99 095 |
| \$17,500 TO \$19,900 | 2 080 | 829 | 770 | 481 | 1 919 | 650 | 57 920 |
| \$20,000 TO \$24,900 | 2 060 | 630 | 861 | 569 | 2 074 | 676 | 45 284 |
| \$25,000 TO \$34,900 | 1 171 | 439 | 517 | 215 | 1 450 | 364 | 29 294 |
| \$35,000 OR MORE | 619 | 168 | 401 | 50 | 892 | 206 | 16 938 |
| MEDIAN DOLLARS | 11 000 | 10 500 | 13 500 | 10 700 | 15 600 | 10 000 | 13 300 |
| VACANT AVAILABLE FOR SALE | | | | | | | |
| LESS THAN \$5,000 | 582 | 250 | 182 | 150 | 347 | 181 | 10 120 |
| \$5,000 TO \$9,900 | 51 | 19 | 19 | 13 | .. | 31 | 293 |
| \$10,000 TO \$14,900 | 158 | 90 | 26 | 42 | 24 | 67 | 2 025 |
| \$15,000 TO \$19,900 | 158 | 92 | 32 | 34 | 132 | 32 | 3 983 |
| \$20,000 TO \$24,900 | 109 | 24 | 58 | 27 | 108 | 34 | 2 158 |
| \$25,000 OR MORE | 50 | 7 | 13 | 30 | 37 | 5 | 591 |
| MEDIAN PRICE ASKED DOLLARS | 12 600 | 10 900 | .. | .. | 15 800 | .. | 13 400 |
| GROSS RENT | | | | | | | |
| RENTER OCCUPIED | 11 549 | 8 955 | 849 | 1 745 | 13 500 | 4 763 | 301 955 |
| LESS THAN \$20 | 26 | 18 | .. | 8 | 25 | 20 | 364 |
| \$20 TO \$29 | 202 | 139 | 33 | 30 | 82 | 61 | 3 180 |
| \$30 TO \$39 | 439 | 334 | 37 | 68 | 385 | 172 | 9 030 |
| \$40 TO \$49 | 818 | 626 | 69 | 123 | 491 | 413 | 15 657 |
| \$50 TO \$59 | 1 267 | 1 021 | 67 | 179 | 491 | 630 | 26 479 |
| \$60 TO \$69 | 2 009 | 1 666 | 133 | 210 | 859 | 923 | 45 542 |
| \$70 TO \$79 | 1 639 | 1 362 | 92 | 185 | 1 226 | 752 | 48 412 |
| \$80 TO \$89 | 2 652 | 2 106 | 193 | 353 | 3 846 | 897 | 73 681 |
| \$100 TO \$119 | 1 023 | 799 | 79 | 145 | 2 600 | 310 | 40 155 |
| \$120 TO \$149 | 516 | 417 | 43 | 56 | 1 931 | 205 | 19 565 |
| \$150 TO \$199 | 119 | 90 | 26 | 3 | 908 | 40 | 6 041 |
| \$200 OR MORE | 25 | 16 | .. | 9 | 155 | 26 | 1 961 |
| NO CASH RENT | 814 | 361 | 77 | 376 | 501 | 314 | 11 888 |
| MEDIAN DOLLARS | 74 | 74 | 75 | 74 | 95 | 70 | 79 |
| CONTRACT RENT | | | | | | | |
| RENTER OCCUPIED | 11 549 | 8 955 | 849 | 1 745 | 13 500 | 4 763 | 301 955 |
| LESS THAN \$20 | 111 | 22 | 33 | 56 | 37 | 56 | 898 |
| \$20 TO \$29 | 524 | 269 | 74 | 181 | 126 | 146 | 6 201 |
| \$30 TO \$39 | 909 | 569 | 102 | 238 | 486 | 429 | 16 378 |
| \$40 TO \$59 | 3 599 | 2 931 | 238 | 430 | 1 428 | 1 733 | 80 109 |
| \$60 TO \$79 | 4 159 | 3 571 | 233 | 355 | 3 022 | 1 547 | 122 445 |
| \$80 TO \$99 | 1 066 | 954 | 33 | 79 | 3 927 | 330 | 38 787 |
| \$100 TO \$149 | 352 | 266 | 56 | 30 | 3 480 | 173 | 21 282 |
| \$150 OR MORE | 15 | 12 | 3 | .. | 493 | 35 | 3 967 |
| NO CASH RENT | 814 | 361 | 77 | 376 | 501 | 314 | 11 888 |
| MEDIAN DOLLARS | 61 | 62 | 55 | 50 | 87 | 58 | 66 |
| VACANT AVAILABLE FOR RENT | | | | | | | |
| LESS THAN \$30 | 701 | 532 | 68 | 101 | 998 | 295 | 35 762 |
| \$30 TO \$39 | 48 | 9 | 22 | 17 | 13 | 8 | 1 224 |
| \$40 TO \$59 | 69 | 45 | .. | 24 | 56 | 36 | 3 016 |
| \$60 TO \$79 | 245 | 191 | 18 | 36 | 165 | 104 | 11 928 |
| \$80 TO \$99 | 257 | 220 | 17 | 20 | 188 | 106 | 13 664 |
| \$100 TO \$119 | 46 | 46 | .. | .. | 330 | 12 | 3 223 |
| \$120 OR MORE | 21 | 12 | 5 | 4 | 149 | 20 | 1 396 |
| MEDIAN RENT ASKED (DOLLARS)! | 15 | 9 | 6 | .. | 97 | 9 | 1 311 |
| VACANT AVAILABLE FOR RENT | 59 | 62 | .. | .. | 85 | 60 | 62 |
| WITH ALL UTILITIES IN RENT | 59 | 60 | .. | .. | 74 | .. | 60 |
| WITH SOME OR NO UTILITIES IN RENT | 61 | 64 | .. | .. | 88 | .. | 63 |
| DURATION OF VACANCY | | | | | | | |
| VACANT AVAILABLE FOR SALE | 595 | 242 | 188 | 165 | 334 | 146 | 10 315 |
| LESS THAN 4 MONTHS | 318 | 146 | 79 | 93 | 198 | 76 | 5 671 |
| 4 UP TO 6 MONTHS | 71 | 34 | 23 | 14 | 56 | 12 | 1 580 |
| 6 MONTHS OR MORE | 206 | 62 | 86 | 58 | 80 | 58 | 3 064 |
| VACANT AVAILABLE FOR RENT | | | | | | | |
| LESS THAN 1 MONTH | 681 | 496 | 68 | 117 | 1 057 | 310 | 35 834 |
| 1 UP TO 4 MONTHS | 104 | 83 | 4 | 17 | 263 | 115 | 5 386 |
| 4 UP TO 6 MONTHS | 275 | 214 | 34 | 27 | 492 | 116 | 17 081 |
| 6 MONTHS OR MORE | 68 | 50 | 15 | 3 | 125 | 31 | 4 757 |
| MEDIAN MONTHS | 234 | 149 | 15 | 15 | 177 | 48 | 8 610 |

Table 17.—FINANCIAL CHARACTERISTICS AND DURATION OF VACANCY, FOR SMSA'S, CONSTITUENT COUNTIES, PLACES OF 50,000 INHABITANTS OR MORE, URBAN BALANCE, RURAL TOTAL, AND URBANIZED AREAS: 1960—Con.

Value
Gross Rent

Contract Rent
Duration of Vacancy

[Some data based on sample; median not shown where base is insufficient; see text. "U" denotes an unincorporated place. Plus (+) or minus (-) after number indicates median above or below that number]

| SUBJECT | URBANIZED AREAS--CON. | | | | | | |
|--|-----------------------|--------------|---------|-----------|---------|---------------------------|---------|
| | FLINT | GRAND RAPIDS | JACKSON | KALAMAZOO | LANSING | MUSKEGON-MUSKEGON HEIGHTS | SAGINAW |
| VALUE | | | | | | | |
| OWNER OCCUPIED | 56 306 | 58 269 | 14 541 | 22 045 | 31 869 | 19 500 | 25 455 |
| LESS THAN \$5,000 | 2 429 | 1 585 | 1 045 | 713 | 962 | 1 180 | 1 561 |
| \$5,000 TO \$7,400 | 7 561 | 5 757 | 2 610 | 2 287 | 3 002 | 3 410 | 3 822 |
| \$7,500 TO \$9,900 | 13 237 | 10 326 | 3 257 | 4 315 | 6 323 | 4 980 | 5 127 |
| \$10,000 TO \$12,400 | 12 334 | 12 403 | 2 805 | 4 464 | 6 039 | 3 967 | 4 799 |
| \$12,500 TO \$14,900 | 10 205 | 10 864 | 1 783 | 3 642 | 4 506 | 2 382 | 3 402 |
| \$15,000 TO \$17,400 | 5 143 | 6 319 | 968 | 2 312 | 3 773 | 1 443 | 2 184 |
| \$17,500 TO \$19,900 | 2 205 | 3 634 | 563 | 1 418 | 2 252 | 773 | 1 579 |
| \$20,000 TO \$24,900 | 1 790 | 3 710 | 651 | 1 486 | 2 450 | 704 | 1 467 |
| \$25,000 TO \$34,900 | 886 | 2 402 | 512 | 940 | 1 698 | 441 | 945 |
| \$35,000 OR MORE | 516 | 1 269 | 347 | 468 | 864 | 220 | 569 |
| MEDIAN DOLLARS | 11 000 | 12 300 | 10 300 | 12 100 | 12 300 | 10 100 | 11 200 |
| VACANT AVAILABLE FOR SALE. | | | | | | | |
| LESS THAN \$5,000 | 1 146 | 706 | 117 | 378 | 582 | 276 | 426 |
| \$5,000 TO \$9,900 | 95 | 32 | 8 | 25 | 25 | 24 | 38 |
| \$10,000 TO \$14,900 | 453 | 170 | 48 | 114 | 141 | 92 | 116 |
| \$15,000 TO \$19,900 | 425 | 208 | 34 | 106 | 185 | 82 | 124 |
| \$20,000 TO \$24,900 | 94 | 144 | 5 | 46 | 101 | 65 | 76 |
| \$25,000 OR MORE | 26 | 63 | 18 | 34 | 47 | 6 | 20 |
| MEDIAN PRICE ASKED DOLLARS | 10 300 | 13 600 | ... | 12 400 | 13 400 | 11 300 | 12 400 |
| GROSS RENT | | | | | | | |
| RENTER OCCUPIED | 18 409 | 22 359 | 6 140 | 9 488 | 14 684 | 7 196 | 9 638 |
| LESS THAN \$20 | 4 | 31 | 16 | 26 | 7 | ... | 18 |
| \$20 TO \$29 | 183 | 360 | 96 | 130 | 112 | 163 | 168 |
| \$30 TO \$39 | 422 | 954 | 272 | 438 | 421 | 429 | 351 |
| \$40 TO \$49 | 781 | 1 994 | 432 | 617 | 626 | 855 | 675 |
| \$50 TO \$59 | 1 423 | 3 257 | 611 | 812 | 961 | 1 214 | 1 070 |
| \$60 TO \$69 | 2 626 | 4 429 | 987 | 1 853 | 1 811 | 1 424 | 1 775 |
| \$70 TO \$79 | 2 594 | 3 519 | 894 | 1 478 | 2 662 | 1 014 | 1 430 |
| \$80 TO \$89 | 5 259 | 3 878 | 1 401 | 2 174 | 4 134 | 1 122 | 2 271 |
| \$90 TO \$99 | 2 839 | 1 803 | 674 | 933 | 1 976 | 365 | 874 |
| \$100 TO \$119 | 1 152 | 731 | 294 | 573 | 987 | 187 | 460 |
| \$120 TO \$149 | 234 | 315 | 125 | 83 | 315 | 66 | 116 |
| \$150 OR MORE | 66 | 35 | 25 | 21 | 71 | 12 | 16 |
| NO CASH RENT | 826 | 1 053 | 313 | 350 | 601 | 345 | 414 |
| MEDIAN DOLLARS | 82 | 69 | 76 | 75 | 82 | 65 | 74 |
| CONTRACT RENT | | | | | | | |
| RENTER OCCUPIED | 18 409 | 22 359 | 6 140 | 9 488 | 14 684 | 7 196 | 9 638 |
| LESS THAN \$20 | 37 | 132 | 49 | 54 | 18 | 32 | 55 |
| \$20 TO \$29 | 404 | 911 | 175 | 252 | 199 | 363 | 331 |
| \$30 TO \$39 | 653 | 2 060 | 419 | 646 | 565 | 814 | 634 |
| \$40 TO \$49 | 4 159 | 8 083 | 1 634 | 2 102 | 2 527 | 3 231 | 3 100 |
| \$50 TO \$59 | 7 502 | 7 008 | 2 292 | 3 960 | 5 886 | 1 892 | 3 784 |
| \$60 TO \$69 | 3 505 | 1 763 | 896 | 1 421 | 3 296 | 308 | 983 |
| \$70 TO \$79 | 3 505 | 1 196 | 316 | 673 | 1 464 | 191 | 322 |
| \$80 TO \$89 | 1 195 | 153 | 46 | 30 | 128 | 20 | 15 |
| \$90 TO \$99 | 128 | 153 | 313 | 350 | 601 | 345 | 414 |
| NO CASH RENT | 826 | 1 053 | 313 | 350 | 601 | 345 | 414 |
| MEDIAN DOLLARS | 68 | 59 | 65 | 66 | 73 | 54 | 62 |
| VACANT AVAILABLE FOR RENT. | | | | | | | |
| LESS THAN \$30 | 2 332 | 2 192 | 366 | 939 | 1 233 | 619 | 569 |
| \$30 TO \$39 | 42 | 90 | 21 | 65 | 23 | 30 | 18 |
| \$40 TO \$49 | 110 | 298 | 25 | 86 | 53 | 64 | 45 |
| \$50 TO \$59 | 621 | 900 | 109 | 222 | 307 | 346 | 197 |
| \$60 TO \$69 | 1 030 | 590 | 155 | 356 | 524 | 148 | 231 |
| \$70 TO \$79 | 354 | 124 | 37 | 125 | 213 | 148 | 231 |
| \$80 TO \$89 | 115 | 147 | 12 | 55 | 61 | 8 | 46 |
| \$90 TO \$99 | 60 | 43 | 7 | 30 | 52 | 9 | 17 |
| \$100 OR MORE | 60 | 43 | 7 | 30 | 52 | 9 | 17 |
| MEDIAN RENT ASKED (DOLLARS): | 60 | 43 | 7 | 30 | 52 | 9 | 17 |
| VACANT AVAILABLE FOR RENT: | | | | | | | |
| WITH ALL UTILITIES IN RENT | 66 | 56 | 63 | 64 | 68 | 54 | 62 |
| WITH SOME OR NO UTILITIES IN RENT | 67 | 56 | 60 | 63 | 66 | 55 | 60 |
| MEDIAN DOLLARS | 64 | 57 | ... | 68 | 69 | 54 | 64 |
| DURATION OF VACANCY | | | | | | | |
| VACANT AVAILABLE FOR SALE | | | | | | | |
| LESS THAN 4 MONTHS | 1 252 | 700 | 98 | 367 | 574 | 299 | 418 |
| 4 UP TO 6 MONTHS | 621 | 438 | 56 | 202 | 310 | 150 | 225 |
| 6 MONTHS OR MORE | 184 | 75 | 19 | 60 | 62 | 34 | 51 |
| MEDIAN MONTHS | 447 | 187 | 23 | 105 | 202 | 115 | 142 |
| VACANT AVAILABLE FOR RENT | | | | | | | |
| LESS THAN 1 MONTH | 2 249 | 2 143 | 363 | 948 | 1 193 | 619 | 533 |
| 1 UP TO 4 MONTHS | 395 | 363 | 103 | 274 | 196 | 105 | 87 |
| 4 UP TO 6 MONTHS | 1 011 | 1 074 | 190 | 349 | 516 | 209 | 236 |
| 6 MONTHS OR MORE | 262 | 176 | 20 | 90 | 168 | 95 | 52 |
| MEDIAN MONTHS | 581 | 530 | 50 | 235 | 313 | 210 | 158 |

Table 18.—TENURE, VACANCY STATUS, AND CONDITION AND PLUMBING FACILITIES, FOR PLACES OF 25,000 TO 50,000 INHABITANTS: 1960

[Some data based on sample; see text. "U" denotes an unincorporated place]

Tenure by Color,
Vacancy Status
Condition and
Plumbing

Water Supply
Toilet Fac.
Bathing Fac.
Bathrooms

| SUBJECT | ALLEN PARK | BATTLE CREEK | BIRMINGHAM | EAST DETROIT | EAST LANSING | FERDALE | GARDEN CITY | HAMTRAMCK | HAZEL PARK | HIGHLAND PARK |
|--|------------|--------------|------------|--------------|--------------|---------|-------------|-----------|------------|---------------|
| ALL HOUSING UNITS. | 9 528 | 15 762 | 7 928 | 12 261 | 7 207 | 9 886 | 9 352 | 11 529 | 7 468 | 15 153 |
| TENURE, COLOR, AND VACANCY STATUS | | | | | | | | | | |
| OCCUPIED | 9 419 | 14 677 | 7 624 | 12 027 | 6 967 | 9 612 | 9 109 | 10 767 | 7 218 | 13 820 |
| OWNER OCCUPIED | 9 042 | 9 348 | 5 971 | 11 135 | 3 280 | 7 840 | 8 513 | 5 620 | 5 934 | 5 230 |
| PERCENT OF ALL OCCUPIED, | 96.0 | 63.7 | 78.3 | 92.6 | 47.1 | 81.6 | 93.5 | 52.2 | 82.2 | 37.8 |
| WHITE. | 9 018 | 8 312 | 5 963 | 11 127 | 3 271 | 7 815 | 8 496 | 5 144 | 5 926 | 4 280 |
| NONWHITE | 24 | 1 036 | 8 | 8 | 9 | 25 | 17 | 476 | 8 | 950 |
| RENTER OCCUPIED, | 377 | 5 329 | 1 653 | 892 | 3 687 | 1 772 | 596 | 5 147 | 1 284 | 8 590 |
| WHITE. | 377 | 4 608 | 1 653 | 888 | 3 559 | 1 768 | 589 | 4 338 | 1 284 | 7 475 |
| NONWHITE | ... | 721 | ... | 4 | 128 | 4 | 7 | 809 | ... | 1 115 |
| VACANT | 109 | 1 085 | 304 | 234 | 240 | 274 | 243 | 762 | 250 | 1 333 |
| YEAR ROUND | 107 | 1 050 | 301 | 225 | 230 | 269 | 239 | 754 | 249 | 1 328 |
| SOUND OR DETERIORATING | 107 | 940 | 296 | 220 | 219 | 256 | 234 | 586 | 231 | 1 288 |
| AVAILABLE. | 61 | 769 | 211 | 154 | 173 | 172 | 165 | 524 | 166 | 1 157 |
| FOR SALE ONLY. | 48 | 137 | 70 | 107 | 38 | 62 | 113 | 42 | 52 | 36 |
| HOMEOWNER VACANCY RATE | 0.5 | 1.4 | 1.2 | 1.0 | 1.1 | 0.8 | 1.3 | 0.7 | 0.9 | 0.7 |
| FOR RENT | 13 | 632 | 141 | 47 | 135 | 110 | 52 | 482 | 114 | 1 121 |
| RENTAL VACANCY RATE. | 3.3 | 10.6 | 7.9 | 5.0 | 3.5 | 5.8 | 8.0 | 8.6 | 8.2 | 11.5 |
| RENTED OR SOLD, AWAITING OCCUPANCY | 31 | 29 | 55 | 35 | 16 | 44 | 44 | 12 | 32 | 33 |
| HELD FOR OCCASIONAL USE. | 4 | 8 | 6 | 6 | 3 | 5 | 5 | 6 | 7 | 7 |
| HELD FOR OTHER REASONS | 11 | 134 | 24 | 25 | 27 | 35 | 20 | 45 | 27 | 91 |
| DILAPIDATED. | ... | 110 | 3 | 5 | 11 | 13 | 5 | 168 | 18 | 40 |
| SEASONAL | 2 | 35 | 3 | 9 | 10 | 5 | 4 | 8 | 1 | 5 |
| CONDITION AND PLUMBING | | | | | | | | | | |
| ALL UNITS. | 9 528 | 15 762 | 7 928 | 12 261 | 7 206 | 9 886 | 9 352 | 11 501 | 7 468 | 15 083 |
| SOUND. | 9 479 | 13 119 | 7 652 | 11 840 | 6 957 | 9 455 | 9 150 | 9 450 | 6 640 | 13 347 |
| WITH ALL PLUMBING FACILITIES | 9 467 | 12 150 | 7 635 | 11 820 | 6 834 | 9 397 | 9 103 | 9 188 | 6 588 | 12 046 |
| LACKING ONLY HOT WATER | ... | 47 | ... | ... | 8 | 10 | ... | 41 | 17 | 28 |
| LACKING OTHER PLUMBING FACILITIES. | 12 | 922 | 17 | 20 | 115 | 48 | 47 | 221 | 35 | 1 273 |
| DETERIORATING. | 49 | 2 013 | 265 | 358 | 192 | 395 | 161 | 1 522 | 711 | 1 575 |
| WITH ALL PLUMBING FACILITIES | 40 | 1 628 | 257 | 358 | 158 | 375 | 141 | 1 350 | 654 | 1 288 |
| LACKING ONLY HOT WATER | 3 | 71 | 4 | ... | ... | 8 | ... | 18 | ... | 4 |
| LACKING OTHER PLUMBING FACILITIES. | 6 | 314 | 4 | ... | 34 | 12 | 20 | 154 | 57 | 283 |
| DILAPIDATED. | ... | 630 | 11 | 63 | 57 | 36 | 41 | 529 | 117 | 161 |
| OWNER OCCUPIED | 9 042 | 9 348 | 5 971 | 11 135 | 3 280 | 7 840 | 8 513 | 5 620 | 5 934 | 5 230 |
| SOUND. | 9 011 | 8 307 | 5 804 | 10 848 | 3 221 | 7 599 | 8 371 | 5 002 | 5 496 | 4 784 |
| WITH ALL PLUMBING FACILITIES | 8 999 | 8 112 | 5 804 | 10 836 | 3 209 | 7 591 | 8 343 | 4 966 | 5 479 | 4 705 |
| LACKING SOME OR ALL FACILITIES | 12 | 195 | ... | 12 | 21 | 8 | 28 | 36 | 17 | 79 |
| DETERIORATING. | 31 | 874 | 163 | 260 | 47 | 221 | 113 | 537 | 390 | 417 |
| WITH ALL PLUMBING FACILITIES | 31 | 796 | 159 | 260 | 47 | 217 | 97 | 519 | 370 | 409 |
| LACKING SOME OR ALL FACILITIES | ... | 78 | 4 | ... | ... | 4 | 16 | 18 | 20 | 8 |
| DILAPIDATED. | ... | 167 | 4 | 27 | 12 | 20 | 29 | 81 | 48 | 29 |
| RENTER OCCUPIED. | 377 | 5 329 | 1 653 | 892 | 3 687 | 1 772 | 596 | 5 147 | 1 284 | 8 590 |
| SOUND. | 365 | 4 025 | 1 563 | 790 | 3 531 | 1 605 | 541 | 4 060 | 951 | 7 553 |
| WITH ALL PLUMBING FACILITIES | 365 | 3 376 | 1 551 | 782 | 3 437 | 1 570 | 522 | 3 867 | 926 | 6 643 |
| LACKING SOME OR ALL FACILITIES | ... | 649 | 12 | 8 | 94 | 35 | 19 | 193 | 25 | 910 |
| DETERIORATING. | 12 | 943 | 90 | 75 | 124 | 151 | 48 | 799 | 284 | 930 |
| WITH ALL PLUMBING FACILITIES | 3 | 709 | 86 | 75 | 90 | 135 | 44 | 682 | 257 | 684 |
| LACKING SOME OR ALL FACILITIES | 9 | 234 | 4 | ... | 34 | 16 | 4 | 117 | 27 | 246 |
| DILAPIDATED. | ... | 361 | ... | 27 | 32 | 16 | 7 | 288 | 49 | 107 |
| VACANT AVAILABLE FOR SALE. | 48 | 137 | 70 | 107 | 38 | 62 | 113 | 42 | 52 | 36 |
| WITH ALL PLUMBING FACILITIES | 47 | 128 | 69 | 106 | 38 | 61 | 112 | 40 | 50 | 34 |
| LACKING SOME OR ALL FACILITIES | 1 | 9 | 1 | 1 | ... | 1 | 2 | 2 | 2 | 2 |
| VACANT AVAILABLE FOR RENT. | 13 | 632 | 141 | 47 | 135 | 110 | 52 | 482 | 114 | 1 121 |
| WITH ALL PLUMBING FACILITIES | 11 | 462 | 140 | 46 | 132 | 103 | 48 | 397 | 105 | 769 |
| LACKING SOME OR ALL FACILITIES | 2 | 170 | 1 | 1 | 3 | 7 | 4 | 85 | 9 | 352 |
| ALL HOUSING UNITS, | 9 528 | 15 762 | 7 928 | 12 261 | 7 207 | 9 886 | 9 352 | 11 529 | 7 468 | 15 153 |
| WATER SUPPLY | | | | | | | | | | |
| HOT AND COLD PIPED WATER INSIDE STRUCTURE. | 9 523 | 15 404 | 7 912 | 12 252 | 7 176 | 9 861 | 9 336 | 11 263 | 7 422 | 15 014 |
| ONLY COLD PIPED WATER INSIDE STRUCTURE | 5 | 350 | 8 | 9 | 20 | 25 | 16 | 234 | 46 | 65 |
| PIPED WATER OUTSIDE STRUCTURE. | ... | 4 | ... | ... | ... | ... | ... | ... | ... | ... |
| NO PIPED WATER | ... | 4 | 8 | ... | 10 | ... | ... | 4 | ... | 4 |
| TOILET FACILITIES | | | | | | | | | | |
| FLUSH TOILET, EXCLUSIVE USE. | 9 516 | 14 620 | 7 908 | 12 253 | 7 052 | 9 834 | 9 311 | 11 374 | 7 395 | 13 546 |
| FLUSH TOILET, SHARED | 12 | 1 083 | 12 | 8 | 136 | 52 | 41 | 102 | 61 | 1 529 |
| OTHER TOILET FACILITIES OR NONE. | ... | 59 | 8 | ... | 18 | ... | ... | 25 | 12 | 8 |
| BATHING FACILITIES | | | | | | | | | | |
| BATHTUB OR SHOWER, EXCLUSIVE USE | 9 510 | 14 370 | 7 904 | 12 245 | 7 054 | 9 835 | 9 309 | 11 052 | 7 366 | 13 518 |
| BATHTUB OR SHOWER, SHARED. | 16 | 1 164 | 12 | 12 | 133 | 40 | 24 | 186 | 62 | 1 552 |
| NO BATHTUB OR SHOWER | 2 | 228 | 12 | 4 | 19 | 11 | 19 | 263 | 40 | 13 |
| BATHROOMS | | | | | | | | | | |
| 1. | 6 761 | 11 770 | 4 160 | 9 332 | 4 873 | 8 470 | 8 379 | 10 046 | 6 894 | 11 561 |
| 1 PLUS PARTIAL | 1 921 | 1 532 | 1 799 | 2 336 | 1 264 | 903 | 590 | 420 | 258 | 1 405 |
| 2 OR MORE. | 827 | 874 | 1 945 | 579 | 906 | 431 | 293 | 475 | 180 | 523 |
| SHARED OR NONE | 19 | 1 586 | 24 | 14 | 163 | 82 | 90 | 560 | 136 | 1 592 |

Table 18.—TENURE, VACANCY STATUS, AND CONDITION AND PLUMBING FACILITIES, FOR PLACES OF 25,000 TO 50,000 INHABITANTS: 1960—Con.

[Some data based on sample; see text. "U" denotes an unincorporated place]

Tenure by Color,
Vacancy Status
Condition and
Plumbing

Water Supply
Toilet Fac.
Bathing Fac.
Bathrooms

| SUBJECT | INKSTER | MADISON HEIGHTS | MIDLAND | MUSKEGON | OAK PARK | PORT HURON | SOUTHFIELD | SOUTHGATE | WYANDOTTE | WYOMING |
|---|---------|-----------------|---------|----------|----------|------------|------------|-----------|-----------|---------|
| ALL HOUSING UNITS | 9 713 | 8 873 | 8 179 | 15 598 | 9 886 | 12 160 | 9 103 | 7 392 | 12 907 | 12 707 |
| TENURE: COLOR, AND VACANCY STATUS | | | | | | | | | | |
| OCCUPIED | 9 359 | 8 545 | 7 531 | 14 739 | 9 678 | 11 250 | 8 730 | 7 226 | 12 396 | 12 353 |
| OWNER OCCUPIED | 7 787 | 7 642 | 6 063 | 9 942 | 8 337 | 8 056 | 8 119 | 6 824 | 9 007 | 11 220 |
| PERCENT OF ALL OCCUPIED | 83.2 | 89.4 | 80.5 | 67.5 | 86.1 | 71.6 | 93.0 | 94.4 | 72.7 | 90.8 |
| WHITE | 5 708 | 7 630 | 6 055 | 9 564 | 8 329 | 7 755 | 8 099 | 6 820 | 9 007 | 11 212 |
| NONWHITE | 2 079 | 12 | 8 | 378 | 8 | 301 | 20 | 4 | ... | 8 |
| RENTER OCCUPIED | 1 572 | 903 | 1 468 | 4 797 | 1 341 | 3 194 | 611 | 402 | 3 389 | 1 133 |
| WHITE | 586 | 899 | 1 451 | 4 197 | 1 333 | 3 057 | 603 | 402 | 3 385 | 1 133 |
| NONWHITE | 986 | 4 | 17 | 600 | 8 | 137 | 8 | ... | 4 | ... |
| VACANT | 354 | 328 | 648 | 859 | 208 | 910 | 373 | 166 | 511 | 354 |
| YEAR ROUND | 348 | 320 | 625 | 786 | 208 | 778 | 361 | 164 | 497 | 351 |
| SOUND OR DETERIORATING | 325 | 308 | 611 | 698 | 206 | 672 | 342 | 161 | 478 | 321 |
| AVAILABLE | 268 | 210 | 517 | 556 | 150 | 521 | 248 | 104 | 363 | 220 |
| FOR SALE ONLY | 189 | 118 | 210 | 130 | 65 | 138 | 203 | 59 | 99 | 156 |
| HOMEOOWNER VACANCY RATE | 2.4 | 1.5 | 3.3 | 1.2 | 0.8 | 1.7 | 2.4 | 0.9 | 1.1 | 1.4 |
| FOR RENT | 79 | 92 | 307 | 426 | 85 | 383 | 45 | 45 | 264 | 64 |
| RENTAL VACANCY RATE | 4.8 | 9.2 | 17.3 | 8.2 | 6.0 | 10.7 | 6.9 | 10.1 | 7.2 | 5.3 |
| RENTED OR SOLD, AWAITING OCCUPANCY | 20 | 82 | 36 | 22 | 48 | 36 | 66 | 38 | 23 | 57 |
| HELD FOR OCCASIONAL USE | 1 | 2 | 13 | 6 | 1 | 15 | 8 | 3 | 7 | 8 |
| HELD FOR OTHER REASONS | 36 | 14 | 45 | 114 | 7 | 100 | 20 | 16 | 85 | 36 |
| DILAPIDATED | 23 | 12 | 14 | 88 | 2 | 106 | 19 | 3 | 19 | 10 |
| SEASONAL | 6 | 8 | 23 | 73 | ... | 132 | 12 | 2 | 14 | 23 |
| CONDITION AND PLUMBING | | | | | | | | | | |
| ALL UNITS | 9 713 | 8 873 | 8 179 | 15 598 | 9 886 | 12 160 | 9 103 | 7 392 | 12 883 | 12 707 |
| SOUND | 9 278 | 8 362 | 7 578 | 12 388 | 9 829 | 9 706 | 8 629 | 7 254 | 11 835 | 11 724 |
| WITH ALL PLUMBING FACILITIES | 9 229 | 8 303 | 7 403 | 11 633 | 9 829 | 9 239 | 8 534 | 7 218 | 11 725 | 11 558 |
| LACKING ONLY HOT WATER | 8 | 38 | 20 | 43 | ... | 100 | 31 | 4 | 16 | 44 |
| LACKING OTHER PLUMBING FACILITIES | 41 | 21 | 155 | 712 | ... | 367 | 64 | 32 | 94 | 122 |
| DETERIORATING | 330 | 444 | 535 | 2 589 | 40 | 2 070 | 393 | 114 | 934 | 907 |
| WITH ALL PLUMBING FACILITIES | 301 | 404 | 413 | 2 273 | 33 | 1 649 | 374 | 114 | 871 | 768 |
| LACKING ONLY HOT WATER | ... | 8 | 8 | 44 | 4 | 113 | 11 | ... | 8 | 40 |
| LACKING OTHER PLUMBING FACILITIES | 29 | 32 | 114 | 272 | 3 | 308 | 8 | ... | 55 | 99 |
| DILAPIDATED | 105 | 67 | 66 | 621 | 17 | 384 | 81 | 24 | 114 | 76 |
| OWNER OCCUPIED | 7 787 | 7 642 | 6 063 | 9 942 | 8 337 | 8 056 | 8 119 | 6 824 | 9 007 | 11 220 |
| SOUND | 7 812 | 7 309 | 5 824 | 8 434 | 8 305 | 6 854 | 7 812 | 6 735 | 8 557 | 10 479 |
| WITH ALL PLUMBING FACILITIES | 7 592 | 7 285 | 5 735 | 8 322 | 8 305 | 6 648 | 7 759 | 6 719 | 8 541 | 10 352 |
| LACKING SOME OR ALL FACILITIES | 20 | 44 | 89 | 112 | ... | 206 | 53 | 16 | 127 | 127 |
| DETERIORATING | 183 | 270 | 203 | 1 241 | 32 | 1 090 | 275 | 81 | 398 | 693 |
| WITH ALL PLUMBING FACILITIES | 150 | 266 | 158 | 1 176 | 28 | 947 | 267 | 81 | 386 | 605 |
| LACKING SOME OR ALL FACILITIES | 13 | 24 | 45 | 65 | 4 | 143 | 8 | ... | 12 | 88 |
| DILAPIDATED | 12 | 43 | 36 | 267 | ... | 112 | 32 | 8 | 52 | 48 |
| RENTER OCCUPIED | 1 572 | 903 | 1 468 | 4 797 | 1 341 | 3 194 | 611 | 402 | 3 389 | 1 133 |
| SOUND | 1 380 | 760 | 1 200 | 3 410 | 1 326 | 2 299 | 523 | 368 | 2 861 | 944 |
| WITH ALL PLUMBING FACILITIES | 1 359 | 755 | 1 146 | 2 850 | 1 326 | 2 095 | 481 | 352 | 2 775 | 909 |
| LACKING SOME OR ALL FACILITIES | 21 | 5 | 54 | 560 | ... | 204 | 42 | 16 | 86 | 35 |
| DETERIORATING | 144 | 131 | 248 | 1 113 | 3 | 737 | 63 | 24 | 478 | 161 |
| WITH ALL PLUMBING FACILITIES | 128 | 118 | 194 | 1 113 | 3 | 528 | 59 | 24 | 432 | 125 |
| LACKING SOME OR ALL FACILITIES | 16 | 13 | 54 | 192 | ... | 209 | 4 | ... | 46 | 36 |
| DILAPIDATED | 48 | 12 | 20 | 274 | 12 | 158 | 25 | 10 | 50 | 28 |
| VACANT AVAILABLE FOR SALE | 189 | 118 | 210 | 130 | 65 | 138 | 203 | 59 | 99 | 156 |
| WITH ALL PLUMBING FACILITIES | 187 | 112 | 197 | 121 | 65 | 128 | 203 | 59 | 98 | 151 |
| LACKING SOME OR ALL FACILITIES | 2 | 6 | 13 | 9 | ... | 10 | ... | ... | 1 | 5 |
| VACANT AVAILABLE FOR RENT | 79 | 92 | 307 | 426 | 85 | 383 | 45 | 45 | 264 | 64 |
| WITH ALL PLUMBING FACILITIES | 70 | 85 | 285 | 306 | 84 | 307 | 42 | 41 | 246 | 56 |
| LACKING SOME OR ALL FACILITIES | 9 | 7 | 22 | 120 | 1 | 76 | 3 | 4 | 18 | 8 |
| ALL HOUSING UNITS | 9 713 | 8 873 | 8 179 | 15 598 | 9 886 | 12 160 | 9 103 | 7 392 | 12 907 | 12 707 |
| WATER SUPPLY | | | | | | | | | | |
| HOT AND COLD PIPED WATER INSIDE STRUCTURE | 9 680 | 8 791 | 7 966 | 15 295 | 9 882 | 11 559 | 9 025 | 7 372 | 12 816 | 12 443 |
| ONLY COLD PIPED WATER INSIDE STRUCTURE | 24 | 67 | 184 | 289 | 4 | 569 | 62 | 11 | 63 | 229 |
| PIPED WATER OUTSIDE STRUCTURE | ... | ... | 4 | ... | ... | 7 | 4 | ... | 4 | 4 |
| NO PIPED WATER | 9 | 15 | 25 | 14 | ... | 25 | 12 | 9 | 4 | 31 |
| TOILET FACILITIES | | | | | | | | | | |
| FLUSH TOILET, EXCLUSIVE USE | 9 647 | 8 827 | 7 971 | 14 708 | 9 883 | 11 623 | 9 067 | 7 358 | 12 778 | 12 613 |
| FLUSH TOILET, SHARED | 57 | 23 | 63 | 833 | 3 | 393 | 8 | 21 | 97 | 19 |
| OTHER TOILET FACILITIES OR NONE | 9 | 23 | 145 | 57 | ... | 144 | 28 | 13 | 8 | 75 |
| BATHING FACILITIES | | | | | | | | | | |
| BATHTUB OR SHOWER, EXCLUSIVE USE | 9 635 | 8 801 | 7 886 | 14 452 | 9 883 | 11 393 | 9 023 | 7 354 | 12 711 | 12 457 |
| BATHTUB OR SHOWER, SHARED | 57 | 32 | 63 | 862 | 3 | 445 | 8 | 25 | 121 | 19 |
| NO BATHTUB OR SHOWER | 21 | 40 | 230 | 284 | ... | 322 | 72 | 13 | 51 | 231 |
| BATHROOMS | | | | | | | | | | |
| 1 | 8 780 | 7 127 | 5 456 | 12 458 | 5 574 | 9 238 | 5 868 | 6 113 | 10 241 | 11 149 |
| 1 PLUS PARTIAL | 514 | 1 380 | 1 162 | 1 098 | 2 686 | 1 241 | 1 736 | 1 000 | 1 617 | 975 |
| 2 OR MORE | 338 | 232 | 1 215 | 783 | 1 622 | 607 | 1 384 | 244 | 834 | 251 |
| SHARED OR NONE | 81 | 134 | 346 | 1 259 | 4 | 1 074 | 115 | 35 | 207 | 332 |

Table 19.—STRUCTURAL CHARACTERISTICS, FOR PLACES OF 25,000 TO 50,000 INHABITANTS: 1960
 [Some data based on sample; median not shown where base is insufficient; see text. "U" denotes an unincorporated place. Plus (+) after number indicates median above that number]

| SUBJECT | Rooms Bedrooms | | | | | | | | | | Units in Structure Trailer |
|----------------------------------|-------------------|--------------|------------|--------------|--------------|----------|-------------|-----------|------------|---------------|-------------------------------|
| | ALLEN PARK | BATTLE CREEK | BIRMINGHAM | EAST DETROIT | EAST LANSING | FERNDALE | GARDEN CITY | HAMTRAMCK | HAZEL PARK | HIGHLAND PARK | |
| ROOMS | | | | | | | | | | | |
| ALL UNITS. | 9 528 | 15 762 | 7 928 | 12 261 | 7 206 | 9 886 | 9 352 | 11 501 | 7 468 | 15 083 | |
| 1 ROOM. | 4 | 448 | 26 | 9 | 142 | 24 | .. | 53 | 28 | 910 | |
| 2 ROOMS. | 23 | 786 | 33 | 92 | 236 | 79 | 47 | 140 | 126 | 1 263 | |
| 3 ROOMS. | 25 | 1 925 | 228 | 230 | 1 769 | 502 | 64 | 1 007 | 366 | 2 575 | |
| 4 ROOMS. | 795 | 2 513 | 944 | 1 898 | 1 578 | 1 974 | 1 629 | 3 383 | 2 261 | 1 490 | |
| 5 ROOMS. | 4 630 | 3 674 | 2 181 | 6 599 | 900 | 3 622 | 5 751 | 3 904 | 2 684 | 2 862 | |
| 6 ROOMS. | 3 124 | 3 254 | 1 877 | 2 511 | 1 152 | 2 364 | 1 325 | 2 273 | 1 442 | 2 961 | |
| 7 ROOMS. | 701 | 1 829 | 1 202 | 721 | 712 | 907 | 448 | 383 | 394 | 1 387 | |
| 8 ROOMS OR MORE. | 226 | 1 333 | 1 437 | 201 | 717 | 414 | 88 | 358 | 167 | 1 535 | |
| MEDIAN. | 5.3 | 5.1 | 5.8 | 5.1 | 4.4 | 5.2 | 5.0 | 4.8 | 4.9 | 4.9 | |
| OWNER OCCUPIED | | | | | | | | | | | |
| 1 TO 3 ROOMS. | 9 042 | 9 348 | 5 971 | 11 135 | 3 280 | 7 840 | 8 513 | 5 620 | 5 934 | 5 230 | |
| 4 ROOMS. | 8 | 317 | 20 | 54 | 46 | 68 | 33 | 105 | 104 | 101 | |
| 5 ROOMS. | 727 | 1 349 | 447 | 1 654 | 239 | 1 465 | 1 391 | 1 241 | 1 699 | 167 | |
| 6 ROOMS. | 4 425 | 2 534 | 1 397 | 6 202 | 719 | 2 942 | 5 353 | 2 155 | 2 295 | 767 | |
| 7 ROOMS. | 3,003 | 2 475 | 1 638 | 2 366 | 1 003 | 2 159 | 1 239 | 1 465 | 1 323 | 1 734 | |
| 8 ROOMS OR MORE. | 670 | 1 509 | 1 121 | 679 | 618 | 820 | 417 | 328 | 357 | 1 120 | |
| MEDIAN. | 209 | 1 164 | 1 348 | 180 | 655 | 386 | 80 | 326 | 156 | 1 341 | |
| MEDIAN. | 5.4 | 5.7 | 6.2 | 5.1 | 6.1 | 5.3 | 5.0 | 5.2 | 5.0 | 6.4 | |
| RENTER OCCUPIED | | | | | | | | | | | |
| 1 ROOM. | 377 | 5 329 | 1 653 | 892 | 3 687 | 1 772 | 596 | 5 147 | 1 284 | 8 590 | |
| 2 ROOMS. | .. | 338 | 21 | 4 | 134 | 24 | .. | 32 | 20 | 652 | |
| 3 ROOMS. | 23 | 664 | 28 | 72 | 202 | 61 | 43 | 110 | 92 | 1 184 | |
| 4 ROOMS. | 19 | 1 408 | 189 | 172 | 1 645 | 411 | 30 | 746 | 237 | 2 255 | |
| 5 ROOMS. | 56 | 946 | 427 | 226 | 1 304 | 436 | 162 | 1 928 | 448 | 1 185 | |
| 6 ROOMS. | 171 | 938 | 691 | 285 | 154 | 575 | 246 | 1 509 | 338 | 1 830 | |
| 7 ROOMS OR MORE. | 72 | 662 | 185 | 101 | 128 | 169 | 81 | 743 | 105 | 1 078 | |
| MEDIAN. | 36 | 373 | 112 | 32 | 120 | 96 | 34 | 79 | 44 | 406 | |
| MEDIAN. | 5.0 | 3.8 | 4.7 | 4.4 | 3.4 | 4.4 | 4.8 | 4.4 | 4.2 | 3.7 | |
| VACANT AVAILABLE FOR SALE | | | | | | | | | | | |
| 1 TO 3 ROOMS. | 48 | 137 | 70 | 107 | 38 | 62 | 113 | 42 | 52 | 36 | |
| 4 AND 5 ROOMS. | 1 | 3 | .. | 1 | .. | 1 | 3 | 2 | 4 | 2 | |
| 6 ROOMS OR MORE. | 27 | 62 | 21 | 64 | 11 | 37 | 99 | 25 | 38 | 9 | |
| MEDIAN. | 20 | 72 | 49 | 42 | 27 | 24 | 11 | 15 | 10 | 25 | |
| MEDIAN. | .. | 5.6 | 6.1 | 5.3 | .. | 5.2 | 5.0 | .. | 4.6 | .. | |
| VACANT AVAILABLE FOR RENT | | | | | | | | | | | |
| 1 ROOM. | 13 | 632 | 141 | 47 | 135 | 110 | 52 | 482 | 114 | 1 121 | |
| 2 ROOMS. | .. | 68 | .. | .. | 2 | 2 | 1 | 16 | 2 | 332 | |
| 3 ROOMS. | 1 | 91 | 4 | 8 | 14 | 4 | 5 | 11 | 14 | 142 | |
| 4 ROOMS. | 4 | 181 | 9 | 10 | 74 | 30 | 5 | 102 | 32 | 168 | |
| 5 ROOMS OR MORE. | 3 | 128 | 41 | 13 | 33 | 29 | 14 | 186 | 49 | 122 | |
| MEDIAN. | 5 | 164 | 87 | 16 | 12 | 45 | 27 | 167 | 17 | 357 | |
| MEDIAN. | .. | 3.4 | 4.7 | .. | 3.2 | 4.2 | 4.5 | 4.1 | 3.7 | 3.0 | |
| BEDROOMS | | | | | | | | | | | |
| ALL UNITS. | 9 466 | 15 762 | 7 926 | 12 243 | 7 206 | 9 886 | 9 272 | 11 496 | 7 468 | 15 051 | |
| NONE. | 18 | 877 | 74 | .. | 329 | 64 | 21 | 57 | .. | 1 910 | |
| 1. | 80 | 2 974 | 268 | 444 | 1 684 | 763 | 202 | 1 539 | 587 | 3 704 | |
| 2. | 2 577 | 5 377 | 2 707 | 3 767 | 2 295 | 4 473 | 2 502 | 6 079 | 4 130 | 3 443 | |
| 3. | 6 308 | 4 682 | 3 166 | 7 103 | 1 872 | 3 496 | 6 014 | 3 012 | 2 205 | 4 059 | |
| 4 OR MORE. | 483 | 1 852 | 1 711 | 929 | 1 026 | 1 090 | 533 | 809 | 546 | 1 935 | |
| OWNER OCCUPIED | | | | | | | | | | | |
| 0 AND 1. | 8 994 | 9 348 | 6 008 | 11 153 | 3 270 | 7 840 | 8 361 | 5 691 | 5 937 | 5 213 | |
| 2. | .. | 468 | 40 | 177 | 26 | 173 | 43 | 180 | 219 | 148 | |
| 3. | 2 462 | 3 582 | 1 456 | 3 343 | 625 | 3 610 | 2 231 | 3 009 | 3 171 | 702 | |
| 4 OR MORE. | 6 087 | 3 725 | 2 848 | 6 704 | 1 749 | 3 113 | 5 596 | 1 778 | 2 044 | 2 725 | |
| MEDIAN. | 445 | 1 373 | 1 664 | 929 | 870 | 944 | 491 | 724 | 503 | 1 638 | |
| RENTER OCCUPIED | | | | | | | | | | | |
| NONE. | 425 | 5 329 | 1 616 | 874 | 3 697 | 1 772 | 748 | 5 076 | 1 281 | 8 607 | |
| 1. | 18 | 625 | 62 | .. | 300 | 64 | .. | 38 | .. | 1 537 | |
| 2. | 60 | 2 051 | 217 | 219 | 1 585 | 499 | 164 | 1 158 | 331 | 3 151 | |
| 3 OR MORE. | 115 | 1 554 | 1 019 | 372 | 1 604 | 782 | 232 | 2 640 | 811 | 2 381 | |
| MEDIAN. | 232 | 1 099 | 318 | 283 | 208 | 427 | 352 | 1 243 | 139 | 1 538 | |
| UNITS IN STRUCTURE | | | | | | | | | | | |
| ALL UNITS. | 9 528 | 15 762 | 7 928 | 12 261 | 7 206 | 9 886 | 9 352 | 11 501 | 7 468 | 15 091 | |
| 1: DETACHED. | 9 395 | 10 060 | 6 672 | 11 663 | 3 856 | 8 524 | 9 260 | 4 610 | 6 739 | 4 762 | |
| 1: ATTACHED. | 50 | 599 | 638 | 164 | 251 | 529 | 27 | 1 438 | 164 | 583 | |
| 2. | 65 | 2 175 | 170 | 203 | 165 | 607 | 34 | 4 272 | 341 | 2 736 | |
| 3 AND 4. | 9 | 1 725 | 182 | 23 | 205 | 67 | 19 | 961 | 106 | 1 617 | |
| 5 OR MORE. | 9 | 1 199 | 266 | 208 | 2 729 | 159 | 12 | 220 | 118 | 5 393 | |
| TRAILER. | .. | 4 | .. | .. | .. | .. | .. | .. | .. | .. | |
| OWNER OCCUPIED | | | | | | | | | | | |
| 1: DETACHED. | 8 991 | 9 348 | 5 971 | 11 118 | 3 285 | 7 840 | 8 513 | 5 620 | 5 934 | 5 230 | |
| 1: ATTACHED. | 8 942 | 8 127 | 5 890 | 10 946 | 3 148 | 7 321 | 8 492 | 3 014 | 5 819 | 3 939 | |
| 2 OR MORE. | 25 | 170 | 40 | 106 | 36 | 266 | .. | 753 | 53 | 161 | |
| TRAILER. | 24 | 1 047 | 41 | 66 | 101 | 253 | 21 | 1 853 | 62 | 1 130 | |
| MEDIAN. | .. | 4 | .. | .. | .. | .. | .. | .. | .. | .. | |
| RENTER OCCUPIED | | | | | | | | | | | |
| 1: DETACHED. | 428 | 5 329 | 1 653 | 909 | 3 682 | 1 772 | 596 | 5 147 | 1 284 | 8 590 | |
| 1: ATTACHED. | 351 | 1 468 | 610 | 527 | 591 | 996 | 529 | 1 498 | 790 | 707 | |
| 2. | 25 | 408 | 549 | 58 | 207 | 246 | 27 | 668 | 98 | 376 | |
| 3 AND 4. | 39 | 1 258 | 115 | 124 | 91 | 328 | 14 | 2 246 | 239 | 1 561 | |
| 5 TO 9. | 4 | 1 224 | 160 | 14 | 190 | 48 | 14 | 619 | 69 | 1 240 | |
| 10 TO 19. | .. | 669 | 88 | 110 | 498 | 100 | 8 | 62 | 10 | 781 | |
| 20 OR MORE. | 9 | 161 | 30 | 4 | 1 926 | 30 | .. | 24 | 35 | 814 | |
| TRAILER. | .. | 141 | 101 | 72 | 179 | 24 | 4 | 30 | 43 | 3 111 | |
| MEDIAN. | .. | .. | .. | .. | .. | .. | .. | .. | .. | .. | |
| VACANT AVAILABLE FOR RENT | | | | | | | | | | | |
| 1. | 19 | 540 | 151 | 58 | 125 | 119 | 56 | 475 | 122 | 1 077 | |
| 2 OR MORE. | 12 | 143 | 76 | 37 | 20 | 74 | 52 | 46 | 37 | 93 | |
| MEDIAN. | 7 | 397 | 75 | 21 | 105 | 45 | 4 | 429 | 85 | 984 | |

Table 19.—STRUCTURAL CHARACTERISTICS, FOR PLACES OF 25,000 TO 50,000 INHABITANTS: 1960—Con.
 [Some data based on sample; median not shown where base is insufficient; see text. "U" denotes an unincorporated place. Plus (+) after number indicates median above that number]

Rooms
Bedrooms

Units in Structure
Trailer

| SUBJECT | INKSTER | MADISON HEIGHTS | MIDLAND | MUSKOGON | OAK PARK | PORT HURON | SOUTHFIELD | SOUTHGATE | WYANDOTTE | WYOMING |
|----------------------------------|---------|-----------------|---------|----------|----------|------------|------------|-----------|-----------|---------|
| ROOMS | | | | | | | | | | |
| ALL UNITS. | 9 713 | 8 873 | 8 179 | 15 598 | 9 886 | 12 160 | 9 103 | 7 392 | 12 883 | 12 707 |
| 1 ROOM | 55 | 7 | 29 | 392 | 5 | 270 | 20 | 31 | 88 | 12 |
| 2 ROOMS | 82 | 33 | 117 | 531 | .. | 303 | 249 | 12 | 222 | 153 |
| 3 ROOMS | 231 | 303 | 461 | 1 674 | 96 | 1 203 | 367 | 70 | 817 | 502 |
| 4 ROOMS | 2 451 | 2 014 | 1 233 | 3 041 | 1 281 | 1 692 | 909 | 1 592 | 2 329 | 2 955 |
| 5 ROOMS | 4 230 | 4 735 | 2 793 | 4 295 | 3 967 | 2 895 | 2 886 | 4 056 | 4 325 | 4 957 |
| 6 ROOMS | 1 914 | 1 465 | 1 945 | 2 951 | 3 174 | 3 052 | 2 598 | 1 175 | 3 325 | 2 622 |
| 7 ROOMS | 533 | 232 | 952 | 1 445 | 1 167 | 1 566 | 1 427 | 302 | 1 087 | 1 115 |
| 8 ROOMS OR MORE | 217 | 84 | 649 | 1 269 | 196 | 1 189 | 647 | 154 | 690 | 391 |
| MEDIAN | 5.0 | 4.9 | 5.3 | 5.0 | 5.4 | 5.4 | 5.5 | 5.0 | 5.2 | 5.1 |
| OWNER OCCUPIED | | | | | | | | | | |
| 1 TO 3 ROOMS | 7 787 | 7 642 | 6 063 | 9 942 | 8 337 | 8 056 | 8 119 | 6 824 | 9 007 | 11 220 |
| 4 ROOMS | 68 | 214 | 194 | 219 | 8 | 233 | 501 | 39 | 133 | 356 |
| 5 ROOMS | 1 734 | 1 466 | 641 | 1 673 | 489 | 995 | 736 | 1 423 | 1 500 | 2 551 |
| 6 ROOMS | 3 632 | 4 299 | 2 174 | 3 231 | 3 448 | 2 035 | 2 556 | 3 803 | 3 163 | 4 548 |
| 7 ROOMS | 1 715 | 1 368 | 1 697 | 2 426 | 3 054 | 2 463 | 2 406 | 1 121 | 2 679 | 2 390 |
| 8 ROOMS OR MORE | 459 | 223 | 767 | 1 255 | 1 151 | 1 324 | 1 311 | 284 | 940 | 1 024 |
| MEDIAN | 179 | 72 | 590 | 1 138 | 187 | 976 | 609 | 154 | 592 | 351 |
| MEDIAN | 5.1 | 5.0 | 5.5 | 5.5 | 5.6 | 5.8 | 5.6 | 5.0 | 5.4 | 5.1 |
| RENTER OCCUPIED | | | | | | | | | | |
| 1 ROOM | 1 572 | 903 | 1 468 | 4 797 | 1 341 | 3 194 | 611 | 402 | 3 389 | 1 133 |
| 2 ROOMS | 51 | 4 | 25 | 356 | .. | 209 | 12 | 18 | 80 | 4 |
| 3 ROOMS | 74 | 4 | 52 | 457 | .. | 209 | 49 | 3 | 161 | 50 |
| 4 ROOMS | 159 | 102 | 257 | 1 260 | 84 | 819 | 71 | 34 | 621 | 216 |
| 5 ROOMS | 584 | 438 | 377 | 1 188 | 735 | 533 | 112 | 140 | 725 | 318 |
| 6 ROOMS | 447 | 258 | 393 | 849 | 431 | 673 | 182 | 165 | 1 038 | 243 |
| 7 ROOMS OR MORE | 160 | 76 | 192 | 439 | 83 | 421 | 99 | 27 | 542 | 194 |
| MEDIAN | 97 | 21 | 172 | 248 | 8 | 330 | 86 | 15 | 222 | 108 |
| MEDIAN | 4.4 | 4.3 | 4.6 | 3.8 | 4.3 | 4.2 | 4.8 | 4.5 | 4.6 | 4.4 |
| VACANT AVAILABLE FOR SALE | | | | | | | | | | |
| 1 TO 3 ROOMS | 189 | 118 | 210 | 130 | 65 | 138 | 203 | 59 | 99 | 156 |
| 4 AND 5 ROOMS | 4 | 3 | 4 | 14 | .. | 4 | 3 | .. | 14 | 2 |
| 6 ROOMS OR MORE | 137 | 103 | 156 | 62 | 36 | 75 | 96 | 46 | 45 | 120 |
| MEDIAN | 48 | 12 | 50 | 54 | 29 | 59 | 104 | 13 | 40 | 34 |
| MEDIAN | 5.0 | 4.8 | 5.1 | 5.3 | 5.4 | 5.3 | 5.5 | 5.1 | 5.3 | 5.0 |
| VACANT AVAILABLE FOR RENT | | | | | | | | | | |
| 1 ROOM | 79 | 92 | 307 | 426 | 85 | 383 | 45 | 45 | 264 | 64 |
| 2 ROOMS | 1 | .. | 7 | 53 | 1 | 35 | .. | 16 | 6 | 3 |
| 3 ROOMS | 4 | 2 | 14 | 55 | 1 | 35 | 3 | 2 | 24 | 7 |
| 4 ROOMS | 8 | 14 | 31 | 128 | 1 | 125 | 2 | 2 | 84 | 14 |
| 5 ROOMS OR MORE | 31 | 54 | 180 | 91 | 56 | 68 | 15 | 11 | 65 | 17 |
| MEDIAN | 35 | 22 | 75 | 99 | 26 | 120 | 25 | 14 | 85 | 23 |
| MEDIAN | 4.4 | 4.1 | 4.1 | 3.3 | 4.2 | 3.5 | .. | .. | 3.8 | 4.0 |
| BEDROOMS | | | | | | | | | | |
| ALL UNITS. | | | | | | | | | | |
| NONE | 9 713 | 8 873 | 8 179 | 15 598 | 9 886 | 12 160 | 8 960 | 7 358 | 12 819 | 12 685 |
| 1 | 59 | 19 | 42 | 549 | .. | 391 | 53 | 19 | 187 | 38 |
| 2 | 340 | 503 | 691 | 2 616 | 159 | 1 868 | 653 | 187 | 1 408 | 908 |
| 3 | 3 796 | 3 104 | 2 050 | 5 977 | 2 912 | 4 092 | 2 940 | 2 493 | 4 611 | 4 787 |
| 4 OR MORE | 4 761 | 4 945 | 3 855 | 4 271 | 6 241 | 4 102 | 4 451 | 4 254 | 5 170 | 5 997 |
| MEDIAN | 757 | 302 | 1 541 | 2 185 | 574 | 1 707 | 863 | 405 | 1 443 | 955 |
| OWNER OCCUPIED | | | | | | | | | | |
| 0 AND 1 | 7 620 | 7 661 | 6 063 | 10 043 | 8 337 | 8 056 | 7 949 | 6 844 | 9 011 | 11 147 |
| 2 | 58 | 383 | 224 | 493 | 41 | 516 | 513 | 123 | 275 | 568 |
| 3 | 2 922 | 2 465 | 1 289 | 4 145 | 1 734 | 2 777 | 2 647 | 2 296 | 3 035 | 4 321 |
| 4 OR MORE | 4 044 | 4 511 | 3 199 | 3 489 | 6 003 | 3 327 | 3 981 | 4 039 | 4 412 | 5 483 |
| MEDIAN | 596 | 302 | 1 351 | 1 916 | 559 | 1 436 | 808 | 386 | 1 289 | 775 |
| RENTER OCCUPIED | | | | | | | | | | |
| NONE | 1 739 | 884 | 1 468 | 4 696 | 1 341 | 3 194 | 781 | 382 | 3 385 | 1 206 |
| 1 | 59 | .. | 21 | 500 | .. | 272 | 17 | 19 | 170 | 38 |
| 2 | 257 | 139 | 383 | 1 892 | 118 | 1 134 | 151 | 64 | 1 009 | 309 |
| 3 OR MORE | 744 | 510 | 574 | 1 526 | 1 059 | 1 036 | 293 | 143 | 1 409 | 314 |
| MEDIAN | 679 | 235 | 490 | 778 | 164 | 752 | 320 | 156 | 797 | 545 |
| UNITS IN STRUCTURE | | | | | | | | | | |
| ALL UNITS. | | | | | | | | | | |
| 1. DETACHED | 9 713 | 8 873 | 8 179 | 15 598 | 9 886 | 12 160 | 9 103 | 7 392 | 12 899 | 12 707 |
| 1. ATTACHED | 8 794 | 8 214 | 7 210 | 11 021 | 8 688 | 9 078 | 8 418 | 7 265 | 10 240 | 11 952 |
| 2 | 148 | 143 | 88 | 600 | 588 | 402 | 48 | 43 | 636 | 124 |
| 3 AND 4 | 315 | 68 | 241 | 1 865 | 81 | 1 062 | 31 | 13 | 1 246 | 248 |
| 5 OR MORE | 289 | 26 | 239 | 1 160 | 99 | 840 | 30 | 5 | 478 | 39 |
| TRAILER | 105 | 170 | 247 | 952 | 430 | 666 | .. | 19 | 295 | 10 |
| MEDIAN | 62 | 252 | 154 | .. | .. | 112 | 576 | 47 | 4 | 334 |
| OWNER OCCUPIED | | | | | | | | | | |
| 1. DETACHED | 7 787 | 7 642 | 6 063 | 9 934 | 8 337 | 8 056 | 8 114 | 6 824 | 9 007 | 11 220 |
| 1. ATTACHED | 7 516 | 7 266 | 5 784 | 8 822 | 8 224 | 7 259 | 7 532 | 6 760 | 8 403 | 10 776 |
| 2 | 92 | 99 | 20 | 304 | 88 | 134 | 19 | 15 | 185 | 36 |
| 3 OR MORE | 121 | 25 | 105 | 808 | 25 | 555 | 21 | 10 | 415 | 106 |
| TRAILER | 58 | 252 | 154 | .. | .. | 108 | 542 | 39 | 4 | 302 |
| RENTER OCCUPIED | | | | | | | | | | |
| 1. DETACHED | 1 572 | 903 | 1 468 | 4 805 | 1 341 | 3 194 | 616 | 402 | 3 389 | 1 133 |
| 1. ATTACHED | 978 | 650 | 978 | 1 803 | 342 | 1 314 | 516 | 355 | 1 596 | 857 |
| 2 | 47 | 39 | 58 | 275 | 456 | 201 | 26 | 28 | 398 | 70 |
| 3 AND 4 | 208 | 38 | 151 | 1 062 | 52 | 544 | 20 | 8 | 808 | 135 |
| 5 TO 9 | 244 | 26 | 146 | 887 | 86 | 600 | 20 | .. | 340 | 39 |
| 10 TO 19 | 53 | 32 | 83 | 402 | 140 | 299 | .. | 3 | 124 | .. |
| 20 OR MORE | 5 | 118 | 25 | 226 | 265 | 106 | .. | .. | 20 | .. |
| TRAILER | 33 | .. | 27 | 150 | .. | 126 | .. | .. | 103 | .. |
| MEDIAN | 4 | .. | .. | .. | .. | 4 | 34 | 8 | .. | 32 |
| VACANT AVAILABLE FOR RENT | | | | | | | | | | |
| 1 | 56 | 98 | 307 | 446 | 84 | 383 | 24 | 29 | 249 | 53 |
| 2 OR MORE | 24 | 73 | 126 | 107 | 42 | 140 | 24 | 13 | 79 | 47 |
| MEDIAN | 32 | 25 | 181 | 339 | 42 | 243 | .. | 16 | 170 | 6 |

Table 20.—OCCUPANCY CHARACTERISTICS, YEAR BUILT, AND HEATING EQUIPMENT, FOR PLACES OF 25,000 TO 50,000 INHABITANTS: 1960

[Based on sample; see text. "U" denotes an unincorporated place]

Year Struct. Built
Basement
Heating Equipment
Source of Water
Sewage Disposal
Population
Persons
Persons per Room

| SUBJECT | ALLEN PARK | BATTLE CREEK | BIRMINGHAM | EAST DETROIT | EAST LANSING | FERNDAL | GARDEN CITY | HAMTRAC | HAZEL PARK | HIGHLAND PARK |
|--|------------|--------------|------------|--------------|--------------|---------|-------------|---------|------------|---------------|
| ALL HOUSING UNITS | 9 528 | 15 762 | 7 928 | 12 261 | 7 207 | 9 886 | 9 352 | 11 529 | 7 468 | 15 153 |
| YEAR STRUCTURE BUILT | | | | | | | | | | |
| 1955 TO MARCH 1960 | 1 255 | 601 | 965 | 3 719 | 2 579 | 425 | 4 278 | 39 | 965 | 50 |
| 1950 TO 1954 | 5 272 | 1 095 | 2 394 | 3 023 | 1 036 | 1 157 | 2 813 | 61 | 1 702 | 28 |
| 1940 TO 1949 | 2 126 | 1 181 | 1 713 | 3 593 | 1 446 | 2 636 | 1 361 | 460 | 1 292 | 81 |
| 1939 OR EARLIER | 875 | 12 885 | 2 856 | 1 926 | 2 145 | 5 668 | 900 | 10 941 | 3 509 | 14 924 |
| BASEMENT | | | | | | | | | | |
| BASEMENT | 9 106 | 14 785 | 7 498 | 10 577 | 4 800 | 7 957 | 6 994 | 9 300 | 3 643 | 14 920 |
| CONCRETE SLAB | 145 | 633 | 173 | 694 | 2 187 | 768 | 1 111 | 893 | 1 373 | 60 |
| OTHER | 277 | 344 | 257 | 990 | 219 | 1 161 | 1 247 | 1 308 | 2 452 | 111 |
| HEATING EQUIPMENT | | | | | | | | | | |
| STEAM OR HOT WATER | 223 | 1 594 | 1 091 | 614 | 3 015 | 698 | 411 | 3 505 | 570 | 7 859 |
| WARM AIR FURNACE | 9 176 | 12 819 | 6 617 | 10 741 | 4 000 | 8 079 | 8 213 | 4 225 | 4 430 | 6 818 |
| FLOOR, WALL, OR PIPELESS FURNACE | 53 | 321 | 68 | 360 | 57 | 531 | 321 | 446 | 1 160 | 80 |
| BUILT-IN ELECTRIC UNITS | ... | 21 | 8 | 12 | 16 | 20 | 12 | 8 | 4 | 17 |
| OTHER MEANS WITH FLUE | 76 | 940 | 128 | 501 | 96 | 525 | 387 | 3 125 | 1 258 | 276 |
| OTHER MEANS WITHOUT FLUE | ... | 49 | 4 | 25 | 15 | 33 | 8 | 160 | 46 | 12 |
| NONE | ... | 18 | 12 | 8 | 7 | ... | ... | 32 | ... | 21 |
| SOURCE OF WATER | | | | | | | | | | |
| PUBLIC SYSTEM OR PRIVATE COMPANY | 9 518 | 15 583 | 7 919 | 12 261 | 6 635 | 9 881 | 9 324 | 11 470 | 7 454 | 15 077 |
| INDIVIDUAL WELL | 5 | 179 | 5 | ... | 558 | ... | 23 | 31 | 14 | ... |
| OTHER | 5 | ... | 4 | ... | 13 | 5 | 5 | ... | ... | 14 |
| SEWAGE DISPOSAL | | | | | | | | | | |
| PUBLIC SEWER | 8 938 | 14 728 | 7 899 | 12 245 | 6 102 | 9 816 | 9 156 | 11 501 | 7 344 | 15 087 |
| SEPTIC TANK OR CESSPOOL | 590 | 984 | 20 | 7 | 1 066 | 65 | 186 | ... | 114 | ... |
| OTHER OR NONE | ... | 50 | 9 | 9 | 38 | 5 | 10 | ... | 10 | 4 |
| POPULATION | | | | | | | | | | |
| POPULATION IN HOUSING UNITS, 1960 | 36 693 | 44 185 | 25 368 | 45 793 | 21 678 | 30 734 | 37 823 | 34 172 | 25 359 | 37 231 |
| PER OCCUPIED UNIT | 3.9 | 3.0 | 3.3 | 3.8 | 3.1 | 3.2 | 4.2 | 3.2 | 3.5 | 2.7 |
| OWNER | 3.9 | 3.2 | 3.5 | 3.8 | 3.6 | 3.3 | 4.2 | 3.0 | 3.6 | 3.2 |
| RENTER | 3.4 | 2.7 | 2.6 | 3.3 | 2.7 | 2.8 | 3.8 | 3.3 | 3.3 | 2.4 |
| POPULATION IN DWELLING UNITS, 1950 | 11 789 | 46 658 | 15 431 | 21 415 | 11 903 | 29 631 | ... | 42 251 | 17 726 | 43 962 |
| PER OCCUPIED UNIT | 3.8 | 3.1 | 3.3 | 3.8 | 3.2 | 3.5 | ... | 3.5 | 3.7 | 3.0 |
| ALL OCCUPIED UNITS | 9 419 | 14 677 | 7 624 | 12 027 | 6 967 | 9 612 | 9 109 | 10 767 | 7 218 | 13 820 |
| PERSONS | | | | | | | | | | |
| OWNER OCCUPIED | 9 042 | 9 348 | 5 971 | 11 135 | 3 280 | 7 840 | 8 513 | 5 620 | 5 934 | 5 230 |
| 1 PERSON | 194 | 1 162 | 429 | 386 | 210 | 688 | 194 | 676 | 418 | 614 |
| 2 PERSONS | 1 790 | 3 139 | 1 521 | 2 305 | 853 | 2 477 | 1 352 | 1 903 | 1 625 | 1 707 |
| 3 PERSONS | 1 710 | 1 687 | 1 039 | 2 213 | 606 | 1 568 | 1 431 | 1 295 | 1 021 | 991 |
| 4 PERSONS | 2 390 | 1 471 | 1 410 | 2 603 | 742 | 1 415 | 2 183 | 774 | 1 257 | 792 |
| 5 PERSONS | 1 645 | 926 | 917 | 1 903 | 452 | 946 | 1 644 | 525 | 907 | 549 |
| 6 PERSONS | 773 | 526 | 400 | 1 124 | 293 | 429 | 995 | 283 | 378 | 269 |
| 7 PERSONS | 344 | 262 | 186 | 380 | 75 | 152 | 444 | 93 | 188 | 168 |
| 8 PERSONS OR MORE | 196 | 175 | 69 | 221 | 49 | 165 | 270 | 71 | 140 | 140 |
| MEDIAN | 3.8 | 2.7 | 3.5 | 3.8 | 3.5 | 3.0 | 4.1 | 2.7 | 3.4 | 2.8 |
| RENTER OCCUPIED | 377 | 5 329 | 1 653 | 892 | 3 687 | 1 772 | 596 | 5 147 | 1 284 | 8 590 |
| 1 PERSON | 39 | 1 644 | 355 | 85 | 536 | 387 | 45 | 656 | 150 | 3 179 |
| 2 PERSONS | 88 | 1 346 | 605 | 306 | 1 354 | 555 | 118 | 1 272 | 333 | 2 560 |
| 3 PERSONS | 76 | 812 | 346 | 157 | 933 | 363 | 128 | 1 103 | 315 | 1 203 |
| 4 PERSONS | 81 | 699 | 156 | 111 | 516 | 203 | 102 | 979 | 206 | 736 |
| 5 PERSONS | 44 | 418 | 131 | 120 | 223 | 148 | 94 | 636 | 159 | 440 |
| 6 PERSONS | 32 | 220 | 43 | 76 | 101 | 50 | 68 | 263 | 53 | 259 |
| 7 PERSONS | 17 | 84 | 9 | 16 | 20 | 43 | 19 | 105 | 24 | 99 |
| 8 PERSONS OR MORE | ... | 106 | 8 | 21 | 4 | 23 | 22 | 133 | 44 | 114 |
| MEDIAN | 3.3 | 2.3 | 2.3 | 2.9 | 2.5 | 2.4 | 3.6 | 3.1 | 3.0 | 1.9 |
| PERSONS PER ROOM | | | | | | | | | | |
| OWNER OCCUPIED | 9 042 | 9 348 | 5 971 | 11 135 | 3 280 | 7 840 | 8 513 | 5 620 | 5 934 | 5 230 |
| 0.50 OR LESS | 2 621 | 5 308 | 3 050 | 3 247 | 1 622 | 3 845 | 1 852 | 3 100 | 2 310 | 3 371 |
| 0.51 TO 1.00 | 5 598 | 3 588 | 2 728 | 6 520 | 1 551 | 3 445 | 5 082 | 2 242 | 2 929 | 1 698 |
| 1.01 OR MORE | 823 | 452 | 193 | 1 368 | 107 | 550 | 1 579 | 278 | 695 | 161 |
| RENTER OCCUPIED | 377 | 5 329 | 1 653 | 892 | 3 687 | 1 772 | 596 | 5 147 | 1 284 | 8 590 |
| 0.50 OR LESS | 111 | 2 250 | 971 | 241 | 681 | 824 | 160 | 1 815 | 341 | 4 214 |
| 0.51 TO 1.00 | 227 | 2 471 | 635 | 555 | 2 706 | 802 | 324 | 2 642 | 735 | 3 920 |
| 1.01 OR MORE | 39 | 608 | 47 | 96 | 300 | 146 | 112 | 690 | 208 | 456 |

Table 20.—OCCUPANCY CHARACTERISTICS, YEAR BUILT, AND HEATING EQUIPMENT, FOR PLACES OF 25,000 TO 50,000 INHABITANTS: 1960—Con.

[Based on sample; see text. "U" denotes an unincorporated place]

Year Struct. Built
Basement
Heating Equipment
Source of Water
Sewage Disposal
Population
Persons
Persons per Room

| SUBJECT | INKSTER | MADISON HEIGHTS | MIDLAND | MUSKOGON | OAK PARK | PORT HURON | SOUTHFIELD | SOUTHGATE | WYANDOTTE | WYOMING |
|--|---------|-----------------|---------|----------|----------|------------|------------|-----------|-----------|---------|
| ALL HOUSING UNITS | 9 713 | 8 873 | 8 179 | 15 598 | 9 886 | 12 160 | 9 103 | 7 392 | 12 907 | 12 707 |
| YEAR STRUCTURE BUILT | | | | | | | | | | |
| 1955 TO MARCH 1960 | 2 173 | 4 295 | 2 362 | 647 | 3 001 | 825 | 3 356 | 1 780 | 775 | 2 843 |
| 1950 TO 1954 | 3 849 | 2 128 | 1 361 | 611 | 5 322 | 763 | 2 084 | 3 128 | 2 014 | 3 190 |
| 1940 TO 1949 | 2 053 | 1 268 | 1 563 | 1 275 | 1 366 | 1 029 | 2 218 | 2 028 | 2 398 | 2 195 |
| 1939 OR EARLIER | 1 638 | 1 182 | 2 893 | 13 065 | 197 | 9 543 | 1 445 | 456 | 7 696 | 4 479 |
| BASEMENT | | | | | | | | | | |
| BASEMENT | 6 311 | 4 436 | 5 781 | 12 775 | 8 834 | 9 895 | 4 417 | 6 343 | 10 991 | 11 362 |
| CONCRETE SLAB | 1 585 | 1 772 | 764 | 880 | 859 | 737 | 1 827 | 511 | 518 | 510 |
| OTHER | 1 817 | 2 665 | 1 634 | 1 943 | 193 | 1 528 | 2 859 | 538 | 1 390 | 835 |
| HEATING EQUIPMENT | | | | | | | | | | |
| STEAM OR HOT WATER | 435 | 337 | 644 | 1 766 | 126 | 2 152 | 1 332 | 204 | 1 768 | 198 |
| WARM AIR FURNACE | 7 888 | 6 401 | 5 900 | 9 947 | 9 597 | 7 678 | 6 478 | 6 863 | 9 675 | 11 131 |
| FLOOR, WALL, OR PIPELESS FURNACE | 367 | 1 000 | 581 | 753 | 86 | 609 | 475 | 106 | 365 | 405 |
| BUILT-IN ELECTRIC UNITS | 18 | 12 | 13 | 4 | 17 | 33 | 24 | 4 | 13 | 27 |
| OTHER MEANS WITH FLUE | 927 | 1 066 | 1 001 | 2 897 | 52 | 1 612 | 775 | 200 | 983 | 767 |
| OTHER MEANS WITHOUT FLUE | 74 | 49 | 25 | 196 | 8 | 56 | 15 | 15 | 59 | 179 |
| NONE | 4 | 8 | 15 | 35 | ... | 20 | 4 | ... | 20 | ... |
| SOURCE OF WATER | | | | | | | | | | |
| PUBLIC SYSTEM OR PRIVATE COMPANY | 9 170 | 8 773 | 7 814 | 15 223 | 9 886 | 12 145 | 6 142 | 7 387 | 12 867 | 8 399 |
| INDIVIDUAL WELL | 51 | 81 | 350 | 360 | ... | ... | 2 920 | 5 | 21 | 4 250 |
| OTHER | 4 | 19 | 15 | 15 | ... | 15 | 41 | ... | 11 | 58 |
| SEWAGE DISPOSAL | | | | | | | | | | |
| PUBLIC SEWER | 8 966 | 8 289 | 6 723 | 15 281 | 9 843 | 11 986 | 3 212 | 6 948 | 12 870 | 3 120 |
| SEPTIC TANK OR CESSPOOL | 249 | 556 | 1 346 | 286 | 43 | 100 | 5 805 | 430 | 4 | 9 417 |
| OTHER OR NONE | 10 | 28 | 110 | 31 | ... | 74 | 86 | 14 | 25 | 170 |
| POPULATION | | | | | | | | | | |
| POPULATION IN HOUSING UNITS: 1960 | 39 149 | 33 359 | 27 917 | 46 003 | 36 534 | 35 410 | 31 366 | 29 630 | 43 232 | 46 229 |
| PER OCCUPIED UNIT | 4.2 | 3.9 | 3.7 | 3.1 | 3.8 | 3.1 | 3.6 | 4.1 | 3.5 | 3.7 |
| OWNER | 4.2 | 3.9 | 3.9 | 3.3 | 3.9 | 3.3 | 3.6 | 4.1 | 3.6 | 3.8 |
| RENTER | 4.1 | 3.7 | 3.1 | 2.7 | 2.9 | 3.7 | 3.7 | 3.7 | 3.2 | 3.4 |
| POPULATION IN DWELLING UNITS: 1950 | 16 385 | ... | 14 195 | 47 223 | ... | 35 235 | ... | ... | 36 457 | ... |
| PER OCCUPIED UNIT | 4.1 | ... | 3.5 | 3.2 | ... | 3.3 | ... | ... | 3.6 | ... |
| ALL OCCUPIED UNITS | 9 359 | 8 545 | 7 531 | 14 739 | 9 678 | 11 250 | 8 730 | 7 226 | 12 396 | 12 353 |
| PERSONS | | | | | | | | | | |
| OWNER OCCUPIED | 7 787 | 7 642 | 6 063 | 9 942 | 8 337 | 8 056 | 8 119 | 6 824 | 9 007 | 11 220 |
| 1 PERSON | 241 | 219 | 390 | 1 312 | 164 | 1 054 | 430 | 156 | 748 | 695 |
| 2 PERSONS | 1 431 | 1 418 | 1 163 | 2 876 | 1 253 | 2 304 | 2 056 | 1 159 | 2 193 | 2 595 |
| 3 PERSONS | 1 278 | 1 520 | 1 170 | 1 888 | 1 659 | 1 497 | 1 681 | 1 242 | 1 815 | 1 851 |
| 4 PERSONS | 1 776 | 2 001 | 1 334 | 1 545 | 2 605 | 1 308 | 1 784 | 1 738 | 1 690 | 2 496 |
| 5 PERSONS | 1 348 | 1 322 | 997 | 1 049 | 1 818 | 942 | 1 214 | 1 234 | 1 304 | 1 854 |
| 6 PERSONS | 857 | 683 | 534 | 655 | 546 | 457 | 580 | 702 | 636 | 913 |
| 7 PERSONS | 416 | 291 | 265 | 311 | 188 | 269 | 234 | 346 | 289 | 484 |
| 8 PERSONS OR MORE | 440 | 188 | 210 | 306 | 104 | 225 | 140 | 247 | 332 | 332 |
| MEDIAN | 4.0 | 3.8 | 3.7 | 2.9 | 3.9 | 2.9 | 3.4 | 4.0 | 3.4 | 3.7 |
| RENTER OCCUPIED | 1 572 | 903 | 1 468 | 4 797 | 1 341 | 3 194 | 611 | 402 | 3 389 | 1 133 |
| 1 PERSON | 166 | 44 | 292 | 1 437 | 145 | 991 | 57 | 39 | 536 | 138 |
| 2 PERSONS | 271 | 184 | 368 | 1 237 | 462 | 832 | 155 | 85 | 921 | 302 |
| 3 PERSONS | 284 | 186 | 284 | 826 | 309 | 445 | 93 | 88 | 684 | 233 |
| 4 PERSONS | 267 | 246 | 233 | 611 | 283 | 414 | 101 | 79 | 571 | 187 |
| 5 PERSONS | 195 | 112 | 142 | 317 | 97 | 262 | 95 | 46 | 346 | 128 |
| 6 PERSONS | 157 | 86 | 99 | 174 | 31 | 121 | 50 | 22 | 185 | 72 |
| 7 PERSONS | 103 | 31 | 26 | 68 | 6 | 69 | 35 | 19 | 79 | 49 |
| 8 PERSONS OR MORE | 129 | 14 | 24 | 127 | 8 | 60 | 25 | 24 | 67 | 24 |
| MEDIAN | 3.7 | 3.7 | 2.8 | 2.3 | 2.7 | 2.2 | 3.5 | 3.4 | 2.8 | 3.0 |
| PERSONS PER ROOM | | | | | | | | | | |
| OWNER OCCUPIED | 7 787 | 7 642 | 6 063 | 9 942 | 8 337 | 8 056 | 8 119 | 6 824 | 9 007 | 11 220 |
| 0.50 OR LESS | 2 109 | 1 781 | 2 108 | 5 232 | 2 226 | 4 290 | 3 267 | 1 585 | 3 839 | 3 724 |
| 0.51 TO 1.00 | 4 063 | 4 693 | 3 327 | 3 939 | 5 661 | 3 255 | 4 279 | 3 990 | 4 221 | 6 059 |
| 1.01 OR MORE | 1 615 | 1 168 | 628 | 771 | 450 | 511 | 573 | 1 249 | 947 | 1 437 |
| RENTER OCCUPIED | 1 572 | 903 | 1 468 | 4 797 | 1 341 | 3 194 | 611 | 402 | 3 389 | 1 133 |
| 0.50 OR LESS | 345 | 203 | 611 | 1 905 | 593 | 1 401 | 161 | 94 | 1 208 | 360 |
| 0.51 TO 1.00 | 752 | 547 | 719 | 2 400 | 674 | 1 561 | 357 | 230 | 1 622 | 634 |
| 1.01 OR MORE | 475 | 153 | 138 | 492 | 74 | 232 | 93 | 78 | 359 | 139 |

Table 21.—FINANCIAL CHARACTERISTICS, YEAR MOVED INTO UNIT, AND DURATION OF VACANCY,
FOR PLACES OF 25,000 TO 50,000 INHABITANTS: 1960[Based on sample; see text. "U" denotes an unincorporated place. Median not shown where base is less than 200; plus (+) or minus (-)
after number indicates median above or below that number]Year Moved into Unit
Automobiles Avail.
Air Conditioning
Value
Gross Rent
Contract Rent
Duration of
Vacancy

| SUBJECT | ALLEN PARK | BATTLE CREEK | BIRMINGHAM | EAST DETROIT | EAST LANSING | FERNDAL | GARDEN CITY | HAMTRAMCK | HAZEL PARK | HIGHLAND PARK |
|--|------------|--------------|------------|--------------|--------------|---------|-------------|-----------|------------|---------------|
| ALL OCCUPIED UNITS | 9 419 | 14 677 | 7 624 | 12 027 | 6 967 | 9 612 | 9 109 | 10 767 | 7 218 | 13 820 |
| YEAR MOVED INTO UNIT | | | | | | | | | | |
| OWNER OCCUPIED | 9 042 | 9 348 | 5 971 | 11 135 | 3 280 | 7 840 | 8 513 | 5 620 | 5 934 | 5 230 |
| 1959 TO MARCH 1960 | 519 | 926 | 637 | 692 | 433 | 602 | 1 016 | 254 | 585 | 347 |
| 1958 | 398 | 590 | 471 | 556 | 271 | 426 | 638 | 176 | 361 | 194 |
| 1954 TO 1957 | 2 764 | 2 409 | 1 820 | 5 088 | 946 | 1 397 | 4 657 | 685 | 1 471 | 936 |
| 1940 TO 1953 | 5 065 | 3 446 | 2 482 | 4 180 | 1 289 | 3 761 | 1 958 | 2 087 | 2 621 | 2 288 |
| 1939 OR EARLIER | 296 | 1 986 | 561 | 619 | 341 | 1 654 | 244 | 2 418 | 896 | 1 465 |
| RENTER OCCUPIED | 377 | 5 329 | 1 653 | 892 | 3 687 | 1 772 | 596 | 5 147 | 1 284 | 8 590 |
| 1959 TO MARCH 1960 | 174 | 2 741 | 876 | 514 | 2 386 | 882 | 339 | 1 318 | 749 | 3 037 |
| 1958 | 76 | 745 | 287 | 154 | 728 | 287 | 111 | 777 | 174 | 1 076 |
| 1954 TO 1957 | 61 | 1 074 | 281 | 141 | 447 | 310 | 101 | 1 376 | 208 | 2 164 |
| 1940 TO 1953 | 49 | 595 | 177 | 72 | 105 | 237 | 38 | 1 165 | 125 | 1 768 |
| 1939 OR EARLIER | 17 | 174 | 32 | 11 | 21 | 56 | 7 | 511 | 28 | 545 |
| AUTOMOBILES AVAILABLE | | | | | | | | | | |
| 1 | 6 267 | 8 811 | 3 617 | 8 305 | 4 718 | 6 129 | 6 406 | 6 344 | 4 741 | 7 264 |
| 2 | 2 558 | 2 154 | 3 291 | 2 898 | 1 532 | 2 116 | 2 251 | 739 | 1 648 | 1 490 |
| 3 OR MORE | 312 | 304 | 341 | 335 | 323 | 482 | 226 | 168 | 222 | 138 |
| NONE | 282 | 3 408 | 375 | 489 | 394 | 885 | 226 | 3 516 | 607 | 4 928 |
| AIR CONDITIONING | | | | | | | | | | |
| ROOM UNIT(S) | 583 | 563 | 958 | 504 | 545 | 857 | 416 | 443 | 237 | 695 |
| CENTRAL SYSTEM | 81 | 271 | 81 | 199 | 126 | 20 | 61 | 33 | 43 | 76 |
| NONE | 8 755 | 13 843 | 6 585 | 11 324 | 6 296 | 8 735 | 8 632 | 10 291 | 6 938 | 13 049 |
| VALUE | | | | | | | | | | |
| OWNER OCCUPIED | 9 002 | 8 278 | 5 919 | 11 029 | 3 187 | 7 625 | 8 484 | 4 115 | 5 855 | 4 291 |
| LESS THAN \$5,000 | 16 | 292 | 16 | 72 | .. | 135 | 73 | 259 | 244 | 35 |
| \$5,000 TO \$7,400 | 45 | 1 254 | 95 | 212 | 48 | 515 | 210 | 971 | 805 | 564 |
| \$7,500 TO \$9,900 | 180 | 2 435 | 256 | 823 | 101 | 1 643 | 753 | 1 658 | 1 692 | 1 153 |
| \$10,000 TO \$12,400 | 835 | 1 825 | 509 | 2 212 | 148 | 2 666 | 2 099 | 758 | 2 079 | 1 353 |
| \$12,500 TO \$14,900 | 2 546 | 1 200 | 468 | 2 177 | 232 | 1 638 | 2 920 | 240 | 755 | 741 |
| \$15,000 TO \$17,400 | 2 734 | 566 | 557 | 2 086 | 472 | 499 | 1 840 | 103 | 176 | 96 |
| \$17,500 TO \$19,900 | 1 438 | 279 | 1 029 | 1 588 | 418 | 289 | 433 | 68 | 60 | 35 |
| \$20,000 TO \$24,900 | 772 | 209 | 856 | 1 367 | 733 | 195 | 96 | 39 | 28 | 17 |
| \$25,000 TO \$34,900 | 360 | 141 | 1 141 | 440 | 623 | 41 | 48 | 8 | 8 | 11 |
| \$35,000 OR MORE | 76 | 77 | 992 | 52 | 412 | 4 | 12 | 1 | 8 | 11 |
| MEDIAN DOLLARS | 15 800 | 10 200 | 20 200 | 15 000 | 21 200 | 11 400 | 13 400 | 8 700 | 10 200 | 10 700 |
| VACANT AVAILABLE FOR SALE | 68 | 123 | 55 | 92 | 54 | 91 | 121 | 22 | 55 | 26 |
| MEDIAN PRICE ASKED DOLLARS | .. | .. | .. | .. | .. | .. | .. | .. | .. | .. |
| GROSS RENT | | | | | | | | | | |
| RENTER OCCUPIED | 377 | 5 329 | 1 653 | 892 | 3 687 | 1 772 | 596 | 5 147 | 1 284 | 8 590 |
| LESS THAN \$20 | .. | 12 | .. | .. | 3 | .. | .. | .. | .. | 8 |
| \$20 TO \$29 | .. | 42 | 4 | 4 | 25 | .. | .. | 41 | 4 | 123 |
| \$30 TO \$39 | .. | 260 | 4 | .. | 88 | 4 | 4 | 347 | 5 | 302 |
| \$40 TO \$49 | .. | 468 | 8 | 13 | 46 | 11 | 3 | 724 | 28 | 365 |
| \$50 TO \$59 | .. | 602 | 24 | 16 | 31 | 32 | 15 | 996 | 60 | 685 |
| \$60 TO \$69 | .. | 1 053 | 31 | 38 | 120 | 116 | 18 | 1 171 | 146 | 1 480 |
| \$70 TO \$79 | 20 | 719 | 51 | 64 | 1 158 | 263 | 30 | 927 | 164 | 1 732 |
| \$80 TO \$99 | 54 | 1 181 | 172 | 247 | 1 310 | 575 | 145 | 617 | 418 | 2 456 |
| \$100 TO \$149 | 212 | 707 | 690 | 400 | 574 | 625 | 322 | 105 | 388 | 1 130 |
| \$150 OR MORE | 37 | 64 | 606 | 73 | 196 | 56 | 17 | .. | 7 | 72 |
| NO CASH RENT | 54 | 221 | 63 | 31 | 136 | 90 | 42 | 219 | 64 | 237 |
| MEDIAN DOLLARS | 122 | 72 | 137 | 103 | 83 | 95 | 112 | 63 | 88 | 77 |
| CONTRACT RENT | | | | | | | | | | |
| RENTER OCCUPIED | 323 | 5 108 | 1 590 | 861 | 3 551 | 1 682 | 554 | 4 928 | 1 220 | 8 353 |
| MEDIAN DOLLARS | 99 | 63 | 113 | 85 | 82 | 78 | 81 | 48 | 71 | 67 |
| VACANT AVAILABLE FOR RENT | 18 | 609 | 151 | 54 | 129 | 109 | 58 | 478 | 117 | 1 046 |
| LESS THAN \$30 | .. | 23 | .. | .. | 4 | .. | .. | 51 | .. | 67 |
| \$30 TO \$39 | .. | 67 | .. | .. | .. | .. | .. | 85 | 7 | 99 |
| \$40 TO \$59 | .. | 174 | 9 | 6 | 6 | 19 | 6 | 291 | 25 | 373 |
| \$60 TO \$79 | .. | 227 | 15 | 20 | 34 | 42 | 6 | 44 | 28 | 432 |
| \$80 TO \$99 | 6 | 85 | 32 | 16 | 67 | 18 | 35 | .. | 40 | 44 |
| \$100 TO \$119 | 12 | 18 | 31 | 7 | 8 | 25 | 11 | .. | 10 | 26 |
| \$120 OR MORE | .. | 15 | 64 | 5 | 10 | 5 | .. | 7 | 7 | 5 |
| MEDIAN RENT ASKED (DOLLARS): | | | | | | | | | | |
| VACANT AVAILABLE FOR RENT | .. | 63 | .. | .. | .. | .. | .. | 45 | .. | 59 |
| WITH ALL UTILITIES IN RENT | .. | 63 | .. | .. | .. | .. | .. | .. | .. | 52 |
| WITH SOME OR NO UTIL. IN RENT | .. | 64 | .. | .. | .. | .. | .. | 46 | .. | 63 |
| DURATION OF VACANCY | | | | | | | | | | |
| VACANT AVAILABLE FOR SALE | 68 | 134 | 55 | 100 | 54 | 91 | 121 | 25 | 61 | 41 |
| LESS THAN 4 MONTHS | 32 | 84 | 38 | 55 | 25 | 67 | 39 | 13 | 39 | 19 |
| 4 MONTHS OR MORE | 36 | 50 | 17 | 45 | 29 | 24 | 82 | 12 | 22 | 22 |
| VACANT AVAILABLE FOR RENT | 18 | 609 | 151 | 54 | 129 | 109 | 58 | 478 | 117 | 1 046 |
| LESS THAN 1 MONTH | 2 | 115 | 13 | 24 | 48 | 17 | 10 | 36 | 17 | 178 |
| 1 UP TO 4 MONTHS | .. | 298 | 95 | 6 | 47 | 62 | 11 | 158 | 56 | 400 |
| 4 MONTHS OR MORE | 16 | 196 | 43 | 24 | 34 | 30 | 37 | 284 | 44 | 468 |

Table 21.—FINANCIAL CHARACTERISTICS, YEAR MOVED INTO UNIT, AND DURATION OF VACANCY,
FOR PLACES OF 25,000 TO 50,000 INHABITANTS: 1960—Con.

[Based on sample; see text. "U" denotes an unincorporated place. Median not shown where base is less than 200; plus (+) or minus (-) after number indicates median above or below that number]

Year Moved into Unit
Automobiles Avail.
Air Conditioning
Value

Gross Rent
Contract Rent
Duration of
Vacancy

| SUBJECT | INKSTER | MADISON HEIGHTS | MIDLAND | MUSKEGON | OAK PARK | PORT HURON | SOUTHFIELD | SOUTHGATE | WYANDOTTE | WYOMING |
|---|---------|-----------------|---------|----------|----------|------------|------------|-----------|-----------|---------|
| ALL OCCUPIED UNITS | 9 359 | 8 545 | 7 531 | 14 739 | 9 678 | 11 250 | 8 730 | 7 226 | 12 396 | 12 353 |
| YEAR MOVED INTO UNIT | | | | | | | | | | |
| OWNER OCCUPIED | 7 787 | 7 642 | 6 063 | 9 942 | 8 337 | 8 056 | 8 119 | 6 824 | 9 007 | 11 220 |
| 1959 TO MARCH 1960 | 767 | 1 517 | 784 | 719 | 746 | 735 | 1 225 | 720 | 609 | 1 601 |
| 1958 | 551 | 1 311 | 623 | 447 | 635 | 512 | 791 | 514 | 455 | 1 020 |
| 1954 TO 1957 | 2 834 | 2 958 | 1 998 | 2 037 | 4 082 | 1 827 | 2 813 | 2 548 | 2 038 | 3 393 |
| 1940 TO 1953 | 3 152 | 1 563 | 2 045 | 3 904 | 2 830 | 3 095 | 2 839 | 2 885 | 4 157 | 3 989 |
| 1939 OR EARLIER | 483 | 293 | 613 | 2 835 | 44 | 1 887 | 451 | 157 | 1 748 | 1 217 |
| RENTER OCCUPIED | 1 572 | 903 | 1 468 | 4 797 | 1 341 | 3 194 | 611 | 402 | 3 389 | 1 133 |
| 1959 TO MARCH 1960 | 881 | 658 | 857 | 2 164 | 630 | 1 375 | 334 | 241 | 1 543 | 681 |
| 1958 | 228 | 102 | 279 | 669 | 258 | 456 | 81 | 53 | 567 | 143 |
| 1954 TO 1957 | 261 | 95 | 164 | 1 030 | 402 | 745 | 116 | 78 | 621 | 160 |
| 1940 TO 1953 | 172 | 44 | 130 | 739 | 51 | 493 | 72 | 30 | 498 | 123 |
| 1939 OR EARLIER | 30 | 4 | 38 | 195 | ... | 125 | 8 | ... | 160 | 26 |
| AUTOMOBILES AVAILABLE | | | | | | | | | | |
| 1 | 6 304 | 5 887 | 4 611 | 8 947 | 5 128 | 7 134 | 4 441 | 5 254 | 7 848 | 8 525 |
| 2 | 1 847 | 2 202 | 2 135 | 2 277 | 4 064 | 1 829 | 3 706 | 1 513 | 2 702 | 2 827 |
| 3 OR MORE | 257 | 158 | 267 | 313 | 282 | 165 | 427 | 103 | 258 | 407 |
| NONE | 900 | 298 | 518 | 3 202 | 204 | 2 122 | 156 | 356 | 1 588 | 594 |
| AIR CONDITIONING | | | | | | | | | | |
| ROOM UNIT(S) | 442 | 609 | 270 | 297 | 1 172 | 354 | 610 | 268 | 859 | 393 |
| CENTRAL SYSTEM | 113 | 20 | 21 | 113 | 414 | 59 | 259 | 60 | 96 | 55 |
| NONE | 8 804 | 7 916 | 7 240 | 14 329 | 8 092 | 10 837 | 7 861 | 6 898 | 11 441 | 11 905 |
| VALUE | | | | | | | | | | |
| OWNER OCCUPIED | 7 630 | 7 342 | 5 757 | 8 982 | 8 305 | 7 336 | 7 513 | 6 749 | 8 540 | 10 765 |
| LESS THAN \$5,000 | 93 | 170 | 182 | 453 | ... | 814 | 56 | 13 | 195 | 269 |
| \$5,000 TO \$7,400 | 436 | 476 | 306 | 1 576 | 32 | 1 953 | 244 | 87 | 746 | 1 046 |
| \$7,500 TO \$9,900 | 1 079 | 1 229 | 533 | 2 702 | 140 | 1 725 | 501 | 499 | 1 405 | 2 280 |
| \$10,000 TO \$12,400 | 2 089 | 1 305 | 849 | 2 018 | 869 | 1 146 | 768 | 2 075 | 2 343 | 3 140 |
| \$12,500 TO \$14,900 | 2 561 | 1 600 | 754 | 1 130 | 1 009 | 632 | 985 | 1 999 | 1 709 | 2 505 |
| \$15,000 TO \$17,400 | 1 031 | 1 891 | 691 | 473 | 1 777 | 312 | 771 | 1 269 | 1 073 | 983 |
| \$17,500 TO \$19,900 | 123 | 550 | 693 | 263 | 1 732 | 228 | 887 | 580 | 517 | 349 |
| \$20,000 TO \$24,900 | 64 | 113 | 833 | 196 | 1 624 | 262 | 1 113 | 156 | 349 | 173 |
| \$25,000 TO \$34,900 | 101 | 8 | 619 | 127 | 929 | 160 | 1 453 | 61 | 178 | 16 |
| \$35,000 OR MORE | 53 | ... | 297 | 44 | 193 | 104 | 735 | 10 | 25 | 4 |
| MEDIAN DOLLARS | 12 600 | 13 300 | 15 900 | 9 800 | 18 000 | 8 800 | 18 700 | 13 400 | 12 100 | 11 400 |
| VACANT AVAILABLE FOR SALE | 209 | 151 | 210 | 129 | 66 | 131 | 184 | 80 | 122 | 160 |
| MEDIAN PRICE ASKED DOLLARS | 12 500 | ... | 14 100 | ... | ... | ... | ... | ... | ... | ... |
| GROSS RENT | | | | | | | | | | |
| RENTER OCCUPIED | 1 572 | 903 | 1 468 | 4 797 | 1 341 | 3 194 | 611 | 402 | 3 389 | 1 133 |
| LESS THAN \$20 | ... | ... | ... | ... | ... | 16 | ... | ... | 36 | ... |
| \$20 TO \$29 | 11 | ... | 17 | 121 | ... | 37 | ... | ... | 8 | ... |
| \$30 TO \$39 | 14 | 8 | 17 | 349 | ... | 223 | ... | 3 | 28 | 33 |
| \$40 TO \$49 | 38 | 8 | 25 | 602 | 4 | 265 | 4 | 3 | 163 | 42 |
| \$50 TO \$59 | 116 | 4 | 93 | 813 | ... | 642 | 23 | 10 | 268 | 70 |
| \$60 TO \$69 | 197 | 39 | 143 | 1 034 | 12 | 614 | 58 | 9 | 599 | 187 |
| \$70 TO \$79 | 236 | 80 | 228 | 636 | 7 | 386 | 57 | 38 | 684 | 140 |
| \$80 TO \$99 | 457 | 245 | 354 | 694 | 35 | 527 | 99 | 56 | 859 | 251 |
| \$100 TO \$149 | 423 | 417 | 395 | 291 | 927 | 292 | 194 | 235 | 561 | 265 |
| \$150 OR MORE | 37 | 41 | 93 | 33 | 329 | 20 | 78 | 8 | 35 | 18 |
| NO CASH RENT | 43 | 61 | 93 | 224 | 27 | 172 | 94 | 40 | 148 | 127 |
| MEDIAN DOLLARS | 86 | 103 | 89 | 64 | 130 | 65 | 101 | 110 | 78 | 82 |
| CONTRACT RENT | | | | | | | | | | |
| RENTER OCCUPIED | 1 529 | 842 | 1 375 | 4 573 | 1 314 | 3 022 | 517 | 362 | 3 241 | 1 006 |
| MEDIAN DOLLARS | 64 | 79 | 68 | 54 | 106 | 54 | 74 | 83 | 66 | 66 |
| VACANT AVAILABLE FOR RENT | 63 | 90 | 307 | 441 | 86 | 383 | 28 | 25 | 243 | 64 |
| LESS THAN \$30 | ... | ... | 12 | 26 | ... | 23 | ... | ... | 4 | ... |
| \$30 TO \$39 | 4 | ... | 8 | 44 | ... | 46 | ... | 4 | 10 | 8 |
| \$40 TO \$59 | 14 | 12 | 158 | 249 | 3 | 185 | 3 | 9 | 57 | 17 |
| \$60 TO \$79 | 31 | 38 | 56 | 103 | 2 | 110 | 17 | 6 | 123 | 23 |
| \$80 TO \$99 | 5 | 12 | 39 | 4 | 35 | 4 | ... | ... | 49 | 16 |
| \$100 TO \$119 | 9 | 28 | 18 | 11 | 23 | 10 | 4 | 3 | ... | ... |
| \$120 OR MORE | ... | ... | 16 | ... | 23 | 5 | 4 | 3 | ... | ... |
| MEDIAN RENT ASKED (DOLLARS) | ... | ... | 58 | 54 | ... | 55 | ... | ... | 67 | ... |
| VACANT AVAILABLE FOR RENT | ... | ... | ... | ... | ... | ... | ... | ... | ... | ... |
| WITH ALL UTILITIES IN RENT | ... | ... | ... | ... | ... | ... | ... | ... | ... | ... |
| WITH SOME OR NO UTIL. IN RENT | ... | ... | 57 | 54 | ... | 53 | ... | ... | ... | ... |
| DURATION OF VACANCY | | | | | | | | | | |
| VACANT AVAILABLE FOR SALE | 209 | 151 | 210 | 149 | 66 | 138 | 189 | 80 | 122 | 160 |
| LESS THAN 4 MONTHS | 88 | 70 | 59 | 70 | 25 | 69 | 90 | 58 | 68 | 97 |
| 4 MONTHS OR MORE | 121 | 81 | 151 | 79 | 41 | 69 | 99 | 22 | 54 | 63 |
| VACANT AVAILABLE FOR RENT | 63 | 90 | 307 | 441 | 86 | 383 | 28 | 25 | 243 | 64 |
| LESS THAN 1 MONTH | 13 | 29 | 93 | 51 | 20 | 69 | 4 | 18 | 84 | ... |
| 1 UP TO 4 MONTHS | 33 | 39 | 36 | 154 | 46 | 187 | 11 | 3 | 99 | 36 |
| 4 MONTHS OR MORE | 17 | 22 | 178 | 236 | 20 | 127 | 13 | 4 | 60 | 28 |

Table 22.—TENURE, VACANCY STATUS, AND CONDITION AND PLUMBING FACILITIES, FOR PLACES OF 10,000 TO 25,000 INHABITANTS: 1960

[Some data based on sample; see text. "U" denotes an unincorporated place]

Tenure by Color,
Vacancy Status
Condition and
Plumbing
Water Supply
Toilet Fac.
Bathing Fac.
Bathrooms

| SUBJECT | ADRIAN | ALBION | ALPENA | BENTON HARBOR | BERKLEY | CADILLAC | CENTER LINE | CLAWSON | EAST GRAND RAPIDS | EASTLAWN (U) | ECORSE | ESCANABA |
|--|--------|--------|--------|---------------|---------|----------|-------------|---------|-------------------|--------------|--------|----------|
| ALL HOUSING UNITS. | 6 384 | 3 586 | 4 488 | 6 471 | 6 291 | 3 359 | 2 719 | 3 903 | 3 201 | 4 708 | 5 128 | 4 948 |
| TENURE, COLOR, AND VACANCY STATUS | | | | | | | | | | | | |
| OCCUPIED | 6 003 | 3 378 | 4 273 | 6 077 | 6 138 | 3 091 | 2 672 | 3 809 | 3 092 | 4 476 | 4 891 | 4 682 |
| OWNER OCCUPIED | 4 053 | 2 098 | 3 175 | 3 319 | 5 645 | 2 352 | 2 392 | 3 470 | 2 869 | 3 835 | 3 080 | 2 995 |
| PERCENT OF ALL OCCUPIED. | 67.5 | 62.1 | 74.3 | 54.6 | 92.0 | 76.1 | 89.5 | 91.1 | 92.8 | 85.7 | 63.0 | 64.0 |
| WHITE. | 4 028 | 1 804 | 3 175 | 2 784 | 5 637 | 2 352 | 2 392 | 3 466 | 2 861 | 3 826 | 2 170 | 2 995 |
| NONWHITE | 25 | 294 | 103 | 535 | 8 | 739 | 280 | 4 | 8 | 9 | 910 | 687 |
| RENTER OCCUPIED. | 1 950 | 1 280 | 1 098 | 2 758 | 493 | 739 | 280 | 339 | 223 | 641 | 1 811 | 1 687 |
| WHITE. | 1 917 | 984 | 1 098 | 2 069 | 493 | 739 | 280 | 339 | 223 | 641 | 1 336 | 1 687 |
| NONWHITE | 33 | 296 | 100 | 689 | 100 | 100 | 100 | 100 | 100 | 100 | 475 | 100 |
| VACANT | 381 | 208 | 215 | 394 | 153 | 268 | 47 | 94 | 109 | 232 | 237 | 266 |
| YEAR ROUND | 373 | 202 | 138 | 345 | 146 | 240 | 47 | 93 | 104 | 230 | 235 | 250 |
| SOUND OR DETERIORATING | 344 | 182 | 119 | 311 | 141 | 203 | 45 | 86 | 104 | 220 | 221 | 226 |
| AVAILABLE. | 294 | 130 | 74 | 215 | 97 | 113 | 35 | 51 | 60 | 160 | 189 | 170 |
| FOR SALE ONLY. | 69 | 19 | 29 | 28 | 56 | 52 | 15 | 30 | 47 | 94 | 55 | 31 |
| HOMEOWNER VACANCY RATE | 1.7 | 0.9 | 0.9 | 0.8 | 1.0 | 2.2 | 0.6 | 0.9 | 1.6 | 2.4 | 1.8 | 1.0 |
| FOR RENT | 225 | 111 | 45 | 187 | 41 | 61 | 20 | 21 | 13 | 66 | 134 | 139 |
| RENTAL VACANCY RATE. | 10.3 | 8.0 | 3.9 | 6.3 | 7.7 | 7.6 | 6.7 | 5.8 | 5.5 | 9.3 | 6.9 | 7.6 |
| RENTED OR SOLD, AWAITING OCCUPANCY | 13 | 19 | 15 | 15 | 17 | 25 | 5 | 26 | 27 | 25 | 9 | 17 |
| HELD FOR OCCASIONAL USE. | 5 | 5 | 9 | 3 | 6 | 25 | 1 | 1 | 2 | 1 | 4 | 9 |
| HELD FOR OTHER REASONS | 32 | 28 | 21 | 78 | 21 | 40 | 4 | 8 | 15 | 34 | 19 | 30 |
| DILAPIDATED. | 29 | 20 | 19 | 34 | 5 | 37 | 2 | 7 | 7 | 10 | 14 | 24 |
| SEASONAL | 8 | 6 | 77 | 49 | 7 | 28 | ... | 1 | 5 | 2 | 2 | 16 |
| CONDITION AND PLUMBING | | | | | | | | | | | | |
| ALL UNITS. | 6 384 | 3 586 | 4 488 | 6 471 | 6 291 | 3 359 | 2 719 | 3 903 | 3 201 | 4 708 | 5 128 | 4 948 |
| SOUND. | 5 379 | 2 788 | 4 024 | 4 515 | 6 098 | 2 714 | 2 590 | 3 652 | 3 184 | 4 324 | 4 372 | 4 236 |
| WITH ALL PLUMBING FACILITIES | 5 102 | 2 663 | 3 846 | 4 199 | 6 062 | 2 541 | 2 574 | 3 636 | 3 184 | 4 257 | 4 242 | 3 840 |
| LACKING ONLY HOT WATER | 23 | 12 | 19 | 21 | ... | 24 | ... | 8 | ... | 8 | 4 | 53 |
| LACKING OTHER PLUMBING FACILITIES. | 254 | 113 | 159 | 295 | 36 | 149 | 16 | 8 | ... | 59 | 126 | 343 |
| DETERIORATING. | 764 | 582 | 391 | 1 544 | 173 | 528 | 113 | 193 | 17 | 311 | 623 | 567 |
| WITH ALL PLUMBING FACILITIES | 606 | 424 | 275 | 1 294 | 173 | 434 | 113 | 189 | 17 | 256 | 572 | 380 |
| LACKING ONLY HOT WATER | 20 | 12 | 12 | 32 | ... | 23 | ... | ... | ... | 4 | 17 | 28 |
| LACKING OTHER PLUMBING FACILITIES. | 138 | 146 | 104 | 218 | ... | 71 | ... | 4 | ... | 51 | 34 | 159 |
| DILAPIDATED. | 241 | 216 | 73 | 412 | 20 | 117 | 16 | 58 | ... | 73 | 133 | 145 |
| OWNER OCCUPIED | 4 053 | 2 098 | 3 175 | 3 319 | 5 645 | 2 352 | 2 392 | 3 470 | 2 869 | 3 835 | 3 080 | 2 995 |
| SOUND. | 3 659 | 1 733 | 2 943 | 2 668 | 5 523 | 2 028 | 2 318 | 3 294 | 2 865 | 3 600 | 2 770 | 2 785 |
| WITH ALL PLUMBING FACILITIES | 3 589 | 1 689 | 2 870 | 2 607 | 5 503 | 1 961 | 2 310 | 3 278 | 2 865 | 3 580 | 2 754 | 2 642 |
| LACKING SOME OR ALL FACILITIES | 70 | 44 | 73 | 61 | 20 | 67 | 8 | 16 | ... | 20 | 16 | 143 |
| DETERIORATING. | 294 | 272 | 194 | 603 | 105 | 288 | 66 | 137 | 4 | 207 | 264 | 186 |
| WITH ALL PLUMBING FACILITIES | 246 | 212 | 149 | 571 | 105 | 233 | 66 | 137 | ... | 177 | 245 | 157 |
| LACKING SOME OR ALL FACILITIES | 48 | 60 | 45 | 32 | ... | 55 | ... | ... | ... | 30 | 19 | 29 |
| DILAPIDATED. | 100 | 93 | 38 | 48 | 17 | 36 | 8 | 39 | ... | 28 | 46 | 24 |
| RENTER OCCUPIED. | 1 950 | 1 280 | 1 098 | 2 758 | 493 | 739 | 280 | 339 | 223 | 641 | 1 811 | 1 687 |
| SOUND. | 1 454 | 913 | 922 | 1 631 | 441 | 546 | 237 | 286 | 215 | 539 | 1 421 | 1 261 |
| WITH ALL PLUMBING FACILITIES | 1 286 | 844 | 842 | 1 424 | 431 | 475 | 229 | 286 | 215 | 520 | 1 311 | 1 075 |
| LACKING SOME OR ALL FACILITIES | 168 | 69 | 80 | 207 | 10 | 71 | 8 | ... | ... | 19 | 110 | 186 |
| DETERIORATING. | 386 | 263 | 156 | 800 | 49 | 153 | 39 | 43 | 8 | 76 | 317 | 313 |
| WITH ALL PLUMBING FACILITIES | 300 | 183 | 96 | 610 | 49 | 132 | 39 | 43 | 8 | 63 | 299 | 195 |
| LACKING SOME OR ALL FACILITIES | 86 | 80 | 60 | 190 | ... | 21 | ... | ... | ... | 13 | 18 | 118 |
| DILAPIDATED. | 110 | 104 | 20 | 327 | 3 | 40 | 4 | 10 | ... | 26 | 73 | 113 |
| VACANT AVAILABLE FOR SALE. | 69 | 19 | 29 | 28 | 56 | 52 | 15 | 30 | 47 | 94 | 55 | 31 |
| WITH ALL PLUMBING FACILITIES | 65 | 18 | 26 | 25 | 56 | 40 | 15 | 30 | 47 | 72 | 54 | 24 |
| LACKING SOME OR ALL FACILITIES | 4 | 1 | 3 | 3 | ... | 12 | ... | ... | ... | 22 | 1 | 7 |
| VACANT AVAILABLE FOR RENT. | 225 | 111 | 45 | 187 | 41 | 61 | 20 | 21 | 13 | 66 | 134 | 139 |
| WITH ALL PLUMBING FACILITIES | 164 | 92 | 37 | 143 | 41 | 50 | 19 | 21 | 13 | 53 | 126 | 61 |
| LACKING SOME OR ALL FACILITIES | 61 | 19 | 8 | 44 | ... | 11 | 1 | ... | ... | 13 | 8 | 78 |
| ALL HOUSING UNITS. | 6 384 | 3 586 | 4 488 | 6 471 | 6 291 | 3 359 | 2 719 | 3 903 | 3 201 | 4 708 | 5 128 | 4 948 |
| WATER SUPPLY | | | | | | | | | | | | |
| HOT AND COLD PIPED WATER INSIDE STRUCTURE. | 6 134 | 3 423 | 4 327 | 6 140 | 6 279 | 3 111 | 2 715 | 3 887 | 3 201 | 4 588 | 5 078 | 4 574 |
| ONLY COLD PIPED WATER INSIDE STRUCTURE | 208 | 147 | 152 | 327 | 12 | 187 | 4 | 16 | ... | 75 | 46 | 333 |
| PIPED WATER OUTSIDE STRUCTURE. | 12 | ... | ... | ... | ... | 4 | ... | ... | ... | ... | ... | 12 |
| NO PIPED WATER | 30 | 16 | 9 | 4 | ... | 57 | ... | ... | ... | 45 | 4 | 29 |
| TOILET FACILITIES | | | | | | | | | | | | |
| FLUSH TOILET, EXCLUSIVE USE. | 6 070 | 3 387 | 4 352 | 6 018 | 6 263 | 3 184 | 2 703 | 3 895 | 3 201 | 4 599 | 4 985 | 4 697 |
| FLUSH TOILET, SHARED | 247 | 171 | 111 | 445 | 28 | 83 | 16 | 8 | ... | 15 | 131 | 205 |
| OTHER TOILET FACILITIES OR NONE. | 67 | 28 | 25 | 8 | ... | 92 | ... | ... | ... | 94 | 12 | 46 |
| BATHING FACILITIES | | | | | | | | | | | | |
| BATHTUB OR SHOWER, EXCLUSIVE USE | 5 895 | 3 212 | 4 193 | 5 824 | 6 259 | 3 073 | 2 699 | 3 887 | 3 201 | 4 572 | 4 956 | 4 381 |
| BATHTUB OR SHOWER, SHARED. | 284 | 159 | 144 | 452 | 32 | 72 | 16 | 8 | ... | 15 | 135 | 206 |
| NO BATHTUB OR SHOWER | 205 | 215 | 151 | 195 | ... | 214 | 4 | 8 | ... | 121 | 37 | 361 |
| BATHROOMS | | | | | | | | | | | | |
| 1. | 4 760 | 2 429 | 3 267 | 4 963 | 5 172 | 2 494 | 2 051 | 3 347 | 941 | 3 815 | 4 316 | 3 531 |
| MORE THAN 1. | 1 065 | 730 | 860 | 769 | 1 077 | 491 | 653 | 535 | 2 260 | 735 | 636 | 761 |
| SHARED OR NONE | 559 | 427 | 361 | 739 | 42 | 374 | 15 | 21 | ... | 158 | 176 | 656 |

Table 22.—TENURE, VACANCY STATUS, AND CONDITION AND PLUMBING FACILITIES, FOR PLACES OF 10,000 TO 25,000 INHABITANTS: 1960—Con.

Tenure by Color, Vacancy Status Condition and Plumbing

Water Supply Toilet Fac. Bathing Fac. Bathrooms

[Some data based on sample; see text. "U" denotes an unincorporated place]

| SUBJECT | GRAND HAVEN | GROSSE POINTE FARMS | GROSSE POINTE PARK | GROSSE POINTE WOODS | HARPER WOODS | HOLLAND | IRONWOOD | LAKEVIEW (U) | MAR-QUETTE | MELVIN-DALE | MENOMI-NEE | MONROE |
|--|-------------|---------------------|--------------------|---------------------|--------------|---------|----------|--------------|------------|-------------|------------|--------|
| ALL HOUSING UNITS. | 3 849 | 3 630 | 4 818 | 5 342 | 5 474 | 7 631 | 3 743 | 3 282 | 5 353 | 3 849 | 3 753 | 7 039 |
| TENURE, COLOR, AND VACANCY STATUS | | | | | | | | | | | | |
| OCCUPIED | 3 436 | 3 574 | 4 648 | 5 236 | 5 383 | 7 279 | 3 510 | 3 152 | 5 166 | 3 731 | 3 449 | 6 642 |
| OWNER OCCUPIED | 2 607 | 3 354 | 3 374 | 4 986 | 4 905 | 5 657 | 2 668 | 2 633 | 3 284 | 3 070 | 2 643 | 4 349 |
| PERCENT OF ALL OCCUPIED. | 75.9 | 93.8 | 72.6 | 95.2 | 91.1 | 77.7 | 76.0 | 83.5 | 63.6 | 82.3 | 76.6 | 65.5 |
| WHITE. | 2 607 | 3 354 | 3 370 | 4 986 | 4 901 | 5 653 | 2 668 | 2 629 | 3 280 | 3 050 | 2 643 | 4 242 |
| NONWHITE. | 829 | 220 | 1 274 | 250 | 478 | 1 622 | 842 | 519 | 1 882 | 661 | 806 | 2 293 |
| RENTER OCCUPIED. | 812 | 216 | 1 274 | 250 | 478 | 1 610 | 842 | 519 | 1 863 | 657 | 801 | 2 156 |
| WHITE. | 17 | 4 | 1 | 1 | 1 | 1 | 1 | 1 | 1 | 1 | 1 | 1 |
| NONWHITE. | 413 | 56 | 170 | 106 | 91 | 352 | 233 | 130 | 187 | 118 | 304 | 397 |
| VACANT | 176 | 53 | 165 | 106 | 89 | 297 | 153 | 122 | 128 | 118 | 241 | 379 |
| YEAR ROUND | 163 | 50 | 165 | 105 | 89 | 284 | 133 | 118 | 108 | 116 | 222 | 347 |
| SOUND ON DETERIORATING | 91 | 30 | 130 | 56 | 72 | 176 | 94 | 71 | 67 | 95 | 128 | 273 |
| AVAILABLE. | 31 | 20 | 34 | 50 | 39 | 75 | 30 | 33 | 21 | 29 | 33 | 42 |
| FOR SALE ONLY. | 1.2 | 0.6 | 1.0 | 1.0 | 0.8 | 1.3 | 1.1 | 1.2 | 0.6 | 0.9 | 1.2 | 1.0 |
| HOMEOWNER VACANCY RATE | 6.7 | 4.3 | 7.0 | 2.3 | 6.5 | 5.9 | 7.1 | 6.8 | 2.4 | 9.1 | 10.5 | 9.2 |
| FOR RENT | 14 | 12 | 16 | 36 | 12 | 27 | 13 | 24 | 11 | 9 | 19 | 20 |
| RENTAL VACANCY RATE. | 42 | 6 | 6 | 2 | 2 | 14 | 4 | 3 | 8 | 2 | 16 | 3 |
| RENTED OR SOLD, AWAITING OCCUPANCY | 6 | 13 | 11 | 5 | 5 | 67 | 22 | 20 | 22 | 10 | 59 | 51 |
| HELD FOR OCCASIONAL USE. | 13 | 3 | 1 | 1 | 1 | 13 | 20 | 4 | 20 | 2 | 19 | 32 |
| HELD FOR OTHER REASONS. | 237 | 3 | 5 | 3 | 2 | 55 | 80 | 8 | 59 | 3 | 63 | 18 |
| DILAPIDATED. | | | | | | | | | | | | |
| SEASONAL | | | | | | | | | | | | |
| CONDITION AND PLUMBING | | | | | | | | | | | | |
| ALL UNITS. | 3 849 | 3 630 | 4 818 | 5 342 | 5 474 | 7 631 | 3 743 | 3 282 | 5 353 | 3 849 | 3 753 | 7 039 |
| SOUND. | 3 419 | 3 580 | 4 732 | 5 315 | 5 439 | 6 811 | 3 182 | 3 185 | 4 233 | 3 638 | 3 002 | 5 974 |
| WITH ALL PLUMBING FACILITIES | 3 390 | 3 580 | 4 728 | 5 315 | 5 427 | 6 561 | 2 860 | 3 177 | 4 131 | 3 598 | 2 860 | 5 666 |
| LACKING ONLY HOT WATER | 12 | 3 | 4 | 3 | 12 | 31 | 53 | 3 | 8 | 3 | 43 | 24 |
| LACKING OTHER PLUMBING FACILITIES. | 17 | 3 | 4 | 3 | 219 | 269 | 8 | 94 | 40 | 99 | 284 | 923 |
| DETERIORATING. | 325 | 38 | 86 | 27 | 31 | 735 | 473 | 85 | 932 | 182 | 647 | 923 |
| WITH ALL PLUMBING FACILITIES | 256 | 31 | 86 | 21 | 31 | 622 | 164 | 57 | 779 | 182 | 517 | 600 |
| LACKING ONLY HOT WATER | 12 | 3 | 4 | 3 | 4 | 41 | 12 | 31 | 3 | 3 | 39 | 63 |
| LACKING OTHER PLUMBING FACILITIES. | 57 | 7 | 3 | 3 | 109 | 268 | 16 | 122 | 3 | 91 | 260 | 923 |
| DILAPIDATED. | 105 | 12 | 3 | 3 | 4 | 85 | 88 | 12 | 188 | 29 | 104 | 142 |
| OWNER OCCUPIED | 2 607 | 3 354 | 3 374 | 4 986 | 4 905 | 5 657 | 2 668 | 2 633 | 3 284 | 3 070 | 2 643 | 4 349 |
| SOUND. | 2 446 | 3 334 | 3 338 | 4 970 | 4 889 | 5 253 | 2 444 | 2 569 | 2 785 | 2 950 | 2 205 | 4 086 |
| WITH ALL PLUMBING FACILITIES | 2 438 | 3 334 | 3 338 | 4 970 | 4 877 | 5 172 | 2 282 | 2 569 | 2 739 | 2 942 | 2 138 | 3 955 |
| LACKING SOME OR ALL FACILITIES | 8 | 3 | 4 | 3 | 12 | 81 | 162 | 5 | 46 | 8 | 67 | 91 |
| DETERIORATING. | 126 | 16 | 36 | 16 | 12 | 360 | 212 | 56 | 432 | 108 | 386 | 263 |
| WITH ALL PLUMBING FACILITIES | 115 | 16 | 36 | 16 | 12 | 316 | 92 | 28 | 373 | 108 | 319 | 210 |
| LACKING SOME OR ALL FACILITIES | 11 | 3 | 3 | 3 | 4 | 44 | 120 | 28 | 59 | 3 | 67 | 53 |
| DILAPIDATED. | 35 | 4 | 3 | 3 | 4 | 44 | 12 | 8 | 67 | 12 | 52 | 40 |
| RENTER OCCUPIED. | 829 | 220 | 1 274 | 250 | 478 | 1 622 | 842 | 519 | 1 882 | 661 | 806 | 2 293 |
| SOUND. | 650 | 208 | 1 235 | 245 | 463 | 1 271 | 612 | 498 | 1 344 | 586 | 574 | 1 675 |
| WITH ALL PLUMBING FACILITIES | 637 | 208 | 1 231 | 245 | 463 | 1 130 | 503 | 490 | 1 299 | 558 | 531 | 1 478 |
| LACKING SOME OR ALL FACILITIES | 13 | 4 | 4 | 3 | 141 | 109 | 8 | 45 | 28 | 43 | 43 | 197 |
| DETERIORATING. | 129 | 8 | 39 | 5 | 15 | 321 | 186 | 17 | 447 | 58 | 192 | 538 |
| WITH ALL PLUMBING FACILITIES | 96 | 4 | 39 | 5 | 15 | 259 | 48 | 17 | 374 | 58 | 151 | 344 |
| LACKING SOME OR ALL FACILITIES | 33 | 4 | 3 | 3 | 62 | 138 | 13 | 7 | 73 | 3 | 41 | 194 |
| DILAPIDATED. | 50 | 4 | 3 | 3 | 30 | 44 | 4 | 4 | 91 | 17 | 40 | 80 |
| VACANT AVAILABLE FOR SALE. | 31 | 20 | 34 | 50 | 39 | 75 | 30 | 33 | 21 | 29 | 33 | 42 |
| WITH ALL PLUMBING FACILITIES | 29 | 20 | 34 | 50 | 39 | 72 | 15 | 32 | 21 | 29 | 27 | 39 |
| LACKING SOME OR ALL FACILITIES | 2 | 3 | 3 | 3 | 3 | 3 | 15 | 1 | 3 | 3 | 6 | 3 |
| VACANT AVAILABLE FOR RENT. | 60 | 10 | 96 | 6 | 33 | 101 | 64 | 38 | 46 | 66 | 95 | 231 |
| WITH ALL PLUMBING FACILITIES | 53 | 9 | 95 | 6 | 32 | 86 | 31 | 37 | 38 | 64 | 75 | 143 |
| LACKING SOME OR ALL FACILITIES | 7 | 1 | 1 | 1 | 1 | 15 | 33 | 1 | 8 | 2 | 20 | 88 |
| ALL HOUSING UNITS. | 3 849 | 3 630 | 4 818 | 5 342 | 5 474 | 7 631 | 3 743 | 3 282 | 5 353 | 3 849 | 3 753 | 7 039 |
| WATER SUPPLY | | | | | | | | | | | | |
| HOT AND COLD PIPED WATER INSIDE STRUCTURE. | 3 805 | 3 627 | 4 818 | 5 336 | 5 462 | 7 504 | 3 286 | 3 246 | 5 082 | 3 845 | 3 493 | 6 652 |
| ONLY COLD PIPED WATER INSIDE STRUCTURE | 44 | 3 | 3 | 6 | 12 | 127 | 441 | 36 | 253 | 4 | 248 | 370 |
| PIPED WATER OUTSIDE STRUCTURE. | 3 | 3 | 3 | 3 | 3 | 3 | 3 | 3 | 3 | 3 | 3 | 3 |
| NO PIPED WATER | 3 | 3 | 3 | 3 | 3 | 3 | 16 | 3 | 13 | 3 | 12 | 8 |
| TOILET FACILITIES | | | | | | | | | | | | |
| FLUSH TOILET, EXCLUSIVE USE. | 3 802 | 3 627 | 4 818 | 5 342 | 5 474 | 7 483 | 3 540 | 3 278 | 5 222 | 3 825 | 3 696 | 6 801 |
| FLUSH TOILET, SHARED | 47 | 3 | 3 | 3 | 3 | 148 | 121 | 4 | 46 | 20 | 26 | 214 |
| OTHER TOILET FACILITIES OR NONE. | 3 | 3 | 3 | 3 | 3 | 3 | 82 | 3 | 85 | 4 | 31 | 24 |
| BATHING FACILITIES | | | | | | | | | | | | |
| BATHTUB OR SHOWER, EXCLUSIVE USE | 3 763 | 3 623 | 4 814 | 5 342 | 5 474 | 7 311 | 3 150 | 3 254 | 5 053 | 3 809 | 3 539 | 6 419 |
| BATHTUB OR SHOWER, SHARED. | 47 | 3 | 4 | 3 | 3 | 168 | 121 | 8 | 62 | 24 | 30 | 220 |
| NO BATHTUB OR SHOWER | 39 | 7 | 3 | 3 | 3 | 152 | 472 | 20 | 238 | 16 | 184 | 400 |
| BATHROOMS | | | | | | | | | | | | |
| MORE THAN 1. | 3 076 | 728 | 1 894 | 1 992 | 4 041 | 5 553 | 2 619 | 2 372 | 3 843 | 3 377 | 2 702 | 4 978 |
| SHARED OR NONE | 667 | 2 896 | 2 920 | 3 345 | 1 419 | 1 687 | 397 | 860 | 1 104 | 432 | 731 | 1 319 |
| | 106 | 6 | 4 | 5 | 14 | 391 | 727 | 50 | 406 | 40 | 320 | 742 |

Table 22.—TENURE, VACANCY STATUS, AND CONDITION AND PLUMBING FACILITIES, FOR PLACES OF 10,000 TO 25,000 INHABITANTS: 1960—Con.

Tenure by Color,
Vacancy Status
Condition and
PlumbingWater Supply
Toilet Fac.
Bathing Fac.
Bathrooms

(Some data based on sample; see text. "U" denotes an unincorporated place)

| SUBJECT | MOUNT CLEMENS | MOUNT PLEASANT | MUSKEGON HEIGHTS | NILES | OWOSSO | RIVER ROUGE | ST JOSEPH | SAULT STE MARIE | TRAV-ERSE CITY | TRENTON | TROY | WAYNE | YPSI-LANTI |
|--|---------------|----------------|------------------|-------|--------|-------------|-----------|-----------------|----------------|---------|-------|-------|------------|
| ALL HOUSING UNITS. | 6 682 | 3 644 | 5 725 | 4 709 | 5 595 | 5 691 | 4 017 | 5 859 | 5 254 | 5 036 | 5 388 | 4 404 | 6 563 |
| TENURE, COLOR, AND VACANCY STATUS | | | | | | | | | | | | | |
| OCCUPIED | 6 179 | 3 446 | 5 521 | 4 486 | 5 210 | 5 283 | 3 874 | 5 340 | 4 871 | 4 821 | 5 119 | 4 235 | 6 077 |
| OWNER OCCUPIED | 3 885 | 2 015 | 3 999 | 3 289 | 3 897 | 2 656 | 2 586 | 3 281 | 3 417 | 3 851 | 4 577 | 3 400 | 3 145 |
| PERCENT OF ALL OCCUPIED. | 62.9 | 58.5 | 72.4 | 73.3 | 74.8 | 50.3 | 66.8 | 61.4 | 70.1 | 79.9 | 89.4 | 80.3 | 51.8 |
| WHITE. | 3 597 | 1 999 | 2 923 | 3 162 | 3 897 | 1 946 | 2 566 | 3 256 | 3 412 | 3 839 | 4 569 | 3 400 | 2 551 |
| NONWHITE | 288 | 16 | 1 076 | 127 | .. | 710 | 20 | 25 | 5 | 12 | 8 | .. | 594 |
| RENTER OCCUPIED. | 2 294 | 1 431 | 1 522 | 1 197 | 1 313 | 2 627 | 1 288 | 2 059 | 1 454 | 970 | 542 | 835 | 2 932 |
| WHITE. | 2 041 | 1 419 | 940 | 1 108 | 1 305 | 1 896 | 1 276 | 1 984 | 1 447 | 966 | 542 | 835 | 2 334 |
| NONWHITE | 253 | 12 | 582 | 89 | 8 | 731 | 12 | 75 | 7 | 4 | .. | .. | 598 |
| VACANT | 503 | 198 | 204 | 223 | 385 | 408 | 143 | 519 | 383 | 215 | 269 | 169 | 486 |
| YEAR ROUND | 487 | 192 | 193 | 218 | 350 | 403 | 118 | 361 | 298 | 210 | 263 | 162 | 463 |
| SOUND OR DETERIORATING | 419 | 180 | 180 | 177 | 323 | 337 | 115 | 297 | 267 | 193 | 232 | 150 | 435 |
| AVAILABLE. | 352 | 146 | 135 | 113 | 208 | 269 | 65 | 219 | 179 | 128 | 155 | 122 | 367 |
| FOR SALE ONLY. | 33 | 32 | 45 | 42 | 57 | 16 | 9 | 63 | 43 | 74 | 99 | 73 | 29 |
| HOMEOWNER VACANCY RATE | 0.8 | 1.6 | 1.1 | 1.3 | 1.4 | 0.6 | 0.3 | 1.9 | 1.2 | 1.9 | 2.1 | 2.1 | 0.9 |
| FOR RENT | 319 | 114 | 90 | 71 | 151 | 253 | 56 | 156 | 136 | 54 | 56 | 49 | 338 |
| RENTAL VACANCY RATE. | 12.2 | 7.4 | 5.6 | 5.6 | 10.3 | 8.8 | 4.2 | 7.0 | 8.6 | 5.3 | 9.4 | 5.5 | 10.3 |
| RENTED OR SOLD, AWAITING OCCUPANCY | 15 | 6 | 11 | 26 | 25 | 8 | 12 | 10 | 25 | 39 | 35 | 11 | 20 |
| HELD FOR OCCASIONAL USE. | 7 | 6 | 2 | 5 | 6 | 8 | 6 | 14 | 25 | 4 | 8 | 4 | 10 |
| HELD FOR OTHER REASONS | 45 | 22 | 32 | 33 | 84 | 52 | 32 | 54 | 39 | 22 | 34 | 13 | 38 |
| DILAPIDATED. | 68 | 12 | 13 | 41 | 27 | 66 | 3 | 64 | 31 | 17 | 31 | 12 | 48 |
| SEASONAL | 16 | 6 | 11 | 5 | 35 | 5 | 25 | 158 | 85 | 5 | 6 | 7 | 3 |
| CONDITION AND PLUMBING | | | | | | | | | | | | | |
| ALL UNITS. | 6 682 | 3 644 | 5 725 | 4 709 | 5 595 | 5 687 | 4 017 | 5 859 | 5 254 | 5 036 | 5 401 | 4 404 | 6 563 |
| SOUND. | 5 479 | 3 084 | 5 011 | 3 745 | 4 844 | 4 222 | 3 589 | 4 199 | 4 167 | 4 774 | 4 750 | 4 061 | 5 166 |
| WITH ALL PLUMBING FACILITIES | 5 174 | 2 887 | 4 819 | 3 607 | 4 615 | 4 030 | 3 499 | 3 801 | 3 896 | 4 721 | 4 592 | 4 041 | 4 838 |
| LACKING ONLY HOT WATER | 14 | 16 | 46 | 39 | 35 | 12 | 13 | 46 | 45 | .. | 64 | .. | 3 |
| LACKING OTHER PLUMBING FACILITIES. | 291 | 181 | 146 | 99 | 194 | 180 | 77 | 352 | 226 | 53 | 94 | 20 | 325 |
| DETERIORATING. | 913 | 495 | 639 | 762 | 673 | 1 151 | 407 | 1 225 | 924 | 233 | 543 | 254 | 990 |
| WITH ALL PLUMBING FACILITIES | 670 | 368 | 483 | 656 | 492 | 1 075 | 338 | 920 | 725 | 214 | 420 | 207 | 758 |
| LACKING ONLY HOT WATER | 44 | 8 | 25 | 12 | 39 | 17 | 12 | 16 | 35 | .. | 28 | .. | 30 |
| LACKING OTHER PLUMBING FACILITIES. | 199 | 119 | 131 | 94 | 142 | 59 | 57 | 289 | 164 | 19 | 95 | 47 | 202 |
| DILAPIDATED. | 290 | 65 | 75 | 202 | 78 | 314 | 21 | 435 | 163 | 29 | 108 | 89 | 407 |
| OWNER OCCUPIED | 3 885 | 2 015 | 3 999 | 3 289 | 3 897 | 2 656 | 2 586 | 3 281 | 3 417 | 3 851 | 4 577 | 3 400 | 3 145 |
| SOUND. | 3 482 | 1 802 | 3 621 | 2 851 | 3 545 | 2 207 | 2 446 | 2 551 | 2 938 | 3 764 | 4 121 | 3 259 | 2 731 |
| WITH ALL PLUMBING FACILITIES | 3 460 | 1 734 | 3 551 | 2 791 | 3 453 | 2 179 | 2 427 | 2 402 | 2 837 | 3 764 | 4 000 | 3 259 | 2 662 |
| LACKING SOME OR ALL FACILITIES | 22 | 68 | 70 | 60 | 92 | 28 | 19 | 149 | 101 | .. | 121 | .. | 69 |
| DETERIORATING. | 288 | 193 | 342 | 386 | 316 | 386 | 136 | 573 | 416 | 87 | 392 | 109 | 288 |
| WITH ALL PLUMBING FACILITIES | 251 | 145 | 288 | 349 | 256 | 364 | 128 | 481 | 356 | 83 | 304 | 105 | 260 |
| LACKING SOME OR ALL FACILITIES | 37 | 48 | 54 | 37 | 60 | 22 | 8 | 92 | 60 | 4 | 88 | 4 | 28 |
| DILAPIDATED. | 115 | 20 | 36 | 52 | 36 | 63 | 4 | 157 | 63 | .. | 64 | 32 | 126 |
| RENTER OCCUPIED. | 2 294 | 1 431 | 1 522 | 1 197 | 1 313 | 2 627 | 1 288 | 2 059 | 1 454 | 970 | 542 | 835 | 2 932 |
| SOUND. | 1 668 | 1 151 | 1 244 | 778 | 1 047 | 1 754 | 1 031 | 1 349 | 1 000 | 830 | 404 | 664 | 2 150 |
| WITH ALL PLUMBING FACILITIES | 1 486 | 1 045 | 1 126 | 706 | 936 | 1 626 | 965 | 1 171 | 859 | 784 | 384 | 648 | 1 929 |
| LACKING SOME OR ALL FACILITIES | 182 | 106 | 118 | 72 | 111 | 128 | 66 | 178 | 141 | 46 | 20 | 16 | 221 |
| DETERIORATING. | 485 | 238 | 246 | 324 | 254 | 685 | 240 | 518 | 399 | 119 | 114 | 132 | 561 |
| WITH ALL PLUMBING FACILITIES | 323 | 176 | 168 | 259 | 176 | 642 | 189 | 367 | 294 | 107 | 86 | 97 | 402 |
| LACKING SOME OR ALL FACILITIES | 162 | 62 | 78 | 65 | 78 | 43 | 51 | 151 | 105 | 12 | 28 | 35 | 159 |
| DILAPIDATED. | 141 | 42 | 32 | 95 | 12 | 188 | 17 | 192 | 55 | 21 | 24 | 39 | 221 |
| VACANT AVAILABLE FOR SALE. | 33 | 32 | 45 | 42 | 57 | 16 | 9 | 63 | 43 | 74 | 99 | 73 | 29 |
| WITH ALL PLUMBING FACILITIES | 33 | 31 | 39 | 40 | 46 | 16 | 9 | 47 | 40 | 72 | 89 | 71 | 28 |
| LACKING SOME OR ALL FACILITIES | .. | 1 | 6 | 2 | 11 | .. | .. | 16 | 3 | 2 | 10 | 2 | 1 |
| VACANT AVAILABLE FOR RENT. | 319 | 114 | 90 | 71 | 151 | 253 | 56 | 156 | 136 | 54 | 56 | 49 | 338 |
| WITH ALL PLUMBING FACILITIES | 193 | 83 | 70 | 57 | 115 | 207 | 48 | 105 | 106 | 46 | 53 | 38 | 238 |
| LACKING SOME OR ALL FACILITIES | 126 | 31 | 20 | 14 | 36 | 46 | 8 | 51 | 30 | 8 | 3 | 11 | 100 |
| ALL HOUSING UNITS. | 6 682 | 3 644 | 5 725 | 4 709 | 5 595 | 5 691 | 4 017 | 5 859 | 5 254 | 5 036 | 5 388 | 4 404 | 6 563 |
| WATER SUPPLY | | | | | | | | | | | | | |
| HOT AND COLD PIPED WATER INSIDE STRUCTURE. | 6 510 | 3 514 | 5 533 | 4 581 | 5 318 | 5 620 | 3 973 | 5 428 | 4 997 | 5 008 | 5 108 | 4 375 | 6 436 |
| ONLY COLD PIPED WATER INSIDE STRUCTURE | 164 | 115 | 192 | 124 | 249 | 37 | 44 | 320 | 236 | 28 | 226 | 25 | 111 |
| PIPED WATER OUTSIDE STRUCTURE. | .. | .. | .. | .. | 4 | .. | .. | 16 | .. | .. | 4 | .. | 4 |
| NO PIPED WATER | 8 | 15 | .. | 4 | 24 | 30 | .. | 95 | 21 | .. | 63 | 4 | 12 |
| TOILET FACILITIES | | | | | | | | | | | | | |
| FLUSH TOILET, EXCLUSIVE USE. | 6 207 | 3 432 | 5 584 | 4 542 | 5 347 | 5 453 | 3 894 | 5 245 | 4 983 | 4 975 | 5 235 | 4 329 | 6 014 |
| FLUSH TOILET, SHARED | 448 | 181 | 137 | 159 | 169 | 204 | 119 | 366 | 238 | 57 | 8 | 63 | 515 |
| OTHER TOILET FACILITIES OR NONE. | 27 | 31 | 4 | 8 | 79 | 30 | 4 | 248 | 33 | 4 | 158 | 12 | 34 |
| BATHING FACILITIES | | | | | | | | | | | | | |
| BATHTUB OR SHOWER, EXCLUSIVE USE | 6 123 | 3 311 | 5 428 | 4 444 | 5 204 | 5 381 | 3 879 | 5 032 | 4 806 | 4 965 | 5 182 | 4 324 | 5 894 |
| BATHTUB OR SHOWER, SHARED. | 464 | 185 | 139 | 190 | 168 | 240 | 111 | 395 | 233 | 52 | 8 | 63 | 567 |
| NO BATHTUB OR SHOWER | 95 | 148 | 158 | 75 | 223 | 66 | 27 | 432 | 215 | 19 | 211 | 17 | 102 |
| BATHROOMS | | | | | | | | | | | | | |
| 1. | 4 855 | 2 548 | 4 799 | 3 557 | 4 270 | 4 669 | 2 832 | 4 274 | 3 781 | 3 035 | 3 567 | 3 698 | 4 673 |
| MORE THAN 1. | 1 220 | 745 | 547 | 816 | 913 | 692 | 1 012 | 660 | 926 | 1 917 | 1 497 | 628 | 1 193 |
| SHARED OR NONE | 607 | 351 | 379 | 336 | 412 | 326 | 173 | 925 | 547 | 84 | 345 | 78 | 697 |

Table 23.—STRUCTURAL CHARACTERISTICS AND SELECTED EQUIPMENT, FOR PLACES OF 10,000 TO 25,000 INHABITANTS: 1960

[Some data based on sample; median not shown where base is insufficient; see text. "U" denotes an unincorporated place. Plus (+) after number indicates median above that number]

Rooms
Bedrooms
Units in Structure
Trailer
Year Struct. Built

Basement
Heating Equip.
Source of Water
Sewage Disposal

| SUBJECT | ADRIAN | ALBION | ALPENA | BENTON HARBOR | BERKLEY | CADILLAC | CENTER LINE | CLAWSON | EAST GRAND RAPIDS | EASTLAWN (U) | ECORSE | ESCANABA |
|---|--------|--------|--------|---------------|---------|----------|-------------|---------|-------------------|--------------|--------|----------|
| ROOMS | | | | | | | | | | | | |
| ALL UNITS. | 6 384 | 3 586 | 4 488 | 6 471 | 6 291 | 3 359 | 2 719 | 3 903 | 3 201 | 4 708 | 5 128 | 4 948 |
| 1 ROOM. | 114 | 92 | 60 | 261 | 11 | 31 | 4 | 4 | 20 | 80 | 88 | 168 |
| 2 ROOMS. | 281 | 153 | 100 | 270 | 13 | 99 | 32 | 20 | 4 | 80 | 197 | 118 |
| 3 ROOMS. | 695 | 343 | 462 | 937 | 103 | 230 | 183 | 83 | 12 | 334 | 579 | 335 |
| 4 ROOMS. | 1 002 | 575 | 598 | 1 300 | 967 | 487 | 721 | 601 | 152 | 770 | 902 | 905 |
| 5 ROOMS. | 1 373 | 705 | 1 067 | 1 580 | 2 204 | 859 | 881 | 2 088 | 510 | 2 576 | 1 843 | 1 462 |
| 6 ROOMS. | 1 258 | 730 | 992 | 1 017 | 2 047 | 760 | 492 | 855 | 889 | 719 | 1 003 | 970 |
| 7 ROOMS. | 986 | 542 | 648 | 679 | 703 | 513 | 284 | 173 | 662 | 154 | 326 | 569 |
| 8 ROOMS OR MORE. | 675 | 446 | 542 | 427 | 243 | 380 | 122 | 79 | 972 | 55 | 190 | 421 |
| MEDIAN. | 5.3 | 5.4 | 5.5 | 4.8 | 5.4 | 5.5 | 5.0 | 5.1 | 6.6 | 4.9 | 4.9 | 5.1 |
| OWNER OCCUPIED | | | | | | | | | | | | |
| 1 TO 3 ROOMS. | 4 053 | 2 098 | 3 175 | 3 319 | 5 645 | 2 352 | 2 392 | 3 470 | 2 869 | 3 835 | 3 080 | 2 995 |
| 4 ROOMS. | 159 | 60 | 82 | 105 | 49 | 62 | 109 | 16 | 4 | 227 | 172 | 85 |
| 5 ROOMS. | 454 | 204 | 322 | 587 | 784 | 279 | 671 | 495 | 112 | 571 | 449 | 435 |
| 6 ROOMS. | 1 007 | 426 | 837 | 977 | 2 007 | 653 | 793 | 1 925 | 423 | 2 236 | 1 282 | 922 |
| 7 ROOMS OR MORE. | 1 046 | 599 | 845 | 760 | 1 909 | 602 | 445 | 809 | 759 | 620 | 747 | 736 |
| MEDIAN. | 1 387 | 809 | 1 089 | 856 | 756 | 374 | 225 | 1 571 | 181 | 430 | 817 | 817 |
| MEDIAN. | 5.9 | 6.1 | 5.9 | 5.5 | 5.5 | 5.8 | 5.0 | 5.1 | 6.7 | 5.0 | 5.2 | 5.6 |
| RENTER OCCUPIED | | | | | | | | | | | | |
| 1 ROOM. | 1 950 | 1 280 | 1 098 | 2 758 | 493 | 739 | 280 | 339 | 223 | 641 | 1 811 | 1 687 |
| 2 ROOMS. | 86 | 35 | 56 | 209 | 7 | 23 | 20 | 16 | 16 | 16 | 74 | 105 |
| 3 ROOMS. | 203 | 132 | 60 | 226 | 13 | 66 | 32 | 16 | 16 | 19 | 113 | 82 |
| 4 ROOMS. | 499 | 260 | 347 | 755 | 44 | 152 | 66 | 67 | 12 | 123 | 430 | 238 |
| 5 ROOMS. | 461 | 344 | 239 | 640 | 146 | 150 | 43 | 88 | 35 | 171 | 411 | 422 |
| 6 ROOMS. | 283 | 262 | 192 | 555 | 133 | 144 | 68 | 99 | 58 | 208 | 503 | 489 |
| 7 ROOMS OR MORE. | 185 | 102 | 108 | 193 | 116 | 111 | 43 | 42 | 90 | 89 | 226 | 194 |
| MEDIAN. | 233 | 145 | 96 | 180 | 34 | 93 | 28 | 27 | 28 | 15 | 54 | 157 |
| MEDIAN. | 3.9 | 4.1 | 3.9 | 3.8 | 4.8 | 4.4 | 4.5 | 4.5 | 5.6 | 4.5 | 4.2 | 4.5 |
| VACANT AVAILABLE FOR SALE | | | | | | | | | | | | |
| MEDIAN. | 69 | 19 | 29 | 28 | 56 | 52 | 15 | 30 | 47 | 94 | 55 | 31 |
| MEDIAN. | 5.8 | ... | ... | ... | 5.0 | 5.2 | ... | ... | ... | 5.0 | 6.2 | ... |
| VACANT AVAILABLE FOR RENT | | | | | | | | | | | | |
| MEDIAN. | 225 | 111 | 45 | 187 | 41 | 61 | 20 | 21 | 13 | 66 | 134 | 139 |
| MEDIAN. | 3.2 | 1.4 | ... | 3.1 | ... | 4.3 | ... | ... | ... | 3.7 | 3.7 | 2.7 |
| ALL HOUSING UNITS. | 6 384 | 3 586 | 4 488 | 6 471 | 6 291 | 3 359 | 2 719 | 3 903 | 3 201 | 4 708 | 5 128 | 4 948 |
| BEDROOMS | | | | | | | | | | | | |
| 0 AND 1. | 1 166 | 720 | 870 | 1 697 | 317 | 412 | 207 | 140 | 76 | 420 | 998 | 819 |
| 2. | 2 053 | 1 080 | 1 190 | 2 167 | 2 443 | 1 341 | 1 246 | 1 247 | 574 | 1 117 | 2 041 | 1 948 |
| 3 OR MORE. | 3 165 | 1 786 | 2 428 | 2 607 | 3 531 | 1 606 | 1 266 | 2 516 | 2 551 | 3 171 | 2 089 | 2 181 |
| UNITS IN STRUCTURE | | | | | | | | | | | | |
| ALL UNITS. | 6 384 | 3 586 | 4 488 | 6 471 | 6 291 | 3 359 | 2 719 | 3 903 | 3 201 | 4 708 | 5 128 | 4 948 |
| 1. | 4 555 | 2 883 | 3 512 | 4 262 | 6 191 | 2 905 | 2 100 | 3 769 | 3 112 | 4 185 | 3 809 | 3 443 |
| 2. | 896 | 410 | 613 | 980 | 91 | 261 | 142 | 45 | 59 | 86 | 518 | 950 |
| 3 AND 4. | 508 | 242 | 252 | 759 | 9 | 141 | 95 | 44 | 20 | 36 | 429 | 260 |
| 5 OR MORE. | 304 | 51 | 111 | 470 | ... | 39 | 382 | 45 | 10 | 147 | 203 | 279 |
| TRAILER. | 121 | ... | ... | ... | ... | 13 | ... | ... | ... | 254 | 169 | 16 |
| OWNER OCCUPIED | | | | | | | | | | | | |
| 1. | 4 053 | 2 098 | 3 175 | 3 319 | 5 645 | 2 352 | 2 392 | 3 470 | 2 869 | 3 835 | 3 080 | 2 995 |
| 2 OR MORE. | 3 553 | 1 997 | 2 935 | 2 909 | 5 614 | 2 219 | 1 885 | 3 443 | 2 854 | 3 558 | 2 694 | 2 567 |
| TRAILER. | 390 | 101 | 240 | 410 | 31 | 125 | 507 | 27 | 15 | 30 | 217 | 412 |
| TRAILER. | 110 | ... | ... | ... | ... | 8 | ... | ... | ... | 247 | 169 | 16 |
| RENTER OCCUPIED | | | | | | | | | | | | |
| 1. | 1 950 | 1 280 | 1 098 | 2 758 | 493 | 739 | 280 | 339 | 223 | 641 | 1 811 | 1 687 |
| 2. | 813 | 795 | 456 | 1 178 | 424 | 472 | 181 | 238 | 155 | 429 | 939 | 732 |
| 3 AND 4. | 526 | 234 | 372 | 592 | 60 | 134 | 53 | 28 | 43 | 56 | 319 | 580 |
| 5 TO 9. | 344 | 210 | 184 | 596 | 9 | 94 | 21 | 28 | 20 | 26 | 360 | 210 |
| 10 OR MORE. | 174 | 41 | 70 | 341 | ... | 17 | 10 | 13 | 5 | 70 | 145 | 110 |
| TRAILER. | 82 | ... | 16 | 51 | ... | 17 | 15 | 32 | ... | 53 | 48 | 55 |
| TRAILER. | 11 | ... | ... | ... | ... | 5 | ... | ... | ... | 7 | ... | ... |
| YEAR STRUCTURE BUILT | | | | | | | | | | | | |
| 1955 TO MARCH 1960. | 610 | 193 | 354 | 91 | 302 | 136 | 404 | 1 143 | 573 | 2 453 | 815 | 299 |
| 1950 TO 1954. | 484 | 440 | 389 | 331 | 1 374 | 182 | 457 | 1 344 | 817 | 1 074 | 306 | 228 |
| 1940 TO 1949. | 676 | 327 | 332 | 678 | 3 096 | 355 | 1 156 | 380 | 580 | 652 | 618 | 432 |
| 1939 OR EARLIER. | 4 614 | 2 626 | 3 413 | 5 371 | 1 519 | 2 686 | 702 | 1 036 | 1 231 | 529 | 3 389 | 3 989 |
| BASEMENT | | | | | | | | | | | | |
| BASEMENT. | 5 461 | 3 004 | 3 983 | 5 825 | 5 781 | 2 761 | 1 782 | 3 184 | 3 100 | 2 790 | 3 875 | 4 200 |
| CONCRETE SLAB. | 330 | 435 | 159 | 360 | 142 | 234 | 657 | 369 | 81 | 799 | 398 | 178 |
| OTHER. | 593 | 147 | 346 | 286 | 368 | 364 | 260 | 350 | 20 | 1 119 | 855 | 570 |
| HEATING EQUIPMENT | | | | | | | | | | | | |
| STEAM OR HOT WATER. | 790 | 348 | 570 | 805 | 254 | 310 | 228 | 198 | 438 | 173 | 607 | 1 044 |
| WARM AIR FURNACE. | 4 608 | 2 721 | 3 459 | 4 707 | 5 726 | 2 182 | 2 303 | 3 390 | 2 728 | 3 830 | 3 530 | 2 918 |
| FLOOR, WALL, OR PIPELESS FURNACE. | 299 | 101 | 129 | 133 | 106 | 160 | 98 | 116 | 24 | 243 | 201 | 58 |
| BUILT-IN ELECTRIC UNITS. | ... | 13 | ... | 4 | 8 | ... | ... | 4 | ... | ... | 4 | 8 |
| OTHER MEANS WITH FLUE. | 651 | 378 | 295 | 737 | 182 | 672 | 86 | 186 | 11 | 451 | 759 | 872 |
| OTHER MEANS WITHOUT FLUE. | 32 | 21 | 35 | 37 | 15 | 28 | 4 | 9 | ... | 11 | 24 | 36 |
| NONE. | 4 | 4 | ... | 48 | ... | 7 | ... | ... | ... | ... | 3 | 12 |
| SOURCE OF WATER | | | | | | | | | | | | |
| PUBLIC SYSTEM OR PRIVATE COMPANY. | 6 267 | 3 516 | 4 395 | 6 436 | 6 291 | 2 643 | 2 700 | 3 897 | 3 190 | 4 449 | 5 118 | 4 828 |
| INDIVIDUAL WELL. | 81 | 60 | 93 | 35 | ... | 654 | 9 | ... | 11 | 245 | 10 | 101 |
| OTHER. | 36 | 10 | ... | ... | ... | 62 | 10 | 6 | ... | 14 | ... | 19 |
| SEWAGE DISPOSAL | | | | | | | | | | | | |
| PUBLIC SEWER. | 6 226 | 3 512 | 4 234 | 6 404 | 6 278 | 2 787 | 2 424 | 3 888 | 3 190 | 4 025 | 5 109 | 4 726 |
| SEPTIC TANK OR CESSPOOL. | 93 | 43 | 249 | 51 | 13 | 482 | 290 | 9 | 11 | 629 | 19 | 193 |
| OTHER OR NONE. | 65 | 31 | 5 | 16 | ... | 90 | 5 | 6 | ... | 54 | ... | 29 |

Table 23.—STRUCTURAL CHARACTERISTICS AND SELECTED EQUIPMENT, FOR PLACES OF 10,000 TO 25,000 INHABITANTS: 1960—Con.

[Some data based on sample; median not shown where base is insufficient; see text. "U" denotes an unincorporated place. Plus (+) after number indicates median above that number]

Rooms
Bedrooms
Units in Structure
Trailer
Year Struct. Built
Basement
Heating Equip.
Source of Water
Sewage Disposal

| SUBJECT | GRAND HAVEN | GROSSE POINTE FARMS | GROSSE POINTE PARK | GROSSE POINTE WOODS | HARPER WOODS | HOLLAND | IRONWOOD | LAKEVIEW (U) | MARQUETTE | MELVINDALE | MENOMINEE | MONROE |
|--|-------------|---------------------|--------------------|---------------------|--------------|---------|----------|--------------|-----------|------------|-----------|--------|
| ROOMS | | | | | | | | | | | | |
| ALL UNITS. | 3 849 | 3 630 | 4 818 | 5 342 | 5 474 | 7 631 | 3 743 | 3 282 | 5 353 | 3 849 | 3 753 | 7 039 |
| ROOM | 34 | 7 | 4 | ... | ... | 113 | 89 | 17 | 38 | 32 | 39 | 98 |
| ROOMS | 83 | 3 | 15 | ... | 4 | 47 | 97 | 41 | 172 | 72 | 56 | 228 |
| ROOMS | 281 | 14 | 76 | 24 | 129 | 494 | 224 | 113 | 527 | 208 | 221 | 688 |
| ROOMS | 699 | 64 | 245 | 294 | 977 | 1 125 | 700 | 620 | 1 021 | 1 145 | 644 | 1 134 |
| ROOMS | 870 | 406 | 947 | 1 154 | 2 300 | 1 978 | 976 | 1 081 | 1 361 | 1 646 | 1 042 | 1 817 |
| ROOMS | 764 | 951 | 1 005 | 1 931 | 1 676 | 1 857 | 811 | 796 | 1 159 | 574 | 845 | 1 473 |
| ROOMS | 607 | 873 | 661 | 1 322 | 328 | 1 295 | 495 | 378 | 591 | 124 | 468 | 867 |
| ROOMS OR MORE | 511 | 1 312 | 1 865 | 617 | 60 | 722 | 351 | 236 | 484 | 48 | 438 | 734 |
| EDIAN | 5.5 | 6.9 | 6.7 | 6.1 | 5.2 | 5.5 | 5.3 | 5.3 | 5.2 | 4.8 | 5.4 | 5.3 |
| OWNER OCCUPIED | 2 607 | 3 354 | 3 374 | 4 986 | 4 905 | 5 657 | 2 668 | 2 633 | 3 284 | 3 070 | 2 643 | 4 349 |
| TO 3 ROOMS | 40 | ... | 16 | 8 | 4 | 81 | 85 | 56 | 118 | 116 | 51 | 90 |
| ROOMS | 428 | 29 | 36 | 196 | 733 | 688 | 442 | 360 | 475 | 862 | 355 | 444 |
| ROOMS | 696 | 337 | 284 | 1 088 | 2 160 | 1 568 | 746 | 906 | 915 | 1 408 | 790 | 1 241 |
| ROOMS | 629 | 874 | 667 | 1 840 | 1 623 | 1 593 | 681 | 732 | 865 | 516 | 688 | 1 227 |
| ROOMS OR MORE | 814 | 2 114 | 2 371 | 1 854 | 385 | 1 727 | 714 | 579 | 911 | 168 | 759 | 1 347 |
| EDIAN | 5.7 | 7.0 | 7.7 | 6.2 | 5.3 | 5.8 | 5.6 | 5.5 | 5.7 | 4.9 | 5.7 | 5.8 |
| RENTER OCCUPIED | 829 | 220 | 1 274 | 250 | 478 | 1 622 | 842 | 519 | 1 882 | 661 | 806 | 2 293 |
| ROOM | 13 | 4 | 4 | ... | ... | 103 | 85 | 13 | 8 | 25 | ... | 68 |
| ROOMS | 54 | 3 | 12 | ... | ... | 40 | 68 | 26 | 113 | 37 | 21 | 169 |
| ROOMS | 184 | 14 | 60 | 11 | 117 | 363 | 137 | 62 | 419 | 97 | 127 | 546 |
| ROOMS | 247 | 27 | 201 | 92 | 214 | 393 | 208 | 230 | 495 | 228 | 237 | 609 |
| ROOMS | 142 | 61 | 574 | 56 | 102 | 310 | 155 | 129 | 420 | 216 | 198 | 486 |
| ROOMS | 66 | 51 | 314 | 48 | 42 | 176 | 92 | 38 | 278 | 54 | 112 | 225 |
| ROOMS OR MORE | 123 | 60 | 109 | 43 | 3 | 237 | 97 | 21 | 149 | 4 | 111 | 190 |
| EDIAN | 4.2 | 5.5 | 5.1 | 4.9 | 4.1 | 4.3 | 4.1 | 4.2 | 4.3 | 4.3 | 4.6 | 4.1 |
| VACANT AVAILABLE FOR SALE | 31 | 20 | 34 | 50 | 39 | 75 | 30 | 33 | 21 | 29 | 33 | 42 |
| EDIAN | ... | ... | ... | 6.5+ | ... | 5.4 | ... | ... | ... | ... | ... | ... |
| VACANT AVAILABLE FOR RENT | 60 | 10 | 96 | 6 | 33 | 101 | 64 | 38 | 46 | 66 | 95 | 231 |
| EDIAN | 3.7 | ... | 5.0 | ... | ... | 4.0 | 4.4 | ... | ... | 3.5 | 3.9 | 3.4 |
| ALL HOUSING UNITS. | 3 849 | 3 630 | 4 818 | 5 342 | 5 474 | 7 631 | 3 743 | 3 282 | 5 353 | 3 849 | 3 753 | 7 039 |
| BEDROOMS | | | | | | | | | | | | |
| AND 1 | 493 | 11 | 221 | 80 | 394 | 823 | 656 | 298 | 869 | 402 | 476 | 1 282 |
| OR MORE | 900 | 605 | 1 123 | 1 056 | 2 247 | 2 022 | 1 494 | 948 | 1 901 | 1 844 | 979 | 2 150 |
| OR MORE | 2 456 | 3 014 | 3 474 | 4 168 | 2 833 | 4 786 | 1 593 | 2 036 | 2 583 | 1 603 | 2 298 | 3 607 |
| UNITS IN STRUCTURE | | | | | | | | | | | | |
| ALL UNITS. | 3 849 | 3 630 | 4 818 | 5 342 | 5 474 | 7 631 | 3 743 | 3 282 | 5 353 | 3 849 | 3 753 | 7 039 |
| TO 3 ROOMS | 3 208 | 3 624 | 3 396 | 5 306 | 5 144 | 6 310 | 3 075 | 2 933 | 3 817 | 3 394 | 2 933 | 5 250 |
| AND 4 | 415 | 6 | 983 | ... | 5 | 928 | 308 | 136 | 924 | 234 | 576 | 900 |
| OR MORE | 113 | ... | 363 | ... | 14 | 200 | 166 | 207 | 345 | 25 | 119 | 514 |
| OR MORE | 113 | ... | 76 | 36 | 311 | 170 | 170 | 6 | 258 | 80 | 125 | 370 |
| TRAILER | ... | ... | ... | ... | ... | 23 | 24 | ... | 9 | 116 | ... | 5 |
| OWNER OCCUPIED | 2 607 | 3 352 | 3 381 | 4 986 | 4 905 | 5 619 | 2 668 | 2 633 | 3 284 | 3 070 | 2 643 | 4 349 |
| OR MORE | 2 479 | 3 352 | 3 044 | 4 986 | 4 905 | 5 345 | 2 488 | 2 563 | 2 957 | 2 876 | 2 438 | 4 037 |
| TRAILER | 128 | ... | 337 | ... | ... | 261 | 160 | 70 | 322 | 90 | 205 | 312 |
| TRAILER | ... | ... | ... | ... | ... | 13 | 20 | ... | 5 | 104 | ... | ... |
| RENTER OCCUPIED | 829 | 222 | 1 267 | 250 | 478 | 1 660 | 842 | 519 | 1 882 | 661 | 806 | 2 293 |
| TO 3 ROOMS | 445 | 222 | 297 | 214 | 168 | 724 | 441 | 270 | 740 | 451 | 342 | 1 038 |
| AND 4 | 208 | ... | 607 | ... | ... | 649 | 157 | 76 | 597 | 130 | 303 | 574 |
| TO 9 | 93 | ... | 287 | ... | 14 | 156 | 107 | 167 | 289 | 21 | 59 | 374 |
| TO 9 | 72 | ... | 52 | ... | 296 | 63 | 60 | 6 | 140 | 31 | 96 | 213 |
| TO 9 OR MORE | 11 | ... | 24 | 36 | ... | 58 | 73 | ... | 112 | 16 | 6 | 89 |
| TRAILER | ... | ... | ... | ... | ... | 10 | 4 | ... | 4 | 12 | ... | 5 |
| YEAR STRUCTURE BUILT | | | | | | | | | | | | |
| 1935 TO MARCH 1960 | 450 | 286 | 192 | 661 | 694 | 828 | 93 | 851 | 661 | 681 | 287 | 696 |
| 1950 TO 1954 | 347 | 827 | 533 | 1 827 | 2 399 | 945 | 140 | 732 | 376 | 723 | 218 | 561 |
| 1940 TO 1949 | 354 | 955 | 486 | 2 144 | 2 154 | 1 085 | 166 | 624 | 511 | 1 347 | 486 | 728 |
| 1939 OR EARLIER | 2 698 | 1 562 | 3 607 | 710 | 227 | 4 773 | 3 344 | 1 075 | 3 805 | 1 098 | 2 762 | 5 054 |
| BASEMENT | | | | | | | | | | | | |
| BASEMENT | 3 424 | 3 542 | 4 765 | 5 185 | 4 977 | 7 016 | 2 995 | 2 614 | 4 762 | 2 666 | 3 121 | 6 209 |
| CONCRETE SLAB | 74 | 22 | 29 | 86 | 211 | 210 | 25 | 361 | 145 | 490 | 176 | 262 |
| OTHER | 351 | 66 | 24 | 71 | 286 | 405 | 723 | 307 | 446 | 693 | 456 | 546 |
| HEATING EQUIPMENT | | | | | | | | | | | | |
| CENTRAL HEATING | 437 | 664 | 2 074 | 297 | 121 | 467 | 655 | 190 | 2 325 | 254 | 617 | 1 236 |
| BURNING OIL | 3 008 | 2 924 | 2 725 | 4 973 | 5 139 | 6 580 | 2 183 | 2 951 | 2 289 | 2 861 | 2 405 | 4 906 |
| BURNING GAS | 43 | 23 | 4 | 35 | 151 | 120 | 20 | 49 | 177 | 300 | 28 | 156 |
| BURNING ELECTRIC | 4 | ... | ... | ... | ... | 4 | ... | 4 | ... | 8 | ... | 9 |
| BURNING OTHER | 337 | 19 | 15 | 33 | 63 | 425 | 822 | 85 | 536 | 386 | 685 | 708 |
| OTHER MEANS WITH FLUE | 8 | ... | ... | 4 | ... | 27 | 24 | ... | 16 | 40 | 7 | 24 |
| OTHER MEANS WITHOUT FLUE | 12 | ... | ... | ... | ... | 8 | 39 | 3 | 10 | ... | 11 | ... |
| SOURCE OF WATER | | | | | | | | | | | | |
| PUBLIC SYSTEM OR PRIVATE COMPANY | 3 701 | 3 620 | 4 818 | 5 342 | 5 474 | 4 996 | 3 718 | 2 094 | 5 126 | 3 849 | 3 635 | 7 024 |
| INDIVIDUAL WELL | 148 | ... | ... | ... | ... | 2 630 | 10 | 1 188 | 196 | ... | 104 | 15 |
| OTHER | ... | 10 | ... | ... | ... | 5 | 15 | ... | 31 | ... | 14 | ... |
| SEWAGE DISPOSAL | | | | | | | | | | | | |
| PUBLIC SEWER | 3 375 | 3 630 | 4 813 | 5 307 | 5 474 | 5 368 | 3 537 | 321 | 4 813 | 3 849 | 3 625 | 6 949 |
| SEPTIC TANK OR CESSPOOL | 474 | ... | 5 | 35 | ... | 2 248 | 171 | 2 941 | 473 | ... | 89 | 66 |
| OTHER OR NONE | ... | ... | ... | ... | ... | 15 | 35 | 20 | 67 | ... | 39 | 24 |

Table 23.—STRUCTURAL CHARACTERISTICS AND SELECTED EQUIPMENT, FOR PLACES OF 10,000 TO 25,000 INHABITANTS: 1960—Con.

[Some data based on sample; median not shown where base is insufficient; see text. "U" denotes an unincorporated place. Plus (+) after number indicates median above that number]

Rooms
Bedrooms
Units in Structure
Trailer
Year Struct. Built
Basement
Heating Equip.
Source of Water
Sewage Disposal

| SUBJECT | MOUNT CLEMENS | MOUNT PLEASANT | MUSKEGON HEIGHTS | NILES | OWOSSO | RIVER ROUGE | ST JOSEPH | SAULT STE MARIE | TRAV-ERSE CITY | TRENTON | TROY | WAYNE | YPSI-LANTI |
|--|---------------|----------------|------------------|-------|--------|-------------|-----------|-----------------|----------------|---------|-------|-------|------------|
| ROOMS | | | | | | | | | | | | | |
| ALL UNITS | 6 682 | 3 644 | 5 725 | 4 709 | 5 595 | 5 687 | 4 017 | 5 859 | 5 254 | 5 036 | 5 401 | 4 404 | 6 563 |
| 1 ROOM | 216 | 82 | 66 | 126 | 81 | 106 | 91 | 149 | 162 | 59 | 4 | 53 | 262 |
| 2 ROOMS | 335 | 86 | 149 | 126 | 144 | 319 | 101 | 247 | 203 | 38 | 21 | 84 | 542 |
| 3 ROOMS | 887 | 653 | 548 | 436 | 448 | 878 | 442 | 747 | 446 | 213 | 212 | 191 | 1 315 |
| 4 ROOMS | 929 | 676 | 1 428 | 814 | 700 | 1 114 | 762 | 1 233 | 709 | 344 | 790 | 778 | 941 |
| 5 ROOMS | 1 761 | 684 | 1 678 | 1 161 | 1 268 | 1 365 | 1 067 | 1 295 | 1 111 | 2 202 | 1 864 | 1 920 | 1 411 |
| 6 ROOMS | 1 387 | 652 | 1 054 | 1 376 | 1 376 | 1 021 | 696 | 1 200 | 1 219 | 1 401 | 1 441 | 824 | 1 025 |
| 7 ROOMS | 640 | 454 | 547 | 667 | 965 | 480 | 451 | 601 | 722 | 496 | 763 | 381 | 574 |
| 8 ROOMS OR MORE | 527 | 357 | 255 | 402 | 613 | 404 | 407 | 387 | 682 | 283 | 306 | 173 | 493 |
| MEDIAN | 5.1 | 5.0 | 4.9 | 5.2 | 5.6 | 4.8 | 5.1 | 4.9 | 5.5 | 5.3 | 5.4 | 5.1 | 4.7 |
| OWNER OCCUPIED | | | | | | | | | | | | | |
| ALL UNITS | 3 885 | 2 015 | 3 999 | 3 289 | 3 897 | 2 656 | 2 586 | 3 281 | 3 417 | 3 851 | 4 577 | 3 400 | 3 145 |
| 1 TO 3 ROOMS | 118 | 192 | 118 | 89 | 88 | 91 | 79 | 236 | 141 | 16 | 91 | 21 | 99 |
| 4 ROOMS | 433 | 329 | 914 | 498 | 400 | 327 | 386 | 535 | 390 | 124 | 579 | 550 | 320 |
| 5 ROOMS | 1 256 | 384 | 1 362 | 890 | 959 | 730 | 787 | 812 | 782 | 1 882 | 1 631 | 1 630 | 981 |
| 6 ROOMS | 1 093 | 461 | 904 | 853 | 1 106 | 739 | 580 | 923 | 940 | 1 159 | 1 317 | 716 | 837 |
| 7 ROOMS OR MORE | 985 | 649 | 701 | 959 | 1 344 | 769 | 754 | 775 | 1 164 | 670 | 959 | 483 | 908 |
| MEDIAN | 5.6 | 5.7 | 5.2 | 5.7 | 6.0 | 5.7 | 5.6 | 5.6 | 5.9 | 5.4 | 5.5 | 5.2 | 5.7 |
| RENTER OCCUPIED | | | | | | | | | | | | | |
| ALL UNITS | 2 294 | 1 431 | 1 522 | 1 197 | 1 313 | 2 627 | 1 288 | 2 059 | 1 454 | 970 | 542 | 835 | 2 932 |
| 1 ROOM | 134 | 67 | 53 | 115 | 52 | 84 | 77 | 122 | 136 | 46 | 4 | 44 | 197 |
| 2 ROOMS | 275 | 32 | 110 | 111 | 100 | 257 | 88 | 148 | 125 | 31 | 12 | 76 | 460 |
| 3 ROOMS | 614 | 460 | 412 | 324 | 315 | 672 | 324 | 453 | 282 | 170 | 105 | 160 | 1 085 |
| 4 ROOMS | 438 | 308 | 459 | 267 | 252 | 678 | 371 | 541 | 258 | 204 | 151 | 179 | 553 |
| 5 ROOMS | 438 | 265 | 273 | 220 | 215 | 574 | 239 | 394 | 258 | 238 | 154 | 229 | 368 |
| 6 ROOMS | 245 | 160 | 123 | 99 | 180 | 252 | 106 | 236 | 216 | 184 | 64 | 82 | 142 |
| 7 ROOMS OR MORE | 150 | 139 | 92 | 61 | 199 | 100 | 83 | 165 | 179 | 97 | 52 | 65 | 127 |
| MEDIAN | 3.8 | 4.0 | 3.9 | 3.7 | 4.3 | 3.9 | 3.9 | 4.1 | 4.2 | 4.6 | 4.5 | 4.3 | 3.2 |
| VACANT AVAILABLE FOR SALE | | | | | | | | | | | | | |
| ALL UNITS | 33 | 32 | 45 | 42 | 57 | 16 | 9 | 63 | 43 | 74 | 99 | 73 | 29 |
| MEDIAN | ... | ... | ... | ... | 5.6 | ... | ... | 5.1 | ... | 5.4 | 5.7 | 4.9 | ... |
| VACANT AVAILABLE FOR RENT | | | | | | | | | | | | | |
| ALL UNITS | 319 | 114 | 90 | 71 | 151 | 253 | 56 | 156 | 136 | 54 | 56 | 49 | 338 |
| MEDIAN | 2.9 | 3.6 | 3.6 | 3.4 | 3.6 | 3.2 | 3.4 | 3.3 | 3.5 | 3.4 | 4.2 | ... | 2.8 |
| ALL HOUSING UNITS | | | | | | | | | | | | | |
| ALL UNITS | 6 682 | 3 644 | 5 725 | 4 709 | 5 595 | 5 687 | 4 017 | 5 859 | 5 254 | 5 036 | 5 401 | 4 404 | 6 563 |
| BEDROOMS | | | | | | | | | | | | | |
| 0 AND 1 | 1 490 | 1 064 | 1 040 | 710 | 1 045 | 1 488 | 938 | 1 311 | 1 097 | 350 | 249 | 367 | 2 361 |
| 2 | 2 023 | 1 218 | 2 376 | 1 632 | 1 387 | 1 885 | 1 478 | 2 077 | 1 454 | 934 | 1 747 | 1 460 | 1 511 |
| 3 OR MORE | 3 169 | 1 362 | 2 309 | 2 367 | 3 163 | 2 314 | 1 601 | 2 471 | 2 703 | 3 752 | 3 334 | 2 577 | 2 691 |
| UNITS IN STRUCTURE | | | | | | | | | | | | | |
| ALL UNITS | 6 682 | 3 644 | 5 725 | 4 709 | 5 595 | 5 687 | 4 017 | 5 859 | 5 254 | 5 036 | 5 409 | 4 404 | 6 563 |
| 1 | 4 737 | 2 399 | 4 849 | 3 945 | 4 592 | 2 817 | 4 242 | 4 178 | 4 530 | 5 181 | 4 097 | 3 768 | 3 768 |
| 2 | 706 | 500 | 492 | 324 | 506 | 1 303 | 645 | 624 | 542 | 198 | 96 | 96 | 806 |
| 3 AND 4 | 551 | 289 | 239 | 245 | 245 | 793 | 338 | 430 | 249 | 108 | 34 | 88 | 962 |
| 5 OR MORE | 688 | 356 | 125 | 143 | 224 | 668 | 217 | 459 | 200 | 200 | 98 | 123 | 1 027 |
| TRAILER | ... | 100 | 20 | 28 | 28 | ... | ... | 104 | 85 | ... | ... | ... | ... |
| OWNER OCCUPIED | | | | | | | | | | | | | |
| ALL UNITS | 3 885 | 2 015 | 3 999 | 3 289 | 3 897 | 2 660 | 2 586 | 3 281 | 3 417 | 3 851 | 4 602 | 3 400 | 3 145 |
| 1 | 3 531 | 1 682 | 3 799 | 3 113 | 3 723 | 2 084 | 2 284 | 2 864 | 3 066 | 3 806 | 4 542 | 3 350 | 2 747 |
| 2 OR MORE | 354 | 237 | 180 | 156 | 154 | 576 | 302 | 321 | 270 | 45 | 60 | 50 | 398 |
| TRAILER | ... | 96 | 20 | 20 | 20 | ... | ... | 96 | 81 | ... | ... | ... | ... |
| RENTER OCCUPIED | | | | | | | | | | | | | |
| ALL UNITS | 2 294 | 1 431 | 1 522 | 1 197 | 1 313 | 2 623 | 1 288 | 2 059 | 1 454 | 970 | 514 | 835 | 2 932 |
| 1 | 1 046 | 618 | 938 | 691 | 635 | 700 | 487 | 988 | 846 | 571 | 382 | 590 | 863 |
| 2 | 423 | 280 | 269 | 194 | 305 | 746 | 347 | 397 | 300 | 140 | 51 | 65 | 505 |
| 3 AND 4 | 352 | 203 | 209 | 184 | 180 | 606 | 258 | 321 | 149 | 80 | 10 | 67 | 698 |
| 5 TO 9 | 276 | 74 | 76 | 76 | 145 | 428 | 136 | 209 | 52 | 54 | ... | 113 | 458 |
| 10 OR MORE | 197 | 252 | 30 | 44 | 40 | 143 | 60 | 136 | 103 | 125 | 71 | ... | 408 |
| TRAILER | ... | 4 | ... | 8 | 8 | ... | ... | 8 | 4 | ... | ... | ... | ... |
| YEAR STRUCTURE BUILT | | | | | | | | | | | | | |
| 1955 TO MARCH 1960 | 549 | 550 | 215 | 311 | 483 | 171 | 216 | 437 | 569 | 2 337 | 1 732 | 778 | 451 |
| 1950 TO 1954 | 846 | 311 | 347 | 378 | 359 | 232 | 375 | 402 | 357 | 913 | 978 | 639 | 564 |
| 1940 TO 1949 | 650 | 420 | 1 081 | 588 | 430 | 751 | 519 | 682 | 670 | 414 | 1 226 | 1 633 | 931 |
| 1939 OR EARLIER | 4 637 | 2 363 | 4 082 | 3 432 | 4 323 | 4 533 | 2 907 | 4 338 | 3 658 | 1 372 | 1 465 | 1 354 | 4 617 |
| BASEMENT | | | | | | | | | | | | | |
| BASEMENT | 5 604 | 2 544 | 4 540 | 4 169 | 4 729 | 4 261 | 3 817 | 4 140 | 4 063 | 4 405 | 2 310 | 3 197 | 5 699 |
| CONCRETE SLAB | 397 | 536 | 578 | 287 | 201 | 618 | 98 | 368 | 376 | 231 | 1 386 | 581 | 478 |
| OTHER | 681 | 564 | 607 | 253 | 665 | 808 | 102 | 1 351 | 815 | 400 | 1 713 | 626 | 386 |
| HEATING EQUIPMENT | | | | | | | | | | | | | |
| STEAM OR HOT WATER | 1 352 | 288 | 377 | 427 | 551 | 1 588 | 1 031 | 1 317 | 831 | 4 473 | 762 | 327 | 1 401 |
| WARM AIR FURNACE | 4 339 | 1 945 | 3 470 | 3 730 | 3 958 | 2 925 | 2 787 | 3 027 | 3 153 | 4 185 | 3 361 | 3 661 | 4 596 |
| FLOOR, WALL, OR PIPELESS FURNACE | 171 | 596 | 341 | 128 | 266 | 188 | 26 | 242 | 212 | 86 | 354 | 162 | 132 |
| BUILT-IN ELECTRIC UNITS | 4 | 4 | ... | 19 | 8 | 16 | 32 | 37 | ... | 15 | 28 | 8 | ... |
| OTHER MEANS WITH FLUE | 762 | 799 | 1 501 | 389 | 710 | 893 | 141 | 1 172 | 1 052 | 270 | 864 | 242 | 393 |
| OTHER MEANS WITHOUT FLUE | 46 | 8 | 32 | 16 | 79 | 68 | ... | 48 | 6 | 7 | 24 | 4 | 38 |
| NONE | 8 | 4 | ... | ... | 23 | 9 | ... | 16 | ... | ... | 8 | ... | 3 |
| SOURCE OF WATER | | | | | | | | | | | | | |
| PUBLIC SYSTEM OR PRIVATE COMPANY | 6 657 | 3 583 | 5 689 | 4 646 | 5 515 | 5 657 | 3 983 | 5 666 | 5 141 | 5 036 | 3 888 | 4 404 | 6 519 |
| INDIVIDUAL WELL | 16 | 56 | 20 | 57 | 55 | 20 | 34 | 127 | 94 | ... | 1 418 | ... | 39 |
| OTHER | 9 | 5 | 16 | 6 | 25 | 10 | ... | 66 | 19 | ... | 103 | ... | 5 |
| SEWAGE DISPOSAL | | | | | | | | | | | | | |
| PUBLIC SEWER | 6 582 | 3 595 | 5 657 | 4 445 | 5 410 | 5 648 | 3 906 | 5 098 | 4 845 | 5 006 | 838 | 4 389 | 6 467 |
| SEPTIC TANK OR CESSPOOL | 69 | 31 | 54 | 247 | 130 | 25 | 100 | 527 | 380 | 30 | 4 385 | 15 | 81 |
| OTHER OR NONE | 31 | 18 | 14 | 17 | 55 | 14 | 11 | 234 | 29 | ... | 186 | ... | 15 |

Table 25.—TENURE, VACANCY STATUS, CONDITION AND PLUMBING FACILITIES, AND STRUCTURAL CHARACTERISTICS, FOR PLACES OF 2,500 TO 10,000 INHABITANTS: 1960

[Some data based on sample; median not shown where base is insufficient; see text. "U" denotes an unincorporated place. Plus (+) after number indicates median above that number]

Tenure by Color,
Vacancy Status
Condition and
Plumbing
Water Supply
Toilet Facilities

Bathing Facilities
Bathrooms
Source of Water
Sewage Disposal
Rooms
Units in Structure

| SUBJECT | ALBONAC | ALLEGAN | ALMA | AUSTIN LAKE (U) | BAD AXE | BELDING | BENTON HEIGHTS (U) | BESSEMER | BEVERLY HILLS | BIG RAPIDS | BLISS-FIELD |
|--|---------|---------|-------|-----------------|---------|---------|--------------------|----------|---------------|------------|-------------|
| ALL HOUSING UNITS. | 1 272 | 1 617 | 2 666 | 1 116 | 1 003 | 1 614 | 1 699 | 1 128 | 2 457 | 2 362 | 673 |
| TENURE, COLOR, AND VACANCY STATUS | | | | | | | | | | | |
| OWNER OCCUPIED | 801 | 1 101 | 1 831 | 820 | 723 | 1 181 | 809 | 835 | 2 357 | 1 305 | 678 |
| WHITE | 797 | 1 078 | 1 830 | 817 | 723 | 1 180 | 337 | 835 | 2 357 | 1 305 | 678 |
| NONWHITE | 4 | 23 | 1 | 3 | ... | 1 | 472 | ... | ... | ... | ... |
| RENTER OCCUPIED | 201 | 407 | 713 | 193 | 193 | 331 | 622 | 231 | 56 | 918 | 149 |
| WHITE | 200 | 396 | 710 | 193 | 193 | 331 | 185 | 231 | 56 | 912 | 149 |
| NONWHITE | 1 | 11 | 3 | ... | ... | ... | 437 | ... | ... | 6 | ... |
| AVAILABLE VACANT | 63 | 39 | 52 | 52 | 30 | 44 | 57 | 16 | 25 | 76 | 30 |
| FOR SALE ONLY | 23 | 15 | 15 | 32 | 2 | 11 | 10 | 8 | 1 | 28 | 9 |
| FOR RENT | 40 | 24 | 37 | 20 | 28 | 33 | 47 | 8 | 1 | 48 | 21 |
| OTHER VACANT | 207 | 70 | 70 | 51 | 57 | 58 | 211 | 46 | 19 | 63 | 16 |
| CONDITION AND PLUMBING | | | | | | | | | | | |
| ALL UNITS. | 1 272 | 1 617 | 2 666 | 1 116 | 1 003 | 1 614 | 1 699 | 1 128 | 2 457 | 2 362 | 673 |
| SOUND. | 1 133 | 1 256 | 2 184 | 1 053 | 753 | 1 321 | 952 | 970 | 2 445 | 1 975 | 666 |
| WITH ALL PLUMBING FACILITIES | 1 040 | 1 201 | 2 055 | 1 009 | 707 | 1 224 | 743 | 886 | 2 441 | 1 856 | 656 |
| LACKING ONLY HOT WATER | 28 | 11 | 15 | 9 | 7 | 16 | 92 | 15 | 2 | 21 | 1 |
| LACKING OTHER PLUMBING FACILITIES | 65 | 44 | 114 | 35 | 39 | 81 | 117 | 69 | 2 | 98 | 9 |
| DETERIORATING. | 101 | 273 | 381 | 57 | 187 | 216 | 378 | 118 | 12 | 340 | 196 |
| WITH ALL PLUMBING FACILITIES | 62 | 207 | 282 | 36 | 153 | 126 | 217 | 56 | 12 | 218 | 182 |
| LACKING ONLY HOT WATER | 16 | 15 | 13 | 8 | 13 | 13 | 51 | 7 | ... | 7 | 3 |
| LACKING OTHER PLUMBING FACILITIES | 23 | 51 | 86 | 13 | 21 | 77 | 110 | 55 | ... | 115 | 11 |
| DILAPIDATED. | 38 | 88 | 101 | 6 | 63 | 77 | 369 | 40 | ... | 47 | 11 |
| RENTER OCCUPIED. | 201 | 407 | 713 | 193 | 193 | 331 | 622 | 231 | 56 | 918 | 149 |
| SOUND. | 172 | 277 | 531 | 188 | 136 | 235 | 240 | 187 | 53 | 708 | 109 |
| WITH ALL PLUMBING FACILITIES | 149 | 251 | 474 | 180 | 110 | 203 | 160 | 169 | 53 | 658 | 108 |
| LACKING SOME OR ALL FACILITIES | 23 | 26 | 57 | 8 | 26 | 32 | 80 | 18 | ... | 50 | 1 |
| DETERIORATING. | 20 | 101 | 153 | 5 | 47 | 78 | 156 | 35 | 3 | 194 | 36 |
| WITH ALL PLUMBING FACILITIES | 17 | 74 | 118 | 3 | 37 | 35 | 91 | 18 | 3 | 120 | 35 |
| LACKING SOME OR ALL FACILITIES | 3 | 27 | 35 | 2 | 10 | 43 | 65 | 17 | ... | 74 | 1 |
| DILAPIDATED. | 9 | 29 | 29 | ... | 10 | 18 | 226 | 9 | ... | 16 | 4 |
| ALL HOUSING UNITS. | 1 272 | 1 617 | 2 666 | 1 116 | 1 003 | 1 614 | 1 699 | 1 128 | 2 457 | 2 362 | 673 |
| WATER SUPPLY | | | | | | | | | | | |
| HOT AND COLD PIPED WATER INSIDE STRUCTURE. | 1 142 | 1 483 | 2 523 | 1 055 | 956 | 1 452 | 1 278 | 988 | 2 453 | 2 230 | 851 |
| ONLY COLD PIPED WATER INSIDE STRUCTURE | 104 | 124 | 112 | 55 | 45 | 144 | 331 | 131 | 4 | 97 | 17 |
| PIPED WATER OUTSIDE STRUCTURE. | ... | 3 | 3 | ... | 1 | 1 | 13 | ... | ... | 6 | ... |
| NO PIPED WATER | 26 | 7 | 28 | 6 | 1 | 17 | 77 | 9 | ... | 29 | 5 |
| TOILET FACILITIES | | | | | | | | | | | |
| FLUSH TOILET, EXCLUSIVE USE. | 1 204 | 1 523 | 2 518 | 1 100 | 969 | 1 480 | 1 436 | 1 083 | 2 455 | 2 169 | 857 |
| FLUSH TOILET, SHARED | 6 | 58 | 77 | ... | 26 | 76 | 110 | 6 | 2 | 128 | 3 |
| OTHER TOILET FACILITIES OR NONE. | 62 | 36 | 71 | 16 | 8 | 58 | 153 | 39 | ... | 65 | 13 |
| BATHING FACILITIES | | | | | | | | | | | |
| BATHTUB OR SHOWER, EXCLUSIVE USE | 1 157 | 1 465 | 2 429 | 1 065 | 932 | 1 413 | 1 357 | 972 | 2 457 | 2 121 | 846 |
| BATHTUB OR SHOWER, SHARED. | 5 | 45 | 79 | ... | 35 | 60 | 94 | 5 | ... | 128 | 3 |
| NO BATHTUB OR SHOWER | 110 | 107 | 158 | 51 | 36 | 141 | 248 | 151 | ... | 113 | 24 |
| BATHROOMS | | | | | | | | | | | |
| 1. | 959 | 1 181 | 1 962 | 920 | 683 | 1 125 | 1 088 | 884 | 667 | 1 634 | 655 |
| MORE THAN 1. | 188 | 237 | 474 | 119 | 221 | 229 | 76 | 78 | 1 785 | 420 | 167 |
| SHARED OR NONE | 125 | 199 | 230 | 77 | 99 | 260 | 535 | 166 | 5 | 308 | 51 |
| SOURCE OF WATER | | | | | | | | | | | |
| PUBLIC SYSTEM OR PRIVATE COMPANY | 1 215 | 1 560 | 2 522 | 43 | 1 003 | 1 572 | 454 | 1 106 | 1 995 | 2 048 | 868 |
| INDIVIDUAL WELL. | 41 | 46 | 139 | 1 058 | ... | 37 | 1 224 | 22 | 457 | 276 | ... |
| OTHER. | 16 | 11 | 5 | 15 | ... | 5 | 21 | ... | 5 | 38 | 5 |
| SEWAGE DISPOSAL | | | | | | | | | | | |
| PUBLIC SEWER | 611 | 1 343 | 2 304 | 34 | 843 | 1 251 | 1 343 | 1 032 | 1 620 | 2 160 | 672 |
| SEPTIC TANK OR CESSPOOL. | 590 | 222 | 314 | 1 050 | 155 | 331 | 277 | 76 | 837 | 115 | 185 |
| OTHER OR NONE. | 111 | 52 | 48 | 32 | 3 | 32 | 79 | 20 | ... | 87 | 16 |
| ROOMS | | | | | | | | | | | |
| 1 ROOM | 29 | 22 | 55 | 5 | 15 | 12 | 163 | 4 | 1 | 74 | 1 |
| 2 ROOMS. | 19 | 48 | 61 | 17 | 15 | 50 | 117 | 12 | 2 | 258 | 3 |
| 3 ROOMS. | 115 | 112 | 221 | 83 | 55 | 132 | 207 | 63 | 4 | 313 | 32 |
| 4 ROOMS. | 223 | 208 | 387 | 309 | 143 | 201 | 466 | 160 | 44 | 303 | 70 |
| 5 ROOMS. | 341 | 268 | 575 | 373 | 230 | 325 | 426 | 315 | 555 | 379 | 185 |
| 6 ROOMS. | 266 | 367 | 668 | 219 | 217 | 375 | 195 | 274 | 1 015 | 364 | 217 |
| 7 ROOMS. | 151 | 313 | 419 | 72 | 196 | 301 | 75 | 173 | 527 | 341 | 189 |
| 8 ROOMS OR MORE. | 128 | 279 | 280 | 38 | 132 | 218 | 50 | 127 | 309 | 330 | 176 |
| MEDIAN | | | | | | | | | | | |
| ALL UNITS. | 5.2 | 5.9 | 5.6 | 4.9 | 5.7 | 5.7 | 4.3 | 5.5 | 6.1 | 5.1 | 6.2 |
| OWNER OCCUPIED | 5.5 | 6.1 | 6.0 | 4.9 | 6.2 | 6.0 | 4.9 | 5.7 | 6.1 | 6.2 | 6.4 |
| RENTER OCCUPIED. | 4.9 | 4.8 | 4.5 | ... | ... | 4.3 | 3.9 | 4.9 | ... | 3.3 | ... |
| UNITS IN STRUCTURE | | | | | | | | | | | |
| 1; INCL. TRAILER | 1 144 | 1 492 | 2 245 | 1 073 | 827 | 1 425 | 1 322 | 974 | 2 457 | 1 533 | 851 |
| 2. | 60 | 59 | 234 | 30 | 125 | 96 | 179 | 64 | ... | 328 | 22 |
| 3 AND 4. | 42 | 27 | 114 | 9 | 31 | 53 | 127 | 70 | ... | 195 | ... |
| 5 OR MORE. | 26 | 39 | 73 | 4 | 20 | 40 | 71 | 20 | ... | 306 | ... |

Table 25.—TENURE, VACANCY STATUS, CONDITION AND PLUMBING FACILITIES, AND STRUCTURAL CHARACTERISTICS, FOR PLACES OF 2,500 TO 10,000 INHABITANTS: 1960—Con.

[Some data based on sample; median not shown where base is insufficient; see text. "U" denotes an unincorporated place. Plus (+) after number indicates median above that number]

Tenure by Color,
Vacancy Status
Condition and
Plumbing
Water Supply
Toilet Facilities

Bathing Facilities
Bathrooms
Source of Water
Sewage Disposal
Rooms
Units in Structure

| SUBJECT | BOYNE CITY | BROWNLEE PARK (U) | BUCHANAN | CARO | CHARLE-VOIX | CHARLOTTE | CHEBOYGAN | CHELSEA | CHESANING | COLD-WATER | CORUNNA |
|---|------------|-------------------|----------|-------|-------------|-----------|-----------|---------|-----------|------------|---------|
| ALL HOUSING UNITS | 1 064 | 1 090 | 1 706 | 1 290 | 1 315 | 2 583 | 1 903 | 1 062 | 838 | 3 172 | 847 |
| TENURE, COLOR, AND VACANCY STATUS | | | | | | | | | | | |
| OWNER OCCUPIED | 687 | 868 | 1 216 | 825 | 676 | 1 735 | 1 246 | 686 | 611 | 2 039 | 643 |
| WHITE | 683 | 865 | 1 150 | 824 | 661 | 1 732 | 1 243 | 683 | 611 | 2 037 | 643 |
| NONWHITE | 4 | 3 | 66 | 1 | 15 | 3 | 3 | 3 | ... | 2 | ... |
| RENTER OCCUPIED | 169 | 172 | 398 | 365 | 214 | 663 | 379 | 279 | 166 | 866 | 154 |
| WHITE | 169 | 171 | 366 | 365 | 201 | 660 | 378 | 279 | 165 | 861 | 154 |
| NONWHITE | ... | 1 | 32 | ... | 13 | 3 | 1 | ... | 1 | 5 | ... |
| AVAILABLE VACANT | 41 | 20 | 46 | 23 | 63 | 106 | 78 | 63 | 40 | 141 | 33 |
| FOR SALE ONLY | 19 | 7 | 7 | 9 | 30 | 40 | 28 | 41 | 12 | 42 | 5 |
| FOR RENT | 22 | 13 | 39 | 14 | 33 | 66 | 50 | 22 | 28 | 99 | 28 |
| OTHER VACANT | 167 | 30 | 46 | 77 | 362 | 79 | 200 | 34 | 21 | 126 | 17 |
| CONDITION AND PLUMBING | | | | | | | | | | | |
| ALL UNITS | 1 064 | 1 090 | 1 706 | 1 290 | 1 315 | 2 583 | 1 903 | 1 062 | 838 | 3 172 | 847 |
| SOUND | 692 | 848 | 1 463 | 976 | 1 053 | 2 307 | 1 324 | 926 | 650 | 2 399 | 671 |
| WITH ALL PLUMBING FACILITIES | 630 | 761 | 1 381 | 920 | 1 027 | 2 142 | 1 220 | 902 | 616 | 2 260 | 632 |
| LACKING ONLY HOT WATER | 12 | 18 | 13 | 5 | 5 | 25 | 19 | 2 | 10 | 17 | 4 |
| LACKING OTHER PLUMBING FACILITIES | 50 | 69 | 69 | 51 | 21 | 140 | 85 | 22 | 24 | 122 | 35 |
| DETERIORATING | 235 | 158 | 146 | 267 | 216 | 236 | 438 | 101 | 175 | 624 | 148 |
| WITH ALL PLUMBING FACILITIES | 165 | 93 | 87 | 221 | 166 | 144 | 282 | 87 | 139 | 437 | 99 |
| LACKING ONLY HOT WATER | 11 | 11 | 8 | ... | 12 | 10 | 30 | 2 | 6 | 22 | 13 |
| LACKING OTHER PLUMBING FACILITIES | 58 | 54 | 51 | 46 | 38 | 82 | 126 | 12 | 30 | 165 | 36 |
| DILAPIDATED | 137 | 84 | 97 | 47 | 46 | 40 | 141 | 35 | 13 | 149 | 28 |
| RENTER OCCUPIED | 169 | 172 | 398 | 365 | 214 | 663 | 379 | 279 | 166 | 866 | 154 |
| SOUND | 85 | 110 | 304 | 259 | 154 | 566 | 257 | 230 | 106 | 586 | 113 |
| WITH ALL PLUMBING FACILITIES | 80 | 91 | 266 | 228 | 150 | 482 | 241 | 217 | 95 | 531 | 98 |
| LACKING SOME OR ALL FACILITIES | 5 | 19 | 38 | 31 | 4 | 84 | 16 | 13 | 11 | 55 | 15 |
| DETERIORATING | 59 | 34 | 57 | 90 | 48 | 91 | 97 | 34 | 59 | 230 | 34 |
| WITH ALL PLUMBING FACILITIES | 48 | 19 | 33 | 70 | 36 | 45 | 64 | 31 | 50 | 154 | 22 |
| LACKING SOME OR ALL FACILITIES | 11 | 15 | 24 | 20 | 12 | 46 | 33 | 3 | 9 | 76 | 12 |
| DILAPIDATED | 25 | 28 | 37 | 16 | 12 | 6 | 25 | 15 | 1 | 50 | 7 |
| ALL HOUSING UNITS | 1 064 | 1 090 | 1 706 | 1 290 | 1 315 | 2 583 | 1 903 | 1 062 | 838 | 3 172 | 847 |
| WATER SUPPLY | | | | | | | | | | | |
| HOT AND COLD PIPED WATER INSIDE STRUCTURE | 882 | 909 | 1 603 | 1 231 | 1 225 | 2 442 | 1 595 | 1 038 | 789 | 2 931 | 763 |
| ONLY COLD PIPED WATER INSIDE STRUCTURE | 141 | 142 | 94 | 39 | 64 | 118 | 190 | 20 | 48 | 185 | 78 |
| PIPED WATER OUTSIDE STRUCTURE | 7 | 5 | 2 | 3 | ... | 6 | 18 | ... | 1 | 2 | 2 |
| NO PIPED WATER | 34 | 34 | 7 | 17 | 26 | 17 | 100 | 4 | ... | 54 | 4 |
| TOILET FACILITIES | | | | | | | | | | | |
| FLUSH TOILET, EXCLUSIVE USE | 952 | 962 | 1 605 | 1 224 | 1 265 | 2 424 | 1 699 | 1 033 | 808 | 2 918 | 812 |
| FLUSH TOILET, SHARED | 4 | 7 | 76 | 38 | 8 | 108 | 15 | 20 | 17 | 151 | 14 |
| OTHER TOILET FACILITIES OR NONE | 108 | 121 | 25 | 28 | 42 | 51 | 189 | 9 | 13 | 103 | 21 |
| BATHING FACILITIES | | | | | | | | | | | |
| BATHTUB OR SHOWER, EXCLUSIVE USE | 865 | 909 | 1 542 | 1 176 | 1 227 | 2 339 | 1 595 | 1 021 | 779 | 2 820 | 764 |
| BATHTUB OR SHOWER, SHARED | 3 | 6 | 73 | 31 | 11 | 109 | 16 | 25 | 17 | 157 | 13 |
| NO BATHTUB OR SHOWER | 196 | 175 | 91 | 83 | 77 | 135 | 292 | 16 | 42 | 195 | 70 |
| BATHROOMS | | | | | | | | | | | |
| 1 | 677 | 848 | 1 241 | 953 | 734 | 1 864 | 1 304 | 766 | 662 | 2 315 | 615 |
| MORE THAN 1 | 115 | 20 | 318 | 243 | 456 | 425 | 278 | 230 | 121 | 467 | 140 |
| SHARED OR NONE | 272 | 222 | 147 | 94 | 125 | 294 | 321 | 66 | 55 | 390 | 92 |
| SOURCE OF WATER | | | | | | | | | | | |
| PUBLIC SYSTEM OR PRIVATE COMPANY | 879 | 424 | 1 676 | 1 263 | 1 270 | 2 535 | 1 582 | 1 047 | 791 | 2 950 | 653 |
| INDIVIDUAL WELL | 154 | 628 | 24 | 9 | 10 | 42 | 243 | 15 | 47 | 222 | 194 |
| OTHER | 31 | 38 | 6 | 18 | 35 | 6 | 78 | ... | ... | ... | ... |
| SEWAGE DISPOSAL | | | | | | | | | | | |
| PUBLIC SEWER | 766 | 96 | 1 521 | 1 259 | 1 165 | 2 335 | 1 283 | 1 032 | 776 | 2 697 | 791 |
| SEPTIC TANK OR CESSPOOL | 218 | 900 | 172 | ... | 105 | 211 | 439 | 20 | 48 | 412 | 46 |
| OTHER OR NONE | 80 | 94 | 13 | 31 | 45 | 37 | 181 | 10 | 14 | 63 | 10 |
| ROOMS | | | | | | | | | | | |
| 1 ROOM | 9 | 8 | 52 | 19 | 42 | 52 | 33 | 2 | 9 | 105 | 4 |
| 2 ROOMS | 41 | 29 | 59 | 34 | 41 | 82 | 43 | 23 | 14 | 80 | 25 |
| 3 ROOMS | 80 | 203 | 132 | 117 | 112 | 263 | 161 | 96 | 62 | 276 | 80 |
| 4 ROOMS | 154 | 398 | 297 | 233 | 179 | 366 | 267 | 131 | 128 | 353 | 127 |
| 5 ROOMS | 216 | 240 | 444 | 307 | 172 | 474 | 392 | 265 | 205 | 628 | 196 |
| 6 ROOMS | 278 | 136 | 352 | 263 | 240 | 528 | 428 | 195 | 173 | 636 | 189 |
| 7 ROOMS | 155 | 52 | 196 | 178 | 153 | 291 | 435 | 165 | 137 | 576 | 130 |
| 8 ROOMS OR MORE | 131 | 24 | 174 | 139 | 376 | 383 | 288 | 185 | 110 | 518 | 96 |
| MEDIAN: | | | | | | | | | | | |
| ALL UNITS | 5.6 | 4.3 | 5.2 | 5.3 | 6.0 | 5.6 | 5.6 | 5.6 | 5.5 | 5.7 | 5.5 |
| OWNER OCCUPIED | 5.9 | 4.3 | 5.7 | 5.8 | 6.0 | 6.1 | 6.1 | 6.2 | 6.0 | 6.2 | 5.8 |
| RENTER OCCUPIED | ... | ... | 4.1 | 4.6 | 4.2 | 4.2 | 4.8 | 4.5 | ... | 4.5 | ... |
| UNITS IN STRUCTURE | | | | | | | | | | | |
| 1, INCL. TRAILER | 1 034 | 1 085 | 1 473 | 1 191 | 1 186 | 1 972 | 1 712 | 816 | 707 | 2 452 | 837 |
| 2 | 15 | 5 | 132 | 66 | 70 | 316 | 100 | 167 | 86 | 418 | 10 |
| 3 AND 4 | 5 | ... | 54 | 26 | 34 | 199 | 78 | 69 | 45 | 193 | ... |
| 5 OR MORE | 10 | ... | 47 | 7 | 25 | 96 | 13 | 10 | ... | 109 | ... |

Table 25.—TENURE, VACANCY STATUS, CONDITION AND PLUMBING FACILITIES, AND STRUCTURAL CHARACTERISTICS, FOR PLACES OF 2,500 TO 10,000 INHABITANTS: 1960—CON.

[Some data based on sample; median not shown where base is insufficient; see text. "U" denotes an unincorporated place. Plus (+) after number indicates median above that number]

Tenure by Color, Vacancy Status, Condition and Plumbing, Water Supply, Toilet Facilities
 Bathing Facilities, Bathrooms, Source of Water, Sewage Disposal, Rooms, Units in Structure

| SUBJECT | DAVISON | DOWAGIAC | DURAND | EATON RAPIDS | ESSEX-VILLE | FAIR PLAIN (U) | FARM-INGTON | FENTON | FERRYS-BURG (U) | FLAT ROCK | FLUSHING |
|--|---------|----------|--------|--------------|-------------|----------------|-------------|--------|-----------------|-----------|----------|
| ALL HOUSING UNITS. | 1 099 | 2 260 | 1 149 | 1 455 | 1 324 | 2 426 | 1 872 | 1 840 | 897 | 1 242 | 1 122 |
| TENURE: COLOR: AND VACANCY STATUS | | | | | | | | | | | |
| OWNER OCCUPIED | 880 | 1 580 | 803 | 968 | 1 120 | 2 088 | 1 605 | 1 364 | 628 | 939 | 856 |
| WHITE | 880 | 1 431 | 802 | 968 | 1 120 | 2 084 | 1 604 | 1 364 | 628 | 939 | 856 |
| NONWHITE | ... | 149 | 1 | ... | ... | 4 | 1 | ... | ... | ... | ... |
| RENTER OCCUPIED | 162 | 540 | 232 | 307 | 171 | 260 | 175 | 359 | 114 | 249 | 177 |
| WHITE | 162 | 471 | 232 | 306 | 171 | 257 | 175 | 359 | 114 | 249 | 177 |
| NONWHITE | ... | 69 | ... | 1 | ... | 3 | ... | ... | ... | ... | ... |
| AVAILABLE VACANT | 39 | 73 | 69 | 34 | 17 | 42 | 63 | 64 | 15 | 35 | 63 |
| FOR SALE ONLY | 23 | 40 | 18 | 7 | 12 | 28 | 50 | 31 | 9 | 11 | 33 |
| FOR RENT | 16 | 33 | 51 | 27 | 5 | 14 | 13 | 33 | 6 | 24 | 30 |
| OTHER VACANT | 18 | 67 | 45 | 146 | 16 | 36 | 29 | 53 | 140 | 19 | 26 |
| CONDITION AND PLUMBING | | | | | | | | | | | |
| ALL UNITS. | 1 099 | 2 260 | 1 149 | 1 455 | 1 324 | 2 426 | 1 872 | 1 840 | 897 | 1 242 | 1 122 |
| SOUND. | 1 020 | 1 873 | 840 | 1 042 | 1 241 | 2 284 | 1 799 | 1 496 | 804 | 1 086 | 1 038 |
| WITH ALL PLUMBING FACILITIES | 1 000 | 1 754 | 802 | 992 | 1 211 | 2 266 | 1 797 | 1 477 | 761 | 1 064 | 1 011 |
| LACKING ONLY HOT WATER | 4 | 29 | 6 | 8 | 5 | 12 | 1 | 4 | 15 | 1 | 5 |
| LACKING OTHER PLUMBING FACILITIES | 16 | 90 | 32 | 42 | 25 | 6 | 1 | 15 | 28 | 21 | 22 |
| DETERIORATING | 73 | 277 | 279 | 112 | 67 | 112 | 66 | 265 | 79 | 103 | 66 |
| WITH ALL PLUMBING FACILITIES | 63 | 173 | 209 | 161 | 60 | 99 | 61 | 227 | 54 | 80 | 52 |
| LACKING ONLY HOT WATER | 5 | 20 | 13 | 12 | 3 | 4 | ... | 7 | 6 | ... | 4 |
| LACKING OTHER PLUMBING FACILITIES | 5 | 84 | 57 | 80 | 4 | 9 | 5 | 31 | 19 | 23 | 10 |
| DILAPIDATED. | 6 | 110 | 30 | 160 | 16 | 30 | 7 | 79 | 14 | 53 | 18 |
| RENTER OCCUPIED. | 162 | 540 | 232 | 307 | 171 | 260 | 175 | 359 | 114 | 249 | 177 |
| SOUND. | 134 | 406 | 136 | 199 | 149 | 207 | 134 | 232 | 83 | 154 | 157 |
| WITH ALL PLUMBING FACILITIES | 127 | 369 | 127 | 188 | 131 | 204 | 134 | 226 | 80 | 137 | 143 |
| LACKING SOME OR ALL FACILITIES | 7 | 37 | 9 | 11 | 18 | 3 | ... | 6 | 3 | 17 | 14 |
| DETERIORATING | 26 | 97 | 87 | 71 | 18 | 41 | 36 | 95 | 28 | 58 | 14 |
| WITH ALL PLUMBING FACILITIES | 23 | 55 | 67 | 54 | 16 | 39 | 34 | 79 | 23 | 41 | 10 |
| LACKING SOME OR ALL FACILITIES | 3 | 42 | 20 | 17 | 2 | 2 | 2 | 16 | 5 | 17 | 4 |
| DILAPIDATED. | 2 | 37 | 9 | 37 | 4 | 12 | 5 | 32 | 3 | 37 | 6 |
| ALL HOUSING UNITS. | 1 099 | 2 260 | 1 149 | 1 455 | 1 324 | 2 426 | 1 872 | 1 840 | 897 | 1 242 | 1 122 |
| WATER SUPPLY | | | | | | | | | | | |
| HOT AND COLD PIPED WATER INSIDE STRUCTURE. | 1 077 | 2 009 | 1 082 | 1 285 | 1 306 | 2 389 | 1 868 | 1 778 | 833 | 1 237 | 1 094 |
| ONLY COLD PIPED WATER INSIDE STRUCTURE | 18 | 163 | 57 | 119 | 17 | 30 | 4 | 50 | 54 | 3 | 25 |
| PIPED WATER OUTSIDE STRUCTURE. | 1 | 4 | ... | 16 | ... | ... | ... | 1 | 1 | 1 | ... |
| NO PIPED WATER | 3 | 84 | 10 | 35 | 1 | 7 | ... | 11 | 9 | 1 | 3 |
| TOILET FACILITIES | | | | | | | | | | | |
| FLUSH TOILET, EXCLUSIVE USE. | 1 082 | 2 118 | 1 108 | 1 346 | 1 308 | 2 412 | 1 869 | 1 811 | 881 | 1 195 | 1 096 |
| FLUSH TOILET, SHARED | 12 | 23 | 24 | 29 | 15 | 3 | 3 | 12 | ... | 45 | 13 |
| OTHER TOILET FACILITIES OR NONE. | 5 | 119 | 17 | 80 | 1 | 11 | ... | 17 | 16 | 2 | 13 |
| BATHING FACILITIES | | | | | | | | | | | |
| BATHTUB OR SHOWER, EXCLUSIVE USE | 1 080 | 2 012 | 1 044 | 1 259 | 1 294 | 2 400 | 1 867 | 1 770 | 844 | 1 193 | 1 086 |
| BATHTUB OR SHOWER, SHARED. | 6 | 19 | 31 | 25 | 18 | 2 | 2 | 11 | ... | 45 | 19 |
| NO BATHTUB OR SHOWER | 13 | 229 | 74 | 171 | 12 | 24 | 3 | 59 | 53 | 4 | 17 |
| BATHROOMS | | | | | | | | | | | |
| 1. | 821 | 1 619 | 830 | 934 | 849 | 1 769 | 1 059 | 1 391 | 709 | 1 047 | 786 |
| MORE THAN 1. | 268 | 312 | 195 | 258 | 423 | 626 | 813 | 388 | 118 | 138 | 285 |
| SHARED OR NONE | 10 | 329 | 124 | 263 | 52 | 31 | ... | 61 | 70 | 57 | 51 |
| SOURCE OF WATER | | | | | | | | | | | |
| PUBLIC SYSTEM OR PRIVATE COMPANY | 1 023 | 2 126 | 1 129 | 1 364 | 1 324 | 71 | 1 866 | 1 779 | 65 | 1 236 | 1 017 |
| INDIVIDUAL WELL. | 76 | 101 | 15 | 75 | ... | 2 350 | 6 | 56 | 812 | 6 | 105 |
| OTHER. | ... | 33 | 5 | 16 | ... | 5 | ... | 5 | 20 | ... | ... |
| SEWAGE DISPOSAL | | | | | | | | | | | |
| PUBLIC SEWER | 1 059 | 1 999 | 1 114 | 1 357 | 1 324 | 1 150 | 1 720 | 1 605 | 15 | 1 185 | 706 |
| SEPTIC TANK OR CESSPOOL. | 35 | 125 | 31 | 74 | ... | 1 256 | 152 | 220 | 854 | 57 | 401 |
| OTHER OR NONE. | 5 | 136 | 4 | 24 | ... | 20 | ... | 15 | 28 | ... | 15 |
| ROOMS | | | | | | | | | | | |
| 1 ROOM | 8 | 7 | 17 | 8 | 11 | 5 | 6 | 17 | 5 | 29 | 1 |
| 2 ROOMS. | 12 | 59 | 17 | 37 | 4 | 18 | 11 | 30 | 20 | 16 | 23 |
| 3 ROOMS. | 49 | 179 | 95 | 140 | 64 | 100 | 36 | 111 | 46 | 78 | 62 |
| 4 ROOMS. | 128 | 335 | 157 | 215 | 189 | 563 | 143 | 286 | 202 | 125 | 95 |
| 5 ROOMS. | 405 | 428 | 262 | 320 | 443 | 891 | 838 | 532 | 426 | 650 | 335 |
| 6 ROOMS. | 305 | 572 | 259 | 331 | 369 | 509 | 481 | 442 | 187 | 209 | 321 |
| 7 ROOMS. | 113 | 392 | 185 | 225 | 163 | 196 | 230 | 216 | 84 | 87 | 180 |
| 8 ROOMS OR MORE. | 79 | 288 | 157 | 179 | 81 | 144 | 127 | 206 | 60 | 50 | 105 |
| MEDIAN: | 5.4 | 5.7 | 5.6 | 5.5 | 5.4 | 5.1 | 5.4 | 5.4 | 5.1 | 5.1 | 5.6 |
| OWNER OCCUPIED. | 5.6 | 6.0 | 5.9 | 5.9 | 5.4 | 5.2 | 5.5 | 5.6 | 5.2 | 5.3 | 5.9 |
| RENTER OCCUPIED. | ... | 4.5 | 4.3 | 4.4 | ... | 4.1 | ... | 4.4 | ... | 4.5 | ... |
| UNITS IN STRUCTURE | | | | | | | | | | | |
| 1: INCL. TRAILER | 1 025 | 2 049 | 902 | 1 332 | 1 238 | 2 366 | 1 814 | 1 610 | 875 | 1 125 | 1 051 |
| 2. | 38 | 132 | 168 | 82 | 49 | 15 | 17 | 158 | 10 | 43 | 52 |
| 3 AND 4. | 36 | 56 | 61 | 36 | 12 | 32 | 41 | 57 | 12 | 34 | 19 |
| 5 OR MORE. | ... | 23 | 18 | 5 | 25 | 13 | ... | 15 | ... | 40 | ... |

Table 25.—TENURE, VACANCY STATUS, CONDITION AND PLUMBING FACILITIES, AND STRUCTURAL CHARACTERISTICS, FOR PLACES OF 2,500 TO 10,000 INHABITANTS: 1960—CON.

[Some data based on sample; median not shown where base is insufficient; see text. "U" denotes an unincorporated place. Plus (+) after number indicates median above that number]

Tenure by Color,
Vacancy Status
Condition and
Plumbing
Water Supply
Toilet Facilities

Bathing Facilities
Bathrooms
Source of Water
Sewage Disposal
Rooms
Units in Structure

| SUBJECT | FRASER | FREMONT | GAYLORD | GLADSTONE | GRAND LEDGE | GRANDVILLE | GREENVILLE | GROSSE POINTE | HANCOCK | HASTINGS | HILLSDALE | HOLLY |
|--|--------|---------|---------|-----------|-------------|------------|------------|---------------|---------|----------|-----------|-------|
| ALL HOUSING UNITS. | 2 041 | 1 134 | 804 | 1 612 | 1 610 | 2 259 | 2 574 | 2 294 | 1 695 | 2 267 | 2 505 | 1 083 |
| TENURE, COLOR, AND VACANCY STATUS | | | | | | | | | | | | |
| OWNER OCCUPIED | 1 662 | 782 | 578 | 1 186 | 1 198 | 1 994 | 1 741 | 1 520 | 1 051 | 1 584 | 1 604 | 744 |
| WHITE | 1 662 | 782 | 578 | 1 185 | 1 198 | 1 992 | 1 739 | 1 520 | 1 051 | 1 584 | 1 604 | 743 |
| NONWHITE | ... | ... | ... | 1 | ... | 2 | 2 | ... | ... | ... | ... | 1 |
| RENTER OCCUPIED. | 158 | 309 | 179 | 345 | 285 | 205 | 641 | 697 | 547 | 550 | 794 | 224 |
| WHITE | 158 | 309 | 178 | 339 | 284 | 205 | 638 | 697 | 546 | 550 | 793 | 224 |
| NONWHITE | ... | ... | 1 | 6 | 1 | ... | 3 | ... | 1 | ... | 1 | ... |
| AVAILABLE VACANT | 180 | 14 | 8 | 33 | 71 | 36 | 63 | 38 | 39 | 73 | 49 | 60 |
| FOR SALE ONLY. | 137 | 2 | 3 | 8 | 29 | 19 | 25 | 11 | 15 | 28 | 20 | 24 |
| FOR RENT | 43 | 12 | 5 | 25 | 42 | 17 | 38 | 27 | 24 | 45 | 29 | 36 |
| OTHER VACANT | 41 | 29 | 39 | 48 | 56 | 24 | 129 | 39 | 58 | 60 | 58 | 55 |
| CONDITION AND PLUMBING | | | | | | | | | | | | |
| ALL UNITS. | 2 041 | 1 134 | 804 | 1 612 | 1 610 | 2 259 | 2 574 | 2 294 | 1 695 | 2 267 | 2 505 | 1 083 |
| SOUND. | 1 922 | 938 | 696 | 1 389 | 1 300 | 2 043 | 1 873 | 2 270 | 1 584 | 1 832 | 1 896 | 844 |
| WITH ALL PLUMBING FACILITIES | 1 909 | 894 | 667 | 1 232 | 1 253 | 2 012 | 1 767 | 2 269 | 1 341 | 1 742 | 1 779 | 796 |
| LACKING ONLY HOT WATER | 2 | 4 | 4 | 18 | 13 | 4 | 16 | 1 | 24 | 9 | 17 | 7 |
| LACKING OTHER PLUMBING FACILITIES. | 11 | 40 | 25 | 139 | 34 | 27 | 90 | ... | 219 | 81 | 100 | 41 |
| DETERIORATING. | 99 | 171 | 74 | 168 | 245 | 189 | 461 | 21 | 102 | 358 | 511 | 186 |
| WITH ALL PLUMBING FACILITIES | 87 | 127 | 52 | 91 | 205 | 167 | 357 | 21 | 48 | 252 | 432 | 145 |
| LACKING ONLY HOT WATER | 2 | 7 | 2 | 10 | 6 | 10 | 20 | ... | 8 | 13 | 19 | 10 |
| LACKING OTHER PLUMBING FACILITIES. | 10 | 37 | 20 | 67 | 34 | 12 | 84 | ... | 46 | 93 | 60 | 31 |
| DILAPIDATED. | 20 | 25 | 34 | 55 | 65 | 27 | 240 | 3 | 9 | 77 | 98 | 53 |
| RENTER OCCUPIED. | 158 | 309 | 179 | 345 | 285 | 205 | 641 | 697 | 547 | 550 | 794 | 224 |
| SOUND. | 121 | 222 | 153 | 262 | 183 | 157 | 362 | 686 | 498 | 370 | 541 | 144 |
| WITH ALL PLUMBING FACILITIES | 121 | 202 | 140 | 203 | 172 | 146 | 317 | 686 | 358 | 333 | 476 | 123 |
| LACKING SOME OR ALL FACILITIES | ... | 20 | 13 | 59 | 11 | 11 | 45 | ... | 140 | 37 | 65 | 21 |
| DETERIORATING. | 29 | 80 | 18 | 62 | 82 | 32 | 178 | 10 | 47 | 149 | 210 | 67 |
| WITH ALL PLUMBING FACILITIES | 24 | 57 | 13 | 34 | 69 | 32 | 136 | 10 | 16 | 102 | 175 | 55 |
| LACKING SOME OR ALL FACILITIES | 5 | 23 | 5 | 28 | 13 | 11 | 42 | ... | 31 | 47 | 35 | 12 |
| DILAPIDATED. | 8 | 7 | 8 | 21 | 20 | 5 | 101 | 1 | 2 | 31 | 43 | 13 |
| ALL HOUSING UNITS. | 2 041 | 1 134 | 804 | 1 612 | 1 610 | 2 259 | 2 574 | 2 294 | 1 695 | 2 267 | 2 505 | 1 083 |
| WATER SUPPLY | | | | | | | | | | | | |
| HOT AND COLD PIPED WATER INSIDE STRUCTURE. | 2 022 | 1 083 | 744 | 1 431 | 1 540 | 2 221 | 2 340 | 2 293 | 1 538 | 2 122 | 2 378 | 995 |
| ONLY COLD PIPED WATER INSIDE STRUCTURE | 14 | 48 | 47 | 153 | 68 | 36 | 196 | 1 | 154 | 126 | 123 | 65 |
| PIPED WATER OUTSIDE STRUCTURE. | 1 | ... | 3 | 7 | ... | ... | 2 | ... | ... | ... | ... | 4 |
| NO PIPED WATER | 4 | 3 | 10 | 21 | 2 | 2 | 36 | ... | 3 | 19 | 4 | 19 |
| TOILET FACILITIES | | | | | | | | | | | | |
| FLUSH TOILET, EXCLUSIVE USE. | 2 022 | 1 100 | 758 | 1 505 | 1 576 | 2 241 | 2 398 | 2 294 | 1 591 | 2 167 | 2 383 | 1 013 |
| FLUSH TOILET, SHARED | 9 | 25 | 10 | 45 | 22 | 13 | 104 | ... | 92 | 64 | 106 | 27 |
| OTHER TOILET FACILITIES OR NONE. | 10 | 9 | 36 | 62 | 12 | 5 | 72 | ... | 12 | 36 | 16 | 43 |
| BATHING FACILITIES | | | | | | | | | | | | |
| BATHTUB OR SHOWER, EXCLUSIVE USE | 2 021 | 1 048 | 733 | 1 365 | 1 519 | 2 214 | 2 281 | 2 293 | 1 428 | 2 052 | 2 323 | 979 |
| BATHTUB OR SHOWER, SHARED. | 4 | 25 | 11 | 51 | 27 | 15 | 105 | ... | 92 | 87 | 113 | 28 |
| NO BATHTUB OR SHOWER | 16 | 61 | 60 | 196 | 64 | 30 | 188 | 1 | 175 | 128 | 69 | 76 |
| BATHROOMS | | | | | | | | | | | | |
| 1. | 1 299 | 802 | 550 | 1 179 | 1 143 | 1 759 | 1 852 | 757 | 1 211 | 1 581 | 1 786 | 831 |
| MORE THAN 1. | 722 | 253 | 144 | 165 | 360 | 441 | 399 | 1 537 | 186 | 436 | 522 | 139 |
| SHARED OR NONE | 20 | 79 | 110 | 268 | 107 | 59 | 323 | ... | 298 | 250 | 197 | 113 |
| SOURCE OF WATER | | | | | | | | | | | | |
| PUBLIC SYSTEM OR PRIVATE COMPANY | 1 670 | 1 064 | 785 | 1 470 | 1 563 | 1 529 | 2 445 | 2 294 | 1 680 | 2 203 | 2 443 | 949 |
| INDIVIDUAL WELL. | 366 | 65 | 19 | 122 | 41 | 725 | 114 | ... | 5 | 54 | 56 | 128 |
| OTHER. | 5 | 5 | ... | 20 | 6 | 5 | 15 | ... | 10 | 10 | 6 | 6 |
| SEWAGE DISPOSAL | | | | | | | | | | | | |
| PUBLIC SEWER | 1 064 | 1 031 | 745 | 1 379 | 1 464 | 797 | 2 251 | 2 294 | 1 631 | 2 153 | 2 223 | 824 |
| SEPTIC TANK OR CESSPOOL. | 968 | 96 | 54 | 188 | 130 | 1 457 | 284 | ... | 49 | 89 | 272 | 197 |
| OTHER OR NONE. | 9 | 7 | 5 | 45 | 16 | 5 | 39 | ... | 15 | 25 | 10 | 62 |
| ROOMS | | | | | | | | | | | | |
| 1 ROOM | 36 | 13 | 12 | 17 | 5 | 2 | 64 | 2 | 42 | 39 | 46 | 15 |
| 2 ROOMS. | 15 | 37 | 20 | 37 | 21 | 72 | 79 | 3 | 55 | 61 | 67 | 38 |
| 3 ROOMS. | 49 | 101 | 61 | 133 | 137 | 153 | 241 | 66 | 168 | 149 | 203 | 84 |
| 4 ROOMS. | 192 | 173 | 119 | 278 | 236 | 345 | 430 | 180 | 237 | 269 | 316 | 133 |
| 5 ROOMS. | 1 065 | 263 | 159 | 404 | 354 | 746 | 612 | 421 | 339 | 422 | 457 | 323 |
| 6 ROOMS. | 469 | 233 | 162 | 363 | 396 | 531 | 567 | 446 | 451 | 603 | 535 | 203 |
| 7 ROOMS. | 151 | 175 | 147 | 249 | 244 | 271 | 320 | 430 | 189 | 416 | 475 | 146 |
| 8 ROOMS OR MORE. | 64 | 139 | 124 | 131 | 217 | 139 | 261 | 746 | 214 | 308 | 406 | 141 |
| MEDIAN: | | | | | | | | | | | | |
| ALL UNITS. | 5.2 | 5.4 | 5.7 | 5.3 | 5.6 | 5.2 | 5.3 | 6.6 | 5.5 | 5.8 | 5.8 | 5.3 |
| OWNER OCCUPIED | 5.2 | 5.9 | 6.0 | 5.7 | 6.0 | 5.4 | 5.6 | 7.2 | 6.0 | 6.1 | 6.2 | 5.6 |
| RENTER OCCUPIED. | ... | 4.4 | ... | 4.8 | 4.7 | 4.2 | 4.0 | 5.2 | 4.1 | 4.6 | 4.4 | 4.5 |
| UNITS IN STRUCTURE | | | | | | | | | | | | |
| 1, INCL. TRAILER | 1 053 | 933 | 745 | 1 371 | 1 381 | 2 216 | 2 258 | 1 770 | 1 117 | 1 845 | 2 047 | 878 |
| 2. | 36 | 98 | 6 | 190 | 139 | 37 | 119 | 239 | 260 | 239 | 195 | 114 |
| 3 AND 4. | 10 | 55 | 42 | 28 | 77 | 6 | 77 | 100 | 202 | 137 | 182 | 58 |
| 5 OR MORE. | 42 | 48 | 11 | 23 | 13 | ... | 120 | 185 | 116 | 46 | 81 | 33 |

Table 25.—TENURE, VACANCY STATUS, CONDITION AND PLUMBING FACILITIES, AND STRUCTURAL CHARACTERISTICS, FOR PLACES OF 2,500 TO 10,000 INHABITANTS: 1960—Con.

Tenure by Color, Vacancy Status Condition and Plumbing Water Supply Toilet Facilities
 Bathing Facilities Bathrooms Source of Water Sewage Disposal Rooms Units in Structure

[Some data based on sample; median not shown where base is insufficient; see text. "U" denotes an unincorporated place. Plus (+) after number indicates median above that number]

| SUBJECT | HOLT (U) | HOUGHTON | HOWELL | HUDSON | HUDSON-VILLE | HUNT-INGTON WOODS | IONIA | IRON MOUNTAIN | IRON RIVER | ISHPE-MING | ITHACA | KEEGO HARBOR |
|---|----------|----------|--------|--------|--------------|-------------------|-------|---------------|------------|------------|--------|--------------|
| ALL HOUSING UNITS. | 1 397 | 1 113 | 1 654 | 856 | 677 | 2 381 | 2 222 | 3 225 | 1 350 | 2 949 | 866 | 981 |
| TENURE, COLOR, AND VACANCY STATUS | | | | | | | | | | | | |
| OWNER OCCUPIED | 1 157 | 681 | 1 109 | 611 | 578 | 2 297 | 1 425 | 2 251 | 831 | 1 884 | 610 | 637 |
| WHITE | 1 157 | 681 | 1 103 | 610 | 578 | 2 295 | 1 423 | 2 251 | 831 | 1 884 | 610 | 636 |
| NONWHITE | ... | ... | 6 | 1 | ... | 2 | 2 | ... | ... | ... | ... | 1 |
| RENTER OCCUPIED | 164 | 372 | 420 | 165 | 88 | 43 | 665 | 773 | 381 | 942 | 188 | 178 |
| WHITE | 164 | 371 | 418 | 165 | 88 | 41 | 663 | 773 | 379 | 940 | 188 | 178 |
| NONWHITE | ... | 1 | 2 | ... | ... | 2 | 2 | ... | 2 | 2 | ... | ... |
| AVAILABLE VACANT | 33 | 19 | 60 | 33 | 7 | 19 | 76 | 82 | 41 | 48 | 11 | 31 |
| FOR SALE ONLY | 15 | 6 | 18 | 13 | 5 | 17 | 26 | 27 | 11 | 11 | 4 | 7 |
| FOR RENT | 18 | 13 | 42 | 20 | 2 | 2 | 50 | 55 | 30 | 37 | 7 | 24 |
| OTHER VACANT | 43 | 41 | 65 | 47 | 4 | 22 | 56 | 119 | 97 | 75 | 57 | 135 |
| CONDITION AND PLUMBING | | | | | | | | | | | | |
| ALL UNITS. | 1 397 | 1 113 | 1 654 | 856 | 677 | 2 381 | 2 222 | 3 225 | 1 350 | 2 949 | 866 | 981 |
| SOUND | 1 257 | 944 | 1 310 | 746 | 642 | 2 374 | 1 777 | 2 616 | 1 011 | 2 458 | 694 | 607 |
| WITH ALL PLUMBING FACILITIES | 1 237 | 920 | 1 287 | 702 | 624 | 2 373 | 1 698 | 2 457 | 914 | 2 182 | 645 | 579 |
| LACKING ONLY HOT WATER | 2 | 1 | 5 | 19 | 7 | ... | 17 | 27 | 8 | 13 | 9 | 10 |
| LACKING OTHER PLUMBING FACILITIES | 18 | 23 | 18 | 25 | 11 | 1 | 62 | 132 | 89 | 263 | 40 | 18 |
| DETERIORATING | 116 | 138 | 279 | 89 | 29 | 6 | 375 | 520 | 268 | 383 | 166 | 290 |
| WITH ALL PLUMBING FACILITIES | 90 | 122 | 238 | 66 | 26 | 6 | 285 | 394 | 183 | 161 | 121 | 239 |
| LACKING ONLY HOT WATER | 2 | 2 | 7 | ... | ... | ... | 19 | 44 | 16 | 24 | 10 | 10 |
| LACKING OTHER PLUMBING FACILITIES | 24 | 14 | 39 | 16 | 3 | ... | 71 | 82 | 69 | 198 | 35 | 41 |
| DILAPIDATED | 24 | 31 | 65 | 21 | 6 | 1 | 70 | 89 | 71 | 108 | 6 | 84 |
| RENTER OCCUPIED | 164 | 372 | 420 | 165 | 88 | 43 | 665 | 773 | 381 | 942 | 188 | 178 |
| SOUND | 121 | 329 | 288 | 146 | 69 | 43 | 469 | 544 | 255 | 713 | 141 | 85 |
| WITH ALL PLUMBING FACILITIES | 116 | 310 | 280 | 138 | 65 | 43 | 439 | 466 | 210 | 569 | 127 | 80 |
| LACKING SOME OR ALL FACILITIES | 5 | 19 | 8 | 8 | 4 | ... | 30 | 78 | 45 | 144 | 14 | 5 |
| DETERIORATING | 32 | 34 | 116 | 16 | 14 | ... | 171 | 192 | 95 | 191 | 45 | 75 |
| WITH ALL PLUMBING FACILITIES | 21 | 30 | 98 | 14 | 13 | ... | 128 | 154 | 59 | 72 | 35 | 68 |
| LACKING SOME OR ALL FACILITIES | 11 | 4 | 18 | 2 | 1 | ... | 43 | 38 | 36 | 119 | 10 | 7 |
| DILAPIDATED | 11 | 9 | 16 | 3 | 5 | ... | 25 | 37 | 31 | 38 | 2 | 18 |
| WATER SUPPLY | | | | | | | | | | | | |
| ALL HOUSING UNITS. | 1 397 | 1 113 | 1 654 | 856 | 677 | 2 381 | 2 222 | 3 225 | 1 350 | 2 949 | 866 | 981 |
| HOT AND COLD PIPED WATER INSIDE STRUCTURE | 1 347 | 1 089 | 1 589 | 793 | 661 | 2 380 | 2 076 | 3 043 | 1 202 | 2 631 | 797 | 899 |
| ONLY COLD PIPED WATER INSIDE STRUCTURE | 23 | 23 | 44 | 60 | 15 | 1 | 119 | 178 | 139 | 315 | 57 | 71 |
| PIPED WATER OUTSIDE STRUCTURE | 1 | ... | 2 | ... | ... | ... | 6 | ... | 1 | ... | 5 | 2 |
| NO PIPED WATER | 26 | 1 | 19 | 3 | 1 | ... | 21 | 4 | 8 | 3 | 7 | 9 |
| TOILET FACILITIES | | | | | | | | | | | | |
| FLUSH TOILET, EXCLUSIVE USE | 1 343 | 1 094 | 1 605 | 830 | 675 | 2 380 | 2 112 | 3 103 | 1 284 | 2 809 | 819 | 955 |
| FLUSH TOILET, SHARED | 8 | 17 | 22 | 6 | ... | 1 | 40 | 100 | 41 | 96 | 20 | 7 |
| OTHER TOILET FACILITIES OR NONE | 46 | 2 | 27 | 20 | 2 | ... | 70 | 22 | 25 | 44 | 27 | 19 |
| BATHING FACILITIES | | | | | | | | | | | | |
| BATHTUB OR SHOWER, EXCLUSIVE USE | 1 337 | 1 072 | 1 572 | 803 | 661 | 2 381 | 2 050 | 2 970 | 1 146 | 2 406 | 788 | 901 |
| BATHTUB OR SHOWER, SHARED | 8 | 17 | 19 | 5 | ... | ... | 40 | 114 | 38 | 81 | 18 | 6 |
| NO BATHTUB OR SHOWER | 52 | 24 | 63 | 48 | 16 | ... | 132 | 141 | 166 | 462 | 60 | 74 |
| BATHROOMS | | | | | | | | | | | | |
| 1 | 1 213 | 941 | 1 286 | 613 | 548 | 593 | 1 632 | 2 386 | 851 | 2 098 | 602 | 827 |
| MORE THAN 1 | 130 | 143 | 269 | 158 | 99 | 1 788 | 415 | 491 | 257 | 282 | 144 | 56 |
| SHARED OR NONE | 54 | 29 | 99 | 85 | 30 | ... | 175 | 348 | 242 | 569 | 120 | 98 |
| SOURCE OF WATER | | | | | | | | | | | | |
| PUBLIC SYSTEM OR PRIVATE COMPANY | 5 | 1 113 | 1 490 | 852 | 411 | 2 381 | 2 144 | 3 209 | 1 350 | 2 939 | 848 | 20 |
| INDIVIDUAL WELL | 1 352 | ... | 164 | 4 | 266 | ... | 64 | 16 | ... | 10 | 9 | 943 |
| OTHER | 40 | ... | ... | ... | ... | ... | 14 | ... | ... | ... | 9 | 18 |
| SEWAGE DISPOSAL | | | | | | | | | | | | |
| PUBLIC SEWER | 25 | 1 113 | 1 427 | 832 | 29 | 2 381 | 2 025 | 3 155 | 1 279 | 2 687 | 650 | ... |
| SEPTIC TANK OR CESSPOOL | 1 313 | ... | 201 | 19 | 628 | ... | 148 | 65 | 66 | 238 | 173 | 972 |
| OTHER OR NONE | 59 | ... | 26 | 5 | 20 | ... | 49 | 5 | 5 | 24 | 43 | 9 |
| ROOMS | | | | | | | | | | | | |
| 1 ROOM | 4 | 19 | 12 | 4 | 1 | 2 | 28 | 70 | 46 | 43 | 3 | 2 |
| 2 ROOMS | 26 | 48 | 25 | 7 | ... | 1 | 45 | 60 | 36 | 43 | 19 | 31 |
| 3 ROOMS | 80 | 106 | 132 | 42 | 15 | ... | 155 | 229 | 105 | 200 | 58 | 81 |
| 4 ROOMS | 335 | 111 | 196 | 78 | 124 | 21 | 222 | 625 | 280 | 657 | 116 | 197 |
| 5 ROOMS | 497 | 172 | 343 | 113 | 243 | 384 | 472 | 625 | 280 | 657 | 116 | 352 |
| 6 ROOMS | 264 | 284 | 373 | 180 | 156 | 717 | 563 | 819 | 366 | 773 | 140 | 179 |
| 7 ROOMS | 129 | 184 | 292 | 198 | 80 | 657 | 400 | 431 | 162 | 313 | 152 | 75 |
| 8 ROOMS OR MORE | 62 | 189 | 281 | 234 | 58 | 599 | 337 | 324 | 133 | 253 | 183 | 64 |
| MEDIAN: | | | | | | | | | | | | |
| ALL UNITS | 5.0 | 5.9 | 5.8 | 6.5 | 5.3 | 6.6 | 5.8 | 5.3 | 5.1 | 5.2 | 6.0 | 5.0 |
| OWNER OCCUPIED | 5.2 | 6.5 | 6.1 | 6.6 | 5.5 | 6.6 | 6.2 | 5.7 | 5.8 | 5.7 | 6.4 | 5.2 |
| RENTER OCCUPIED | ... | 3.7 | 4.5 | ... | ... | ... | 5.2 | 4.3 | 4.6 | 4.5 | ... | ... |
| UNITS IN STRUCTURE | | | | | | | | | | | | |
| 1; INCL. TRAILER | 1 392 | 823 | 1 416 | 834 | 669 | 2 381 | 1 875 | 2 761 | 999 | 1 858 | 831 | 937 |
| 2 | 5 | 67 | 138 | ... | 8 | ... | 176 | 257 | 258 | 848 | 20 | 25 |
| 3 AND 4 | ... | 118 | 76 | 16 | ... | ... | 123 | 99 | 55 | 187 | 15 | 14 |
| 5 OR MORE | ... | 105 | 24 | 6 | ... | ... | 48 | 108 | 38 | 56 | ... | 5 |

Table 25.—TENURE, VACANCY STATUS, CONDITION AND PLUMBING FACILITIES, AND STRUCTURAL CHARACTERISTICS, FOR PLACES OF 2,500 TO 10,000 INHABITANTS: 1960—Con.

[Some data based on sample; median not shown where base is insufficient; see text. "U" denotes an unincorporated place. Plus (+) after number indicates median above that number]

Tenure by Color,
Vacancy Status
Condition and
Plumbing
Water Supply
Toilet Facilities

Bathing Facilities
Bathrooms
Source of Water
Sewage Disposal
Rooms
Units in Structure

| SUBJECT | KINGS-FORD | LAKE ORION | LAPEER | LATHRUP VILLAGE | LAURIUM | LEVEL PARK-OAK PARK (U) | LOWELL | LUDING-TON | MANISTEE | MANIS-TIQUE | MARINE CITY | MARSHALL |
|--|------------|------------|--------|-----------------|---------|-------------------------|--------|------------|----------|-------------|-------------|----------|
| ALL HOUSING UNITS. | 1 640 | 1 069 | 1 860 | 1 039 | 1 137 | 885 | 833 | 3 339 | 2 916 | 1 569 | 1 412 | 2 228 |
| TENURE, COLOR, AND VACANCY STATUS | | | | | | | | | | | | |
| OWNER OCCUPIED | 1 339 | 542 | 1 104 | 1 007 | 734 | 774 | 608 | 2 268 | 2 003 | 1 099 | 1 003 | 1 552 |
| WHITE. | 1 339 | 542 | 1 102 | 1 007 | 734 | 774 | 608 | 2 267 | 2 002 | 1 094 | 1 002 | 1 552 |
| NONWHITE. | ... | ... | 2 | ... | ... | ... | ... | 1 | 1 | 5 | 1 | ... |
| RENTER OCCUPIED. | 210 | 266 | 600 | 4 | 261 | 68 | 161 | 776 | 680 | 358 | 273 | 596 |
| WHITE. | 210 | 266 | 596 | 4 | 258 | 68 | 161 | 772 | 675 | 354 | 273 | 594 |
| NONWHITE. | ... | ... | 4 | ... | 3 | ... | ... | 4 | 5 | 4 | ... | 2 |
| AVAILABLE VACANT | 31 | 43 | 97 | 12 | 58 | 15 | 42 | 82 | 76 | 29 | 53 | 31 |
| FOR SALE ONLY. | 19 | 2 | 25 | 12 | 27 | 13 | 12 | 25 | 29 | 10 | 20 | 10 |
| FOR RENT. | 12 | 41 | 72 | ... | 31 | 2 | 30 | 57 | 47 | 19 | 33 | 21 |
| OTHER VACANT. | 60 | 218 | 59 | 16 | 84 | 28 | 22 | 213 | 157 | 83 | 83 | 49 |
| CONDITION AND PLUMBING | | | | | | | | | | | | |
| ALL UNITS. | 1 640 | 1 069 | 1 860 | 1 039 | 1 137 | 885 | 833 | 3 339 | 2 916 | 1 569 | 1 412 | 2 228 |
| SOUND. | 1 463 | 731 | 1 613 | 1 032 | 983 | 795 | 716 | 2 457 | 2 280 | 1 100 | 931 | 1 824 |
| WITH ALL PLUMBING FACILITIES. | 1 363 | 673 | 1 494 | 1 032 | 844 | 766 | 693 | 2 375 | 2 119 | 1 018 | 908 | 1 743 |
| LACKING ONLY HOT WATER. | 15 | 7 | 13 | ... | 21 | 12 | 6 | 27 | 51 | 7 | 7 | 9 |
| LACKING OTHER PLUMBING FACILITIES. | 85 | 51 | 106 | ... | 118 | 17 | 17 | 55 | 110 | 75 | 16 | 72 |
| DETERIORATING. | 143 | 280 | 199 | 7 | 135 | 82 | 93 | 646 | 533 | 354 | 412 | 280 |
| WITH ALL PLUMBING FACILITIES. | 69 | 225 | 134 | 7 | 75 | 62 | 69 | 524 | 420 | 258 | 376 | 207 |
| LACKING ONLY HOT WATER. | 17 | 11 | 10 | ... | 15 | 8 | 8 | 47 | 34 | 12 | 13 | 14 |
| LACKING OTHER PLUMBING FACILITIES. | 57 | 44 | 55 | ... | 45 | 12 | 16 | 75 | 79 | 84 | 23 | 59 |
| DILAPIDATED. | 34 | 58 | 48 | ... | 19 | 8 | 24 | 236 | 103 | 115 | 69 | 124 |
| RENTER OCCUPIED. | 210 | 266 | 600 | 4 | 261 | 68 | 161 | 776 | 680 | 358 | 273 | 596 |
| SOUND. | 157 | 153 | 510 | 4 | 214 | 49 | 118 | 462 | 471 | 192 | 146 | 439 |
| WITH ALL PLUMBING FACILITIES. | 133 | 142 | 440 | 4 | 177 | 46 | 114 | 433 | 405 | 156 | 141 | 400 |
| LACKING SOME OR ALL FACILITIES. | 24 | 11 | 70 | ... | 37 | 3 | 4 | 29 | 66 | 36 | 5 | 39 |
| DETERIORATING. | 47 | 94 | 80 | ... | 44 | 19 | 33 | 232 | 176 | 123 | 102 | 111 |
| WITH ALL PLUMBING FACILITIES. | 21 | 88 | 54 | ... | 17 | 16 | 27 | 187 | 135 | 91 | 93 | 77 |
| LACKING SOME OR ALL FACILITIES. | 26 | 6 | 26 | ... | 27 | 3 | 6 | 45 | 41 | 32 | 9 | 34 |
| DILAPIDATED. | 6 | 19 | 10 | ... | 3 | ... | 10 | 82 | 33 | 43 | 25 | 46 |
| ALL HOUSING UNITS. | 1 640 | 1 069 | 1 860 | 1 039 | 1 137 | 885 | 833 | 3 339 | 2 916 | 1 569 | 1 412 | 2 228 |
| WATER SUPPLY | | | | | | | | | | | | |
| HOT AND COLD PIPED WATER INSIDE STRUCTURE. | 1 499 | 964 | 1 742 | 1 039 | 992 | 840 | 797 | 3 113 | 2 691 | 1 385 | 1 348 | 2 109 |
| ONLY COLD PIPED WATER INSIDE STRUCTURE. | 126 | 93 | 102 | ... | 142 | 42 | 34 | 218 | 220 | 130 | 63 | 97 |
| PIPED WATER OUTSIDE STRUCTURE. | 1 | ... | 2 | ... | ... | 1 | ... | 1 | 1 | ... | ... | 6 |
| NO PIPED WATER. | 14 | 12 | 14 | ... | 3 | 2 | 2 | 7 | 4 | 54 | 1 | 16 |
| TOILET FACILITIES | | | | | | | | | | | | |
| FLUSH TOILET, EXCLUSIVE USE. | 1 584 | 1 028 | 1 765 | 1 039 | 1 097 | 874 | 816 | 3 277 | 2 850 | 1 405 | 1 399 | 2 109 |
| FLUSH TOILET, SHARED. | 25 | 17 | 70 | ... | 34 | ... | 10 | 45 | 50 | 51 | 9 | 64 |
| OTHER TOILET FACILITIES OR NONE. | 31 | 24 | 25 | ... | 6 | 11 | 7 | 17 | 16 | 113 | 4 | 55 |
| BATHING FACILITIES | | | | | | | | | | | | |
| BATHTUB OR SHOWER, EXCLUSIVE USE. | 1 472 | 945 | 1 665 | 1 039 | 968 | 852 | 793 | 3 140 | 2 698 | 1 331 | 1 356 | 2 045 |
| BATHTUB OR SHOWER, SHARED. | 21 | 19 | 74 | ... | 28 | ... | 7 | 43 | 71 | 57 | 10 | 65 |
| NO BATHTUB OR SHOWER. | 147 | 105 | 121 | ... | 141 | 33 | 33 | 156 | 147 | 181 | 46 | 118 |
| BATHROOMS | | | | | | | | | | | | |
| 1. | 1 200 | 722 | 1 309 | 124 | 835 | 743 | 633 | 2 469 | 2 115 | 1 133 | 1 057 | 1 559 |
| MORE THAN 1. | 225 | 190 | 345 | 915 | 163 | 86 | 154 | 560 | 483 | 180 | 251 | 438 |
| SHARED OR NONE. | 215 | 157 | 206 | ... | 139 | 56 | 46 | 310 | 318 | 256 | 104 | 231 |
| SOURCE OF WATER | | | | | | | | | | | | |
| PUBLIC SYSTEM OR PRIVATE COMPANY. | 1 635 | 998 | 1 768 | 1 039 | 1 137 | 10 | 695 | 3 265 | 2 880 | 1 468 | 1 401 | 2 082 |
| INDIVIDUAL WELL. | ... | 71 | 87 | ... | ... | 875 | 138 | 59 | 36 | 58 | 5 | 140 |
| OTHER. | 5 | ... | 5 | ... | ... | ... | ... | 15 | ... | 43 | 6 | 6 |
| SEWAGE DISPOSAL | | | | | | | | | | | | |
| PUBLIC SEWER. | 1 593 | 198 | 1 721 | 805 | 1 137 | 10 | 648 | 3 238 | 2 884 | 1 334 | 1 391 | 2 039 |
| SEPTIC TANK OR CESSPOOL. | 38 | 871 | 124 | 229 | ... | 864 | 165 | 92 | 16 | 159 | 15 | 153 |
| OTHER OR NONE. | 9 | ... | 15 | 5 | ... | 11 | 20 | 9 | 16 | 76 | 6 | 36 |
| ROOMS | | | | | | | | | | | | |
| 1 ROOM. | 5 | 23 | 62 | ... | 24 | 2 | 5 | 18 | 47 | 35 | 12 | 28 |
| 2 ROOMS. | 21 | 32 | 84 | ... | 11 | ... | 12 | 71 | 35 | 54 | 28 | 55 |
| 3 ROOMS. | 100 | 108 | 200 | 1 | 43 | 17 | 54 | 283 | 128 | 101 | 96 | 167 |
| 4 ROOMS. | 423 | 184 | 309 | 10 | 126 | 245 | 103 | 488 | 340 | 203 | 195 | 252 |
| 5 ROOMS. | 507 | 216 | 406 | 131 | 194 | 331 | 179 | 836 | 697 | 345 | 314 | 457 |
| 6 ROOMS. | 361 | 244 | 353 | 341 | 353 | 206 | 185 | 714 | 626 | 373 | 324 | 523 |
| 7 ROOMS. | 141 | 140 | 244 | 323 | 168 | 58 | 164 | 477 | 505 | 269 | 252 | 385 |
| 8 ROOMS OR MORE. | 82 | 122 | 202 | 233 | 218 | 26 | 131 | 452 | 538 | 189 | 191 | 361 |
| MEDIAN: | | | | | | | | | | | | |
| ALL UNITS. | 5.0 | 5.4 | 5.2 | 6.6 | 6.0 | 5.0 | 5.8 | 5.5 | 5.8 | 5.6 | 5.7 | 5.8 |
| OWNER OCCUPIED. | 5.2 | 6.1 | 5.7 | 6.7 | 6.3 | 5.1 | 6.0 | 5.9 | 6.4 | 5.9 | 6.0 | 6.0 |
| RENTER OCCUPIED. | 4.3 | 4.3 | 3.9 | ... | 4.7 | ... | ... | 4.5 | 4.7 | 4.5 | 4.7 | 4.6 |
| UNITS IN STRUCTURE | | | | | | | | | | | | |
| 1, INCL. TRAILER. | 1 526 | 903 | 1 429 | 1 039 | 827 | 885 | 807 | 2 975 | 2 381 | 1 353 | 1 264 | 1 783 |
| 2. | 53 | 82 | 172 | ... | 220 | ... | 6 | 160 | 361 | 143 | 92 | 284 |
| 3 AND 4. | 52 | 48 | 115 | ... | 60 | ... | 20 | 158 | 91 | 24 | 36 | 122 |
| 5 OR MORE. | 9 | 36 | 144 | ... | 30 | ... | ... | 46 | 83 | 49 | 20 | 39 |

Table 25.—TENURE, VACANCY STATUS, CONDITION AND PLUMBING FACILITIES, AND STRUCTURAL CHARACTERISTICS, FOR PLACES OF 2,500 TO 10,000 INHABITANTS: 1960—Con.

[Some data based on sample; median not shown where base is insufficient; see text. "U" denotes an unincorporated place. Plus (+) after number indicates median above that number]

Tenure by Color,
Vacancy Status
Condition and
Plumbing
Water Supply
Toilet Facilities

Bathing Facilities
Bathrooms
Source of Water
Sewage Disposal
Rooms
Units in Structure

| SUBJECT | MARYS- VILLE | MASON | MICHIGAN CENTER (U) | MILAN | MILFORD | MOUNT MORRIS | MUNISING | NEGAUNEE | NEW BALTI- MORE | NEWBERRY | NORTH MUSKEGON | NORTH- VILLE |
|--|-----------------|-------|---------------------------|-------|---------|-----------------|----------|----------|-----------------------|----------|-------------------|-----------------|
| ALL HOUSING UNITS. | 1 181 | 1 402 | 1 459 | 1 163 | 1 266 | 978 | 1 303 | 2 013 | 1 095 | 838 | 1 174 | 1 384 |
| TENURE, COLOR, AND VACANCY STATUS | | | | | | | | | | | | |
| OWNER OCCUPIED. | 1 008 | 1 018 | 1 239 | 784 | 960 | 755 | 777 | 1 168 | 688 | 575 | 1 027 | 925 |
| WHITE. | 1 008 | 1 015 | 1 238 | 779 | 960 | 755 | 774 | 1 168 | 688 | 574 | 1 027 | 925 |
| NONWHITE. | ... | 3 | 1 | 5 | ... | ... | 3 | ... | ... | 1 | ... | ... |
| RENTER OCCUPIED. | 92 | 293 | 144 | 318 | 201 | 165 | 418 | 774 | 218 | 180 | 102 | 341 |
| WHITE. | 92 | 291 | 144 | 310 | 201 | 162 | 412 | 772 | 217 | 174 | 102 | 340 |
| NONWHITE. | ... | 2 | ... | 8 | ... | 1 | 6 | 2 | 1 | 6 | ... | 1 |
| AVAILABLE VACANT. | 46 | 61 | 27 | 47 | 70 | 41 | 39 | 40 | 32 | 11 | 17 | 81 |
| FOR SALE ONLY. | 41 | 29 | 8 | 4 | 54 | 14 | 7 | 8 | 9 | 8 | 7 | 16 |
| FOR RENT. | 5 | 32 | 19 | 43 | 16 | 27 | 32 | 32 | 23 | 3 | 10 | 65 |
| OTHER VACANT. | 35 | 30 | 49 | 14 | 35 | 19 | 69 | 31 | 157 | 72 | 28 | 37 |
| CONDITION AND PLUMBING | | | | | | | | | | | | |
| ALL UNITS. | 1 181 | 1 402 | 1 459 | 1 163 | 1 266 | 978 | 1 303 | 2 013 | 1 095 | 838 | 1 174 | 1 384 |
| SOUND. | 1 113 | 1 185 | 1 277 | 900 | 975 | 838 | 876 | 1 765 | 848 | 496 | 1 014 | 1 197 |
| WITH ALL PLUMBING FACILITIES. | 1 101 | 1 138 | 1 163 | 857 | 971 | 804 | 834 | 1 429 | 825 | 483 | 1 009 | 1 146 |
| LACKING ONLY HOT WATER. | 1 | 13 | 25 | 2 | ... | 3 | 7 | 30 | 2 | 2 | 1 | ... |
| LACKING OTHER PLUMBING FACILITIES. | 11 | 34 | 89 | 41 | 31 | 35 | 306 | 21 | 11 | 4 | 51 | ... |
| DETERIORATING. | 61 | 169 | 144 | 241 | 222 | 131 | 374 | 223 | 192 | 184 | 119 | 148 |
| WITH ALL PLUMBING FACILITIES. | 50 | 123 | 86 | 218 | 212 | 107 | 259 | 82 | 166 | 159 | 112 | 135 |
| LACKING ONLY HOT WATER. | 3 | 4 | 6 | 3 | 6 | 13 | 14 | 12 | 5 | ... | 2 | ... |
| LACKING OTHER PLUMBING FACILITIES. | 8 | 42 | 56 | 17 | 7 | 18 | 102 | 127 | 14 | 20 | 7 | 11 |
| DILAPIDATED. | 7 | 46 | 38 | 22 | 69 | 9 | 53 | 25 | 55 | 158 | 41 | 39 |
| RENTER OCCUPIED. | 92 | 293 | 144 | 318 | 201 | 163 | 418 | 774 | 218 | 180 | 102 | 341 |
| SOUND. | 76 | 233 | 115 | 198 | 103 | 119 | 237 | 618 | 150 | 85 | 61 | 257 |
| WITH ALL PLUMBING FACILITIES. | 74 | 213 | 98 | 171 | 102 | 108 | 222 | 446 | 149 | 83 | 60 | 239 |
| LACKING SOME OR ALL FACILITIES. | 2 | 20 | 17 | 27 | 1 | 11 | 15 | 172 | 1 | 2 | 1 | 18 |
| DETERIORATING. | 14 | 49 | 20 | 107 | 72 | 40 | 164 | 142 | 61 | 46 | 25 | 58 |
| WITH ALL PLUMBING FACILITIES. | 13 | 36 | 10 | 91 | 70 | 34 | 109 | 47 | 59 | 31 | 22 | 52 |
| LACKING SOME OR ALL FACILITIES. | 1 | 13 | 10 | 16 | 2 | 6 | 55 | 95 | 2 | 15 | 3 | 6 |
| DILAPIDATED. | 2 | 11 | 9 | 13 | 26 | 4 | 17 | 14 | 7 | 49 | 16 | 26 |
| ALL HOUSING UNITS. | 1 181 | 1 402 | 1 459 | 1 163 | 1 266 | 978 | 1 303 | 2 013 | 1 095 | 838 | 1 174 | 1 384 |
| WATER SUPPLY | | | | | | | | | | | | |
| HOT AND COLD PIPED WATER INSIDE STRUCTURE. | 1 161 | 1 306 | 1 315 | 1 120 | 1 245 | 944 | 1 202 | 1 702 | 1 030 | 707 | 1 167 | 1 330 |
| ONLY COLD PIPED WATER INSIDE STRUCTURE. | 14 | 73 | 112 | 37 | 18 | 28 | 84 | 301 | 54 | 101 | 6 | 47 |
| PIPED WATER OUTSIDE STRUCTURE. | ... | 5 | ... | 1 | ... | ... | 4 | ... | ... | 7 | 1 | 1 |
| NO PIPED WATER. | 6 | 18 | 32 | 5 | 3 | 6 | 13 | 10 | 11 | 23 | ... | 6 |
| TOILET FACILITIES | | | | | | | | | | | | |
| FLUSH TOILET, EXCLUSIVE USE. | 1 170 | 1 339 | 1 366 | 1 122 | 1 252 | 949 | 1 204 | 1 926 | 1 055 | 785 | 1 164 | 1 320 |
| FLUSH TOILET, SHARED. | 1 | 21 | 29 | 8 | ... | 10 | 61 | 60 | 5 | ... | 8 | 57 |
| OTHER TOILET FACILITIES OR NONE. | 10 | 42 | 82 | 12 | 6 | 19 | 38 | 27 | 35 | 53 | 2 | 7 |
| BATHING FACILITIES | | | | | | | | | | | | |
| BATHTUB OR SHOWER, EXCLUSIVE USE. | 1 158 | 1 297 | 1 295 | 1 098 | 1 240 | 927 | 1 142 | 1 562 | 1 040 | 705 | 1 160 | 1 308 |
| BATHTUB OR SHOWER, SHARED. | 2 | 23 | 11 | 33 | 7 | 19 | 63 | 73 | ... | ... | 6 | 55 |
| NO BATHTUB OR SHOWER. | 21 | 82 | 153 | 32 | 19 | 32 | 98 | 378 | 55 | 133 | 8 | 21 |
| BATHROOMS | | | | | | | | | | | | |
| 1. | 894 | 1 031 | 1 131 | 873 | 788 | 841 | 916 | 1 253 | 853 | 540 | 622 | 829 |
| MORE THAN 1. | 273 | 249 | 118 | 222 | 442 | 86 | 222 | 288 | 175 | 154 | 527 | 452 |
| SHARED OR NONE. | 14 | 122 | 210 | 68 | 36 | 51 | 165 | 472 | 67 | 144 | 25 | 65 |
| SOURCE OF WATER | | | | | | | | | | | | |
| PUBLIC SYSTEM OR PRIVATE COMPANY. | 1 166 | 1 333 | 5 | 1 142 | 1 242 | 809 | 1 253 | 1 964 | 1 083 | 784 | 1 071 | 1 330 |
| INDIVIDUAL WELL. | 10 | 59 | 1 439 | 15 | 24 | 169 | 35 | 38 | ... | 17 | 98 | 16 |
| OTHER. | 5 | 10 | 15 | 6 | ... | ... | 15 | 11 | 12 | 37 | 5 | ... |
| SEWAGE DISPOSAL | | | | | | | | | | | | |
| PUBLIC SEWER. | 1 098 | 1 284 | ... | 1 132 | 1 078 | 137 | 1 221 | 1 921 | 90 | 756 | 1 119 | 1 326 |
| SEPTIC TANK OR CESSPOOL. | 69 | 82 | 1 378 | 25 | 188 | 817 | 62 | 60 | 967 | 27 | 50 | 20 |
| OTHER OR NONE. | 14 | 36 | 81 | 6 | ... | 24 | 20 | 32 | 38 | 55 | 5 | ... |
| ROOMS | | | | | | | | | | | | |
| 1 ROOM. | 3 | 16 | 8 | 38 | 9 | 2 | 65 | 33 | 11 | 14 | 2 | 58 |
| 2 ROOMS. | 5 | 40 | 20 | 21 | 8 | 19 | 39 | 23 | 32 | 43 | 7 | 52 |
| 3 ROOMS. | 24 | 129 | 130 | 70 | 67 | 75 | 143 | 178 | 96 | 58 | 34 | 174 |
| 4 ROOMS. | 221 | 208 | 366 | 195 | 95 | 186 | 249 | 378 | 217 | 144 | 152 | 122 |
| 5 ROOMS. | 431 | 360 | 501 | 335 | 503 | 293 | 243 | 494 | 259 | 195 | 348 | 336 |
| 6 ROOMS. | 322 | 301 | 255 | 256 | 237 | 232 | 271 | 467 | 258 | 168 | 303 | 300 |
| 7 ROOMS. | 116 | 192 | 130 | 154 | 229 | 118 | 174 | 246 | 123 | 120 | 162 | 195 |
| 8 ROOMS OR MORE. | 59 | 156 | 49 | 94 | 118 | 53 | 119 | 194 | 99 | 96 | 166 | 147 |
| MEDIAN | | | | | | | | | | | | |
| ALL UNITS. | 5.3 | 5.4 | 4.9 | 5.3 | 5.4 | 5.2 | 5.1 | 5.3 | 5.2 | 5.3 | 5.6 | 5.4 |
| OWNER OCCUPIED. | 5.4 | 5.6 | 5.0 | 5.4 | 5.7 | 5.2 | 5.8 | 5.7 | 5.6 | 6.0 | 5.8 | 5.9 |
| RENTER OCCUPIED. | ... | 4.5 | ... | 4.6 | 4.5 | ... | 3.9 | 4.8 | 4.4 | ... | ... | 3.5 |
| UNITS IN STRUCTURE | | | | | | | | | | | | |
| 1, INCL. TRAILER. | 1 181 | 1 199 | 1 422 | 1 031 | 987 | 897 | 943 | 1 376 | 1 033 | 822 | 1 134 | 1 141 |
| 2. | ... | 94 | 30 | 96 | 54 | 45 | 147 | 486 | 28 | 16 | 25 | 91 |
| 3 AND 4. | ... | 109 | 7 | 9 | 54 | 36 | 98 | 121 | 22 | ... | 15 | 88 |
| 5 OR MORE. | ... | ... | ... | 27 | 171 | ... | 115 | 30 | 12 | ... | ... | 26 |

Table 25.—TENURE, VACANCY STATUS, CONDITION AND PLUMBING FACILITIES, AND STRUCTURAL CHARACTERISTICS, FOR PLACES OF 2,500 TO 10,000 INHABITANTS: 1960—Con.

[Some data based on sample; median not shown where base is insufficient; see text. "U" denotes an unincorporated place. Plus (+) after number indicates median above that number]

Tenure by Color,
Vacancy Status
Condition and
Plumbing
Water Supply
Toilet Facilities

Bathing Facilities
Bathrooms
Source of Water
Sewage Disposal
Rooms
Units in Structure

| SUBJECT | NORWAY | NOVI | OTSEGO | PAW PAW | PAW PAW LAKE (U) | PETOSKEY | PLAINWELL | PLEASANT RIDGE | PLYMOUTH | PORTLAND | RICHMOND | RIVERVIEW |
|--|--------|-------|--------|---------|------------------|----------|-----------|----------------|----------|----------|----------|-----------|
| ALL HOUSING UNITS. | 1 107 | 1 940 | 1 354 | 1 028 | 1 747 | 2 158 | 993 | 1 210 | 2 881 | 1 027 | 821 | 1 772 |
| TENURE, COLOR, AND VACANCY STATUS | | | | | | | | | | | | |
| OWNER OCCUPIED. | 853 | 1 284 | 905 | 635 | 809 | 1 244 | 714 | 1 114 | 1 916 | 777 | 569 | 1 522 |
| WHITE. | 853 | 1 284 | 905 | 630 | 808 | 1 226 | 714 | 1 114 | 1 916 | 777 | 569 | 1 520 |
| NONWHITE. | ... | ... | ... | 5 | 1 | 18 | ... | ... | ... | ... | ... | 2 |
| RENTER OCCUPIED. | 168 | 384 | 353 | 316 | 221 | 643 | 208 | 71 | 807 | 177 | 201 | 196 |
| WHITE. | 168 | 378 | 353 | 316 | 220 | 623 | 208 | 71 | 807 | 177 | 201 | 196 |
| NONWHITE. | ... | 6 | ... | ... | 1 | 20 | ... | ... | ... | ... | ... | ... |
| AVAILABLE VACANT. | 13 | 83 | 40 | 34 | 47 | 88 | 21 | 12 | 112 | 35 | 35 | 36 |
| FOR SALE ONLY. | 3 | 39 | 13 | 13 | 19 | 30 | 3 | 9 | 52 | 9 | 11 | 24 |
| FOR RENT. | 10 | 44 | 27 | 21 | 28 | 58 | 18 | 3 | 60 | 26 | 24 | 12 |
| OTHER VACANT. | 73 | 189 | 56 | 43 | 670 | 183 | 50 | 13 | 46 | 38 | 16 | 18 |
| CONDITION AND PLUMBING | | | | | | | | | | | | |
| ALL UNITS. | 1 107 | 1 940 | 1 354 | 1 028 | 1 747 | 2 158 | 993 | 1 210 | 2 881 | 1 027 | 821 | 1 772 |
| SOUND. | 934 | 1 531 | 1 150 | 896 | 1 453 | 1 795 | 893 | 1 170 | 2 432 | 889 | 660 | 1 650 |
| WITH ALL PLUMBING FACILITIES. | 816 | 1 475 | 1 077 | 875 | 1 228 | 1 674 | 832 | 1 168 | 2 400 | 856 | 646 | 1 620 |
| LACKING ONLY HOT WATER. | 7 | 11 | 7 | 3 | 64 | 25 | 3 | ... | 5 | 3 | 4 | 1 |
| LACKING OTHER PLUMBING FACILITIES. | 111 | 45 | 66 | 18 | 161 | 96 | 58 | 2 | 27 | 30 | 10 | 29 |
| DETERIORATING. | 141 | 294 | 161 | 114 | 248 | 300 | 76 | 34 | 289 | 95 | 144 | 99 |
| WITH ALL PLUMBING FACILITIES. | 77 | 221 | 101 | 87 | 142 | 189 | 52 | 32 | 259 | 66 | 138 | 79 |
| LACKING ONLY HOT WATER. | 5 | 13 | 14 | 13 | 20 | 21 | 5 | ... | 5 | ... | 3 | 2 |
| LACKING OTHER PLUMBING FACILITIES. | 59 | 60 | 46 | 14 | 86 | 90 | 19 | 2 | 25 | 29 | 3 | 18 |
| DILAPIDATED. | 32 | 115 | 43 | 18 | 46 | 63 | 24 | 6 | 160 | 43 | 17 | 23 |
| RENTER OCCUPIED. | 168 | 384 | 353 | 316 | 221 | 643 | 208 | 71 | 807 | 177 | 201 | 196 |
| SOUND. | 115 | 253 | 273 | 258 | 159 | 537 | 170 | 63 | 573 | 142 | 136 | 149 |
| WITH ALL PLUMBING FACILITIES. | 87 | 237 | 246 | 250 | 145 | 485 | 144 | 63 | 554 | 136 | 132 | 147 |
| LACKING SOME OR ALL FACILITIES. | 28 | 16 | 27 | 8 | 14 | 52 | 26 | ... | 19 | 6 | 4 | 2 |
| DETERIORATING. | 43 | 99 | 65 | 52 | 49 | 85 | 32 | 8 | 143 | 28 | 57 | 36 |
| WITH ALL PLUMBING FACILITIES. | 27 | 83 | 42 | 42 | 36 | 49 | 20 | 7 | 125 | 17 | 56 | 26 |
| LACKING SOME OR ALL FACILITIES. | 16 | 16 | 23 | 10 | 13 | 36 | 12 | 1 | 18 | 11 | 1 | 10 |
| DILAPIDATED. | 10 | 32 | 15 | 6 | 13 | 21 | 6 | ... | 91 | 7 | 8 | 11 |
| ALL HOUSING UNITS. | 1 107 | 1 940 | 1 354 | 1 028 | 1 747 | 2 158 | 993 | 1 210 | 2 881 | 1 027 | 821 | 1 772 |
| WATER SUPPLY | | | | | | | | | | | | |
| HOT AND COLD PIPED WATER INSIDE STRUCTURE. | 982 | 1 793 | 1 259 | 985 | 1 457 | 2 007 | 958 | 1 209 | 2 861 | 985 | 806 | 1 718 |
| ONLY COLD PIPED WATER INSIDE STRUCTURE. | 115 | 89 | 89 | 39 | 234 | 126 | 26 | ... | 19 | 28 | 15 | 18 |
| PIPED WATER OUTSIDE STRUCTURE. | 2 | 16 | 2 | 3 | 13 | 6 | 3 | ... | ... | 1 | ... | ... |
| NO PIPED WATER. | 8 | 42 | 4 | 1 | 43 | 19 | 6 | 1 | 1 | 13 | ... | 36 |
| TOILET FACILITIES | | | | | | | | | | | | |
| FLUSH TOILET, EXCLUSIVE USE. | 1 021 | 1 843 | 1 310 | 1 011 | 1 628 | 2 007 | 931 | 1 206 | 2 801 | 988 | 816 | 1 724 |
| FLUSH TOILET, SHARED. | 11 | 21 | 34 | 8 | 43 | 97 | 50 | 3 | 79 | 3 | 5 | 4 |
| OTHER TOILET FACILITIES OR NONE. | 75 | 76 | 10 | 9 | 76 | 54 | 12 | 1 | 1 | 36 | ... | 44 |
| BATHING FACILITIES | | | | | | | | | | | | |
| BATHTUB OR SHOWER, EXCLUSIVE USE. | 920 | 1 799 | 1 217 | 983 | 1 479 | 1 930 | 902 | 1 206 | 2 781 | 941 | 805 | 1 723 |
| BATHTUB OR SHOWER, SHARED. | 13 | 18 | 36 | 9 | 71 | 111 | 48 | 3 | 86 | 13 | 3 | ... |
| NO BATHTUB OR SHOWER. | 174 | 123 | 101 | 36 | 197 | 117 | 43 | 1 | 14 | 73 | 13 | 49 |
| BATHROOMS | | | | | | | | | | | | |
| 1. | 793 | 1 156 | 973 | 772 | 1 236 | 1 472 | 688 | 568 | 2 024 | 767 | 680 | 1 519 |
| MORE THAN 1. | 121 | 572 | 204 | 190 | 161 | 406 | 215 | 638 | 727 | 194 | 122 | 193 |
| SHARED OR NONE. | 193 | 212 | 177 | 66 | 350 | 280 | 90 | 4 | 130 | 66 | 19 | 60 |
| SOURCE OF WATER | | | | | | | | | | | | |
| PUBLIC SYSTEM OR PRIVATE COMPANY. | 1 072 | 273 | 1 306 | 976 | 113 | 2 108 | 935 | 1 210 | 2 865 | 1 006 | 816 | 1 741 |
| INDIVIDUAL WELL. | 16 | 1 641 | 48 | 35 | 1 593 | 20 | 58 | ... | 16 | 16 | 5 | ... |
| OTHER. | 19 | 26 | ... | 17 | 41 | 30 | ... | ... | ... | 5 | ... | 31 |
| SEWAGE DISPOSAL | | | | | | | | | | | | |
| PUBLIC SEWER. | 801 | 15 | 1 284 | 894 | 6 | 1 853 | 905 | 1 210 | 2 850 | 798 | 742 | 1 673 |
| SEPTIC TANK OR CESSPOOL. | 286 | 1 868 | 51 | 119 | 1 671 | 261 | 83 | ... | 31 | 203 | 74 | 53 |
| OTHER OR NONE. | 20 | 57 | 19 | 15 | 70 | 44 | 5 | ... | ... | 26 | 5 | 46 |
| ROOMS | | | | | | | | | | | | |
| 1 ROOM. | 7 | 8 | 11 | 11 | 44 | 43 | 23 | 2 | 38 | 17 | 6 | 3 |
| 2 ROOMS. | 9 | 38 | 42 | 35 | 51 | 95 | 24 | 1 | 88 | 17 | 7 | 21 |
| 3 ROOMS. | 48 | 136 | 126 | 111 | 209 | 256 | 98 | 11 | 292 | 55 | 38 | 22 |
| 4 ROOMS. | 153 | 324 | 203 | 211 | 453 | 303 | 125 | 41 | 414 | 157 | 98 | 163 |
| 5 ROOMS. | 322 | 434 | 285 | 229 | 442 | 369 | 193 | 209 | 762 | 208 | 202 | 720 |
| 6 ROOMS. | 277 | 510 | 336 | 159 | 283 | 366 | 200 | 338 | 627 | 220 | 190 | 706 |
| 7 ROOMS. | 172 | 321 | 215 | 137 | 143 | 326 | 178 | 266 | 419 | 181 | 141 | 99 |
| 8 ROOMS OR MORE. | 119 | 169 | 136 | 135 | 122 | 400 | 152 | 342 | 241 | 172 | 139 | 38 |
| MEDIAN: | | | | | | | | | | | | |
| ALL UNITS. | 5.6 | 5.6 | 5.5 | 5.1 | 4.8 | 5.5 | 5.7 | 6.5 | 5.3 | 5.8 | 5.8 | 5.4 |
| OWNER OCCUPIED. | 5.7 | 5.9 | 5.8 | 6.0 | 5.2 | 6.3 | 6.2 | 6.6 | 5.8 | 6.1 | 6.1 | 5.4 |
| RENTER OCCUPIED. | ... | 4.4 | 4.5 | 4.3 | 3.5 | 4.1 | 4.1 | ... | 4.0 | ... | 5.2 | 4.9 |
| UNITS IN STRUCTURE | | | | | | | | | | | | |
| 1 INCL. TRAILER. | 993 | 1 841 | 1 056 | 774 | 1 631 | 1 715 | 783 | 1 173 | 2 222 | 926 | 759 | 1 731 |
| 2. | 90 | 67 | 179 | 107 | 64 | 186 | 117 | 33 | 324 | 60 | 42 | 12 |
| 3 AND 4. | 24 | 16 | 78 | 113 | 30 | 130 | 80 | ... | 214 | 28 | 20 | 14 |
| 5 OR MORE. | ... | 16 | 41 | 34 | 22 | 127 | 13 | 4 | 121 | 13 | ... | 15 |

State and Small Areas

Table 25.—TENURE, VACANCY STATUS, CONDITION AND PLUMBING FACILITIES, AND STRUCTURAL CHARACTERISTICS, FOR PLACES OF 2,500 TO 10,000 INHABITANTS: 1960—Con.

[Some data based on sample; median not shown where base is insufficient; see text. "U" denotes an unincorporated place. Plus (+) after number indicates median above that number]

Tenure by Color,
Vacancy Status
Condition and
Plumbing
Water Supply
Toilet Facilities

Bathing Facilities
Bathrooms
Source of Water
Sewage Disposal
Rooms
Units in Structure

| SUBJECT | ROCHESTER | ROGERS CITY | ROMED | ROOSEVELT PARK | ST CLAIR | ST IGNACE | ST JOHNS | ST LOUIS | SOUTH HAVEN | SOUTH MONROE (U) | SPARTA | SPRINGFIELD |
|---|-----------|-------------|-------|----------------|----------|-----------|----------|----------|-------------|------------------|--------|-------------|
| ALL HOUSING UNITS. | 1 796 | 1 313 | 1 046 | 712 | 1 531 | 1 228 | 1 826 | 1 195 | 3 044 | 850 | 872 | 1 359 |
| TENURE, COLOR, AND VACANCY STATUS | | | | | | | | | | | | |
| OWNER OCCUPIED | 1 244 | 981 | 677 | 653 | 1 074 | 643 | 1 351 | 804 | 1 317 | 646 | 675 | 1 040 |
| WHITE | 1 244 | 981 | 648 | 653 | 1 073 | 639 | 1 350 | 799 | 1 252 | 646 | 674 | 1 029 |
| NONWHITE | ... | ... | 29 | ... | 1 | 4 | 1 | 5 | 65 | ... | 1 | 11 |
| RENTER OCCUPIED | 465 | 269 | 295 | 36 | 306 | 278 | 362 | 306 | 679 | 180 | 155 | 251 |
| WHITE | 465 | 269 | 264 | 36 | 306 | 264 | 360 | 306 | 614 | 180 | 155 | 242 |
| NONWHITE | ... | ... | 31 | ... | ... | 14 | 2 | ... | 65 | ... | ... | 9 |
| AVAILABLE VACANT | 60 | 37 | 44 | 19 | 73 | 53 | 51 | 47 | 86 | 13 | 18 | 46 |
| FOR SALE ONLY | 29 | 12 | 7 | 14 | 17 | 17 | 22 | 16 | 17 | 2 | 11 | 21 |
| FOR RENT | 31 | 25 | 37 | 5 | 56 | 36 | 29 | 31 | 69 | 11 | 7 | 25 |
| OTHER VACANT | 27 | 26 | 30 | 4 | 78 | 254 | 62 | 38 | 962 | 11 | 24 | 22 |
| CONDITION AND PLUMBING | | | | | | | | | | | | |
| ALL UNITS | 1 796 | 1 313 | 1 046 | 712 | 1 531 | 1 228 | 1 826 | 1 195 | 3 044 | 850 | 872 | 1 359 |
| SOUND | 1 625 | 1 230 | 834 | 708 | 1 346 | 873 | 1 611 | 930 | 2 297 | 587 | 756 | 1 126 |
| WITH ALL PLUMBING FACILITIES | 1 588 | 1 169 | 793 | 686 | 1 320 | 823 | 1 537 | 896 | 2 018 | 577 | 711 | 1 099 |
| LACKING ONLY HOT WATER | 11 | 17 | 16 | 3 | 12 | 6 | 14 | 7 | 18 | 1 | 5 | 7 |
| LACKING OTHER PLUMBING FACILITIES | 26 | 44 | 25 | 19 | 14 | 44 | 60 | 27 | 261 | 9 | 40 | 20 |
| DETERIORATING | 146 | 59 | 177 | 2 | 158 | 299 | 182 | 202 | 625 | 168 | 108 | 99 |
| WITH ALL PLUMBING FACILITIES | 120 | 42 | 159 | 1 | 119 | 229 | 133 | 176 | 405 | 139 | 84 | 65 |
| LACKING ONLY HOT WATER | 14 | 5 | 15 | ... | 7 | 8 | 7 | 7 | 29 | 3 | 2 | 2 |
| LACKING OTHER PLUMBING FACILITIES | 14 | 12 | 35 | 2 | 32 | 62 | 42 | 19 | 191 | 26 | 22 | 32 |
| DILAPIDATED | 25 | 24 | 35 | 2 | 27 | 56 | 33 | 63 | 122 | 95 | 8 | 134 |
| RENTER OCCUPIED | 465 | 269 | 295 | 36 | 306 | 278 | 362 | 306 | 679 | 180 | 155 | 251 |
| SOUND | 363 | 240 | 199 | 36 | 256 | 180 | 319 | 219 | 463 | 76 | 121 | 130 |
| WITH ALL PLUMBING FACILITIES | 348 | 223 | 177 | 24 | 251 | 162 | 295 | 207 | 428 | 76 | 109 | 119 |
| LACKING SOME OR ALL FACILITIES | 15 | 17 | 22 | 12 | 5 | 18 | 24 | 12 | 35 | ... | 12 | 11 |
| DETERIORATING | 90 | 22 | 79 | ... | 42 | 77 | 38 | 65 | 167 | 60 | 32 | 24 |
| WITH ALL PLUMBING FACILITIES | 72 | 17 | 72 | ... | 27 | 60 | 29 | 60 | 137 | 51 | 22 | 14 |
| LACKING SOME OR ALL FACILITIES | 18 | 5 | 7 | ... | 15 | 17 | 9 | 5 | 30 | 9 | 10 | 10 |
| DILAPIDATED | 12 | 7 | 17 | ... | 8 | 21 | 5 | 22 | 49 | 44 | 2 | 97 |
| ALL HOUSING UNITS. | 1 796 | 1 313 | 1 046 | 712 | 1 531 | 1 228 | 1 826 | 1 195 | 3 044 | 850 | 872 | 1 359 |
| WATER SUPPLY | | | | | | | | | | | | |
| HOT AND COLD PIPED WATER INSIDE STRUCTURE | 1 756 | 1 246 | 981 | 705 | 1 479 | 1 112 | 1 739 | 1 121 | 2 846 | 777 | 834 | 1 292 |
| ONLY COLD PIPED WATER INSIDE STRUCTURE | 40 | 51 | 53 | 7 | 49 | 72 | 75 | 64 | 192 | 42 | 32 | 53 |
| PIPED WATER OUTSIDE STRUCTURE | ... | 1 | 7 | ... | ... | ... | 5 | 5 | ... | 3 | ... | 2 |
| NO PIPED WATER | ... | 15 | 5 | ... | 3 | 44 | 9 | 5 | 6 | 28 | 6 | 12 |
| TOILET FACILITIES | | | | | | | | | | | | |
| FLUSH TOILET, EXCLUSIVE USE | 1 768 | 1 269 | 1 024 | 694 | 1 514 | 1 142 | 1 784 | 1 158 | 2 611 | 787 | 851 | 1 295 |
| FLUSH TOILET, SHARED | 25 | 27 | 4 | 17 | 11 | 20 | 19 | 8 | 420 | 9 | 11 | 8 |
| OTHER TOILET FACILITIES OR NONE | 3 | 17 | 18 | 1 | 6 | 66 | 23 | 29 | 13 | 54 | 10 | 56 |
| BATHING FACILITIES | | | | | | | | | | | | |
| BATHTUB OR SHOWER, EXCLUSIVE USE | 1 752 | 1 240 | 986 | 692 | 1 473 | 1 095 | 1 709 | 1 121 | 2 576 | 773 | 807 | 1 283 |
| BATHTUB OR SHOWER, SHARED | 23 | 24 | 5 | 16 | 12 | 22 | 21 | 5 | 426 | 8 | 12 | 8 |
| NO BATHTUB OR SHOWER | 21 | 49 | 55 | 4 | 46 | 111 | 96 | 69 | 42 | 69 | 53 | 68 |
| BATHROOMS | | | | | | | | | | | | |
| 1 | 1 262 | 1 004 | 753 | 573 | 1 129 | 902 | 1 305 | 972 | 1 951 | 614 | 669 | 1 235 |
| MORE THAN 1 | 493 | 219 | 218 | 118 | 339 | 183 | 357 | 166 | 531 | 119 | 149 | 81 |
| SHARED OR NONE | 41 | 90 | 75 | 21 | 63 | 143 | 164 | 57 | 562 | 117 | 54 | 43 |
| SOURCE OF WATER | | | | | | | | | | | | |
| PUBLIC SYSTEM OR PRIVATE COMPANY | 1 796 | 1 231 | 1 033 | 653 | 1 521 | 1 151 | 1 753 | 1 179 | 3 025 | 554 | 822 | 695 |
| INDIVIDUAL WELL | ... | 77 | 7 | 59 | 10 | 41 | 73 | 16 | 14 | 293 | 50 | 620 |
| OTHER | ... | 5 | 6 | ... | ... | 36 | ... | ... | 5 | 3 | ... | 44 |
| SEWAGE DISPOSAL | | | | | | | | | | | | |
| PUBLIC SEWER | 1 739 | 1 258 | 996 | 680 | 1 417 | 927 | 1 694 | 1 127 | 3 000 | 135 | 794 | 274 |
| SEPTIC TANK OR CESSPOOL | 57 | 50 | 44 | 32 | 95 | 250 | 97 | 41 | 29 | 653 | 73 | 1 042 |
| OTHER OR NONE | ... | 5 | 6 | ... | 19 | 51 | 35 | 27 | 15 | 62 | 5 | 45 |
| ROOMS | | | | | | | | | | | | |
| 1 ROOM | 23 | 18 | 5 | 15 | 12 | 87 | 10 | 7 | 545 | 3 | 4 | 1 |
| 2 ROOMS | 44 | 21 | 17 | ... | 20 | 89 | 36 | 25 | 121 | 11 | 14 | 38 |
| 3 ROOMS | 125 | 82 | 86 | 1 | 109 | 144 | 151 | 123 | 263 | 61 | 51 | 167 |
| 4 ROOMS | 232 | 210 | 162 | 96 | 237 | 219 | 194 | 175 | 369 | 202 | 112 | 388 |
| 5 ROOMS | 556 | 341 | 220 | 362 | 326 | 227 | 364 | 248 | 536 | 258 | 235 | 420 |
| 6 ROOMS | 420 | 320 | 186 | 189 | 369 | 203 | 444 | 283 | 481 | 200 | 219 | 230 |
| 7 ROOMS | 250 | 185 | 173 | 37 | 276 | 103 | 351 | 184 | 339 | 89 | 128 | 73 |
| 8 ROOMS OR MORE | 146 | 136 | 197 | 12 | 182 | 156 | 276 | 150 | 390 | 26 | 109 | 42 |
| MEDIAN | | | | | | | | | | | | |
| ALL UNITS | 5.4 | 5.5 | 5.7 | 5.2 | 5.7 | 4.8 | 5.9 | 5.6 | 4.9 | 5.1 | 5.6 | 4.7 |
| OWNER OCCUPIED | 5.6 | 5.6 | 6.4 | 5.2 | 5.9 | 5.4 | 6.1 | 5.9 | 6.0 | 5.2 | 5.8 | 4.9 |
| RENTER OCCUPIED | 4.4 | 4.2 | 4.3 | ... | 4.8 | 4.0 | 4.3 | 4.7 | 3.9 | ... | ... | 3.5 |
| UNITS IN STRUCTURE | | | | | | | | | | | | |
| 1, INCL. TRAILER | 1 634 | 1 139 | 878 | 712 | 1 320 | 991 | 1 545 | 1 046 | 1 953 | 796 | 845 | 1 211 |
| 2 | 61 | 87 | 109 | ... | 113 | 134 | 167 | 81 | 278 | 32 | 5 | 37 |
| 3 AND 4 | 71 | 46 | 54 | ... | 49 | 59 | 81 | 48 | 252 | 22 | 22 | 102 |
| 5 OR MORE | 30 | 41 | 5 | ... | 49 | 44 | 33 | 20 | 561 | ... | ... | 9 |

Table 25.—TENURE, VACANCY STATUS, CONDITION AND PLUMBING FACILITIES, AND STRUCTURAL CHARACTERISTICS, FOR PLACES OF 2,500 TO 10,000 INHABITANTS: 1960—Con.

[Some data based on sample; median not shown where base is insufficient; see text. "U" denotes an unincorporated place. Plus (+) after number indicates median above that number]

Tenure by Color,
Vacancy Status
Condition and
Plumbing
Water Supply
Toilet Facilities

Bathing Facilities
Barhrooms
Source of Water
Sewage Disposal
Rooms
Units in Structure

| SUBJECT | SPRING-FIELD PLACE (U) | STURGIS | SWARTZ CREEK | TECUMSEH | THREE RIVERS | VASSAR | WAKE-FIELD | WALLED LAKE | WHITE-HALL | WHITE LAKE-SEVEN HARBORS (U) | WOLF LAKE (U) | ZEELAND |
|--|------------------------|---------|--------------|----------|--------------|--------|------------|-------------|------------|------------------------------|---------------|---------|
| ALL HOUSING UNITS. | 1 542 | 3 106 | 861 | 2 103 | 2 457 | 858 | 1 041 | 1 041 | 894 | 1 393 | 706 | 1 234 |
| TENURE, COLOR, AND VACANCY STATUS | | | | | | | | | | | | |
| OWNER OCCUPIED. | 1 374 | 2 127 | 701 | 1 590 | 1 759 | 592 | 783 | 713 | 631 | 652 | 548 | 935 |
| WHITE. | 1 372 | 2 121 | 701 | 1 589 | 1 702 | 584 | 782 | 713 | 627 | 652 | 544 | 935 |
| NONWHITE. | 2 | 6 | *** | 1 | 57 | 8 | 1 | *** | 4 | *** | 4 | *** |
| RENTER OCCUPIED. | 133 | 760 | 92 | 409 | 563 | 196 | 166 | 206 | 144 | 109 | 76 | 243 |
| WHITE. | 133 | 757 | 91 | 409 | 541 | 184 | 166 | 206 | 143 | 109 | 75 | 240 |
| NONWHITE. | *** | 3 | 1 | *** | 22 | 12 | *** | *** | 1 | *** | 1 | 3 |
| AVAILABLE VACANT. | 23 | 150 | 52 | 75 | 78 | 29 | 63 | 65 | 57 | 40 | 21 | 30 |
| FOR SALE ONLY. | 14 | 56 | 38 | 25 | 25 | 12 | 29 | 24 | 25 | 25 | 15 | 12 |
| FOR RENT. | 9 | 94 | 14 | 50 | 53 | 17 | 34 | 40 | 33 | 15 | 6 | 18 |
| OTHER VACANT. | 12 | 69 | 16 | 29 | 57 | 41 | 29 | 57 | 62 | 592 | 61 | 26 |
| CONDITION AND PLUMBING | | | | | | | | | | | | |
| ALL UNITS. | 1 542 | 3 106 | 861 | 2 103 | 2 457 | 858 | 1 041 | 1 041 | 894 | 1 393 | 706 | 1 234 |
| SOUND. | 1 519 | 2 630 | 805 | 1 897 | 2 004 | 541 | 836 | 873 | 754 | 1 138 | 573 | 1 183 |
| WITH ALL PLUMBING FACILITIES. | 1 512 | 2 557 | 779 | 1 862 | 1 889 | 514 | 749 | 848 | 744 | 967 | 476 | 1 109 |
| LACKING ONLY HOT WATER. | *** | 21 | 3 | 6 | 25 | 4 | 11 | 2 | 7 | 84 | 21 | 12 |
| LACKING OTHER PLUMBING FACILITIES. | 7 | 52 | 23 | 29 | 90 | 23 | 76 | 23 | 3 | 87 | 76 | 62 |
| DETERIORATING. | 22 | 400 | 46 | 159 | 382 | 240 | 181 | 134 | 131 | 210 | 89 | 43 |
| WITH ALL PLUMBING FACILITIES. | 20 | 340 | 38 | 134 | 298 | 215 | 74 | 119 | 115 | 149 | 63 | 30 |
| LACKING ONLY HOT WATER. | *** | 10 | 4 | 3 | 29 | 4 | 14 | 8 | 6 | 12 | 6 | 1 |
| LACKING OTHER PLUMBING FACILITIES. | 2 | 50 | 4 | 22 | 55 | 21 | 93 | 7 | 10 | 49 | 20 | 12 |
| DILAPIDATED. | 1 | 74 | 10 | 47 | 71 | 77 | 24 | 34 | 9 | 45 | 44 | 8 |
| RENTER OCCUPIED. | 133 | 760 | 92 | 409 | 563 | 196 | 166 | 206 | 144 | 109 | 76 | 243 |
| SOUND. | 130 | 556 | 76 | 324 | 397 | 117 | 113 | 147 | 113 | 79 | 62 | 220 |
| WITH ALL PLUMBING FACILITIES. | 128 | 526 | 68 | 312 | 341 | 108 | 96 | 138 | 111 | 70 | 47 | 185 |
| LACKING SOME OR ALL FACILITIES. | 2 | 30 | 8 | 12 | 56 | 9 | 17 | 9 | 2 | 9 | 15 | 35 |
| DETERIORATING. | 3 | 169 | 15 | 64 | 136 | 59 | 45 | 47 | 29 | 26 | 8 | 22 |
| WITH ALL PLUMBING FACILITIES. | 2 | 147 | 13 | 54 | 109 | 50 | 18 | 45 | 27 | 15 | 5 | 17 |
| LACKING SOME OR ALL FACILITIES. | 1 | 22 | 2 | 10 | 27 | 9 | 27 | 2 | 2 | 11 | 3 | 5 |
| DILAPIDATED. | *** | 35 | 1 | 21 | 30 | 20 | 8 | 12 | 2 | 4 | 6 | 1 |
| ALL HOUSING UNITS. | 1 542 | 3 106 | 861 | 2 103 | 2 457 | 858 | 1 041 | 1 041 | 894 | 1 393 | 706 | 1 234 |
| WATER SUPPLY | | | | | | | | | | | | |
| HOT AND COLD PIPED WATER INSIDE STRUCTURE. | 1 539 | 3 010 | 832 | 2 058 | 2 317 | 807 | 918 | 996 | 869 | 1 164 | 583 | 1 187 |
| ONLY COLD PIPED WATER INSIDE STRUCTURE. | 2 | 91 | 22 | 36 | 133 | 41 | 117 | 36 | 21 | 195 | 97 | 45 |
| PIPED WATER OUTSIDE STRUCTURE. | *** | *** | *** | 2 | 2 | *** | 1 | 1 | *** | 7 | 2 | *** |
| NO PIPED WATER. | 1 | 5 | 7 | 7 | 5 | 10 | 5 | 8 | 4 | 27 | 24 | 2 |
| TOILET FACILITIES | | | | | | | | | | | | |
| FLUSH TOILET, EXCLUSIVE USE. | 1 537 | 3 056 | 834 | 2 062 | 2 367 | 818 | 994 | 1 010 | 887 | 1 339 | 639 | 1 223 |
| FLUSH TOILET, SHARED. | 3 | 43 | 10 | 28 | 69 | 15 | 5 | 17 | *** | 14 | 2 | 9 |
| OTHER TOILET FACILITIES OR NONE. | 2 | 7 | 17 | 13 | 21 | 25 | 42 | 14 | 7 | 40 | 65 | 2 |
| BATHING FACILITIES | | | | | | | | | | | | |
| BATHTUB OR SHOWER, EXCLUSIVE USE. | 1 533 | 2 975 | 828 | 2 042 | 2 297 | 792 | 854 | 993 | 878 | 1 255 | 592 | 1 158 |
| BATHTUB OR SHOWER, SHARED. | 5 | 46 | 10 | 30 | 74 | 13 | 6 | 16 | *** | 4 | *** | 12 |
| NO BATHTUB OR SHOWER. | 4 | 85 | 23 | 31 | 86 | 53 | 181 | 32 | 16 | 134 | 114 | 64 |
| BATHROOMS | | | | | | | | | | | | |
| 1. | 1 394 | 2 307 | 659 | 1 586 | 1 826 | 662 | 695 | 762 | 669 | 887 | 551 | 895 |
| MORE THAN 1. | 148 | 648 | 174 | 450 | 421 | 114 | 153 | 209 | 204 | 140 | 10 | 282 |
| SHARED OR NONE. | *** | 151 | 28 | 67 | 210 | 82 | 193 | 70 | 21 | 366 | 145 | 57 |
| SOURCE OF WATER | | | | | | | | | | | | |
| PUBLIC SYSTEM OR PRIVATE COMPANY. | 1 276 | 3 100 | 293 | 1 882 | 2 274 | 824 | 1 022 | 137 | 874 | *** | 27 | 1 188 |
| INDIVIDUAL WELL. | 266 | 6 | 568 | 221 | 183 | 29 | 14 | 883 | 15 | 1 383 | 659 | 46 |
| OTHER. | *** | *** | *** | *** | *** | 5 | 5 | 21 | 5 | 10 | 20 | *** |
| SEWAGE DISPOSAL | | | | | | | | | | | | |
| PUBLIC SEWER. | 20 | 3 064 | 298 | 1 874 | 2 212 | 809 | 963 | 10 | 763 | *** | 5 | 1 204 |
| SEPTIC TANK OR CESSPOOL. | 1 512 | 42 | 553 | 219 | 208 | 24 | 62 | 1 005 | 116 | 1 349 | 651 | 30 |
| OTHER OR NONE. | 10 | *** | 10 | 10 | 37 | 25 | 16 | 26 | 15 | 44 | 50 | *** |
| ROOMS | | | | | | | | | | | | |
| 1 ROOM. | 3 | 43 | 2 | 23 | 34 | 1 | 8 | 12 | 2 | 18 | 1 | 8 |
| 2 ROOMS. | 5 | 65 | 9 | 47 | 33 | 17 | 16 | 31 | 12 | 21 | 12 | 6 |
| 3 ROOMS. | 38 | 235 | 33 | 161 | 185 | 61 | 67 | 62 | 55 | 90 | 33 | 67 |
| 4 ROOMS. | 517 | 405 | 85 | 296 | 296 | 135 | 191 | 278 | 138 | 343 | 245 | 180 |
| 5 ROOMS. | 548 | 844 | 401 | 544 | 514 | 211 | 285 | 255 | 209 | 392 | 216 | 275 |
| 6 ROOMS. | 301 | 744 | 224 | 499 | 599 | 199 | 277 | 286 | 217 | 323 | 132 | 290 |
| 7 ROOMS. | 93 | 500 | 68 | 285 | 468 | 129 | 117 | 71 | 143 | 124 | 47 | 241 |
| 8 ROOMS OR MORE. | 37 | 270 | 39 | 248 | 328 | 105 | 80 | 46 | 118 | 82 | 20 | 167 |
| MEDIAN: | | | | | | | | | | | | |
| ALL UNITS. | 4.9 | 5.5 | 5.3 | 5.5 | 5.8 | 5.5 | 5.3 | 5.0 | 5.6 | 5.1 | 4.8 | 5.8 |
| OWNER OCCUPIED. | 4.9 | 5.8 | 5.3 | 5.7 | 6.1 | 6.0 | 5.7 | 5.3 | 6.0 | 5.2 | 4.9 | 6.1 |
| RENTER OCCUPIED. | *** | 4.7 | *** | 4.1 | 4.7 | *** | *** | 4.3 | *** | *** | *** | 4.4 |
| UNITS IN STRUCTURE | | | | | | | | | | | | |
| 1, INCL. TRAILER. | 1 532 | 2 707 | 861 | 1 851 | 2 149 | 842 | 936 | 986 | 804 | 1 363 | 706 | 1 009 |
| 2. | *** | 165 | *** | 139 | 122 | *** | 76 | 19 | 60 | 7 | *** | 179 |
| 3 AND 4. | 10 | 147 | *** | 91 | 79 | *** | 17 | 10 | 25 | 5 | *** | 41 |
| 5 OR MORE. | *** | 87 | *** | 22 | 107 | 16 | 12 | 26 | 5 | 18 | *** | 5 |

Table 26.—OCCUPANCY AND FINANCIAL CHARACTERISTICS, YEAR BUILT, AND HEATING EQUIPMENT, FOR PLACES OF 2,500 TO 10,000 INHABITANTS: 1960

(Some data based on sample; median not shown where base is insufficient; see text. "U" denotes an unincorporated place. Plus (+) or minus (-) after number indicates median above or below that number)

Year Structure Built
Heating Equipment
Population
Persons
Persons per Room
Year Moved into
Unit
Value
Gross Rent
Contract Rent

| SUBJECT | ALGONAC | ALLEGAN | ALMA | AUSTIN LAKE (U) | BAD AXE | BELDING | BENTON HEIGHTS (U) | BESSEMER | BEVERLY HILLS | BIG RAPIDS | BLISS-FIELD |
|---|---------|---------|-------|-----------------|---------|---------|--------------------|----------|---------------|------------|-------------|
| ALL HOUSING UNITS | 1 272 | 1 617 | 2 666 | 1 116 | 1 003 | 1 614 | 1 699 | 1 128 | 2 457 | 2 362 | 873 |
| YEAR STRUCTURE BUILT | | | | | | | | | | | |
| 1955 TO MARCH 1960 | 158 | 70 | 208 | 263 | 44 | 92 | 83 | 40 | 497 | 355 | 51 |
| 1950 TO 1954 | 63 | 77 | 193 | 143 | 74 | 127 | 260 | 48 | 1 453 | 87 | 103 |
| 1940 TO 1949 | 180 | 138 | 235 | 225 | 112 | 119 | 490 | 28 | 337 | 126 | 58 |
| 1939 OR EARLIER | 871 | 1 332 | 2 030 | 487 | 773 | 1 276 | 866 | 1 012 | 170 | 1 794 | 661 |
| HEATING EQUIPMENT | | | | | | | | | | | |
| STEAM OR HOT WATER | 268 | 157 | 238 | 51 | 182 | 157 | 48 | 215 | 301 | 206 | 104 |
| WARM AIR FURNACE | 343 | 1 104 | 1 670 | 739 | 561 | 915 | 727 | 637 | 2 084 | 1 524 | 610 |
| BUILT-IN ROOM UNITS | 192 | 37 | 286 | 84 | 40 | 145 | 53 | 20 | 48 | 135 | 24 |
| OTHER MEANS WITH FLUE | 457 | 311 | 442 | 242 | 220 | 331 | 832 | 252 | 20 | 459 | 118 |
| OTHER MEANS WITHOUT FLUE | 4 | 8 | 16 | *** | *** | 8 | 39 | 4 | *** | 32 | 12 |
| NONE | 8 | *** | 14 | *** | *** | 58 | *** | *** | 4 | 6 | 5 |
| POPULATION | | | | | | | | | | | |
| POPULATION IN HOUSING UNITS, 1960 | 3 184 | 4 797 | 8 168 | 3 520 | 2 976 | 4 881 | 5 934 | 3 268 | 8 623 | 6 814 | 2 653 |
| PER OCCUPIED UNIT | 3.2 | 3.2 | 3.2 | 3.5 | 3.2 | 3.2 | 4.1 | 3.1 | 3.6 | 3.1 | 3.2 |
| OWNER | 3.2 | 3.3 | 3.3 | 3.5 | 3.4 | 3.3 | 4.0 | 3.1 | 3.6 | 3.3 | 3.2 |
| RENTER | 3.0 | 2.9 | 2.9 | 3.2 | 2.8 | 3.0 | 4.4 | 3.0 | 3.8 | 2.8 | 3.4 |
| ALL OCCUPIED UNITS | 1 002 | 1 508 | 2 544 | 1 013 | 916 | 1 512 | 1 431 | 1 066 | 2 413 | 2 223 | 827 |
| PERSONS | | | | | | | | | | | |
| 1 PERSON | 170 | 233 | 376 | 72 | 141 | 266 | 143 | 183 | 93 | 352 | 105 |
| 2 PERSONS | 311 | 444 | 738 | 275 | 268 | 408 | 318 | 306 | 688 | 680 | 258 |
| 3 PERSONS | 153 | 261 | 407 | 196 | 145 | 248 | 253 | 201 | 440 | 447 | 143 |
| 4 PERSONS | 144 | 238 | 464 | 230 | 147 | 239 | 184 | 172 | 542 | 322 | 149 |
| 5 PERSONS | 97 | 182 | 284 | 126 | 108 | 178 | 147 | 105 | 382 | 229 | 94 |
| 6 PERSONS | 67 | 82 | 159 | 66 | 58 | 107 | 136 | 65 | 174 | 100 | 39 |
| 7 PERSONS | 33 | 35 | 78 | 31 | 24 | 29 | 89 | 20 | 57 | 54 | 23 |
| 8 PERSONS OR MORE | 27 | 33 | 38 | 17 | 25 | 37 | 161 | 14 | 37 | 39 | 16 |
| MEDIAN: | | | | | | | | | | | |
| ALL OCCUPIED | 2.6 | 2.8 | 2.9 | 3.3 | 2.8 | 2.8 | 3.5 | 2.7 | 3.5 | 2.7 | 2.9 |
| OWNER | 2.4 | 3.0 | 3.3 | 3.3 | 3.0 | 2.9 | 3.0 | 2.7 | 3.5 | 2.8 | 2.7 |
| RENTER | 3.0 | 2.9 | 2.5 | *** | *** | 2.7 | 4.1 | 3.2 | *** | 2.6 | *** |
| PERSONS PER ROOM | | | | | | | | | | | |
| 1.00 OR LESS | 921 | 1 423 | 2 400 | 902 | 846 | 1 397 | 993 | 1 003 | 2 341 | 1 966 | 799 |
| 1.01 OR MORE | 81 | 85 | 144 | 111 | 70 | 115 | 438 | 63 | 72 | 257 | 28 |
| YEAR MOVED INTO UNIT | | | | | | | | | | | |
| OWNER OCCUPIED | 801 | 1 101 | 1 831 | 820 | 723 | 1 181 | 809 | 835 | 2 337 | 1 305 | 678 |
| 1958 TO MARCH 1960 | 143 | 127 | 248 | 235 | 91 | 224 | 85 | 32 | 386 | 236 | 118 |
| 1954 TO 1957 | 235 | 241 | 462 | 244 | 131 | 255 | 238 | 160 | 1 016 | 251 | 117 |
| 1940 TO 1939 | 282 | 464 | 723 | 272 | 339 | 428 | 376 | 295 | 887 | 470 | 269 |
| 1939 OR EARLIER | 141 | 269 | 398 | 69 | 162 | 274 | 110 | 348 | 48 | 348 | 174 |
| RENTER OCCUPIED | 201 | 407 | 713 | 193 | 193 | 331 | 622 | 231 | 76 | 918 | 149 |
| 1958 TO MARCH 1960 | 121 | 224 | 469 | 138 | 111 | 173 | 320 | 79 | 48 | 654 | 105 |
| 1954 TO 1957 | 47 | 101 | 124 | 27 | 49 | 80 | 167 | 48 | 16 | 133 | 20 |
| 1940 TO 1939 | 23 | 65 | 100 | 16 | 24 | 70 | 122 | 88 | 12 | 98 | 20 |
| 1939 OR EARLIER | 10 | 17 | 20 | 12 | 9 | 8 | 13 | 16 | *** | 33 | 4 |
| VALUE | | | | | | | | | | | |
| OWNER OCCUPIED | 757 | 1 056 | 1 663 | 798 | 672 | 1 117 | 695 | 803 | 2 333 | 1 097 | 674 |
| LESS THAN \$5,000 | 111 | 149 | 184 | 32 | 45 | 225 | 159 | 355 | 4 | 170 | 34 |
| \$5,000 TO \$9,900 | 287 | 522 | 748 | 293 | 280 | 645 | 377 | 364 | 24 | 447 | 219 |
| \$10,000 TO \$14,900 | 218 | 241 | 379 | 326 | 194 | 198 | 140 | 68 | 44 | 234 | 302 |
| \$15,000 TO \$19,900 | 104 | 76 | 220 | 127 | 119 | 33 | 19 | 12 | 221 | 194 | 70 |
| \$20,000 TO \$24,900 | 27 | 20 | 56 | 16 | 21 | 4 | *** | 4 | 636 | 32 | 32 |
| \$25,000 OR MORE | 40 | 48 | 76 | 4 | 13 | 12 | *** | *** | 1 404 | 20 | 17 |
| MEDIAN DOLLARS | 10 200 | 8 600 | 9 300 | 11 000 | 10 200 | 7 100 | 7 300 | 5 500 | 27 700 | 9 200 | 11 000 |
| GROSS RENT | | | | | | | | | | | |
| RENTER OCCUPIED | 201 | 407 | 713 | 193 | 193 | 331 | 622 | 231 | 76 | 918 | 149 |
| LESS THAN \$20 | *** | 13 | *** | *** | 3 | 4 | *** | 4 | *** | *** | *** |
| \$20 TO \$39 | 5 | 45 | 19 | *** | 7 | 56 | 22 | 48 | *** | 85 | 13 |
| \$40 TO \$59 | 14 | 92 | 171 | 21 | 36 | 98 | 214 | 112 | *** | 195 | 25 |
| \$60 TO \$79 | 63 | 117 | 207 | 42 | 72 | 83 | 183 | 39 | *** | 370 | 22 |
| \$80 TO \$99 | 43 | 78 | 126 | 52 | 45 | 54 | 100 | 12 | 4 | 115 | 41 |
| \$100 TO \$119 | 39 | 24 | 73 | 32 | 6 | 12 | 43 | 8 | *** | 57 | 16 |
| \$120 OR MORE | 13 | 5 | 34 | 21 | *** | *** | 4 | 4 | 64 | 33 | 20 |
| NO CASH RENT | 24 | 33 | 83 | 25 | 24 | 24 | 56 | 4 | 8 | 63 | 20 |
| MEDIAN DOLLARS | *** | 68 | 71 | *** | *** | 59 | 70 | 51 | *** | 65 | *** |
| CONTRACT RENT | | | | | | | | | | | |
| RENTER OCCUPIED | 177 | 374 | 630 | 168 | 169 | 307 | 566 | 227 | 68 | 855 | 129 |
| MEDIAN DOLLARS | *** | 47 | 59 | *** | *** | 44 | 51 | 30 | *** | 62 | *** |

Table 26.—OCCUPANCY AND FINANCIAL CHARACTERISTICS, YEAR BUILT, AND HEATING EQUIPMENT, FOR PLACES OF 2,500 TO 10,000 INHABITANTS: 1960—Con.

[Some data based on sample; median not shown where base is insufficient; see text. "U" denotes an unincorporated place. Plus (+) or minus (-) after number indicates median above or below that number]

Year Structure Built
Heating Equipment
Population
Persons
Persons per Room
Year Moved into
Unit
Value
Gross Rent
Contract Rent

| SUBJECT | BOYNE CITY | BROWNLEE PARK (U) | BUCHANAN | CARD | CHARLE-VOIX | CHARLOTTE | CHEBOYGAN | CHELSEA | CHESANING | COLD-WATER | CORUNNA |
|---|------------|-------------------|----------|-------|-------------|-----------|-----------|---------|-----------|------------|---------|
| ALL HOUSING UNITS | 1 064 | 1 090 | 1 706 | 1 290 | 1 315 | 2 583 | 1 903 | 1 062 | 838 | 3 172 | 847 |
| YEAR STRUCTURE BUILT | | | | | | | | | | | |
| 1955 TO MARCH 1960 | 44 | 225 | 88 | 73 | 65 | 267 | 105 | 154 | 76 | 200 | 68 |
| 1950 TO 1954 | 52 | 116 | 165 | 94 | 62 | 162 | 134 | 71 | 67 | 152 | 45 |
| 1940 TO 1949 | 88 | 272 | 221 | 131 | 149 | 134 | 156 | 112 | 94 | 239 | 137 |
| 1939 OR EARLIER | 880 | 477 | 1 232 | 992 | 1 039 | 2 020 | 1 508 | 725 | 601 | 2 581 | 597 |
| HEATING EQUIPMENT | | | | | | | | | | | |
| STEAM OR HOT WATER | 52 | 8 | 117 | 157 | 276 | 150 | 209 | 164 | 127 | 373 | 45 |
| WARM AIR FURNACE | 408 | 677 | 1 134 | 701 | 581 | 1 713 | 540 | 768 | 424 | 2 376 | 520 |
| BUILT-IN ROOM UNITS | 12 | 40 | 103 | 135 | 33 | 194 | 27 | 25 | 40 | 91 | 63 |
| OTHER MEANS WITH FLUE | 588 | 356 | 296 | 279 | 308 | 514 | 1 089 | 88 | 247 | 326 | 206 |
| OTHER MEANS WITHOUT FLUE | 4 | 4 | 53 | 12 | 13 | 4 | 9 | 17 | ... | 6 | 13 |
| NONE | ... | 5 | 3 | 6 | 104 | 8 | 29 | ... | ... | ... | ... |
| POPULATION | | | | | | | | | | | |
| POPULATION IN HOUSING UNITS, 1960 | 2 797 | 3 307 | 5 341 | 3 510 | 2 737 | 7 565 | 5 696 | 3 173 | 2 735 | 8 817 | 2 633 |
| PER OCCUPIED UNIT | 3.3 | 3.2 | 3.3 | 2.9 | 3.1 | 3.2 | 3.5 | 3.3 | 3.5 | 3.0 | 3.3 |
| OWNER | 3.3 | 3.1 | 3.4 | 3.0 | 3.1 | 3.3 | 3.6 | 3.3 | 3.6 | 3.2 | 3.3 |
| RENTER | 3.1 | 3.5 | 3.1 | 2.8 | 3.1 | 2.8 | 3.2 | 3.3 | 3.0 | 2.7 | 3.3 |
| ALL OCCUPIED UNITS | 856 | 1 040 | 1 614 | 1 190 | 890 | 2 398 | 1 625 | 965 | 777 | 2 905 | 797 |
| PERSONS | | | | | | | | | | | |
| 1 PERSON | 158 | 146 | 244 | 229 | 165 | 438 | 214 | 144 | 110 | 581 | 120 |
| 2 PERSONS | 236 | 350 | 425 | 362 | 261 | 629 | 428 | 267 | 212 | 811 | 210 |
| 3 PERSONS | 138 | 172 | 279 | 203 | 147 | 411 | 280 | 154 | 131 | 469 | 160 |
| 4 PERSONS | 113 | 162 | 297 | 182 | 137 | 381 | 253 | 169 | 109 | 452 | 107 |
| 5 PERSONS | 93 | 98 | 181 | 121 | 96 | 299 | 209 | 120 | 81 | 310 | 101 |
| 6 PERSONS | 50 | 45 | 88 | 55 | 43 | 138 | 107 | 63 | 52 | 175 | 56 |
| 7 PERSONS | 36 | 25 | 46 | 27 | 21 | 60 | 66 | 23 | 45 | 70 | 22 |
| 8 PERSONS OR MORE | 32 | 42 | 54 | 11 | 20 | 42 | 68 | 25 | 37 | 37 | 21 |
| MEDIAN: | | | | | | | | | | | |
| ALL OCCUPIED | 2.7 | 2.6 | 3.0 | 2.5 | 2.6 | 2.8 | 3.1 | 3.0 | 3.0 | 2.6 | 2.9 |
| OWNER | 2.5 | 2.4 | 3.4 | 2.5 | 2.5 | 3.0 | 3.4 | 2.5 | 3.0 | 2.7 | 3.2 |
| RENTER | ... | ... | 2.8 | 2.2 | 2.9 | 2.5 | 3.2 | 3.5 | ... | 2.4 | ... |
| PERSONS PER ROOM | | | | | | | | | | | |
| 1.00 OR LESS | 774 | 885 | 1 452 | 1 130 | 827 | 2 239 | 1 454 | 902 | 687 | 2 774 | 735 |
| 1.01 OR MORE | 82 | 155 | 162 | 60 | 63 | 159 | 171 | 63 | 90 | 131 | 62 |
| YEAR MOVED INTO UNIT | | | | | | | | | | | |
| OWNER OCCUPIED | 687 | 868 | 1 216 | 825 | 676 | 1 735 | 1 246 | 686 | 611 | 2 039 | 643 |
| 1958 TO MARCH 1960 | 97 | 302 | 107 | 110 | 76 | 384 | 194 | 88 | 84 | 368 | 128 |
| 1954 TO 1957 | 131 | 173 | 337 | 146 | 150 | 447 | 255 | 215 | 142 | 477 | 115 |
| 1940 TO 1953 | 250 | 269 | 552 | 376 | 316 | 597 | 463 | 210 | 271 | 708 | 262 |
| 1939 OR EARLIER | 209 | 124 | 220 | 193 | 134 | 307 | 334 | 173 | 114 | 486 | 138 |
| RENTER OCCUPIED | 169 | 172 | 398 | 365 | 214 | 663 | 379 | 279 | 166 | 866 | 154 |
| 1958 TO MARCH 1960 | 95 | 105 | 232 | 196 | 123 | 415 | 235 | 184 | 90 | 551 | 95 |
| 1954 TO 1957 | 35 | 29 | 115 | 97 | 59 | 115 | 75 | 53 | 36 | 165 | 36 |
| 1940 TO 1953 | 20 | 38 | 48 | 50 | 24 | 108 | 41 | 37 | 24 | 130 | 23 |
| 1939 OR EARLIER | 19 | ... | 3 | 22 | 8 | 25 | 28 | 5 | 16 | 20 | ... |
| VALUE | | | | | | | | | | | |
| OWNER OCCUPIED | 639 | 598 | 1 159 | 771 | 601 | 1 514 | 1 129 | 599 | 556 | 1 840 | 625 |
| LESS THAN \$5,000 | 271 | 176 | 105 | 43 | 122 | 136 | 295 | 20 | 48 | 155 | 90 |
| \$5,000 TO \$9,900 | 270 | 354 | 469 | 362 | 279 | 700 | 503 | 132 | 224 | 892 | 272 |
| \$10,000 TO \$14,900 | 65 | 56 | 353 | 218 | 104 | 456 | 198 | 277 | 182 | 512 | 156 |
| \$15,000 TO \$19,900 | 25 | 4 | 137 | 90 | 65 | 115 | 73 | 102 | 67 | 188 | 63 |
| \$20,000 TO \$24,900 | 4 | 8 | 70 | 33 | 9 | 64 | 32 | 52 | 24 | 56 | 28 |
| \$25,000 OR MORE | 4 | ... | 25 | 25 | 22 | 43 | 28 | 16 | 11 | 37 | 16 |
| MEDIAN DOLLARS | 5 700 | 6 200 | 10 100 | 9 800 | 8 200 | 9 400 | 7 100 | 12 400 | 10 100 | 9 300 | 9 100 |
| GROSS RENT | | | | | | | | | | | |
| RENTER OCCUPIED | 169 | 172 | 398 | 365 | 214 | 663 | 379 | 279 | 166 | 866 | 154 |
| LESS THAN \$20 | 4 | ... | ... | ... | 5 | ... | ... | ... | ... | ... | ... |
| \$20 TO \$39 | 15 | 11 | 35 | 20 | 24 | 44 | 26 | ... | 24 | 60 | 12 |
| \$40 TO \$59 | 55 | 40 | 80 | 59 | 34 | 149 | 43 | 57 | 38 | 175 | 12 |
| \$60 TO \$79 | 24 | 61 | 137 | 116 | 61 | 212 | 85 | 67 | 48 | 269 | 67 |
| \$80 TO \$99 | 24 | 37 | 56 | 66 | 37 | 145 | 74 | 72 | 28 | 207 | 34 |
| \$100 TO \$119 | ... | 3 | 37 | 30 | 17 | 44 | 42 | 46 | 4 | 79 | 14 |
| \$120 OR MORE | 4 | ... | 24 | 12 | 4 | 20 | 49 | 21 | ... | 28 | 4 |
| NO CASH RENT | 43 | 20 | 29 | 62 | 32 | 49 | 60 | 16 | 24 | 48 | 11 |
| MEDIAN DOLLARS | ... | ... | 69 | 71 | ... | 71 | 81 | 82 | ... | 73 | ... |
| CONTRACT RENT | | | | | | | | | | | |
| RENTER OCCUPIED | 126 | 152 | 369 | 303 | 182 | 614 | 319 | 263 | 142 | 818 | 143 |
| MEDIAN DOLLARS | ... | ... | 55 | 50 | ... | 57 | 53 | 63 | ... | 58 | ... |

Table 26.—OCCUPANCY AND FINANCIAL CHARACTERISTICS, YEAR BUILT, AND HEATING EQUIPMENT, FOR PLACES OF 2,500 TO 10,000 INHABITANTS: 1960—Con.

[Some data based on sample; median not shown where base is insufficient; see text. "U" denotes an unincorporated place. Plus (+) or minus (-) after number indicates median above or below that number]

Year Structure Built
Heating Equipment
Population
Persons
Persons per Room

Year Moved into
Unit
Value
Gross Rent
Contract Rent

| SUBJECT | DAVISON | DOWAGIAC | DURAND | EATON RAPIDS | ESSEX-VILLE | FAIR PLAIN (U) | FARM-INGTON | FENTON | FERRYS-BURG (U) | FLAT ROCK | FLUSHING |
|---|---------|----------|--------|--------------|-------------|----------------|-------------|--------|-----------------|-----------|----------|
| ALL HOUSING UNITS | 1 099 | 2 260 | 1 149 | 1 455 | 1 324 | 2 426 | 1 872 | 1 840 | 897 | 1 242 | 1 122 |
| YEAR STRUCTURE BUILT | | | | | | | | | | | |
| 1955 TO MARCH 1960 | 357 | 60 | 51 | 209 | 179 | 613 | 888 | 358 | 105 | 257 | 249 |
| 1950 TO 1954 | 221 | 136 | 78 | 88 | 259 | 666 | 359 | 172 | 162 | 402 | 211 |
| 1940 TO 1949 | 101 | 230 | 66 | 141 | 258 | 523 | 239 | 237 | 200 | 133 | 113 |
| 1939 OR EARLIER | 420 | 1 834 | 954 | 1 017 | 628 | 624 | 386 | 1 073 | 430 | 450 | 549 |
| HEATING EQUIPMENT | | | | | | | | | | | |
| STEAM OR HOT WATER | 80 | 105 | 93 | 107 | 118 | 189 | 239 | 189 | 47 | 81 | 59 |
| WARM AIR FURNACE | 880 | 1 506 | 763 | 750 | 1 020 | 1 932 | 1 558 | 1 248 | 541 | 989 | 941 |
| BUILT-IN ROOM UNITS | 40 | 118 | 82 | 231 | 96 | 119 | 32 | 168 | 41 | 47 | 28 |
| OTHER MEANS WITH FLUE | 95 | 531 | 148 | 343 | 77 | 167 | 43 | 235 | 208 | 125 | 94 |
| OTHER MEANS WITHOUT FLUE | 4 | ... | 63 | 8 | 13 | 19 | ... | ... | 8 | ... | ... |
| NONE | ... | ... | ... | 16 | ... | ... | ... | ... | 52 | ... | ... |
| POPULATION | | | | | | | | | | | |
| POPULATION IN HOUSING UNITS, 1960 | 3 757 | 7 145 | 3 298 | 3 993 | 4 578 | 7 998 | 6 835 | 6 033 | 2 579 | 4 614 | 3 684 |
| PER OCCUPIED UNIT | 3.6 | 3.4 | 3.2 | 3.1 | 3.5 | 3.4 | 3.8 | 3.5 | 3.5 | 3.9 | 3.6 |
| OWNER | 3.7 | 3.4 | 3.2 | 3.2 | 3.6 | 3.4 | 3.9 | 3.6 | 3.5 | 4.1 | 3.7 |
| RENTER | 2.8 | 3.4 | 3.0 | 3.1 | 3.0 | 3.2 | 3.3 | 3.1 | 3.2 | 3.1 | 2.9 |
| ALL OCCUPIED UNITS | 1 042 | 2 120 | 1 035 | 1 275 | 1 291 | 2 348 | 1 780 | 1 723 | 742 | 1 188 | 1 033 |
| PERSONS | | | | | | | | | | | |
| 1 PERSON | 88 | 337 | 158 | 184 | 128 | 173 | 95 | 219 | 67 | 86 | 96 |
| 2 PERSONS | 235 | 547 | 294 | 389 | 301 | 603 | 378 | 407 | 204 | 238 | 248 |
| 3 PERSONS | 188 | 355 | 176 | 222 | 237 | 491 | 321 | 283 | 132 | 206 | 200 |
| 4 PERSONS | 248 | 340 | 183 | 222 | 277 | 561 | 388 | 346 | 130 | 242 | 198 |
| 5 PERSONS | 143 | 262 | 114 | 147 | 182 | 332 | 311 | 230 | 115 | 195 | 154 |
| 6 PERSONS | 88 | 142 | 70 | 66 | 99 | 118 | 170 | 128 | 61 | 123 | 75 |
| 7 PERSONS | 27 | 54 | 26 | 27 | 35 | 45 | 75 | 63 | 19 | 62 | 33 |
| 8 PERSONS OR MORE | 25 | 83 | 14 | 18 | 32 | 25 | 42 | 47 | 14 | 36 | 29 |
| MEDIAN | 3.5 | 3.0 | 2.9 | 2.8 | 3.4 | 3.3 | 3.7 | 3.3 | 3.3 | 3.8 | 3.4 |
| OWNER | 3.7 | 2.9 | 2.9 | 2.8 | 3.7 | 3.3 | 3.9 | 3.5 | 3.5 | 4.0 | 3.5 |
| RENTER | ... | 2.9 | 2.9 | 2.6 | ... | 3.0 | ... | 2.8 | ... | 2.7 | ... |
| PERSONS PER ROOM | | | | | | | | | | | |
| 1.00 OR LESS | 964 | 1 926 | 978 | 1 198 | 1 196 | 2 175 | 1 598 | 1 547 | 672 | 987 | 970 |
| 1.01 OR MORE | 78 | 194 | 57 | 77 | 95 | 173 | 182 | 176 | 70 | 201 | 63 |
| YEAR MOVED INTO UNIT | | | | | | | | | | | |
| OWNER OCCUPIED | 880 | 1 580 | 803 | 968 | 1 120 | 2 088 | 1 605 | 1 364 | 628 | 939 | 856 |
| 1958 TO MARCH 1960 | 151 | 219 | 122 | 188 | 134 | 437 | 312 | 267 | 108 | 184 | 188 |
| 1954 TO 1957 | 344 | 374 | 161 | 210 | 289 | 719 | 881 | 484 | 197 | 448 | 274 |
| 1940 TO 1953 | 299 | 606 | 318 | 380 | 474 | 780 | 318 | 441 | 223 | 201 | 290 |
| 1939 OR EARLIER | 86 | 381 | 202 | 190 | 223 | 152 | 94 | 172 | 100 | 106 | 104 |
| RENTER OCCUPIED | 162 | 540 | 232 | 307 | 171 | 260 | 175 | 359 | 114 | 249 | 177 |
| 1958 TO MARCH 1960 | 116 | 313 | 171 | 185 | 100 | 196 | 111 | 223 | 91 | 174 | 121 |
| 1954 TO 1957 | 17 | 141 | 33 | 58 | 49 | 47 | 38 | 78 | 23 | 39 | 40 |
| 1940 TO 1953 | 20 | 69 | 25 | 60 | 9 | 17 | 18 | 49 | ... | 36 | 12 |
| 1939 OR EARLIER | 9 | 17 | 3 | 4 | 13 | ... | 8 | 9 | ... | ... | 4 |
| VALUE | | | | | | | | | | | |
| OWNER OCCUPIED | 857 | 1 499 | 719 | 855 | 1 079 | 2 056 | 1 589 | 1 245 | 606 | 923 | 811 |
| LESS THAN \$5,000 | 12 | 296 | 96 | 87 | 28 | 32 | 8 | 44 | 56 | 14 | 8 |
| \$5,000 TO \$9,900 | 155 | 794 | 400 | 351 | 148 | 292 | 58 | 405 | 235 | 60 | 173 |
| \$10,000 TO \$14,900 | 289 | 286 | 144 | 204 | 355 | 484 | 343 | 472 | 170 | 523 | 230 |
| \$15,000 TO \$19,900 | 305 | 63 | 34 | 130 | 343 | 596 | 756 | 256 | 80 | 256 | 228 |
| \$20,000 TO \$24,900 | 64 | 48 | 28 | 33 | 118 | 319 | 227 | 36 | 43 | 63 | 84 |
| \$25,000 OR MORE | 32 | 12 | 17 | 50 | 87 | 333 | 200 | 32 | 22 | 7 | 88 |
| MEDIAN DOLLARS | 14 600 | 7 800 | 8 400 | 9 900 | 15 100 | 16 900 | 17 200 | 11 800 | 10 300 | 14 100 | 14 900 |
| GROSS RENT | | | | | | | | | | | |
| RENTER OCCUPIED | 162 | 540 | 232 | 307 | 171 | 260 | 175 | 359 | 114 | 249 | 177 |
| LESS THAN \$20 | ... | ... | ... | ... | ... | ... | ... | ... | ... | ... | ... |
| \$20 TO \$29 | ... | 48 | 17 | 16 | 4 | 4 | ... | 13 | ... | 4 | 4 |
| \$30 TO \$39 | 26 | 129 | 49 | 54 | 24 | 22 | 10 | 49 | 21 | 45 | 32 |
| \$40 TO \$49 | 41 | 186 | 103 | 133 | 54 | 74 | 30 | 100 | 51 | 72 | 49 |
| \$50 TO \$59 | 45 | 115 | 33 | 64 | 53 | 68 | 50 | 95 | 26 | 82 | 52 |
| \$60 TO \$69 | 30 | 36 | 15 | ... | 16 | 33 | 33 | 35 | 7 | 17 | 28 |
| \$70 TO \$79 | 8 | ... | 8 | ... | 12 | 42 | 44 | 25 | 3 | 25 | ... |
| \$80 TO \$89 | 12 | 26 | 7 | 28 | 8 | 17 | 4 | 42 | 6 | 4 | 12 |
| \$90 TO \$99 | ... | 67 | 68 | 70 | ... | 86 | ... | 79 | ... | 80 | ... |
| NO CASH RENT | ... | ... | ... | ... | ... | ... | ... | ... | ... | ... | ... |
| MEDIAN DOLLARS | ... | ... | ... | ... | ... | ... | ... | ... | ... | ... | ... |
| CONTRACT RENT | | | | | | | | | | | |
| RENTER OCCUPIED | 150 | 514 | 225 | 279 | 163 | 243 | 171 | 317 | 108 | 245 | 165 |
| MEDIAN DOLLARS | ... | 49 | 54 | 53 | ... | 70 | ... | 64 | ... | 65 | ... |

Table 26.—OCCUPANCY AND FINANCIAL CHARACTERISTICS, YEAR BUILT, AND HEATING EQUIPMENT, FOR PLACES OF 2,500 TO 10,000 INHABITANTS: 1960—Con.

[Some data based on sample; median not shown where base is insufficient; see text. "U" denotes an unincorporated place. Plus (+) or minus (-) after number indicates median above or below that number]

Year Structure Built Heating Equipment Population
Persons
Persons per Room
Year Moved into Unit Value
Gross Rent
Contract Rent

| SUBJECT | FRASER | FREMONT | GAYLORD | GLADSTONE | GRAND LEDGE | GRANDVILLE | GREENVILLE | GROSSE FOINTE | HANCOCK | HASTINGS | HILLSDALE | HOLLY |
|---|--------|---------|---------|-----------|-------------|------------|------------|---------------|---------|----------|-----------|--------|
| ALL HOUSING UNITS | 2 041 | 1 134 | 804 | 1 612 | 1 610 | 2 259 | 2 574 | 2 294 | 1 695 | 2 267 | 2 505 | 1 083 |
| YEAR STRUCTURE BUILT | | | | | | | | | | | | |
| 1955 TO MARCH 1960 | 1 185 | 71 | 77 | 105 | 144 | 603 | 184 | 202 | 48 | 120 | 113 | 153 |
| 1950 TO 1954 | 274 | 124 | 55 | 101 | 153 | 485 | 292 | 255 | 36 | 132 | 121 | 57 |
| 1940 TO 1949 | 220 | 206 | 104 | 111 | 132 | 321 | 295 | 308 | 39 | 239 | 208 | 99 |
| 1939 OR EARLIER | 362 | 733 | 568 | 1 295 | 1 181 | 850 | 1 803 | 1 529 | 1 572 | 1 776 | 2 063 | 774 |
| HEATING EQUIPMENT | | | | | | | | | | | | |
| STEAM OR HOT WATER | 184 | 62 | 54 | 276 | 131 | 71 | 253 | 984 | 612 | 183 | 268 | 113 |
| WARM AIR FURNACE | 1 707 | 730 | 417 | 781 | 1 090 | 1 900 | 1 315 | 1 248 | 802 | 1 616 | 1 958 | 614 |
| BUILT-IN ROOM UNITS | 52 | 40 | 13 | 85 | 140 | 72 | 302 | 11 | 36 | 116 | 24 | 82 |
| OTHER MEANS WITH FLUE | 94 | 274 | 307 | 470 | 241 | 208 | 661 | 45 | 226 | 332 | 251 | 254 |
| OTHER MEANS WITHOUT FLUE | .. | 17 | 4 | .. | 8 | 8 | 27 | 4 | 19 | 12 | .. | 12 |
| NONE | 4 | 11 | 9 | .. | .. | .. | 16 | 2 | .. | 8 | 4 | 8 |
| POPULATION | | | | | | | | | | | | |
| POPULATION IN HOUSING UNITS: 1960 | 7 014 | 3 377 | 2 541 | 5 232 | 5 153 | 7 967 | 7 420 | 6 566 | 4 804 | 6 338 | 7 175 | 3 255 |
| PER OCCUPIED UNIT | 3.9 | 3.1 | 3.4 | 3.4 | 3.5 | 3.6 | 3.1 | 3.0 | 3.0 | 3.0 | 3.0 | 3.4 |
| OWNER | 3.9 | 3.2 | 3.4 | 3.5 | 3.6 | 3.7 | 3.2 | 3.2 | 3.2 | 3.0 | 3.1 | 3.5 |
| RENTER | 3.4 | 2.8 | 3.3 | 3.2 | 3.2 | 2.9 | 2.9 | 2.4 | 2.5 | 2.9 | 2.7 | 3.0 |
| ALL OCCUPIED UNITS | 1 820 | 1 091 | 757 | 1 531 | 1 483 | 2 199 | 2 382 | 2 217 | 1 598 | 2 134 | 2 398 | 968 |
| PERSONS | | | | | | | | | | | | |
| 1 PERSON | 72 | 214 | 109 | 200 | 182 | 180 | 424 | 293 | 298 | 419 | 430 | 150 |
| 2 PERSONS | 356 | 290 | 188 | 436 | 397 | 543 | 672 | 821 | 500 | 652 | 742 | 245 |
| 3 PERSONS | 361 | 179 | 144 | 263 | 242 | 390 | 394 | 425 | 293 | 339 | 389 | 140 |
| 4 PERSONS | 442 | 168 | 131 | 235 | 243 | 449 | 398 | 317 | 203 | 318 | 415 | 177 |
| 5 PERSONS | 332 | 132 | 87 | 181 | 198 | 320 | 273 | 189 | 161 | 226 | 231 | 134 |
| 6 PERSONS | 153 | 69 | 54 | 106 | 133 | 178 | 132 | 98 | 71 | 96 | 113 | 72 |
| 7 PERSONS | 64 | 25 | 23 | 52 | 52 | 85 | 59 | 50 | 42 | 59 | 47 | 29 |
| 8 PERSONS OR MORE | 40 | 14 | 21 | 58 | 36 | 54 | 30 | 24 | 30 | 25 | 31 | 21 |
| MEDIAN: | | | | | | | | | | | | |
| ALL OCCUPIED | 3.8 | 2.7 | 3.1 | 3.0 | 3.2 | 3.5 | 2.7 | 2.5 | 2.5 | 2.5 | 2.6 | 3.1 |
| OWNER | 3.8 | 2.6 | 3.6 | 3.0 | 3.3 | 3.6 | 2.7 | 2.9 | 2.8 | 2.5 | 2.7 | 3.1 |
| RENTER | .. | 2.4 | .. | 3.1 | 2.8 | 2.8 | 2.4 | 2.1 | 2.4 | 2.6 | 2.4 | 3.2 |
| PERSONS PER ROOM | | | | | | | | | | | | |
| 1.00 OR LESS | 1 624 | 1 029 | 693 | 1 357 | 1 369 | 1 971 | 2 201 | 2 195 | 1 517 | 2 040 | 2 309 | 891 |
| 1.01 OR MORE | 196 | 62 | 64 | 174 | 114 | 228 | 181 | 22 | 81 | 94 | 89 | 77 |
| YEAR MOVED INTO UNIT | | | | | | | | | | | | |
| OWNER OCCUPIED | 1 662 | 782 | 578 | 1 186 | 1 198 | 1 994 | 1 741 | 1 520 | 1 051 | 1 584 | 1 604 | 744 |
| 1958 TO MARCH 1960 | 647 | 104 | 98 | 102 | 216 | 448 | 337 | 181 | 124 | 292 | 243 | 161 |
| 1954 TO 1957 | 552 | 150 | 166 | 240 | 302 | 679 | 376 | 418 | 190 | 320 | 338 | 175 |
| 1940 TO 1953 | 382 | 409 | 192 | 464 | 481 | 613 | 653 | 566 | 375 | 652 | 663 | 247 |
| 1939 OR EARLIER | 81 | 119 | 122 | 380 | 199 | 254 | 375 | 355 | 362 | 320 | 360 | 161 |
| RENTER OCCUPIED | 158 | 309 | 179 | 345 | 285 | 205 | 641 | 697 | 547 | 550 | 794 | 224 |
| 1958 TO MARCH 1960 | 98 | 191 | 114 | 188 | 191 | 115 | 417 | 368 | 257 | 368 | 507 | 173 |
| 1954 TO 1957 | 36 | 70 | 37 | 92 | 44 | 37 | 153 | 176 | 136 | 115 | 164 | 25 |
| 1940 TO 1953 | 20 | 37 | 24 | 37 | 42 | 43 | 43 | 131 | 97 | 67 | 106 | 22 |
| 1939 OR EARLIER | 4 | 11 | 4 | 28 | 8 | 10 | 28 | 22 | 57 | .. | 17 | 4 |
| VALUE | | | | | | | | | | | | |
| OWNER OCCUPIED | 1 638 | 741 | 517 | 1 060 | 1 109 | 1 824 | 1 616 | 1 454 | 904 | 1 472 | 1 465 | 669 |
| LESS THAN \$5,000 | 12 | 33 | 77 | 124 | 85 | 36 | 272 | 4 | 322 | 172 | 173 | 53 |
| \$5,000 TO \$9,900 | 100 | 289 | 233 | 571 | 503 | 339 | 804 | 43 | 440 | 684 | 670 | 284 |
| \$10,000 TO \$14,900 | 494 | 262 | 130 | 267 | 331 | 809 | 332 | 90 | 88 | 420 | 347 | 255 |
| \$15,000 TO \$19,900 | 730 | 85 | 51 | 57 | 142 | 436 | 127 | 215 | 30 | 108 | 165 | 60 |
| \$20,000 TO \$24,900 | 204 | 21 | 12 | 21 | 36 | 136 | 41 | 320 | 12 | 36 | 72 | 4 |
| \$25,000 OR MORE | 98 | 51 | 14 | 20 | 12 | 68 | 40 | 782 | 12 | 52 | 38 | 13 |
| MEDIAN DOLLARS | 16 400 | 10 800 | 9 000 | 8 600 | 9 700 | 13 400 | 8 000 | 26 300 | 6 100 | 9 200 | 9 200 | 10 000 |
| GROSS RENT | | | | | | | | | | | | |
| RENTER OCCUPIED | 158 | 309 | 179 | 345 | 285 | 205 | 641 | 697 | 547 | 550 | 794 | 224 |
| LESS THAN \$20 | .. | 3 | .. | .. | .. | .. | .. | .. | 19 | .. | 8 | .. |
| \$20 TO \$39 | 4 | 23 | 8 | 40 | 4 | 6 | 85 | .. | 100 | 40 | 39 | 28 |
| \$40 TO \$59 | 9 | 103 | 33 | 96 | 77 | 33 | 179 | 10 | 221 | 135 | 179 | 36 |
| \$60 TO \$79 | 33 | 79 | 78 | 120 | 102 | 69 | 216 | 21 | 91 | 169 | 223 | 77 |
| \$80 TO \$99 | 43 | 44 | 28 | 32 | 34 | 32 | 73 | 47 | 34 | 106 | 150 | 59 |
| \$100 TO \$119 | 33 | 7 | 24 | 12 | 20 | 22 | 39 | 25 | 15 | 52 | 102 | 7 |
| \$120 OR MORE | 24 | 12 | 4 | 8 | 7 | 15 | 16 | 553 | 41 | 22 | 12 | 32 |
| NO CASH RENT | 12 | 38 | 4 | 37 | 41 | 28 | 33 | 41 | 45 | 36 | 61 | 10 |
| MEDIAN DOLLARS | .. | 62 | .. | 63 | 66 | .. | 63 | 167 | 54 | 72 | 72 | 70 |
| CONTRACT RENT | | | | | | | | | | | | |
| RENTER OCCUPIED | 146 | 271 | 175 | 308 | 244 | 177 | 608 | 656 | 502 | 514 | 733 | 214 |
| MEDIAN DOLLARS | .. | 47 | .. | 44 | 53 | .. | 48 | 150+ | 44 | 54 | 57 | 55 |

Table 26.—OCCUPANCY AND FINANCIAL CHARACTERISTICS, YEAR BUILT, AND HEATING EQUIPMENT,
FOR PLACES OF 2,500 TO 10,000 INHABITANTS: 1960—Con.

[Some data based on sample; median not shown where base is insufficient; see text. "U" denotes an unincorporated place. Plus (+) or minus (-) after number indicates median above or below that number]

Year Structure Built
Heating Equipment
Population
Persons
Persons per Room

Year Moved into
Unit
Value
Gross Rent
Contract Rent

| SUBJECT | HOLT (U) | HOUGHTON | HOWELL | HUDSON | HUDSON-VILLE | HUNT-INGTON WOODS | IONIA | IRON MOUNTAIN | IRON RIVER | ISHPE-MING | ITHACA | KEEGO HARBOR |
|---|----------|----------|--------|--------|--------------|-------------------|-------|---------------|------------|------------|--------|--------------|
| ALL HOUSING UNITS. | 1 397 | 1 113 | 1 654 | 856 | 677 | 2 381 | 2 222 | 3 225 | 1 350 | 2 949 | 866 | 981 |
| YEAR STRUCTURE BUILT | | | | | | | | | | | | |
| 1955 TO MARCH 1960 | 305 | 8 | 139 | 43 | 169 | 208 | 80 | 134 | 72 | 76 | 57 | 36 |
| 1950 TO 1954 | 302 | 30 | 124 | 41 | 145 | 745 | 60 | 108 | 38 | 193 | 30 | 32 |
| 1940 TO 1949 | 222 | 20 | 140 | 35 | 118 | 1 029 | 84 | 105 | 158 | 101 | 57 | 104 |
| 1939 OR EARLIER | 568 | 1 055 | 1 251 | 737 | 245 | 399 | 1 998 | 2 678 | 1 082 | 2 579 | 722 | 809 |
| HEATING EQUIPMENT | | | | | | | | | | | | |
| STEAM OR HOT WATER | 64 | 697 | 209 | 87 | 41 | 200 | 246 | 645 | 260 | 918 | 63 | 63 |
| WARM AIR FURNACE | 985 | 359 | 1 020 | 599 | 567 | 2 144 | 1 462 | 2 191 | 782 | 1 091 | 418 | 511 |
| BUILT-IN ROOM UNITS | 198 | 12 | 141 | 16 | 31 | 33 | 96 | 73 | *** | 4 | 109 | 88 |
| OTHER MEANS WITH FLUE | 146 | 41 | 280 | 154 | 38 | *** | 414 | 284 | 299 | 913 | 256 | 298 |
| OTHER MEANS WITHOUT FLUE | 4 | 4 | 4 | *** | *** | *** | 4 | 13 | 6 | 18 | 4 | 6 |
| NONE | *** | *** | *** | *** | *** | *** | *** | 19 | 3 | 5 | 16 | 15 |
| POPULATION | | | | | | | | | | | | |
| POPULATION IN HOUSING UNITS, 1960 | 4 795 | 3 122 | 4 813 | 2 484 | 2 646 | 8 746 | 6 664 | 8 863 | 3 653 | 8 814 | 2 592 | 2 761 |
| PER OCCUPIED UNIT | 3.6 | 3.0 | 3.1 | 3.2 | 4.0 | 3.7 | 3.2 | 2.9 | 3.0 | 3.1 | 3.2 | 3.4 |
| OWNER | 3.7 | 3.1 | 3.2 | 3.3 | 4.1 | 3.7 | 3.2 | 3.0 | 3.2 | 3.2 | 3.2 | 3.3 |
| RENTER | 3.3 | 2.6 | 3.0 | 2.9 | 3.3 | *** | 3.1 | 2.8 | 2.6 | 3.0 | 3.4 | 3.6 |
| ALL OCCUPIED UNITS | 1 321 | 1 053 | 1 529 | 776 | 666 | 2 340 | 2 090 | 3 024 | 1 212 | 2 826 | 798 | 815 |
| PERSONS | | | | | | | | | | | | |
| 1 PERSON | 99 | 154 | 263 | 109 | 47 | 88 | 383 | 523 | 207 | 445 | 147 | 97 |
| 2 PERSONS | 304 | 379 | 453 | 248 | 130 | 563 | 565 | 1 011 | 371 | 826 | 212 | 239 |
| 3 PERSONS | 235 | 180 | 241 | 126 | 92 | 398 | 370 | 513 | 220 | 515 | 129 | 150 |
| 4 PERSONS | 298 | 165 | 253 | 121 | 142 | 568 | 337 | 466 | 186 | 475 | 107 | 131 |
| 5 PERSONS | 210 | 93 | 157 | 90 | 118 | 414 | 208 | 298 | 132 | 303 | 94 | 83 |
| 6 PERSONS | 119 | 51 | 93 | 45 | 83 | 216 | 112 | 133 | 56 | 159 | 57 | 56 |
| 7 PERSONS | 32 | 18 | 34 | 16 | 35 | 59 | 62 | 46 | 26 | 58 | 35 | 33 |
| 8 PERSONS OR MORE | 24 | 13 | 35 | 21 | 19 | 34 | 53 | 34 | 14 | 45 | 17 | 26 |
| MEDIAN: | | | | | | | | | | | | |
| ALL OCCUPIED | 3.6 | 2.5 | 2.7 | 2.7 | 4.0 | 3.7 | 2.8 | 2.5 | 2.6 | 2.8 | 2.8 | 3.0 |
| OWNER | 3.6 | 2.8 | 2.5 | 2.9 | 4.1 | 3.7 | 2.7 | 2.5 | 3.4 | 2.8 | 2.9 | 3.0 |
| RENTER | *** | 2.3 | 2.8 | *** | *** | *** | 3.0 | 2.7 | 2.3 | 3.0 | *** | *** |
| PERSONS PER ROOM | | | | | | | | | | | | |
| 1.00 OR LESS | 1 176 | 1 010 | 1 439 | 754 | 583 | 2 292 | 1 973 | 2 881 | 1 149 | 2 637 | 747 | 716 |
| 1.01 OR MORE | 145 | 43 | 90 | 22 | 83 | 48 | 117 | 143 | 63 | 189 | 51 | 99 |
| YEAR MOVED INTO UNIT | | | | | | | | | | | | |
| OWNER OCCUPIED | 1 157 | 681 | 1 109 | 611 | 578 | 2 304 | 1 425 | 2 251 | 831 | 1 884 | 610 | 637 |
| 1958 TO MARCH 1960 | 340 | 81 | 192 | 66 | 83 | 276 | 164 | 193 | 114 | 156 | 74 | 88 |
| 1954 TO 1957 | 369 | 85 | 226 | 121 | 223 | 725 | 284 | 323 | 174 | 364 | 143 | 124 |
| 1940 TO 1939 | 449 | 310 | 436 | 283 | 188 | 1 179 | 652 | 704 | 311 | 592 | 249 | 277 |
| 1939 OR EARLIER | 99 | 205 | 255 | 141 | 84 | 124 | 325 | 1 031 | 232 | 772 | 144 | 148 |
| RENTER OCCUPIED | 164 | 372 | 420 | 165 | 88 | 36 | 665 | 773 | 381 | 942 | 188 | 178 |
| 1958 TO MARCH 1960 | 121 | 208 | 261 | 117 | 58 | 16 | 365 | 359 | 167 | 391 | 108 | 99 |
| 1954 TO 1957 | 33 | 60 | 89 | 35 | 26 | 4 | 148 | 197 | 116 | 268 | 52 | 39 |
| 1940 TO 1939 | 10 | 68 | 66 | 13 | 4 | 16 | 121 | 178 | 74 | 175 | 19 | 36 |
| 1939 OR EARLIER | *** | 36 | 4 | *** | *** | *** | 31 | 39 | 24 | 108 | 9 | 4 |
| VALUE | | | | | | | | | | | | |
| OWNER OCCUPIED | 1 089 | 621 | 1 068 | 589 | 570 | 2 304 | 1 312 | 2 092 | 691 | 1 468 | 575 | 591 |
| LESS THAN \$5,000 | 23 | 98 | 101 | 98 | 4 | *** | 140 | 313 | 77 | 124 | 69 | 77 |
| \$5,000 TO \$9,900 | 294 | 289 | 338 | 295 | 128 | *** | 648 | 891 | 262 | 672 | 301 | 386 |
| \$10,000 TO \$14,900 | 564 | 127 | 367 | 162 | 306 | 48 | 380 | 545 | 201 | 412 | 158 | 94 |
| \$15,000 TO \$19,900 | 188 | 83 | 129 | 26 | 112 | 672 | 108 | 545 | 201 | 412 | 158 | 26 |
| \$20,000 TO \$24,900 | 8 | 12 | 76 | 4 | 16 | 678 | 16 | 216 | 94 | 172 | 32 | 26 |
| \$25,000 OR MORE | 12 | 12 | 57 | 4 | 4 | 906 | 20 | 68 | 32 | 60 | 12 | 4 |
| MEDIAN DOLLARS | 11 700 | 7 900 | 11 500 | 8 000 | 12 100 | 23 200 | 9 000 | 9 100 | 10 100 | 9 600 | 8 500 | 7 600 |
| GROSS RENT | | | | | | | | | | | | |
| RENTER OCCUPIED | 164 | 372 | 420 | 165 | 88 | 36 | 665 | 773 | 381 | 942 | 188 | 178 |
| LESS THAN \$20 | *** | *** | *** | *** | *** | *** | *** | *** | *** | *** | *** | *** |
| \$20 TO \$39 | 4 | 28 | 9 | 4 | *** | *** | 39 | 120 | 47 | 110 | 5 | 4 |
| \$40 TO \$59 | 24 | 112 | 50 | 28 | 12 | *** | 137 | 240 | 172 | 296 | 38 | 8 |
| \$60 TO \$79 | 24 | 108 | 115 | 40 | 34 | *** | 231 | 157 | 72 | 300 | 56 | 32 |
| \$80 TO \$99 | 47 | 68 | 137 | 47 | 15 | *** | 141 | 115 | 40 | 94 | 54 | 86 |
| \$100 TO \$119 | 40 | 24 | 68 | 26 | 10 | *** | 58 | 9 | 8 | 36 | 8 | 28 |
| \$120 OR MORE | 12 | 16 | 24 | 4 | 4 | 28 | 16 | 14 | *** | 29 | 5 | *** |
| NO CASH RENT | 13 | 16 | 17 | 16 | 13 | 8 | 43 | 109 | 39 | 73 | 17 | 20 |
| MEDIAN DOLLARS | *** | 66 | 84 | *** | *** | *** | 72 | 57 | 53 | 62 | *** | *** |
| CONTRACT RENT | | | | | | | | | | | | |
| RENTER OCCUPIED | 151 | 356 | 403 | 149 | 75 | 28 | 622 | 664 | 342 | 869 | 171 | 158 |
| MEDIAN DOLLARS | *** | 55 | 64 | *** | *** | *** | 52 | 43 | 36 | 38 | *** | *** |

Table 26.—OCCUPANCY AND FINANCIAL CHARACTERISTICS, YEAR BUILT, AND HEATING EQUIPMENT,
FOR PLACES OF 2,500 TO 10,000 INHABITANTS: 1960—Con.

[Some data based on sample; median not shown where base is insufficient; see text. "U" denotes an unincorporated place. Plus (+) or minus (-) after number indicates median above or below that number]

Year Structure Built
Heating Equipment
Population
Persons
Persons per Room
Year Moved into
Unit
Value
Gross Rent
Contract Rent

| SUBJECT | KINGS- FORD | LAKE ORION | LAPEER | LATHRUP VILLAGE | LAURIUM | LEVEL PARK-OAK PARK (U) | LOWELL | LUDING- TON | MANISTEE | MANIS- TIQUE | MARINE CITY | MARSHALL |
|--|----------------|---------------|--------|--------------------|---------|-------------------------------|--------|----------------|----------|-----------------|----------------|----------|
| ALL HOUSING UNITS. | 1 640 | 1 069 | 1 860 | 1 039 | 1 137 | 885 | 833 | 3 339 | 2 916 | 1 569 | 1 412 | 2 228 |
| YEAR STRUCTURE BUILT | | | | | | | | | | | | |
| 1955 TO MARCH 1960 | 94 | 36 | 120 | 214 | 29 | 250 | 44 | 323 | 124 | 97 | 36 | 203 |
| 1950 TO 1954 | 64 | 62 | 109 | 360 | 20 | 296 | 76 | 138 | 77 | 32 | 88 | 154 |
| 1940 TO 1949 | 173 | 136 | 203 | 313 | 15 | 75 | 62 | 235 | 184 | 120 | 185 | 130 |
| 1939 OR EARLIER. | 1 309 | 835 | 1 428 | 152 | 1 073 | 264 | 651 | 2 643 | 2 531 | 1 320 | 1 103 | 1 741 |
| HEATING EQUIPMENT | | | | | | | | | | | | |
| STEAM OR HOT WATER | 63 | 127 | 432 | 44 | 536 | 41 | 57 | 479 | 549 | 270 | 483 | 196 |
| WARM AIR FURNACE | 1 306 | 552 | 896 | 987 | 406 | 625 | 513 | 1 914 | 1 632 | 552 | 494 | 1 697 |
| BUILT-IN ROOM UNITS. | 24 | 113 | 164 | 8 | 4 | 99 | 28 | 132 | 73 | 27 | 119 | 59 |
| OTHER MEANS WITH FLUE. | 247 | 240 | 356 | *** | 162 | 120 | 235 | 757 | 637 | 705 | 304 | 252 |
| OTHER MEANS WITHOUT FLUE | *** | 8 | 9 | *** | 8 | *** | *** | 19 | 25 | 4 | 12 | 24 |
| NONE | *** | 29 | 3 | *** | 21 | *** | *** | 38 | *** | 11 | *** | *** |
| POPULATION | | | | | | | | | | | | |
| POPULATION IN HOUSING UNITS, 1960. | 5 074 | 2 683 | 5 166 | 3 556 | 2 990 | 3 007 | 2 529 | 9 378 | 8 273 | 4 814 | 4 384 | 6 624 |
| PER OCCUPIED UNIT. | 3.3 | 3.3 | 3.0 | 3.5 | 3.0 | 3.6 | 3.3 | 3.1 | 3.1 | 3.3 | 3.4 | 3.1 |
| OWNER. | 3.3 | 3.5 | 3.2 | 3.5 | 3.1 | 3.6 | 3.3 | 3.2 | 3.2 | 3.4 | 3.5 | 3.2 |
| RENTER. | 3.4 | 2.9 | 2.7 | *** | 2.6 | 3.7 | 3.4 | 2.8 | 2.8 | 3.1 | 3.2 | 2.9 |
| ALL OCCUPIED UNITS. | 1 549 | 808 | 1 704 | 1 011 | 995 | 842 | 769 | 3 044 | 2 683 | 1 457 | 1 276 | 2 148 |
| PERSONS | | | | | | | | | | | | |
| 1 PERSON | 175 | 117 | 319 | 29 | 174 | 47 | 125 | 524 | 485 | 221 | 172 | 381 |
| 2 PERSONS. | 504 | 225 | 505 | 338 | 316 | 220 | 213 | 893 | 780 | 400 | 339 | 625 |
| 3 PERSONS. | 247 | 137 | 305 | 183 | 177 | 162 | 126 | 555 | 449 | 253 | 226 | 368 |
| 4 PERSONS. | 254 | 129 | 243 | 195 | 139 | 188 | 111 | 470 | 444 | 226 | 205 | 357 |
| 5 PERSONS. | 202 | 102 | 174 | 141 | 101 | 126 | 84 | 314 | 258 | 165 | 151 | 218 |
| 6 PERSONS. | 98 | 49 | 94 | 82 | 56 | 67 | 57 | 169 | 156 | 105 | 94 | 116 |
| 7 PERSONS. | 38 | 26 | 28 | 31 | 18 | 20 | 40 | 67 | 56 | 50 | 41 | 41 |
| 8 PERSONS OR MORE. | 31 | 23 | 36 | 12 | 14 | 12 | 13 | 52 | 55 | 37 | 48 | 42 |
| MEDIAN | | | | | | | | | | | | |
| ALL OCCUPIED | 2.9 | 3.0 | 2.6 | 3.3 | 2.5 | 3.5 | 2.9 | 2.7 | 2.7 | 2.9 | 3.1 | 2.7 |
| OWNER. | 3.0 | 3.0 | 2.6 | 3.2 | 2.7 | 3.5 | 3.3 | 2.7 | 2.7 | 3.0 | 3.1 | 2.7 |
| RENTER. | 3.1 | 2.6 | 2.4 | *** | 2.1 | *** | *** | 2.4 | 2.5 | 2.4 | 2.8 | 2.5 |
| PERSONS PER ROOM | | | | | | | | | | | | |
| 1.00 OR LESS | 1 406 | 740 | 1 572 | 1 000 | 947 | 750 | 720 | 2 888 | 2 554 | 1 339 | 1 168 | 2 036 |
| 1.01 OR MORE | 143 | 68 | 132 | 11 | 48 | 92 | 49 | 156 | 129 | 118 | 108 | 112 |
| YEAR MOVED INTO UNIT | | | | | | | | | | | | |
| OWNER OCCUPIED | 1 339 | 542 | 1 104 | 1 011 | 734 | 774 | 608 | 2 268 | 2 003 | 1 099 | 1 003 | 1 552 |
| 1958 TO MARCH 1960 | 184 | 74 | 166 | 149 | 104 | 195 | 88 | 268 | 208 | 160 | 108 | 309 |
| 1954 TO 1957 | 264 | 114 | 237 | 343 | 110 | 276 | 122 | 437 | 271 | 196 | 200 | 303 |
| 1940 TO 1953 | 462 | 265 | 457 | 470 | 266 | 236 | 224 | 908 | 764 | 393 | 447 | 566 |
| 1939 OR EARLIER. | 429 | 89 | 244 | 49 | 254 | 67 | 174 | 655 | 760 | 350 | 248 | 374 |
| RENTER OCCUPIED. | 210 | 266 | 600 | *** | 261 | 68 | 161 | 776 | 680 | 358 | 273 | 596 |
| 1958 TO MARCH 1960 | 128 | 176 | 385 | *** | 109 | 58 | 102 | 372 | 349 | 201 | 144 | 358 |
| 1954 TO 1957 | 39 | 50 | 123 | *** | 62 | 7 | 42 | 170 | 154 | 80 | 62 | 143 |
| 1940 TO 1953 | 28 | 36 | 77 | *** | 57 | 3 | 17 | 176 | 165 | 53 | 55 | 85 |
| 1939 OR EARLIER. | 15 | 4 | 15 | *** | 33 | *** | *** | 58 | 12 | 24 | 12 | 10 |
| VALUE | | | | | | | | | | | | |
| OWNER OCCUPIED | 1 291 | 510 | 1 034 | 1 011 | 629 | 758 | 563 | 2 149 | 1 827 | 975 | 923 | 1 451 |
| LESS THAN \$5,000 | 282 | 32 | 121 | *** | 321 | 32 | 102 | 280 | 292 | 252 | 131 | 131 |
| \$5,000 TO \$9,900 | 631 | 133 | 390 | *** | 275 | 271 | 282 | 889 | 897 | 488 | 524 | 463 |
| \$10,000 TO \$14,900 | 270 | 200 | 297 | *** | 33 | 247 | 151 | 594 | 406 | 141 | 164 | 437 |
| \$15,000 TO \$19,900 | 88 | 104 | 144 | 32 | *** | 132 | 20 | 249 | 156 | 57 | 76 | 240 |
| \$20,000 TO \$24,900 | 12 | 17 | 35 | 178 | *** | 44 | 8 | 91 | 48 | 20 | 16 | 78 |
| \$25,000 OR MORE. | 8 | 24 | 47 | 801 | *** | 32 | *** | 46 | 28 | 17 | 12 | 102 |
| MEDIAN DOLLARS | 7 700 | 12 500 | 10 100 | 31 400 | 5 000- | 11 300 | 8 400 | 9 500 | 8 300 | 6 700 | 8 200 | 11 500 |
| GROSS RENT | | | | | | | | | | | | |
| RENTER OCCUPIED. | 210 | 266 | 600 | *** | 261 | 68 | 161 | 776 | 680 | 358 | 273 | 596 |
| LESS THAN \$20. | *** | *** | 20 | *** | 12 | *** | *** | *** | *** | 4 | *** | *** |
| \$20 TO \$39 | 15 | *** | 32 | *** | 66 | *** | 4 | 75 | 88 | 40 | 17 | 23 |
| \$40 TO \$59 | 66 | 40 | 156 | *** | 94 | 4 | 37 | 296 | 219 | 137 | 28 | 86 |
| \$60 TO \$79 | 48 | 71 | 211 | *** | 65 | 23 | 57 | 230 | 220 | 113 | 104 | 204 |
| \$80 TO \$99 | 20 | 59 | 102 | *** | 4 | 18 | 29 | 66 | 76 | 39 | 57 | 126 |
| \$100 TO \$119 | 20 | 44 | 50 | *** | *** | 4 | 17 | 32 | 13 | 3 | 16 | 85 |
| \$120 OR MORE | 8 | 12 | 8 | *** | *** | 4 | 5 | *** | *** | *** | 16 | 51 |
| NO CASH RENT | 33 | 40 | 21 | *** | 20 | 15 | 12 | 77 | 64 | 22 | 35 | 21 |
| MEDIAN DOLLARS | *** | 80 | 67 | *** | 49 | *** | *** | 59 | 60 | 59 | 72 | 77 |
| CONTRACT RENT | | | | | | | | | | | | |
| RENTER OCCUPIED. | 177 | 226 | 579 | *** | 241 | 53 | 149 | 699 | 616 | 336 | 238 | 575 |
| MEDIAN DOLLARS | *** | 60 | 55 | *** | 31 | *** | *** | 44 | 41 | 39 | 53 | 62 |

Table 26.—OCCUPANCY AND FINANCIAL CHARACTERISTICS, YEAR BUILT, AND HEATING EQUIPMENT,
FOR PLACES OF 2,500 TO 10,000 INHABITANTS: 1960—Con.

[Some data based on sample; median not shown where base is insufficient; see text. "U" denotes an unincorporated place. Plus (+) or minus (-) after number indicates median above or below that number]

Year Structure Built
Heating Equipment
Population
Persons
Persons per Room

Year Moved into
Unit
Value
Gross Rent
Contract Rent

| SUBJECT | MARYS- VILLE | MASON | MICHIGAN CENTER (U) | MILAN | MILFORD | MOUNT MORRIS | MUNISING | NEGAUNEE | NEW BALTI- MORE | NEWBERRY | NORTH MUSKOGON | NORTH- VILLE |
|---|-----------------|--------|---------------------------|--------|---------|-----------------|----------|----------|-----------------------|----------|-------------------|-----------------|
| ALL HOUSING UNITS | 1 181 | 1 402 | 1 459 | 1 163 | 1 266 | 978 | 1 303 | 2 013 | 1 095 | 838 | 1 174 | 1 384 |
| YEAR STRUCTURE BUILT | | | | | | | | | | | | |
| 1955 TO MARCH 1960 | 247 | 260 | 177 | 212 | 596 | 124 | 51 | 81 | 217 | 52 | 221 | 229 |
| 1950 TO 1954 | 261 | 110 | 214 | 88 | 85 | 122 | 61 | 111 | 181 | 40 | 182 | 68 |
| 1940 TO 1949 | 236 | 143 | 307 | 123 | 87 | 140 | 133 | 87 | 178 | 70 | 291 | 103 |
| 1939 OR EARLIER | 437 | 889 | 761 | 740 | 498 | 592 | 1 058 | 1 734 | 519 | 676 | 480 | 946 |
| HEATING EQUIPMENT | | | | | | | | | | | | |
| STEAM OR HOT WATER | 153 | 125 | 74 | 132 | 200 | 56 | 329 | 604 | 122 | 126 | 165 | 270 |
| WARM AIR FURNACE | 879 | 892 | 947 | 821 | 955 | 618 | 585 | 772 | 516 | 197 | 846 | 981 |
| BUILT-IN ROOM UNITS | 58 | 127 | 83 | 35 | 30 | 166 | 32 | 5 | 171 | 184 | 48 | 33 |
| OTHER MEANS WITH FLUE | 79 | 206 | 351 | 163 | 76 | 134 | 357 | 626 | 273 | 305 | 115 | 44 |
| OTHER MEANS WITHOUT FLUE | 12 | 52 | 4 | 12 | 5 | 4 | ... | ... | 9 | ... | ... | 18 |
| NONE | ... | ... | ... | ... | ... | ... | ... | 6 | 4 | 26 | ... | ... |
| POPULATION | | | | | | | | | | | | |
| POPULATION IN HOUSING UNITS: 1960 | 4 052 | 4 382 | 4 611 | 3 611 | 4 308 | 3 459 | 4 168 | 6 089 | 3 139 | 2 585 | 3 796 | 3 857 |
| PER OCCUPIED UNIT | 3.7 | 3.3 | 3.3 | 3.3 | 3.7 | 3.8 | 3.5 | 3.1 | 3.5 | 3.4 | 3.4 | 3.0 |
| OWNER | 3.7 | 3.5 | 3.3 | 3.4 | 3.8 | 3.9 | 3.7 | 3.1 | 3.5 | 3.5 | 3.4 | 3.2 |
| RENTER | 3.5 | 2.9 | 3.2 | 3.1 | 3.2 | 3.2 | 3.0 | 3.2 | 3.3 | 3.2 | 3.0 | 2.6 |
| ALL OCCUPIED UNITS | 1 100 | 1 311 | 1 383 | 1 102 | 1 161 | 918 | 1 195 | 1 942 | 906 | 755 | 1 129 | 1 266 |
| PERSONS | | | | | | | | | | | | |
| 1 PERSON | 65 | 175 | 136 | 131 | 113 | 78 | 186 | 294 | 94 | 97 | 98 | 192 |
| 2 PERSONS | 264 | 356 | 404 | 315 | 240 | 226 | 266 | 583 | 259 | 210 | 350 | 387 |
| 3 PERSONS | 213 | 224 | 277 | 218 | 202 | 152 | 189 | 347 | 179 | 131 | 186 | 252 |
| 4 PERSONS | 233 | 249 | 249 | 185 | 243 | 155 | 213 | 326 | 131 | 122 | 229 | 204 |
| 5 PERSONS | 167 | 144 | 163 | 149 | 205 | 153 | 134 | 202 | 118 | 90 | 142 | 127 |
| 6 PERSONS | 97 | 96 | 90 | 57 | 78 | 74 | 89 | 104 | 56 | 60 | 81 | 67 |
| 7 PERSONS | 36 | 35 | 39 | 23 | 40 | 39 | 49 | 54 | 40 | 16 | 26 | 27 |
| 8 PERSONS OR MORE | 25 | 32 | 25 | 24 | 40 | 41 | 49 | 32 | 29 | 29 | 17 | 10 |
| MEDIAN: | | | | | | | | | | | | |
| ALL OCCUPIED | 3.5 | 3.1 | 3.0 | 3.0 | 3.6 | 3.5 | 3.2 | 2.8 | 3.1 | 3.0 | 3.1 | 2.7 |
| OWNER | 3.6 | 3.3 | 3.2 | 3.0 | 3.7 | 3.5 | 3.5 | 2.6 | 3.3 | 3.0 | 3.2 | 3.1 |
| RENTER | ... | 2.6 | ... | 2.9 | 2.8 | ... | 2.6 | 3.1 | 2.9 | ... | ... | 2.2 |
| PERSONS PER ROOM | | | | | | | | | | | | |
| 1.00 OR LESS | 979 | 1 210 | 1 239 | 1 009 | 1 045 | 804 | 1 059 | 1 797 | 819 | 670 | 1 075 | 1 204 |
| 1.01 OR MORE | 121 | 101 | 144 | 93 | 116 | 114 | 136 | 145 | 87 | 85 | 54 | 62 |
| YEAR MOVED INTO UNIT | | | | | | | | | | | | |
| OWNER OCCUPIED | 1 008 | 1 018 | 1 239 | 784 | 960 | 755 | 777 | 1 168 | 692 | 575 | 1 027 | 890 |
| 1958 TO MARCH 1960 | 181 | 295 | 207 | 130 | 415 | 113 | 79 | 85 | 165 | 72 | 170 | 211 |
| 1954 TO 1957 | 294 | 237 | 319 | 242 | 214 | 217 | 144 | 199 | 209 | 110 | 295 | 187 |
| 1940 TO 1953 | 422 | 307 | 569 | 274 | 222 | 309 | 331 | 420 | 261 | 186 | 438 | 299 |
| 1939 OR EARLIER | 111 | 179 | 144 | 138 | 109 | 116 | 223 | 464 | 57 | 207 | 124 | 193 |
| RENTER OCCUPIED | 92 | 293 | 144 | 318 | 201 | 163 | 418 | 774 | 214 | 180 | 102 | 340 |
| 1958 TO MARCH 1960 | 65 | 194 | 92 | 138 | 116 | 213 | 358 | 164 | 164 | 96 | 73 | 214 |
| 1954 TO 1957 | 23 | 45 | 33 | 65 | 43 | 20 | 107 | 200 | 30 | 51 | 21 | 73 |
| 1940 TO 1953 | 4 | 50 | 12 | 98 | 25 | 11 | 86 | 180 | 12 | 25 | 8 | 45 |
| 1939 OR EARLIER | ... | 4 | 7 | 17 | ... | 16 | 12 | 36 | 8 | 8 | ... | 8 |
| VALUE | | | | | | | | | | | | |
| OWNER OCCUPIED | 984 | 954 | 1 198 | 736 | 943 | 723 | 662 | 938 | 651 | 514 | 1 008 | 840 |
| LESS THAN \$5,000 | 32 | 74 | 131 | 23 | 16 | 44 | 76 | 121 | 9 | 90 | 12 | 9 |
| \$5,000 TO \$9,900 | 257 | 271 | 558 | 189 | 112 | 373 | 316 | 344 | 136 | 230 | 125 | 134 |
| \$10,000 TO \$14,900 | 347 | 386 | 335 | 363 | 485 | 234 | 174 | 293 | 283 | 129 | 221 | 303 |
| \$15,000 TO \$19,900 | 253 | 162 | 128 | 92 | 265 | 44 | 52 | 134 | 149 | 40 | 237 | 269 |
| \$20,000 TO \$24,900 | 42 | 36 | 33 | 35 | 41 | 28 | 32 | 33 | 34 | 9 | 149 | 73 |
| \$25,000 OR MORE | 53 | 25 | 13 | 34 | 24 | ... | 12 | 13 | 40 | 16 | 264 | 52 |
| MEDIAN DOLLARS | 13 000 | 11 400 | 9 100 | 12 100 | 14 000 | 9 500 | 8 600 | 10 000 | 12 800 | 8 700 | 17 400 | 14 500 |
| GROSS RENT | | | | | | | | | | | | |
| RENTER OCCUPIED | 92 | 293 | 144 | 318 | 201 | 163 | 418 | 774 | 214 | 180 | 102 | 340 |
| LESS THAN \$20 | ... | 4 | ... | ... | ... | ... | ... | 7 | ... | 4 | ... | ... |
| \$20 TO \$39 | ... | 18 | 10 | 4 | 6 | 8 | 66 | 62 | 3 | 17 | ... | ... |
| \$40 TO \$59 | ... | 59 | 9 | 90 | 18 | 140 | 280 | 12 | 36 | 16 | ... | ... |
| \$60 TO \$79 | ... | 23 | 30 | 64 | 43 | 16 | 127 | 239 | 37 | 54 | ... | ... |
| \$80 TO \$99 | ... | 36 | 37 | 99 | 58 | 48 | 33 | 86 | 91 | 28 | ... | ... |
| \$100 TO \$119 | ... | 53 | 38 | 38 | 42 | 35 | 8 | 8 | 33 | 17 | ... | ... |
| \$120 OR MORE | ... | 15 | ... | 9 | 31 | 20 | 12 | 23 | 26 | ... | ... | ... |
| NO CASH RENT | ... | 4 | 21 | 20 | 14 | 3 | 20 | 32 | 69 | 12 | ... | ... |
| MEDIAN DOLLARS | ... | 69 | ... | 78 | ... | ... | 58 | 60 | 90 | ... | ... | 83 |
| CONTRACT RENT | | | | | | | | | | | | |
| RENTER OCCUPIED | 88 | 272 | 124 | 304 | 198 | 143 | 386 | 705 | 202 | 156 | 98 | 320 |
| MEDIAN DOLLARS | ... | 58 | ... | 57 | ... | ... | 40 | 37 | 72 | ... | ... | 69 |

Table 26.—OCCUPANCY AND FINANCIAL CHARACTERISTICS, YEAR BUILT, AND HEATING EQUIPMENT, FOR PLACES OF 2,500 TO 10,000 INHABITANTS: 1960—Con.

[Some data based on sample; median not shown where base is insufficient; see text. "U" denotes an unincorporated place. Plus (+) or minus (-) after number indicates median above or below that number]

Year Structure Built Heating Equipment Population Persons per Room
Year Moved into Unit Value Gross Rent Contract Rent

| SUBJECT | NORWAY | NOVI | OTSEGO | PAW PAW | PAW LAKE (U) | PETOSKEY | PLAINWELL | PLEASANT RIDGE | PLYMOUTH | PORTLAND | RICHMOND | RIVERVIEW |
|---|--------|--------|--------|---------|--------------|----------|-----------|----------------|----------|----------|----------|-----------|
| ALL HOUSING UNITS | 1 107 | 1 940 | 1 354 | 1 028 | 1 747 | 2 158 | 993 | 1 210 | 2 881 | 1 027 | 821 | 1 772 |
| YEAR STRUCTURE BUILT | | | | | | | | | | | | |
| 1955 TO MARCH 1960 | 33 | 601 | 76 | 127 | 237 | 122 | 77 | 72 | 399 | 104 | 101 | 595 |
| 1950 TO 1954 | 37 | 283 | 79 | 86 | 280 | 117 | 72 | 72 | 402 | 119 | 77 | 707 |
| 1940 TO 1949 | 58 | 322 | 156 | 71 | 361 | 197 | 72 | 161 | 409 | 151 | 76 | 263 |
| 1935 OR EARLIER | 979 | 734 | 1 043 | 744 | 869 | 1 722 | 772 | 905 | 1 671 | 653 | 567 | 207 |
| HEATING EQUIPMENT | | | | | | | | | | | | |
| STEAM OR HOT WATER | 86 | 239 | 104 | 177 | 69 | 339 | 91 | 325 | 378 | 55 | 180 | 60 |
| WARM AIR FURNACE | 679 | 981 | 923 | 704 | 518 | 1 260 | 739 | 866 | 2 287 | 598 | 418 | 1 511 |
| BUILT-IN ROOM UNITS | ... | 95 | 38 | 37 | 219 | 248 | 37 | 7 | 102 | 85 | 56 | 83 |
| OTHER MEANS WITH FLUE | 323 | 612 | 289 | 102 | 812 | 299 | 122 | 8 | 105 | 266 | 155 | 118 |
| OTHER MEANS WITHOUT FLUE | ... | 13 | ... | 5 | 50 | 4 | ... | 4 | 9 | 19 | 12 | ... |
| NONE | 19 | ... | ... | 3 | 79 | 8 | 4 | ... | ... | 4 | ... | ... |
| POPULATION | | | | | | | | | | | | |
| POPULATION IN HOUSING UNITS, 1960 | 3 162 | 6 261 | 4 134 | 2 931 | 3 515 | 5 981 | 3 008 | 3 807 | 8 731 | 3 309 | 2 637 | 7 192 |
| PER OCCUPIED UNIT | 3.1 | 3.8 | 3.3 | 3.1 | 3.4 | 3.2 | 3.3 | 3.2 | 3.2 | 3.5 | 3.4 | 4.2 |
| OWNER | 3.1 | 3.7 | 3.4 | 3.3 | 3.4 | 3.4 | 3.3 | 3.2 | 3.4 | 3.5 | 3.5 | 4.2 |
| RENTER | 2.9 | 3.8 | 3.1 | 2.7 | 3.4 | 2.7 | 3.1 | 2.8 | 2.8 | 3.2 | 3.3 | 3.8 |
| ALL OCCUPIED UNITS | 1 021 | 1 668 | 1 258 | 951 | 1 030 | 1 887 | 922 | 1 185 | 2 723 | 954 | 770 | 1 718 |
| PERSONS | | | | | | | | | | | | |
| 1 PERSON | 149 | 119 | 171 | 171 | 108 | 375 | 133 | 109 | 346 | 139 | 115 | 46 |
| 2 PERSONS | 336 | 421 | 369 | 275 | 302 | 525 | 259 | 409 | 801 | 259 | 197 | 252 |
| 3 PERSONS | 173 | 274 | 198 | 141 | 164 | 296 | 162 | 231 | 551 | 141 | 115 | 289 |
| 4 PERSONS | 164 | 330 | 225 | 161 | 190 | 241 | 145 | 184 | 477 | 155 | 139 | 463 |
| 5 PERSONS | 96 | 247 | 148 | 119 | 132 | 216 | 123 | 127 | 278 | 101 | 96 | 323 |
| 6 PERSONS | 65 | 137 | 82 | 57 | 85 | 129 | 60 | 86 | 162 | 82 | 61 | 192 |
| 7 PERSONS | 22 | 72 | 39 | 15 | 27 | 58 | 21 | 21 | 60 | 33 | 20 | 102 |
| 8 PERSONS OR MORE | 16 | 68 | 26 | 12 | 22 | 47 | 19 | 18 | 48 | 44 | 27 | 51 |
| MEDIAN: ALL OCCUPIED | 2.6 | 3.6 | 2.9 | 2.7 | 3.1 | 2.6 | 2.9 | 2.8 | 2.9 | 3.1 | 3.1 | 4.1 |
| OWNER | 2.8 | 3.5 | 3.0 | 2.8 | 3.3 | 3.1 | 3.1 | 2.8 | 3.1 | 3.1 | 3.3 | 4.1 |
| RENTER | ... | 3.7 | 2.8 | 3.1 | 3.3 | 2.4 | 2.9 | ... | 2.6 | ... | 3.5 | 3.5 |
| PERSONS PER ROOM | | | | | | | | | | | | |
| 1.00 OR LESS | 973 | 1 460 | 1 154 | 897 | 897 | 1 755 | 856 | 1 163 | 2 561 | 867 | 716 | 1 457 |
| 1.01 OR MORE | 48 | 208 | 104 | 54 | 133 | 132 | 66 | 22 | 162 | 87 | 54 | 261 |
| YEAR MOVED INTO UNIT | | | | | | | | | | | | |
| OWNER OCCUPIED | 853 | 1 284 | 905 | 635 | 809 | 1 244 | 714 | 1 114 | 1 916 | 777 | 569 | 1 515 |
| 1958 TO MARCH 1960 | 65 | 266 | 121 | 83 | 202 | 200 | 124 | 124 | 355 | 149 | 85 | 298 |
| 1954 TO 1957 | 120 | 551 | 172 | 192 | 256 | 228 | 147 | 230 | 443 | 151 | 111 | 748 |
| 1940 TO 1953 | 340 | 341 | 397 | 270 | 296 | 517 | 270 | 510 | 717 | 335 | 239 | 429 |
| 1939 OR EARLIER | 328 | 126 | 215 | 90 | 55 | 299 | 173 | 250 | 401 | 142 | 134 | 46 |
| RENTER OCCUPIED | 168 | 384 | 353 | 316 | 221 | 643 | 208 | 71 | 807 | 177 | 201 | 203 |
| 1958 TO MARCH 1960 | 80 | 288 | 221 | 197 | 166 | 370 | 142 | 43 | 577 | 104 | 103 | 136 |
| 1954 TO 1957 | 42 | 70 | 72 | 57 | 37 | 148 | 38 | 22 | 144 | 21 | 39 | 42 |
| 1940 TO 1953 | 30 | 21 | 48 | 38 | 14 | 113 | 14 | 6 | 77 | 52 | 51 | 13 |
| 1939 OR EARLIER | 16 | 5 | 12 | 24 | 4 | 12 | 14 | ... | 9 | ... | 8 | 12 |
| VALUE | | | | | | | | | | | | |
| OWNER OCCUPIED | 807 | 1 201 | 823 | 576 | 754 | 1 094 | 624 | 1 098 | 1 753 | 708 | 540 | 1 504 |
| LESS THAN \$5,000 | 250 | 35 | 149 | 27 | 4 | 187 | 39 | ... | 19 | 59 | 33 | 20 |
| \$5,000 TO \$9,900 | 300 | 250 | 463 | 184 | 233 | 495 | 266 | 60 | 236 | 331 | 222 | 139 |
| \$10,000 TO \$14,900 | 146 | 257 | 170 | 213 | 295 | 255 | 184 | 266 | 679 | 175 | 199 | 1 062 |
| \$15,000 TO \$19,900 | 91 | 377 | 33 | 94 | 108 | 75 | 96 | 296 | 527 | 83 | 53 | 263 |
| \$20,000 TO \$24,900 | 12 | 124 | 4 | 26 | 56 | 49 | 27 | 173 | 154 | 48 | 29 | 16 |
| \$25,000 OR MORE | 8 | 158 | 4 | 32 | 58 | 33 | 12 | 303 | 138 | 12 | 4 | 4 |
| MEDIAN DOLLARS | 7 600 | 15 600 | 7 900 | 11 600 | 11 600 | 8 400 | 10 200 | 18 300 | 14 600 | 9 500 | 10 300 | 12 900 |
| GROSS RENT | | | | | | | | | | | | |
| RENTER OCCUPIED | 168 | 384 | 353 | 316 | 221 | 643 | 208 | 71 | 807 | 177 | 201 | 203 |
| LESS THAN \$20 | 3 | ... | ... | ... | ... | ... | ... | ... | ... | ... | ... | ... |
| \$20 TO \$39 | 26 | 4 | 8 | 24 | 5 | 39 | 27 | ... | 13 | 6 | 4 | ... |
| \$40 TO \$59 | 76 | 8 | 80 | 49 | 31 | 154 | 33 | 3 | 52 | 45 | 28 | 17 |
| \$60 TO \$79 | 22 | 53 | 161 | 120 | 116 | 178 | 78 | 3 | 159 | 88 | 57 | 44 |
| \$80 TO \$99 | 10 | 136 | 64 | 63 | 37 | 86 | 27 | 13 | 203 | 20 | 54 | 45 |
| \$100 TO \$119 | ... | 12 | 28 | 14 | 57 | 25 | 26 | 189 | 9 | 30 | 50 | ... |
| \$120 OR MORE | ... | 84 | ... | 10 | ... | 33 | 9 | 26 | 157 | ... | 8 | 34 |
| NO CASH RENT | 31 | 46 | 28 | 22 | 18 | 96 | 9 | ... | 34 | 9 | 20 | 13 |
| MEDIAN DOLLARS | ... | 94 | 68 | 70 | 71 | 66 | ... | ... | 95 | ... | ... | ... |
| CONTRACT RENT | | | | | | | | | | | | |
| RENTER OCCUPIED | 137 | 338 | 325 | 294 | 203 | 547 | 199 | 71 | 773 | 168 | 181 | 190 |
| MEDIAN DOLLARS | ... | 68 | 55 | 59 | 55 | 53 | ... | ... | 81 | ... | ... | ... |

Table 26.—OCCUPANCY AND FINANCIAL CHARACTERISTICS, YEAR BUILT, AND HEATING EQUIPMENT, FOR PLACES OF 2,500 TO 10,000 INHABITANTS: 1960—Con.

[Some data based on sample; median not shown where base is insufficient; see text. "U" denotes an unincorporated place. Plus (+) or minus (-) after number indicates median above or below that number]

Year Structure Built
Heating Equipment
Population
Persons
Persons per Room

Year Moved into
Unit
Value
Gross Rent
Contract Rent

| SUBJECT | ROCHESTER | ROGERS CITY | ROMEO | ROOSEVELT PARK | ST CLAIR | ST IGNACE | ST JOHNS | ST LOUIS | SOUTH HAVEN | SOUTH MONROE (U) | SPARTA | SPRINGFIELD |
|---|-----------|-------------|--------|----------------|----------|-----------|----------|----------|-------------|------------------|--------|-------------|
| ALL HOUSING UNITS | 1 796 | 1 313 | 1 046 | 712 | 1 531 | 1 228 | 1 826 | 1 195 | 3 044 | 850 | 872 | 1 359 |
| YEAR STRUCTURE BUILT | | | | | | | | | | | | |
| 1958 TO MARCH 1960 | 311 | 151 | 54 | 263 | 89 | 155 | 164 | 92 | 135 | 50 | 87 | 319 |
| 1950 TO 1954 | 170 | 83 | 93 | 84 | 114 | 151 | 116 | 59 | 145 | 165 | 81 | 238 |
| 1940 TO 1949 | 155 | 227 | 93 | 240 | 165 | 336 | 143 | 115 | 269 | 248 | 98 | 275 |
| 1939 OR EARLIER | 1 160 | 852 | 806 | 125 | 1 163 | 586 | 1 403 | 929 | 2 495 | 387 | 606 | 527 |
| HEATING EQUIPMENT | | | | | | | | | | | | |
| STEAM OR HOT WATER | 444 | 171 | 146 | 34 | 394 | 150 | 305 | 99 | 339 | 62 | 54 | 43 |
| WARM AIR FURNACE | 1 094 | 993 | 616 | 629 | 834 | 386 | 1 148 | 615 | 1 675 | 600 | 615 | 860 |
| BUILT-IN ROOM UNITS | 95 | 12 | 28 | 28 | 103 | 81 | 111 | 136 | 109 | 41 | 65 | 162 |
| OTHER MEANS WITH FLUE | 150 | 137 | 239 | 21 | 184 | 568 | 255 | 331 | 648 | 139 | 138 | 294 |
| OTHER MEANS WITHOUT FLUE | 4 | ... | 17 | ... | 16 | 43 | ... | 14 | 100 | 8 | ... | ... |
| NONE | 9 | ... | ... | ... | ... | ... | ... | ... | 173 | ... | ... | ... |
| POPULATION | | | | | | | | | | | | |
| POPULATION IN HOUSING UNITS: 1960 | 5 413 | 4 483 | 3 217 | 2 578 | 4 531 | 3 273 | 5 555 | 3 755 | 6 114 | 2 822 | 2 730 | 4 469 |
| PER OCCUPIED UNIT | 3.2 | 3.6 | 3.3 | 3.7 | 3.3 | 3.6 | 3.2 | 3.4 | 3.1 | 3.4 | 3.3 | 3.5 |
| OWNER | 3.3 | 3.7 | 3.4 | 3.8 | 3.4 | 3.7 | 3.4 | 3.4 | 3.2 | 3.4 | 3.4 | 3.5 |
| RENTER | 2.8 | 3.2 | 3.1 | ... | 2.9 | 3.1 | 2.8 | 3.3 | 2.9 | 3.6 | 2.9 | 3.4 |
| ALL OCCUPIED UNITS | 1 709 | 1 250 | 972 | 689 | 1 380 | 921 | 1 713 | 1 110 | 1 996 | 826 | 830 | 1 291 |
| PERSONS | | | | | | | | | | | | |
| 1 PERSON | 255 | 151 | 163 | 35 | 197 | 131 | 263 | 154 | 390 | 71 | 114 | 112 |
| 2 PERSONS | 481 | 305 | 253 | 145 | 439 | 236 | 474 | 292 | 588 | 253 | 230 | 326 |
| 3 PERSONS | 320 | 211 | 162 | 124 | 191 | 147 | 289 | 196 | 313 | 148 | 131 | 255 |
| 4 PERSONS | 303 | 202 | 151 | 180 | 210 | 145 | 306 | 170 | 308 | 151 | 162 | 274 |
| 5 PERSONS | 194 | 174 | 115 | 124 | 165 | 98 | 183 | 144 | 185 | 100 | 99 | 184 |
| 6 PERSONS | 93 | 112 | 60 | 48 | 90 | 78 | 116 | 89 | 117 | 52 | 59 | 89 |
| 7 PERSONS | 35 | 50 | 38 | 23 | 55 | 45 | 49 | 39 | 54 | 32 | 23 | 32 |
| 8 PERSONS OR MORE | 28 | 45 | 30 | 10 | 33 | 41 | 33 | 26 | 41 | 19 | 12 | 19 |
| MEDIAN: | | | | | | | | | | | | |
| ALL OCCUPIED | 2.9 | 3.3 | 2.9 | 3.7 | 2.8 | 3.1 | 2.9 | 3.1 | 2.6 | 3.1 | 3.0 | 3.3 |
| OWNER | 2.9 | 3.3 | 3.1 | 3.4 | 2.9 | 3.2 | 2.9 | 3.2 | 2.6 | 3.2 | 3.4 | 3.2 |
| RENTER | 2.4 | 2.9 | 3.0 | ... | 2.5 | 3.0 | 2.7 | 3.7 | 2.2 | ... | ... | 3.4 |
| PERSONS PER ROOM | | | | | | | | | | | | |
| 1.00 OR LESS | 1 618 | 1 102 | 903 | 625 | 1 297 | 785 | 1 633 | 1 007 | 1 852 | 730 | 789 | 1 116 |
| 1.01 OR MORE | 91 | 148 | 69 | 64 | 83 | 136 | 80 | 103 | 144 | 96 | 41 | 175 |
| YEAR MOVED INTO UNIT | | | | | | | | | | | | |
| OWNER OCCUPIED | 1 244 | 981 | 677 | 653 | 1 074 | 643 | 1 351 | 804 | 1 317 | 646 | 675 | 1 040 |
| 1958 TO MARCH 1960 | 213 | 127 | 105 | 204 | 145 | 114 | 204 | 116 | 180 | 46 | 91 | 342 |
| 1954 TO 1957 | 253 | 213 | 148 | 213 | 235 | 131 | 338 | 200 | 336 | 107 | 153 | 228 |
| 1940 TO 1953 | 496 | 401 | 260 | 207 | 423 | 236 | 540 | 349 | 461 | 396 | 282 | 350 |
| 1939 OR EARLIER | 282 | 240 | 164 | 29 | 271 | 162 | 269 | 139 | 340 | 97 | 149 | 120 |
| RENTER OCCUPIED | 465 | 269 | 295 | 36 | 306 | 278 | 362 | 306 | 679 | 180 | 155 | 251 |
| 1958 TO MARCH 1960 | 282 | 180 | 165 | 32 | 187 | 182 | 217 | 231 | 428 | 96 | 82 | 166 |
| 1954 TO 1957 | 83 | 64 | 69 | 4 | 62 | 40 | 80 | 37 | 117 | 43 | 40 | 51 |
| 1940 TO 1953 | 82 | 21 | 37 | ... | 38 | 36 | 57 | 38 | 118 | 32 | 33 | 34 |
| 1939 OR EARLIER | 18 | 4 | 24 | ... | 19 | 20 | 8 | ... | 16 | 9 | ... | ... |
| VALUE | | | | | | | | | | | | |
| OWNER OCCUPIED | 1 198 | 896 | 621 | 629 | 1 041 | 518 | 1 255 | 724 | 1 145 | 625 | 637 | 922 |
| LESS THAN \$5,000 | 44 | 47 | 32 | ... | 90 | 58 | 69 | 165 | 84 | 72 | 64 | 69 |
| \$5,000 TO \$9,900 | 247 | 292 | 177 | 40 | 406 | 212 | 526 | 331 | 419 | 167 | 287 | 350 |
| \$10,000 TO \$14,900 | 422 | 355 | 288 | 313 | 317 | 136 | 408 | 172 | 411 | 185 | 177 | 354 |
| \$15,000 TO \$19,900 | 377 | 135 | 60 | 212 | 115 | 83 | 174 | 39 | 123 | 117 | 81 | 125 |
| \$20,000 TO \$24,900 | 68 | 51 | 40 | 60 | 41 | 20 | 58 | 9 | 48 | 44 | 8 | 16 |
| \$25,000 OR MORE | 40 | 16 | 24 | 4 | 72 | 9 | 20 | 8 | 60 | 40 | 20 | 8 |
| MEDIAN DOLLARS | 13 500 | 11 200 | 11 500 | 14 200 | 10 300 | 9 700 | 10 300 | 7 900 | 10 700 | 11 900 | 9 500 | 10 400 |
| GROSS RENT | | | | | | | | | | | | |
| RENTER OCCUPIED | 465 | 269 | 295 | 36 | 306 | 278 | 362 | 306 | 679 | 180 | 155 | 251 |
| LESS THAN \$20 | ... | ... | ... | ... | ... | ... | 4 | ... | ... | ... | ... | 8 |
| \$20 TO \$39 | 4 | 9 | 8 | 12 | 8 | 32 | 22 | 10 | 28 | 13 | 14 | 4 |
| \$40 TO \$59 | 43 | 62 | 28 | 4 | 22 | 64 | 93 | 72 | 211 | 26 | 5 | 72 |
| \$60 TO \$79 | 112 | 111 | 109 | 4 | 135 | 59 | 112 | 95 | 245 | 44 | 45 | 80 |
| \$80 TO \$99 | 141 | 62 | 85 | 4 | 55 | 64 | 72 | 77 | 93 | 64 | 53 | 67 |
| \$100 TO \$119 | 73 | 4 | 20 | 4 | 24 | 19 | 16 | 16 | 57 | 13 | 23 | 20 |
| \$120 OR MORE | 62 | 4 | 4 | 4 | 28 | ... | 13 | 6 | 4 | 8 | 5 | ... |
| NO CASH RENT | 30 | 17 | 41 | 4 | 34 | 40 | 30 | 30 | 41 | 12 | 10 | ... |
| MEDIAN DOLLARS | 89 | 68 | 76 | ... | 76 | 67 | 69 | 69 | 65 | ... | ... | 67 |
| CONTRACT RENT | | | | | | | | | | | | |
| RENTER OCCUPIED | 435 | 252 | 254 | 32 | 272 | 238 | 332 | 276 | 638 | 168 | 145 | 251 |
| MEDIAN DOLLARS | 71 | 51 | 55 | ... | 59 | 45 | 57 | 56 | 50 | ... | ... | 49 |

Table 26.—OCCUPANCY AND FINANCIAL CHARACTERISTICS, YEAR BUILT, AND HEATING EQUIPMENT, FOR PLACES OF 2,500 TO 10,000 INHABITANTS: 1960—CON.

[Some data based on sample; median not shown where base is insufficient; see text. "U" denotes an unincorporated place. Plus (+) or minus (-) after number indicates median above or below that number]

Year Structure Built
Heating Equipment
Population
Persons
Persons per Room
Year Moved into
Unit
Value
Gross Rent
Contract Rent

| SUBJECT | SPRINGFIELD PLACE (U) | STURGIS | SWARTZ CREEK | TECUMSEH | THREE RIVERS | VASSAR | WAKE-FIELD | WALLED LAKE | WHITE-HALL | WHITE LAKE-SEVEN HARBORS (U) | WOLF LAKE (U) | ZEELAND |
|---|-----------------------|---------|--------------|----------|--------------|--------|------------|-------------|------------|------------------------------|---------------|---------|
| ALL HOUSING UNITS | 1 542 | 3 106 | 861 | 2 103 | 2 457 | 858 | 1 041 | 1 041 | 894 | 1 393 | 706 | 1 234 |
| YEAR STRUCTURE BUILT | | | | | | | | | | | | |
| 1955 TO MARCH 1960 | 172 | 334 | 380 | 396 | 145 | 53 | 41 | 283 | 160 | 213 | 119 | 44 |
| 1950 TO 1954 | 216 | 298 | 63 | 357 | 76 | 48 | 41 | 238 | 88 | 205 | 126 | 48 |
| 1940 TO 1949 | 713 | 264 | 110 | 357 | 137 | 78 | 113 | 188 | 114 | 348 | 213 | 150 |
| 1939 OR EARLIER | 441 | 2 210 | 308 | 993 | 2 099 | 679 | 846 | 332 | 532 | 627 | 248 | 992 |
| HEATING EQUIPMENT | | | | | | | | | | | | |
| STEAM OR HOT WATER | 39 | 386 | 60 | 121 | 318 | 153 | 132 | 101 | 131 | 66 | 25 | 128 |
| WARM AIR FURNACE | 1 418 | 2 377 | 722 | 1 546 | 1 759 | 333 | 560 | 557 | 498 | 541 | 248 | 989 |
| BUILT-IN ROOM UNITS | 49 | 130 | 13 | 107 | 56 | 87 | 23 | 142 | 37 | 146 | 73 | 8 |
| OTHER MEANS WITH FLUE | 28 | 205 | 58 | 325 | 286 | 285 | 238 | 215 | 213 | 618 | 351 | 101 |
| OTHER MEANS WITHOUT FLUE | 8 | 8 | 8 | 4 | 38 | .. | 88 | 4 | 3 | .. | 5 | 8 |
| NONE | .. | .. | .. | .. | .. | .. | .. | 22 | 12 | 22 | 4 | .. |
| POPULATION | | | | | | | | | | | | |
| POPULATION IN HOUSING UNITS, 1960 | 5 107 | 8 855 | 3 001 | 7 010 | 7 075 | 2 639 | 3 099 | 3 537 | 2 590 | 2 748 | 2 517 | 3 656 |
| PER OCCUPIED UNIT | 3.4 | 3.1 | 3.8 | 3.5 | 3.0 | 3.3 | 3.3 | 3.8 | 3.3 | 3.6 | 4.0 | 3.1 |
| OWNER | 3.4 | 3.1 | 3.8 | 3.6 | 3.1 | 3.3 | 3.2 | 4.0 | 3.4 | 3.6 | 4.0 | 3.2 |
| RENTER | 3.1 | 2.9 | 3.6 | 3.2 | 2.8 | 3.4 | 3.4 | 3.4 | 3.0 | 3.6 | 4.0 | 2.6 |
| ALL OCCUPIED UNITS | 1 507 | 2 887 | 793 | 1 999 | 2 322 | 788 | 949 | 919 | 775 | 761 | 624 | 1 178 |
| PERSONS | | | | | | | | | | | | |
| 1 PERSON | 110 | 454 | 42 | 205 | 399 | 103 | 149 | 55 | 90 | 53 | 39 | 192 |
| 2 PERSONS | 422 | 857 | 182 | 490 | 709 | 224 | 262 | 197 | 205 | 225 | 125 | 360 |
| 3 PERSONS | 296 | 545 | 140 | 338 | 399 | 133 | 157 | 163 | 137 | 154 | 108 | 188 |
| 4 PERSONS | 346 | 502 | 182 | 432 | 369 | 142 | 153 | 196 | 168 | 128 | 131 | 199 |
| 5 PERSONS | 206 | 298 | 132 | 275 | 246 | 88 | 119 | 151 | 98 | 105 | 86 | 121 |
| 6 PERSONS | 74 | 120 | 65 | 164 | 122 | 57 | 58 | 96 | 42 | 56 | 63 | 71 |
| 7 PERSONS | 35 | 75 | 29 | 57 | 44 | 16 | 27 | 33 | 21 | 29 | 39 | 28 |
| 8 PERSONS OR MORE | 18 | 36 | 21 | 36 | 34 | 25 | 24 | 28 | 14 | 31 | 33 | 19 |
| MEDIAN | .. | .. | .. | .. | .. | .. | .. | .. | .. | .. | .. | .. |
| ALL OCCUPIED | 3.2 | 2.7 | 3.7 | 3.4 | 2.6 | 3.0 | 2.9 | 3.7 | 3.2 | 3.3 | 3.8 | 2.7 |
| OWNER | 3.3 | 2.7 | 4.0 | 3.4 | 2.9 | 3.4 | 3.1 | 3.7 | 3.6 | 3.1 | 3.8 | 2.9 |
| RENTER | .. | 2.7 | .. | 3.0 | 2.3 | .. | .. | 3.2 | .. | .. | .. | 2.2 |
| PERSONS PER ROOM | | | | | | | | | | | | |
| 1.00 OR LESS | 1 386 | 2 742 | 715 | 1 840 | 2 238 | 729 | 863 | 773 | 727 | 664 | 490 | 1 141 |
| 1.01 OR MORE | 121 | 145 | 78 | 159 | 84 | 59 | 86 | 146 | 48 | 97 | 134 | 37 |
| YEAR MOVED INTO UNIT | | | | | | | | | | | | |
| OWNER OCCUPIED | 1 374 | 2 127 | 696 | 1 590 | 1 759 | 592 | 783 | 713 | 631 | 656 | 548 | 935 |
| 1958 TO MARCH 1960 | 268 | 381 | 242 | 372 | 282 | 92 | 70 | 174 | 98 | 117 | 102 | 112 |
| 1954 TO 1957 | 403 | 593 | 174 | 405 | 393 | 101 | 127 | 263 | 194 | 234 | 148 | 120 |
| 1940 TO 1953 | 627 | 723 | 201 | 657 | 702 | 272 | 291 | 223 | 211 | 277 | 251 | 395 |
| 1939 OR EARLIER | 76 | 430 | 79 | 156 | 382 | 127 | 295 | 53 | 128 | 28 | 47 | 308 |
| RENTER OCCUPIED | 133 | 760 | 97 | 409 | 563 | 196 | 166 | 206 | 144 | 105 | 76 | 243 |
| 1958 TO MARCH 1960 | 110 | 448 | 63 | 284 | 324 | 108 | 80 | 139 | 98 | 77 | 46 | 147 |
| 1954 TO 1957 | 15 | 184 | 26 | 65 | 112 | 52 | 48 | 60 | 24 | 25 | 15 | 56 |
| 1940 TO 1953 | 4 | 84 | 5 | 60 | 101 | 28 | 34 | 7 | 22 | 3 | 7 | 32 |
| 1939 OR EARLIER | 4 | 44 | 3 | .. | 26 | 8 | .. | .. | .. | .. | 8 | 8 |
| VALUE | | | | | | | | | | | | |
| OWNER OCCUPIED | 1 366 | 2 041 | 680 | 1 476 | 1 679 | 568 | 739 | 688 | 598 | 628 | 540 | 855 |
| LESS THAN \$5,000 | 17 | 109 | 13 | 32 | 152 | 82 | 240 | 16 | 24 | 36 | 98 | 37 |
| \$5,000 TO \$9,900 | 310 | 803 | 112 | 380 | 936 | 265 | 334 | 249 | 184 | 206 | 318 | 369 |
| \$10,000 TO \$14,900 | 747 | 649 | 305 | 630 | 422 | 141 | 121 | 253 | 209 | 246 | 95 | 305 |
| \$15,000 TO \$19,900 | 212 | 275 | 189 | 260 | 94 | 64 | 28 | 138 | 116 | 92 | 21 | 92 |
| \$20,000 TO \$24,900 | 60 | 100 | 41 | 93 | 36 | 12 | 4 | 24 | 29 | 15 | 4 | 28 |
| \$25,000 OR MORE | 20 | 105 | 20 | 81 | 39 | 4 | 12 | 8 | 36 | 33 | 4 | 24 |
| MEDIAN DOLLARS | 12 300 | 10 600 | 14 000 | 12 200 | 8 900 | 8 600 | 6 700 | 11 500 | 11 800 | 11 000 | 7 500 | 10 300 |
| GROSS RENT | | | | | | | | | | | | |
| RENTER OCCUPIED | 133 | 760 | 97 | 409 | 563 | 196 | 166 | 206 | 144 | 105 | 76 | 243 |
| LESS THAN \$20 | .. | .. | .. | .. | .. | 4 | .. | .. | .. | .. | .. | .. |
| \$20 TO \$39 | .. | 35 | .. | 8 | 51 | 4 | .. | .. | 7 | 4 | .. | 24 |
| \$40 TO \$59 | 8 | 128 | 7 | 50 | 111 | 28 | 68 | 14 | 15 | 9 | 6 | 104 |
| \$60 TO \$79 | 15 | 273 | 38 | 169 | 195 | 88 | 58 | 29 | 50 | 18 | 43 | 52 |
| \$80 TO \$99 | 44 | 182 | 8 | 79 | 111 | 40 | 22 | 92 | 26 | 44 | 4 | 28 |
| \$100 TO \$119 | 40 | 79 | 10 | 47 | 52 | 12 | .. | 39 | 20 | 20 | .. | 3 |
| \$120 OR MORE | 22 | 29 | 15 | 24 | 22 | 8 | .. | 15 | 7 | 10 | .. | 3 |
| NO CASH RENT | 4 | 34 | 19 | 32 | 21 | 12 | 14 | 17 | 19 | .. | 23 | 32 |
| MEDIAN DOLLARS | .. | 74 | .. | 76 | 70 | .. | .. | .. | .. | .. | .. | 55 |
| CONTRACT RENT | | | | | | | | | | | | |
| RENTER OCCUPIED | 129 | 726 | 78 | 377 | 542 | 184 | 152 | 189 | 125 | 105 | 53 | 211 |
| MEDIAN DOLLARS | .. | 58 | .. | 61 | 57 | .. | .. | .. | .. | .. | .. | 44 |

Table 27.—SELECTED CHARACTERISTICS OF HOUSING UNITS, FOR PLACES OF 1,000 TO 2,500 INHABITANTS: 1960
[Some data based on sample; average not shown where base is insufficient; see text. "U" denotes an unincorporated place]

Table with columns: PLACE, ALL HOUSING UNITS BY CONDITION AND PLUMBING (TOTAL, SOUND, DETERIORATING, DILAPIDATED), POPULATION IN HOUSING UNITS, OCCUPIED HOUSING UNITS (OWNER OCCUPIED, RENTER OCCUPIED), 1,01 OR MORE PER-SONS PER ROOM, OCCUPIED BY NON-WHITE, AVAILABLE VACANT HOUSING UNITS. Rows list various places like ALMONT, ANCHOR BAY GARDENS (U), ARMADA, etc.

Table 27.—SELECTED CHARACTERISTICS OF HOUSING UNITS, FOR PLACES OF 1,000 TO 2,500 INHABITANTS: 1960—Con. [Some data based on sample; average not shown where base is insufficient; see text. "U" denotes an unincorporated place]

Table with 19 columns: PLACE, ALL HOUSING UNITS BY CONDITION AND PLUMBING (TOTAL, SOUND, DETERIORATING, DILAPIDATED), POPULATION IN HOUSING UNITS, OCCUPIED HOUSING UNITS (OWNER OCCUPIED, RENTER OCCUPIED), 1,01 OR MORE PERSONS PER ROOM, OCCUPIED BY NON-WHITE, AVAIL-ABLE VACANT HOUSING UNITS.

Table 28.—TENURE, VACANCY STATUS, CONDITION AND PLUMBING FACILITIES, AND STRUCTURAL CHARACTERISTICS, FOR COUNTIES OUTSIDE SMSA'S: 1960—Con.

[Some data based on sample; see text. Median not shown where base is less than 200]

Tenure by Color, Vacancy Status, Condition & Plumb. Water Supply, Toilet Facilities, Bathing Facilities, Rooms Units in Structure, Trailer, Year Structure Built, Basement

Table with 12 columns (SUBJECT, CALHOUN, CASS, CHARLE-VOIX, CHEBOYGAN, CHIPPEWA, CLARE, CRAWFORD, DELTA, DICKINSON, EMMET, GLADWIN) and numerous rows detailing housing and structural characteristics.

Table 28.—TENURE, VACANCY STATUS, CONDITION AND PLUMBING FACILITIES, AND STRUCTURAL CHARACTERISTICS, FOR COUNTIES OUTSIDE SMSA'S: 1960—Con.

[Some data based on sample; see text. Median not shown where base is less than 200]

Tenure by Color,
Vacancy Status
Condition & Plumb.
Water Supply
Toilet Facilities
Bathing Facilities
Rooms
Units in Structure
Trailer
Year Structure
Built
Basement

| SUBJECT | GOGEBIC | GRAND TRAVERSE | GRATIOT | HILLSDALE | HOUGHTON | HURON | IONIA | IOSCO | IRON | ISABELLA | KALKASKA |
|---|---------|----------------|---------|-----------|----------|--------|--------|-------|-------|----------|----------|
| ALL HOUSING UNITS. | 9 287 | 12 870 | 11 584 | 12 054 | 13 477 | 13 889 | 13 054 | 8 946 | 7 106 | 10 018 | 3 801 |
| TENURE, COLOR, AND VACANCY STATUS | | | | | | | | | | | |
| OCCUPIED | 7 820 | 9 065 | 10 532 | 10 276 | 10 825 | 9 522 | 11 506 | 4 859 | 5 334 | 8 777 | 1 346 |
| OWNER OCCUPIED | 6 116 | 7 035 | 8 136 | 8 004 | 8 014 | 7 809 | 9 074 | 3 545 | 4 287 | 6 473 | 1 179 |
| WHITE | 6 108 | 7 026 | 8 124 | 8 000 | 8 014 | 7 809 | 9 058 | 3 536 | 4 287 | 6 404 | 1 175 |
| NONWHITE | 8 | 9 | 12 | 4 | *** | *** | 16 | 9 | *** | 69 | 4 |
| RENTER OCCUPIED | 1 704 | 2 030 | 2 396 | 2 272 | 2 811 | 1 713 | 2 432 | 1 314 | 1 047 | 2 304 | 167 |
| WHITE | 1 700 | 2 012 | 2 392 | 2 259 | 2 806 | 1 713 | 2 427 | 1 290 | 1 047 | 2 255 | 167 |
| NONWHITE | 4 | 18 | 4 | 13 | 5 | *** | 5 | 24 | *** | 49 | *** |
| VACANT | 1 467 | 3 805 | 1 052 | 1 778 | 2 652 | 4 367 | 1 548 | 4 087 | 1 772 | 1 241 | 2 455 |
| YEAR ROUND | 526 | 797 | 782 | 821 | 1 030 | 2 024 | 842 | 860 | 746 | 692 | 336 |
| SOUND OR DETERIORATING | 428 | 685 | 622 | 675 | 875 | 1 820 | 651 | 822 | 655 | 548 | 285 |
| AVAILABLE | 229 | 290 | 271 | 242 | 318 | 593 | 335 | 247 | 219 | 280 | 73 |
| FOR SALE ONLY | 97 | 99 | 105 | 84 | 123 | 116 | 127 | 89 | 42 | 102 | 49 |
| FOR RENT | 132 | 191 | 166 | 158 | 195 | 477 | 208 | 158 | 177 | 178 | 24 |
| RENTED OR SOLD, AWAITING OCCUPANCY | 17 | 68 | 71 | 27 | 36 | 45 | 38 | 18 | 5 | 35 | 8 |
| HELD FOR OCCASIONAL USE | 31 | 169 | 42 | 169 | 97 | 918 | 56 | 452 | 293 | 45 | 33 |
| HELD FOR OTHER REASONS | 151 | 158 | 238 | 237 | 424 | 264 | 222 | 105 | 138 | 188 | 171 |
| DILAPIDATED | 98 | 112 | 160 | 146 | 155 | 204 | 191 | 38 | 91 | 144 | 51 |
| SEASONAL | 941 | 3 008 | 270 | 957 | 1 622 | 2 343 | 706 | 3 227 | 1 026 | 549 | 2 119 |
| CONDITION AND PLUMBING | | | | | | | | | | | |
| ALL UNITS | 9 287 | 12 870 | 11 584 | 12 054 | 13 477 | 13 889 | 13 054 | 8 946 | 7 106 | 10 018 | 3 801 |
| SOUND | 7 528 | 10 438 | 8 708 | 8 629 | 10 407 | 11 107 | 9 714 | 7 821 | 5 296 | 7 937 | 3 124 |
| WITH ALL PLUMBING FACILITIES | 6 119 | 8 913 | 7 903 | 7 412 | 7 400 | 9 460 | 8 725 | 6 248 | 4 351 | 6 772 | 1 517 |
| LACKING ONLY HOT WATER | 140 | 138 | 85 | 229 | 225 | 158 | 134 | 69 | 69 | 86 | 178 |
| LACKING OTHER PLUMBING FACILITIES | 1 269 | 1 387 | 720 | 988 | 2 782 | 1 272 | 831 | 1 439 | 876 | 1 079 | 1 429 |
| DETERIORATING | 1 387 | 1 860 | 2 296 | 2 750 | 2 580 | 2 096 | 2 533 | 925 | 1 519 | 1 556 | 507 |
| WITH ALL PLUMBING FACILITIES | 366 | 1 105 | 1 279 | 1 736 | 1 218 | 1 166 | 1 533 | 410 | 564 | 820 | 112 |
| LACKING ONLY HOT WATER | 71 | 58 | 60 | 72 | 105 | 113 | 100 | 19 | 53 | 44 | 11 |
| LACKING OTHER PLUMBING FACILITIES | 950 | 697 | 957 | 942 | 1 257 | 817 | 900 | 496 | 902 | 692 | 384 |
| DILAPIDATED | 372 | 572 | 580 | 675 | 490 | 686 | 807 | 200 | 291 | 525 | 170 |
| VACANT AVAILABLE FOR SALE | 97 | 99 | 105 | 84 | 123 | 116 | 127 | 89 | 42 | 102 | 49 |
| WITH ALL PLUMBING FACILITIES | 41 | 87 | 68 | 56 | 66 | 76 | 96 | 74 | 24 | 73 | 27 |
| VACANT AVAILABLE FOR RENT | 132 | 191 | 166 | 158 | 195 | 477 | 208 | 158 | 177 | 178 | 24 |
| WITH ALL PLUMBING FACILITIES | 62 | 146 | 94 | 89 | 90 | 333 | 145 | 140 | 122 | 119 | 17 |
| ALL HOUSING UNITS. | 9 287 | 12 870 | 11 584 | 12 054 | 13 477 | 13 889 | 13 054 | 8 946 | 7 106 | 10 018 | 3 801 |
| WATER SUPPLY | | | | | | | | | | | |
| HOT AND COLD PIPED WATER INSIDE STRUCTURE | 7 128 | 10 620 | 9 939 | 9 842 | 9 913 | 11 309 | 11 012 | 6 857 | 5 349 | 8 208 | 1 740 |
| ONLY COLD PIPED WATER INSIDE STRUCTURE | 1 110 | 1 013 | 803 | 1 179 | 2 714 | 1 196 | 1 114 | 1 047 | 883 | 719 | 687 |
| PIPED WATER OUTSIDE STRUCTURE | 29 | 373 | 78 | 155 | 77 | 136 | 113 | 261 | 100 | 74 | 33 |
| NO PIPED WATER | 1 020 | 864 | 764 | 878 | 773 | 1 248 | 815 | 781 | 774 | 1 017 | 1 341 |
| TOILET FACILITIES | | | | | | | | | | | |
| FLUSH TOILET, EXCLUSIVE USE | 7 716 | 10 870 | 9 876 | 10 147 | 11 163 | 11 771 | 11 241 | 7 458 | 5 812 | 8 215 | 2 046 |
| FLUSH TOILET, SHARED | 161 | 250 | 142 | 166 | 203 | 99 | 184 | 12 | 74 | 198 | 47 |
| OTHER TOILET FACILITIES OR NONE | 1 410 | 1 750 | 1 566 | 1 741 | 2 111 | 2 019 | 1 629 | 1 476 | 1 220 | 1 605 | 1 708 |
| BATHING FACILITIES | | | | | | | | | | | |
| BATHTUB OR SHOWER, EXCLUSIVE USE | 6 756 | 10 433 | 9 578 | 9 718 | 9 105 | 11 370 | 10 776 | 6 872 | 5 108 | 7 828 | 1 843 |
| BATHTUB OR SHOWER, SHARED | 153 | 245 | 134 | 175 | 214 | 117 | 182 | 12 | 70 | 202 | 47 |
| NO BATHTUB OR SHOWER | 2 378 | 2 192 | 1 872 | 2 161 | 4 158 | 2 402 | 2 096 | 2 062 | 1 928 | 1 988 | 1 911 |
| ROOMS | | | | | | | | | | | |
| 1 ROOM | 470 | 795 | 127 | 171 | 247 | 205 | 110 | 232 | 367 | 218 | 232 |
| 2 ROOMS | 383 | 786 | 236 | 230 | 554 | 498 | 328 | 518 | 465 | 322 | 538 |
| 3 ROOMS | 677 | 1 355 | 726 | 811 | 1 145 | 679 | 780 | 1 521 | 648 | 1 108 | 823 |
| 4 ROOMS | 1 770 | 2 355 | 1 359 | 1 345 | 1 779 | 2 187 | 1 629 | 2 529 | 1 348 | 1 676 | 772 |
| 5 ROOMS | 2 347 | 2 624 | 2 066 | 1 901 | 2 707 | 2 640 | 2 501 | 1 933 | 1 553 | 1 722 | 519 |
| 6 ROOMS | 1 977 | 2 167 | 2 883 | 2 468 | 3 627 | 2 649 | 2 664 | 1 054 | 1 318 | 1 943 | 354 |
| 7 ROOMS | 1 999 | 1 434 | 2 107 | 2 364 | 1 701 | 2 485 | 2 368 | 598 | 822 | 1 469 | 244 |
| 8 ROOMS OR MORE | 644 | 1 354 | 2 080 | 2 764 | 1 717 | 2 546 | 2 674 | 561 | 585 | 1 560 | 319 |
| MEDIAN | | | | | | | | | | | |
| ALL UNITS | 5.1 | 4.9 | 5.9 | 6.1 | 5.6 | 5.8 | 5.9 | 4.4 | 5.0 | 5.5 | 3.9 |
| OWNER OCCUPIED | 5.4 | 5.7 | 6.1 | 6.4 | 6.0 | 6.2 | 6.2 | 5.3 | 5.6 | 5.9 | 5.4 |
| RENTER OCCUPIED | 4.4 | 4.4 | 5.4 | 5.3 | 4.6 | 5.7 | 5.3 | 4.2 | 4.7 | 4.5 | *** |
| UNITS IN STRUCTURE | | | | | | | | | | | |
| 1 | 8 251 | 11 389 | 10 548 | 11 153 | 11 477 | 13 252 | 11 921 | 8 468 | 6 333 | 8 455 | 3 675 |
| 2 | 485 | 606 | 442 | 293 | 907 | 286 | 472 | 150 | 570 | 560 | 36 |
| 3 AND 4 | 282 | 337 | 198 | 232 | 523 | 100 | 253 | 46 | 83 | 305 | 10 |
| 5 TO 9 | 116 | 101 | 84 | 69 | 311 | 31 | 91 | 61 | 37 | 89 | 20 |
| 10 OR MORE | 109 | 181 | 9 | 35 | 126 | 43 | 10 | *** | 51 | 267 | 10 |
| TRAILER: ON PERMANENT FOUNDATION | 4 | 29 | 64 | 28 | 12 | 24 | 42 | 26 | 4 | 73 | 8 |
| MOBILE | 40 | 227 | 239 | 244 | 121 | 153 | 265 | 195 | 28 | 269 | 42 |
| YEAR STRUCTURE BUILT | | | | | | | | | | | |
| 1959 TO MARCH 1960 | 98 | 245 | 208 | 198 | 109 | 258 | 179 | 435 | 149 | 285 | 136 |
| 1955 TO 1958 | 431 | 1 344 | 824 | 862 | 398 | 1 524 | 767 | 1 890 | 504 | 1 223 | 918 |
| 1950 TO 1954 | 518 | 1 944 | 791 | 830 | 517 | 1 597 | 882 | 1 708 | 658 | 1 038 | 758 |
| 1940 TO 1949 | 936 | 2 547 | 987 | 957 | 776 | 2 101 | 1 088 | 2 128 | 988 | 1 140 | 718 |
| 1930 TO 1939 | 803 | 1 277 | 842 | 647 | 517 | 1 149 | 839 | 885 | 683 | 931 | 312 |
| 1929 OR EARLIER | 6 501 | 5 513 | 7 932 | 8 560 | 11 160 | 7 260 | 9 299 | 1 900 | 4 124 | 5 401 | 959 |
| BASEMENT | | | | | | | | | | | |
| BASEMENT | 6 238 | 7 108 | 7 562 | 9 789 | 10 941 | 7 971 | 10 532 | 2 297 | 4 839 | 6 415 | 1 044 |
| CONCRETE SLAB | 70 | 2 795 | 1 044 | 984 | 362 | 2 096 | 923 | 2 815 | 304 | 1 170 | 1 313 |
| OTHER | 2 979 | 2 967 | 2 978 | 1 281 | 2 174 | 3 822 | 1 599 | 3 834 | 1 963 | 2 433 | 1 444 |

Table 28.—TENURE, VACANCY STATUS, CONDITION AND PLUMBING FACILITIES, AND STRUCTURAL CHARACTERISTICS, FOR COUNTIES OUTSIDE SMSA'S: 1960—Con.

[Some data based on sample; see text. Median not shown where base is less than 200]

Tenure by Color, Vacancy Status Condition & Plumb. Water Supply Toilet Facilities Bathing Facilities

Rooms Units in Structure Trailer Year Structure Built Basement

Table with columns: SUBJECT, OTSEGO, OTTAWA, PRESQUE ISLE, ROS-COMMON, ST CLAIR, ST JOSEPH, SANILAC, SCHOOL-CRAFT, SHIA-WASSEE, TUSCOLA, VAN BUREN, WEXFORD. Rows include categories like ALL HOUSING UNITS, TENURE, COLOR, AND VACANCY STATUS, CONDITION AND PLUMBING, WATER SUPPLY, TOILET FACILITIES, BATHING FACILITIES, ROOMS, UNITS IN STRUCTURE, YEAR STRUCTURE BUILT, and BASEMENT.

Table 29.—OCCUPANCY CHARACTERISTICS, HEATING EQUIPMENT, AND TYPE OF FUEL, FOR COUNTIES OUTSIDE SMSA'S: 1960—CON.

[Based on sample; see text. Median not shown where base is less than 200]

Heating Equipment
Population
Persons
Persons per
Room
Year Moved into
Unit
Heating Fuel
Water Heating Fuel
Cooking Fuel

| SUBJECT | CALHOUN | CASS | CHARLE- VOIX | CHEBOYGAN | CHIPPEWA | CLARE | CRAWFORD | DELTA | DICKINSON | EMMET | GLADWIN |
|--|---------|--------|-----------------|-----------|----------|--------|----------|--------|-----------|--------|---------|
| ALL HOUSING UNITS | 44 005 | 14 762 | 6 832 | 7 560 | 12 263 | 8 033 | 2 388 | 11 917 | 8 702 | 7 951 | 6 841 |
| HEATING EQUIPMENT | | | | | | | | | | | |
| STEAM OR HOT WATER | 2 964 | 436 | 466 | 373 | 1 455 | 127 | 97 | 1 469 | 856 | 587 | 163 |
| WARM AIR FURNACE | 33 033 | 7 316 | 2 181 | 1 336 | 4 491 | 1 428 | 629 | 5 338 | 5 427 | 2 779 | 1 134 |
| FLOOR, WALL, OR PIPELESS FURNACE | 1 395 | 713 | 224 | 301 | 513 | 567 | 149 | 335 | 121 | 493 | 325 |
| BUILT-IN ELECTRIC UNITS | 86 | 158 | 28 | 30 | 61 | 22 | 8 | 8 | 8 | 103 | 8 |
| OTHER MEANS WITH FLUE | 6 236 | 5 661 | 3 605 | 5 356 | 5 344 | 5 589 | 1 513 | 4 580 | 2 177 | 3 872 | 4 900 |
| OTHER MEANS WITHOUT FLUE | 182 | 232 | 81 | 41 | 292 | 149 | 99 | 79 | 21 | 86 | 110 |
| NONE | 109 | 246 | 247 | 123 | 107 | 151 | 99 | 108 | 100 | 31 | 201 |
| POPULATION | | | | | | | | | | | |
| POPULATION IN HOUSING UNITS, 1960 | 134 515 | 36 938 | 12 962 | 14 649 | 31 551 | 11 925 | 4 528 | 34 313 | 23 968 | 15 652 | 10 568 |
| PER OCCUPIED UNIT | 3.3 | 3.4 | 3.2 | 3.6 | 3.5 | 3.4 | 3.2 | 3.5 | 3.2 | 3.5 | 3.4 |
| OWNER | 3.4 | 3.4 | 3.3 | 3.7 | 3.7 | 3.5 | 3.2 | 3.6 | 3.2 | 3.4 | 3.4 |
| RENTER | 3.1 | 3.7 | 3.0 | 3.1 | 3.2 | 3.1 | 3.2 | 3.1 | 3.1 | 3.2 | 3.5 |
| POPULATION IN DWELLING UNITS, 1950 | 112 208 | 28 004 | 13 400 | 13 537 | 28 468 | 10 202 | 4 127 | 32 442 | 24 704 | 16 173 | 9 391 |
| PER OCCUPIED UNIT | 3.2 | 3.2 | 3.4 | 3.5 | 3.6 | 3.5 | 3.3 | 3.5 | 3.3 | 3.4 | 3.6 |
| ALL OCCUPIED UNITS | 41 010 | 10 774 | 3 989 | 4 122 | 8 956 | 3 485 | 1 436 | 9 914 | 7 488 | 4 696 | 3 105 |
| PERSONS | | | | | | | | | | | |
| 1 PERSON | 5 232 | 1 324 | 617 | 547 | 1 179 | 450 | 198 | 1 321 | 1 087 | 770 | 433 |
| 2 PERSONS | 11 794 | 3 097 | 1 195 | 1 167 | 2 166 | 987 | 494 | 2 738 | 2 293 | 1 268 | 890 |
| 3 PERSONS | 7 426 | 1 900 | 650 | 590 | 1 613 | 553 | 268 | 1 557 | 1 306 | 759 | 507 |
| 4 PERSONS | 7 399 | 1 708 | 560 | 658 | 1 493 | 569 | 170 | 1 613 | 1 090 | 773 | 449 |
| 5 PERSONS | 4 802 | 1 207 | 491 | 447 | 1 139 | 407 | 127 | 1 227 | 911 | 507 | 332 |
| 6 PERSONS | 2 470 | 774 | 219 | 280 | 734 | 289 | 93 | 668 | 442 | 297 | 227 |
| 7 PERSONS | 987 | 348 | 135 | 175 | 317 | 115 | 44 | 395 | 199 | 108 | 180 |
| 8 PERSONS OR MORE | 900 | 416 | 122 | 258 | 315 | 115 | 42 | 395 | 160 | 214 | 87 |
| MEDIAN | 3.0 | 3.0 | 2.8 | 3.1 | 3.2 | 3.1 | 2.6 | 3.1 | 2.8 | 2.9 | 3.0 |
| OWNER | 3.1 | 2.9 | 2.8 | 3.1 | 3.3 | 3.1 | 2.6 | 3.2 | 2.8 | 3.0 | 2.9 |
| RENTER | 2.7 | 3.2 | 2.7 | 3.0 | 2.9 | 2.9 | 2.7 | 2.7 | 2.8 | 2.6 | 3.4 |
| PERSONS PER ROOM | | | | | | | | | | | |
| 1.00 OR LESS | 37 469 | 9 564 | 3 605 | 3 581 | 7 753 | 3 001 | 1 254 | 8 802 | 6 892 | 4 153 | 2 787 |
| 1.01 OR MORE | 3 541 | 1 210 | 384 | 541 | 1 203 | 484 | 182 | 1 112 | 596 | 543 | 318 |
| YEAR MOVED INTO UNIT | | | | | | | | | | | |
| OWNER OCCUPIED | 30 527 | 8 842 | 3 320 | 3 357 | 6 066 | 2 869 | 1 174 | 7 368 | 6 111 | 3 626 | 2 636 |
| 1958 TO MARCH 1960 | 6 521 | 1 505 | 541 | 562 | 1 149 | 623 | 226 | 977 | 639 | 544 | 452 |
| 1954 TO 1957 | 7 991 | 2 280 | 702 | 726 | 1 262 | 743 | 267 | 1 551 | 980 | 675 | 618 |
| 1940 TO 1953 | 10 977 | 3 543 | 1 243 | 1 255 | 2 385 | 1 050 | 446 | 2 767 | 2 059 | 1 460 | 947 |
| 1939 OR EARLIER | 5 078 | 1 514 | 834 | 814 | 1 270 | 453 | 235 | 2 073 | 2 433 | 947 | 619 |
| RENTER OCCUPIED | 10 483 | 1 932 | 669 | 785 | 2 890 | 616 | 262 | 2 546 | 1 377 | 1 070 | 469 |
| 1958 TO MARCH 1960 | 6 686 | 1 114 | 384 | 459 | 1 938 | 368 | 175 | 1 273 | 666 | 611 | 272 |
| 1954 TO 1957 | 2 194 | 408 | 158 | 158 | 522 | 118 | 39 | 708 | 364 | 234 | 98 |
| 1940 TO 1953 | 1 286 | 318 | 76 | 105 | 305 | 84 | 48 | 391 | 258 | 174 | 61 |
| 1939 OR EARLIER | 317 | 92 | 51 | 43 | 125 | 48 | 99 | 174 | 89 | 51 | 38 |
| HEATING FUEL | | | | | | | | | | | |
| UTILITY GAS | 15 644 | 1 937 | *** | 25 | 235 | 1 086 | 22 | 226 | 20 | 21 | 18 |
| FUEL OIL, KEROSENE, ETC. | 18 432 | 5 456 | 2 450 | 2 572 | 5 574 | 1 788 | 994 | 5 043 | 4 285 | 2 796 | 2 389 |
| COAL OR COKE | 5 621 | 2 359 | 1 131 | 734 | 2 422 | 185 | 66 | 2 996 | 2 789 | 1 062 | 287 |
| WOOD | 327 | 244 | 350 | 632 | 590 | 222 | 176 | 632 | 82 | 624 | 369 |
| ELECTRICITY | 95 | 123 | 20 | *** | *** | 39 | *** | *** | *** | 29 | *** |
| BOTTLED, TANK, OR LP GAS | 752 | 466 | *** | 159 | 92 | 123 | 178 | 923 | 312 | 164 | 42 |
| OTHER FUEL | 139 | 189 | 38 | *** | 43 | 42 | *** | 94 | *** | *** | *** |
| NONE | *** | *** | *** | *** | *** | *** | *** | *** | *** | *** | *** |
| WATER HEATING FUEL | | | | | | | | | | | |
| UTILITY GAS | 23 598 | 1 405 | 61 | 22 | 488 | 983 | 45 | 1 479 | 239 | 148 | 39 |
| ELECTRICITY | 11 137 | 6 318 | 1 719 | 1 745 | 4 786 | 1 494 | 463 | 4 145 | 3 775 | 1 755 | 1 733 |
| COAL OR COKE | 322 | 156 | 264 | 87 | 803 | 21 | *** | 276 | 260 | 22 | 42 |
| WOOD | 61 | 21 | 154 | 184 | 177 | *** | 22 | 266 | 60 | 248 | *** |
| BOTTLED, TANK, OR LP GAS | 2 244 | 1 091 | 819 | 694 | 436 | 165 | 487 | 1 925 | 1 509 | 1 245 | 377 |
| FUEL OIL, KEROSENE, ETC. | 1 128 | 394 | 364 | 431 | 636 | 118 | 221 | 426 | 851 | 516 | 243 |
| OTHER FUEL | 40 | *** | 21 | *** | 23 | *** | *** | 104 | 59 | 20 | 21 |
| NONE | 2 520 | 1 389 | 587 | 959 | 1 607 | 704 | 198 | 1 293 | 735 | 742 | 650 |
| COOKING FUEL | | | | | | | | | | | |
| UTILITY GAS | 16 997 | 1 641 | 122 | 92 | 453 | 686 | 45 | 1 667 | 334 | 170 | 101 |
| ELECTRICITY | 18 825 | 5 302 | 2 150 | 1 830 | 5 947 | 1 657 | 685 | 4 816 | 4 428 | 2 109 | 1 788 |
| BOTTLED, TANK, OR LP GAS | 4 618 | 3 361 | 1 292 | 1 713 | 1 883 | 1 004 | 596 | 2 478 | 2 315 | 1 899 | 924 |
| FUEL OIL, KEROSENE, ETC. | 155 | 205 | 60 | 47 | 62 | 42 | 22 | 21 | 80 | 42 | 63 |
| COAL OR COKE | 40 | 81 | 40 | 80 | 118 | 18 | *** | 58 | 80 | *** | 21 |
| WOOD | 170 | 184 | 306 | 360 | 431 | 61 | 88 | 706 | 232 | 476 | 208 |
| OTHER FUEL | 40 | *** | *** | *** | 43 | *** | *** | 20 | *** | *** | *** |
| NONE | 165 | *** | 19 | *** | 19 | 17 | *** | 148 | 19 | *** | *** |

Table 29.—OCCUPANCY CHARACTERISTICS, HEATING EQUIPMENT, AND TYPE OF FUEL, FOR COUNTIES OUTSIDE SMSA: 1960—CON.

[Based on sample; see text. Median not shown where base is less than 200]

Heating Equipment
Population
Persons per
Room

Year Moved into
Unit
Heating Fuel
Water Heating Fuel
Cooking Fuel

| SUBJECT | GOEWIC | GRAND TRAVERSE | GRATIOT | HILLSDALE | HOUGHTON | HURON | IONIA | IOSCO | IRON | ISABELLA | KALKASKA |
|--|--------|----------------|---------|-----------|----------|--------|--------|--------|--------|----------|----------|
| ALL HOUSING UNITS. | 9 287 | 12 870 | 11 584 | 12 054 | 13 477 | 13 889 | 13 054 | 8 946 | 7 106 | 10 018 | 3 801 |
| HEATING EQUIPMENT | | | | | | | | | | | |
| STEAM OR HOT WATER | 1 082 | 992 | 789 | 580 | 3 098 | 1 246 | 755 | 300 | 623 | 477 | 36 |
| WARM AIR FURNACE | 4 522 | 5 584 | 5 002 | 6 919 | 5 354 | 4 926 | 6 713 | 2 543 | 3 750 | 4 126 | 489 |
| FLOOR, WALL, OR PIPELESS FURNACE | 156 | 548 | 1 143 | 322 | 157 | 799 | 751 | 899 | 149 | 1 258 | 343 |
| BUILT-IN ELECTRIC UNITS | ... | 16 | 36 | 12 | 28 | 22 | 24 | 15 | 4 | 16 | 31 |
| OTHER MEANS WITH FLUE | 3 192 | 4 870 | 4 389 | 3 999 | 4 339 | 6 261 | 4 508 | 5 051 | 2 485 | 3 847 | 2 868 |
| OTHER MEANS WITHOUT FLUE | 200 | 309 | 59 | 120 | 210 | 77 | 163 | 103 | 38 | 38 | 11 |
| NONE | 135 | 551 | 166 | 102 | 291 | 558 | 140 | 35 | 57 | 276 | 23 |
| POPULATION | | | | | | | | | | | |
| POPULATION IN HOUSING UNITS, 1960 | 24 740 | 30 795 | 36 211 | 34 412 | 33 547 | 34 471 | 40 022 | 16 140 | 17 262 | 31 455 | 4 268 |
| PER OCCUPIED UNIT | 3.2 | 3.4 | 3.4 | 3.3 | 3.1 | 3.6 | 3.5 | 3.3 | 3.2 | 3.6 | 3.2 |
| OWNER | 3.2 | 3.5 | 3.4 | 3.3 | 3.2 | 3.6 | 3.5 | 3.2 | 3.3 | 3.7 | 3.2 |
| RENTER | 3.0 | 3.1 | 3.7 | 3.4 | 2.9 | 3.8 | 3.5 | 3.5 | 3.0 | 3.3 | ... |
| POPULATION IN DWELLING UNITS, 1950 | 26 640 | 24 950 | 32 654 | 31 374 | 38 533 | 33 016 | 35 364 | 10 858 | 17 269 | 27 262 | 4 595 |
| PER OCCUPIED UNIT | 3.3 | 3.3 | 3.4 | 3.3 | 3.3 | 3.6 | 3.3 | 3.3 | 3.3 | 3.6 | 3.4 |
| ALL OCCUPIED UNITS | 7 820 | 9 065 | 10 532 | 10 276 | 10 825 | 9 522 | 11 506 | 4 859 | 5 334 | 8 777 | 1 346 |
| PERSONS | | | | | | | | | | | |
| 1 PERSON | 1 275 | 1 269 | 1 226 | 1 181 | 1 711 | 1 008 | 1 340 | 494 | 776 | 910 | 187 |
| 2 PERSONS | 2 266 | 2 512 | 2 919 | 3 106 | 3 361 | 2 556 | 3 277 | 1 542 | 1 397 | 2 370 | 453 |
| 3 PERSONS | 1 297 | 1 438 | 1 742 | 1 710 | 2 002 | 1 672 | 2 026 | 864 | 1 072 | 1 499 | 248 |
| 4 PERSONS | 1 311 | 1 397 | 1 936 | 1 807 | 1 533 | 1 529 | 1 738 | 816 | 833 | 1 464 | 173 |
| 5 PERSONS | 664 | 1 171 | 1 209 | 1 178 | 1 156 | 1 077 | 1 413 | 588 | 706 | 1 095 | 121 |
| 6 PERSONS | 494 | 676 | 838 | 730 | 570 | 782 | 841 | 306 | 352 | 670 | 83 |
| 7 PERSONS | 158 | 353 | 365 | 319 | 281 | 451 | 398 | 148 | 115 | 412 | 36 |
| 8 PERSONS OR MORE | 155 | 249 | 297 | 245 | 211 | 447 | 473 | 101 | 83 | 357 | 45 |
| MEDIAN: | | | | | | | | | | | |
| ALL OCCUPIED | 2.8 | 3.0 | 3.1 | 3.0 | 2.7 | 3.2 | 3.1 | 3.0 | 3.0 | 3.2 | 2.6 |
| OWNER | 2.8 | 3.1 | 3.0 | 2.9 | 2.7 | 3.1 | 3.0 | 2.8 | 3.0 | 3.3 | 2.7 |
| RENTER | 2.7 | 2.7 | 3.5 | 3.2 | 2.6 | 3.5 | 3.2 | 3.3 | 2.7 | 3.1 | ... |
| PERSONS PER ROOM | | | | | | | | | | | |
| 1.00 OR LESS | 7 205 | 8 121 | 9 738 | 9 676 | 10 117 | 8 703 | 10 441 | 4 264 | 4 978 | 7 735 | 1 226 |
| 1.01 OR MORE | 615 | 944 | 794 | 600 | 708 | 819 | 1 065 | 595 | 356 | 1 042 | 120 |
| YEAR MOVED INTO UNIT | | | | | | | | | | | |
| OWNER OCCUPIED | 6 116 | 7 035 | 8 136 | 8 004 | 8 014 | 7 809 | 9 074 | 3 545 | 4 287 | 6 473 | 1 179 |
| 1958 TO MARCH 1960 | 440 | 1 105 | 1 160 | 1 356 | 862 | 851 | 1 298 | 788 | 472 | 1 138 | 258 |
| 1954 TO 1957 | 1 101 | 1 845 | 1 770 | 1 783 | 1 181 | 1 429 | 1 909 | 875 | 718 | 1 519 | 286 |
| 1940 TO 1953 | 2 489 | 2 593 | 3 179 | 3 207 | 2 770 | 2 904 | 3 695 | 1 276 | 1 604 | 2 351 | 405 |
| 1939 OR EARLIER | 2 086 | 1 492 | 2 027 | 1 658 | 3 201 | 2 625 | 2 172 | 606 | 1 493 | 1 465 | 230 |
| RENTER OCCUPIED | 1 704 | 2 030 | 2 396 | 2 272 | 2 811 | 1 713 | 2 432 | 1 314 | 1 047 | 2 304 | 167 |
| 1958 TO MARCH 1960 | 761 | 1 302 | 1 312 | 1 269 | 1 139 | 770 | 1 277 | 1 018 | 421 | 1 413 | 78 |
| 1954 TO 1957 | 411 | 347 | 522 | 576 | 579 | 415 | 495 | 192 | 323 | 481 | 40 |
| 1940 TO 1953 | 395 | 303 | 445 | 324 | 634 | 345 | 513 | 84 | 199 | 306 | 20 |
| 1939 OR EARLIER | 137 | 78 | 117 | 103 | 459 | 183 | 147 | 20 | 104 | 104 | 29 |
| HEATING FUEL | | | | | | | | | | | |
| UTILITY GAS | ... | 1 895 | 3 785 | 815 | 164 | ... | 3 550 | 20 | 21 | 4 001 | ... |
| FUEL OIL, KEROSENE, ETC. | 4 577 | 5 207 | 3 976 | 5 679 | 3 438 | 6 384 | 4 865 | 4 044 | 2 652 | 3 155 | 765 |
| COAL OR COKE | 2 551 | 1 209 | 1 743 | 3 268 | 5 814 | 2 458 | 2 445 | 326 | 2 309 | 1 004 | 259 |
| WOOD | 559 | 419 | 352 | 190 | 810 | 347 | 214 | 192 | 226 | 456 | 280 |
| ELECTRICITY | ... | 39 | 82 | ... | 42 | ... | 40 | ... | ... | ... | ... |
| BOTTLED, TANK, OR LP GAS | 83 | 276 | 573 | 279 | 537 | 294 | 294 | 277 | 126 | 80 | 42 |
| OTHER FUEL | ... | 20 | ... | 20 | 20 | 39 | 80 | ... | ... | 81 | ... |
| NONE | 50 | ... | 21 | 25 | ... | ... | 18 | ... | ... | ... | ... |
| WATER HEATING FUEL | | | | | | | | | | | |
| UTILITY GAS | 21 | 1 991 | 4 344 | 1 599 | 706 | 20 | 4 007 | 64 | 128 | 4 000 | ... |
| ELECTRICITY | 5 682 | 4 538 | 3 572 | 4 419 | 4 486 | 6 554 | 4 404 | 2 950 | 3 082 | 2 851 | 427 |
| COAL OR COKE | 234 | 346 | 58 | 133 | 1 213 | 155 | 118 | 22 | 251 | 61 | 63 |
| WOOD | 155 | 63 | ... | 45 | 597 | 19 | 18 | 22 | 149 | 20 | 21 |
| BOTTLED, TANK, OR LP GAS | 286 | 1 249 | 1 184 | 1 513 | 1 071 | 821 | 990 | 828 | 517 | 551 | 362 |
| FUEL OIL, KEROSENE, ETC. | 164 | 210 | 179 | 977 | 603 | 898 | 448 | 522 | 495 | 224 | 63 |
| OTHER FUEL | 43 | ... | ... | 20 | 197 | ... | 21 | ... | 105 | ... | ... |
| NONE | 1 235 | 668 | 1 195 | 1 570 | 1 952 | 1 055 | 1 500 | 451 | 607 | 1 070 | 410 |
| COOKING FUEL | | | | | | | | | | | |
| UTILITY GAS | 254 | 1 519 | 3 286 | 1 049 | 1 127 | 59 | 3 249 | 189 | 96 | 3 014 | 22 |
| ELECTRICITY | 5 416 | 4 967 | 4 679 | 5 389 | 5 464 | 6 143 | 6 245 | 2 483 | 3 855 | 4 107 | 450 |
| BOTTLED, TANK, OR LP GAS | 1 222 | 2 124 | 2 328 | 3 534 | 2 173 | 2 852 | 1 660 | 2 038 | 967 | 1 458 | 724 |
| FUEL OIL, KEROSENE, ETC. | 21 | 42 | 96 | 100 | 126 | 19 | 118 | 41 | 43 | 18 | ... |
| COAL OR COKE | 125 | 21 | 85 | 124 | 354 | 256 | 80 | 22 | 22 | 82 | ... |
| WOOD | 763 | 252 | 79 | 80 | 1 561 | 174 | 134 | 86 | 351 | 58 | 150 |
| OTHER FUEL | ... | ... | 19 | ... | 20 | ... | ... | ... | ... | 40 | ... |
| NONE | 19 | 140 | ... | ... | ... | 19 | 20 | ... | ... | ... | ... |

Table 29.—OCCUPANCY CHARACTERISTICS, HEATING EQUIPMENT, AND TYPE OF FUEL, FOR COUNTIES OUTSIDE SMSA'S: 1960—Con.

[Based on sample; see text. Median not shown where base is less than 200]

| SUBJECT | Heating Equipment Population | | | | | | | | | | | |
|--|------------------------------|-------|--------|----------|---------|------------|-------|----------|----------|-----------|--------|---------|
| | KEWEENAW | LAKE | LAPEER | LEELANAU | LENAWEE | LIVINGSTON | LUCE | MACKINAC | MANISTEE | MARQUETTE | MASON | MECOSTA |
| ALL HOUSING UNITS | 1 918 | 5 434 | 12 872 | 5 686 | 25 621 | 15 946 | 2 893 | 6 168 | 8 642 | 18 219 | 9 515 | 8 058 |
| HEATING EQUIPMENT | | | | | | | | | | | | |
| STEAM OR HOT WATER | 135 | 57 | 1 163 | 232 | 1 958 | 944 | 178 | 328 | 712 | 4 419 | 734 | 287 |
| WARM AIR FURNACE | 531 | 615 | 5 838 | 1 629 | 15 635 | 6 748 | 484 | 943 | 3 290 | 6 964 | 3 432 | 3 035 |
| FLOOR, HALL, OR PIPELESS FURNACE | 221 | 120 | 1 049 | 246 | 1 130 | 895 | 300 | 301 | 162 | 485 | 441 | 390 |
| BUILT-IN ELECTRIC UNITS | ... | ... | 21 | 48 | 72 | 48 | ... | 16 | 3 | 3 | 4 | 29 |
| OTHER MEANS WITH FLUE | 814 | 4 546 | 4 441 | 2 839 | 6 220 | 6 743 | 1 793 | 4 309 | 3 973 | 6 216 | 4 379 | 4 150 |
| OTHER MEANS WITHOUT FLUE | 38 | 72 | 214 | 63 | 262 | 210 | 70 | 134 | 97 | 73 | 258 | 44 |
| NONE | 179 | 24 | 146 | 629 | 344 | 358 | 68 | 137 | 392 | 59 | 267 | 123 |
| POPULATION | | | | | | | | | | | | |
| POPULATION IN HOUSING UNITS, 1960 | 2 496 | 5 327 | 38 137 | 8 969 | 76 272 | 37 583 | 6 141 | 10 508 | 19 212 | 53 679 | 21 501 | 19 084 |
| PER OCCUPIED UNIT | 3.1 | 2.9 | 3.5 | 3.4 | 3.5 | 3.5 | 3.7 | 3.6 | 3.3 | 3.4 | 3.2 | 3.3 |
| OWNER | 3.1 | 2.9 | 3.6 | 3.5 | 3.5 | 3.5 | 3.7 | 3.6 | 3.3 | 3.5 | 3.2 | 3.4 |
| RENTER | ... | 3.2 | 3.5 | 3.0 | 3.5 | 3.6 | 3.6 | 3.5 | 3.0 | 3.3 | 3.0 | 3.2 |
| POPULATION IN DWELLING UNITS, 1950 | 2 918 | 5 249 | 31 252 | 8 541 | 62 903 | 26 009 | 6 215 | 9 117 | 18 358 | 45 526 | 20 112 | 18 444 |
| PER OCCUPIED UNIT | 3.2 | 3.0 | 3.5 | 3.6 | 3.4 | 3.3 | 3.8 | 3.5 | 3.2 | 3.4 | 3.2 | 3.4 |
| ALL OCCUPIED UNITS | 805 | 1 807 | 10 771 | 2 664 | 21 982 | 10 770 | 1 662 | 2 920 | 5 875 | 15 586 | 6 767 | 5 739 |
| PERSONS | | | | | | | | | | | | |
| 1 PERSON | 119 | 362 | 1 115 | 353 | 2 581 | 1 139 | 208 | 409 | 868 | 1 690 | 1 007 | 764 |
| 2 PERSONS | 239 | 615 | 3 026 | 872 | 5 874 | 3 006 | 385 | 739 | 1 746 | 4 046 | 2 086 | 1 702 |
| 3 PERSONS | 186 | 294 | 1 826 | 435 | 3 667 | 1 874 | 274 | 449 | 981 | 2 938 | 1 201 | 1 057 |
| 4 PERSONS | 100 | 190 | 1 783 | 345 | 4 113 | 1 989 | 296 | 463 | 885 | 2 884 | 1 104 | 812 |
| 5 PERSONS | 74 | 138 | 1 287 | 247 | 2 613 | 1 213 | 194 | 366 | 673 | 2 009 | 625 | 633 |
| 6 PERSONS | 56 | 126 | 947 | 178 | 1 746 | 745 | 156 | 208 | 387 | 1 209 | 367 | 405 |
| 7 PERSONS | 18 | 45 | 413 | 100 | 761 | 422 | 49 | 139 | 185 | 454 | 192 | 186 |
| 8 PERSONS OR MORE | 13 | 37 | 374 | 133 | 627 | 382 | 100 | 147 | 150 | 356 | 185 | 180 |
| MEDIAN: | | | | | | | | | | | | |
| ALL OCCUPIED | 2.7 | 2.4 | 3.2 | 2.7 | 3.2 | 3.2 | 3.4 | 3.2 | 2.8 | 3.2 | 2.7 | 2.9 |
| OWNER | 2.7 | 2.4 | 3.2 | 2.8 | 3.2 | 3.1 | 3.4 | 3.2 | 2.9 | 3.2 | 2.8 | 2.9 |
| RENTER | ... | 2.3 | 3.2 | 2.5 | 3.3 | 3.4 | 3.2 | 3.2 | 2.6 | 3.2 | 2.6 | 2.8 |
| PERSONS PER ROOM | | | | | | | | | | | | |
| 1.00 OR LESS | 747 | 1 628 | 9 621 | 2 423 | 20 082 | 9 715 | 1 360 | 2 422 | 5 394 | 13 745 | 6 263 | 5 120 |
| 1.01 OR MORE | 58 | 179 | 1 150 | 241 | 1 900 | 1 055 | 302 | 498 | 481 | 1 841 | 504 | 619 |
| YEAR MOVED INTO UNIT | | | | | | | | | | | | |
| OWNER OCCUPIED | | | | | | | | | | | | |
| 1958 TO MARCH 1960 | 672 | 1 497 | 8 584 | 2 202 | 16 763 | 8 611 | 1 315 | 2 243 | 4 784 | 10 512 | 5 505 | 4 297 |
| 1954 TO 1957 | 41 | 210 | 1 305 | 271 | 3 083 | 1 670 | 218 | 350 | 584 | 1 615 | 733 | 683 |
| 1950 TO 1953 | 87 | 323 | 2 099 | 449 | 3 945 | 2 440 | 262 | 529 | 823 | 2 125 | 1 096 | 837 |
| 1940 TO 1953 | 242 | 655 | 3 309 | 804 | 6 313 | 3 106 | 523 | 812 | 1 839 | 3 751 | 2 109 | 1 583 |
| 1939 OR EARLIER | 302 | 309 | 1 871 | 678 | 3 422 | 1 395 | 312 | 552 | 1 538 | 3 021 | 1 567 | 1 194 |
| RENTER OCCUPIED | | | | | | | | | | | | |
| 1958 TO MARCH 1960 | 133 | 310 | 2 187 | 462 | 5 219 | 2 159 | 347 | 677 | 1 091 | 5 074 | 1 262 | 1 442 |
| 1954 TO 1957 | 52 | 166 | 1 220 | 244 | 3 188 | 1 331 | 215 | 369 | 577 | 3 026 | 619 | 914 |
| 1950 TO 1953 | 32 | 55 | 484 | 82 | 1 011 | 462 | 80 | 122 | 227 | 1 032 | 292 | 252 |
| 1940 TO 1953 | 44 | 56 | 346 | 99 | 780 | 310 | 36 | 107 | 220 | 706 | 240 | 193 |
| 1939 OR EARLIER | 5 | 33 | 137 | 37 | 240 | 56 | 16 | 79 | 67 | 310 | 111 | 83 |
| HEATING FUEL | | | | | | | | | | | | |
| UTILITY GAS | ... | 19 | 2 529 | ... | 5 091 | 2 568 | ... | ... | 174 | 364 | 1 677 | 2 358 |
| FUEL OIL, KEROSENE, ETC. | 281 | 905 | 5 016 | 1 716 | 11 908 | 6 504 | 1 128 | 2 122 | 3 111 | 8 705 | 3 256 | 2 212 |
| COAL OR COKE | 510 | 338 | 2 466 | 388 | 4 256 | 1 305 | 229 | 349 | 2 106 | 5 135 | 1 129 | 745 |
| WOOD | 27 | 411 | 359 | 450 | 84 | 79 | 183 | 242 | 355 | 417 | 532 | 364 |
| ELECTRICITY | ... | 19 | 41 | 44 | 41 | 57 | ... | 24 | ... | ... | 21 | ... |
| BOTTLED, TANK, OR LP GAS | 27 | 115 | 342 | 66 | 520 | 217 | 102 | 183 | 75 | 944 | 152 | 60 |
| OTHER FUEL | ... | ... | 18 | ... | 62 | 20 | ... | ... | ... | 21 | ... | ... |
| NONE | ... | ... | ... | ... | 20 | 20 | ... | ... | ... | ... | ... | ... |
| WATER HEATING FUEL | | | | | | | | | | | | |
| UTILITY GAS | ... | 36 | 2 379 | ... | 6 364 | 2 935 | 18 | 139 | 628 | 1 206 | 1 699 | 2 342 |
| ELECTRICITY | 322 | 523 | 5 268 | 1 440 | 10 578 | 5 608 | 552 | 1 314 | 3 005 | 7 321 | 2 700 | 1 783 |
| COAL OR COKE | 27 | 19 | 56 | 88 | 104 | 78 | 38 | 34 | 512 | 836 | 164 | 61 |
| WOOD | ... | 92 | 20 | 80 | ... | 40 | 41 | ... | 56 | 189 | 65 | 20 |
| BOTTLED, TANK, OR LP GAS | 160 | 426 | 985 | 384 | 2 253 | 807 | 479 | 599 | 597 | 2 063 | 807 | 409 |
| FUEL OIL, KEROSENE, ETC. | 27 | 181 | 696 | 98 | 959 | 749 | 56 | 131 | 314 | 2 024 | 452 | 126 |
| OTHER FUEL | ... | ... | 20 | ... | 59 | ... | 20 | 21 | ... | 45 | ... | 21 |
| NONE | 269 | 530 | 1 347 | 574 | 1 665 | 553 | 458 | 682 | 763 | 1 902 | 880 | 977 |
| COOKING FUEL | | | | | | | | | | | | |
| UTILITY GAS | 27 | 36 | 1 901 | ... | 4 786 | 1 790 | 36 | 182 | 689 | 1 551 | 1 499 | 1 820 |
| ELECTRICITY | 322 | 453 | 6 021 | 1 666 | 12 456 | 6 984 | 551 | 1 256 | 3 580 | 9 452 | 3 276 | 2 355 |
| BOTTLED, TANK, OR LP GAS | 322 | 965 | 2 651 | 668 | 4 406 | 1 817 | 776 | 1 220 | 1 275 | 3 607 | 1 585 | 1 276 |
| FUEL OIL, KEROSENE, ETC. | ... | 38 | 57 | ... | 62 | 20 | 40 | 32 | 18 | 78 | 42 | 61 |
| COAL OR COKE | 53 | 38 | 41 | ... | 147 | 40 | 20 | 24 | 102 | 102 | 63 | ... |
| WOOD | 81 | 277 | 100 | 330 | 40 | 100 | 239 | 185 | 211 | 752 | 281 | 208 |
| OTHER FUEL | ... | ... | ... | ... | 21 | ... | ... | ... | ... | 22 | ... | ... |
| NONE | ... | ... | ... | ... | 64 | 19 | ... | 21 | ... | 22 | 21 | 19 |

Table 29.—OCCUPANCY CHARACTERISTICS, HEATING EQUIPMENT, AND TYPE OF FUEL, FOR COUNTIES OUTSIDE SMSA'S: 1960—Con.

[Based on sample; see text. Median not shown where base is less than 200]

Heating Equipment
Population
Persons
Persons per
Room
Year Moved into
Unit
Heating Fuel
Water Heating Fuel
Cooking Fuel

| SUBJECT | MENOMI- NEE | MIDLAND | MISSAU- KEE | MONROE | MONTCALM | MONT- MORENCY | NEWAYGO | OCEANA | OGEMAW | ONTO- NAGON | OSCEOLA | OSCODA |
|--|----------------|---------|----------------|---------|----------|------------------|---------|--------|--------|----------------|---------|--------|
| ALL HOUSING UNITS | 8 391 | 15 290 | 3 080 | 31 159 | 14 378 | 4 544 | 10 773 | 7 585 | 5 794 | 4 150 | 5 413 | 2 691 |
| HEATING EQUIPMENT | | | | | | | | | | | | |
| STEAM OR HOT WATER | 812 | 825 | 69 | 2 985 | 569 | 84 | 265 | 301 | 186 | 475 | 170 | 12 |
| WARM AIR FURNACE | 4 368 | 8 681 | 975 | 17 882 | 5 191 | 648 | 3 475 | 2 279 | 1 257 | 1 156 | 1 986 | 369 |
| FLOOR, WALL, OR PIPELESS FURNACE | 240 | 1 310 | 171 | 1 771 | 1 235 | 244 | 416 | 329 | 608 | 77 | 335 | 342 |
| BUILT-IN ELECTRIC UNITS | 4 | 26 | 4 | 78 | 23 | 25 | 32 | 28 | 5 | 4 | 7 | 7 |
| OTHER MEANS WITH FLUE | 2 798 | 4 093 | 1 833 | 7 885 | 6 787 | 3 489 | 6 398 | 4 097 | 3 649 | 2 130 | 2 762 | 1 945 |
| OTHER MEANS WITHOUT FLUE | 52 | 167 | 17 | 255 | 122 | 38 | 120 | 80 | 51 | 295 | 19 | 8 |
| NONE | 117 | 188 | 11 | 303 | 451 | 16 | 67 | 471 | 38 | 13 | 134 | 15 |
| POPULATION | | | | | | | | | | | | |
| POPULATION IN HOUSING UNITS: 1960 | 25 206 | 51 504 | 6 859 | 100 126 | 35 673 | 4 601 | 23 900 | 16 523 | 9 847 | 10 556 | 13 727 | 3 256 |
| PER OCCUPIED UNIT | 3.5 | 3.8 | 3.6 | 3.6 | 3.3 | 3.4 | 3.4 | 3.4 | 3.4 | 3.4 | 3.4 | 3.1 |
| OWNER | 3.5 | 3.9 | 3.5 | 3.6 | 3.3 | 3.3 | 3.4 | 3.4 | 3.4 | 3.5 | 3.4 | 3.0 |
| RENTER | 3.4 | 3.4 | 3.9 | 3.6 | 3.3 | 3.3 | 3.3 | 3.5 | 3.5 | 3.1 | 3.4 | 3.4 |
| POPULATION IN DWELLING UNITS: 1950 | 24 889 | 35 527 | 7 444 | 74 790 | 30 748 | 4 124 | 21 471 | 16 002 | 9 325 | 10 186 | 13 752 | 3 133 |
| PER OCCUPIED UNIT | 3.5 | 3.7 | 3.7 | 3.6 | 3.2 | 3.5 | 3.4 | 3.4 | 3.5 | 3.4 | 3.5 | 3.4 |
| ALL OCCUPIED UNITS | 7 159 | 13 612 | 1 916 | 27 573 | 10 886 | 1 370 | 7 054 | 4 828 | 2 883 | 3 138 | 3 992 | 1 061 |
| PERSONS | | | | | | | | | | | | |
| 1 PERSON | 856 | 1 076 | 232 | 2 516 | 1 575 | 197 | 941 | 639 | 399 | 433 | 496 | 157 |
| 2 PERSONS | 2 048 | 2 974 | 545 | 7 223 | 3 111 | 470 | 2 128 | 1 367 | 861 | 854 | 1 134 | 407 |
| 3 PERSONS | 1 142 | 2 417 | 274 | 4 965 | 1 805 | 158 | 1 086 | 788 | 458 | 609 | 693 | 167 |
| 4 PERSONS | 1 103 | 2 757 | 278 | 4 877 | 1 748 | 195 | 1 063 | 800 | 378 | 473 | 625 | 105 |
| 5 PERSONS | 885 | 2 108 | 263 | 3 498 | 1 333 | 141 | 856 | 519 | 344 | 343 | 455 | 86 |
| 6 PERSONS | 473 | 1 189 | 150 | 2 331 | 792 | 91 | 438 | 374 | 212 | 227 | 257 | 69 |
| 7 PERSONS | 312 | 564 | 73 | 1 080 | 296 | 39 | 271 | 161 | 108 | 94 | 190 | 44 |
| 8 PERSONS OR MORE | 340 | 527 | 101 | 1 083 | 226 | 79 | 271 | 180 | 123 | 105 | 142 | 26 |
| MEDIAN | 3.1 | 3.6 | 3.2 | 3.3 | 2.9 | 2.6 | 2.9 | 3.0 | 2.9 | 3.0 | 3.0 | 2.4 |
| OWNER | 3.1 | 3.7 | 3.0 | 3.3 | 2.9 | 2.5 | 2.9 | 3.0 | 2.9 | 3.0 | 3.0 | 2.4 |
| RENTER | 3.0 | 3.1 | 3.8 | 3.3 | 2.9 | 3.0 | 2.8 | 3.1 | 3.2 | 2.8 | 3.0 | 3.0 |
| PERSONS PER ROOM | | | | | | | | | | | | |
| 1.00 OR LESS | 6 423 | 11 866 | 1 670 | 24 321 | 9 931 | 1 176 | 6 256 | 4 367 | 2 576 | 2 740 | 3 593 | 961 |
| 1.01 OR MORE | 736 | 1 746 | 246 | 3 252 | 955 | 194 | 798 | 461 | 307 | 398 | 399 | 100 |
| YEAR MOVED INTO UNIT | | | | | | | | | | | | |
| OWNER OCCUPIED | 5 853 | 11 479 | 1 656 | 21 370 | 8 861 | 1 195 | 5 831 | 3 968 | 2 383 | 2 362 | 3 302 | 888 |
| 1958 TO MARCH 1960 | 704 | 2 408 | 201 | 3 560 | 1 425 | 218 | 861 | 586 | 432 | 318 | 471 | 198 |
| 1954 TO 1957 | 1 026 | 3 358 | 328 | 5 250 | 1 904 | 320 | 1 358 | 753 | 441 | 380 | 704 | 172 |
| 1940 TO 1953 | 2 413 | 4 159 | 619 | 8 516 | 3 420 | 448 | 2 359 | 1 617 | 959 | 1 003 | 1 236 | 347 |
| 1939 OR EARLIER | 1 710 | 1 554 | 508 | 4 044 | 2 112 | 209 | 1 253 | 1 012 | 551 | 661 | 891 | 171 |
| RENTER OCCUPIED | 1 306 | 2 133 | 260 | 6 203 | 2 025 | 175 | 1 223 | 860 | 500 | 776 | 690 | 173 |
| 1958 TO MARCH 1960 | 651 | 1 486 | 129 | 3 411 | 1 120 | 103 | 706 | 452 | 318 | 402 | 375 | 76 |
| 1954 TO 1957 | 312 | 299 | 44 | 1 478 | 507 | 42 | 288 | 186 | 116 | 209 | 149 | 55 |
| 1940 TO 1953 | 237 | 260 | 55 | 951 | 285 | 30 | 134 | 171 | 62 | 106 | 110 | 38 |
| 1939 OR EARLIER | 106 | 88 | 32 | 363 | 113 | 33 | 95 | 51 | 4 | 59 | 56 | 4 |
| HEATING FUEL | | | | | | | | | | | | |
| UTILITY GAS | ... | 5 471 | 155 | 6 215 | 3 812 | ... | 557 | ... | 74 | 20 | 1 291 | ... |
| FUEL OIL, KEROSENE, ETC. | 3 104 | 6 389 | 853 | 14 990 | 4 356 | 785 | 3 945 | 3 079 | 1 734 | 1 972 | 1 486 | 714 |
| COAL OR COKE | 2 525 | 995 | 444 | 4 929 | 1 850 | 339 | 1 497 | 1 034 | 519 | 465 | 657 | 82 |
| WOOD | 883 | 328 | 464 | 303 | 455 | 198 | 882 | 586 | 246 | 527 | 499 | 224 |
| ELECTRICITY | ... | 82 | ... | ... | ... | ... | 19 | ... | ... | ... | ... | ... |
| BOTTLED, TANK, OR LP GAS | 624 | 325 | ... | 836 | 372 | 48 | 154 | 64 | 194 | 135 | 38 | 41 |
| OTHER FUEL | 23 | 22 | ... | 241 | 41 | ... | ... | 65 | 116 | 19 | 21 | ... |
| NONE | ... | ... | ... | 59 | ... | ... | ... | ... | ... | ... | ... | ... |
| WATER HEATING FUEL | | | | | | | | | | | | |
| UTILITY GAS | 1 443 | 6 181 | 58 | 9 118 | 3 420 | 98 | 551 | ... | 116 | 119 | 1 051 | 21 |
| ELECTRICITY | 2 609 | 4 583 | 1 334 | 11 426 | 4 066 | 296 | 3 649 | 2 214 | 1 297 | 1 757 | 1 424 | 388 |
| COAL OR COKE | 100 | 105 | ... | 244 | 20 | 24 | 43 | 129 | ... | 39 | 19 | 20 |
| WOOD | 154 | 22 | 19 | 59 | 62 | ... | 60 | 43 | 46 | 97 | 114 | ... |
| BOTTLED, TANK, OR LP GAS | 1 423 | 866 | 77 | 2 818 | 1 093 | 390 | 587 | 1 060 | 569 | 312 | 252 | 143 |
| FUEL OIL, KEROSENE, ETC. | 261 | 241 | ... | 1 155 | 290 | 267 | 566 | 523 | 143 | 59 | 196 | 101 |
| OTHER FUEL | ... | 22 | ... | 20 | ... | ... | 24 | 22 | 70 | ... | ... | ... |
| NONE | 1 169 | 1 592 | 428 | 2 733 | 1 935 | 295 | 1 574 | 837 | 642 | 755 | 936 | 388 |
| COOKING FUEL | | | | | | | | | | | | |
| UTILITY GAS | 1 732 | 3 515 | 19 | 6 435 | 2 594 | 122 | 276 | 86 | 116 | 138 | 916 | 184 |
| ELECTRICITY | 2 777 | 4 826 | 1 391 | 15 714 | 5 450 | 514 | 4 276 | 2 235 | 1 311 | 1 404 | 1 856 | 469 |
| BOTTLED, TANK, OR LP GAS | 1 830 | 2 035 | 408 | 4 599 | 2 385 | 611 | 2 075 | 2 120 | 1 169 | 895 | 774 | 366 |
| FUEL OIL, KEROSENE, ETC. | 19 | 86 | 59 | 367 | 42 | ... | 35 | 42 | ... | 20 | ... | ... |
| COAL OR COKE | 48 | 43 | 39 | 202 | 103 | ... | 19 | 21 | ... | 38 | 20 | ... |
| WOOD | 753 | 107 | ... | 157 | 207 | 123 | 349 | 302 | 194 | 624 | 405 | 82 |
| OTHER FUEL | ... | ... | ... | 20 | ... | ... | ... | 22 | 93 | ... | ... | ... |
| NONE | ... | ... | ... | 39 | 105 | ... | 24 | ... | ... | 19 | 21 | ... |

Table 30.—FINANCIAL CHARACTERISTICS AND SELECTED EQUIPMENT, FOR COUNTIES OUTSIDE SMSA's: 1960—Con.

[Based on sample; see text. Median not shown where base is less than 200; plus (+) or minus (-) after number indicates median above or below that number]

Clothes Washing Machine
Clothes Dryer
Home Food Freezer
Telephone Avail.
Automobiles Avail.
Air Conditioning
Television Sets
Radio Sets
Value
Gross Rent
Contract Rent

| SUBJECT | CALHOUN | CASS | CHARLE-VOIX | CHEBOYGAN | CHIPPWEA | CLARE | CRAWFORD | DELTA | DICKINSON | EMMET | GLADWIN |
|--|---------|--------|-------------|-----------|----------|-------|----------|-------|-----------|-------|---------|
| ALL OCCUPIED UNITS | 41 010 | 10 774 | 3 989 | 4 122 | 8 956 | 3 485 | 1 436 | 9 914 | 7 488 | 4 696 | 3 105 |
| CLOTHES WASHING MACHINE | | | | | | | | | | | |
| WRINGER OR SPINNER | 17 164 | 5 661 | 2 162 | 2 537 | 4 473 | 1 633 | 883 | 5 773 | 4 200 | 2 447 | 2 117 |
| AUTOMATIC OR SEMI-AUTOMATIC | 15 364 | 3 396 | 1 210 | 1 023 | 2 691 | 1 308 | 332 | 2 775 | 2 612 | 1 302 | 655 |
| WASHER-DRYER COMBINATION | 892 | 306 | ... | 74 | 102 | 41 | ... | 22 | 18 | 102 | 60 |
| NONE | 7 590 | 1 411 | 617 | 488 | 1 690 | 503 | 221 | 1 344 | 658 | 845 | 273 |
| CLOTHES DRYER | | | | | | | | | | | |
| GAS HEATED | 5 622 | 617 | 156 | 93 | 118 | 185 | 44 | 235 | 119 | 143 | 60 |
| ELECTRICALLY HEATED | 7 549 | 2 690 | 786 | 766 | 2 006 | 923 | 509 | 1 635 | 1 775 | 841 | 732 |
| NONE | 27 839 | 7 467 | 3 047 | 3 263 | 6 832 | 2 377 | 883 | 8 044 | 5 594 | 3 712 | 2 313 |
| HOME FOOD FREEZER | | | | | | | | | | | |
| 1 OR MORE | 10 265 | 3 922 | 1 190 | 1 091 | 1 370 | 1 150 | 441 | 2 131 | 801 | 1 240 | 1 447 |
| NONE | 30 745 | 6 852 | 2 799 | 3 031 | 7 586 | 2 335 | 995 | 7 783 | 6 687 | 3 456 | 1 658 |
| TELEPHONE AVAILABLE | | | | | | | | | | | |
| YES | 36 710 | 7 938 | 3 126 | 3 083 | 6 551 | 2 715 | 868 | 8 168 | 6 303 | 3 800 | 2 331 |
| NO | 4 300 | 2 836 | 863 | 1 039 | 2 405 | 770 | 568 | 1 746 | 1 185 | 896 | 774 |
| AUTOMOBILES AVAILABLE | | | | | | | | | | | |
| 1 | 26 163 | 6 946 | 2 432 | 2 590 | 5 967 | 2 360 | 904 | 6 225 | 4 495 | 2 672 | 2 249 |
| 2 | 8 321 | 2 470 | 827 | 862 | 1 376 | 649 | 355 | 1 802 | 1 502 | 1 149 | 511 |
| 3 OR MORE | 1 169 | 305 | 291 | 257 | 183 | 82 | 66 | 176 | 138 | 183 | ... |
| NONE | 5 357 | 1 053 | 439 | 413 | 1 430 | 394 | 111 | 1 711 | 1 353 | 692 | 345 |
| AIR CONDITIONING | | | | | | | | | | | |
| ROOM UNIT: | | | | | | | | | | | |
| 1 | 1 146 | 410 | ... | ... | 42 | ... | ... | ... | 18 | 22 | 21 |
| 2 OR MORE | 233 | 120 | ... | ... | 20 | ... | 22 | 21 | ... | ... | ... |
| CENTRAL SYSTEM | 634 | 41 | 58 | 21 | 83 | 41 | 22 | 184 | 20 | ... | ... |
| NONE | 38 997 | 10 203 | 3 931 | 4 101 | 8 811 | 3 444 | 1 392 | 9 709 | 7 450 | 4 674 | 3 084 |
| TELEVISION SETS | | | | | | | | | | | |
| 1 | 33 990 | 9 197 | 3 322 | 3 146 | 7 344 | 2 742 | 1 103 | 8 212 | 6 628 | 3 801 | 2 570 |
| 2 OR MORE | 4 413 | 630 | 194 | 147 | 305 | 264 | 66 | 302 | 237 | 103 | 122 |
| NONE | 2 607 | 947 | 473 | 829 | 1 307 | 479 | 267 | 1 400 | 623 | 792 | 413 |
| RADIO SETS | | | | | | | | | | | |
| 1 | 21 870 | 6 627 | 2 385 | 2 969 | 5 248 | 2 387 | 926 | 6 178 | 5 074 | 2 883 | 2 268 |
| 2 OR MORE | 16 398 | 3 167 | 1 268 | 912 | 3 113 | 861 | 333 | 3 444 | 2 101 | 1 584 | 601 |
| NONE | 2 742 | 980 | 336 | 241 | 595 | 237 | 177 | 292 | 313 | 229 | 236 |
| VALUE | | | | | | | | | | | |
| OWNER OCCUPIED | 24 911 | 6 104 | 2 188 | 2 009 | 4 158 | 1 870 | 933 | 5 253 | 5 328 | 2 347 | 1 262 |
| LESS THAN \$5,000 | 1 686 | 1 080 | 728 | 511 | 935 | 459 | 215 | 780 | 1 224 | 686 | 279 |
| \$5,000 TO \$7,400 | 3 561 | 1 504 | 567 | 485 | 976 | 488 | 278 | 1 050 | 1 291 | 553 | 339 |
| \$7,500 TO \$9,900 | 5 267 | 1 192 | 368 | 368 | 678 | 296 | 187 | 1 229 | 1 090 | 391 | 235 |
| \$10,000 TO \$12,400 | 4 945 | 890 | 197 | 240 | 674 | 262 | 87 | 962 | 846 | 294 | 196 |
| \$12,500 TO \$14,900 | 3 579 | 517 | 98 | 130 | 674 | 262 | 141 | 48 | 486 | 245 | 101 |
| \$15,000 TO \$17,400 | 2 071 | 310 | 82 | 108 | 288 | 107 | 33 | 312 | 305 | 118 | 67 |
| \$17,500 TO \$19,900 | 1 364 | 228 | 43 | 54 | 97 | 52 | 17 | 168 | 135 | 49 | 25 |
| \$20,000 TO \$24,900 | 1 218 | 232 | 39 | 68 | 140 | 43 | 17 | 155 | 109 | 59 | 35 |
| \$25,000 TO \$34,900 | 816 | 104 | 34 | 24 | 84 | 14 | 44 | 67 | 59 | 51 | 17 |
| \$35,000 OR MORE | 404 | 47 | 26 | 21 | 4 | 8 | 12 | 44 | 24 | 45 | ... |
| MEDIAN DOLLARS | 11 000 | 8 500 | 6 600 | 7 600 | 8 100 | 7 400 | 7 300 | 9 100 | 7 800 | 7 200 | 7 600 |
| VACANT AVAILABLE FOR SALE | | | | | | | | | | | |
| VACANT AVAILABLE FOR SALE | 397 | 138 | 66 | 58 | 103 | 65 | 12 | 99 | 59 | 53 | 110 |
| MEDIAN PRICE ASKED DOLLARS | 11 100 | ... | ... | ... | ... | ... | ... | ... | ... | ... | ... |
| GROSS RENT | | | | | | | | | | | |
| RENTER OCCUPIED | 10 139 | 1 750 | 657 | 756 | 2 872 | 576 | 262 | 2 521 | 1 373 | 1 036 | 420 |
| LESS THAN \$20 | 28 | 9 | 13 | 13 | 26 | 12 | 17 | 61 | 21 | 8 | 16 |
| \$20 TO \$29 | 90 | 30 | 35 | 18 | 98 | 12 | 18 | 138 | 55 | 12 | 8 |
| \$30 TO \$39 | 430 | 107 | 36 | 54 | 174 | 52 | 23 | 145 | 118 | 77 | 32 |
| \$40 TO \$49 | 737 | 182 | 32 | 43 | 206 | 60 | 17 | 368 | 202 | 112 | 28 |
| \$50 TO \$59 | 1 080 | 245 | 77 | 33 | 335 | 60 | 31 | 365 | 233 | 123 | 50 |
| \$60 TO \$69 | 1 769 | 299 | 61 | 91 | 474 | 100 | 36 | 435 | 181 | 194 | 76 |
| \$70 TO \$79 | 1 399 | 252 | 76 | 54 | 402 | 60 | 10 | 326 | 83 | 69 | 35 |
| \$80 TO \$89 | 2 271 | 288 | 81 | 134 | 486 | 64 | 23 | 282 | 154 | 107 | 53 |
| \$100 TO \$119 | 1 050 | 92 | 33 | 61 | 235 | 28 | 19 | 80 | 29 | 70 | 8 |
| \$120 OR MORE | 633 | 24 | 17 | 54 | 136 | ... | 12 | 40 | 22 | 37 | 18 |
| NO CASH RENT | 652 | 222 | 196 | 201 | 300 | 128 | 56 | 281 | 275 | 227 | 96 |
| MEDIAN DOLLARS | 74 | 66 | 66 | 75 | 69 | 63 | 59 | 61 | 57 | 64 | 64 |
| CONTRACT RENT | | | | | | | | | | | |
| RENTER OCCUPIED | 9 487 | 1 528 | 461 | 555 | 2 572 | 448 | 206 | 2 240 | 1 098 | 809 | 324 |
| MEDIAN DOLLARS | 62 | 46 | 43 | 50 | 60 | 48 | 42 | 43 | 40 | 47 | 39 |
| VACANT AVAILABLE FOR RENT | | | | | | | | | | | |
| VACANT AVAILABLE FOR RENT | 880 | 126 | 120 | 99 | 231 | 52 | 16 | 164 | 95 | 100 | 128 |
| MEDIAN RENT ASKED DOLLARS | 64 | ... | ... | ... | 57 | ... | ... | ... | ... | ... | ... |

Table 30.—FINANCIAL CHARACTERISTICS AND SELECTED EQUIPMENT, FOR COUNTIES OUTSIDE SMSA'S: 1960—Con.

Clothes Washing Machine
Clothes Dryer
Home Food Freezer
Telephone Avail.
Automobiles Avail.
Air Conditioning Television Sets
Radio Sets
Value
Gross Rent
Contract Rent

[Based on sample; see text. Median not shown where base is less than 200; plus (+) or minus (-) after number indicates median above or below that number]

| SUBJECT | GOGEBIC | GRAND TRAVERSE | GRATIOT | HILLSDALE | HOUGHTON | HURON | IONIA | IOSCO | IRON | ISABELLA | KALKASKA |
|--|---------|----------------|---------|-----------|----------|-------|--------|--------|-------|----------|----------|
| ALL OCCUPIED UNITS | 7 820 | 9 065 | 10 532 | 10 276 | 10 825 | 9 522 | 11 506 | 4 859 | 5 334 | 8 777 | 1 346 |
| CLOTHES WASHING MACHINE | | | | | | | | | | | |
| WRINGER OR SPINNER | 5 719 | 4 185 | 5 437 | 5 751 | 6 991 | 6 277 | 6 258 | 2 320 | 3 716 | 4 125 | 812 |
| AUTOMATIC OR SEMI-AUTOMATIC | 1 451 | 2 980 | 3 480 | 3 045 | 2 200 | 2 324 | 3 735 | 1 537 | 1 076 | 3 074 | 256 |
| WASHER-DRYER COMBINATION | 122 | 143 | 229 | 178 | 62 | 291 | 178 | 22 | 42 | 123 | ... |
| NONE | 528 | 1 757 | 1 386 | 1 302 | 1 572 | 630 | 1 335 | 980 | 500 | 1 455 | 278 |
| CLOTHES DRYER | | | | | | | | | | | |
| GAS HEATED | 42 | 541 | 782 | 339 | 43 | 97 | 973 | 194 | 146 | 856 | 64 |
| ELECTRICALLY HEATED | 1 472 | 2 202 | 3 038 | 3 018 | 1 495 | 2 359 | 3 254 | 1 153 | 998 | 2 309 | 127 |
| NONE | 6 306 | 6 322 | 6 712 | 6 919 | 9 287 | 7 066 | 7 279 | 3 512 | 4 190 | 5 612 | 1 155 |
| HOME FOOD FREEZER | | | | | | | | | | | |
| 1 OR MORE | 1 185 | 2 011 | 3 644 | 4 256 | 855 | 4 108 | 4 153 | 1 551 | 944 | 2 990 | 299 |
| NONE | 6 635 | 7 054 | 6 888 | 6 020 | 9 970 | 5 414 | 7 353 | 3 308 | 4 390 | 5 787 | 1 047 |
| TELEPHONE AVAILABLE | | | | | | | | | | | |
| YES | 6 597 | 7 965 | 8 060 | 8 374 | 8 693 | 6 994 | 9 416 | 3 681 | 4 583 | 6 643 | 872 |
| NO | 1 223 | 1 100 | 2 472 | 1 902 | 2 132 | 2 528 | 2 090 | 1 178 | 751 | 2 134 | 474 |
| AUTOMOBILES AVAILABLE | | | | | | | | | | | |
| 1 | 4 947 | 5 195 | 6 684 | 6 201 | 6 490 | 6 890 | 7 912 | 3 014 | 2 785 | 5 419 | 875 |
| 2 | 1 118 | 2 408 | 2 402 | 2 640 | 1 786 | 1 529 | 2 259 | 1 287 | 1 482 | 2 084 | 213 |
| 3 OR MORE | 126 | 248 | 199 | 271 | 208 | 215 | 270 | 110 | 233 | 226 | 85 |
| NONE | 1 629 | 1 214 | 1 247 | 1 164 | 2 341 | 888 | 1 065 | 448 | 834 | 1 048 | 173 |
| AIR CONDITIONING | | | | | | | | | | | |
| ROOM UNIT: | | | | | | | | | | | |
| 1 | ... | 244 | 321 | 185 | 19 | 159 | 270 | 20 | 20 | 123 | ... |
| 2 OR MORE | ... | 44 | 103 | 69 | ... | 79 | 42 | ... | ... | ... | ... |
| CENTRAL SYSTEM | ... | 22 | 103 | 39 | ... | 83 | 39 | 113 | ... | 145 | 21 |
| NONE | 7 820 | 8 755 | 10 005 | 9 983 | 10 723 | 9 245 | 11 081 | 4 839 | 5 314 | 8 509 | 1 325 |
| TELEVISION SETS | | | | | | | | | | | |
| 1 | 6 407 | 7 048 | 8 974 | 8 358 | 8 383 | 7 860 | 9 829 | 4 223 | 4 602 | 7 282 | 1 064 |
| 2 OR MORE | 269 | 840 | 480 | 578 | 223 | 437 | 971 | 261 | 142 | 433 | 65 |
| NONE | 1 144 | 1 177 | 1 078 | 1 340 | 2 219 | 1 225 | 706 | 375 | 590 | 1 062 | 217 |
| RADIO SETS | | | | | | | | | | | |
| 1 | 5 172 | 5 272 | 6 494 | 5 700 | 6 748 | 6 322 | 6 716 | 3 180 | 3 378 | 5 474 | 941 |
| 2 OR MORE | 2 395 | 3 035 | 3 224 | 3 913 | 3 775 | 2 823 | 4 075 | 1 325 | 1 835 | 2 900 | 213 |
| NONE | 253 | 758 | 814 | 663 | 302 | 377 | 715 | 354 | 121 | 403 | 192 |
| VALUE | | | | | | | | | | | |
| OWNER OCCUPIED | 5 150 | 5 090 | 4 763 | 4 498 | 6 386 | 4 047 | 6 013 | 2 511 | 3 227 | 3 560 | 630 |
| LESS THAN \$5,000 | 2 021 | 783 | 929 | 958 | 3 716 | 691 | 1 213 | 295 | 566 | 604 | 261 |
| \$5,000 TO \$7,400 | 1 516 | 970 | 1 238 | 1 241 | 1 437 | 1 092 | 1 764 | 476 | 712 | 484 | 151 |
| \$7,500 TO \$9,900 | 683 | 864 | 1 025 | 815 | 495 | 726 | 1 269 | 463 | 741 | 650 | 80 |
| \$10,000 TO \$12,400 | 487 | 827 | 613 | 627 | 278 | 592 | 855 | 450 | 627 | 539 | 55 |
| \$12,500 TO \$14,900 | 155 | 507 | 331 | 289 | 162 | 343 | 355 | 314 | 261 | 297 | 22 |
| \$15,000 TO \$17,400 | 128 | 384 | 252 | 226 | 115 | 265 | 261 | 184 | 176 | 348 | 12 |
| \$17,500 TO \$19,900 | 64 | 273 | 123 | 83 | 61 | 91 | 100 | 108 | 41 | 205 | 12 |
| \$20,000 TO \$24,900 | 68 | 241 | 101 | 132 | 48 | 158 | 120 | 122 | 60 | 237 | 28 |
| \$25,000 TO \$34,900 | 28 | 159 | 107 | 84 | 54 | 52 | 70 | 26 | 144 | 144 | 12 |
| \$35,000 OR MORE | ... | 82 | 44 | 43 | 20 | 37 | 24 | 17 | 52 | ... | ... |
| MEDIAN DOLLARS | 5 900 | 9 800 | 8 000 | 7 700 | 5 000- | 8 300 | 7 600 | 10 100 | 8 600 | 10 200 | 5 900 |
| VACANT AVAILABLE FOR SALE | 68 | 94 | 91 | 69 | 84 | 89 | 90 | 74 | 27 | 61 | 31 |
| MEDIAN PRICE ASKED DOLLARS | ... | ... | ... | ... | ... | ... | ... | ... | ... | ... | ... |
| GROSS RENT | | | | | | | | | | | |
| RENTER OCCUPIED | 1 700 | 1 930 | 1 978 | 1 970 | 2 770 | 1 381 | 2 176 | 1 310 | 1 035 | 2 129 | 151 |
| LESS THAN \$20 | 54 | 23 | 19 | 8 | 76 | 11 | 20 | ... | 15 | 18 | ... |
| \$20 TO \$29 | 120 | 56 | 8 | 38 | 327 | 24 | 66 | ... | 31 | 70 | 8 |
| \$30 TO \$39 | 195 | 81 | 106 | 130 | 361 | 119 | 137 | 21 | 122 | 92 | 8 |
| \$40 TO \$49 | 235 | 195 | 222 | 173 | 446 | 104 | 180 | 32 | 217 | 154 | ... |
| \$50 TO \$59 | 312 | 225 | 260 | 236 | 459 | 221 | 322 | 76 | 164 | 206 | 28 |
| \$60 TO \$69 | 218 | 308 | 348 | 352 | 280 | 219 | 393 | 133 | 109 | 402 | 4 |
| \$70 TO \$79 | 145 | 243 | 243 | 227 | 142 | 146 | 316 | 204 | 76 | 321 | ... |
| \$80 TO \$99 | 150 | 269 | 329 | 349 | 144 | 193 | 313 | 388 | 77 | 290 | 8 |
| \$100 TO \$119 | 40 | 191 | 120 | 136 | 64 | 47 | 116 | 212 | 32 | 172 | 9 |
| \$120 OR MORE | 28 | 99 | 50 | 64 | 69 | 12 | 20 | 108 | 12 | 139 | ... |
| NO CASH RENT | 203 | 242 | 273 | 257 | 402 | 285 | 293 | 136 | 180 | 265 | 86 |
| MEDIAN DOLLARS | 95 | 69 | 67 | 68 | 49 | 63 | 66 | 87 | 53 | 70 | ... |
| CONTRACT RENT | | | | | | | | | | | |
| RENTER OCCUPIED | 1 497 | 1 688 | 1 705 | 1 713 | 2 368 | 1 096 | 1 883 | 1 174 | 855 | 1 864 | 65 |
| MEDIAN DOLLARS | 34 | 54 | 49 | 50 | 35 | 39 | 45 | 66 | 33 | 60 | ... |
| VACANT AVAILABLE FOR RENT | 149 | 170 | 110 | 116 | 190 | 440 | 169 | 151 | 171 | 182 | 28 |
| MEDIAN RENT ASKED DOLLARS | ... | ... | ... | ... | ... | 83 | ... | ... | ... | ... | ... |

Table 30.—FINANCIAL CHARACTERISTICS AND SELECTED EQUIPMENT, FOR COUNTIES OUTSIDE SMSA's: 1960—Con.

[Based on sample; see text. Median not shown where base is less than 200; plus (+) or minus (-) after number indicates median above or below that number]

Clothes Washing Machine
Clothes Dryer
Home Food Freezer
Telephone Avail.
Automobiles Avail.
Air Conditioning
Television Sets
Radio Sets
Value
Gross Rent
Contract Rent

| SUBJECT | KEWEENAW | LAKE | LAPEER | LEELANAU | LENAAWEE | LIVINGSTON | LUCE | MACKINAC | MANISTEE | MARQUETTE | MASON | MECOSTA |
|---------------------------------------|----------|-------|--------|----------|----------|------------|-------|----------|----------|-----------|-------|---------|
| ALL OCCUPIED UNITS | 805 | 1 807 | 10 771 | 2 664 | 21 982 | 10 770 | 1 662 | 2 920 | 5 875 | 15 586 | 6 767 | 5 739 |
| CLOTHES WASHING MACHINE | | | | | | | | | | | | |
| WRINGER OR SPINNER | 670 | 1 092 | 5 962 | 1 552 | 9 905 | 4 418 | 909 | 1 621 | 3 478 | 8 326 | 3 715 | 3 017 |
| AUTOMATIC OR SEMI-AUTOMATIC | 81 | 249 | 3 453 | 601 | 8 526 | 4 450 | 500 | 911 | 1 656 | 5 223 | 1 894 | 1 596 |
| WASHER-DRYER COMBINATION | ... | 18 | 184 | 66 | 365 | 325 | 40 | 48 | 155 | 124 | 144 | 19 |
| NONE | 54 | 448 | 1 172 | 445 | 3 186 | 1 577 | 213 | 340 | 586 | 1 913 | 1 014 | 1 107 |
| CLOTHES DRYER | | | | | | | | | | | | |
| GAS HEATED | ... | 57 | 617 | 66 | 2 038 | 479 | 76 | 90 | 76 | 126 | 385 | 397 |
| ELECTRICALLY HEATED | 27 | 261 | 3 239 | 649 | 6 244 | 3 034 | 331 | 869 | 1 320 | 3 661 | 1 618 | 1 252 |
| NONE | 778 | 1 489 | 6 915 | 1 949 | 13 700 | 7 257 | 1 255 | 1 961 | 4 479 | 11 799 | 4 764 | 4 090 |
| HOME FOOD FREEZER | | | | | | | | | | | | |
| 1 OR MORE | 26 | 565 | 3 656 | 816 | 7 809 | 3 625 | 312 | 860 | 1 568 | 1 684 | 1 741 | 1 588 |
| NONE | 779 | 1 242 | 7 115 | 1 848 | 14 173 | 7 145 | 1 350 | 2 060 | 4 307 | 13 902 | 5 026 | 4 151 |
| TELEPHONE AVAILABLE | | | | | | | | | | | | |
| YES | 584 | 1 181 | 8 237 | 2 052 | 17 512 | 9 200 | 1 237 | 2 043 | 4 832 | 13 399 | 5 608 | 4 423 |
| NO | 221 | 626 | 2 534 | 612 | 4 470 | 1 570 | 425 | 877 | 1 043 | 2 187 | 1 159 | 1 316 |
| AUTOMOBILES AVAILABLE | | | | | | | | | | | | |
| 1 | 591 | 1 057 | 7 255 | 1 805 | 14 983 | 6 994 | 875 | 1 704 | 3 699 | 9 820 | 3 943 | 3 921 |
| 2 | 107 | 323 | 2 410 | 587 | 4 665 | 2 831 | 546 | 752 | 1 373 | 3 288 | 1 799 | 896 |
| 3 OR MORE | 27 | 59 | 257 | 22 | 245 | 255 | 41 | ... | 149 | 351 | 126 | 200 |
| NONE | 80 | 368 | 849 | 250 | 2 089 | 690 | 200 | 464 | 654 | 2 127 | 899 | 722 |
| AIR CONDITIONING | | | | | | | | | | | | |
| ROOM UNIT: | | | | | | | | | | | | |
| 1 | ... | ... | 105 | 22 | 918 | 394 | 20 | ... | 150 | 43 | 22 | 40 |
| 2 OR MORE | ... | ... | 20 | ... | 207 | 40 | ... | ... | ... | 20 | ... | ... |
| CENTRAL SYSTEM | ... | ... | 63 | ... | 284 | 73 | 19 | 43 | 18 | 20 | 62 | 43 |
| NONE | 805 | 1 807 | 10 583 | 2 642 | 20 573 | 10 263 | 1 623 | 2 877 | 5 707 | 15 503 | 6 683 | 5 656 |
| TELEVISION SETS | | | | | | | | | | | | |
| 1 | 697 | 1 366 | 9 525 | 2 178 | 18 285 | 9 114 | 1 332 | 2 395 | 4 783 | 13 484 | 5 308 | 4 829 |
| 2 OR MORE | ... | 73 | 538 | 111 | 1 884 | 1 055 | ... | 83 | 403 | 912 | 83 | 204 |
| NONE | 108 | 368 | 708 | 375 | 1 813 | 601 | 330 | 442 | 689 | 1 190 | 1 376 | 706 |
| RADIO SETS | | | | | | | | | | | | |
| 1 | 616 | 1 178 | 6 120 | 1 820 | 11 550 | 5 777 | 1 107 | 1 941 | 3 505 | 9 434 | 3 596 | 3 544 |
| 2 OR MORE | 108 | 343 | 3 741 | 508 | 9 169 | 4 526 | 287 | 794 | 2 043 | 5 564 | 2 718 | 1 644 |
| NONE | 81 | 286 | 910 | 336 | 1 263 | 467 | 268 | 185 | 327 | 588 | 453 | 551 |
| VALUE | | | | | | | | | | | | |
| OWNER OCCUPIED | 603 | 937 | 4 852 | 1 141 | 11 644 | 5 967 | 900 | 1 472 | 3 373 | 8 288 | 3 261 | 2 149 |
| LESS THAN \$5,000 | 552 | 433 | 722 | 202 | 1 260 | 476 | 273 | 441 | 799 | 1 352 | 554 | 571 |
| \$5,000 TO \$7,400 | 47 | 229 | 1 166 | 269 | 2 072 | 802 | 199 | 292 | 858 | 1 409 | 589 | 556 |
| \$7,500 TO \$9,900 | 4 | 98 | 1 031 | 192 | 2 240 | 1 080 | 183 | 179 | 597 | 1 490 | 717 | 379 |
| \$10,000 TO \$12,400 | ... | 81 | 772 | 138 | 2 285 | 1 258 | 129 | 228 | 428 | 1 477 | 494 | 227 |
| \$12,500 TO \$14,900 | ... | 24 | 463 | 123 | 1 467 | 856 | 42 | 62 | 236 | 916 | 373 | 128 |
| \$15,000 TO \$17,400 | ... | 12 | 315 | 70 | 950 | 520 | 27 | 98 | 185 | 721 | 170 | 127 |
| \$17,500 TO \$19,900 | ... | 9 | 155 | 34 | 452 | 303 | 18 | 60 | 100 | 366 | 139 | 84 |
| \$20,000 TO \$24,900 | ... | 19 | 139 | 51 | 437 | 362 | 13 | 43 | 100 | 356 | 131 | 45 |
| \$25,000 TO \$34,900 | ... | 28 | 60 | 37 | 318 | 204 | 8 | 22 | 44 | 167 | 61 | 28 |
| \$35,000 OR MORE | ... | 4 | 29 | 25 | 163 | 106 | 8 | 47 | 26 | 34 | 33 | 4 |
| MEDIAN DOLLARS | 5 000- | 5 400 | 8 800 | 8 800 | 10 300 | 11 200 | 7 200 | 7 500 | 7 600 | 9 800 | 9 200 | 7 300 |
| VACANT AVAILABLE FOR SALE | 8 | 51 | 89 | 38 | 212 | 253 | 8 | 31 | 55 | 59 | 58 | 48 |
| MEDIAN PRICE ASKED DOLLARS | ... | ... | ... | ... | 9 400 | 10 000 | ... | ... | ... | ... | ... | ... |
| GROSS RENT | | | | | | | | | | | | |
| RENTER OCCUPIED | 133 | 294 | 1 898 | 390 | 4 759 | 1 987 | 347 | 664 | 1 055 | 5 070 | 1 165 | 1 357 |
| LESS THAN \$20 | 17 | 8 | 20 | 8 | 13 | 12 | 16 | 8 | 4 | 33 | 8 | 8 |
| \$20 TO \$29 | 11 | 33 | 27 | ... | 31 | 44 | 27 | 34 | 39 | 92 | 25 | 52 |
| \$30 TO \$39 | 11 | 46 | 68 | 28 | 174 | 45 | 28 | 46 | 91 | 259 | 66 | 109 |
| \$40 TO \$49 | 10 | 25 | 156 | 24 | 320 | 61 | 43 | 24 | 164 | 492 | 191 | 85 |
| \$50 TO \$59 | 6 | 29 | 289 | 32 | 509 | 162 | 35 | 70 | 186 | 670 | 199 | 187 |
| \$60 TO \$69 | ... | 25 | 251 | 75 | 811 | 258 | 49 | 44 | 182 | 649 | 210 | 346 |
| \$70 TO \$79 | 23 | 4 | 304 | 32 | 775 | 324 | 29 | 72 | 119 | 767 | 109 | 95 |
| \$80 TO \$99 | 17 | 4 | 334 | 33 | 917 | 518 | 39 | 89 | 97 | 1 023 | 103 | 143 |
| \$100 TO \$119 | 12 | ... | 113 | 25 | 494 | 237 | 20 | 52 | 13 | 334 | 44 | 61 |
| \$120 OR MORE | ... | ... | 26 | 21 | 225 | 88 | 8 | 12 | ... | 279 | ... | 38 |
| NO CASH RENT | 26 | 120 | 310 | 112 | 490 | 238 | 53 | 213 | 160 | 472 | 210 | 233 |
| MEDIAN DOLLARS | ... | ... | 69 | 66 | 74 | 79 | 59 | 70 | 58 | 71 | 59 | 63 |
| CONTRACT RENT | | | | | | | | | | | | |
| RENTER OCCUPIED | 107 | 174 | 1 588 | 278 | 4 269 | 1 749 | 294 | 451 | 895 | 4 598 | 955 | 1 124 |
| MEDIAN DOLLARS | ... | ... | 49 | 48 | 57 | 58 | 32 | 45 | 38 | 54 | 43 | 58 |
| VACANT AVAILABLE FOR RENT | 4 | 55 | 190 | 55 | 454 | 189 | 11 | 47 | 55 | 206 | 142 | 68 |
| MEDIAN RENT ASKED DOLLARS | ... | ... | ... | ... | 55 | ... | ... | ... | ... | 43 | ... | ... |

Table 30.—FINANCIAL CHARACTERISTICS AND SELECTED EQUIPMENT, FOR COUNTIES OUTSIDE SMSA's: 1960—Con.

[Based on sample; see text. Median not shown where base is less than 200; plus (+) or minus (-) after number indicates median above or below that number]

Clothes Washing Machine
Clothes Dryer
Home Food Freezer
Telephone Avail.
Automobiles Avail.

Air Conditioning
Television Sets
Radio Sets
Value
Gross Rent
Contract Rent

| SUBJECT | OTSEGO | OTTAWA | PRESQUE ISLE | ROS-COMMON | ST CLAIR | ST JOSEPH | SANILAC | SCHOOL-CRAFT | SHIA-WASSEE | TUSCOLA | VAN BUREN | WEXFORD |
|---------------------------------------|--------|--------|--------------|------------|----------|-----------|---------|--------------|-------------|---------|-----------|---------|
| ALL OCCUPIED UNITS | 2 131 | 27 386 | 3 476 | 2 396 | 31 268 | 13 103 | 9 458 | 2 577 | 15 432 | 11 903 | 14 657 | 5 545 |
| CLOTHES WASHING MACHINE | | | | | | | | | | | | |
| WRINGER OR SPINNER | 1 329 | 14 397 | 2 312 | 1 268 | 14 079 | 6 345 | 5 297 | 1 560 | 7 389 | 6 415 | 7 420 | 2 708 |
| AUTOMATIC OR SEMI-AUTOMATIC | 478 | 9 555 | 732 | 690 | 12 076 | 4 570 | 3 106 | 578 | 5 871 | 3 865 | 4 772 | 1 990 |
| WASHER-DRYER COMBINATION | 79 | 694 | 68 | 85 | 645 | 470 | 363 | 43 | 234 | 440 | 465 | 190 |
| NONE | 245 | 2 740 | 364 | 353 | 4 468 | 1 718 | 692 | 396 | 1 938 | 1 183 | 2 000 | 657 |
| CLOTHES DRYER | | | | | | | | | | | | |
| GAS HEATED | 39 | 2 422 | 90 | 43 | 2 108 | 598 | 145 | 65 | 873 | 440 | 1 227 | 342 |
| ELECTRICALLY HEATED | 563 | 10 602 | 536 | 508 | 6 735 | 3 414 | 2 323 | 556 | 5 092 | 3 154 | 2 955 | 1 724 |
| NONE | 1 529 | 14 362 | 2 850 | 1 845 | 22 425 | 9 091 | 6 990 | 1 956 | 9 467 | 8 309 | 10 475 | 3 479 |
| HOME FOOD FREEZER | | | | | | | | | | | | |
| 1 OR MORE | 736 | 7 668 | 1 029 | 711 | 7 029 | 4 939 | 3 801 | 434 | 3 908 | 4 270 | 5 608 | 1 534 |
| NONE | 1 395 | 19 718 | 2 447 | 1 685 | 24 239 | 8 164 | 5 657 | 2 143 | 11 524 | 7 633 | 9 049 | 4 011 |
| TELEPHONE AVAILABLE | | | | | | | | | | | | |
| YES | 1 441 | 24 892 | 2 119 | 1 657 | 26 674 | 9 948 | 7 365 | 1 821 | 11 942 | 8 750 | 11 432 | 4 637 |
| NO | 690 | 2 494 | 1 357 | 739 | 4 594 | 3 155 | 2 093 | 756 | 3 490 | 3 153 | 3 225 | 908 |
| AUTOMOBILES AVAILABLE | | | | | | | | | | | | |
| 1 | 1 465 | 16 270 | 2 112 | 1 307 | 20 388 | 7 766 | 6 965 | 1 607 | 9 455 | 7 704 | 8 756 | 3 902 |
| 2 | 485 | 7 809 | 910 | 604 | 6 430 | 3 507 | 1 342 | 377 | 3 671 | 2 571 | 3 710 | 933 |
| 3 OR MORE | 80 | 1 080 | 91 | 68 | 533 | 432 | 162 | 109 | 446 | 428 | 422 | 108 |
| NONE | 101 | 2 227 | 363 | 417 | 3 917 | 1 398 | 989 | 484 | 1 860 | 1 200 | 1 769 | 602 |
| AIR CONDITIONING | | | | | | | | | | | | |
| ROOM UNIT: | | | | | | | | | | | | |
| 1 | 19 | 407 | ... | ... | 657 | 452 | 163 | 22 | 479 | 348 | 472 | ... |
| 2 OR MORE | ... | 158 | 69 | ... | 173 | 76 | 63 | ... | 142 | 35 | 60 | ... |
| CENTRAL SYSTEM | ... | 260 | ... | ... | 154 | 153 | ... | 67 | 198 | 61 | 180 | 42 |
| NONE | 2 112 | 26 561 | 3 407 | 2 396 | 30 284 | 12 422 | 9 232 | 2 488 | 14 613 | 11 459 | 13 945 | 5 503 |
| TELEVISION SETS | | | | | | | | | | | | |
| 1 | 1 861 | 23 086 | 2 511 | 2 177 | 26 591 | 11 259 | 8 071 | 1 989 | 12 599 | 10 143 | 12 729 | 4 571 |
| 2 OR MORE | 21 | 1 971 | 22 | 68 | 2 291 | 849 | 246 | 42 | 1 638 | 698 | 810 | 450 |
| NONE | 249 | 2 329 | 943 | 151 | 2 386 | 995 | 1 141 | 546 | 1 195 | 1 062 | 1 118 | 524 |
| RADIO SETS | | | | | | | | | | | | |
| 1 | 1 645 | 14 336 | 2 452 | 1 758 | 17 697 | 6 397 | 5 745 | 1 693 | 8 825 | 6 934 | 8 943 | 3 367 |
| 2 OR MORE | 445 | 12 153 | 915 | 419 | 11 761 | 5 651 | 3 233 | 664 | 5 228 | 4 160 | 4 347 | 1 827 |
| NONE | 41 | 897 | 109 | 219 | 1 810 | 1 055 | 480 | 220 | 1 379 | 809 | 1 367 | 351 |
| VALUE | | | | | | | | | | | | |
| OWNER OCCUPIED | 1 067 | 18 052 | 1 733 | 1 447 | 19 407 | 7 904 | 3 464 | 1 363 | 9 066 | 5 145 | 6 537 | 3 257 |
| LESS THAN \$5,000 | 244 | 944 | 295 | 315 | 2 330 | 797 | 750 | 371 | 1 103 | 943 | 1 095 | 1 041 |
| \$5,000 TO \$7,400 | 229 | 2 505 | 254 | 315 | 4 499 | 1 614 | 992 | 433 | 1 998 | 1 263 | 1 429 | 957 |
| \$7,500 TO \$9,900 | 200 | 3 590 | 350 | 298 | 4 078 | 1 929 | 549 | 221 | 2 032 | 965 | 1 339 | 491 |
| \$10,000 TO \$12,400 | 178 | 3 656 | 365 | 133 | 3 152 | 1 442 | 527 | 171 | 1 643 | 831 | 1 171 | 280 |
| \$12,500 TO \$14,900 | 86 | 3 009 | 190 | 111 | 1 797 | 763 | 286 | 55 | 881 | 425 | 627 | 174 |
| \$15,000 TO \$17,400 | 55 | 1 716 | 108 | 91 | 1 147 | 521 | 130 | 40 | 543 | 328 | 328 | 123 |
| \$17,500 TO \$19,900 | 33 | 951 | 52 | 35 | 808 | 320 | 70 | 21 | 287 | 173 | 209 | 100 |
| \$20,000 TO \$24,900 | 24 | 915 | 67 | 72 | 743 | 261 | 100 | 30 | 330 | 120 | 167 | 39 |
| \$25,000 TO \$34,900 | 13 | 463 | 38 | 65 | 529 | 174 | 52 | 8 | 145 | 69 | 112 | 32 |
| \$35,000 OR MORE | 5 | 294 | 14 | 12 | 324 | 83 | 8 | 13 | 104 | 28 | 60 | 20 |
| MEDIAN DOLLARS | 8 300 | 11 400 | 9 800 | 8 300 | 9 300 | 9 500 | 7 500 | 6 800 | 9 300 | 8 400 | 8 900 | 6 500 |
| VACANT AVAILABLE FOR SALE | 22 | 272 | 40 | 56 | 416 | 204 | 108 | 23 | 134 | 90 | 82 | 77 |
| MEDIAN PRICE ASKED DOLLARS | ... | 11 900 | ... | ... | 8 000 | 9 900 | ... | ... | ... | ... | ... | ... |
| GROSS RENT | | | | | | | | | | | | |
| RENTER OCCUPIED | 380 | 4 512 | 537 | 397 | 6 146 | 2 418 | 1 286 | 563 | 2 678 | 1 821 | 2 920 | 1 054 |
| LESS THAN \$20 | ... | 16 | 8 | ... | 25 | 8 | 4 | 28 | 8 | 12 | 8 | ... |
| \$20 TO \$29 | 10 | 80 | 8 | 16 | 89 | 45 | 33 | 48 | 51 | 47 | 69 | 39 |
| \$30 TO \$39 | 20 | 180 | 21 | 25 | 314 | 78 | 78 | 44 | 86 | 89 | 130 | 91 |
| \$40 TO \$49 | 19 | 495 | 39 | 37 | 458 | 249 | 150 | 57 | 202 | 223 | 276 | 120 |
| \$50 TO \$59 | 74 | 763 | 63 | 23 | 948 | 275 | 169 | 100 | 334 | 208 | 411 | 187 |
| \$60 TO \$69 | 49 | 649 | 120 | 42 | 1 064 | 419 | 145 | 79 | 542 | 350 | 552 | 108 |
| \$70 TO \$79 | 60 | 688 | 59 | 20 | 816 | 366 | 172 | 50 | 394 | 226 | 445 | 106 |
| \$80 TO \$89 | 54 | 731 | 68 | 61 | 1 088 | 516 | 195 | 43 | 503 | 310 | 418 | 160 |
| \$100 TO \$119 | 30 | 307 | 4 | 29 | 478 | 183 | 72 | 3 | 189 | 70 | 169 | 33 |
| \$120 OR MORE | 9 | 130 | 4 | 12 | 221 | 72 | 35 | 3 | 109 | 40 | 32 | 17 |
| NO CASH RENT | 55 | 473 | 143 | 132 | 645 | 207 | 233 | 107 | 260 | 266 | 410 | 193 |
| MEDIAN DOLLARS | 68 | 67 | 65 | 68 | 69 | 71 | 66 | 55 | 70 | 66 | 67 | 60 |
| CONTRACT RENT | | | | | | | | | | | | |
| RENTER OCCUPIED | 325 | 4 039 | 394 | 265 | 5 501 | 2 211 | 1 053 | 456 | 2 418 | 1 555 | 2 510 | 861 |
| MEDIAN DOLLARS | 47 | 51 | 46 | 44 | 53 | 52 | 41 | 35 | 54 | 43 | 48 | 45 |
| VACANT AVAILABLE FOR RENT | 12 | 276 | 48 | 56 | 674 | 235 | 104 | 32 | 254 | 120 | 232 | 118 |
| MEDIAN RENT ASKED DOLLARS | ... | 52 | ... | ... | 55 | 51 | ... | ... | 55 | ... | 46 | ... |

Table 31.—TENURE, VACANCY STATUS, CONDITION AND PLUMBING FACILITIES, AND STRUCTURAL CHARACTERISTICS OF RURAL-NONFARM HOUSING UNITS, FOR COUNTIES: 1960—Con.

[Some data based on sample; see text. Median not shown where base is less than 200]

Tenure by Color, Vacancy Status, Condition & Plumb. Water Supply Toilet Facilities
Bathing Facilities Source of Water Sewage Disposal Rooms Year Struct. Built

Table with columns for Subject and counties (Saginaw, St Clair, St Joseph, Sanilac, School-Craft, Shia-Wassee, Tuscola, Van Buren, Washtenaw, Wayne, Wexford). Rows include categories like ALL HOUSING UNITS, TENURE, COLOR, AND VACANCY STATUS, CONDITION AND PLUMBING, WATER SUPPLY, TOILET FACILITIES, BATHING FACILITIES, SOURCE OF WATER, SEWAGE DISPOSAL, ROOMS, and YEAR STRUCTURE BUILT.

Table 32.—OCCUPANCY AND FINANCIAL CHARACTERISTICS AND HEATING EQUIPMENT OF RURAL-NONFARM HOUSING UNITS, FOR COUNTIES: 1960

[Based on sample; see text. Median not shown where base is less than 200; plus (+) or minus (-) after number indicates median above or below that number]

Heating Equipment
Persons
Persons per Room
Year Moved into Unit
Home Food Freezer

Value
Gross Rent
Contract Rent
Acres in the
Place

Table with 13 columns for counties (ALCONA, ALGER, ALLEGAN, ALPENA, ANTRIM, ARENAC, BARAGA, BARRY, BAY, BENZIE, BERRIEN, BRANCH) and rows for various housing and financial characteristics such as ALL HOUSING UNITS, HEATING EQUIPMENT, PERSONS, PERSONS PER ROOM, YEAR MOVED INTO UNIT, HOME FOOD FREEZER, VALUE, GROSS RENT, and ACRES IN THE PLACE.

Table 32.—OCCUPANCY AND FINANCIAL CHARACTERISTICS AND HEATING EQUIPMENT OF RURAL-NONFARM HOUSING UNITS, FOR COUNTIES: 1960—CON.

(Based on sample; see text. Median not shown where base is less than 200; plus (+) or minus (-) after number indicates median above or below that number)

Heating Equipment
Persons
Persons per Room
Year Moved into Unit
Home Food Freezer
Value
Gross Rent
Contract Rent
Acres in the
Place

| SUBJECT | CALHOUN | CASS | CHARLE- VOIX | CHEBOY- GAN | CHIPPEWA | CLARE | CLINTON | CRAWFORD | DELTA | DICK- INSON | EATON | EMMET |
|--------------------------------------|---------|--------|-----------------|----------------|----------|-------|---------|----------|-------|----------------|-------|-------|
| ALL HOUSING UNITS | 11 636 | 10 594 | 3 928 | 5 256 | 5 746 | 7 585 | 5 812 | 2 380 | 4 711 | 2 510 | 6 402 | 5 248 |
| HEATING EQUIPMENT | | | | | | | | | | | | |
| STEAM OR HOT WATER | 400 | 263 | 113 | 164 | 124 | 118 | 324 | 97 | 137 | 48 | 333 | 248 |
| WARM AIR FURNACE | 7 501 | 4 661 | 981 | 711 | 1 170 | 1 298 | 2 948 | 625 | 1 352 | 1 110 | 3 561 | 1 267 |
| BUILT-IN ROOM UNITS | 501 | 661 | 193 | 299 | 283 | 572 | 450 | 149 | 176 | 20 | 428 | 348 |
| OTHER MEANS WITH FLUE | 3 079 | 4 551 | 2 434 | 3 956 | 3 848 | 5 301 | 2 003 | 1 509 | 2 907 | 1 262 | 1 731 | 3 284 |
| OTHER MEANS WITHOUT FLUE | 76 | 212 | 64 | 32 | 230 | 145 | 28 | ... | 43 | 8 | 50 | 78 |
| NONE | 79 | 246 | 143 | 94 | 91 | 151 | 59 | ... | 96 | 62 | 299 | 23 |
| ALL OCCUPIED UNITS | 10 340 | 6 746 | 1 718 | 2 096 | 2 958 | 3 037 | 5 118 | 1 428 | 3 055 | 1 674 | 5 362 | 2 264 |
| PERSONS | | | | | | | | | | | | |
| 1 PERSON | 772 | 797 | 207 | 333 | 347 | 411 | 499 | 198 | 355 | 271 | 511 | 376 |
| 2 PERSONS | 2 637 | 1 941 | 533 | 684 | 752 | 863 | 1 280 | 490 | 723 | 436 | 1 288 | 645 |
| 3 PERSONS | 1 998 | 1 174 | 307 | 250 | 528 | 474 | 702 | 264 | 450 | 318 | 952 | 364 |
| 4 PERSONS | 2 136 | 1 155 | 244 | 349 | 491 | 498 | 918 | 170 | 521 | 184 | 1 063 | 377 |
| 5 PERSONS | 1 562 | 734 | 223 | 171 | 382 | 338 | 810 | 127 | 430 | 238 | 756 | 244 |
| 6 PERSONS | 711 | 485 | 112 | 126 | 249 | 266 | 474 | 93 | 276 | 110 | 474 | 109 |
| 7 PERSONS | 288 | 218 | 54 | 78 | 115 | 99 | 253 | 44 | 162 | 70 | 141 | 59 |
| 8 PERSONS OR MORE | 234 | 242 | 38 | 105 | 94 | 88 | 182 | 42 | 138 | 47 | 177 | 90 |
| MEDIAN: | | | | | | | | | | | | |
| ALL OCCUPIED | 3.4 | 3.0 | 2.9 | 2.6 | 3.2 | 3.0 | 3.6 | 2.6 | 3.5 | 2.9 | 3.4 | 2.8 |
| OWNER | 3.3 | 3.0 | 2.9 | 2.6 | 3.1 | 3.1 | 3.6 | 2.6 | 3.5 | 2.9 | 3.4 | 2.8 |
| RENTER | 3.6 | 3.3 | 2.8 | 2.5 | 3.4 | 2.7 | 3.3 | 2.7 | 3.2 | 3.1 | 3.5 | 3.0 |
| PERSONS PER ROOM | | | | | | | | | | | | |
| 1.00 OR LESS | 9 178 | 5 879 | 1 561 | 1 813 | 2 470 | 2 593 | 4 393 | 1 246 | 2 573 | 1 463 | 4 819 | 1 964 |
| 1.01 OR MORE | 1 162 | 867 | 157 | 283 | 488 | 444 | 725 | 182 | 482 | 211 | 543 | 300 |
| YEAR MOVED INTO UNIT | | | | | | | | | | | | |
| OWNER OCCUPIED | 8 549 | 5 536 | 1 444 | 1 719 | 2 145 | 2 461 | 4 191 | 1 166 | 2 566 | 1 452 | 4 374 | 1 871 |
| 1958 TO MARCH 1960 | 2 417 | 1 069 | 322 | 354 | 524 | 584 | 1 114 | 222 | 422 | 174 | 1 081 | 301 |
| 1954 TO 1957 | 2 526 | 1 599 | 340 | 433 | 455 | 702 | 1 127 | 267 | 644 | 252 | 1 174 | 383 |
| 1940 TO 1953 | 2 753 | 2 218 | 508 | 647 | 852 | 894 | 1 482 | 442 | 942 | 477 | 1 587 | 749 |
| 1939 OR EARLIER | 853 | 650 | 274 | 285 | 314 | 281 | 468 | 235 | 558 | 549 | 532 | 438 |
| RENTER OCCUPIED | 1 791 | 1 210 | 274 | 377 | 813 | 576 | 927 | 262 | 489 | 222 | 988 | 393 |
| 1958 TO MARCH 1960 | 1 138 | 733 | 162 | 224 | 553 | 356 | 582 | 175 | 279 | 99 | 601 | 236 |
| 1954 TO 1957 | 385 | 237 | 64 | 83 | 158 | 112 | 174 | 39 | 103 | 82 | 233 | 74 |
| 1940 TO 1953 | 244 | 207 | 28 | 60 | 62 | 68 | 143 | 48 | 50 | 22 | 126 | 48 |
| 1939 OR EARLIER | 24 | 33 | 20 | 10 | 40 | 40 | 28 | ... | 57 | 19 | 28 | 35 |
| HOME FOOD FREEZER | | | | | | | | | | | | |
| 1 OR MORE | 3 228 | 2 074 | 499 | 460 | 529 | 947 | 1 604 | 441 | 816 | 243 | 1 736 | 590 |
| NONE | 6 896 | 4 606 | 1 269 | 1 696 | 2 519 | 2 091 | 3 595 | 972 | 2 046 | 1 509 | 3 592 | 1 703 |
| VALUE | | | | | | | | | | | | |
| OWNER OCCUPIED | 7 073 | 4 605 | 948 | 880 | 1 300 | 1 870 | 3 465 | 933 | 1 611 | 1 138 | 3 696 | 1 253 |
| LESS THAN \$5,000 | 742 | 781 | 335 | 216 | 439 | 459 | 516 | 215 | 461 | 379 | 502 | 499 |
| \$5,000 TO \$7,400 | 1 116 | 1 094 | 249 | 162 | 362 | 488 | 859 | 278 | 390 | 345 | 740 | 269 |
| \$7,500 TO \$9,900 | 1 317 | 808 | 143 | 188 | 180 | 296 | 722 | 187 | 313 | 214 | 696 | 180 |
| \$10,000 TO \$12,400 | 1 296 | 715 | 80 | 127 | 166 | 262 | 510 | 87 | 202 | 113 | 553 | 92 |
| \$12,500 TO \$14,900 | 883 | 406 | 46 | 45 | 70 | 141 | 271 | 48 | 83 | 17 | 365 | 48 |
| \$15,000 TO \$19,900 | 1 005 | 475 | 35 | 89 | 73 | 159 | 424 | 45 | 89 | 45 | 390 | 92 |
| \$20,000 TO \$24,900 | 452 | 184 | 26 | 36 | 5 | 43 | 123 | 17 | 42 | 17 | 233 | 10 |
| \$25,000 OR MORE | 262 | 139 | 34 | 17 | 5 | 22 | 40 | 56 | 31 | 8 | 217 | 63 |
| MEDIAN DOLLARS | 10 700 | 8 800 | 6 400 | 8 300 | 6 500 | 7 400 | 8 700 | 7 300 | 7 200 | 6 400 | 9 700 | 6 200 |
| VACANT AVAILABLE FOR SALE | 118 | 87 | 35 | 20 | 45 | 65 | 61 | 12 | 55 | 28 | 64 | 32 |
| MEDIAN PRICE ASKED DOLLARS | ... | ... | ... | ... | ... | ... | ... | ... | ... | ... | ... | ... |
| GROSS RENT | | | | | | | | | | | | |
| RENTER OCCUPIED | 1 791 | 1 210 | 274 | 377 | 813 | 576 | 927 | 262 | 489 | 222 | 988 | 393 |
| LESS THAN \$20 | 8 | 9 | 4 | 13 | 22 | 12 | ... | 17 | 25 | 9 | 7 | 8 |
| \$20 TO \$39 | 77 | 89 | 32 | 46 | 71 | 64 | 61 | 41 | 57 | 12 | 53 | 50 |
| \$40 TO \$59 | 285 | 298 | 20 | 33 | 76 | 120 | 199 | 48 | 169 | 53 | 138 | 81 |
| \$60 TO \$79 | 463 | 365 | 52 | 60 | 157 | 160 | 216 | 46 | 60 | 37 | 304 | 85 |
| \$80 TO \$99 | 417 | 173 | 20 | 60 | 211 | 64 | 229 | 23 | 24 | 9 | 180 | 21 |
| \$100 TO \$119 | 161 | 56 | 16 | 19 | 80 | 28 | 43 | 19 | 16 | ... | 85 | 13 |
| \$120 OR MORE | 104 | 24 | 9 | 5 | 19 | ... | 11 | 12 | 4 | ... | 39 | 4 |
| NO CASH RENT | 276 | 196 | 121 | 141 | 177 | 128 | 168 | 56 | 134 | 102 | 182 | 131 |
| MEDIAN DOLLARS | 77 | 66 | ... | 67 | 79 | 63 | 71 | 59 | 49 | ... | 74 | 58 |
| CONTRACT RENT | | | | | | | | | | | | |
| RENTER OCCUPIED | 1 515 | 1 014 | 153 | 236 | 636 | 448 | 759 | 206 | 355 | 120 | 806 | 262 |
| MEDIAN DOLLARS | 55 | 45 | ... | 45 | 68 | 48 | 47 | 42 | 30 | ... | 51 | 31 |
| VACANT AVAILABLE FOR RENT | 86 | 98 | 51 | 27 | 75 | 52 | 80 | 16 | 12 | 11 | 98 | 55 |
| MEDIAN RENT ASKED DOLLARS | ... | ... | ... | ... | ... | ... | ... | ... | ... | ... | ... | ... |
| ACRES IN THE PLACE | | | | | | | | | | | | |
| ALL VACANT UNITS | 1 296 | 3 848 | 2 210 | 3 160 | 2 788 | 4 548 | 694 | 952 | 1 656 | 836 | 1 040 | 2 984 |
| 10 ACRES OR MORE | 293 | 460 | 534 | 518 | 623 | 344 | 280 | 134 | 583 | 401 | 598 | 431 |
| LESS THAN 10 ACRES | 1 003 | 3 388 | 1 676 | 2 642 | 2 165 | 4 204 | 414 | 818 | 1 073 | 435 | 442 | 2 553 |
| AVAILABLE VACANT UNITS | 268 | 238 | 114 | 66 | 157 | 137 | 192 | 28 | 86 | 47 | 246 | 111 |
| 10 ACRES OR MORE | 64 | 53 | 24 | 16 | 37 | 20 | 47 | ... | 12 | 8 | 84 | 21 |
| LESS THAN 10 ACRES | 204 | 185 | 90 | 50 | 120 | 117 | 145 | 28 | 74 | 39 | 162 | 90 |

Table 32.—OCCUPANCY AND FINANCIAL CHARACTERISTICS AND HEATING EQUIPMENT OF RURAL-NONFARM HOUSING UNITS, FOR COUNTIES: 1960—CON.

[Based on sample; see text. Median not shown where base is less than 200; plus (+) or minus (-) after number indicates median above or below that number]

Heating Equipment
Persons
Persons per Room
Year Moved into Unit
Home Food Freezer

Value
Gross Rent
Contract Rent
Acres in the
Place

| SUBJECT | GENESEEE | GLADWIN | GOGEBIC | GRAND TRAVERSE | GRATIOT | HILLS-DALE | HOUGHTON | HURON | INGHAM | IONIA | IOSCO | IRON |
|--------------------------------------|----------|---------|---------|----------------|---------|------------|----------|-------|--------|-------|--------|-------|
| ALL HOUSING UNITS | 21 649 | 5 966 | 3 239 | 6 741 | 3 785 | 6 630 | 8 961 | 9 453 | 8 614 | 5 771 | 8 513 | 5 484 |
| HEATING EQUIPMENT | | | | | | | | | | | | |
| STEAM OR HOT WATER | 1 742 | 151 | 80 | 129 | 185 | 236 | 1 241 | 704 | 440 | 193 | 291 | 363 |
| WARM AIR FURNACE | 12 434 | 785 | 1 074 | 1 899 | 1 035 | 3 071 | 3 488 | 2 869 | 4 892 | 2 225 | 2 350 | 2 798 |
| BUILT-IN ROOM UNITS | 2 301 | 320 | 77 | 311 | 425 | 216 | 129 | 534 | 696 | 317 | 901 | 153 |
| OTHER MEANS WITH FLUE | 4 956 | 4 399 | 1 828 | 3 548 | 1 991 | 2 897 | 3 679 | 4 732 | 2 461 | 2 846 | 4 835 | 2 084 |
| OTHER MEANS WITHOUT FLUE | 115 | 110 | 84 | 303 | 17 | 112 | 163 | 56 | 77 | 112 | 103 | 32 |
| NONE | 101 | 201 | 96 | 551 | 132 | 98 | 270 | 558 | 48 | 78 | 35 | 54 |
| ALL OCCUPIED UNITS | 19 294 | 2 230 | 2 159 | 3 319 | 3 008 | 4 959 | 6 608 | 5 173 | 7 804 | 4 530 | 4 426 | 3 850 |
| PERSONS | | | | | | | | | | | | |
| 1 PERSON | 1 162 | 353 | 319 | 326 | 293 | 620 | 1 094 | 695 | 659 | 538 | 443 | 588 |
| 2 PERSONS | 4 478 | 640 | 555 | 948 | 853 | 1 336 | 1 998 | 1 428 | 1 980 | 1 287 | 1 407 | 990 |
| 3 PERSONS | 3 511 | 389 | 360 | 577 | 445 | 823 | 1 204 | 859 | 1 336 | 768 | 793 | 794 |
| 4 PERSONS | 3 777 | 326 | 409 | 452 | 569 | 852 | 919 | 819 | 1 370 | 734 | 745 | 569 |
| 5 PERSONS | 2 912 | 224 | 264 | 456 | 392 | 608 | 701 | 550 | 1 155 | 524 | 539 | 525 |
| 6 PERSONS | 1 853 | 162 | 164 | 320 | 249 | 432 | 392 | 414 | 742 | 349 | 281 | 259 |
| 7 PERSONS | 882 | 87 | 44 | 135 | 107 | 172 | 168 | 205 | 297 | 167 | 130 | 70 |
| 8 PERSONS OR MORE | 719 | 49 | 44 | 105 | 100 | 116 | 132 | 203 | 265 | 163 | 88 | 55 |
| MEDIAN: | | | | | | | | | | | | |
| ALL OCCUPIED | 3.6 | 2.8 | 3.1 | 3.2 | 3.3 | 3.1 | 2.7 | 3.0 | 3.4 | 3.1 | 3.0 | 2.9 |
| OWNER | 3.6 | 2.7 | 3.0 | 3.1 | 2.9 | 3.0 | 2.6 | 3.0 | 3.4 | 3.0 | 2.8 | 2.9 |
| RENTER | 3.5 | 3.2 | 3.2 | 3.6 | 4.1 | 3.5 | 2.8 | 3.4 | 3.6 | 3.4 | 3.3 | 3.1 |
| PERSONS PER ROOM | | | | | | | | | | | | |
| 1.00 OR LESS | 16 560 | 2 003 | 1 931 | 2 832 | 2 689 | 4 536 | 6 108 | 4 705 | 6 802 | 3 962 | 3 870 | 3 578 |
| 1.01 OR MORE | 2 734 | 227 | 228 | 487 | 319 | 423 | 500 | 468 | 1 002 | 568 | 556 | 272 |
| YEAR MOVED INTO UNIT | | | | | | | | | | | | |
| OWNER OCCUPIED | 17 004 | 1 810 | 1 698 | 2 843 | 2 237 | 3 783 | 5 018 | 3 985 | 6 275 | 3 527 | 3 116 | 3 196 |
| 1958 TO MARCH 1960 | 3 839 | 388 | 149 | 602 | 490 | 833 | 533 | 605 | 1 547 | 614 | 743 | 340 |
| 1954 TO 1957 | 5 520 | 481 | 353 | 808 | 604 | 969 | 761 | 994 | 1 754 | 919 | 836 | 506 |
| 1940 TO 1953 | 5 877 | 673 | 704 | 1 103 | 783 | 1 459 | 1 653 | 1 595 | 2 280 | 1 376 | 1 083 | 1 181 |
| 1939 OR EARLIER | 1 768 | 268 | 452 | 350 | 360 | 522 | 2 071 | 791 | 694 | 618 | 454 | 1 169 |
| RENTER OCCUPIED | 2 290 | 420 | 461 | 476 | 771 | 1 176 | 1 590 | 1 188 | 1 529 | 1 003 | 1 310 | 654 |
| 1958 TO MARCH 1960 | 1 464 | 259 | 260 | 349 | 458 | 692 | 561 | 615 | 960 | 567 | 1 018 | 246 |
| 1954 TO 1957 | 470 | 90 | 97 | 69 | 191 | 329 | 309 | 293 | 311 | 215 | 188 | 207 |
| 1940 TO 1953 | 268 | 53 | 48 | 46 | 97 | 153 | 412 | 204 | 194 | 176 | 84 | 125 |
| 1939 OR EARLIER | 88 | 18 | 56 | 12 | 25 | 22 | 308 | 76 | 64 | 45 | 20 | 76 |
| HOME FOOD FREEZER | | | | | | | | | | | | |
| 1 OR MORE | 5 585 | 738 | 535 | 920 | 919 | 1 792 | 456 | 1 797 | 2 461 | 1 348 | 1 266 | 628 |
| NONE | 13 527 | 1 366 | 1 698 | 2 498 | 1 858 | 3 066 | 6 168 | 3 469 | 5 265 | 3 126 | 3 177 | 3 175 |
| VALUE | | | | | | | | | | | | |
| OWNER OCCUPIED | 14 799 | 1 262 | 1 157 | 2 044 | 1 801 | 3 033 | 4 232 | 3 375 | 5 360 | 2 876 | 2 511 | 2 536 |
| LESS THAN \$5,000 | 757 | 279 | 616 | 460 | 511 | 785 | 2 975 | 646 | 599 | 789 | 295 | 489 |
| \$5,000 TO \$7,400 | 1 992 | 339 | 232 | 383 | 516 | 921 | 741 | 929 | 932 | 899 | 476 | 585 |
| \$7,500 TO \$9,900 | 2 834 | 235 | 116 | 333 | 367 | 465 | 187 | 609 | 994 | 510 | 463 | 606 |
| \$10,000 TO \$12,400 | 2 878 | 196 | 101 | 276 | 151 | 404 | 112 | 477 | 796 | 333 | 450 | 482 |
| \$12,500 TO \$14,900 | 1 902 | 69 | 24 | 142 | 84 | 165 | 80 | 264 | 714 | 124 | 314 | 205 |
| \$15,000 TO \$19,900 | 2 392 | 92 | 52 | 223 | 84 | 144 | 63 | 237 | 814 | 137 | 292 | 123 |
| \$20,000 TO \$24,900 | 1 037 | 35 | 16 | 97 | 24 | 60 | 24 | 137 | 275 | 52 | 122 | 28 |
| \$25,000 OR MORE | 1 007 | 17 | ... | 130 | 64 | 89 | 50 | 76 | 236 | 32 | 99 | 18 |
| MEDIAN DOLLARS | 11 600 | 7 600 | 5 000- | 8 800 | 6 900 | 7 000 | 5 000- | 8 000 | 10 500 | 6 800 | 10 100 | 8 300 |
| VACANT AVAILABLE FOR SALE | 332 | 110 | 21 | 35 | 42 | 54 | 57 | 89 | 109 | 58 | 74 | 20 |
| MEDIAN PRICE ASKED DOLLARS | 11 600 | ... | ... | ... | ... | ... | ... | ... | ... | ... | ... | ... |
| GROSS RENT | | | | | | | | | | | | |
| RENTER OCCUPIED | 2 290 | 420 | 461 | 476 | 771 | 1 176 | 1 590 | 1 188 | 1 529 | 1 003 | 1 310 | 654 |
| LESS THAN \$20 | 19 | 16 | 26 | 4 | 14 | ... | 45 | 8 | 4 | 16 | ... | 12 |
| \$20 TO \$39 | 64 | 40 | 126 | 31 | 80 | 129 | 494 | 136 | 41 | 102 | 21 | 106 |
| \$40 TO \$59 | 306 | 78 | 121 | 88 | 201 | 230 | 478 | 289 | 220 | 222 | 108 | 209 |
| \$60 TO \$79 | 676 | 111 | 48 | 118 | 233 | 356 | 158 | 293 | 446 | 307 | 337 | 113 |
| \$80 TO \$99 | 469 | 53 | 28 | 63 | 72 | 199 | 38 | 148 | 297 | 98 | 388 | 37 |
| \$100 TO \$119 | 299 | 8 | 12 | 45 | 23 | 34 | 25 | 41 | 192 | 37 | 212 | 24 |
| \$120 OR MORE | 108 | 18 | 8 | 23 | 5 | 32 | 31 | 12 | 95 | 4 | 108 | 12 |
| NO CASH RENT | 349 | 96 | 92 | 104 | 143 | 196 | 321 | 261 | 234 | 217 | 136 | 141 |
| MEDIAN DOLLARS | 77 | 64 | 47 | 69 | 61 | 66 | 44 | 62 | 77 | 63 | 87 | 52 |
| CONTRACT RENT | | | | | | | | | | | | |
| RENTER OCCUPIED | 1 941 | 324 | 369 | 372 | 628 | 980 | 1 269 | 927 | 1 295 | 786 | 1 174 | 513 |
| MEDIAN DOLLARS | 57 | 39 | 25 | 48 | 35 | 42 | 23 | 36 | 53 | 40 | 66 | 32 |
| VACANT AVAILABLE FOR RENT | 258 | 128 | 25 | 55 | 46 | 87 | 118 | 425 | 144 | 47 | 151 | 143 |
| MEDIAN RENT ASKED DOLLARS | 52 | ... | ... | ... | ... | ... | ... | 101 | ... | ... | ... | ... |
| ACRES IN THE PLACE | | | | | | | | | | | | |
| ALL VACANT UNITS | 2 355 | 3 736 | 1 080 | 3 422 | 777 | 1 671 | 2 353 | 4 280 | 810 | 1 241 | 4 087 | 1 634 |
| 10 ACRES OR MORE | 342 | 425 | 397 | 1 029 | 463 | 436 | 443 | 702 | 245 | 371 | 227 | 446 |
| LESS THAN 10 ACRES | 2 013 | 3 311 | 683 | 2 393 | 314 | 1 235 | 1 910 | 3 578 | 565 | 870 | 3 860 | 1 188 |
| AVAILABLE VACANT UNITS | 691 | 267 | 59 | 111 | 161 | 193 | 202 | 563 | 303 | 180 | 247 | 205 |
| 10 ACRES OR MORE | 88 | 29 | 13 | 14 | 68 | 52 | 27 | 32 | 47 | 70 | 7 | 39 |
| LESS THAN 10 ACRES | 603 | 238 | 46 | 97 | 93 | 141 | 175 | 531 | 256 | 110 | 240 | 166 |

Table 32.—OCCUPANCY AND FINANCIAL CHARACTERISTICS AND HEATING EQUIPMENT OF RURAL-NONFARM HOUSING UNITS, FOR COUNTIES 1960—CON.

Heating Equipment
Persons
Persons per Room
Year Moved into Unit
Home Food Freezer

Value
Gross Rent
Contract Rent
Acres in the
Place

[Based on sample; see text. Median not shown where base is less than 200; plus (+) or minus (-) after number indicates median above or below that number]

| SUBJECT | ISABELLA | JACKSON | KALAMAZOO | KALKASKA | KENT | KEWEENAW | LAKE | LAPEER | LEELANAU | LENAAWEE | LIVINGSTON | LUCE |
|--|----------|---------|-----------|----------|--------|----------|-------|--------|----------|----------|------------|-------|
| ALL HOUSING UNITS | 4 379 | 14 250 | 14 061 | 3 560 | 17 883 | 1 913 | 5 208 | 8 214 | 5 004 | 11 570 | 12 666 | 2 009 |
| HEATING EQUIPMENT | | | | | | | | | | | | |
| STEAM OR HOT WATER | 140 | 600 | 906 | 32 | 856 | 135 | 53 | 497 | 183 | 530 | 635 | 52 |
| WARM AIR FURNACE | 1 285 | 8 515 | 9 032 | 404 | 11 470 | 531 | 562 | 3 446 | 1 354 | 5 669 | 4 679 | 262 |
| BUILT-IN ROOM UNITS | 458 | 581 | 807 | 349 | 738 | 221 | 101 | 684 | 262 | 626 | 741 | 112 |
| OTHER MEANS WITH FLUE | 2 202 | 4 177 | 2 994 | 2 741 | 4 461 | 809 | 4 404 | 3 267 | 2 513 | 4 216 | 6 047 | 1 471 |
| OTHER MEANS WITHOUT FLUE | 22 | 115 | 80 | 11 | 146 | 38 | 64 | 177 | 63 | 194 | 206 | 70 |
| NONE | 272 | 258 | 242 | 23 | 199 | 179 | 24 | 143 | 629 | 335 | 358 | 42 |
| ALL OCCUPIED UNITS | 3 336 | 11 599 | 11 931 | 1 105 | 15 041 | 800 | 1 581 | 6 269 | 1 982 | 8 542 | 7 615 | 861 |
| PERSONS | | | | | | | | | | | | |
| 1 PERSON | 272 | 1 032 | 973 | 167 | 1 162 | 119 | 330 | 621 | 290 | 830 | 761 | 109 |
| 2 PERSONS | 798 | 3 132 | 3 036 | 370 | 3 948 | 239 | 559 | 1 673 | 663 | 2 092 | 2 014 | 173 |
| 3 PERSONS | 563 | 2 008 | 2 018 | 197 | 2 526 | 181 | 239 | 1 011 | 326 | 1 360 | 1 314 | 130 |
| 4 PERSONS | 613 | 2 163 | 2 442 | 157 | 2 703 | 100 | 159 | 1 153 | 284 | 1 716 | 1 499 | 165 |
| 5 PERSONS | 467 | 1 666 | 1 717 | 91 | 2 288 | 74 | 123 | 764 | 160 | 1 153 | 909 | 108 |
| 6 PERSONS | 263 | 895 | 1 070 | 66 | 1 329 | 56 | 105 | 586 | 128 | 711 | 545 | 81 |
| 7 PERSONS | 165 | 356 | 390 | 16 | 568 | 18 | 37 | 259 | 62 | 388 | 307 | 25 |
| 8 PERSONS OR MORE | 195 | 347 | 285 | 41 | 517 | 13 | 29 | 202 | 69 | 292 | 266 | 70 |
| MEDIAN: | | | | | | | | | | | | |
| ALL OCCUPIED | 3.6 | 3.3 | 3.5 | 2.6 | 3.5 | 2.7 | 2.3 | 3.3 | 2.6 | 3.5 | 3.3 | 3.6 |
| OWNER | 3.5 | 3.3 | 3.5 | 2.7 | 3.5 | 2.6 | 2.3 | 3.3 | 2.6 | 3.4 | 3.2 | 3.7 |
| RENTER | 3.8 | 3.5 | 3.4 | ... | 3.2 | ... | 2.3 | 3.5 | 2.6 | 3.7 | 3.5 | ... |
| PERSONS PER ROOM | | | | | | | | | | | | |
| 1.00 OR LESS | 2 783 | 10 172 | 10 644 | 1 014 | 13 347 | 742 | 1 414 | 5 459 | 1 803 | 7 559 | 6 754 | 661 |
| 1.01 OR MORE | 553 | 1 427 | 1 287 | 91 | 1 694 | 58 | 167 | 810 | 179 | 983 | 861 | 200 |
| YEAR MOVED INTO UNIT | | | | | | | | | | | | |
| OWNER OCCUPIED | | | | | | | | | | | | |
| 1958 TO MARCH 1960 | 2 638 | 9 761 | 10 014 | 954 | 13 102 | 667 | 1 287 | 4 971 | 1 592 | 6 456 | 6 048 | 694 |
| 1954 TO 1957 | 639 | 2 560 | 2 884 | 225 | 3 045 | 41 | 194 | 965 | 239 | 1 496 | 1 333 | 142 |
| 1940 TO 1953 | 810 | 2 649 | 2 916 | 262 | 4 111 | 87 | 295 | 1 399 | 373 | 1 777 | 2 003 | 148 |
| 1939 OR EARLIER | 829 | 3 471 | 3 208 | 332 | 4 539 | 242 | 578 | 1 861 | 637 | 2 445 | 2 080 | 312 |
| RENTER OCCUPIED | | | | | | | | | | | | |
| 1958 TO MARCH 1960 | 698 | 1 838 | 1 917 | 151 | 1 939 | 133 | 294 | 1 298 | 390 | 2 086 | 1 567 | 167 |
| 1954 TO 1957 | 374 | 1 083 | 1 231 | 70 | 1 101 | 52 | 166 | 737 | 235 | 1 201 | 1 018 | 119 |
| 1940 TO 1953 | 168 | 421 | 414 | 32 | 419 | 32 | 47 | 295 | 69 | 491 | 313 | 29 |
| 1939 OR EARLIER | 121 | 275 | 212 | 20 | 288 | 44 | 56 | 195 | 66 | 310 | 204 | 11 |
| HOME FOOD FREEZER | | | | | | | | | | | | |
| 1 OR MORE | 978 | 3 752 | 3 693 | 257 | 5 526 | 26 | 435 | 1 708 | 578 | 2 943 | 2 346 | 201 |
| NONE | 2 100 | 7 828 | 8 378 | 877 | 9 337 | 752 | 1 134 | 4 383 | 1 580 | 5 713 | 5 286 | 686 |
| VALUE | | | | | | | | | | | | |
| OWNER OCCUPIED | | | | | | | | | | | | |
| LESS THAN \$5,000 | 1 858 | 7 676 | 7 532 | 630 | 10 599 | 603 | 937 | 3 818 | 1 141 | 5 463 | 4 899 | 386 |
| \$5,000 TO \$7,400 | 388 | 923 | 486 | 261 | 938 | 552 | 433 | 601 | 202 | 810 | 375 | 183 |
| \$7,500 TO \$9,900 | 308 | 1 418 | 1 013 | 151 | 1 461 | 47 | 229 | 983 | 269 | 1 136 | 675 | 94 |
| \$10,000 TO \$12,400 | 425 | 1 352 | 1 288 | 80 | 1 658 | 4 | 98 | 824 | 192 | 1 020 | 869 | 58 |
| \$12,500 TO \$14,900 | 307 | 1 197 | 1 248 | 55 | 1 805 | ... | 81 | 598 | 138 | 959 | 1 101 | 38 |
| \$15,000 TO \$17,400 | 117 | 893 | 1 061 | 22 | 1 551 | ... | 24 | 340 | 123 | 596 | 646 | 4 |
| \$17,500 TO \$19,900 | 197 | 1 197 | 1 410 | 21 | 1 664 | ... | 21 | 326 | 104 | 614 | 694 | 5 |
| \$20,000 TO \$24,900 | 76 | 421 | 545 | 28 | 751 | ... | 19 | 104 | 51 | 158 | 286 | 4 |
| \$25,000 OR MORE | 40 | 275 | 481 | 12 | 771 | ... | 32 | 42 | 62 | 170 | 253 | ... |
| MEDIAN DOLLARS | 8 900 | 10 300 | 12 000 | 5 900 | 11 700 | 5 000- | 5 400 | 8 500 | 8 800 | 9 400 | 11 200 | 5 300 |
| VACANT AVAILABLE FOR SALE | | | | | | | | | | | | |
| MEDIAN PRICE ASKED DOLLARS | 35 | 111 | 319 | 31 | 126 | 8 | 51 | 76 | 38 | 112 | 243 | ... |
| GROSS RENT | | | | | | | | | | | | |
| RENTER OCCUPIED | | | | | | | | | | | | |
| LESS THAN \$20 | 698 | 1 838 | 1 917 | 151 | 1 939 | 133 | 294 | 1 298 | 390 | 2 086 | 1 567 | 167 |
| \$20 TO \$39 | 18 | 13 | 16 | ... | 13 | 17 | 8 | ... | 8 | 9 | 12 | 12 |
| \$40 TO \$59 | 96 | 97 | 65 | 16 | 103 | 22 | 79 | 63 | 28 | 108 | 80 | 38 |
| \$60 TO \$79 | 158 | 308 | 267 | 28 | 390 | 16 | 54 | 289 | 56 | 388 | 173 | 42 |
| \$80 TO \$99 | 131 | 486 | 581 | 4 | 506 | 23 | 29 | 344 | 107 | 677 | 467 | 24 |
| \$100 TO \$119 | 64 | 341 | 371 | 8 | 289 | 17 | 4 | 232 | 33 | 379 | 381 | 11 |
| \$120 OR MORE | 51 | 156 | 199 | 9 | 104 | 12 | ... | 63 | 25 | 162 | 169 | 3 |
| NO CASH RENT | 20 | 93 | 164 | ... | 72 | ... | ... | 18 | 21 | 52 | 64 | 8 |
| MEDIAN DOLLARS | 160 | 344 | 254 | 86 | 462 | 26 | 120 | 289 | 112 | 311 | 221 | 29 |
| CONTRACT RENT | | | | | | | | | | | | |
| RENTER OCCUPIED | | | | | | | | | | | | |
| MEDIAN DOLLARS | 38 | 53 | 58 | ... | 48 | ... | ... | 45 | 48 | 48 | 56 | ... |
| VACANT AVAILABLE FOR RENT | | | | | | | | | | | | |
| MEDIAN RENT ASKED DOLLARS | 64 | 61 | 165 | 28 | 132 | 4 | 55 | 120 | 55 | 138 | 164 | 7 |
| ACRES IN THE PLACE | | | | | | | | | | | | |
| ALL VACANT UNITS | | | | | | | | | | | | |
| 10 ACRES OR MORE | 1 043 | 2 647 | 2 130 | 2 455 | 2 829 | 1 113 | 3 627 | 1 945 | 3 022 | 3 028 | 5 051 | 1 148 |
| LESS THAN 10 ACRES | 447 | 626 | 363 | 383 | 602 | 19 | 428 | 524 | 730 | 414 | 588 | 426 |
| AVAILABLE VACANT UNITS | 596 | 2 221 | 1 767 | 2 072 | 2 227 | 1 094 | 3 199 | 1 421 | 2 292 | 2 614 | 4 503 | 722 |
| 10 ACRES OR MORE | | | | | | | | | | | | |
| 10 ACRES OR MORE | 134 | 208 | 549 | 67 | 359 | 20 | 119 | 278 | 125 | 356 | 469 | 23 |
| LESS THAN 10 ACRES | 35 | 36 | 65 | 8 | 93 | 4 | 8 | 82 | 32 | 98 | 62 | 16 |
| LESS THAN 10 ACRES | 99 | 172 | 484 | 59 | 266 | 16 | 111 | 196 | 93 | 258 | 407 | 7 |

Table 32.—OCCUPANCY AND FINANCIAL CHARACTERISTICS AND HEATING EQUIPMENT OF RURAL-NONFARM HOUSING UNITS, FOR COUNTIES: 1960—*Con.*

[Based on sample; see text. Median not shown where base is less than 200; plus (+) or minus (-) after number indicates median above or below that number]

Heating Equipment
Persons
Persons per Room
Year Moved into Unit
Home Food Freezer
Value
Gross Rent
Contract Rent
Acres in the
Place

| SUBJECT | MUSKOGON | NEWAYGO | DAKLAHD | OCEANA | OGEWAW | ONTO-NAGON | OSCEOLA | OSCODA | OTSEGO | OTTAWA | PRESQUE ISLE | ROS-COMMON |
|--|----------|---------|---------|--------|--------|------------|---------|--------|--------|--------|--------------|------------|
| ALL HOUSING UNITS | 14 360 | 8 286 | 24 464 | 6 330 | 5 105 | 3 737 | 4 392 | 2 516 | 3 133 | 13 694 | 3 470 | 7 985 |
| HEATING EQUIPMENT | | | | | | | | | | | | |
| STEAM OR HOT WATER | 752 | 175 | 2 917 | 264 | 178 | 458 | 153 | 8 | 33 | 624 | 93 | 144 |
| WARM AIR FURNACE | 6 623 | 2 025 | 14 162 | 1 666 | 1 013 | 958 | 1 493 | 356 | 496 | 9 088 | 809 | 1 261 |
| BUILT-IN ROOM UNITS | 1 242 | 340 | 1 536 | 308 | 528 | 65 | 320 | 266 | 105 | 469 | 315 | 623 |
| OTHER MEANS WITH FLUE | 5 377 | 5 591 | 5 255 | 3 561 | 3 302 | 1 969 | 2 273 | 1 863 | 2 457 | 2 770 | 2 030 | 5 865 |
| OTHER MEANS WITHOUT FLUE | 69 | 99 | 280 | 60 | 46 | 274 | 19 | 8 | 21 | 127 | 145 | 52 |
| NONE | 295 | 56 | 303 | 471 | 38 | 13 | 134 | 15 | 21 | 616 | 78 | 40 |
| ALL OCCUPIED UNITS | 11 965 | 4 610 | 20 077 | 3 573 | 2 194 | 2 725 | 2 971 | 886 | 1 101 | 11 303 | 1 598 | 2 322 |
| PERSONS | | | | | | | | | | | | |
| 1 PERSON | 1 109 | 620 | 1 284 | 529 | 299 | 401 | 425 | 143 | 83 | 817 | 263 | 343 |
| 2 PERSONS | 2 660 | 1 395 | 4 763 | 1 002 | 693 | 769 | 815 | 336 | 386 | 2 585 | 449 | 888 |
| 3 PERSONS | 2 032 | 718 | 3 664 | 570 | 353 | 508 | 526 | 182 | 160 | 1 744 | 222 | 392 |
| 4 PERSONS | 2 187 | 689 | 4 185 | 623 | 290 | 417 | 476 | 97 | 151 | 2 236 | 212 | 275 |
| 5 PERSONS | 1 726 | 551 | 2 926 | 374 | 245 | 276 | 321 | 63 | 123 | 1 843 | 199 | 215 |
| 6 PERSONS | 1 257 | 287 | 1 711 | 252 | 154 | 193 | 197 | 47 | 84 | 1 447 | 111 | 124 |
| 7 PERSONS | 482 | 178 | 890 | 104 | 81 | 90 | 135 | 35 | 47 | 442 | 39 | 48 |
| 8 PERSONS OR MORE | 512 | 172 | 654 | 119 | 79 | 71 | 76 | 13 | 67 | 489 | 103 | 37 |
| MEDIAN: | | | | | | | | | | | | |
| ALL OCCUPIED | 3.6 | 2.9 | 3.6 | 2.9 | 2.8 | 2.9 | 3.0 | 2.4 | 3.0 | 3.7 | 2.9 | 2.4 |
| OWNER | 3.6 | 2.9 | 3.6 | 2.9 | 2.7 | 2.9 | 3.0 | 2.4 | 3.0 | 3.8 | 3.0 | 2.4 |
| RENTER | 3.3 | 2.8 | 3.4 | 3.0 | 3.0 | 2.8 | 2.9 | ... | 3.2 | 3.5 | 2.4 | 2.5 |
| PERSONS PER ROOM | | | | | | | | | | | | |
| 1.00 OR LESS | 10 028 | 3 966 | 17 818 | 3 211 | 1 962 | 2 372 | 2 681 | 808 | 873 | 9 812 | 1 411 | 2 092 |
| 1.01 OR MORE | 1 937 | 644 | 2 259 | 362 | 232 | 353 | 290 | 78 | 228 | 1 491 | 187 | 230 |
| YEAR MOVED INTO UNIT | | | | | | | | | | | | |
| OWNER OCCUPIED | 10 574 | 3 763 | 16 983 | 2 824 | 1 733 | 1 961 | 2 354 | 737 | 900 | 9 690 | 1 330 | 1 925 |
| 1956 TO MARCH 1960 | 2 219 | 660 | 4 519 | 501 | 388 | 292 | 407 | 189 | 197 | 2 119 | 236 | 501 |
| 1954 TO 1957 | 3 125 | 1 067 | 5 851 | 664 | 376 | 342 | 584 | 160 | 308 | 2 716 | 290 | 563 |
| 1940 TO 1953 | 4 111 | 1 425 | 5 422 | 1 099 | 710 | 811 | 880 | 280 | 293 | 3 591 | 533 | 682 |
| 1939 OR EARLIER | 1 119 | 611 | 1 191 | 560 | 259 | 516 | 483 | 108 | 102 | 1 264 | 271 | 179 |
| RENTER OCCUPIED | 1 391 | 847 | 3 094 | 749 | 461 | 764 | 617 | 149 | 201 | 1 613 | 268 | 397 |
| 1956 TO MARCH 1960 | 771 | 486 | 2 042 | 436 | 313 | 402 | 359 | 76 | 136 | 1 016 | 121 | 265 |
| 1954 TO 1957 | 367 | 201 | 566 | 152 | 97 | 201 | 137 | 40 | 26 | 325 | 58 | 77 |
| 1940 TO 1953 | 171 | 93 | 417 | 131 | 47 | 102 | 93 | 29 | 28 | 190 | 51 | 55 |
| 1939 OR EARLIER | 82 | 67 | 69 | 30 | 4 | 59 | 28 | 4 | 11 | 82 | 38 | ... |
| HOME FOOD FREEZER | | | | | | | | | | | | |
| 1 OR MORE | 3 841 | 1 047 | 6 600 | 826 | 810 | 445 | 829 | 326 | 334 | 3 313 | 428 | 688 |
| NONE | 8 104 | 3 487 | 13 662 | 2 567 | 1 373 | 2 244 | 1 841 | 489 | 707 | 7 911 | 1 164 | 1 622 |
| VALUE | | | | | | | | | | | | |
| OWNER OCCUPIED | 8 586 | 2 507 | 14 820 | 1 971 | 1 250 | 1 307 | 1 680 | 545 | 550 | 8 038 | 837 | 1 447 |
| LESS THAN \$5,000 | 1 166 | 685 | 626 | 573 | 397 | 490 | 577 | 150 | 167 | 566 | 248 | 315 |
| \$5,000 TO \$7,400 | 1 815 | 692 | 1 332 | 525 | 304 | 399 | 425 | 112 | 127 | 1 171 | 167 | 315 |
| \$7,500 TO \$9,900 | 1 831 | 508 | 2 131 | 343 | 258 | 151 | 307 | 136 | 69 | 1 698 | 145 | 298 |
| \$10,000 TO \$12,400 | 1 274 | 264 | 2 185 | 234 | 113 | 109 | 195 | 100 | 81 | 1 531 | 140 | 133 |
| \$12,500 TO \$14,900 | 943 | 144 | 1 593 | 161 | 77 | 69 | 62 | 21 | 53 | 1 308 | 60 | 111 |
| \$15,000 TO \$19,900 | 957 | 126 | 2 068 | 86 | 55 | 65 | 70 | 17 | 37 | 1 049 | 25 | 126 |
| \$20,000 TO \$24,900 | 307 | 37 | 1 316 | 33 | 28 | 12 | 36 | 4 | 12 | 409 | 16 | 72 |
| \$25,000 OR MORE | 293 | 51 | 3 569 | 16 | 18 | 12 | 8 | 5 | 4 | 306 | 36 | 77 |
| MEDIAN DOLLARS | 9 300 | 7 100 | 14 300 | 7 000 | 6 900 | 6 000 | 6 500 | 7 700 | 7 100 | 11 000 | 7 600 | 8 300 |
| VACANT AVAILABLE FOR SALE | 210 | 51 | 470 | 28 | 26 | 24 | 37 | 4 | 16 | 129 | 31 | 56 |
| MEDIAN PRICE ASKED DOLLARS | 7 700 | ... | 17 300 | ... | ... | ... | ... | ... | ... | ... | ... | ... |
| GROSS RENT | | | | | | | | | | | | |
| RENTER OCCUPIED | 1 391 | 847 | 3 094 | 749 | 461 | 764 | 617 | 149 | 201 | 1 613 | 268 | 397 |
| LESS THAN \$20 | 8 | 8 | 4 | 9 | 10 | 15 | 8 | 4 | ... | 8 | 8 | ... |
| \$20 TO \$39 | 100 | 114 | 61 | 102 | 28 | 70 | 73 | 23 | 22 | 67 | 20 | 41 |
| \$40 TO \$59 | 282 | 243 | 212 | 230 | 125 | 146 | 158 | 14 | 60 | 353 | 40 | 60 |
| \$60 TO \$79 | 378 | 181 | 785 | 163 | 102 | 143 | 109 | 36 | 31 | 465 | 68 | 62 |
| \$80 TO \$99 | 184 | 65 | 752 | 65 | 51 | 61 | 76 | 8 | 26 | 304 | 6 | 61 |
| \$100 TO \$119 | 76 | 4 | 399 | ... | 26 | 99 | 28 | 9 | 6 | 119 | ... | 29 |
| \$120 OR MORE | 59 | 5 | 339 | 13 | 4 | 27 | 4 | ... | 5 | 38 | ... | 12 |
| NO CASH RENT | 304 | 227 | 542 | 167 | 115 | 203 | 161 | 55 | 51 | 259 | 126 | 132 |
| MEDIAN DOLLARS | 69 | 55 | 85 | 56 | 62 | 65 | 59 | ... | ... | 72 | ... | 68 |
| CONTRACT RENT | | | | | | | | | | | | |
| RENTER OCCUPIED | 1 087 | 620 | 2 552 | 582 | 346 | 561 | 456 | 94 | 150 | 1 354 | 142 | 265 |
| MEDIAN DOLLARS | 46 | 36 | 63 | 36 | 42 | 43 | 39 | ... | ... | 49 | ... | 44 |
| VACANT AVAILABLE FOR RENT | 161 | 49 | 312 | 68 | 15 | 74 | 58 | 42 | 12 | 109 | 16 | 56 |
| MEDIAN RENT ASKED DOLLARS | ... | ... | 67 | ... | ... | ... | ... | ... | ... | ... | ... | ... |
| ACRES IN THE PLACE | | | | | | | | | | | | |
| ALL VACANT UNITS | 2 393 | 3 676 | 4 376 | 2 757 | 2 911 | 1 012 | 1 421 | 1 630 | 2 032 | 2 391 | 1 872 | 5 663 |
| 10 ACRES OR MORE | 279 | 947 | 288 | 839 | 458 | 323 | 405 | 281 | 372 | 463 | 434 | 79 |
| LESS THAN 10 ACRES | 2 114 | 3 129 | 4 088 | 1 918 | 2 453 | 689 | 1 016 | 1 349 | 1 660 | 1 928 | 1 438 | 5 584 |
| AVAILABLE VACANT UNITS | 421 | 170 | 824 | 156 | 52 | 144 | 114 | 64 | 48 | 273 | 58 | 127 |
| 10 ACRES OR MORE | 45 | 64 | 38 | 60 | 11 | 41 | 19 | 14 | 16 | 31 | 7 | 11 |
| LESS THAN 10 ACRES | 376 | 106 | 786 | 96 | 41 | 103 | 95 | 50 | 32 | 242 | 51 | 116 |

Table 33.—TENURE, CONDITION AND PLUMBING FACILITIES, AND STRUCTURAL CHARACTERISTICS OF OCCUPIED RURAL-FARM HOUSING UNITS, FOR COUNTIES 1960

[Based on sample; see text. Median not shown where base is less than 200]

Tenure by Color
Condition and
Plumbing
Water Supply
Toilet Fac.
Bathing Fac.
Rooms
Year Struct. Built
Heating Equipment
Source of Water
Sewage Disposal
Home Food Freezer

| SUBJECT | ALCONA | ALGER | ALLEGAN | ALPENA | ANTRIM | ARENAC | BARAGA | BARRY | BAY | BENZIE | BERRIEN | BRANCH |
|---|--------|-------|---------|--------|--------|--------|--------|-------|-------|--------|---------|--------|
| TENURE AND COLOR | | | | | | | | | | | | |
| ALL OCCUPIED UNITS | 483 | 214 | 3 368 | 902 | 533 | 770 | 207 | 2 029 | 2 423 | 309 | 4 443 | 2 258 |
| OWNER OCCUPIED | 469 | 209 | 3 075 | 849 | 488 | 723 | 198 | 1 888 | 2 277 | 279 | 3 704 | 2 027 |
| RENTER OCCUPIED | 14 | 5 | 293 | 53 | 45 | 47 | 5 | 141 | 146 | 30 | 739 | 231 |
| WHITE | 469 | 209 | 3 051 | 849 | 488 | 723 | 198 | 1 888 | 2 277 | 279 | 3 688 | 2 027 |
| NONWHITE | 14 | 5 | 24 | 53 | 45 | 47 | 5 | 141 | 146 | 30 | 739 | 231 |
| WHITE | 14 | 5 | 293 | 53 | 45 | 47 | 5 | 141 | 146 | 30 | 488 | 231 |
| NONWHITE | ... | ... | ... | ... | ... | ... | ... | ... | ... | ... | 251 | ... |
| CONDITION AND PLUMBING | | | | | | | | | | | | |
| ALL OCCUPIED UNITS | 483 | 214 | 3 368 | 902 | 533 | 770 | 207 | 2 029 | 2 423 | 309 | 4 443 | 2 258 |
| SOUND | 363 | 125 | 2 722 | 677 | 375 | 580 | 161 | 1 526 | 1 782 | 228 | 3 440 | 1 827 |
| WITH ALL PLUMBING FACILITIES | 301 | 52 | 2 492 | 511 | 315 | 490 | 88 | 1 322 | 1 597 | 173 | 3 204 | 1 591 |
| LACKING ONLY HOT WATER | 9 | ... | 40 | 20 | 8 | 4 | ... | 8 | 36 | 20 | 52 | 12 |
| LACKING OTHER PLUMBING FACILITIES | 53 | 73 | 190 | 146 | 52 | 86 | 73 | 196 | 149 | 35 | 184 | 224 |
| DETERIORATING | 79 | 81 | 561 | 183 | 125 | 153 | 34 | 423 | 524 | 49 | 621 | 351 |
| WITH ALL PLUMBING FACILITIES | 42 | 22 | 336 | 73 | 62 | 51 | 5 | 277 | 299 | 12 | 428 | 241 |
| LACKING ONLY HOT WATER | 4 | ... | 20 | 17 | 13 | 4 | ... | 25 | 40 | ... | 12 | 4 |
| LACKING OTHER PLUMBING FACILITIES | 33 | 59 | 205 | 93 | 50 | 98 | 29 | 121 | 185 | 37 | 181 | 106 |
| DILAPIDATED | 41 | 8 | 85 | 42 | 33 | 37 | 12 | 80 | 117 | 32 | 382 | 80 |
| RENTER OCCUPIED | 14 | 5 | 293 | 53 | 45 | 47 | 5 | 141 | 146 | 30 | 739 | 231 |
| SOUND | 4 | ... | 197 | 34 | 30 | 30 | 5 | 98 | 88 | 7 | 283 | 171 |
| WITH ALL PLUMBING FACILITIES | ... | ... | 165 | 23 | 22 | 21 | ... | 82 | 81 | ... | 180 | 131 |
| LACKING SOME OR ALL FACILITIES | 4 | ... | 32 | 11 | 8 | 9 | 5 | 16 | 7 | 7 | 103 | 40 |
| DETERIORATING | 3 | 5 | 76 | 15 | 15 | 8 | ... | 35 | 42 | 12 | 170 | 56 |
| WITH ALL PLUMBING FACILITIES | ... | 5 | 44 | 4 | 3 | 4 | ... | 13 | 19 | ... | 78 | 36 |
| LACKING SOME OR ALL FACILITIES | 3 | ... | 32 | 11 | 12 | 4 | ... | 22 | 23 | 12 | 92 | 20 |
| DILAPIDATED | 7 | ... | 20 | 4 | ... | 9 | ... | 8 | 16 | 11 | 286 | 4 |
| ALL OCCUPIED UNITS | 483 | 214 | 3 368 | 902 | 533 | 770 | 207 | 2 029 | 2 423 | 309 | 4 443 | 2 258 |
| WATER SUPPLY | | | | | | | | | | | | |
| HOT AND COLD PIPED WATER INSIDE STRUCTURE | 369 | 141 | 2 998 | 632 | 426 | 596 | 173 | 1 723 | 2 048 | 202 | 3 777 | 1 986 |
| ONLY COLD PIPED WATER INSIDE STRUCTURE | 56 | 61 | 213 | 134 | 67 | 61 | 20 | 161 | 188 | 72 | 220 | 104 |
| PIPED WATER OUTSIDE STRUCTURE | 8 | 4 | 36 | 29 | 23 | 4 | 5 | 44 | 16 | 4 | 131 | 36 |
| NO PIPED WATER | 50 | 8 | 121 | 107 | 17 | 109 | 9 | 101 | 171 | 31 | 315 | 132 |
| TOILET FACILITIES | | | | | | | | | | | | |
| FLUSH TOILET, EXCLUSIVE USE | 361 | 128 | 3 011 | 649 | 426 | 569 | 141 | 1 712 | 2 046 | 218 | 3 815 | 1 929 |
| FLUSH TOILET, SHARED | 4 | ... | 20 | 4 | ... | 5 | 4 | 8 | 12 | ... | 4 | 4 |
| OTHER TOILET FACILITIES OR NONE | 118 | 86 | 337 | 249 | 107 | 196 | 62 | 309 | 365 | 91 | 624 | 325 |
| BATHING FACILITIES | | | | | | | | | | | | |
| BATHTUB OR SHOWER, EXCLUSIVE USE | 369 | 78 | 2 917 | 641 | 414 | 571 | 105 | 1 672 | 2 041 | 210 | 3 778 | 1 880 |
| BATHTUB OR SHOWER, SHARED | 4 | ... | 16 | 4 | ... | 5 | ... | 8 | 12 | ... | 8 | 4 |
| NO BATHTUB OR SHOWER | 110 | 136 | 435 | 257 | 119 | 194 | 102 | 349 | 370 | 99 | 657 | 374 |
| ROOMS | | | | | | | | | | | | |
| 1 ROOM | 8 | ... | 20 | ... | 4 | 8 | 5 | 12 | 9 | 15 | 208 | 8 |
| 2 ROOMS | 4 | ... | 12 | 12 | 5 | 12 | ... | 8 | 36 | 4 | 135 | 12 |
| 3 ROOMS | 22 | 9 | 84 | 25 | 13 | 16 | 4 | 33 | 40 | 8 | 163 | 32 |
| 4 ROOMS | 43 | 34 | 225 | 92 | 40 | 70 | 28 | 105 | 230 | 37 | 470 | 73 |
| 5 ROOMS | 93 | 65 | 472 | 179 | 99 | 152 | 16 | 228 | 463 | 40 | 717 | 146 |
| 6 ROOMS | 107 | 65 | 770 | 245 | 113 | 187 | 65 | 444 | 562 | 50 | 915 | 475 |
| 7 ROOMS | 105 | 12 | 743 | 135 | 130 | 133 | 40 | 469 | 463 | 52 | 771 | 595 |
| 8 ROOMS OR MORE | 101 | 29 | 1 042 | 214 | 129 | 192 | 49 | 730 | 620 | 103 | 1 064 | 917 |
| MEDIAN: | | | | | | | | | | | | |
| ALL OCCUPIED | 6.2 | 5.5 | 6.6 | 6.1 | 6.4 | 6.2 | 6.3 | 6.9 | 6.3 | 6.5 | 6.1 | 7.1 |
| OWNER | 6.2 | 5.4 | 6.7 | 6.2 | 6.5 | 6.2 | 6.3 | 6.9 | 6.3 | 6.7 | 6.3 | 7.2 |
| RENTER | ... | ... | 5.9 | ... | ... | ... | ... | ... | ... | ... | 3.3 | 6.9 |
| YEAR STRUCTURE BUILT | | | | | | | | | | | | |
| 1955 TO MARCH 1960 | 27 | 12 | 133 | 57 | 35 | 40 | ... | 85 | 202 | 4 | 237 | 57 |
| 1950 TO 1954 | 34 | ... | 176 | 38 | 22 | 48 | ... | 44 | 190 | 13 | 270 | 52 |
| 1940 TO 1949 | 92 | 16 | 192 | 170 | 34 | 94 | 8 | 92 | 258 | 48 | 572 | 56 |
| 1930 TO 1939 | 65 | 46 | 206 | 89 | 59 | 77 | 28 | 108 | 235 | 28 | 498 | 61 |
| 1929 OR EARLIER | 265 | 140 | 2 661 | 548 | 383 | 511 | 171 | 1 700 | 1 538 | 216 | 2 866 | 2 032 |
| HEATING EQUIPMENT | | | | | | | | | | | | |
| STEAM OR HOT WATER | 4 | ... | 84 | 20 | 4 | 12 | 8 | 48 | 186 | 8 | 253 | 65 |
| WARM AIR FURNACE | 265 | 57 | 2 204 | 465 | 263 | 294 | 113 | 1 202 | 1 368 | 132 | 2 866 | 1 598 |
| BUILT-IN ROOM UNITS | 4 | 4 | 107 | 8 | 55 | 33 | ... | 98 | 58 | ... | 222 | 77 |
| OTHER MEANS WITH FLUE | 205 | 153 | 973 | 401 | 211 | 419 | 64 | 681 | 795 | 152 | 1 037 | 510 |
| OTHER MEANS WITHOUT FLUE | 5 | ... | ... | 8 | ... | 12 | ... | ... | 16 | ... | 61 | 8 |
| NONE | ... | ... | ... | ... | ... | ... | ... | ... | ... | ... | 4 | ... |
| SOURCE OF WATER | | | | | | | | | | | | |
| PUBLIC SYSTEM OR PRIVATE COMPANY | ... | ... | 20 | 5 | 11 | 10 | 10 | 15 | 91 | ... | 98 | 41 |
| INDIVIDUAL WELL | 433 | 213 | 3 192 | 853 | 521 | 743 | 215 | 1 971 | 2 292 | 285 | 4 280 | 2 232 |
| OTHER | 26 | ... | 30 | 10 | 10 | 16 | ... | 10 | 68 | ... | 80 | 15 |
| SEWAGE DISPOSAL | | | | | | | | | | | | |
| PUBLIC SEWER | ... | ... | ... | ... | ... | ... | 5 | 5 | ... | ... | 30 | 15 |
| SEPTIC TANK OR CESSPOOL | 392 | 140 | 2 876 | 635 | 456 | 583 | 164 | 1 699 | 2 125 | 208 | 3 691 | 1 974 |
| OTHER OR NONE | 67 | 73 | 373 | 233 | 86 | 186 | 56 | 292 | 326 | 77 | 737 | 299 |
| HOME FOOD FREEZER | | | | | | | | | | | | |
| 1 OR MORE | 478 | 58 | 2 443 | 633 | 244 | 632 | 78 | 1 308 | 1 424 | 243 | 2 557 | 1 590 |
| NONE | 131 | 158 | 1 379 | 348 | 269 | 159 | 50 | 842 | 920 | 180 | 1 779 | 533 |

Table 33.—TENURE, CONDITION AND PLUMBING FACILITIES, AND STRUCTURAL CHARACTERISTICS OF OCCUPIED RURAL-FARM HOUSING UNITS, FOR COUNTIES: 1960—CON.

[Based on sample; see text. Median not shown where base is less than 200]

Tenure by Color
Condition and Plumbing
Water Supply
Toilet Fac.
Bathing Fac.

Rooms
Year Struct. Built
Heating Equipment
Source of Water
Sewage Disposal
Home Food Freezer

| SUBJECT | CALHOUN | CASS | CHARLE-VOIX | CHEBOYGAN | CHIPPWEA | CLARE | CLINTON | CRAWFORD | DELTA | DICK-INSON | EATON | EMMET |
|---|---------|-------|-------------|-----------|----------|-------|---------|----------|-------|------------|-------|-------|
| TENURE AND COLOR | | | | | | | | | | | | |
| ALL OCCUPIED UNITS | 2 635 | 1 908 | 525 | 401 | 658 | 448 | 2 757 | 8 | 646 | 220 | 3 011 | 545 |
| OWNER OCCUPIED | 2 291 | 1 726 | 513 | 392 | 640 | 408 | 2 397 | 8 | 621 | 216 | 2 750 | 511 |
| WHITE | 2 288 | 1 613 | 513 | 392 | 635 | 408 | 2 389 | 8 | 621 | 216 | 2 746 | 507 |
| NONWHITE | 3 | 113 | ... | ... | 5 | ... | 8 | ... | ... | ... | 4 | 4 |
| RENTER OCCUPIED | 344 | 182 | 12 | 9 | 18 | 40 | 360 | ... | 25 | 4 | 261 | 34 |
| WHITE | 341 | 180 | 12 | 9 | 18 | 40 | 360 | ... | 25 | 4 | 261 | 34 |
| NONWHITE | 3 | 23 | ... | ... | ... | ... | ... | ... | ... | ... | ... | ... |
| CONDITION AND PLUMBING | | | | | | | | | | | | |
| ALL OCCUPIED UNITS | 2 635 | 1 908 | 525 | 401 | 658 | 448 | 2 757 | 8 | 646 | 220 | 3 011 | 545 |
| SOUND | 2 067 | 1 452 | 361 | 263 | 491 | 348 | 2 150 | 8 | 512 | 193 | 2 293 | 447 |
| WITH ALL PLUMBING FACILITIES | 1 875 | 1 306 | 293 | 171 | 387 | 273 | 1 941 | 4 | 362 | 125 | 2 036 | 329 |
| LACKING ONLY HOT WATER | 36 | 28 | 13 | ... | 8 | 13 | 40 | ... | 8 | 10 | 34 | 12 |
| LACKING OTHER PLUMBING FACILITIES | 156 | 118 | 55 | 92 | 96 | 62 | 169 | 4 | 142 | 58 | 223 | 106 |
| DETERIORATING | 431 | 340 | 102 | 121 | 75 | 63 | 551 | ... | 118 | 27 | 612 | 76 |
| WITH ALL PLUMBING FACILITIES | 262 | 236 | 59 | 39 | 31 | 30 | 339 | ... | 40 | 10 | 347 | 32 |
| LACKING ONLY HOT WATER | 4 | ... | ... | 12 | 13 | 8 | 24 | ... | ... | ... | 32 | 5 |
| LACKING OTHER PLUMBING FACILITIES | 165 | 104 | 43 | 70 | 31 | 25 | 188 | ... | 74 | 17 | 233 | 39 |
| DILAPIDATED | 137 | 116 | 62 | 17 | 92 | 37 | 56 | ... | 16 | ... | 106 | 22 |
| RENTER OCCUPIED | 344 | 182 | 12 | 9 | 18 | 40 | 360 | ... | 25 | 4 | 261 | 34 |
| SOUND | 232 | 140 | 8 | ... | 9 | 28 | 241 | ... | 25 | 4 | 176 | 16 |
| WITH ALL PLUMBING FACILITIES | 196 | 101 | ... | ... | 5 | 20 | 201 | ... | 9 | ... | 118 | 12 |
| LACKING SOME OR ALL FACILITIES | 36 | 39 | 8 | ... | 4 | 8 | 40 | ... | 16 | 4 | 58 | 4 |
| DETERIORATING | 76 | 33 | 4 | 9 | 5 | 12 | 99 | ... | ... | ... | 73 | 18 |
| WITH ALL PLUMBING FACILITIES | 40 | 25 | 4 | ... | 5 | ... | 59 | ... | ... | ... | 28 | 9 |
| LACKING SOME OR ALL FACILITIES | 36 | 8 | ... | 9 | ... | 12 | 40 | ... | ... | ... | 45 | 9 |
| DILAPIDATED | 36 | 9 | ... | ... | 4 | ... | 20 | ... | ... | ... | 12 | ... |
| ALL OCCUPIED UNITS | 2 635 | 1 908 | 525 | 401 | 658 | 448 | 2 757 | 8 | 646 | 220 | 3 011 | 545 |
| WATER SUPPLY | | | | | | | | | | | | |
| HOT AND COLD PIPED WATER INSIDE STRUCTURE | 2 318 | 1 659 | 398 | 246 | 452 | 325 | 2 462 | 8 | 475 | 152 | 2 610 | 388 |
| ONLY COLD PIPED WATER INSIDE STRUCTURE | 160 | 96 | 65 | 76 | 95 | 78 | 174 | ... | 86 | 39 | 234 | 64 |
| PIPED WATER OUTSIDE STRUCTURE | 12 | 42 | 4 | 9 | 61 | 5 | 25 | ... | 12 | 4 | 24 | 25 |
| NO PIPED WATER | 145 | 111 | 58 | 70 | 50 | 40 | 96 | ... | 73 | 25 | 143 | 68 |
| TOILET FACILITIES | | | | | | | | | | | | |
| FLUSH TOILET, EXCLUSIVE USE | 2 274 | 1 635 | 407 | 250 | 478 | 342 | 2 408 | 8 | 454 | 158 | 2 585 | 407 |
| FLUSH TOILET, SHARED | 8 | 8 | ... | ... | ... | ... | 8 | ... | 4 | ... | 28 | ... |
| OTHER TOILET FACILITIES OR NONE | 353 | 265 | 118 | 151 | 180 | 106 | 341 | ... | 188 | 62 | 398 | 138 |
| BATHING FACILITIES | | | | | | | | | | | | |
| BATHTUB OR SHOWER, EXCLUSIVE USE | 2 266 | 1 627 | 399 | 227 | 447 | 333 | 2 414 | 4 | 426 | 145 | 2 529 | 402 |
| BATHTUB OR SHOWER, SHARED | 4 | 4 | ... | ... | ... | ... | 8 | ... | 4 | ... | 36 | ... |
| NO BATHTUB OR SHOWER | 365 | 277 | 126 | 174 | 211 | 115 | 335 | 4 | 216 | 75 | 446 | 143 |
| ROOMS | | | | | | | | | | | | |
| 1 ROOM | 32 | 21 | ... | ... | 13 | ... | 5 | ... | 4 | ... | 12 | ... |
| 2 ROOMS | 16 | 4 | ... | ... | 5 | ... | 4 | ... | 4 | ... | 8 | ... |
| 3 ROOMS | 61 | 64 | 9 | 13 | 23 | 27 | 52 | ... | 20 | ... | 43 | 35 |
| 4 ROOMS | 132 | 169 | 80 | 52 | 43 | 26 | 119 | 4 | 78 | 21 | 130 | 47 |
| 5 ROOMS | 284 | 256 | 68 | 55 | 136 | 67 | 259 | ... | 148 | 46 | 363 | 76 |
| 6 ROOMS | 482 | 345 | 126 | 91 | 202 | 81 | 492 | 4 | 115 | 44 | 793 | 143 |
| 7 ROOMS | 607 | 425 | 124 | 105 | 121 | 102 | 615 | ... | 126 | 44 | 713 | 109 |
| 8 ROOMS OR MORE | 1 021 | 624 | 114 | 80 | 111 | 140 | 1 190 | ... | 151 | 61 | 949 | 131 |
| MEDIAN: | | | | | | | | | | | | |
| ALL OCCUPIED | 7.0 | 6.7 | 6.3 | 6.3 | 6.0 | 6.7 | 7.2 | ... | 6.1 | 6.4 | 6.7 | 6.3 |
| OWNER | 7.1 | 6.8 | 6.3 | 6.4 | 6.0 | 6.6 | 7.2 | ... | 6.1 | 6.3 | 6.8 | 6.3 |
| RENTER | 6.2 | ... | ... | ... | ... | ... | 7.4 | ... | ... | ... | 6.3 | ... |
| YEAR STRUCTURE BUILT | | | | | | | | | | | | |
| 1955 TO MARCH 1960 | 105 | 126 | 37 | 10 | 56 | 35 | 100 | ... | 25 | 4 | 144 | 34 |
| 1950 TO 1954 | 121 | 96 | 13 | 12 | 34 | 26 | 91 | ... | 25 | ... | 122 | 17 |
| 1940 TO 1949 | 161 | 171 | 40 | 56 | 67 | 68 | 144 | 4 | 53 | 27 | 117 | 65 |
| 1930 TO 1939 | 138 | 137 | 34 | 47 | 89 | 54 | 123 | ... | 82 | 34 | 134 | 46 |
| 1929 OR EARLIER | 2 110 | 1 378 | 401 | 276 | 412 | 265 | 2 299 | 4 | 461 | 155 | 2 494 | 383 |
| HEATING EQUIPMENT | | | | | | | | | | | | |
| STEAM OR HOT WATER | 105 | 68 | 25 | ... | 14 | 9 | 165 | ... | 12 | 14 | 122 | ... |
| WARM AIR FURNACE | 1 764 | 1 149 | 211 | 85 | 294 | 130 | 1 714 | 4 | 287 | 141 | 2 029 | 252 |
| BUILT-IN ROOM UNITS | 62 | 92 | 14 | 5 | 12 | 17 | 136 | ... | 16 | 4 | 123 | ... |
| OTHER MEANS WITH FLUE | 704 | 579 | 275 | 311 | 324 | 288 | 734 | 4 | 331 | 61 | 728 | 289 |
| OTHER MEANS WITHOUT FLUE | ... | 20 | ... | ... | 14 | 4 | 8 | ... | ... | ... | 9 | 4 |
| NONE | ... | ... | ... | ... | ... | ... | ... | ... | ... | ... | ... | ... |
| SOURCE OF WATER | | | | | | | | | | | | |
| PUBLIC SYSTEM OR PRIVATE COMPANY | 5 | ... | 5 | ... | ... | 17 | 40 | ... | ... | 16 | 10 | 12 |
| INDIVIDUAL WELL | 2 579 | 1 868 | 515 | 403 | 653 | 426 | 2 708 | 5 | 599 | 227 | 2 993 | 460 |
| OTHER | ... | 21 | 28 | 10 | 27 | 5 | 15 | ... | ... | ... | 9 | 84 |
| SEWAGE DISPOSAL | | | | | | | | | | | | |
| PUBLIC SEWER | 10 | ... | ... | ... | ... | ... | 20 | ... | ... | ... | 10 | ... |
| SEPTIC TANK OR CESSPOOL | 2 272 | 1 599 | 439 | 277 | 492 | 370 | 2 380 | 5 | 468 | 189 | 2 574 | 418 |
| OTHER OR NONE | 302 | 290 | 109 | 136 | 188 | 78 | 363 | ... | 131 | 54 | 428 | 138 |
| HOME FOOD FREEZER | | | | | | | | | | | | |
| 1 OR MORE | 2 023 | 1 283 | 342 | 220 | 327 | 203 | 1 724 | ... | 567 | 40 | 1 619 | 309 |
| NONE | 828 | 691 | 133 | 121 | 241 | 244 | 952 | 23 | 272 | 102 | 1 426 | 207 |

Table 33.—TENURE, CONDITION AND PLUMBING FACILITIES, AND STRUCTURAL CHARACTERISTICS OF OCCUPIED RURAL-FARM HOUSING UNITS, FOR COUNTIES: 1960—Con.

[Based on sample; see text. Median not shown where base is less than 200]

Tenure by Color
Condition and
Plumbing
Water Supply
Toilet Fac.
Bathing Fac.

Rooms
Year Struct. Built
Heating Equipment
Source of Water
Sewage Disposal
Home Food Freezer

| SUBJECT | GENESEE | GLADWIN | GOGBIC | GRAND TRVERSE | GRATIOT | HILLS-DALE | HOUGHTON | HURON | INGHAM | IONIA | IOSCO | IRON |
|---|---------|---------|--------|---------------|---------|------------|----------|-------|--------|-------|-------|------|
| TENURE AND COLOR | | | | | | | | | | | | |
| ALL OCCUPIED UNITS | 2 478 | 875 | 136 | 875 | 3 072 | 2 919 | 571 | 3 433 | 2 356 | 2 420 | 433 | 272 |
| OWNER OCCUPIED | 2 225 | 826 | 132 | 775 | 2 654 | 2 617 | 530 | 3 101 | 2 096 | 2 164 | 429 | 260 |
| WHITE | 2 218 | 826 | 132 | 775 | 2 650 | 2 617 | 530 | 3 101 | 2 096 | 2 164 | 429 | 260 |
| NONWHITE | 7 | ... | ... | ... | 4 | ... | ... | ... | ... | ... | ... | ... |
| RENTER OCCUPIED | 253 | 49 | 4 | 100 | 418 | 302 | 41 | 332 | 260 | 256 | 4 | 12 |
| WHITE | 253 | 49 | 4 | 96 | 418 | 302 | 41 | 332 | 260 | 256 | 4 | 12 |
| NONWHITE | ... | ... | ... | 4 | ... | ... | ... | ... | ... | ... | ... | ... |
| CONDITION AND PLUMBING | | | | | | | | | | | | |
| ALL OCCUPIED UNITS | 2 478 | 875 | 136 | 875 | 3 072 | 2 919 | 571 | 3 433 | 2 356 | 2 420 | 433 | 272 |
| SOUND | 2 107 | 605 | 124 | 684 | 2 387 | 2 092 | 495 | 2 740 | 1 841 | 1 827 | 296 | 186 |
| WITH ALL PLUMBING FACILITIES | 1 903 | 535 | 56 | 636 | 2 120 | 1 865 | 239 | 2 387 | 1 641 | 1 646 | 258 | 165 |
| LACKING ONLY HOT WATER | 37 | 12 | 4 | 9 | 16 | 48 | 13 | 28 | 28 | 20 | 4 | ... |
| LACKING OTHER PLUMBING FACILITIES | 167 | 58 | 64 | 39 | 251 | 179 | 243 | 325 | 172 | 161 | 34 | 21 |
| DETERIORATING | 311 | 168 | 8 | 150 | 590 | 713 | 76 | 573 | 377 | 509 | 116 | 82 |
| WITH ALL PLUMBING FACILITIES | 192 | 123 | ... | 91 | 341 | 442 | 22 | 324 | 273 | 333 | 41 | 38 |
| LACKING ONLY HOT WATER | 12 | ... | ... | ... | 17 | 20 | ... | 13 | 12 | 28 | ... | ... |
| LACKING OTHER PLUMBING FACILITIES | 107 | 45 | 8 | 59 | 232 | 251 | 54 | 236 | 92 | 148 | 75 | 44 |
| DILAPIDATED | 60 | 102 | 4 | 41 | 95 | 114 | ... | 120 | 138 | 84 | 21 | 4 |
| RENTER OCCUPIED | 253 | 49 | 4 | 100 | 418 | 302 | 41 | 332 | 260 | 256 | 4 | 12 |
| SOUND | 178 | 25 | 4 | 73 | 273 | 192 | 29 | 208 | 173 | 154 | 4 | 8 |
| WITH ALL PLUMBING FACILITIES | 128 | 25 | ... | 62 | 225 | 162 | 4 | 180 | 140 | 131 | 4 | ... |
| LACKING SOME OR ALL FACILITIES | 50 | ... | 4 | 11 | 48 | 30 | 25 | 28 | 33 | 23 | ... | 8 |
| DETERIORATING | 63 | 8 | ... | 19 | 125 | 93 | 12 | 100 | 49 | 86 | ... | 4 |
| WITH ALL PLUMBING FACILITIES | 41 | 8 | ... | 7 | 64 | 43 | ... | 56 | 25 | 61 | ... | ... |
| LACKING SOME OR ALL FACILITIES | 22 | ... | ... | 12 | 61 | 50 | 12 | 44 | 24 | 25 | ... | 4 |
| DILAPIDATED | 12 | 16 | ... | 8 | 20 | 17 | ... | 24 | 38 | 16 | ... | ... |
| ALL OCCUPIED UNITS | 2 478 | 875 | 136 | 875 | 3 072 | 2 919 | 571 | 3 433 | 2 356 | 2 420 | 433 | 272 |
| WATER SUPPLY | | | | | | | | | | | | |
| HOT AND COLD PIPED WATER INSIDE STRUCTURE | 2 271 | 738 | 88 | 765 | 2 689 | 2 451 | 385 | 2 929 | 2 071 | 2 112 | 325 | 220 |
| ONLY COLD PIPED WATER INSIDE STRUCTURE | 112 | 74 | 32 | 57 | 185 | 243 | 158 | 201 | 136 | 219 | 61 | 14 |
| PIPED WATER OUTSIDE STRUCTURE | 35 | 16 | ... | 4 | 20 | 36 | 4 | 30 | 28 | 9 | 26 | 17 |
| NO PIPED WATER | 60 | 47 | 16 | 49 | 178 | 189 | 24 | 273 | 121 | 80 | 21 | 21 |
| TOILET FACILITIES | | | | | | | | | | | | |
| FLUSH TOILET, EXCLUSIVE USE | 2 234 | 750 | 88 | 762 | 2 613 | 2 486 | 386 | 2 856 | 2 018 | 2 092 | 313 | 221 |
| FLUSH TOILET, SHARED | 52 | ... | 4 | ... | 8 | ... | 4 | 12 | 12 | 16 | ... | ... |
| OTHER TOILET FACILITIES OR NONE | 192 | 125 | 44 | 113 | 451 | 433 | 181 | 565 | 326 | 312 | 120 | 51 |
| BATHING FACILITIES | | | | | | | | | | | | |
| BATHTUB OR SHOWER, EXCLUSIVE USE | 2 176 | 718 | 64 | 757 | 2 553 | 2 421 | 278 | 2 824 | 2 022 | 2 059 | 311 | 203 |
| BATHTUB OR SHOWER, SHARED | 59 | ... | 4 | ... | 8 | 4 | 4 | 12 | 16 | 21 | ... | ... |
| NO BATHTUB OR SHOWER | 243 | 157 | 68 | 118 | 511 | 494 | 289 | 597 | 318 | 340 | 122 | 69 |
| ROOMS | | | | | | | | | | | | |
| 1 ROOM | 7 | ... | ... | ... | 16 | ... | 8 | ... | 9 | 4 | 4 | ... |
| 2 ROOMS | 16 | 4 | ... | 12 | 17 | 12 | 4 | 9 | 23 | 4 | 10 | 13 |
| 3 ROOMS | 48 | 25 | 12 | 37 | 93 | 29 | 12 | 38 | 62 | 28 | 13 | 17 |
| 4 ROOMS | 175 | 62 | 36 | 83 | 185 | 44 | 77 | 228 | 119 | 113 | 59 | 34 |
| 5 ROOMS | 358 | 146 | 40 | 129 | 407 | 299 | 98 | 405 | 286 | 231 | 90 | 26 |
| 6 ROOMS | 573 | 240 | 28 | 181 | 723 | 602 | 168 | 757 | 542 | 362 | 90 | 90 |
| 7 ROOMS | 539 | 212 | 16 | 168 | 578 | 782 | 123 | 714 | 555 | 507 | 54 | 58 |
| 8 ROOMS OR MORE | 762 | 186 | 4 | 265 | 953 | 1 151 | 81 | 1 282 | 760 | 1 171 | 113 | 34 |
| MEDIAN: | | | | | | | | | | | | |
| ALL OCCUPIED | 6.6 | 6.3 | ... | 6.5 | 6.6 | 7.1 | 6.0 | 6.9 | 6.7 | 7.4 | 6.0 | 6.0 |
| OWNER | 6.6 | 6.3 | ... | 6.6 | 6.6 | 7.1 | 6.1 | 6.9 | 6.8 | 7.5 | 5.9 | 6.1 |
| RENTER | 6.5 | ... | ... | ... | 6.7 | 7.2 | ... | 6.8 | 6.0 | 7.1 | ... | ... |
| YEAR STRUCTURE BUILT | | | | | | | | | | | | |
| 1955 TO MARCH 1960 | 145 | 38 | ... | 37 | 157 | 48 | 4 | 170 | 76 | 72 | 40 | 22 |
| 1950 TO 1954 | 142 | 28 | 8 | 62 | 111 | 57 | 17 | 144 | 114 | 98 | 44 | 28 |
| 1940 TO 1949 | 254 | 94 | 20 | 96 | 190 | 124 | 25 | 215 | 157 | 89 | 74 | 30 |
| 1930 TO 1939 | 205 | 93 | 24 | 53 | 182 | 73 | 26 | 218 | 161 | 94 | 35 | 51 |
| 1929 OR EARLIER | 1 732 | 622 | 84 | 627 | 2 432 | 2 617 | 499 | 2 686 | 1 848 | 2 067 | 240 | 141 |
| HEATING EQUIPMENT | | | | | | | | | | | | |
| STEAM OR HOT WATER | 253 | 12 | ... | 32 | 204 | 76 | 12 | 360 | 127 | 104 | 9 | ... |
| WARM AIR FURNACE | 1 501 | 349 | 68 | 532 | 1 264 | 1 890 | 299 | 1 496 | 1 531 | 1 513 | 193 | 170 |
| BUILT-IN ROOM UNITS | 106 | 13 | 16 | 41 | 223 | 94 | 4 | 247 | 113 | 132 | 13 | ... |
| OTHER MEANS WITH FLUE | 515 | 501 | 52 | 270 | 1 369 | 851 | 240 | 1 309 | 561 | 651 | 218 | 102 |
| OTHER MEANS WITHOUT FLUE | 7 | ... | ... | ... | 8 | 8 | 16 | 21 | 24 | 20 | ... | ... |
| NONE | 6 | ... | ... | ... | 4 | ... | ... | ... | ... | ... | ... | ... |
| SOURCE OF WATER | | | | | | | | | | | | |
| PUBLIC SYSTEM OR PRIVATE COMPANY | 2 435 | 836 | 132 | 892 | 2 988 | 2 844 | 521 | 3 425 | 2 311 | 2 374 | 418 | 175 |
| INDIVIDUAL WELL | 5 | ... | 4 | 6 | 15 | 26 | 41 | 20 | 15 | 15 | 11 | 16 |
| OTHER | ... | ... | ... | ... | ... | ... | ... | ... | ... | ... | ... | ... |
| SEWAGE DISPOSAL | | | | | | | | | | | | |
| PUBLIC SEWER | ... | ... | 5 | ... | 5 | 5 | 10 | 10 | 5 | 5 | ... | 11 |
| SEPTIC TANK OR CESSPOOL | 2 212 | 709 | 98 | 785 | 2 555 | 2 445 | 412 | 2 909 | 2 022 | 2 015 | 352 | 219 |
| OTHER OR NONE | 228 | 132 | 48 | 113 | 458 | 445 | 155 | 547 | 314 | 379 | 77 | 36 |
| HOME FOOD FREEZER | | | | | | | | | | | | |
| 1 OR MORE | 1 506 | 709 | 41 | 362 | 1 809 | 1 937 | 227 | 2 150 | 1 392 | 1 767 | 285 | 172 |
| NONE | 1 154 | 292 | 21 | 414 | 1 494 | 1 083 | 328 | 1 190 | 1 042 | 709 | 131 | 147 |

Table 33.—TENURE, CONDITION AND PLUMBING FACILITIES, AND STRUCTURAL CHARACTERISTICS OF OCCUPIED RURAL-FARM HOUSING UNITS, FOR COUNTIES: 1960—Con.
[Based on sample; see text. Median not shown where base is less than 200]

Tenure by Color
Condition and
Plumbing
Water Supply
Toilet Fac.
Bathing Fac.

Rooms
Year Struct. Built
Heating Equipment
Source of Water
Sewage Disposal
Home Food Freezer

| SUBJECT | ISABELLA | JACKSON | KALAMAZOO | KALKASKA | KENT | KEWEENAW | LAKE | LAPEER | LEELANAU | LENAWEE | LIVINGSTON | LUCE |
|---|----------|---------|-----------|----------|-------|----------|------|--------|----------|---------|------------|------|
| TENURE AND COLOR | | | | | | | | | | | | |
| ALL OCCUPIED UNITS | 1 995 | 2 396 | 2 009 | 241 | 3 150 | 5 | 226 | 2 798 | 682 | 3 835 | 1 626 | 46 |
| OWNER OCCUPIED | 1 820 | 2 130 | 1 820 | 225 | 2 939 | 5 | 210 | 2 509 | 610 | 3 375 | 1 454 | 46 |
| WHITE | 1 803 | 2 130 | 1 817 | 225 | 2 927 | 5 | 205 | 2 489 | 602 | 3 375 | 1 454 | 46 |
| NONWHITE | 17 | ... | 3 | ... | 12 | ... | 5 | 20 | 8 | ... | ... | ... |
| RENTER OCCUPIED | 175 | 266 | 189 | 16 | 211 | ... | 16 | 289 | 72 | 460 | 172 | ... |
| WHITE | 175 | 266 | 189 | 16 | 207 | ... | 16 | 289 | 63 | 460 | 172 | ... |
| NONWHITE | ... | ... | ... | ... | 4 | ... | ... | ... | 9 | ... | ... | ... |
| CONDITION AND PLUMBING | | | | | | | | | | | | |
| ALL OCCUPIED UNITS | 1 995 | 2 396 | 2 009 | 241 | 3 150 | 5 | 226 | 2 798 | 682 | 3 835 | 1 626 | 46 |
| SOUND | 1 598 | 1 798 | 1 638 | 204 | 2 502 | ... | 174 | 2 236 | 512 | 3 052 | 1 292 | 46 |
| WITH ALL PLUMBING FACILITIES | 1 364 | 1 649 | 1 520 | 157 | 2 291 | ... | 102 | 1 982 | 433 | 2 753 | 1 163 | 30 |
| LACKING ONLY HOT WATER | 20 | 21 | 24 | 16 | 43 | ... | 12 | 40 | 18 | 34 | 10 | 4 |
| LACKING OTHER PLUMBING FACILITIES | 214 | 128 | 94 | 31 | 168 | ... | 60 | 214 | 61 | 265 | 119 | 12 |
| DETERIORATING | 340 | 464 | 333 | 25 | 557 | ... | 36 | 403 | 109 | 680 | 282 | ... |
| WITH ALL PLUMBING FACILITIES | 204 | 271 | 259 | ... | 373 | ... | 21 | 270 | 51 | 483 | 179 | ... |
| LACKING ONLY HOT WATER | 20 | 21 | 9 | ... | 12 | ... | ... | 20 | 4 | 12 | 12 | ... |
| LACKING OTHER PLUMBING FACILITIES | 116 | 172 | 74 | 25 | 172 | ... | 15 | 113 | 54 | 185 | 91 | ... |
| DILAPIDATED | 57 | 134 | 38 | 12 | 91 | ... | 16 | 159 | 61 | 103 | 52 | ... |
| RENTER OCCUPIED | 175 | 266 | 189 | 16 | 211 | ... | 16 | 289 | 72 | 460 | 172 | ... |
| SOUND | 119 | 155 | 135 | 16 | 125 | ... | 8 | 235 | 44 | 302 | 112 | ... |
| WITH ALL PLUMBING FACILITIES | 83 | 138 | 120 | 16 | 104 | ... | 4 | 205 | 25 | 268 | 100 | ... |
| LACKING SOME OR ALL FACILITIES | 36 | 17 | 15 | ... | 21 | ... | 4 | 30 | 19 | 34 | 12 | ... |
| DETERIORATING | 40 | 93 | 49 | ... | 86 | ... | 4 | 23 | 16 | 133 | 56 | ... |
| WITH ALL PLUMBING FACILITIES | 16 | 43 | 41 | ... | 33 | ... | ... | 23 | 4 | 84 | 32 | ... |
| LACKING SOME OR ALL FACILITIES | 24 | 50 | 8 | ... | 53 | ... | 4 | ... | 12 | 49 | 24 | ... |
| DILAPIDATED | 16 | 18 | 5 | ... | ... | ... | 4 | 31 | 12 | 25 | 4 | ... |
| ALL OCCUPIED UNITS | 1 995 | 2 396 | 2 009 | 241 | 3 150 | 5 | 226 | 2 798 | 682 | 3 835 | 1 626 | 46 |
| WATER SUPPLY | | | | | | | | | | | | |
| HOT AND COLD PIPED WATER INSIDE STRUCTURE | 1 679 | 2 074 | 1 857 | 162 | 2 820 | ... | 155 | 2 411 | 525 | 3 433 | 1 442 | 30 |
| ONLY COLD PIPED WATER INSIDE STRUCTURE | 166 | 156 | 106 | 53 | 230 | ... | 28 | 200 | 72 | 173 | 86 | 16 |
| PIPED WATER OUTSIDE STRUCTURE | 16 | 21 | 3 | ... | 32 | ... | 4 | 24 | 22 | 45 | 12 | ... |
| NO PIPED WATER | 134 | 145 | 43 | 26 | 68 | 5 | 39 | 163 | 63 | 184 | 86 | ... |
| TOILET FACILITIES | | | | | | | | | | | | |
| FLUSH TOILET, EXCLUSIVE USE | 1 653 | 2 051 | 1 851 | 177 | 2 890 | ... | 143 | 2 412 | 539 | 3 396 | 1 414 | 38 |
| FLUSH TOILET, SHARED | 4 | 32 | 12 | ... | 11 | ... | ... | 7 | 4 | 8 | 16 | ... |
| OTHER TOILET FACILITIES OR NONE | 338 | 313 | 146 | 64 | 249 | 5 | 83 | 379 | 139 | 431 | 196 | 8 |
| BATHING FACILITIES | | | | | | | | | | | | |
| BATHTUB OR SHOWER, EXCLUSIVE USE | 1 620 | 2 026 | 1 831 | 182 | 2 783 | ... | 135 | 2 384 | 535 | 3 364 | 1 388 | 34 |
| BATHTUB OR SHOWER, SHARED | 4 | 28 | 8 | ... | 7 | ... | ... | 11 | 4 | 12 | 19 | ... |
| NO BATHTUB OR SHOWER | 371 | 342 | 170 | 59 | 360 | 5 | 91 | 403 | 143 | 459 | 219 | 12 |
| ROOMS | | | | | | | | | | | | |
| 1 ROOM | 8 | 13 | ... | ... | 20 | ... | ... | 4 | 9 | ... | 4 | ... |
| 2 ROOMS | 17 | 41 | 8 | 8 | 33 | ... | ... | 27 | 21 | 35 | 12 | 8 |
| 3 ROOMS | 24 | 76 | 15 | 5 | 56 | ... | 8 | 52 | 24 | 40 | 43 | ... |
| 4 ROOMS | 188 | 163 | 132 | 35 | 210 | 5 | 20 | 192 | 63 | 142 | 95 | 8 |
| 5 ROOMS | 202 | 267 | 299 | 45 | 427 | ... | 43 | 393 | 79 | 366 | 288 | 8 |
| 6 ROOMS | 373 | 443 | 422 | 50 | 500 | ... | 35 | 559 | 101 | 690 | 288 | 8 |
| 7 ROOMS | 470 | 555 | 451 | 33 | 729 | ... | 45 | 599 | 121 | 970 | 348 | 4 |
| 8 ROOMS OR MORE | 713 | 838 | 682 | 65 | 1 175 | ... | 75 | 972 | 264 | 1 592 | 676 | 9 |
| MEDIAN: | | | | | | | | | | | | |
| ALL OCCUPIED | 6.9 | 6.9 | 6.8 | 6.1 | 7.0 | ... | 6.7 | 6.8 | 6.9 | 7.2 | 7.1 | ... |
| OWNER | 6.9 | 6.9 | 6.8 | 6.1 | 7.0 | ... | 6.7 | 6.8 | 7.0 | 7.1 | 7.2 | ... |
| RENTER | ... | 5.8 | ... | ... | 6.8 | ... | ... | 6.7 | ... | 7.3 | ... | ... |
| YEAR STRUCTURE BUILT | | | | | | | | | | | | |
| 1955 TO MARCH 1960 | 104 | 106 | 197 | 4 | 149 | ... | 8 | 153 | 16 | 114 | 71 | ... |
| 1950 TO 1954 | 75 | 121 | 126 | 9 | 146 | ... | 13 | 113 | 37 | 112 | 44 | 5 |
| 1940 TO 1949 | 133 | 186 | 160 | 20 | 213 | ... | 12 | 229 | 42 | 162 | 148 | 16 |
| 1930 TO 1939 | 140 | 126 | 107 | 29 | 199 | ... | 36 | 203 | 42 | 170 | 101 | 4 |
| 1929 OR EARLIER | 1 543 | 1 857 | 1 419 | 179 | 2 443 | 5 | 157 | 2 100 | 545 | 3 277 | 1 262 | 21 |
| HEATING EQUIPMENT | | | | | | | | | | | | |
| STEAM OR HOT WATER | 49 | 114 | 122 | 4 | 190 | ... | 4 | 234 | 49 | 326 | 100 | ... |
| WARM AIR FURNACE | 896 | 1 695 | 1 464 | 85 | 2 244 | ... | 53 | 1 496 | 275 | 2 603 | 1 049 | 25 |
| BUILT-IN ROOM UNITS | 196 | 94 | 84 | 25 | 118 | ... | 19 | 222 | 32 | 130 | 61 | 4 |
| OTHER MEANS WITH FLUE | 846 | 485 | 335 | 127 | 578 | 5 | 142 | 818 | 326 | 756 | 416 | 17 |
| OTHER MEANS WITHOUT FLUE | 8 | 8 | 4 | ... | 16 | ... | 8 | 28 | ... | 20 | ... | ... |
| NONE | ... | ... | ... | ... | 4 | ... | ... | ... | ... | ... | ... | ... |
| SOURCE OF WATER | | | | | | | | | | | | |
| PUBLIC SYSTEM OR PRIVATE COMPANY | 15 | 42 | 16 | ... | 16 | ... | ... | 25 | ... | 25 | 5 | ... |
| INDIVIDUAL WELL | 1 916 | 2 340 | 2 044 | 246 | 3 067 | ... | 216 | 2 713 | 713 | 3 797 | 1 642 | 47 |
| OTHER | 10 | 15 | 5 | ... | 30 | ... | 5 | 25 | 21 | 33 | ... | 5 |
| SEWAGE DISPOSAL | | | | | | | | | | | | |
| PUBLIC SEWER | 5 | 5 | 5 | ... | 9 | ... | ... | 20 | ... | 21 | ... | ... |
| SEPTIC TANK OR CESSPOOL | 1 643 | 2 072 | 1 920 | 189 | 2 778 | ... | 176 | 2 336 | 575 | 3 300 | 1 451 | 42 |
| OTHER OR NONE | 293 | 320 | 140 | 57 | 326 | ... | 45 | 407 | 159 | 534 | 196 | 10 |
| HOME FOOD FREEZER | | | | | | | | | | | | |
| 1 OR MORE | 1 353 | 1 539 | 1 081 | 42 | 2 025 | ... | 130 | 1 632 | 238 | 2 634 | 976 | ... |
| NONE | 900 | 876 | 788 | 170 | 1 303 | 27 | 108 | 1 344 | 268 | 1 087 | 633 | 20 |

Table 33.—TENURE, CONDITION AND PLUMBING FACILITIES, AND STRUCTURAL CHARACTERISTICS OF OCCUPIED RURAL-FARM HOUSING UNITS, FOR COUNTIES: 1960—CON.

[Based on sample; see text. Median not shown where base is less than 200]

Tenure by Color
Condition and Plumbing
Water Supply
Toilet Fac.
Bathing Fac.
Rooms
Year Struct. Built
Heating Equipment
Source of Water
Sewage Disposal
Home Food Freezer

| SUBJECT | MACKINAC | MACOMB | MANISTEE | MAR-QUETTE | MASON | MECOSTA | MENOMI-NEE | MIDLAND | MISSAU-KEE | MONROE | MONTCALM | MONT-MORENCY |
|---|----------|--------|----------|------------|-------|---------|------------|---------|------------|--------|----------|--------------|
| TENURE AND COLOR | | | | | | | | | | | | |
| ALL OCCUPIED UNITS | 197 | 1 722 | 522 | 195 | 1 170 | 1 178 | 1 009 | 1 193 | 692 | 3 254 | 2 594 | 263 |
| OWNER OCCUPIED | 184 | 1 577 | 486 | 191 | 1 073 | 1 093 | 977 | 1 103 | 634 | 2 906 | 2 369 | 239 |
| WHITE | 184 | 1 577 | 486 | 191 | 1 065 | 1 077 | 977 | 1 103 | 634 | 2 867 | 2 365 | 239 |
| NONWHITE | ... | ... | ... | ... | 8 | 16 | ... | ... | ... | 39 | 4 | ... |
| RENTER OCCUPIED | 13 | 145 | 36 | 4 | 97 | 85 | 32 | 90 | 58 | 348 | 225 | 24 |
| WHITE | 13 | 141 | 36 | 4 | 89 | 85 | 32 | 90 | 58 | 344 | 225 | 24 |
| NONWHITE | ... | 4 | ... | ... | 8 | ... | ... | ... | ... | 4 | ... | ... |
| CONDITION AND PLUMBING | | | | | | | | | | | | |
| ALL OCCUPIED UNITS | 197 | 1 722 | 522 | 195 | 1 170 | 1 178 | 1 009 | 1 193 | 692 | 3 254 | 2 594 | 263 |
| SOUND | 147 | 1 406 | 353 | 171 | 746 | 721 | 752 | 989 | 505 | 2 587 | 1 757 | 201 |
| WITH ALL PLUMBING FACILITIES | 111 | 1 272 | 301 | 106 | 624 | 607 | 612 | 832 | 398 | 2 271 | 1 516 | 154 |
| LACKING ONLY HOT WATER | ... | 11 | 8 | ... | 28 | 8 | 17 | 26 | 16 | 40 | 45 | 4 |
| LACKING OTHER PLUMBING FACILITIES | 36 | 123 | 24 | 65 | 94 | 106 | 123 | 131 | 91 | 276 | 196 | 43 |
| DETERIORATING | 37 | 265 | 144 | 24 | 336 | 332 | 173 | 190 | 139 | 562 | 649 | 62 |
| WITH ALL PLUMBING FACILITIES | 27 | 158 | 96 | ... | 224 | 195 | 70 | 98 | 62 | 321 | 392 | 19 |
| LACKING ONLY HOT WATER | ... | 8 | 8 | 4 | 8 | 4 | 4 | 17 | 4 | 16 | 37 | 5 |
| LACKING OTHER PLUMBING FACILITIES | 10 | 99 | 40 | 20 | 104 | 133 | 99 | 75 | 73 | 225 | 220 | 38 |
| DILAPIDATED | 13 | 51 | 45 | ... | 88 | 125 | 84 | 14 | 48 | 105 | 188 | ... |
| RENTER OCCUPIED | 13 | 145 | 36 | 4 | 97 | 85 | 32 | 90 | 58 | 348 | 225 | 24 |
| SOUND | 8 | 97 | 24 | 4 | 33 | 13 | 10 | 61 | 38 | 244 | 100 | 14 |
| WITH ALL PLUMBING FACILITIES | 4 | 86 | 24 | ... | 8 | 8 | 10 | 44 | 28 | 196 | 68 | 14 |
| LACKING SOME OR ALL FACILITIES | 4 | 11 | ... | 4 | 25 | 5 | ... | 17 | 10 | 48 | 32 | ... |
| DETERIORATING | ... | 40 | 8 | ... | 48 | 39 | 4 | 19 | 10 | 76 | 93 | 10 |
| WITH ALL PLUMBING FACILITIES | ... | 25 | 8 | ... | 28 | 22 | ... | 5 | 5 | 48 | 39 | 5 |
| LACKING SOME OR ALL FACILITIES | ... | 15 | ... | ... | 20 | 17 | 4 | 14 | 5 | 28 | 54 | 5 |
| DILAPIDATED | 5 | 8 | 4 | ... | 16 | 33 | 18 | 10 | 10 | 28 | 32 | ... |
| ALL OCCUPIED UNITS | 197 | 1 722 | 522 | 195 | 1 170 | 1 178 | 1 009 | 1 193 | 692 | 3 254 | 2 594 | 263 |
| WATER SUPPLY | | | | | | | | | | | | |
| HOT AND COLD PIPED WATER INSIDE STRUCTURE | 143 | 1 521 | 417 | 126 | 941 | 941 | 741 | 983 | 505 | 2 772 | 2 097 | 187 |
| ONLY COLD PIPED WATER INSIDE STRUCTURE | 9 | 67 | 77 | 41 | 185 | 122 | 110 | 128 | 91 | 188 | 271 | 52 |
| PIPED WATER OUTSIDE STRUCTURE | ... | 25 | 4 | ... | 16 | 21 | 17 | 20 | 19 | 16 | 24 | 5 |
| NO PIPED WATER | 45 | 109 | 24 | 28 | 28 | 94 | 141 | 62 | 77 | 278 | 202 | 19 |
| TOILET FACILITIES | | | | | | | | | | | | |
| FLUSH TOILET, EXCLUSIVE USE | 138 | 1 481 | 430 | 138 | 948 | 891 | 711 | 1 015 | 488 | 2 715 | 2 111 | 191 |
| FLUSH TOILET, SHARED | ... | ... | ... | ... | 5 | 4 | 4 | ... | 13 | 16 | 8 | ... |
| OTHER TOILET FACILITIES OR NONE | 59 | 241 | 92 | 57 | 217 | 283 | 294 | 178 | 191 | 523 | 475 | 72 |
| BATHING FACILITIES | | | | | | | | | | | | |
| BATHTUB OR SHOWER, EXCLUSIVE USE | 143 | 1 501 | 425 | 110 | 928 | 866 | 724 | 977 | 492 | 2 737 | 2 062 | 187 |
| BATHTUB OR SHOWER, SHARED | ... | 4 | ... | ... | 5 | 8 | 4 | ... | 13 | 20 | 8 | ... |
| NO BATHTUB OR SHOWER | 54 | 217 | 97 | 85 | 237 | 304 | 281 | 216 | 187 | 497 | 524 | 76 |
| ROOMS | | | | | | | | | | | | |
| 1 ROOM | ... | ... | 4 | ... | 4 | ... | 4 | ... | 14 | 8 | 7 | ... |
| 2 ROOMS | ... | 12 | 12 | 16 | 20 | 20 | 21 | 21 | ... | 32 | 7 | ... |
| 3 ROOMS | ... | 33 | 21 | 16 | 28 | 17 | 36 | 16 | 18 | 47 | 66 | 15 |
| 4 ROOMS | 13 | 107 | 25 | 24 | 109 | 73 | 89 | 101 | 78 | 277 | 129 | 20 |
| 5 ROOMS | 24 | 209 | 68 | 28 | 171 | 202 | 118 | 239 | 83 | 383 | 396 | 42 |
| 6 ROOMS | 68 | 365 | 64 | 38 | 216 | 222 | 250 | 307 | 154 | 714 | 563 | 59 |
| 7 ROOMS | 8 | 441 | 124 | 48 | 241 | 282 | 249 | 259 | 150 | 705 | 577 | 70 |
| 8 ROOMS OR MORE | 80 | 555 | 204 | 25 | 381 | 362 | 242 | 250 | 195 | 1 088 | 849 | 57 |
| MEDIAN | ... | 6.8 | 7.0 | ... | 6.7 | 6.7 | 6.4 | 6.2 | 6.5 | 6.7 | 6.7 | 6.4 |
| OWNER | ... | 6.9 | 7.0 | ... | 6.7 | 6.7 | 6.5 | 6.2 | 6.6 | 6.8 | 6.7 | 6.3 |
| RENTER | ... | ... | ... | ... | ... | ... | ... | ... | ... | 6.6 | 6.8 | ... |
| YEAR STRUCTURE BUILT | | | | | | | | | | | | |
| 1955 TO MARCH 1960 | 9 | 88 | 9 | 12 | 48 | 40 | 22 | 74 | 36 | 139 | 55 | 14 |
| 1950 TO 1954 | 8 | 88 | 24 | 9 | 28 | 37 | 20 | 101 | 26 | 149 | 83 | 23 |
| 1940 TO 1949 | 35 | 149 | 44 | 36 | 113 | 78 | 77 | 131 | 65 | 278 | 134 | 45 |
| 1930 TO 1939 | 15 | 155 | 53 | 12 | 126 | 77 | 130 | 137 | 66 | 258 | 157 | 37 |
| 1929 OR EARLIER | 130 | 1 242 | 392 | 126 | 855 | 946 | 760 | 750 | 499 | 2 430 | 2 165 | 144 |
| HEATING EQUIPMENT | | | | | | | | | | | | |
| STEAM OR HOT WATER | ... | 331 | 12 | 4 | 57 | 20 | 21 | 37 | 9 | 370 | 38 | ... |
| WARM AIR FURNACE | 65 | 867 | 238 | 67 | 450 | 469 | 475 | 635 | 281 | 1 971 | 1 175 | 141 |
| BUILT-IN ROOM UNITS | 5 | 31 | 36 | 8 | 72 | 57 | 63 | 32 | 61 | 129 | 259 | 28 |
| OTHER MEANS WITH FLUE | 122 | 469 | 232 | 116 | 579 | 628 | 446 | 459 | 332 | 764 | 1 114 | 94 |
| OTHER MEANS WITHOUT FLUE | 5 | 24 | 4 | ... | 12 | 4 | ... | 30 | 9 | 20 | 12 | ... |
| NONE | ... | ... | ... | ... | ... | ... | 4 | ... | ... | ... | ... | ... |
| SOURCE OF WATER | | | | | | | | | | | | |
| PUBLIC SYSTEM OR PRIVATE COMPANY | ... | 40 | ... | ... | ... | 10 | ... | ... | 6 | 20 | 10 | ... |
| INDIVIDUAL WELL | 191 | 1 645 | 516 | 189 | 1 146 | 1 154 | 970 | 1 133 | 666 | 3 118 | 2 489 | 254 |
| OTHER | 10 | 15 | ... | ... | ... | 6 | 12 | 27 | 7 | 96 | 25 | ... |
| SEWAGE DISPOSAL | | | | | | | | | | | | |
| PUBLIC SEWER | ... | 15 | ... | ... | ... | ... | 6 | 5 | ... | 5 | ... | ... |
| SEPTIC TANK OR CESSPOOL | 141 | 1 479 | 424 | 149 | 933 | 908 | 719 | 980 | 519 | 2 706 | 2 066 | 185 |
| OTHER OR NONE | 60 | 206 | 92 | 40 | 213 | 262 | 257 | 175 | 160 | 523 | 458 | 69 |
| HOME FOOD FREEZER | | | | | | | | | | | | |
| 1 OR MORE | 168 | 952 | 322 | 81 | 601 | 655 | 531 | 1 028 | 386 | 1 787 | 1 815 | 268 |
| NONE | ... | 904 | 208 | 144 | 683 | 565 | 645 | 326 | 309 | 1 499 | 1 057 | 24 |

Table 33.—TENURE, CONDITION AND PLUMBING FACILITIES, AND STRUCTURAL CHARACTERISTICS OF OCCUPIED RURAL-FARM HOUSING UNITS, FOR COUNTIES: 1960—CON.

[Based on sample; see text. Median not shown where base is less than 200]

Tenure by Color
Condition and Plumbing
Water Supply
Toilet Fac.
Bathing Fac.
Rooms
Year Struct. Built
Heating Equipment
Source of Water
Sewage Disposal
Home Food Freezer

| SUBJECT | MUSKEGON | NEWAYGO | OAKLAND | OCEANA | OGEMAW | ONTO-NAGON | OSCEOLA | OSCODA | OTSEGO | OTTAWA | PRESQUE ISLE | ROS-COMMON |
|---|----------|---------|---------|--------|--------|------------|---------|--------|--------|--------|--------------|------------|
| TENURE AND COLOR | | | | | | | | | | | | |
| ALL OCCUPIED UNITS | 896 | 1 353 | 1 349 | 1 255 | 689 | 413 | 1 021 | 175 | 273 | 2 644 | 628 | 74 |
| OWNER OCCUPIED | 828 | 1 286 | 1 134 | 1 144 | 650 | 401 | 948 | 151 | 273 | 2 480 | 628 | 74 |
| WHITE | 824 | 1 274 | 1 134 | 1 140 | 650 | 401 | 948 | 151 | 267 | 2 480 | 604 | 65 |
| NONWHITE | 4 | 12 | ... | 4 | ... | ... | ... | ... | 267 | 2 480 | 604 | 65 |
| RENTER OCCUPIED | 68 | 67 | 215 | 111 | 39 | 12 | 73 | 24 | 6 | 164 | 24 | 9 |
| WHITE | 68 | 67 | 215 | 107 | 39 | 12 | 73 | 24 | 6 | 164 | 24 | 9 |
| NONWHITE | ... | ... | ... | 4 | ... | ... | ... | ... | ... | ... | ... | ... |
| CONDITION AND PLUMBING | | | | | | | | | | | | |
| ALL OCCUPIED UNITS | 896 | 1 353 | 1 349 | 1 255 | 689 | 413 | 1 021 | 175 | 273 | 2 644 | 628 | 74 |
| SOUND | 776 | 1 092 | 973 | 905 | 523 | 364 | 588 | 144 | 173 | 2 132 | 440 | 62 |
| WITH ALL PLUMBING FACILITIES | 687 | 874 | 946 | 809 | 422 | 212 | 478 | 63 | 125 | 1 967 | 331 | 48 |
| LACKING ONLY HOT WATER | 16 | 37 | ... | 25 | 4 | ... | ... | ... | 4 | 16 | 8 | ... |
| LACKING OTHER PLUMBING FACILITIES | 73 | 181 | 27 | 71 | 97 | ... | ... | ... | 4 | 16 | 8 | ... |
| DETERIORATING | 72 | 221 | 300 | 313 | 123 | 41 | 336 | 31 | 56 | 464 | 164 | 8 |
| WITH ALL PLUMBING FACILITIES | 40 | 108 | 251 | 167 | 67 | ... | ... | ... | 24 | 321 | 79 | 4 |
| LACKING ONLY HOT WATER | 8 | 4 | 12 | 32 | 5 | ... | ... | ... | 4 | 19 | 4 | 4 |
| LACKING OTHER PLUMBING FACILITIES | 24 | 109 | 37 | 114 | 51 | 33 | 152 | 21 | 28 | 124 | 81 | ... |
| DILAPIDATED | 48 | 40 | 76 | 37 | 43 | 8 | 97 | ... | 44 | 48 | 24 | 4 |
| RENTER OCCUPIED | 68 | 67 | 215 | 111 | 39 | 12 | 73 | 24 | 6 | 164 | 24 | 9 |
| SOUND | 60 | 43 | 128 | 65 | 19 | 8 | 36 | 24 | ... | 115 | 16 | 9 |
| WITH ALL PLUMBING FACILITIES | 52 | 35 | 122 | 51 | 19 | 4 | 24 | 14 | ... | 89 | 4 | ... |
| LACKING SOME OR ALL FACILITIES | 8 | 8 | 6 | 14 | ... | 4 | 12 | 10 | ... | 25 | 12 | 9 |
| DETERIORATING | 8 | 24 | 77 | 42 | 15 | ... | 33 | ... | ... | 37 | 8 | ... |
| WITH ALL PLUMBING FACILITIES | 8 | 12 | 59 | 14 | 5 | ... | 8 | ... | ... | 29 | 4 | ... |
| LACKING SOME OR ALL FACILITIES | ... | 12 | 18 | 28 | 10 | ... | 25 | ... | ... | 8 | 4 | ... |
| DILAPIDATED | ... | ... | 10 | 4 | 5 | 4 | 4 | ... | 6 | 12 | ... | ... |
| ALL OCCUPIED UNITS | 896 | 1 353 | 1 349 | 1 255 | 689 | 413 | 1 021 | 175 | 273 | 2 644 | 628 | 74 |
| WATER SUPPLY | | | | | | | | | | | | |
| HOT AND COLD PIPED WATER INSIDE STRUCTURE | 800 | 1 095 | 1 256 | 1 049 | 540 | 311 | 769 | 95 | 182 | 2 440 | 460 | 61 |
| ONLY COLD PIPED WATER INSIDE STRUCTURE | 60 | 189 | 60 | 158 | 67 | 52 | 167 | 40 | 54 | 164 | 86 | 8 |
| PIPED WATER OUTSIDE STRUCTURE | 4 | 17 | 11 | 16 | 21 | 16 | 34 | ... | 21 | 8 | 4 | ... |
| NO PIPED WATER | 32 | 52 | 22 | 32 | 61 | 34 | 51 | 40 | 16 | 32 | 78 | 5 |
| TOILET FACILITIES | | | | | | | | | | | | |
| FLUSH TOILET, EXCLUSIVE USE | 803 | 1 108 | 1 267 | 1 083 | 540 | 303 | 725 | 113 | 186 | 2 451 | 430 | 56 |
| FLUSH TOILET, SHARED | ... | 4 | 7 | 4 | 4 | ... | 8 | ... | ... | 23 | ... | ... |
| OTHER TOILET FACILITIES OR NONE | 93 | 241 | 75 | 168 | 145 | 110 | 288 | 62 | 87 | 170 | 198 | 18 |
| BATHING FACILITIES | | | | | | | | | | | | |
| BATHTUB OR SHOWER, EXCLUSIVE USE | 772 | 1 039 | 1 246 | 1 053 | 520 | 220 | 709 | 77 | 177 | 2 351 | 434 | 56 |
| BATHTUB OR SHOWER, SHARED | 4 | 4 | 12 | 4 | 4 | ... | 4 | ... | ... | 35 | ... | ... |
| NO BATHTUB OR SHOWER | 120 | 310 | 91 | 198 | 165 | 193 | 308 | 98 | 96 | 258 | 194 | 18 |
| ROOMS | | | | | | | | | | | | |
| 1 ROOM | ... | 4 | 3 | 4 | 4 | 8 | ... | ... | ... | 4 | ... | ... |
| 2 ROOMS | 8 | 8 | 15 | ... | 12 | 4 | 4 | 5 | 8 | 4 | 4 | 4 |
| 3 ROOMS | 16 | 32 | 26 | 27 | 12 | 8 | 4 | 5 | 8 | 17 | 12 | ... |
| 4 ROOMS | 101 | 80 | 78 | 97 | 102 | 45 | 59 | 14 | 29 | 216 | 55 | 32 |
| 5 ROOMS | 152 | 228 | 234 | 176 | 114 | 89 | 158 | 48 | 50 | 446 | 129 | 13 |
| 6 ROOMS | 225 | 330 | 249 | 260 | 169 | 115 | 247 | 43 | 54 | 683 | 123 | 9 |
| 7 ROOMS | 121 | 321 | 240 | 283 | 157 | 90 | 197 | 9 | 59 | 601 | 85 | 8 |
| 8 ROOMS OR MORE | 273 | 350 | 504 | 408 | 119 | 54 | 352 | 51 | 65 | 673 | 220 | 8 |
| MEDIAN | ... | ... | ... | ... | ... | ... | ... | ... | ... | ... | ... | ... |
| ALL OCCUPIED | 6.3 | 6.5 | 6.8 | 6.7 | 6.1 | 6.0 | 6.7 | ... | 6.3 | 6.4 | 6.4 | ... |
| OWNER | 6.3 | 6.5 | 6.9 | 6.7 | 6.1 | 6.0 | 6.6 | ... | 6.3 | 6.4 | 6.5 | ... |
| RENTER | ... | ... | 6.2 | ... | ... | ... | ... | ... | ... | ... | ... | ... |
| YEAR STRUCTURE BUILT | | | | | | | | | | | | |
| 1955 TO MARCH 1960 | 56 | 52 | 86 | 41 | 44 | 22 | 13 | 5 | 16 | 138 | 9 | 17 |
| 1950 TO 1954 | 77 | 41 | 124 | 44 | 33 | 9 | 21 | 4 | 16 | 161 | 31 | 9 |
| 1940 TO 1949 | 112 | 103 | 160 | 79 | 123 | 77 | 63 | 43 | 34 | 160 | 63 | 13 |
| 1930 TO 1939 | 62 | 121 | 105 | 60 | 60 | 78 | 39 | 41 | 42 | 128 | 72 | 22 |
| 1929 OR EARLIER | 589 | 1 036 | 874 | 1 031 | 429 | 227 | 885 | 82 | 165 | 2 057 | 453 | 13 |
| HEATING EQUIPMENT | | | | | | | | | | | | |
| STEAM OR HOT WATER | 40 | 28 | 215 | 37 | 8 | 17 | 17 | 4 | 4 | 89 | 8 | ... |
| WARM AIR FURNACE | 525 | 720 | 806 | 613 | 244 | 198 | 493 | 13 | 86 | 2 068 | 247 | 22 |
| BUILT-IN ROOM UNITS | 36 | 68 | 49 | 49 | 85 | 16 | 22 | 76 | 8 | 92 | ... | 9 |
| OTHER MEANS WITH FLUE | 287 | 533 | 271 | 536 | 347 | 161 | 489 | 82 | 163 | 391 | 328 | 39 |
| OTHER MEANS WITHOUT FLUE | 8 | 4 | 8 | 20 | 5 | 21 | ... | ... | 12 | 4 | 45 | 4 |
| NONE | ... | ... | ... | ... | ... | ... | ... | ... | ... | ... | ... | ... |
| SOURCE OF WATER | | | | | | | | | | | | |
| PUBLIC SYSTEM OR PRIVATE COMPANY | ... | 5 | 10 | 15 | ... | ... | 10 | ... | ... | ... | ... | ... |
| INDIVIDUAL WELL | 874 | 1 330 | 1 367 | 1 202 | 656 | 386 | 910 | 148 | 255 | 2 610 | 611 | 65 |
| OTHER | 21 | ... | 10 | 5 | 31 | 15 | 11 | ... | 5 | 20 | 20 | ... |
| SEWAGE DISPOSAL | | | | | | | | | | | | |
| PUBLIC SEWER | 6 | 10 | ... | ... | ... | ... | 10 | ... | ... | ... | ... | ... |
| SEPTIC TANK OR CESSPOOL | 813 | 1 098 | 1 308 | 1 068 | 541 | 288 | 687 | 123 | 174 | 2 393 | 439 | 55 |
| OTHER OR NONE | 76 | 227 | 79 | 154 | 146 | 113 | 234 | 25 | 86 | 237 | 192 | 10 |
| HOME FOOD FREEZER | | | | | | | | | | | | |
| 1 OR MORE | 483 | 855 | 653 | 805 | 445 | 234 | 612 | 143 | 209 | 1 646 | 404 | 23 |
| NONE | 433 | 574 | 511 | 630 | 255 | 215 | 710 | 103 | 124 | 1 077 | 230 | 63 |

Table 33.—TENURE, CONDITION AND PLUMBING FACILITIES, AND STRUCTURAL CHARACTERISTICS OF OCCUPIED RURAL-FARM HOUSING UNITS, FOR COUNTIES: 1960—Con.

[Based on sample; see text. Median not shown where base is less than 200]

Tenure by Color
Condition and
Plumbing
Water Supply
Toilet Fac.
Bathing Fac.
Rooms
Year Struct. Buile
Heating Equipment
Source of Water
Sewage Disposal
Home Food Freezer

| SUBJECT | SAGINAW | ST CLAIR | ST JOSEPH | SANILAC | SCHOOL-CRAFT | SHIA-WASSEE | TUSCOLA | VAN BUREN | WASHTENAW | WAYNE | WEXFORD |
|---|---------|----------|-----------|---------|--------------|-------------|---------|-----------|-----------|-------|---------|
| TENURE AND COLOR | | | | | | | | | | | |
| ALL OCCUPIED UNITS | 3 774 | 2 629 | 1 867 | 4 006 | 128 | 2 653 | 3 632 | 3 041 | 2 597 | 908 | 393 |
| OWNER OCCUPIED | 3 567 | 2 447 | 1 662 | 3 680 | 104 | 2 422 | 3 320 | 2 590 | 2 280 | 843 | 374 |
| WHITE | 3 563 | 2 419 | 1 640 | 3 680 | 104 | 2 418 | 3 316 | 2 481 | 2 269 | 831 | 374 |
| NONWHITE | 4 | 28 | 22 | ... | ... | 4 | 4 | 109 | 11 | 12 | ... |
| RENTER OCCUPIED | 207 | 182 | 205 | 326 | 24 | 231 | 312 | 451 | 317 | 65 | 19 |
| WHITE | 207 | 182 | 205 | 326 | 20 | 231 | 312 | 428 | 314 | 65 | 19 |
| NONWHITE | ... | ... | ... | ... | 4 | ... | ... | 23 | 3 | ... | ... |
| CONDITION AND PLUMBING | | | | | | | | | | | |
| ALL OCCUPIED UNITS | 3 774 | 2 629 | 1 867 | 4 006 | 128 | 2 653 | 3 632 | 3 041 | 2 597 | 908 | 393 |
| SOUND | 3 049 | 2 007 | 1 429 | 3 121 | 90 | 2 059 | 2 886 | 2 166 | 2 045 | 749 | 276 |
| WITH ALL PLUMBING FACILITIES | 2 690 | 1 678 | 1 273 | 2 711 | 73 | 1 920 | 2 636 | 1 941 | 1 880 | 660 | 212 |
| LACKING ONLY HOT WATER | 35 | 61 | 13 | 80 | ... | 24 | 31 | 41 | 25 | 15 | 8 |
| LACKING OTHER PLUMBING FACILITIES | 324 | 268 | 143 | 330 | 17 | 115 | 219 | 184 | 140 | 74 | 56 |
| DETERIORATING | 623 | 497 | 340 | 739 | 34 | 546 | 650 | 685 | 438 | 116 | 92 |
| WITH ALL PLUMBING FACILITIES | 336 | 249 | 218 | 395 | 10 | 346 | 423 | 428 | 308 | 69 | 48 |
| LACKING ONLY HOT WATER | 26 | 24 | 8 | 12 | ... | 12 | 16 | 54 | 16 | 8 | 8 |
| LACKING OTHER PLUMBING FACILITIES | 261 | 224 | 114 | 332 | 24 | 188 | 211 | 203 | 114 | 39 | 36 |
| DILAPIDATED | 102 | 125 | 98 | 146 | 4 | 48 | 96 | 190 | 114 | 43 | 25 |
| RENTER OCCUPIED | 207 | 182 | 205 | 326 | 24 | 231 | 312 | 451 | 317 | 65 | 19 |
| SOUND | 136 | 136 | 131 | 189 | 16 | 168 | 204 | 223 | 206 | 29 | 14 |
| WITH ALL PLUMBING FACILITIES | 100 | 103 | 122 | 139 | 8 | 154 | 176 | 188 | 198 | 16 | 10 |
| LACKING SOME OR ALL FACILITIES | 36 | 33 | 9 | 50 | 8 | 14 | 28 | 35 | 8 | 13 | 4 |
| DETERIORATING | 67 | 29 | 62 | 103 | 4 | 52 | 84 | 130 | 89 | 29 | ... |
| WITH ALL PLUMBING FACILITIES | 31 | 17 | 45 | 54 | ... | 26 | 48 | 56 | 58 | 25 | ... |
| LACKING SOME OR ALL FACILITIES | 36 | 12 | 17 | 49 | 4 | 26 | 36 | 74 | 31 | 4 | ... |
| DILAPIDATED | 4 | 17 | 12 | 34 | 4 | 11 | 24 | 98 | 22 | 7 | 5 |
| ALL OCCUPIED UNITS | 3 774 | 2 629 | 1 867 | 4 006 | 128 | 2 653 | 3 632 | 3 041 | 2 597 | 908 | 393 |
| WATER SUPPLY | | | | | | | | | | | |
| HOT AND COLD PIPED WATER INSIDE STRUCTURE | 3 256 | 2 098 | 1 593 | 3 366 | 87 | 2 381 | 3 226 | 2 554 | 2 317 | 782 | 312 |
| ONLY COLD PIPED WATER INSIDE STRUCTURE | 230 | 282 | 119 | 344 | 9 | 148 | 223 | 272 | 115 | 63 | 52 |
| PIPED WATER OUTSIDE STRUCTURE | 20 | 33 | 4 | 29 | ... | 14 | 12 | 39 | 31 | 8 | 8 |
| NO PIPED WATER | 268 | 216 | 151 | 267 | 32 | 110 | 171 | 176 | 134 | 55 | 21 |
| TOILET FACILITIES | | | | | | | | | | | |
| FLUSH TOILET, EXCLUSIVE USE | 3 196 | 2 100 | 1 561 | 3 305 | 83 | 2 376 | 3 197 | 2 591 | 2 280 | 776 | 292 |
| FLUSH TOILET, SHARED | 27 | 26 | 4 | 16 | ... | 4 | 16 | 16 | 22 | 13 | ... |
| OTHER TOILET FACILITIES OR NONE | 551 | 503 | 302 | 685 | 45 | 273 | 419 | 434 | 295 | 119 | 101 |
| BATHING FACILITIES | | | | | | | | | | | |
| BATHTUB OR SHOWER, EXCLUSIVE USE | 3 160 | 2 080 | 1 546 | 3 287 | 83 | 2 322 | 3 178 | 2 544 | 2 272 | 790 | 280 |
| BATHTUB OR SHOWER, SHARED | 32 | 22 | 4 | 24 | ... | 10 | 12 | 16 | 38 | 8 | ... |
| NO BATHTUB OR SHOWER | 582 | 527 | 317 | 695 | 45 | 321 | 442 | 481 | 287 | 110 | 113 |
| ROOMS | | | | | | | | | | | |
| 1 ROOM | 13 | 16 | 9 | 16 | 4 | 12 | 12 | 67 | 11 | ... | ... |
| 2 ROOMS | 44 | 12 | 12 | 13 | 4 | 8 | 44 | 35 | 11 | ... | ... |
| 3 ROOMS | 58 | 37 | 24 | 65 | 10 | 67 | 92 | 97 | 46 | 12 | 8 |
| 4 ROOMS | 238 | 223 | 94 | 250 | 9 | 99 | 300 | 268 | 151 | 96 | 37 |
| 5 ROOMS | 624 | 347 | 183 | 575 | 36 | 348 | 515 | 474 | 332 | 188 | 80 |
| 6 ROOMS | 800 | 586 | 284 | 858 | 37 | 535 | 734 | 725 | 458 | 215 | 96 |
| 7 ROOMS | 727 | 554 | 532 | 819 | ... | 585 | 765 | 637 | 493 | 185 | 86 |
| 8 ROOMS OR MORE | 1 270 | 854 | 729 | 1 410 | 28 | 999 | 1 170 | 738 | 1 095 | 212 | 86 |
| MEDIANS | 6.7 | 6.7 | 7.1 | 6.8 | ... | 6.9 | 6.7 | 6.3 | 7.1 | 6.2 | 6.2 |
| OWNER | 6.7 | 6.7 | 7.1 | 6.8 | ... | 6.9 | 6.7 | 6.4 | 7.2 | 6.2 | 6.2 |
| RENTER | 6.0 | ... | 6.9 | 6.7 | ... | 6.9 | 6.4 | 5.4 | 6.2 | ... | ... |
| YEAR STRUCTURE BUILT | | | | | | | | | | | |
| 1955 TO MARCH 1960 | 220 | 124 | 94 | 186 | 10 | 101 | 208 | 110 | 115 | 72 | 21 |
| 1950 TO 1954 | 250 | 137 | 77 | 192 | 9 | 96 | 159 | 140 | 105 | 56 | 16 |
| 1940 TO 1949 | 307 | 236 | 102 | 320 | 18 | 156 | 263 | 262 | 189 | 148 | 36 |
| 1930 TO 1939 | 355 | 245 | 88 | 290 | 27 | 155 | 299 | 214 | 187 | 113 | 37 |
| 1929 OR EARLIER | 2 642 | 1 887 | 1 506 | 3 018 | 64 | 2 145 | 2 703 | 2 315 | 2 001 | 519 | 283 |
| HEATING EQUIPMENT | | | | | | | | | | | |
| STEAM OR HOT WATER | 311 | 249 | 105 | 222 | ... | 112 | 396 | 110 | 324 | 195 | 4 |
| WARM AIR FURNACE | 1 837 | 1 147 | 1 200 | 1 811 | 47 | 1 708 | 1 895 | 1 694 | 1 791 | 496 | 179 |
| BUILT-IN ROOM UNITS | 199 | 96 | 48 | 203 | ... | 114 | 211 | 147 | 90 | 41 | 24 |
| OTHER MEANS WITH FLUE | 1 392 | 1 129 | 514 | 1 742 | 81 | 699 | 1 098 | 1 030 | 372 | 176 | 186 |
| OTHER MEANS WITHOUT FLUE | 35 | 8 | ... | 28 | ... | 20 | 28 | 37 | 20 | ... | ... |
| NONE | ... | ... | ... | ... | ... | ... | 4 | 23 | ... | ... | ... |
| SOURCE OF WATER | | | | | | | | | | | |
| PUBLIC SYSTEM OR PRIVATE COMPANY | 82 | 76 | 10 | 56 | 12 | 20 | 30 | 62 | 24 | 93 | 5 |
| INDIVIDUAL WELL | 3 642 | 2 571 | 1 899 | 3 937 | 92 | 2 617 | 3 558 | 2 874 | 2 565 | 737 | 402 |
| OTHER | 135 | 5 | ... | 15 | 9 | 20 | 25 | 29 | 8 | 40 | 6 |
| SEWAGE DISPOSAL | | | | | | | | | | | |
| PUBLIC SEWER | 14 | 15 | ... | 26 | ... | 5 | 4 | 26 | ... | ... | ... |
| SEPTIC TANK OR CESSPOOL | 3 234 | 2 142 | 1 667 | 3 269 | 80 | 2 328 | 3 143 | 2 544 | 2 284 | 734 | 301 |
| OTHER OR NONE | 611 | 495 | 242 | 713 | 33 | 324 | 466 | 395 | 313 | 136 | 112 |
| HOME FOOD FREEZER | | | | | | | | | | | |
| 1 OR MORE | 1 854 | 1 405 | 1 261 | 2 405 | 109 | 1 501 | 2 005 | 2 121 | 1 886 | 568 | 200 |
| NONE | 1 620 | 1 161 | 410 | 1 597 | 65 | 1 090 | 1 686 | 1 170 | 802 | 567 | 120 |

Table 34.—OCCUPANCY CHARACTERISTICS AND RENT STATUS OF OCCUPIED RURAL-FARM HOUSING UNITS, FOR COUNTIES: 1960

Persons
Persons per Room Year Moved into Unit
Rent Status

[Based on sample; see text. Median not shown where base is less than 200]

| SUBJECT | ALCONA | ALGER | ALLEGAN | ALPENA | ANTRIM | ARENAC | BARAGA | BARRY | BAY | BENZIE | BERRIEN | BRANCH |
|------------------------------|--------|-------|---------|--------|--------|--------|--------|-------|-------|--------|---------|--------|
| ALL OCCUPIED UNITS | 483 | 214 | 3 368 | 902 | 533 | 770 | 207 | 2 029 | 2 423 | 309 | 4 443 | 2 258 |
| PERSONS | | | | | | | | | | | | |
| 1 PERSON | 29 | 4 | 182 | 67 | 55 | 76 | 14 | 164 | 150 | 28 | 490 | 168 |
| 2 PERSONS | 137 | 44 | 978 | 259 | 128 | 167 | 52 | 666 | 557 | 103 | 1 411 | 762 |
| 3 PERSONS | 112 | 44 | 603 | 152 | 81 | 160 | 28 | 352 | 355 | 56 | 760 | 456 |
| 4 PERSONS | 71 | 32 | 501 | 139 | 73 | 131 | 41 | 285 | 328 | 60 | 720 | 389 |
| 5 PERSONS | 27 | 37 | 449 | 98 | 90 | 105 | 32 | 274 | 378 | 24 | 555 | 188 |
| 6 PERSONS | 67 | 33 | 304 | 69 | 64 | 59 | 8 | 156 | 307 | 17 | 252 | 146 |
| 7 PERSONS | 19 | 8 | 196 | 55 | 8 | 40 | 16 | 84 | 138 | 9 | 125 | 61 |
| 8 PERSONS OR MORE | 21 | 12 | 155 | 63 | 34 | 32 | 16 | 48 | 210 | 12 | 130 | 88 |
| MEDIAN: | | | | | | | | | | | | |
| ALL OCCUPIED | 3.2 | 4.0 | 3.4 | 3.3 | 3.5 | 3.4 | 3.7 | 3.0 | 4.0 | 2.9 | 2.9 | 2.9 |
| OWNER | 3.2 | 3.9 | 3.3 | 3.3 | 3.6 | 3.4 | 3.8 | 3.0 | 4.0 | 3.2 | 3.0 | 2.9 |
| RENTER | ... | ... | 3.8 | ... | ... | ... | ... | ... | ... | ... | 2.4 | 3.3 |
| PERSONS PER ROOM | | | | | | | | | | | | |
| 1.00 OR LESS | 440 | 173 | 3 085 | 784 | 504 | 714 | 175 | 1 957 | 2 030 | 285 | 4 009 | 2 148 |
| 1.01 OR MORE | 43 | 41 | 283 | 118 | 29 | 56 | 32 | 72 | 393 | 24 | 434 | 110 |
| YEAR MOVED INTO UNIT | | | | | | | | | | | | |
| OWNER OCCUPIED | 469 | 209 | 3 075 | 849 | 488 | 723 | 202 | 1 888 | 2 277 | 279 | 3 704 | 2 027 |
| 1958 TO MARCH 1960 | 37 | 8 | 205 | 63 | 39 | 58 | ... | 216 | 194 | 4 | 270 | 205 |
| 1954 TO 1957 | 32 | 28 | 412 | 85 | 55 | 100 | 4 | 244 | 350 | 34 | 542 | 293 |
| 1940 TO 1953 | 212 | 74 | 1 189 | 334 | 206 | 279 | 76 | 704 | 711 | 134 | 1 460 | 902 |
| 1939 OR EARLIER | 188 | 99 | 1 269 | 367 | 188 | 286 | 122 | 724 | 1 022 | 107 | 1 432 | 627 |
| RENTER OCCUPIED | 14 | 5 | 293 | 53 | 45 | 47 | 5 | 141 | 146 | 30 | 739 | 231 |
| 1958 TO MARCH 1960 | 4 | ... | 89 | 7 | 11 | 13 | ... | 50 | 39 | 7 | 334 | 48 |
| 1954 TO 1957 | 3 | ... | 52 | 19 | 15 | 22 | ... | 42 | 32 | ... | 152 | 64 |
| 1940 TO 1953 | 4 | ... | 84 | 15 | 4 | 8 | 5 | 16 | 43 | 11 | 157 | 79 |
| 1939 OR EARLIER | 3 | 5 | 68 | 12 | 15 | 4 | ... | 33 | 32 | 12 | 96 | 40 |
| RENT STATUS | | | | | | | | | | | | |
| RENTER OCCUPIED | 14 | 5 | 293 | 53 | 45 | 47 | 5 | 141 | 146 | 30 | 739 | 231 |
| RENT PAID | ... | 5 | 73 | 11 | 4 | 8 | ... | 12 | 37 | ... | 56 | 36 |
| NO CASH RENT | 14 | ... | 220 | 42 | 41 | 39 | 5 | 129 | 109 | 30 | 683 | 195 |

| SUBJECT | CALHOUN | CASS | CHARLE-VOIX | CHEBOYGAN | CHIPPEWA | CLARE | CLINTON | CRAWFORD | DELTA | DICK-INSOON | EATON | EMMET |
|------------------------------|---------|-------|-------------|-----------|----------|-------|---------|----------|-------|-------------|-------|-------|
| ALL OCCUPIED UNITS | 2 635 | 1 908 | 525 | 401 | 658 | 448 | 2 757 | 8 | 646 | 220 | 3 011 | 545 |
| PERSONS | | | | | | | | | | | | |
| 1 PERSON | 209 | 158 | 55 | 17 | 35 | 39 | 206 | ... | 38 | 8 | 194 | 38 |
| 2 PERSONS | 827 | 608 | 153 | 120 | 134 | 124 | 687 | 4 | 129 | 60 | 1 000 | 134 |
| 3 PERSONS | 464 | 352 | 66 | 45 | 118 | 79 | 522 | 4 | 130 | 39 | 554 | 76 |
| 4 PERSONS | 442 | 253 | 65 | 49 | 115 | 71 | 418 | ... | 102 | 29 | 500 | 107 |
| 5 PERSONS | 335 | 259 | 92 | 49 | 101 | 69 | 362 | ... | 92 | 61 | 398 | 60 |
| 6 PERSONS | 230 | 119 | 28 | 32 | 82 | 23 | 258 | ... | 62 | 14 | 210 | 56 |
| 7 PERSONS | 60 | 73 | 20 | 23 | 30 | 16 | 119 | ... | 59 | 4 | 100 | 8 |
| 8 PERSONS OR MORE | 68 | 86 | 46 | 66 | 43 | 27 | 185 | ... | 34 | 5 | 55 | 66 |
| MEDIAN: | | | | | | | | | | | | |
| ALL OCCUPIED | 3.1 | 3.0 | 3.3 | 3.9 | 3.9 | 3.3 | 3.4 | ... | 3.8 | 3.6 | 3.1 | 3.7 |
| OWNER | 3.0 | 2.9 | 3.3 | 3.9 | 3.8 | 3.1 | 3.3 | ... | 3.8 | 3.7 | 3.0 | 3.7 |
| RENTER | 3.8 | ... | ... | ... | ... | ... | 4.2 | ... | ... | ... | 4.1 | ... |
| PERSONS PER ROOM | | | | | | | | | | | | |
| 1.00 OR LESS | 2 495 | 1 761 | 450 | 306 | 566 | 408 | 2 546 | 8 | 564 | 201 | 2 881 | 460 |
| 1.01 OR MORE | 140 | 147 | 75 | 95 | 92 | 40 | 211 | ... | 82 | 19 | 130 | 85 |
| YEAR MOVED INTO UNIT | | | | | | | | | | | | |
| OWNER OCCUPIED | 2 291 | 1 726 | 513 | 392 | 640 | 408 | 2 397 | 8 | 621 | 216 | 2 750 | 511 |
| 1958 TO MARCH 1960 | 242 | 217 | 46 | 14 | 55 | 39 | 190 | 4 | 41 | 23 | 299 | 43 |
| 1954 TO 1957 | 360 | 307 | 81 | 38 | 117 | 41 | 288 | ... | 71 | 21 | 457 | 64 |
| 1940 TO 1953 | 940 | 719 | 169 | 145 | 245 | 156 | 996 | 4 | 215 | 76 | 1 092 | 194 |
| 1939 OR EARLIER | 749 | 483 | 217 | 195 | 223 | 172 | 923 | ... | 294 | 96 | 902 | 210 |
| RENTER OCCUPIED | 344 | 182 | 12 | 9 | 18 | 40 | 360 | ... | 25 | 4 | 261 | 34 |
| 1958 TO MARCH 1960 | 127 | 68 | 4 | ... | 5 | 12 | 59 | ... | ... | ... | 52 | 5 |
| 1954 TO 1957 | 65 | 30 | ... | ... | 4 | 4 | 88 | ... | 4 | 4 | 56 | 12 |
| 1940 TO 1953 | 96 | 42 | 4 | 4 | ... | 16 | 122 | ... | 5 | ... | 86 | 13 |
| 1939 OR EARLIER | 56 | 42 | 4 | 5 | 9 | 8 | 91 | ... | 16 | ... | 67 | 4 |
| RENT STATUS | | | | | | | | | | | | |
| RENTER OCCUPIED | 344 | 182 | 12 | 9 | 18 | 40 | 360 | ... | 25 | 4 | 261 | 34 |
| RENT PAID | 60 | 17 | ... | ... | ... | 8 | 47 | ... | 4 | ... | 49 | 13 |
| NO CASH RENT | 284 | 165 | 12 | 9 | 18 | 32 | 313 | ... | 21 | 4 | 212 | 21 |

Table 34.—OCCUPANCY CHARACTERISTICS AND RENT STATUS OF OCCUPIED RURAL-FARM HOUSING UNITS, FOR COUNTIES, 1960—CON.

Persons
Persons per Room
Year Moved into Unit
Rent Status

[Based on sample; see text. Median not shown where base is less than 200]

| SUBJECT | COUNTIES | | | | | | | | | | | |
|------------------------------|----------|---------|---------|----------------|---------|------------|----------|-------|--------|-------|-------|------|
| | GENESEE | GLADWIN | GOGEBIC | GRAND TRAVERSE | GRATIOT | HILLS-DALE | HOUGHTON | HURON | INGHAM | IONIA | IOSCO | IRON |
| ALL OCCUPIED UNITS | 2 478 | 875 | 136 | 875 | 3 072 | 2 919 | 571 | 3 433 | 2 356 | 2 420 | 433 | 272 |
| PERSONS | | | | | | | | | | | | |
| 1 PERSON | 193 | 80 | 8 | 94 | 292 | 210 | 74 | 201 | 134 | 121 | 51 | 29 |
| 2 PERSONS | 819 | 250 | 28 | 220 | 906 | 949 | 148 | 844 | 714 | 699 | 135 | 65 |
| 3 PERSONS | 407 | 118 | 24 | 127 | 582 | 478 | 113 | 669 | 474 | 428 | 71 | 56 |
| 4 PERSONS | 323 | 123 | 28 | 150 | 545 | 521 | 82 | 552 | 356 | 322 | 71 | 47 |
| 5 PERSONS | 278 | 106 | 20 | 106 | 331 | 346 | 88 | 452 | 271 | 366 | 49 | 35 |
| 6 PERSONS | 247 | 65 | 20 | 68 | 251 | 217 | 20 | 305 | 206 | 218 | 25 | 20 |
| 7 PERSONS | 88 | 93 | 4 | 68 | 82 | 97 | 29 | 210 | 93 | 91 | 18 | 16 |
| 8 PERSONS OR MORE | 123 | 38 | 4 | 42 | 83 | 101 | 17 | 200 | 108 | 175 | 13 | 4 |
| MEDIAN: | | | | | | | | | | | | |
| ALL OCCUPIED | 3.1 | 3.4 | ... | 3.5 | 3.1 | 3.1 | 3.1 | 3.5 | 3.2 | 3.4 | 2.9 | 3.3 |
| OWNER | 3.0 | 3.3 | ... | 3.4 | 3.0 | 3.0 | 3.1 | 3.4 | 3.1 | 3.3 | 2.9 | 3.4 |
| RENTER | 3.5 | ... | ... | ... | 3.6 | 4.0 | ... | 4.6 | 4.0 | 3.8 | ... | ... |
| PERSONS PER ROOM | | | | | | | | | | | | |
| 1.00 OR LESS | 2 290 | 784 | 112 | 767 | 2 932 | 2 819 | 522 | 3 172 | 2 218 | 2 231 | 394 | 243 |
| 1.01 OR MORE | 188 | 91 | 24 | 108 | 140 | 100 | 49 | 261 | 138 | 189 | 39 | 29 |
| YEAR MOVED INTO UNIT | | | | | | | | | | | | |
| OWNER OCCUPIED | 2 225 | 826 | 132 | 775 | 2 654 | 2 617 | 530 | 3 101 | 2 096 | 2 164 | 429 | 260 |
| 1958 TO MARCH 1960 | 146 | 64 | 4 | 44 | 232 | 280 | 20 | 155 | 232 | 147 | 45 | 18 |
| 1954 TO 1957 | 292 | 137 | 24 | 105 | 361 | 476 | 35 | 304 | 339 | 300 | 39 | 38 |
| 1940 TO 1953 | 1 010 | 274 | 56 | 299 | 1 075 | 1 085 | 166 | 970 | 790 | 904 | 193 | 112 |
| 1939 OR EARLIER | 777 | 351 | 48 | 327 | 986 | 776 | 309 | 1 672 | 735 | 813 | 152 | 92 |
| RENTER OCCUPIED | 253 | 49 | 4 | 100 | 418 | 302 | 41 | 332 | 260 | 256 | 4 | 12 |
| 1958 TO MARCH 1960 | 72 | 13 | ... | 8 | 46 | 70 | 4 | 44 | 124 | 68 | ... | 8 |
| 1954 TO 1957 | 41 | 8 | ... | 27 | 118 | 83 | 12 | 73 | 54 | 31 | 4 | ... |
| 1940 TO 1953 | 91 | 8 | ... | 46 | 191 | 85 | ... | 117 | 66 | 94 | ... | ... |
| 1939 OR EARLIER | 49 | 20 | 4 | 19 | 63 | 64 | 25 | 98 | 16 | 63 | ... | 4 |
| RENT STATUS | | | | | | | | | | | | |
| RENTER OCCUPIED | 253 | 49 | 4 | 100 | 418 | 302 | 41 | 332 | 260 | 256 | 4 | 12 |
| RENT PAID | 61 | 12 | ... | ... | 26 | 75 | 4 | 61 | 36 | 43 | ... | 4 |
| NO CASH RENT | 192 | 37 | 4 | 100 | 392 | 227 | 37 | 271 | 224 | 213 | 4 | 8 |

| SUBJECT | COUNTIES | | | | | | | | | | | |
|------------------------------|----------|---------|-----------|----------|-------|----------|------|--------|----------|---------|------------|------|
| | ISABELLA | JACKSON | KALAMAZOO | KALKASKA | KENT | KEWEENAW | LAKE | LAPEER | LEELANAU | LENAWEE | LIVINGSTON | LUCE |
| ALL OCCUPIED UNITS | 1 995 | 2 396 | 2 009 | 241 | 3 150 | 5 | 226 | 2 798 | 682 | 3 835 | 1 626 | 46 |
| PERSONS | | | | | | | | | | | | |
| 1 PERSON | 148 | 195 | 134 | 20 | 188 | ... | 32 | 221 | 63 | 340 | 137 | 12 |
| 2 PERSONS | 564 | 684 | 664 | 83 | 1 019 | ... | 56 | 769 | 209 | 1 116 | 503 | 5 |
| 3 PERSONS | 292 | 470 | 393 | 51 | 508 | 5 | 55 | 493 | 109 | 702 | 290 | 13 |
| 4 PERSONS | 316 | 377 | 316 | 16 | 373 | ... | 31 | 449 | 62 | 632 | 265 | 4 |
| 5 PERSONS | 286 | 316 | 260 | 30 | 350 | ... | 15 | 357 | 87 | 499 | 168 | ... |
| 6 PERSONS | 215 | 171 | 129 | 17 | 360 | ... | 21 | 251 | 50 | 304 | 108 | 4 |
| 7 PERSONS | 84 | 82 | 55 | 20 | 174 | ... | 8 | 121 | 38 | 150 | 64 | ... |
| 8 PERSONS OR MORE | 90 | 101 | 58 | 4 | 178 | ... | 8 | 137 | 64 | 92 | 91 | 8 |
| MEDIAN: | | | | | | | | | | | | |
| ALL OCCUPIED | 3.5 | 3.2 | 3.0 | 2.8 | 3.2 | ... | 3.0 | 3.3 | 3.1 | 3.2 | 3.1 | ... |
| OWNER | 3.4 | 3.1 | 3.0 | 2.8 | 3.2 | ... | 3.1 | 3.2 | 3.3 | 3.0 | 3.0 | ... |
| RENTER | ... | 4.1 | ... | ... | 3.7 | ... | ... | 4.3 | ... | 4.1 | ... | ... |
| PERSONS PER ROOM | | | | | | | | | | | | |
| 1.00 OR LESS | 1 852 | 2 223 | 1 907 | 212 | 2 901 | 5 | 214 | 2 586 | 620 | 3 690 | 1 515 | 38 |
| 1.01 OR MORE | 143 | 173 | 102 | 29 | 249 | ... | 12 | 212 | 62 | 145 | 111 | 8 |
| YEAR MOVED INTO UNIT | | | | | | | | | | | | |
| OWNER OCCUPIED | 1 820 | 2 130 | 1 820 | 225 | 2 939 | 5 | 210 | 2 509 | 610 | 3 375 | 1 454 | 46 |
| 1958 TO MARCH 1960 | 142 | 211 | 247 | 33 | 200 | ... | 16 | 174 | 32 | 284 | 145 | 4 |
| 1954 TO 1957 | 268 | 361 | 234 | 24 | 364 | ... | 28 | 463 | 76 | 489 | 211 | 4 |
| 1940 TO 1953 | 669 | 844 | 784 | 73 | 1 178 | ... | 77 | 991 | 167 | 1 290 | 590 | 25 |
| 1939 OR EARLIER | 741 | 714 | 555 | 95 | 1 197 | 5 | 89 | 881 | 335 | 1 312 | 508 | 13 |
| RENTER OCCUPIED | 175 | 266 | 189 | 16 | 211 | ... | 16 | 289 | 72 | 460 | 172 | ... |
| 1958 TO MARCH 1960 | 40 | 72 | 63 | 8 | 58 | ... | ... | 98 | 9 | 104 | 52 | ... |
| 1954 TO 1957 | 46 | 97 | 34 | 8 | 29 | ... | 8 | 66 | 13 | 87 | 60 | ... |
| 1940 TO 1953 | 48 | 73 | 56 | ... | 54 | ... | ... | 74 | 33 | 164 | 40 | ... |
| 1939 OR EARLIER | 41 | 24 | 36 | ... | 70 | ... | 8 | 51 | 17 | 105 | 20 | ... |
| RENT STATUS | | | | | | | | | | | | |
| RENTER OCCUPIED | 175 | 266 | 189 | 16 | 211 | ... | 16 | 289 | 72 | 460 | 172 | ... |
| RENT PAID | 28 | 37 | 18 | 8 | 32 | ... | ... | 45 | ... | 74 | 32 | ... |
| NO CASH RENT | 147 | 229 | 171 | 8 | 179 | ... | 16 | 244 | 72 | 386 | 140 | ... |

Table 34.—OCCUPANCY CHARACTERISTICS AND RENT STATUS OF OCCUPIED RURAL-FARM HOUSING UNITS, FOR COUNTIES: 1960—Con.

Persons
Persons per Room Year Moved into Unit
Rent Status

[Based on sample; see text. Median not shown where base is less than 200]

| SUBJECT | MACKINAC | MACOMB | MANISTEE | MAR- QUETTE | MASON | MECOSTA | MENOMI- NEE | MIDLAND | MISSAU- KEE | MONROE | MONTCALM | MONT- MORENCY |
|------------------------------|----------|--------|----------|----------------|-------|---------|----------------|---------|----------------|--------|----------|------------------|
| ALL OCCUPIED UNITS | 197 | 1 722 | 522 | 195 | 1 170 | 1 178 | 1 009 | 1 193 | 692 | 3 254 | 2 594 | 263 |
| PERSONS | | | | | | | | | | | | |
| 1 PERSON | 14 | 78 | 44 | 8 | 144 | 57 | 83 | 59 | 65 | 316 | 219 | 25 |
| 2 PERSONS | 36 | 427 | 149 | 50 | 384 | 329 | 280 | 351 | 180 | 1 081 | 847 | 53 |
| 3 PERSONS | 48 | 281 | 65 | 36 | 220 | 211 | 139 | 193 | 114 | 495 | 440 | 27 |
| 4 PERSONS | 14 | 348 | 76 | 33 | 202 | 151 | 156 | 205 | 105 | 474 | 399 | 23 |
| 5 PERSONS | 26 | 230 | 56 | 24 | 80 | 174 | 137 | 182 | 94 | 378 | 350 | 45 |
| 6 PERSONS | 31 | 153 | 80 | 12 | 48 | 133 | 81 | 72 | 47 | 265 | 205 | 32 |
| 7 PERSONS | 13 | 109 | 28 | 16 | 40 | 46 | 51 | 58 | 28 | 109 | 81 | 20 |
| 8 PERSONS OR MORE | 15 | 90 | 24 | 16 | 52 | 77 | 82 | 73 | 59 | 136 | 53 | 38 |
| MEDIAN: | | | | | | | | | | | | |
| ALL OCCUPIED | ... | 3.7 | 3.5 | ... | 2.8 | 3.5 | 3.5 | 3.5 | 3.4 | 3.0 | 3.0 | 4.6 |
| OWNER | ... | 3.6 | 3.6 | ... | 2.7 | 3.4 | 3.5 | 3.4 | 3.3 | 2.8 | 3.0 | 4.7 |
| RENTER | ... | ... | ... | ... | ... | ... | ... | ... | ... | 3.8 | 4.0 | ... |
| PERSONS PER ROOM | | | | | | | | | | | | |
| 1.00 OR LESS | 187 | 1 593 | 478 | 163 | 1 086 | 1 069 | 897 | 1 057 | 600 | 3 044 | 2 448 | 211 |
| 1.01 OR MORE | 10 | 129 | 44 | 32 | 84 | 109 | 112 | 136 | 92 | 210 | 146 | 52 |
| YEAR MOVED INTO UNIT | | | | | | | | | | | | |
| OWNER OCCUPIED | 184 | 1 577 | 486 | 191 | 1 073 | 1 093 | 977 | 1 103 | 634 | 2 906 | 2 369 | 239 |
| 1958 TO MARCH 1960 | 9 | 73 | 29 | 24 | 64 | 80 | 67 | 61 | 33 | 130 | 177 | 27 |
| 1954 TO 1957 | 18 | 213 | 40 | 13 | 76 | 146 | 55 | 125 | 101 | 353 | 267 | 54 |
| 1940 TO 1953 | 78 | 704 | 200 | 65 | 381 | 458 | 386 | 476 | 198 | 1 133 | 951 | 78 |
| 1939 OR EARLIER | 79 | 587 | 217 | 89 | 552 | 409 | 469 | 441 | 302 | 1 290 | 974 | 80 |
| RENTER OCCUPIED | 13 | 145 | 36 | 4 | 97 | 85 | 32 | 90 | 58 | 348 | 225 | 24 |
| 1958 TO MARCH 1960 | 4 | 36 | 4 | ... | 40 | 13 | ... | 14 | 35 | 72 | 61 | 9 |
| 1954 TO 1957 | ... | 38 | 4 | ... | 16 | 14 | ... | 4 | ... | 77 | 61 | 10 |
| 1940 TO 1953 | 4 | 51 | 12 | 4 | 12 | 39 | 15 | 34 | 5 | 89 | 67 | 5 |
| 1939 OR EARLIER | 5 | 20 | 16 | ... | 29 | 19 | ... | 13 | 15 | 110 | 36 | ... |
| RENT STATUS | | | | | | | | | | | | |
| RENTER OCCUPIED | 13 | 145 | 36 | 4 | 97 | 85 | 32 | 90 | 58 | 348 | 225 | 24 |
| RENT PAID | ... | 57 | 12 | ... | 17 | 18 | 9 | 13 | 15 | 105 | 26 | 15 |
| NO CASH RENT | 13 | 88 | 24 | 4 | 80 | 67 | 23 | 77 | 43 | 243 | 199 | 9 |

| SUBJECT | MUSKEGON | NEWAYGO | OAKLAND | OCEANA | OGEMAW | ONTO- NAGON | OSCEOLA | OSCODA | OTSEGO | OTTAWA | PRESQUE ISLE | ROS- COMMON |
|------------------------------|----------|---------|---------|--------|--------|----------------|---------|--------|--------|--------|-----------------|----------------|
| ALL OCCUPIED UNITS | 896 | 1 353 | 1 349 | 1 255 | 689 | 413 | 1 021 | 175 | 273 | 2 644 | 628 | 74 |
| PERSONS | | | | | | | | | | | | |
| 1 PERSON | 72 | 104 | 101 | 110 | 100 | 32 | 71 | 14 | 29 | 114 | 29 | 4 |
| 2 PERSONS | 244 | 410 | 420 | 365 | 168 | 85 | 319 | 71 | 49 | 613 | 127 | 36 |
| 3 PERSONS | 149 | 200 | 211 | 218 | 105 | 101 | 167 | 15 | 43 | 472 | 91 | 8 |
| 4 PERSONS | 162 | 206 | 227 | 177 | 88 | 56 | 149 | 8 | 63 | 439 | 127 | 5 |
| 5 PERSONS | 80 | 198 | 169 | 145 | 99 | 67 | 134 | 23 | 40 | 358 | 84 | 17 |
| 6 PERSONS | 76 | 90 | 123 | 122 | 58 | 34 | 60 | 22 | 21 | 309 | 53 | ... |
| 7 PERSONS | 60 | 69 | 46 | 57 | 27 | 4 | 55 | 9 | 12 | 196 | 49 | ... |
| 8 PERSONS OR MORE | 53 | 76 | 52 | 61 | 44 | 34 | 66 | 13 | 16 | 143 | 68 | 4 |
| MEDIAN: | | | | | | | | | | | | |
| ALL OCCUPIED | 3.4 | 3.3 | 3.2 | 3.2 | 3.2 | 3.4 | 3.2 | ... | 3.7 | 3.8 | 4.0 | ... |
| OWNER | 3.3 | 3.2 | 3.1 | 3.1 | 3.1 | 3.4 | 3.2 | ... | 3.8 | 3.8 | 4.0 | ... |
| RENTER | ... | ... | 3.6 | ... | ... | ... | ... | ... | ... | ... | ... | ... |
| PERSONS PER ROOM | | | | | | | | | | | | |
| 1.00 OR LESS | 807 | 1 241 | 1 267 | 1 156 | 614 | 368 | 912 | 153 | 233 | 2 413 | 531 | 70 |
| 1.01 OR MORE | 89 | 112 | 82 | 99 | 75 | 45 | 109 | 22 | 40 | 231 | 97 | 4 |
| YEAR MOVED INTO UNIT | | | | | | | | | | | | |
| OWNER OCCUPIED | 828 | 1 286 | 1 134 | 1 144 | 650 | 401 | 948 | 151 | 267 | 2 480 | 604 | 65 |
| 1958 TO MARCH 1960 | 84 | 97 | 83 | 85 | 44 | 26 | 64 | 9 | 24 | 147 | 12 | 26 |
| 1954 TO 1957 | 145 | 141 | 157 | 89 | 65 | 38 | 120 | 12 | 40 | 355 | 69 | 8 |
| 1940 TO 1953 | 362 | 525 | 580 | 518 | 249 | 192 | 356 | 67 | 99 | 923 | 193 | 23 |
| 1939 OR EARLIER | 237 | 523 | 314 | 452 | 292 | 145 | 408 | 63 | 104 | 1 055 | 330 | 8 |
| RENTER OCCUPIED | 68 | 67 | 215 | 111 | 39 | 12 | 73 | 24 | 6 | 164 | 24 | 9 |
| 1958 TO MARCH 1960 | 36 | 29 | 85 | 16 | 5 | ... | 16 | ... | ... | 38 | 8 | ... |
| 1954 TO 1957 | 8 | 17 | 36 | 34 | 19 | 8 | 12 | 15 | 6 | 29 | 4 | ... |
| 1940 TO 1953 | 20 | 4 | 46 | 40 | 15 | 4 | 17 | 9 | 6 | 50 | 4 | 9 |
| 1939 OR EARLIER | 4 | 17 | 48 | 21 | ... | ... | 28 | ... | ... | 47 | 8 | ... |
| RENT STATUS | | | | | | | | | | | | |
| RENTER OCCUPIED | 68 | 67 | 215 | 111 | 39 | 12 | 73 | 24 | 6 | 164 | 24 | 9 |
| RENT PAID | 16 | 29 | 64 | 21 | 15 | 4 | 16 | 10 | ... | 48 | 4 | ... |
| NO CASH RENT | 52 | 38 | 151 | 90 | 24 | 8 | 57 | 14 | 6 | 116 | 20 | 9 |

Table 34.—OCCUPANCY CHARACTERISTICS AND RENT STATUS OF OCCUPIED RURAL-FARM HOUSING UNITS, FOR COUNTIES: 1960—Con.

Persons
Persons per Room

Year Moved into Unit
Rent Status

[Based on sample; see text. Median not shown where base is less than 200]

| SUBJECT | SAGINAW | ST CLAIR | ST JOSEPH | SANILAC | SCHOOL-CRAFT | SHIA-WASSEE | TUSCOLA | VAN BUREN | WASHTENAW | WAYNE | WEXFORD |
|------------------------------|---------|----------|-----------|---------|--------------|-------------|---------|-----------|-----------|-------|---------|
| ALL OCCUPIED UNITS | 3 774 | 2 629 | 1 867 | 4 006 | 128 | 2 653 | 3 632 | 3 041 | 2 597 | 908 | 393 |
| PERSONS | | | | | | | | | | | |
| 1 PERSON | 303 | 236 | 155 | 270 | 4 | 197 | 239 | 283 | 237 | 71 | 20 |
| 2 PERSONS | 1 048 | 778 | 618 | 1 187 | 27 | 823 | 1 048 | 1 017 | 730 | 287 | 110 |
| 3 PERSONS | 693 | 464 | 345 | 792 | 24 | 491 | 703 | 501 | 499 | 152 | 81 |
| 4 PERSONS | 581 | 386 | 254 | 720 | 22 | 418 | 558 | 426 | 384 | 139 | 58 |
| 5 PERSONS | 433 | 301 | 237 | 435 | 9 | 327 | 498 | 381 | 356 | 131 | 52 |
| 6 PERSONS | 328 | 212 | 117 | 309 | 10 | 249 | 299 | 259 | 201 | 76 | 32 |
| 7 PERSONS | 228 | 120 | 85 | 127 | 14 | 76 | 171 | 81 | 110 | 39 | 12 |
| 8 PERSONS OR MORE | 160 | 132 | 56 | 166 | 18 | 72 | 116 | 93 | 80 | 13 | 28 |
| MEDIAN: | | | | | | | | | | | |
| ALL OCCUPIED | 3.3 | 3.1 | 3.0 | 3.2 | ... | 3.1 | 3.3 | 2.9 | 3.2 | 3.1 | 3.3 |
| OWNERS | 3.2 | 3.1 | 2.9 | 3.1 | ... | 3.1 | 3.2 | 2.8 | 3.1 | 3.0 | 3.3 |
| RENTER | 3.6 | ... | 3.9 | 3.8 | ... | 3.9 | 3.8 | 3.5 | 3.5 | ... | ... |
| PERSONS PER ROOM | | | | | | | | | | | |
| 1.00 OR LESS | 3 489 | 2 426 | 1 751 | 3 722 | 87 | 2 542 | 3 347 | 2 794 | 2 487 | 851 | 341 |
| 1.01 OR MORE | 285 | 203 | 116 | 284 | 41 | 111 | 285 | 247 | 110 | 57 | 52 |
| YEAR MOVED INTO UNIT | | | | | | | | | | | |
| OWNER OCCUPIED | 3 567 | 2 447 | 1 662 | 3 680 | 104 | 2 422 | 3 320 | 2 590 | 2 280 | 843 | 374 |
| 1958 TO MARCH 1960 | 236 | 188 | 197 | 278 | 9 | 190 | 272 | 196 | 157 | 69 | 29 |
| 1954 TO 1957 | 541 | 340 | 291 | 487 | 15 | 313 | 481 | 420 | 315 | 145 | 24 |
| 1940 TO 1953 | 1 260 | 856 | 614 | 1 275 | 46 | 969 | 1 137 | 1 138 | 749 | 273 | 148 |
| 1939 OR EARLIER | 1 530 | 1 063 | 560 | 1 640 | 34 | 944 | 1 430 | 836 | 1 059 | 356 | 173 |
| RENTER OCCUPIED | 207 | 182 | 205 | 326 | 24 | 231 | 312 | 451 | 317 | 65 | 19 |
| 1958 TO MARCH 1960 | 51 | 45 | 37 | 79 | 12 | 70 | 76 | 184 | 121 | 16 | 5 |
| 1954 TO 1957 | 57 | 31 | 41 | 71 | ... | 52 | 64 | 99 | 55 | 4 | ... |
| 1940 TO 1953 | 62 | 67 | 110 | 83 | 4 | 73 | 100 | 108 | 66 | 21 | 9 |
| 1939 OR EARLIER | 37 | 39 | 17 | 93 | 8 | 36 | 72 | 60 | 75 | 24 | 5 |
| RENT STATUS | | | | | | | | | | | |
| RENTER OCCUPIED | 207 | 182 | 205 | 326 | 24 | 231 | 312 | 451 | 317 | 65 | 19 |
| RENT PAID | 38 | 57 | 12 | 58 | 8 | 41 | 48 | 63 | 88 | 28 | ... |
| NO CASH RENT | 169 | 125 | 193 | 268 | 16 | 190 | 264 | 388 | 229 | 37 | 19 |

Table 35.—SOURCE OF WATER AND SEWAGE DISPOSAL, FOR COUNTIES: 1960

[Based on sample; see text]

| COUNTY | ALL HOUSING UNITS | TOTAL ¹ | SOURCE OF WATER | | | SEWAGE DISPOSAL | | |
|-----------------|-------------------|--------------------|----------------------------------|-----------------|--------|-----------------|-------------------------|---------------|
| | | | PUBLIC SYSTEM OR PRIVATE COMPANY | INDIVIDUAL WELL | OTHER | PUBLIC SEWER | SEPTIC TANK OR CESSPOOL | OTHER OR NONE |
| THE STATE. | 2 548 792 | 1 668 537 | 906 485 | 720 062 | 41 990 | 757 008 | 769 982 | 141 547 |
| ALCONA. | 4 986 | 4 986 | 240 | 4 240 | 506 | ... | 3 434 | 1 552 |
| ALGER. | 3 820 | 3 820 | 1 452 | 1 958 | 410 | 1 273 | 1 317 | 1 230 |
| ALLEGAN. | 20 764 | 20 764 | 6 002 | 13 984 | 778 | 4 114 | 14 194 | 2 456 |
| ALPENA. | 9 584 | 9 584 | 4 685 | 4 377 | 522 | 4 244 | 4 202 | 1 138 |
| ANTRIM. | 6 693 | 6 693 | 2 023 | 3 924 | 746 | 248 | 4 891 | 1 554 |
| ARENAC. | 4 669 | 4 669 | 896 | 3 610 | 163 | 526 | 3 223 | 920 |
| BARAGA. | 3 049 | 3 049 | 1 160 | 1 311 | 578 | 1 030 | 933 | 1 086 |
| BARRY. | 12 723 | 12 723 | 3 176 | 9 137 | 410 | 2 845 | 8 160 | 1 718 |
| BAY. | 32 295 | 15 603 | 8 162 | 6 874 | 567 | 1 917 | 12 054 | 1 632 |
| BENZIE. | 5 154 | 5 154 | 1 501 | 3 240 | 413 | 860 | 3 371 | 923 |
| BERRIEN. | 53 896 | 53 896 | 25 135 | 27 323 | 1 438 | 23 273 | 25 910 | 4 713 |
| BRANCH. | 12 391 | 12 391 | 4 980 | 7 158 | 253 | 3 954 | 6 829 | 1 608 |
| CALHOUN. | 44 005 | 44 005 | 27 728 | 15 977 | 300 | 21 802 | 20 494 | 1 709 |
| CASS. | 14 762 | 14 762 | 3 241 | 11 134 | 387 | 2 595 | 10 179 | 1 988 |
| CHARLEVOIX. | 6 832 | 6 832 | 3 201 | 2 976 | 655 | 2 276 | 3 334 | 1 222 |
| CHEBOYGAN. | 7 560 | 7 560 | 1 824 | 5 168 | 568 | 1 283 | 4 703 | 1 574 |
| CHIPPewa. | 12 263 | 12 263 | 6 199 | 4 758 | 1 306 | 5 424 | 4 137 | 2 702 |
| CLARE. | 8 033 | 8 033 | 1 517 | 6 127 | 389 | 848 | 4 187 | 2 998 |
| CLINTON. | 11 178 | 11 178 | 3 375 | 7 664 | 139 | 2 056 | 7 929 | 1 193 |
| CRANFORD. | 2 388 | 2 388 | 489 | 1 863 | 36 | 614 | 1 270 | 504 |
| DELTA. | 11 917 | 11 917 | 6 614 | 4 785 | 518 | 6 117 | 4 126 | 1 674 |
| DICKINSON. | 8 702 | 8 702 | 6 816 | 8 702 | 280 | 5 693 | 2 030 | 979 |
| EATON. | 15 780 | 15 780 | 7 072 | 8 264 | 444 | 5 351 | 8 767 | 1 662 |
| EMMET. | 7 951 | 7 951 | 3 667 | 3 798 | 486 | 2 891 | 3 951 | 1 109 |
| GENESEE. | 112 876 | 50 588 | 14 305 | 35 346 | 937 | 9 139 | 38 607 | 2 842 |
| GLADWIN. | 6 841 | 6 841 | 1 017 | 5 178 | 646 | 704 | 3 017 | 2 904 |
| GOGEBIC. | 9 287 | 9 287 | 7 039 | 1 478 | 770 | 6 405 | 1 514 | 1 368 |
| GRAND TRAVERSE. | 12 870 | 12 870 | 5 392 | 6 765 | 713 | 4 869 | 6 401 | 1 600 |
| GRATIOT. | 11 584 | 11 584 | 5 317 | 6 074 | 193 | 4 436 | 5 701 | 1 447 |
| HILLSDALE. | 12 054 | 12 054 | 4 255 | 7 605 | 194 | 2 756 | 7 676 | 1 622 |
| HOUGHTON. | 13 477 | 13 477 | 9 727 | 3 284 | 466 | 8 407 | 3 508 | 1 562 |
| HURON. | 13 889 | 13 889 | 4 690 | 8 788 | 411 | 2 132 | 9 900 | 1 857 |
| INGHAM. | 64 125 | 28 635 | 14 212 | 14 137 | 286 | 12 233 | 14 543 | 1 859 |
| IONIA. | 13 054 | 13 054 | 6 321 | 6 383 | 350 | 5 233 | 6 191 | 1 630 |
| IOSCO. | 8 946 | 8 946 | 1 837 | 6 600 | 509 | 1 270 | 6 503 | 1 173 |
| IRON. | 7 106 | 7 106 | 5 646 | 1 006 | 454 | 3 891 | 2 181 | 1 034 |
| ISABELLA. | 10 018 | 10 018 | 4 050 | 5 733 | 235 | 3 965 | 4 633 | 1 420 |
| JACKSON. | 41 160 | 24 311 | 2 177 | 21 447 | 687 | 4 889 | 21 790 | 2 032 |
| KALAMAZOO. | 52 437 | 26 938 | 7 888 | 18 738 | 312 | 1 277 | 24 413 | 1 248 |
| KALKASKA. | 3 801 | 3 801 | 356 | 3 235 | 210 | 9 | 2 624 | 1 168 |
| KENT. | 113 141 | 54 082 | 21 775 | 31 835 | 472 | 13 759 | 38 292 | 2 031 |
| KEWEENAW. | 1 918 | 1 918 | 1 302 | 306 | 310 | 451 | 989 | 478 |
| LAKE. | 5 434 | 5 434 | 2 19 | 4 902 | 313 | 5 | 3 416 | 2 013 |
| LAPEER. | 12 872 | 12 872 | 3 715 | 8 745 | 412 | 3 341 | 7 795 | 1 736 |
| LEELANAU. | 5 686 | 5 686 | 671 | 4 372 | 643 | 70 | 4 376 | 1 231 |
| LENAWEE. | 25 621 | 25 621 | 12 309 | 12 553 | 359 | 11 228 | 12 342 | 1 344 |
| LIVINGSTON. | 15 946 | 15 946 | 3 321 | 12 327 | 298 | 2 533 | 12 069 | 1 019 |
| LUCE. | 2 893 | 2 893 | 1 143 | 1 351 | 399 | 914 | 3 154 | 1 790 |
| MACKINAC. | 6 168 | 6 168 | 1 761 | 3 160 | 1 247 | 1 194 | 3 154 | 1 790 |
| MACOMB. | 113 362 | 113 331 | 95 624 | 17 155 | 552 | 84 652 | 26 694 | 1 985 |
| MANISTEE. | 8 642 | 8 642 | 3 514 | 4 703 | 425 | 2 899 | 4 141 | 1 602 |
| MARQUETTE. | 18 219 | 18 219 | 12 761 | 4 752 | 706 | 5 785 | 5 869 | 1 565 |
| MASON. | 9 515 | 9 515 | 3 934 | 5 244 | 337 | 3 813 | 4 381 | 1 321 |
| MECOSTA. | 8 058 | 8 058 | 2 085 | 5 693 | 280 | 2 275 | 3 828 | 1 955 |
| MENOMINEE. | 8 391 | 8 391 | 4 011 | 4 086 | 294 | 3 905 | 3 085 | 1 401 |
| MIDLAND. | 15 290 | 15 290 | 8 189 | 6 634 | 467 | 6 758 | 6 831 | 1 701 |
| MISSAUKEE. | 3 080 | 3 080 | 484 | 2 465 | 131 | ... | 2 227 | 853 |
| MONROE. | 31 159 | 31 159 | 10 406 | 19 974 | 779 | 8 721 | 19 388 | 3 050 |
| MONTCALM. | 14 378 | 14 378 | 4 390 | 9 456 | 532 | 2 870 | 8 662 | 2 846 |
| MONTMORENCY. | 4 544 | 4 544 | 115 | 4 072 | 357 | 93 | 2 709 | 1 742 |
| MUSKEGON. | 46 447 | 46 430 | 27 937 | 17 949 | 544 | 25 385 | 19 481 | 1 564 |
| NEWAYGO. | 10 773 | 10 773 | 2 034 | 8 325 | 414 | 1 680 | 6 318 | 2 775 |
| OAKLAND. | 204 632 | 179 875 | 118 631 | 59 933 | 1 311 | 101 856 | 75 525 | 2 494 |
| OCEANA. | 7 585 | 7 585 | 2 315 | 4 625 | 645 | 1 094 | 4 920 | 1 571 |
| OSHEWAN. | 5 794 | 5 794 | 631 | 4 673 | 490 | 802 | 2 791 | 2 201 |
| ONTONAGON. | 4 150 | 4 150 | 1 576 | 1 962 | 612 | 1 099 | 1 846 | 1 205 |
| OSCEOLA. | 5 413 | 5 413 | 1 677 | 3 257 | 479 | 1 272 | 2 756 | 1 385 |
| OSCODA. | 2 691 | 2 691 | ... | 2 211 | 480 | ... | 1 614 | 1 077 |
| OTSEGO. | 4 210 | 4 210 | 872 | 2 925 | 413 | 752 | 2 519 | 939 |
| OTTAWA. | 30 766 | 30 766 | 11 930 | 18 346 | 490 | 11 198 | 18 470 | 1 098 |
| PRESQUE ISLE. | 5 411 | 5 411 | 1 729 | 3 271 | 411 | 1 258 | 2 966 | 1 187 |
| ROSCOMMON. | 8 059 | 8 059 | 275 | 7 507 | 277 | 6 609 | 6 609 | 1 226 |
| SAGINAW. | 55 905 | 25 981 | 12 055 | 13 037 | 889 | 5 404 | 17 563 | 3 014 |
| ST CLAIR. | 37 877 | 37 877 | 24 413 | 11 898 | 1 566 | 18 290 | 16 601 | 2 986 |
| ST JOSEPH. | 15 766 | 15 766 | 7 674 | 7 899 | 193 | 5 694 | 8 885 | 1 187 |
| SANILAC. | 13 721 | 13 721 | 3 801 | 9 690 | 230 | 2 419 | 9 239 | 2 063 |
| SCHOOLCRAFT. | 3 632 | 3 632 | 1 533 | 1 675 | 424 | 1 334 | 1 248 | 1 050 |
| SHIAWASSEE. | 16 805 | 16 805 | 8 641 | 7 973 | 191 | 7 566 | 7 875 | 1 364 |
| TUSCOLA. | 13 701 | 13 701 | 4 224 | 9 044 | 433 | 3 628 | 7 954 | 2 119 |
| VAN BUREN. | 22 349 | 22 349 | 7 682 | 13 694 | 973 | 5 796 | 12 492 | 4 061 |
| WASHTENAW. | 51 408 | 30 633 | 16 783 | 13 605 | 245 | 15 637 | 13 754 | 1 242 |
| WAYNE. | 835 249 | 246 375 | 229 687 | 15 656 | 1 032 | 213 105 | 31 098 | 2 172 |
| WEXFORD. | 7 211 | 7 211 | 3 272 | 3 669 | 270 | 2 791 | 3 177 | 1 243 |

¹ EXCLUDES UNITS IN PLACES OF 50,000 INHABITANTS OR MORE! SEE TEXT.

Table 36.—CHARACTERISTICS OF HOUSING UNITS WITH NONWHITE HOUSEHOLD HEADS, FOR SMSA'S AND PLACES WITH 100 TO 400 SUCH UNITS: 1960

Tenure
Condition and
Plumbing

Rooms
Persons
Persons per Room

[Data shown for places of 2,500 inhabitants or more. "U" denotes an unincorporated place]

| SUBJECT | BAY CITY SMSA | PLACES | | | | | | |
|--|------------------|----------|----------|--------------|--------|-------|-----------|-------------|
| | | BAY CITY | DOWAGIAC | EAST LANSING | MONROE | NILES | ROSEVILLE | SOUTH HAVEN |
| ALL OCCUPIED UNITS | 184 | 159 | 218 | 133 | 242 | 216 | 175 | 130 |
| TENURE | | | | | | | | |
| OWNER OCCUPIED | 100 | 78 | 149 | 11 | 103 | 127 | 123 | 65 |
| RENTER OCCUPIED | 84 | 81 | 69 | 122 | 139 | 89 | 52 | 65 |
| CONDITION AND PLUMBING | | | | | | | | |
| SOUND | 124 | 106 | 109 | 124 | 126 | 95 | 118 | 39 |
| WITH ALL PLUMBING FACILITIES | 99 | 91 | 80 | 116 | 95 | 92 | 115 | 33 |
| LACKING SOME OR ALL FACILITIES | 25 | 15 | 29 | 8 | 31 | 3 | 3 | 6 |
| DETERIORATING | 35 | 32 | 59 | 3 | 95 | 52 | 45 | 48 |
| WITH ALL PLUMBING FACILITIES | 29 | 27 | 25 | .. | 40 | 46 | 37 | 34 |
| LACKING SOME OR ALL FACILITIES | 6 | 5 | 34 | 3 | 55 | 6 | 8 | 14 |
| DILAPIDATED | 25 | 21 | 50 | 6 | 21 | 69 | 12 | 43 |
| ROOMS | | | | | | | | |
| 1 ROOM | 8 | 4 | 1 | 5 | 1 | 19 | 4 | 4 |
| 2 ROOMS | 11 | 10 | 9 | 19 | 11 | 8 | 2 | 12 |
| 3 ROOMS | 24 | 23 | 35 | 48 | 37 | 19 | 11 | 21 |
| 4 ROOMS | 24 | 19 | 37 | 45 | 65 | 41 | 47 | 27 |
| 5 ROOMS | 45 | 35 | 31 | 5 | 71 | 67 | 62 | 25 |
| 6 ROOMS | 31 | 28 | 56 | 8 | 36 | 30 | 26 | 24 |
| 7 ROOMS | 22 | 21 | 25 | 3 | 10 | 16 | 16 | 12 |
| 8 ROOMS OR MORE | 19 | 19 | 24 | .. | 11 | 16 | 7 | 5 |
| MEDIAN | 5.1 | 5.2 | 5.4 | 3.4 | 4.6 | 4.8 | 4.9 | 4.5 |
| PERSONS | | | | | | | | |
| 1 PERSON | 30 | 26 | 20 | 19 | 32 | 40 | 16 | 11 |
| 2 PERSONS | 42 | 34 | 50 | 42 | 58 | 61 | 40 | 39 |
| 3 PERSONS | 39 | 36 | 30 | 34 | 48 | 28 | 30 | 22 |
| 4 PERSONS | 22 | 17 | 28 | 22 | 32 | 30 | 22 | 16 |
| 5 PERSONS | 17 | 13 | 28 | 13 | 26 | 22 | 19 | 8 |
| 6 PERSONS OR MORE | 34 | 33 | 62 | 3 | 46 | 35 | 48 | 34 |
| MEDIAN | 3.0 | 3.0 | 3.8 | 2.7 | 3.1 | 2.8 | 3.6 | 3.2 |
| PERSONS PER ROOM | | | | | | | | |
| 0.50 OR LESS | 70 | 62 | 72 | 21 | 86 | 88 | 57 | 47 |
| 0.51 TO 0.75 | 37 | 34 | 51 | 54 | 48 | 33 | 35 | 17 |
| 0.76 TO 1.00 | 36 | 26 | 34 | 43 | 52 | 57 | 35 | 26 |
| 1.01 TO 1.50 | 28 | 26 | 34 | 12 | 35 | 26 | 34 | 23 |
| 1.51 OR MORE | 13 | 11 | 27 | 3 | 21 | 12 | 14 | 17 |

Table 37.—CHARACTERISTICS OF HOUSING UNITS WITH NONWHITE HOUSEHOLD HEADS, FOR SMSA'S AND PLACES WITH 400 TO 2,000 SUCH UNITS: 1960

[Data shown for places of 2,500 inhabitants or more. Some data based on sample; see text. "U" denotes an unincorporated place]

Tenure
Condition & Plumb.
Water Supply
Toilet Facilities
Bathing Facilities
Rooms
Units in Structure
Year Struct. Built
Persons
Persons per Room
Value
Gross Rent

| SUBJECT | SMSA'S | | PLACES | | | | | | |
|---|---------|-----------|--------|-----------|--------------|---------------|--------------------|--------|-----------|
| | JACKSON | KALAMAZOD | ALBION | ANN ARBOR | BATTLE CREEK | BENTON HARBOR | BENTON HEIGHTS (U) | ECORSE | HAMTRAMCK |
| ALL OCCUPIED UNITS | 1 238 | 1 362 | 590 | 1 241 | 1 757 | 1 224 | 909 | 1 384 | 1 281 |
| TENURE | | | | | | | | | |
| OWNER OCCUPIED | 760 | 739 | 294 | 468 | 1 036 | 535 | 472 | 910 | 445 |
| RENTER OCCUPIED | 478 | 623 | 296 | 773 | 721 | 689 | 437 | 474 | 836 |
| CONDITION AND PLUMBING | | | | | | | | | |
| SOUND | 709 | 716 | 314 | 869 | 1 067 | 557 | 407 | 1 110 | 692 |
| WITH ALL PLUMBING FACILITIES | 606 | 652 | 302 | 740 | 1 010 | 493 | 245 | 1 085 | 665 |
| LACKING SOME OR ALL FACILITIES | 103 | 64 | 12 | 129 | 57 | 64 | 162 | 25 | 27 |
| DETERIORATING | 341 | 379 | 166 | 280 | 476 | 459 | 264 | 235 | 319 |
| WITH ALL PLUMBING FACILITIES | 214 | 271 | 110 | 211 | 385 | 328 | 161 | 218 | 276 |
| LACKING SOME OR ALL FACILITIES | 127 | 108 | 56 | 69 | 91 | 131 | 103 | 17 | 43 |
| DILAPIDATED | 188 | 253 | 110 | 92 | 214 | 208 | 238 | 40 | 274 |
| WATER SUPPLY | | | | | | | | | |
| HOT AND COLD PIPED WATER INSIDE STRUCTURE | 1 031 | 1 245 | 514 | 1 241 | 1 673 | 1 025 | 584 | 1 359 | 1 231 |
| ONLY COLD PIPED WATER INSIDE STRUCTURE | 181 | 91 | 72 | ... | 80 | 195 | 262 | 26 | 54 |
| PIPED WATER OUTSIDE STRUCTURE | 4 | ... | ... | ... | ... | ... | 8 | ... | ... |
| NO PIPED WATER | 22 | 12 | 4 | ... | 4 | 4 | 55 | ... | ... |
| TOILET FACILITIES | | | | | | | | | |
| FLUSH TOILET, EXCLUSIVE USE | 1 074 | 1 252 | 542 | 1 019 | 1 612 | 1 064 | 751 | 1 369 | 1 251 |
| FLUSH TOILET, SHARED | 115 | 64 | 44 | 222 | 128 | 156 | 45 | 16 | 30 |
| OTHER TOILET FACILITIES OR NONE | 49 | 32 | 4 | ... | 17 | 4 | 113 | ... | 4 |
| BATHING FACILITIES | | | | | | | | | |
| BATHTUB OR SHOWER, EXCLUSIVE USE | 961 | 1 187 | 466 | 1 026 | 1 557 | 950 | 695 | 1 352 | 1 216 |
| BATHTUB OR SHOWER, SHARED | 115 | 81 | 32 | 215 | 132 | 139 | 37 | 16 | 29 |
| NO BATHTUB OR SHOWER | 162 | 80 | 92 | ... | 68 | 135 | 177 | 17 | 40 |
| ROOMS | | | | | | | | | |
| 1 ROOM | 8 | 37 | 4 | 198 | 16 | 31 | 12 | 21 | 12 |
| 2 ROOMS | 46 | 63 | 32 | 145 | 67 | 95 | 49 | 41 | 15 |
| 3 ROOMS | 103 | 164 | 63 | 176 | 182 | 196 | 95 | 107 | 118 |
| 4 ROOMS | 114 | 237 | 114 | 187 | 477 | 288 | 298 | 259 | 316 |
| 5 ROOMS | 277 | 249 | 124 | 182 | 428 | 305 | 278 | 563 | 484 |
| 6 ROOMS | 284 | 271 | 103 | 190 | 425 | 152 | 112 | 293 | 259 |
| 7 ROOMS | 219 | 172 | 88 | 104 | 225 | 109 | 20 | 54 | 42 |
| 8 ROOMS OR MORE | 187 | 155 | 62 | 59 | 139 | 48 | 45 | 47 | 39 |
| UNITS IN STRUCTURE | | | | | | | | | |
| 1, INCL. TRAILER | 947 | 960 | 547 | 489 | 1 190 | 684 | 747 | 1 013 | 569 |
| 2 | 188 | 205 | 20 | 199 | 280 | 268 | 107 | 121 | 536 |
| 3 AND 4 | 96 | 144 | 6 | 174 | 250 | 174 | 35 | 150 | 152 |
| 5 OR MORE | 11 | 51 | 17 | 369 | 37 | 98 | 20 | 101 | 39 |
| YEAR STRUCTURE BUILT | | | | | | | | | |
| 1955 TO MARCH 1960 | 12 | 46 | 25 | 115 | 65 | 40 | 47 | 387 | 3 |
| 1950 TO 1954 | 8 | 56 | 128 | 44 | 32 | 93 | 109 | 116 | 9 |
| 1940 TO 1949 | 31 | 90 | 44 | 79 | 79 | 145 | 294 | 403 | 145 |
| 1939 OR EARLIER | 1 187 | 1 156 | 393 | 1 003 | 1 581 | 946 | 459 | 479 | 1 128 |
| PERSONS | | | | | | | | | |
| 1 PERSON | 171 | 176 | 40 | 297 | 196 | 159 | 61 | 127 | 92 |
| 2 PERSONS | 263 | 275 | 140 | 331 | 444 | 305 | 194 | 275 | 354 |
| 3 PERSONS | 231 | 218 | 66 | 221 | 310 | 226 | 145 | 256 | 227 |
| 4 PERSONS | 182 | 196 | 69 | 167 | 260 | 136 | 88 | 204 | 158 |
| 5 PERSONS | 166 | 128 | 68 | 101 | 166 | 131 | 98 | 206 | 190 |
| 6 PERSONS | 100 | 118 | 52 | 55 | 152 | 86 | 95 | 111 | 134 |
| 7 PERSONS | 46 | 83 | 49 | 22 | 110 | 65 | 65 | 83 | 34 |
| 8 PERSONS OR MORE | 79 | 154 | 106 | 47 | 119 | 116 | 163 | 123 | 96 |
| PERSONS PER ROOM | | | | | | | | | |
| 0.50 OR LESS | 576 | 455 | 172 | 401 | 691 | 406 | 213 | 445 | 422 |
| 0.51 TO 0.75 | 217 | 244 | 92 | 243 | 348 | 211 | 178 | 230 | 248 |
| 0.76 TO 1.00 | 248 | 343 | 138 | 377 | 412 | 300 | 172 | 368 | 337 |
| 1.01 TO 1.50 | 150 | 214 | 128 | 119 | 222 | 172 | 149 | 237 | 212 |
| 1.51 OR MORE | 47 | 92 | 60 | 101 | 84 | 135 | 197 | 105 | 66 |
| VALUE | | | | | | | | | |
| OWNER OCCUPIED | | | | | | | | | |
| LESS THAN \$5,000 | 655 | 654 | 274 | 377 | 897 | 459 | 402 | 867 | 307 |
| \$5,000 TO \$9,900 | 130 | 74 | 68 | ... | 50 | 25 | 82 | 26 | 48 |
| \$10,000 TO \$14,900 | 433 | 406 | 154 | 58 | 624 | 259 | 257 | 187 | 212 |
| \$15,000 TO \$19,900 | 70 | 147 | 40 | 202 | 180 | 161 | 56 | 552 | 36 |
| \$20,000 TO \$24,900 | 18 | 12 | 8 | 87 | 28 | 14 | 7 | 58 | 7 |
| \$25,000 OR MORE | ... | 3 | ... | 30 | 15 | ... | ... | 28 | ... |
| RENTER OCCUPIED | | | | | | | | | |
| LESS THAN \$20 | 500 | 602 | 296 | 805 | 721 | 689 | 437 | 475 | 809 |
| \$20 TO \$29 | ... | 4 | ... | 4 | ... | 4 | ... | 4 | ... |
| \$30 TO \$39 | ... | 4 | 8 | 9 | ... | 12 | ... | 8 | ... |
| \$40 TO \$49 | 10 | 11 | 20 | 64 | 20 | 48 | 13 | 16 | 60 |
| \$50 TO \$59 | 22 | 44 | 24 | 44 | 72 | 113 | 57 | 52 | 126 |
| \$60 TO \$69 | 40 | 53 | 44 | 36 | 80 | 115 | 111 | 28 | 116 |
| \$70 TO \$79 | 220 | 210 | 116 | 127 | 274 | 251 | 122 | 175 | 373 |
| \$80 TO \$89 | 128 | 191 | 54 | 248 | 172 | 94 | 64 | 113 | 112 |
| \$90 OR MORE | 40 | 64 | 21 | 255 | 89 | 44 | 38 | 59 | 5 |
| NO CASH RENT | 40 | 21 | 9 | 18 | 14 | 8 | 32 | 20 | 9 |

Table 37.—CHARACTERISTICS OF HOUSING UNITS WITH NONWHITE HOUSEHOLD HEADS, FOR SMSA'S AND PLACES WITH 400 TO 2,000 SUCH UNITS: 1960—Con.

[Data shown for places of 2,500 inhabitants or more. Some data based on sample; see text. "U" denotes an unincorporated place]

Tenure
Condition & Plumb.
Water Supply
Toilet Facilities
Bathing Facilities
Rooms
Units in Structure
Year Struct. Built
Persons
Persons per Room
Value
Gross Rent

| SUBJECT | PLACES--CON. | | | | | | | | |
|---|--------------|-----------|---------|---------------|----------|------------------|------------|-------------|-----------|
| | JACKSON | KALAMAZOO | LANSING | MOUNT CLEMENS | MUSKEGON | MUSKEGON HEIGHTS | PORT HURON | RIVER ROUGE | YPSILANTI |
| ALL OCCUPIED UNITS | 1 187 | 1 232 | 1 780 | 547 | 981 | 1 656 | 438 | 1 436 | 1 192 |
| TENURE | | | | | | | | | |
| OWNER OCCUPIED | 719 | 642 | 1 031 | 288 | 378 | 1 067 | 301 | 702 | 592 |
| RENTER OCCUPIED | 468 | 590 | 749 | 259 | 603 | 589 | 137 | 734 | 600 |
| CONDITION AND PLUMBING | | | | | | | | | |
| SOUND | 692 | 629 | 1 422 | 257 | 520 | 1 334 | 260 | 843 | 759 |
| WITH ALL PLUMBING FACILITIES | 594 | 569 | 1 307 | 246 | 429 | 1 238 | 202 | 819 | 697 |
| LACKING SOME OR ALL FACILITIES | 98 | 60 | 115 | 11 | 91 | 96 | 58 | 24 | 62 |
| DETERIORATING | 324 | 344 | 312 | 175 | 296 | 308 | 129 | 450 | 280 |
| WITH ALL PLUMBING FACILITIES | 205 | 256 | 262 | 133 | 225 | 198 | 56 | 424 | 205 |
| LACKING SOME OR ALL FACILITIES | 119 | 88 | 50 | 42 | 71 | 110 | 73 | 26 | 75 |
| DILAPIDATED | 180 | 253 | 71 | 109 | 162 | 16 | 49 | 148 | 153 |
| WATER SUPPLY | | | | | | | | | |
| HOT AND COLD PIPED WATER INSIDE STRUCTURE | 1 010 | 1 138 | 1 783 | 474 | 902 | 1 526 | 297 | 1 418 | 1 123 |
| ONLY COLD PIPED WATER INSIDE STRUCTURE | 168 | 84 | 22 | 63 | 76 | 132 | 136 | 23 | 65 |
| PIPED WATER OUTSIDE STRUCTURE | ... | ... | ... | ... | ... | ... | ... | ... | ... |
| NO PIPED WATER | 18 | 4 | ... | 4 | ... | ... | 5 | ... | 4 |
| TOILET FACILITIES | | | | | | | | | |
| FLUSH TOILET, EXCLUSIVE USE | 1 049 | 1 154 | 1 650 | 502 | 797 | 1 600 | 372 | 1 421 | 1 057 |
| FLUSH TOILET, SHARED | 115 | 60 | 150 | 32 | 173 | 54 | 16 | 20 | 124 |
| OTHER TOILET FACILITIES OR NONE | 32 | 12 | 5 | 7 | 8 | 4 | 50 | ... | 11 |
| BATHING FACILITIES | | | | | | | | | |
| BATHTUB OR SHOWER, EXCLUSIVE USE | 940 | 1 089 | 1 637 | 478 | 749 | 1 502 | 341 | 1 385 | 1 006 |
| BATHTUB OR SHOWER, SHARED | 115 | 77 | 155 | 36 | 178 | 52 | 12 | 28 | 126 |
| NO BATHTUB OR SHOWER | 141 | 60 | 13 | 27 | 51 | 104 | 85 | 28 | 60 |
| ROOMS | | | | | | | | | |
| 1 ROOM | 8 | 28 | 20 | ... | 30 | 8 | 8 | 12 | 25 |
| 2 ROOMS | 41 | 55 | 61 | 9 | 98 | 33 | 13 | 18 | 76 |
| 3 ROOMS | 90 | 164 | 226 | 49 | 165 | 183 | 33 | 120 | 186 |
| 4 ROOMS | 114 | 214 | 261 | 118 | 156 | 454 | 61 | 348 | 269 |
| 5 ROOMS | 266 | 210 | 391 | 138 | 246 | 451 | 129 | 485 | 324 |
| 6 ROOMS | 280 | 244 | 431 | 144 | 130 | 292 | 93 | 271 | 147 |
| 7 ROOMS | 214 | 172 | 271 | 42 | 68 | 150 | 58 | 105 | 83 |
| 8 ROOMS OR MORE | 183 | 139 | 144 | 41 | 85 | 87 | 43 | 82 | 82 |
| UNITS IN STRUCTURE | | | | | | | | | |
| 1, INCL. TRAILER | 910 | 849 | 1 242 | 401 | 696 | 1 437 | 363 | 809 | 882 |
| 2 | 188 | 190 | 371 | 101 | 116 | 105 | 40 | 322 | 135 |
| 3 AND 4 | 96 | 140 | 192 | 35 | 84 | 100 | 25 | 160 | 101 |
| 5 OR MORE | 11 | 46 | 31 | ... | 70 | 15 | 10 | 150 | 70 |
| YEAR STRUCTURE BUILT | | | | | | | | | |
| 1955 TO MARCH 1960 | 7 | 26 | 57 | 79 | 4 | 55 | ... | 92 | 91 |
| 1950 TO 1954 | 4 | 40 | 50 | 16 | ... | 103 | ... | 114 | 158 |
| 1940 TO 1949 | 31 | 79 | 108 | 51 | 17 | 476 | 18 | 506 | 339 |
| 1939 OR EARLIER | 1 154 | 1 081 | 1 590 | 395 | 957 | 1 024 | 400 | 729 | 604 |
| PERSONS | | | | | | | | | |
| 1 PERSON | 161 | 164 | 181 | 21 | 209 | 125 | 94 | 150 | 148 |
| 2 PERSONS | 243 | 251 | 395 | 120 | 224 | 355 | 144 | 368 | 294 |
| 3 PERSONS | 227 | 184 | 330 | 102 | 98 | 252 | 61 | 214 | 203 |
| 4 PERSONS | 178 | 188 | 304 | 66 | 121 | 196 | 50 | 165 | 157 |
| 5 PERSONS | 162 | 112 | 235 | 60 | 91 | 275 | 24 | 178 | 134 |
| 6 PERSONS | 100 | 110 | 118 | 45 | 71 | 133 | 30 | 122 | 69 |
| 7 PERSONS | 46 | 75 | 99 | 39 | 44 | 101 | 26 | 89 | 73 |
| 8 PERSONS OR MORE | 79 | 142 | 143 | 88 | 120 | 221 | 9 | 155 | 114 |
| PERSONS PER ROOM | | | | | | | | | |
| 0.50 OR LESS | 550 | 421 | 668 | 158 | 374 | 479 | 246 | 548 | 396 |
| 0.51 TO 0.75 | 209 | 209 | 373 | 96 | 163 | 311 | 83 | 233 | 243 |
| 0.76 TO 1.00 | 240 | 307 | 426 | 115 | 194 | 382 | 58 | 306 | 238 |
| 1.01 TO 1.50 | 150 | 206 | 232 | 121 | 106 | 274 | 26 | 201 | 205 |
| 1.51 OR MORE | 47 | 83 | 106 | 51 | 141 | 212 | 25 | 153 | 110 |
| VALUE | | | | | | | | | |
| OWNER OCCUPIED | 634 | 570 | 930 | 258 | 302 | 1 049 | 285 | 649 | 560 |
| LESS THAN \$5,000 | 126 | 70 | 55 | 50 | 35 | 166 | 116 | 48 | 64 |
| \$5,000 TO \$9,900 | 416 | 363 | 413 | 143 | 146 | 737 | 153 | 215 | 206 |
| \$10,000 TO \$14,900 | 70 | 118 | 377 | 61 | 101 | 110 | 12 | 308 | 227 |
| \$15,000 TO \$19,900 | 18 | 12 | 60 | 4 | 16 | 28 | ... | 66 | 54 |
| \$20,000 TO \$24,900 | ... | 3 | 20 | ... | ... | 8 | 4 | 8 | 9 |
| \$25,000 OR MORE | 4 | 4 | 5 | ... | 4 | ... | ... | 4 | ... |
| GROSS RENT | | | | | | | | | |
| RENTER OCCUPIED | 479 | 583 | 751 | 253 | 600 | 582 | 137 | 731 | 598 |
| LESS THAN \$20 | ... | ... | ... | ... | ... | ... | ... | ... | ... |
| \$20 TO \$29 | ... | 4 | ... | ... | ... | ... | ... | ... | ... |
| \$30 TO \$39 | 10 | 11 | ... | ... | 4 | 9 | 4 | 8 | ... |
| \$40 TO \$49 | 22 | 44 | 8 | 12 | 27 | 21 | 31 | 13 | ... |
| \$50 TO \$59 | 40 | 50 | 16 | 17 | 83 | 113 | 20 | 42 | ... |
| \$60 TO \$79 | 217 | 203 | 237 | 55 | 71 | 157 | 20 | 111 | ... |
| \$80 TO \$99 | 128 | 191 | 266 | 71 | 270 | 179 | 46 | 301 | ... |
| \$100 OR MORE | 40 | 64 | 174 | 37 | 103 | 80 | 4 | 186 | ... |
| NO CASH RENT | 22 | 16 | 8 | 4 | 28 | 19 | 8 | 58 | ... |

Table 38.—CHARACTERISTICS OF HOUSING UNITS WITH NONWHITE HOUSEHOLD HEADS, FOR SMSA'S AND PLACES WITH 2,000 OR MORE SUCH UNITS: 1960

[Some data based on sample; see text. "U" denotes an unincorporated place]

Tenure
Condition & Plumb.
Water Supply
Toilet Facilities
Bathing Facilities
Rooms

Units in Structure
Trailer
Year Structure
Built
Persons
Persons per Room

| SUBJECT | SMSA'S | | | | | | |
|---|-----------|---------|-------|--------------|---------|----------------------------------|---------|
| | ANN ARBOR | DETROIT | FLINT | GRAND RAPIDS | LANSING | MUSKOGON- MUSKOGON HEIGHTS | SAGINAW |
| ALL OCCUPIED UNITS | 2 997 | 147 750 | 8 889 | 3 839 | 2 061 | 2 990 | 4 288 |
| TENURE | | | | | | | |
| OWNER OCCUPIED | 1 421 | 60 618 | 4 904 | 1 835 | 1 146 | 1 683 | 2 006 |
| RENTER OCCUPIED | 1 576 | 87 132 | 3 985 | 2 004 | 915 | 1 307 | 2 282 |
| CONDITION AND PLUMBING | | | | | | | |
| OWNER OCCUPIED | 1 367 | 60 641 | 4 911 | 1 820 | 1 146 | 1 709 | 2 010 |
| SOUND | 1 034 | 49 811 | 3 710 | 1 269 | 997 | 1 282 | 1 339 |
| WITH ALL PLUMBING FACILITIES | 992 | 49 447 | 3 628 | 1 251 | 981 | 1 171 | 1 223 |
| LACKING SOME OR ALL FACILITIES | 42 | 364 | 82 | 18 | 16 | 111 | 116 |
| DETERIORATING | 226 | 8 809 | 988 | 435 | 112 | 341 | 519 |
| WITH ALL PLUMBING FACILITIES | 195 | 8 419 | 905 | 417 | 87 | 239 | 405 |
| LACKING SOME OR ALL FACILITIES | 31 | 390 | 83 | 18 | 25 | 102 | 114 |
| DILAPIDATED | 107 | 2 021 | 213 | 116 | 37 | 86 | 152 |
| RENTER OCCUPIED | 1 600 | 86 957 | 3 963 | 2 000 | 905 | 1 273 | 2 298 |
| SOUND | 905 | 58 442 | 2 002 | 1 153 | 617 | 729 | 979 |
| WITH ALL PLUMBING FACILITIES | 748 | 55 600 | 1 684 | 1 048 | 511 | 601 | 866 |
| LACKING SOME OR ALL FACILITIES | 157 | 2 842 | 318 | 105 | 106 | 128 | 113 |
| DETERIORATING | 387 | 21 241 | 1 530 | 635 | 227 | 346 | 917 |
| WITH ALL PLUMBING FACILITIES | 259 | 18 953 | 1 107 | 558 | 186 | 219 | 691 |
| LACKING SOME OR ALL FACILITIES | 128 | 2 288 | 423 | 77 | 41 | 127 | 226 |
| DILAPIDATED | 308 | 7 274 | 431 | 212 | 61 | 198 | 402 |
| WATER SUPPLY | | | | | | | |
| HOT AND COLD PIPED WATER INSIDE STRUCTURE | 2 835 | 145 651 | 8 611 | 3 783 | 1 998 | 2 609 | 3 791 |
| ONLY COLD PIPED WATER INSIDE STRUCTURE | 110 | 1 576 | 243 | 33 | 53 | 321 | 382 |
| PIPED WATER OUTSIDE STRUCTURE | 9 | 40 | *** | *** | *** | *** | 7 |
| NO PIPED WATER | 13 | 331 | 20 | 4 | *** | 52 | 128 |
| TOILET FACILITIES | | | | | | | |
| FLUSH TOILET, EXCLUSIVE USE | 2 580 | 142 233 | 8 144 | 3 622 | 1 885 | 2 636 | 3 771 |
| FLUSH TOILET, SHARED | 349 | 4 844 | 689 | 190 | 157 | 227 | 311 |
| OTHER TOILET FACILITIES OR NONE | 38 | 521 | 41 | 8 | 9 | 119 | 226 |
| BATHING FACILITIES | | | | | | | |
| BATHTUB OR SHOWER, EXCLUSIVE USE | 2 528 | 141 633 | 7 929 | 3 582 | 1 855 | 2 470 | 3 675 |
| BATHTUB OR SHOWER, SHARED | 344 | 5 082 | 747 | 209 | 159 | 233 | 316 |
| NO BATHTUB OR SHOWER | 95 | 883 | 198 | 29 | 37 | 279 | 317 |
| ROOMS | | | | | | | |
| 1 ROOM | 232 | 3 698 | 182 | 46 | 20 | 47 | 70 |
| 2 ROOMS | 228 | 6 299 | 340 | 122 | 92 | 164 | 200 |
| 3 ROOMS | 407 | 16 386 | 1 015 | 413 | 281 | 381 | 581 |
| 4 ROOMS | 542 | 20 980 | 1 826 | 460 | 336 | 719 | 844 |
| 5 ROOMS | 759 | 39 508 | 2 433 | 927 | 424 | 765 | 897 |
| 6 ROOMS | 420 | 35 690 | 1 616 | 844 | 462 | 498 | 765 |
| 7 ROOMS | 211 | 13 040 | 834 | 546 | 280 | 222 | 512 |
| 8 ROOMS OR MORE | 168 | 11 997 | 628 | 462 | 156 | 186 | 439 |
| MEDIAN | 4.6 | 5.2 | 4.9 | 5.4 | 5.2 | 4.7 | 5.0 |
| UNITS IN STRUCTURE | | | | | | | |
| 1, DETACHED | 1 636 | 57 735 | 5 434 | 1 589 | 1 338 | 2 265 | 2 534 |
| 1, ATTACHED | 256 | 12 971 | 512 | 157 | 45 | 210 | 328 |
| 2, | 343 | 35 589 | 1 558 | 1 398 | 386 | 229 | 781 |
| 3 AND 4, | 284 | 12 583 | 875 | 515 | 211 | 190 | 399 |
| 5 TO 9, | 336 | 7 779 | 345 | 111 | 58 | 64 | 210 |
| 10 OR MORE | 103 | 20 915 | 123 | 46 | 52 | 21 | 52 |
| TRAILER | *** | 41 | 4 | 4 | *** | *** | 8 |
| YEAR STRUCTURE BUILT | | | | | | | |
| ALL UNITS | 2 967 | 147 598 | 8 874 | 3 820 | 2 051 | 2 982 | 4 308 |
| 1959 TO MARCH 1960 | 112 | 768 | 181 | 3 | 24 | 8 | 14 |
| 1955 TO 1958 | 349 | 4 022 | 561 | 36 | 95 | 74 | 277 |
| 1950 TO 1954 | 222 | 6 002 | 407 | 23 | 76 | 164 | 162 |
| 1940 TO 1949 | 573 | 9 664 | 658 | 51 | 147 | 642 | 348 |
| 1930 TO 1939 | 268 | 20 390 | 1 734 | 279 | 282 | 569 | 593 |
| 1929 OR EARLIER | 1 443 | 106 752 | 5 333 | 3 428 | 1 427 | 1 525 | 2 917 |
| OWNER OCCUPIED | 1 367 | 60 641 | 4 911 | 1 820 | 1 146 | 1 709 | 2 010 |
| 1955 TO MARCH 1960 | 361 | 2 804 | 634 | 36 | 59 | 69 | 75 |
| 1950 TO 1954 | 158 | 3 121 | 318 | 12 | 58 | 146 | 118 |
| 1940 TO 1949 | 182 | 5 522 | 413 | 28 | 69 | 325 | 220 |
| 1939 OR EARLIER | 666 | 49 194 | 3 546 | 1 744 | 960 | 1 169 | 1 597 |
| PERSONS | | | | | | | |
| 1 PERSON | 482 | 17 966 | 969 | 481 | 216 | 380 | 396 |
| 2 PERSONS | 724 | 36 076 | 1 811 | 859 | 447 | 667 | 900 |
| 3 PERSONS | 517 | 26 790 | 1 577 | 712 | 403 | 383 | 594 |
| 4 PERSONS | 388 | 20 955 | 1 399 | 506 | 332 | 358 | 507 |
| 5 PERSONS | 281 | 16 329 | 1 027 | 339 | 270 | 404 | 528 |
| 6 PERSONS | 167 | 11 552 | 799 | 319 | 129 | 233 | 484 |
| 7 PERSONS | 158 | 7 112 | 486 | 228 | 107 | 176 | 290 |
| 8 PERSONS OR MORE | 250 | 10 818 | 806 | 376 | 147 | 381 | 609 |
| MEDIAN | 3.0 | 3.2 | 3.6 | 3.3 | 3.4 | 3.7 | 4.0 |
| PERSONS PER ROOM | | | | | | | |
| 0.50 OR LESS | 930 | 55 051 | 2 867 | 1 525 | 735 | 964 | 1 231 |
| 0.51 TO 0.75 | 595 | 31 247 | 1 864 | 726 | 448 | 513 | 837 |
| 0.76 TO 1.00 | 697 | 35 478 | 2 058 | 889 | 490 | 657 | 940 |
| 1.01 TO 1.50 | 439 | 18 597 | 1 318 | 503 | 268 | 445 | 789 |
| 1.51 OR MORE | 306 | 7 225 | 767 | 177 | 110 | 403 | 511 |

Table 38.—CHARACTERISTICS OF HOUSING UNITS WITH NONWHITE HOUSEHOLD HEADS, FOR SMSA'S AND PLACES WITH 2,000 OR MORE SUCH UNITS: 1960—Con.
[Some data based on sample; see text. "U" denotes an unincorporated place]

Tenure
Condition & Plumb.
Water Supply
Toilet Facilities
Bathing Facilities
Rooms

Units in Structure
Trailer
Year Structure
Built
Persons
Persons per Room

| SUBJECT | PLACES | | | | | | |
|---|---------|-------|--------------|---------------|---------|---------|---------|
| | DETROIT | FLINT | GRAND RAPIDS | HIGHLAND PARK | INKSTER | PONTIAC | SAGINAW |
| ALL OCCUPIED UNITS | 124 759 | 8 439 | 3 722 | 2 050 | 3 065 | 3 339 | 3 803 |
| TENURE | | | | | | | |
| OWNER OCCUPIED | 50 481 | 4 546 | 1 742 | 963 | 2 083 | 1 907 | 1 650 |
| RENTER OCCUPIED | 74 278 | 3 893 | 1 980 | 1 087 | 982 | 1 432 | 2 153 |
| CONDITION AND PLUMBING | | | | | | | |
| OWNER OCCUPIED | 50 518 | 4 561 | 1 716 | 950 | 2 079 | 1 898 | 1 648 |
| SOUND | 41 969 | 3 404 | 1 185 | 735 | 1 965 | 1 540 | 1 088 |
| WITH ALL PLUMBING FACILITIES | 41 808 | 3 325 | 1 171 | 715 | 1 957 | 1 519 | 1 034 |
| LACKING SOME OR ALL FACILITIES | 161 | 79 | 14 | 20 | 8 | 21 | 54 |
| DETERIORATING | 7 098 | 956 | 419 | 198 | 102 | 284 | 444 |
| WITH ALL PLUMBING FACILITIES | 6 966 | 882 | 405 | 198 | 98 | 264 | 385 |
| LACKING SOME OR ALL FACILITIES | 132 | 74 | 14 | ... | 4 | 20 | 59 |
| DILAPIDATED | 1 451 | 201 | 112 | 17 | 12 | 74 | 116 |
| RENTER OCCUPIED | 74 125 | 3 870 | 1 982 | 1 115 | 986 | 1 420 | 2 164 |
| SOUND | 54 263 | 1 944 | 1 139 | 783 | 811 | 837 | 931 |
| WITH ALL PLUMBING FACILITIES | 51 752 | 1 633 | 1 034 | 740 | 798 | 699 | 843 |
| LACKING SOME OR ALL FACILITIES | 2 511 | 311 | 105 | 43 | 13 | 138 | 88 |
| DETERIORATING | 19 028 | 1 499 | 631 | 262 | 127 | 445 | 870 |
| WITH ALL PLUMBING FACILITIES | 17 121 | 1 087 | 558 | 222 | 111 | 369 | 679 |
| LACKING SOME OR ALL FACILITIES | 1 907 | 412 | 73 | 40 | 16 | 76 | 191 |
| DILAPIDATED | 5 834 | 427 | 212 | 70 | 48 | 138 | 363 |
| WATER SUPPLY | | | | | | | |
| HOT AND COLD PIPED WATER INSIDE STRUCTURE | 128 728 | 8 198 | 3 673 | 2 053 | 3 057 | 3 181 | 3 532 |
| ONLY COLD PIPED WATER INSIDE STRUCTURE | 903 | 225 | 25 | 12 | 4 | 125 | 260 |
| PIPED WATER OUTSIDE STRUCTURE | 4 | ... | ... | ... | ... | ... | ... |
| NO PIPED WATER | 8 | 8 | ... | ... | 4 | 12 | 20 |
| TOILET FACILITIES | | | | | | | |
| FLUSH TOILET, EXCLUSIVE USE | 125 247 | 7 725 | 3 508 | 1 969 | 3 024 | 3 141 | 3 454 |
| FLUSH TOILET, SHARED | 4 369 | 685 | 190 | 92 | 37 | 161 | 307 |
| OTHER TOILET FACILITIES OR NONE | 27 | 21 | ... | 4 | 4 | 16 | 51 |
| BATHING FACILITIES | | | | | | | |
| BATHTUB OR SHOWER, EXCLUSIVE USE | 124 968 | 7 521 | 3 468 | 1 966 | 3 024 | 3 021 | 3 372 |
| BATHTUB OR SHOWER, SHARED | 4 571 | 743 | 209 | 95 | 37 | 186 | 312 |
| NO BATHTUB OR SHOWER | 104 | 167 | 21 | 4 | 4 | 111 | 128 |
| ROOMS | | | | | | | |
| 1 ROOM | 3 469 | 179 | 46 | 12 | 15 | 63 | 70 |
| 2 ROOMS | 5 863 | 336 | 118 | 59 | 51 | 116 | 184 |
| 3 ROOMS | 15 063 | 995 | 400 | 118 | 145 | 338 | 534 |
| 4 ROOMS | 16 793 | 1 708 | 444 | 212 | 910 | 673 | 696 |
| 5 ROOMS | 33 796 | 2 237 | 899 | 636 | 1 053 | 927 | 780 |
| 6 ROOMS | 32 065 | 1 537 | 819 | 559 | 598 | 685 | 659 |
| 7 ROOMS | 11 704 | 811 | 522 | 243 | 184 | 309 | 473 |
| 8 ROOMS OR MORE | 10 890 | 628 | 450 | 226 | 109 | 207 | 416 |
| MEDIAN | 5.2 | 4.9 | 5.4 | 5.5 | 4.9 | 5.0 | 5.0 |
| UNITS IN STRUCTURE | | | | | | | |
| 1: DETACHED | 46 463 | 5 046 | 1 483 | 806 | 2 476 | 2 223 | 2 051 |
| 1: ATTACHED | 11 939 | 512 | 147 | 213 | 30 | 106 | 323 |
| 2 | 33 194 | 1 542 | 1 398 | 573 | 267 | 243 | 776 |
| 3 AND 4 | 10 930 | 875 | 515 | 253 | 250 | 236 | 399 |
| 5 TO 9 | 6 499 | 345 | 111 | 74 | 33 | 492 | 210 |
| 10 OR MORE | 20 608 | 123 | 46 | 134 | 16 | 13 | 52 |
| TRAILER | 15 | ... | ... | ... | ... | 4 | ... |
| YEAR STRUCTURE BUILT | | | | | | | |
| ALL UNITS | | | | | | | |
| 1959 TO MARCH 1960 | 129 643 | 8 431 | 3 698 | 2 065 | 3 065 | 3 318 | 3 812 |
| 1955 TO 1958 | 407 | 163 | 3 | ... | 111 | 25 | 14 |
| 1950 TO 1954 | 2 301 | 386 | 8 | ... | 509 | 209 | 231 |
| 1940 TO 1949 | 3 838 | 328 | 15 | 8 | 538 | 619 | 83 |
| 1930 TO 1939 | 4 999 | 557 | 18 | 15 | 1 087 | 436 | 230 |
| 1929 OR EARLIER | 17 821 | 1 687 | 255 | 156 | 398 | 556 | 447 |
| OWNER OCCUPIED | 100 277 | 5 310 | 3 399 | 1 886 | 422 | 1 473 | 2 807 |
| OWNER OCCUPIED | | | | | | | |
| 1955 TO MARCH 1960 | 50 518 | 4 561 | 1 716 | 950 | 2 079 | 1 898 | 1 648 |
| 1950 TO 1954 | 1 361 | 460 | 8 | ... | 380 | 200 | 41 |
| 1940 TO 1949 | 1 843 | 253 | 4 | ... | 475 | 217 | 43 |
| 1939 OR EARLIER | 3 013 | 340 | ... | ... | 690 | 286 | 127 |
| PERSONS | 44 301 | 3 508 | 1 704 | 947 | 534 | 1 195 | 1 437 |
| PERSONS | | | | | | | |
| 1 PERSON | 16 404 | 946 | 461 | 190 | 180 | 360 | 344 |
| 2 PERSONS | 32 112 | 1 742 | 835 | 474 | 663 | 728 | 829 |
| 3 PERSONS | 23 595 | 1 491 | 688 | 380 | 555 | 593 | 488 |
| 4 PERSONS | 18 433 | 1 328 | 481 | 344 | 451 | 416 | 441 |
| 5 PERSONS | 14 153 | 923 | 322 | 266 | 349 | 353 | 484 |
| 6 PERSONS | 9 921 | 752 | 311 | 150 | 328 | 346 | 437 |
| 7 PERSONS | 5 976 | 459 | 228 | 105 | 229 | 183 | 255 |
| 8 PERSONS OR MORE | 9 049 | 790 | 372 | 156 | 310 | 339 | 534 |
| MEDIAN | 3.2 | 3.5 | 3.3 | 3.5 | 3.8 | 3.5 | 4.1 |
| PERSONS PER ROOM | | | | | | | |
| 0.50 OR LESS | 49 147 | 2 770 | 1 465 | 824 | 923 | 1 042 | 1 073 |
| 0.51 TO 0.75 | 27 768 | 1 760 | 706 | 458 | 579 | 733 | 741 |
| 0.76 TO 1.00 | 31 230 | 1 938 | 860 | 518 | 688 | 771 | 849 |
| 1.01 TO 1.50 | 15 696 | 1 222 | 490 | 196 | 602 | 546 | 715 |
| 1.51 OR MORE | 5 802 | 741 | 177 | 69 | 273 | 226 | 434 |

Table 39.—FINANCIAL CHARACTERISTICS OF HOUSING UNITS WITH NONWHITE HOUSEHOLD HEADS, FOR SMSA'S AND PLACES WITH 2,000 OR MORE SUCH UNITS: 1960

Value
Gross Rent

[Based on sample; see text. "U" denotes an unincorporated place. Minus (-) after number indicates median below that number]

| SUBJECT | SMSA'S | | | | | | |
|------------------------------------|-----------|---------|--------------|---------------|---------|----------------------------------|---------|
| | ANN ARBOR | DETROIT | FLINT | GRAND RAPIDS | LANSING | MUSKEGON- MUSKEGON HEIGHTS | SAGINAW |
| ALL OCCUPIED UNITS | 2 997 | 147 750 | 8 889 | 3 839 | 2 061 | 2 990 | 4 288 |
| VALUE | | | | | | | |
| OWNER OCCUPIED | 1 244 | 49 904 | 4 361 | 1 293 | 1 006 | 1 561 | 1 829 |
| LESS THAN \$5,000 | 64 | 2 381 | 275 | 127 | 59 | 301 | 207 |
| \$5,000 TO \$7,400 | 118 | 7 677 | 945 | 431 | 167 | 528 | 571 |
| \$7,500 TO \$9,900 | 177 | 13 955 | 1 532 | 390 | 290 | 449 | 577 |
| \$10,000 TO \$12,400 | 443 | 13 408 | 946 | 232 | 263 | 193 | 276 |
| \$12,500 TO \$14,900 | 226 | 6 944 | 327 | 55 | 133 | 34 | 130 |
| \$15,000 TO \$17,400 | 112 | 3 109 | 216 | 26 | 58 | 35 | 42 |
| \$17,500 TO \$19,900 | 54 | 1 226 | 65 | 12 | 7 | 9 | 12 |
| \$20,000 TO \$24,900 | 43 | 781 | 27 | 8 | 20 | 8 | 5 |
| \$25,000 TO \$34,900 | 7 | 317 | 24 | 8 | 5 | 4 | 9 |
| \$35,000 OR MORE | ... | 106 | 4 | 4 | 4 | ... | ... |
| MEDIAN DOLLARS | 11 500 | 10 200 | 9 100 | 8 100 | 9 900 | 7 300 | 8 100 |
| GROSS RENT | | | | | | | |
| RENTER OCCUPIED | 1 600 | 86 957 | 3 963 | 2 000 | 905 | 1 273 | 2 298 |
| LESS THAN \$20. | 4 | 117 | ... | 4 | ... | ... | ... |
| \$20 TO \$29 | 9 | 693 | 75 | 23 | 7 | 13 | 13 |
| \$30 TO \$39 | 64 | 2 699 | 106 | 38 | 8 | 60 | 30 |
| \$40 TO \$49 | 91 | 5 495 | 154 | 174 | 24 | 204 | 218 |
| \$50 TO \$59 | 77 | 9 171 | 308 | 252 | 54 | 253 | 178 |
| \$60 TO \$69 | 207 | 14 724 | 490 | 539 | 150 | 260 | 329 |
| \$70 TO \$79 | 216 | 16 529 | 571 | 395 | 141 | 225 | 339 |
| \$80 TO \$99 | 439 | 21 865 | 1 190 | 454 | 304 | 186 | 816 |
| \$100 TO \$119 | 225 | 9 934 | 610 | 67 | 160 | 35 | 217 |
| \$120 TO \$149 | 160 | 3 118 | 280 | 6 | 37 | 12 | 108 |
| \$150 TO \$199 | 60 | 323 | 56 | ... | 12 | ... | 22 |
| \$200 OR MORE | ... | ... | ... | ... | ... | ... | ... |
| NO CASH RENT | 48 | 2 289 | 123 | 48 | 8 | 25 | 28 |
| MEDIAN DOLLARS | 85 | 76 | 83 | 69 | 83 | 64 | 81 |
| | | | | | | | |
| SUBJECT | PLACES | | | | | | |
| | DETROIT | FLINT | GRAND RAPIDS | HIGHLAND PARK | INKSTER | PONTIAC | SAGINAW |
| ALL OCCUPIED UNITS | 129 759 | 8 439 | 3 722 | 2 050 | 3 065 | 3 339 | 3 803 |
| VALUE | | | | | | | |
| OWNER OCCUPIED | 40 562 | 4 043 | 1 213 | 786 | 2 012 | 1 802 | 1 486 |
| LESS THAN \$5,000 | 1 628 | 267 | 123 | 15 | 52 | 150 | 131 |
| \$5,000 TO \$7,400 | 6 083 | 900 | 419 | 158 | 270 | 316 | 444 |
| \$7,500 TO \$9,900 | 11 621 | 1 394 | 370 | 244 | 475 | 631 | 529 |
| \$10,000 TO \$12,400 | 10 929 | 857 | 224 | 227 | 690 | 502 | 235 |
| \$12,500 TO \$14,900 | 5 743 | 305 | 47 | 111 | 359 | 109 | 87 |
| \$15,000 TO \$17,400 | 2 562 | 204 | 14 | 26 | 110 | 62 | 34 |
| \$17,500 TO \$19,900 | 1 025 | 65 | 8 | ... | 28 | 16 | 12 |
| \$20,000 TO \$24,900 | 649 | 27 | 4 | ... | 24 | 4 | 5 |
| \$25,000 TO \$34,900 | 248 | 24 | ... | 5 | 4 | 12 | 9 |
| \$35,000 OR MORE | 74 | ... | 4 | ... | ... | ... | ... |
| MEDIAN DOLLARS | 10 200 | 9 000 | 7 900 | 9 800 | 10 800 | 9 200 | 8 300 |
| GROSS RENT | | | | | | | |
| RENTER OCCUPIED | 79 125 | 3 870 | 1 982 | 1 115 | 986 | 1 420 | 2 164 |
| LESS THAN \$20. | 109 | ... | 4 | ... | ... | 4 | ... |
| \$20 TO \$29 | 621 | 71 | 23 | 11 | 8 | 16 | 13 |
| \$30 TO \$39 | 2 439 | 106 | 38 | 20 | 9 | 111 | 30 |
| \$40 TO \$49 | 4 925 | 154 | 170 | 24 | 29 | 165 | 195 |
| \$50 TO \$59 | 8 160 | 293 | 247 | 87 | 75 | 167 | 166 |
| \$60 TO \$69 | 13 201 | 476 | 539 | 121 | 156 | 236 | 310 |
| \$70 TO \$79 | 15 062 | 560 | 390 | 237 | 171 | 256 | 327 |
| \$80 TO \$99 | 20 048 | 1 167 | 454 | 400 | 350 | 255 | 774 |
| \$100 TO \$119 | 9 318 | 595 | 67 | 152 | 130 | 93 | 203 |
| \$120 TO \$149 | 2 903 | 277 | 6 | 32 | 26 | 68 | 108 |
| \$150 TO \$199 | 296 | 56 | ... | ... | 11 | 12 | 22 |
| \$200 OR MORE | ... | ... | ... | ... | ... | ... | ... |
| NO CASH RENT | 2 043 | 115 | 44 | 31 | 21 | 37 | 16 |
| MEDIAN DOLLARS | 76 | 83 | 69 | 82 | 82 | 70 | 81 |

Table 40.—CHARACTERISTICS OF HOUSING UNITS WITH HOUSEHOLD HEADS OF PUERTO RICAN BIRTH OR PARENTAGE, FOR SMSA'S WITH 400 TO 2,000 SUCH UNITS: 1960

[Data shown for places of 2,500 inhabitants or more. Based on sample; see text. "U" denotes an unincorporated place]

Tenure
Condition & Plumb.
Water Supply
Toilet Facilities
Bathing Facilities
Rooms

Units in Structure
Year Struct. Built
Persons
Persons per Room
Value
Gross Rent

| SUBJECT | DE-TRUIT | SUBJECT | DE-TROIT | SUBJECT | DE-TROIT |
|---|----------|------------------------------|----------|--------------------------------|----------|
| ALL OCCUPIED UNITS | 467 | ROOMS | | PERSONS PER ROOM | |
| TENURE | | 1 ROOM | 8 | 0.50 OR LESS | 111 |
| OWNER OCCUPIED | 183 | 2 ROOMS | 17 | 0.51 TO 0.75 | 64 |
| RENTER OCCUPIED | 284 | 3 ROOMS | 51 | 0.76 TO 1.00 | 124 |
| CONDITION AND PLUMBING | | 4 ROOMS | 114 | 1.01 TO 1.50 | 140 |
| SOUND | 294 | 5 ROOMS | 129 | 1.51 OR MORE | 28 |
| WITH ALL PLUMBING FACILITIES | 282 | 6 ROOMS | 76 | | |
| LACKING SOME OR ALL FACILITIES | 12 | 7 ROOMS | 23 | VALUE | |
| DETERIORATING | 133 | 8 ROOMS OR MORE | 49 | OWNER OCCUPIED | 155 |
| WITH ALL PLUMBING FACILITIES | 125 | UNITS IN STRUCTURE | | LESS THAN \$5,000 | 4 |
| LACKING SOME OR ALL FACILITIES | 8 | 1, INCL. TRAILER | 258 | \$5,000 TO \$9,900 | 55 |
| DILAPIDATED | 40 | 2 | 113 | \$10,000 TO \$14,900 | 64 |
| WATER SUPPLY | | 3 AND 4 | 46 | \$15,000 TO \$19,900 | 32 |
| HOT & COLD PIPED WATER INSIDE STRUCTURE | 467 | 5 OR MORE | 71 | \$20,000 TO \$24,900 | ... |
| ONLY COLD PIPED WATER INSIDE STRUCTURE | ... | YEAR STRUCTURE BUILT | | \$25,000 OR MORE | ... |
| PIPED WATER OUTSIDE STRUCTURE | ... | 1955 TO MARCH 1960 | 32 | RENTER OCCUPIED | 284 |
| NO PIPED WATER | ... | 1950 TO 1954 | 16 | LESS THAN \$20 | ... |
| TOILET FACILITIES | | 1940 TO 1949 | 61 | \$20 TO \$29 | 8 |
| FLUSH TOILET, EXCLUSIVE USE | 452 | 1939 OR EARLIER | 358 | \$30 TO \$39 | 4 |
| FLUSH TOILET, SHARED | 15 | PERSONS | | \$40 TO \$49 | 17 |
| OTHER TOILET FACILITIES OR NONE | ... | 1 PERSON | 41 | \$50 TO \$59 | 47 |
| BATHING FACILITIES | | 2 PERSONS | 67 | \$60 TO \$79 | 95 |
| BATHTUB OR SHOWER, EXCLUSIVE USE | 447 | 3 PERSONS | 66 | \$80 TO \$99 | 75 |
| BATHTUB OR SHOWER, SHARED | 17 | 4 PERSONS | 76 | \$100 OR MORE | 30 |
| NO BATHTUB OR SHOWER | 3 | 5 PERSONS | 57 | NO CASH RENT | 8 |
| | | 6 PERSONS | 52 | | |
| | | 7 PERSONS | 53 | | |
| | | 8 PERSONS OR MORE | 55 | | |

(Tables 41 and 42 of the standard State series are omitted)

APPENDIX

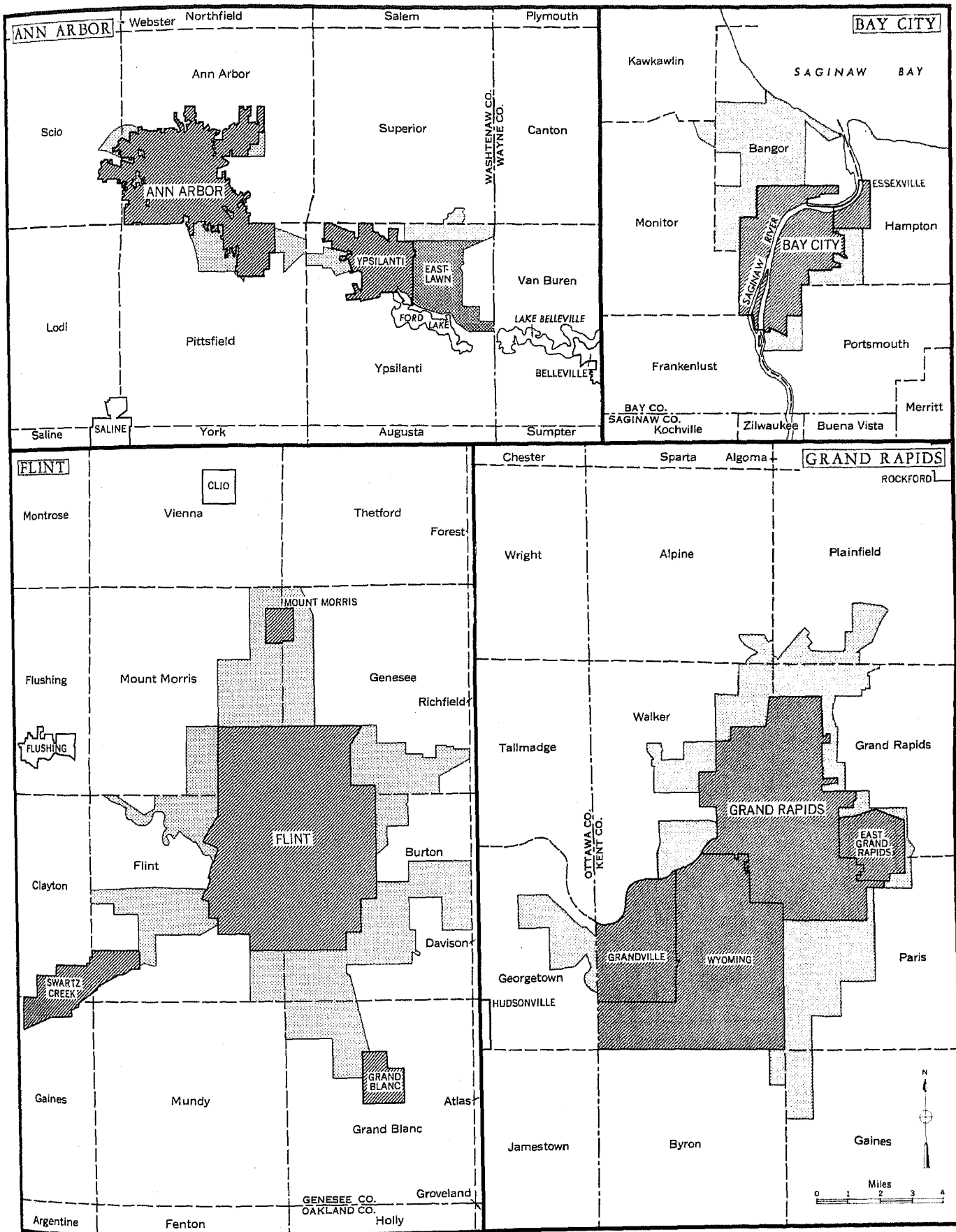
Table A-1.—PERCENT OF ALLOCATION FOR NONRESPONSE OR INCONSISTENCY, FOR THE STATE, BY SIZE OF PLACE 1960

[Leaders (•••) indicate that the item is not applicable or that it is not published in this report for the given areas. The base on which the percentage is computed is expressed as a code which appears in the first column. The legend for the codes follows the table]

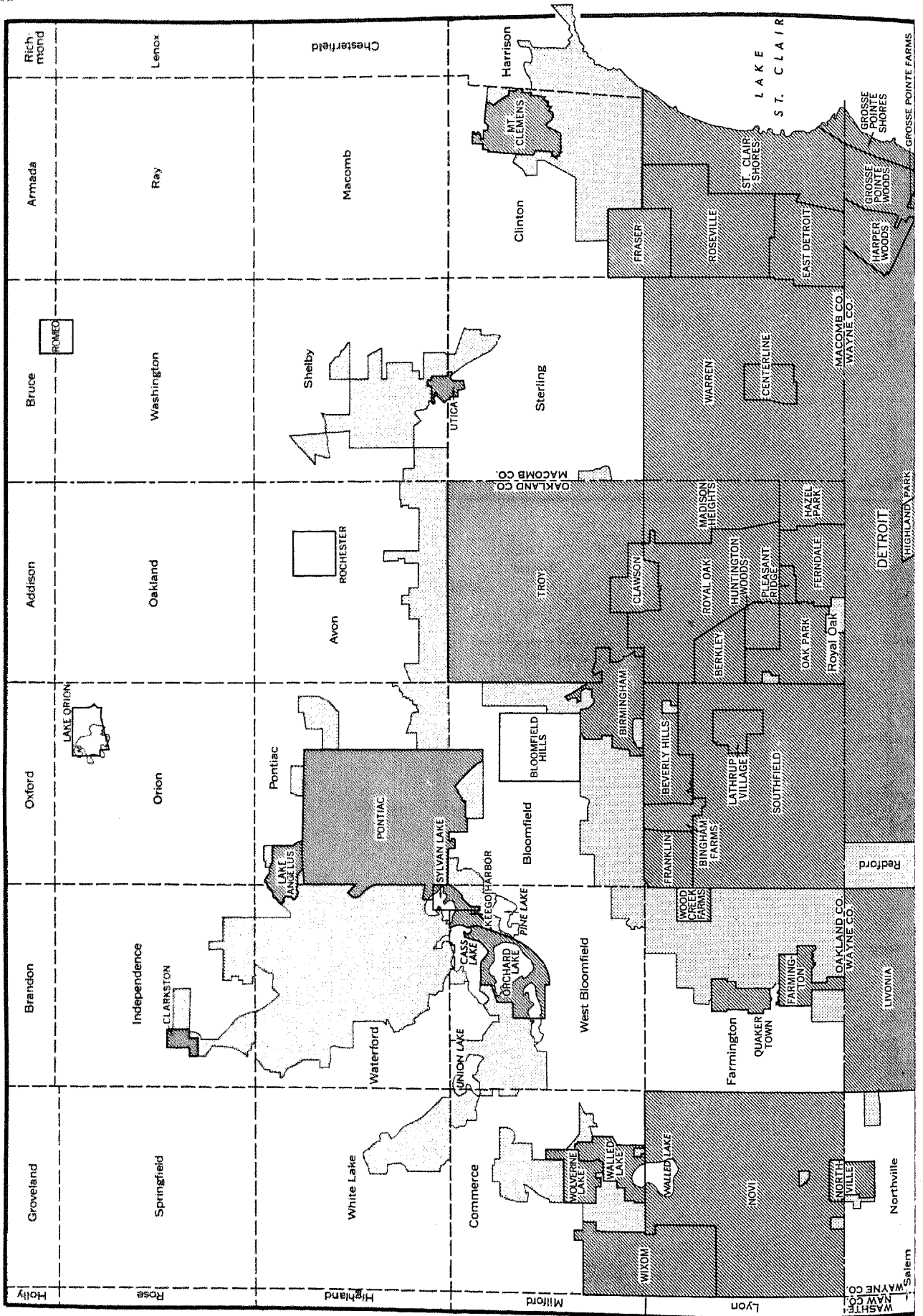
| SUBJECT | BASE (CODE) | THE STATE | INSIDE SMSA'S | | | OUTSIDE SMSA'S | PLACES OF 1,000 TO 50,000 INHABITANTS | | | |
|---|-------------|-----------|---------------|--------------------------------------|---------|----------------|---------------------------------------|------------------|-----------------|----------------|
| | | | TOTAL | PLACES OF 50,000 INHABITANTS OR MORE | BALANCE | | 25,000 TO 50,000 | 10,000 TO 25,000 | 2,500 TO 10,000 | 1,000 TO 2,500 |
| OCCUPANCY CHARACTERISTICS | | | | | | | | | | |
| TENURE | 2 | 1.5 | 1.6 | 1.9 | 1.2 | 1.3 | 1.3 | 1.2 | 1.1 | 1.1 |
| YEAR MOVED INTO UNIT | 2 | 2.3 | 2.5 | 3.0 | 1.9 | 1.7 | 2.0 | 1.4 | 1.8 | ••• |
| VACANCY STATUS: | | | | | | | | | | |
| FOR SALE ONLY | 4 | 13.7 | 11.1 | 13.5 | 9.3 | 19.5 | 8.3 | 10.0 | 11.3 | } 6.8 |
| FOR RENT | 5 | 7.0 | 7.6 | 8.4 | 4.8 | 4.4 | 4.6 | 4.1 | 4.0 | |
| OTHER | 6 | 2.8 | 5.2 | 8.4 | 2.8 | 1.1 | 4.6 | 2.6 | 1.9 | |
| DURATION OF VACANCY | 3 | 22.5 | 22.9 | 22.8 | 23.1 | 21.3 | 26.9 | ••• | ••• | ••• |
| STRUCTURAL CHARACTERISTICS | | | | | | | | | | |
| BASEMENT | 1 | 3.0 | 3.0 | 3.5 | 2.4 | 2.9 | 2.0 | 1.8 | ••• | ••• |
| BEDROOMS | 1 | 5.4 | 5.4 | 6.1 | 4.5 | 5.4 | 5.0 | 4.5 | ••• | ••• |
| ROOMS | 1 | 1.4 | 1.0 | 1.1 | 1.0 | 2.1 | 0.8 | 0.7 | 1.7 | 4.3 |
| TRAILERS: ON PERMANENT FOUNDATION OR MOBILE | 7 | 12.0 | 8.1 | 7.3 | 8.3 | 16.7 | ••• | ••• | ••• | ••• |
| UNITS IN STRUCTURE | 1 | 2.6 | 3.0 | 3.9 | 1.8 | 1.8 | 1.7 | 1.6 | 1.6 | ••• |
| YEAR STRUCTURE BUILT | 1 | 3.4 | 3.4 | 3.8 | 2.9 | 3.4 | 2.1 | 2.1 | 2.3 | ••• |
| CONDITION AND PLUMBING FACILITIES | | | | | | | | | | |
| BATHING FACILITIES | 1 | 1.4 | 1.2 | 1.3 | 1.0 | 1.9 | 0.9 | 0.8 | 1.7 | ••• |
| BATHROOMS | 1 | 7.0 | 6.3 | 7.1 | 5.4 | 8.6 | 4.4 | 5.7 | 6.3 | ••• |
| CONDITION OF UNIT | 1 | 0.9 | 0.8 | 0.9 | 0.6 | 1.0 | 0.7 | 0.8 | 1.3 | 1.6 |
| SEWAGE DISPOSAL | 1 | 2.3 | ••• | ••• | ••• | ••• | 1.7 | 1.5 | 1.7 | ••• |
| SOURCE OF WATER | 1 | 2.0 | ••• | ••• | ••• | ••• | 1.7 | 1.5 | 1.6 | ••• |
| TOILET FACILITIES | 1 | 1.1 | 0.9 | 0.9 | 0.9 | 1.5 | 0.7 | 0.7 | 1.5 | ••• |
| WATER SUPPLY | 1 | 1.3 | 1.0 | 1.1 | 0.9 | 1.8 | 0.6 | 0.7 | 1.7 | ••• |
| EQUIPMENT | | | | | | | | | | |
| AIR CONDITIONING | 2 | 2.4 | 2.7 | 3.5 | 1.7 | 1.7 | 1.9 | ••• | ••• | ••• |
| AUTOMOBILES AVAILABLE | 2 | 6.1 | 6.1 | 5.9 | 6.4 | 6.2 | 7.7 | ••• | ••• | ••• |
| CLOTHES DRYER | 2 | 3.9 | 4.1 | 4.6 | 3.4 | 3.4 | ••• | ••• | ••• | ••• |
| CLOTHES WASHING MACHINE | 2 | 2.4 | 2.6 | 3.3 | 1.6 | 1.8 | ••• | ••• | ••• | ••• |
| HEATING EQUIPMENT | 1 | 3.1 | 3.2 | 3.7 | 2.4 | 2.9 | 2.2 | 1.8 | 2.2 | ••• |
| HOME FOOD FREEZER | 2 | 2.7 | 3.0 | 3.9 | 1.7 | 2.0 | ••• | ••• | ••• | ••• |
| RADIO SETS | 2 | 2.4 | 2.6 | 3.4 | 1.6 | 1.7 | ••• | ••• | ••• | ••• |
| TELEPHONE AVAILABLE | 2 | 2.4 | 2.6 | 3.2 | 1.8 | 1.9 | ••• | ••• | ••• | ••• |
| TELEVISION SETS | 2 | 2.8 | 3.1 | 3.7 | 2.3 | 2.2 | ••• | ••• | ••• | ••• |
| FUELS | | | | | | | | | | |
| COOKING FUEL | 2 | 2.8 | 3.1 | 4.0 | 1.8 | 2.0 | ••• | ••• | ••• | ••• |
| HEATING FUEL | 2 | 3.5 | 3.2 | 3.9 | 2.3 | 4.2 | ••• | ••• | ••• | ••• |
| WATER HEATING FUEL | 2 | 6.3 | 4.8 | 4.8 | 4.7 | 10.3 | ••• | ••• | ••• | ••• |
| FINANCIAL CHARACTERISTICS | | | | | | | | | | |
| CONTRACT RENT | 8 | 7.9 | 7.0 | 6.0 | 10.3 | 11.4 | 8.2 | 8.4 | 9.0 | ••• |
| VALUE | 9 | 2.8 | 2.7 | 2.1 | 3.5 | 3.0 | 2.2 | 6.5 | 2.5 | 3.4 |

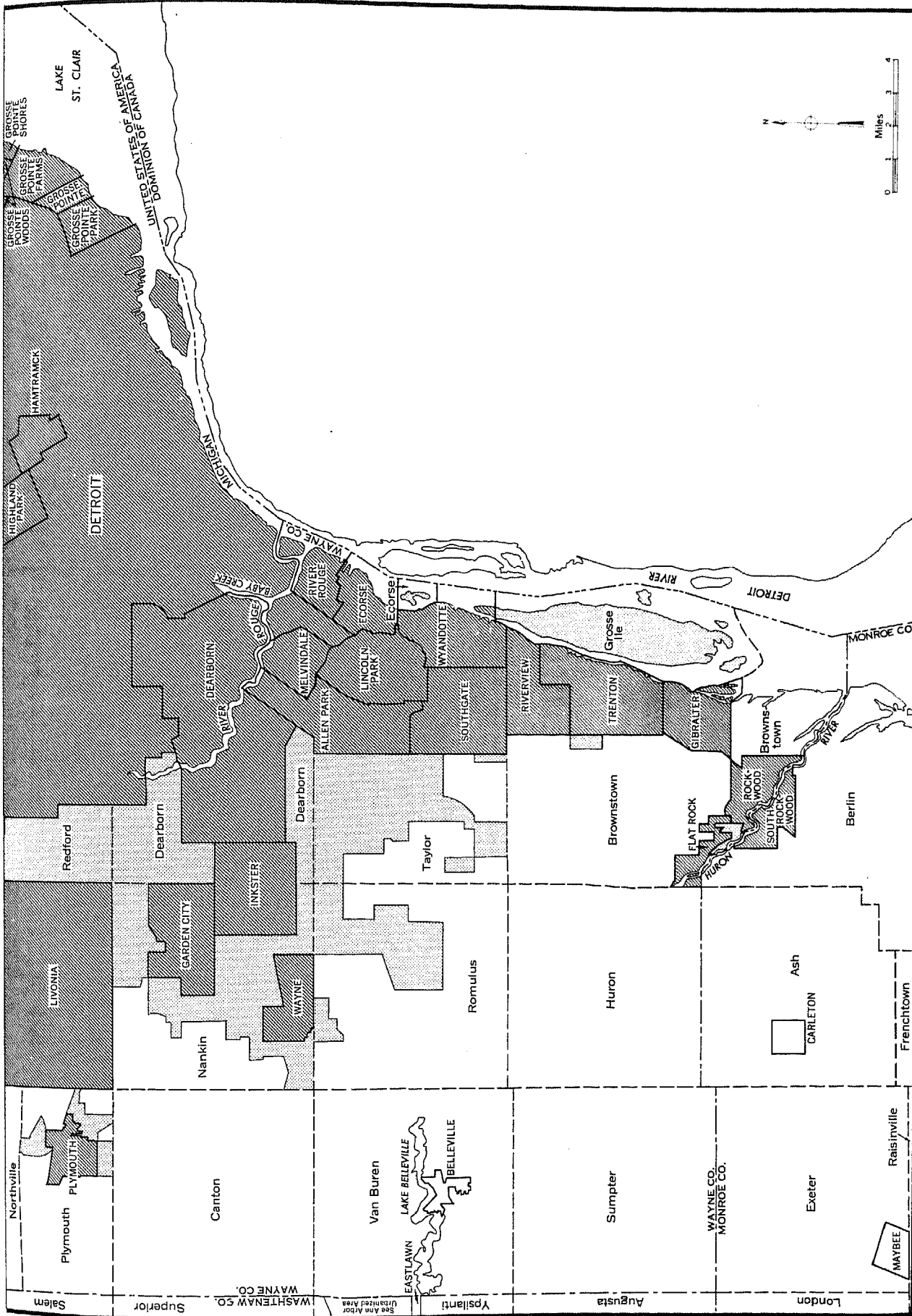
| CODE | BASE |
|------|---|
| 1 | ALL HOUSING UNITS |
| 2 | OCCUPIED HOUSING UNITS |
| 3 | VACANT AVAILABLE FOR RENT OR SALE |
| 4 | VACANT AVAILABLE FOR SALE ONLY |
| 5 | VACANT AVAILABLE FOR RENT |
| 6 | VACANT YEAR-ROUND UNITS OTHER THAN AVAILABLE UNITS |
| 7 | OCCUPIED TRAILERS |
| 8 | RENTER-OCCUPIED AND VACANT AVAILABLE-FOR-RENT UNITS OF THE TYPE FOR WHICH RENT DATA ARE PRESENTED |
| 9 | OWNER-OCCUPIED AND VACANT AVAILABLE-FOR-SALE UNITS OF THE TYPE FOR WHICH VALUE DATA ARE PRESENTED |

URBANIZED AREAS—MICHIGAN

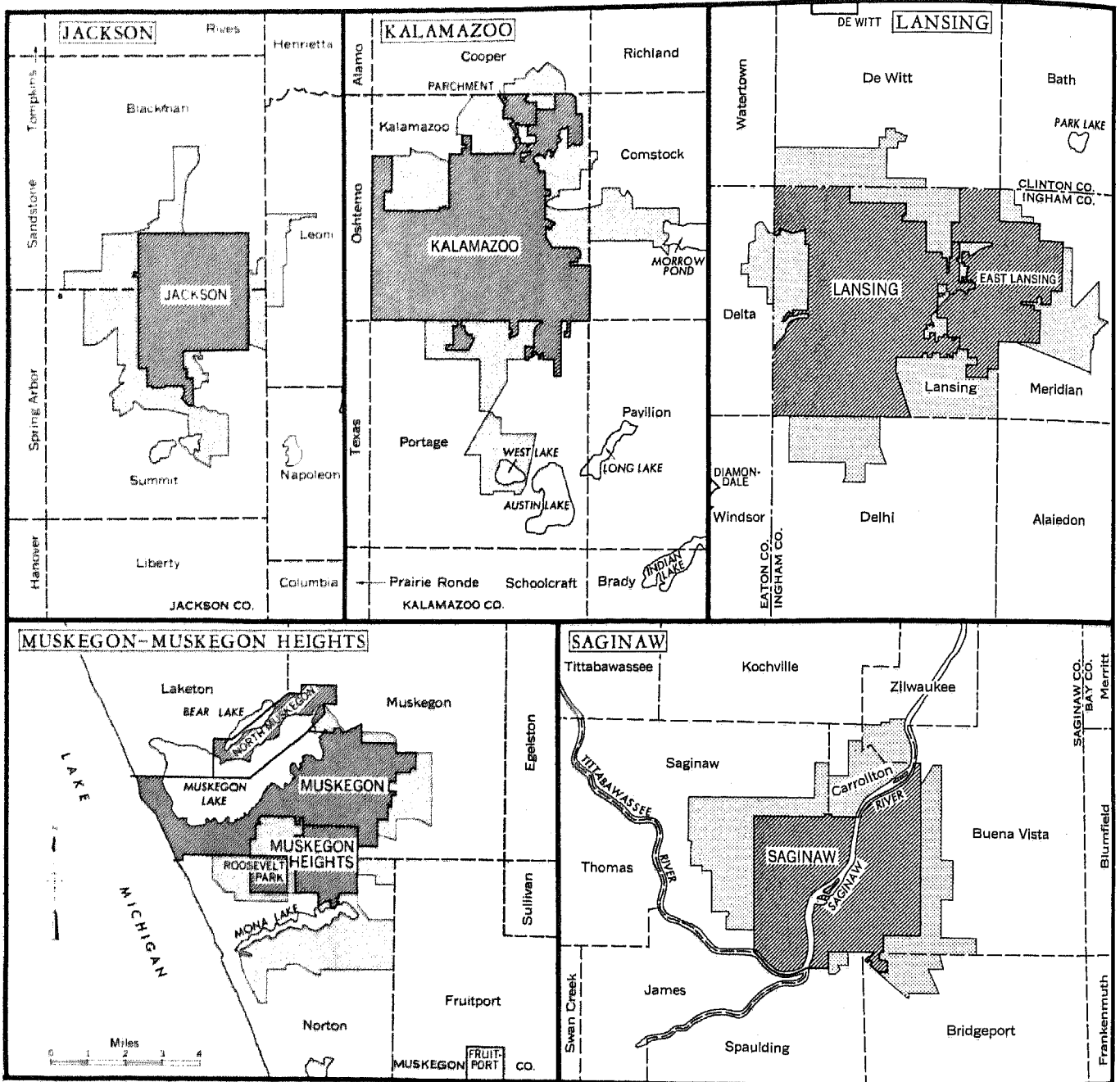


DETROIT URBANIZED AREA





URBANIZED AREAS—MICHIGAN



COMPONENTS OF URBANIZED AREA

- Incorporated Places
- Unincorporated Urban Places
- Other Unincorporated Area

BOUNDARY SYMBOLS

- International Line
- State Line
- County Line
- Minor Civil or Census County Division Line

Maps showing boundaries in detail are available at cost on request to the Bureau of the Census.