

U.S. CENSUS OF HOUSING: 1960

Series HC(3)-301

CITY BLOCKS


Statesville, N.C.

Prepared under the supervision of
WAYNE F. DAUGHERTY, Chief
Housing Division



U.S. DEPARTMENT OF COMMERCE
Luther H. Hodges, Secretary
BUREAU OF THE CENSUS

Richard M. Scammon, Director (From May 1, 1961)
Robert W. Burgess, Director (To March 3, 1961)





BUREAU OF THE CENSUS

RICHARD M. SCAMMON, *Director* (From May 1, 1961)

ROBERT W. BURGESS, *Director* (To March 3, 1961)

A. ROSS ECKLER, *Deputy Director*
HOWARD C. GRIEVES, *Assistant Director*
CONRAD TABUBER, *Assistant Director*
MORRIS H. HANSEN, *Assistant Director for Statistical Standards*
CHARLES B. LAWRENCE, JR., *Assistant Director for Operations*
WALTER L. KEHRES, *Assistant Director for Administration*
CALVERT L. DEDRICK, *Chief, International Statistical Programs Office*
A. W. VON STRÜVE, *Acting Public Information Officer*

Housing Division—

WAYNE F. DAUGHERTY, *Chief*
DANIEL B. RATHBUN, *Assistant Chief*
BRULAH WASHBAUGH, *Special Assistant*
MILTON D. LIEBERMAN, *Chief, Coordination and Research*

Decennial Operations Division—GLEN S. TAYLOR, *Chief*
Electronic Systems Division—ROBERT F. DRURY, *Chief*
Field Division—JEFFERSON D. MCPHIE, *Chief*
Geography Division—WILLIAM T. FAY, *Chief*
Population Division—HOWARD G. BRUNSMAN, *Chief*
Statistical Methods Division—JOSEPH STEINBERG, *Chief*

Library of Congress Card Number: A61-9347

SUGGESTED CITATION

U.S. Bureau of the Census. *U.S. Census of Housing: 1960. Vol. III, City Blocks.*
Series HC(3), No. 301.
U.S. Government Printing Office, Washington, D.C., 1961.

For sale by the Superintendent of Documents, U.S. Government Printing Office, Washington 25, D.C.
or any of the Field Offices of the Department of Commerce — Price 20 cents.

Table 1.—CHARACTERISTICS OF HOUSING UNITS, FOR THE CITY: 1960

Subject	Number	Percent	Subject	Number	Percent
All housing units	6,184	100.0	Occupied housing units—Con.		
CONDITION AND PLUMBING			COLOR		
Sound	4,805	77.7	White	4,778	81.6
With all plumbing facilities	4,268	69.0	Nonwhite	1,075	18.4
Lacking some or all facilities	537	8.7	PERSONS PER ROOM		
Deteriorating	1,089	17.6	1.00 or less	5,153	88.0
With all plumbing facilities	523	8.5	1.01 or more	700	12.0
Lacking some or all facilities	566	9.2	AVERAGE NUMBER OF ROOMS		
With flush toilet	481	7.8	Owner occupied	5.7	...
No flush toilet	85	1.4	Renter occupied	4.3	...
Dilapidated	290	4.7	VALUE AND RENT		
Occupied housing units	5,853	100.0	Average value	10,200	...
TENURE			Average contract rent	40	...
Owner occupied	3,551	60.7			
Renter occupied	2,302	39.3			

NOTE.—On the map for Statesville approximately 400 blocks are identified.

Table 2.—CHARACTERISTICS OF HOUSING UNITS, BY BLOCKS: 1960—Con.

["Total population" contains no persons in group quarters unless preceded by asterisk; one asterisk (*) denotes less than 10 percent; two asterisks (**), 10 percent or more]

Blocks	Total population	All housing units by condition and plumbing								Occupied housing units								
		Total	Sound			Deteriorating			Dilapidated	Owner occupied			Renter occupied			1.01 or more persons per room		
			Total	With all plumbing facilities	Lacking some or all facilities	Total	With all plumbing facilities	Lacking some or all facilities		Total	Average value (dollars)	Average number of rooms	Total	Average contract rent (dollars)	Average number of rooms		Occupied by non-white	
TOTAL	*19844	6184	4805	4268	537	1089	523	481	85	290	3551	10000	5.7	2302	40	4.3	1075	700
8...	31	7	5	5	...	2	2	5	22000	6.0	2	1	1
10...	37	8	8	7	21000	6.7	1	1	...
13...	10	4
14...	22	7
16...	100	33	33	33	6	16000	6.3	1
18...	105	26	26	26	27	20000	6.3	5	51	3.8	...	1
19...	153	47	46	46	...	1	1	44	21000	6.0	3
20...	38	11	11	11	10	14500	5.3	2
21...	57	17	17	17	15	13500	5.4	2
22...	15	4
23...	84	25	25	25	23	13500	5.1	2
24...	46	13	13	13	12	15000	5.7	1
25...	91	28	27	27	...	1	1	21	11000	5.3	5	65	4.6	...	2
26...	7	2
27...	**50	11	10	10	...	1	1	...	10	18500	5.9
28...	11	3	4
29...	13	5
30...	111	38	38	38	33	14000	5.5	2	1
31...	33	10	10	10	9	10500	5.2	1
32...	100	32	31	31	...	1	1	28	14500	5.8	3
33...	51	16	16	16	14	27000	9.2	2
34...	18	5	5	5	5	35000	8.8
35...	177	53	53	53	52	21000	6.7	2
36...	15	4
37...	51	16	15	14	1	1	1	14	7500	4.8	2	1
38...	8	2
39...	9	3
40...	68	23	23	23	23	19000	6.8
41...	93	26	25	24	1	1	1	21	18500	6.1	4	2
42...	14	4
43...	173	49	46	46	...	3	3	39	11000	5.3	9	67	5.2	...	2
44...	101	25	23	23	...	2	1	1	23	13500	5.2	2	1	2
45...	47	13	13	13	12	17000	5.4	1
46...	78	16	8	8	...	4	2	1	1	4	11	7500	5.3	4	9	5
47...	307	83	62	56	6	14	8	5	1	7	62	11000	5.8	18	34	4.1	31	15
48...	10	3
49...	14	4
50...	76	28	25	25	...	2	2	18	12000	6.2	8	71	4.3	...	1
51...	101	24	12	11	1	9	6	3	...	3	12	7500	5.0	11	31	4.0	14	6
52...	25	10	10	10	9	17500	6.7	1
53...	28	9	9	9	5	24000	7.8	2
54...	79	26	24	26	21	20000	6.4	3
55...	246	70	68	66	2	2	2	62	15000	5.8	7	54	4.0	...	5
56...	4	1
57...	16	3
58...	52	14	14	10	4	8	6500	5.3	3	3
59...	28	8	8	8	7	7500	5.4	1	1
60...	52	16	16	16	14	11500	5.4	2
61...	15	8	8	8	5	22000	6.8	1
62...	44	15	14	12	2	1	1	10	14000	5.3	1	5	1
63...	65	17	8	6	2	6	1	5	...	3	9	5500	5.1	7	21	3.1	16	4

City Block Characteristics

Table 2.—CHARACTERISTICS OF HOUSING UNITS, BY BLOCKS: 1960—Con.

["Total population" contains no persons in group quarters unless preceded by asterisk: one asterisk (*) denotes less than 10 percent; two asterisks (**), 10 percent or more]

Blocks	Total population	All housing units by condition and plumbing								Occupied housing units							
		Total	Sound			Deteriorating			Dilapidated	Owner occupied			Renter occupied			Occupied by non-white	1.01 or more persons per room
			Total	With all plumbing facilities	Lacking some or all facilities	Total	With all plumbing facilities	Lacking some or all facilities		Total	Average value (dollars)	Average number of rooms	Total	Average contract rent (dollars)	Average number of rooms		
							With flush toilet	No flush toilet									
63...	52	15	4	2	7	...	7	...	4	2	...	12	23	3.0	14	6	
64...	77	16	8	5	8	...	1	7	...	9	10500	4.0	6	29	3.8	15	9
65...	17	4
66...	31	7	1	...	4	...	2	2	...	3	3	6	4
67...	83	20	12	12	8	...	8	14	8500	5.1	6	46	4.5
68...	24	8	8	8	7	8500	4.4	1
69...	51	20	20	20	15	12000	5.3	3
70...	17	6	6	6	6	19500	6.5
71...	30	10	9	7	1	...	1	6	12000	5.3	4
72...	22	6	2	1	2	2	...	1	4	5	2
73...	98	20	10	9	3	...	1	2	...	11	5000	5.5	9	30	4.4	20	8
74...	48	11	3	3	4	...	2	1	1	5	3500	5.0	6	28	3.3	11	3
75...	29	11	4	3	6	...	2	3	1	4	4000	5.0	4	10	2
77...	17	5	5	5	5	10000	6.6
78...	106	36	36	36	24	9000	5.5	9	64	5.2	...	1
79...	27	8	8	7	1	5	21000	5.4	2
80...	74	19	19	19	19	20000	6.6
81...	14	4
82...	34	11	11	11	10	21000	8.0
83...	39	12	12	12	10	13000	5.8	2	1
85...	49	14	14	14	12	14500	5.3	1
86...	26	12	12	12	9	12500	5.9	1
87...	121	42	34	34	7	...	6	1	...	27	13000	6.4	13	39	3.8	...	2
88...	30	8	8	8	6	20000	6.8	1
89...	45	20	17	17	3	...	3	10	10000	5.6	8	48	5.1
90...	104	30	30	30	16	14000	6.3	12	54	4.3	...	2
91...	58	19	19	19	4	15	64	4.3	...	1
92...	11	4
93...	246	80	60	55	18	...	12	6	2	27	6500	5.1	47	33	4.0	34	12
94...	49	14	8	7	2	...	1	1	4	6	4500	4.5	7	29	4.0	9	4
95...	11	4
96...	49	16	16	16	8	14500	6.0	7	61	6.0
97...	43	12	11	11	1	...	1	7	...	8	10000	5.6	3	1
98...	66	18	18	18	8	...	1	...	4	3	13	27	4.1	9	8
99...	72	24	24	24	19	...	12	7	17	35	4.0	...	5
100...	126	47	39	36	19	...	4	1	2	34	8500	5.1	10	40	4.2	1	3
101...	51	12	9	8	3	...	2	2	...	7	3500	4.3	5	42	4.6	...	5
102...	46	12	9	6	1	...	2	...	1	10	7000	4.7	2	2
104...	11	2
106...	16	4
107...	26	8	8	8	8	8000	5.1	1
108...	23	5	5	5	5	6500	5.2
110...	154	41	39	35	1	...	1	...	1	25	5500	5.1	15	36	4.3	...	3
111...	30	10	6	6	3	...	1	2	...	6	5500	4.8	4
112...	68	25	21	17	4	...	4	2	...	20	7500	4.6	5	...	3.4	...	2
113...	96	26	19	18	1	...	6	4	...	16	6500	5.7	9	40	4.4	...	4
114...	51	17	12	12	6	...	4	4	...	14	6500	5.5	3	6	...
115...	17	5	4	3	1	1	2	3	2	1
116...	11	2
117...	55	14	7	4	7	...	7	1	12	16	4.3	...	5
118...	29	9	2	...	7	...	4	3	9	34	3.9	...	2
119...	28	9	3	1	6	...	3	3	9	33	3.7	...	2
120...	71	17	16	15	1	...	1	15	5000	4.7	2	5
121...	23	8	6	6	2	...	2	5	...	4.8	3	1
122...	24	10	10	10	4	4
123...	8	2
124...	13	4
125...	70	18	7	6	9	...	2	7	2	8	4000	4.0	9	30	4.9	...	2
126...	83	23	16	15	7	...	7	10	6500	6.1	12	42	5.1	...	4
127...	87	27	27	27	14	24000	7.4	13	49	4.1	...	1
128...	40	17	11	11	6	...	6	10	10500	5.9	6	...	4.0
129...	23	8	8	8	8	10000	6.0
130...	90	35	24	23	10	...	7	3	1	16	14000	7.1	16	38	3.8	...	3
131...	41	14	11	11	3	...	3	5	8000	5.8	8	60	5.1
132...	54	20	16	14	3	...	3	...	1	11	13000	7.3	8	48	4.0	4	...
133...	30	14	8	6	4	...	4	...	2	4	7	51	4.4	4	1
135...	40	15	10	10	3	...	1	2	...	9	9500	7.1	6	33	3.0	4	2
136...	88	37	35	35	2	9	16000	6.4	26	64	4.4	...	1
137...	28	12	5	5	7	...	4	3	...	6	7500	6.5	5	45	4.4
138...	76	22	19	19	3	...	3	18	12500	6.5	4	3
139...	137	45	44	43	1	1	23	12000	6.6	18	51	4.9	...	3
140...	22	6	6	6	3	3	1
141...	22	8	8	8	8	13500	5.9	1
142...	60	20	20	20	20	13000	5.4
143...	14	5	5	5	4	1
144...	2	2
145...	27	8	8	8	4	4	1
146...	33	11	11	11	10	16500	6.7
147...	178	56	56	56	10	...	6	4	...	33	13000	6.7	23	108	4.7	...	1
148...	58	28	17	17	3	...	3	...	1	14	16500	7.0	8	121	4.0
149...	59	24	21	21	2	2	...	12	16500	6.8	12	41	3.8	...	1
150...	49	17	13	13	4	...	4	...	1	11	11500	7.7	6	76	5.2
151...	40	15	7	7	8	...	8	4	10	52	5.2	...	1
152...	32	11	11	11	5	20000	10.0	6	43	4.3
153...	1	1
155...	9	3
156...	22	10	10	10	3	6	57	7.5

Table 2.—CHARACTERISTICS OF HOUSING UNITS, BY BLOCKS: 1960—Con.

["Total population" contains no persons in group quarters unless preceded by asterisk; one asterisk (*) denotes less than 10 percent; two asterisks (**), 10 percent or more]

Blocks	Total population	All housing units by condition and plumbing								Occupied housing units								
		Sound			Deteriorating			Dilapidated	Owner occupied			Renter occupied			Occupied by non-white	1.01 or more persons per room		
		Total	With all plumbing facilities	Lacking some or all facilities	Total	With all plumbing facilities	Lacking some or all facilities		Total	Average value (dollars)	Average number of rooms	Total	Average contract rent (dollars)	Average number of rooms				
157...	64	40	32	32	...	8	3	5	...	12	16500	7.8	20	48	3.8	...	3	
158...	50	17	15	15	...	2	2	10	14500	6.5	6	151	5.7	
159...	78	31	28	28	...	3	3	21	18000	8.5	10	96	5.3	
160...	**177	51	46	46	...	4	4	17	15500	8.2	32	59	4.7	
161...	**135	32	24	20	4	4	8	11	11000	6.4	17	62	5.3	1	1	
162...	76	26	17	17	...	9	9	18	13000	6.6	6	58	5.5	
163...	74	25	25	25	19	11500	5.2	6	36	4.5	...	6	
164...	284	93	63	53	10	23	19	4	...	7	6000	...	5	...	5.6	...	2	
166...	23	5	5	1	4	4.5	9	29	4.2	...	4	
168...	75	21	11	11	...	10	5	5	...	12	4000	
170...	26	6	3	1	2	3	...	3	6	11	3.5	...	3	
171...	17	10	3	3	7	4	
172...	153	45	23	21	2	4	3	1	...	18	29	4500	5.1	12	29	4.0	31	9
173...	5	2	2	
175...	55	18	18	18	15	7500	4.7	3	
176...	11	2	
177...	7	2	2	1	
179...	19	6	5	5	...	1	1	10	8000	5.4	3	
180...	46	13	12	12	8	6000	4.3	11	42	4.3	...	4	
181...	64	20	18	18	...	2	2	5	6500	5.0	1	4	
182...	19	8	8	8	2	9	25	4.0	...	2	
184...	43	11	3	3	...	4	2	2	...	3	10	39	4.2	...	8	
185...	46	13	10	9	1	3	3	14	5000	6.1	9	22	4.3	12	...	
186...	101	24	6	4	2	4	3	1	2	
187...	8	3	8	7000	5.5	8	6	4.5	...	1	
188...	55	17	9	9	...	5	5	6	...	5.5	6	48	5.0	
189...	33	12	7	7	...	3	3	18	13000	6.1	10	9	3.3	...	1	
190...	66	28	28	28	14	9000	6.6	9	25	2.8	
191...	55	24	24	24	6	16000	7.7	
192...	17	8	8	8	11	17000	8.5	4	
193...	52	16	16	16	18	12000	8.6	15	41	4.9	...	1	
194...	90	39	35	35	1	13	54	4.8	...	2	
195...	44	14	11	11	...	3	3	4	4	1	
196...	23	8	5	4	1	1	1	
197...	**32	
199...	7	1	6	...	5.0	...	1	
200...	22	9	3	1	2	2	2	1	6	...	5.3	...	1	
201...	62	23	19	18	1	4	4	4	18	55	5.3	
202...	51	25	17	12	5	8	4	4	...	12	12000	5.3	11	50	5.3	
203...	29	10	8	6	2	2	2	6	12000	6.3	3	
204...	149	48	43	43	...	5	5	27	10500	6.6	18	52	5.2	...	3	
205...	43	12	9	9	...	3	3	9	9000	6.9	3	2	
206...	44	16	15	15	...	1	1	13	8000	5.5	3	1	
207...	41	11	11	11	10	7500	5.1	1	
208...	23	8	7	7	8	8500	4.9	
209...	21	7	7	7	6	7500	5.0	1	
210...	20	8	8	8	5	6500	4.6	3	
211...	12	4	
212...	15	4	
213...	175	51	44	44	...	7	3	3	1	38	16500	5.9	11	39	3.8	6	8	
214...	15	4	1	
215...	65	18	18	18	13	20000	6.2	4	
216...	20	5	5	5	5	24000	7.4	3	
217...	94	28	26	25	1	1	1	16	7000	5.4	10	38	4.7	1	...	
219...	7	2	
220...	5	1	
221...	29	10	10	10	6	10000	6.5	3	1	
222...	41	14	14	14	10	8500	5.1	4	5	
223...	177	49	44	43	1	5	2	3	...	31	9000	5.3	16	43	4.7	9	6	
224...	146	43	39	27	12	4	...	4	...	23	9000	5.0	20	35	4.1	17	...	
225...	59	18	16	15	1	2	...	2	...	8	8000	4.9	10	44	3.9	1	4	
226...	23	8	8	8	8	10000	5.9	4	
227...	51	19	16	7	9	3	...	3	...	5	...	5.4	13	28	2.9	10	1	
228...	44	16	16	14	2	...	4	8	4500	5.1	8	39	3.8	16	3	
229...	47	16	12	10	2	4	...	4	...	8	4500	5.5	7	30	3.7	6	4	
230...	84	29	28	24	4	1	...	1	...	9	8000	6.9	18	40	3.7	...	2	
231...	45	46	46	16	30	5	...	6.4	16	46	3.0	...	1	
232...	26	12	7	7	...	4	1	3	...	2	9	40	4.8	
233...	30	14	14	14	2	10	68	5.0	
234...	54	17	15	14	1	1	1	11	7500	6.2	6	36	4.8	1	1	
235...	13	3	2	7	11000	6.4	9	32	3.3	...	3	
236...	47	16	13	11	2	2	2	7	...	1	7500	6.0	24	37	3.8	...	5	
237...	120	50	40	37	3	9	20	8500	6.9	2	
238...	31	9	8	8	7	5	...	4.2	
239...	20	9	9	9	4	5	...	4.1	3	5	
240...	140	49	47	40	7	2	...	2	...	33	6500	5.7	14	30	3.7	...	1	
241...	115	36	35	35	...	1	1	17	7500	6.5	19	36	4.5	
242...	58	24	22	19	3	2	...	2	...	11	7500	7.2	11	28	
243...	14	4	4	6	52	4.5	...	2	
245...	26	10	10	10	
246...	20	8	8	6	2	5	...	7.8	3	1	
247...	25	8	7	7	2	...	5.2	3	2	
248...	80	24	22	20	2	11	29	6000	6.8	4	6	
249...	156	50	29	21	8	10	7	2	1	29	4500	5.6	16	32	4.8	26	1	
250...	24	5	3	3	3	1	4	3	
251...	31	8	2	2	5	5500	5.0	2	6	...	
252...	20	5	3	3	...	1	1	4	1	1	

City Block Characteristics

Table 2.—CHARACTERISTICS OF HOUSING UNITS, BY BLOCKS: 1960—Con.

["Total population" contains no persons in group quarters unless preceded by asterisk; one asterisk (*) denotes less than 10 percent; two asterisks (**), 10 percent or more]

Blocks	Total population	All housing units by condition and plumbing									Occupied housing units							
		Total	Sound			Deteriorating			Dilapidated	Owner occupied			Renter occupied			Occupied by non-white	1.01 or more persons per room	
			Total	With all plumbing facilities	Lacking some or all facilities	Total	With all plumbing facilities	Lacking some or all facilities		Total	Average value (dollars)	Average number of rooms	Total	Average contract rent (dollars)	Average number of rooms			
						With flush toilet	No flush toilet											
253...	39	12	10	10	...	2	2	1	9	5500	5.0	3	1
254...	3	1
255...	5	1
256...	32	8	7	7	...	1	1	7	6500	4.4	14	7
257...	116	34	22	21	1	11	5	1	5	1	18	6500	4.3	14	31	4.1	...	5
258...	46	12	12	12	11	29	3.4	...	23
259...	385	116	108	78	30	6	...	3	3	2	54	5000	5.3	59	32	4.2	14	...
260...	42	16	15	12	3	1	...	1	6	3500	5.2	9	36	4.4
261...	106	44	42	33	9	2	16	12000	6.9	23	29	3.7	...	3
262...	90	37	37	33	4	19	8000	6.5	15	35	4.0	...	1
263...	39	18	13	13	...	5	5	11	7000	5.9	5	...	5.4
264...	10	3
265...	34	12	8	8	...	4	4	5	11000	7.4	7	35	4.0	...	1
266...	55	20	11	11	...	6	6	5	...	7.2	14	29	4.4
267...	**71	31	27	27	3	3	26	50	1.8
268...	111	42	40	29	11	2	2	12	5000	6.2	27	47	3.9	22	3
269...	164	53	51	32	19	2	...	1	1	...	21	4500	6.4	31	29	4.0	49	7
270...	2	1
271...	28	10	8	5	3	1	...	1	...	1	6	6000	5.2	4	10	1
272...	66	20	17	9	8	3	...	3	5	3500	5.2	15	29	4.1	20	5
273...	55	12	12	11	1	8	5000	4.8	4	9	3
274...	58	18	18	18	16	13500	5.5	2
275...	77	24	24	24	22	17000	6.5	2	1
276...	34	9	9	9	8	22000	6.4	1	1
277...	25	11	10	10	...	1	1	...	7	9000	5.3	2
278...	79	25	24	24	...	1	1	22	13000	5.4	3	1
279...	53	15	15	15	12	10000	5.8	3
280...	54	16	10	3	7	6	...	5	1	...	7	4000	5.7	9	23	3.3	16	4
281...	70	21	18	13	5	2	...	2	...	1	10	4500	5.0	10	27	4.2	20	6
282...	92	28	26	21	5	2	...	2	15	7500	7.1	13	34	4.8	28	...
283...	154	40	24	12	12	15	2	13	...	1	15	5500	5.9	24	28	3.8	39	8
284...	11	4
286...	3	1
288...	**54	12	12	2	10	12	23	3.3	10	5
290...	1	1
291...	53	14	6	6	...	5	1	...	4	3	4	10	28	3.9	7	4
292...	57	16	7	5	2	9	8	1	6	4500	4.5	10	41	3.8	...	6
293...	21	10	8	5	3	2	...	2	5	5500	6.0	3
294...	58	21	14	9	5	7	4	3	10	4500	6.5	11	28	4.2	...	2
295...	42	15	12	5	7	3	1	2	11	6000	5.3	4
296...	3	2
297...	140	45	33	30	3	11	5	6	...	1	18	5500	6.1	25	30	4.2	...	5
300...	6	2
301...	17	4
302...	21	7	5	2	3	2	...	2	3	4
303...	62	25	9	2	7	14	7	7	...	2	13	4000	5.8	10	24	4.3	23	...
304...	26	7	6	5	1	1	...	1	3	4	3	1
305...	61	21	20	12	8	1	1	12	5000	4.8	8	27	4.4	...	2
306...	154	38	17	10	7	19	1	15	3	2	11	4000	5.1	23	26	3.7	34	15
309...	31	8	4	1	3	3	3	1	3	4	3	3
311...	34	9	4	1	3	5	4	1	3	4	3	3
313...	21	7	7	6	1	6	6000	5.8	1
314...	8	3
315...	28	7	5	4	1	2	...	2	9	3	1
316...	49	12	12	10	2	4	4000	5.3	3	2
317...	9	2
318...	115	37	37	27	10	19	5000	4.7	16	35	4.4	...	5
319...	125	29	26	17	9	3	3	...	15	3500	5.5	14	28	4.6	16	7
320...	11	4
322...	274	75	29	20	9	28	6	22	...	18	16	4500	4.8	54	45	3.8	66	23
323...	53	16	16	16	4	10	31	3.0	14	7
324...	44	16	10	6	4	6	1	5	5	5000	4.8	10	25	3.6	15	2
325...	21	6	5	2	3	1	1	5	27	3.6	6	2
326...	64	13	1	...	1	11	2	9	...	1	3	10	27	4.1	13	5
327...	28	10	7	3	4	3	3	6	4500	5.2	4	10	...
328...	34	11	7	4	3	3	2	1	...	1	8	5000	5.6	3	11	1
329...	29	8	4	2	2	4	...	4	4	1	5	3
330...	32	12	8	7	1	3	...	3	...	1	8	5000	4.9	4	12	1
331...	47	12	2	2	...	7	...	4	3	6	6	4000	4.5	5	25	4.0	11	3
332...	16	4
333...	23	12	5	5	...	7	1	6	2	7	33	4.6	3	...
334...	27	8	6	5	1	2	1	1	2	5	46	4.0	...	1
335...	56	16	11	10	1	4	1	3	...	1	9	4500	4.9	7	33	4.7	...	1
336...	69	23	18	14	4	5	3	2	12	5500	5.2	10	31	4.8	...	4
337...	34	12	9	8	1	3	2	1	9	6000	5.0	3
338...	7	4
339...	79	24	15	11	4	9	3	6	13	4500	4.9	10	26	4.3	...	3
340...	37	21	19	17	2	2	1	1	10	5500	6.0	8	27	3.5
341...	49	19	19	16	3	9	6500	5.2	9	43	3.9	...	1
342...	18	7	4	3	1	3	2	1	6	3500	4.8	1
343...	50	16	11	11	...	5	3	2	8	4000	5.6	8	38	5.6
344...	25	8	8	7	1	7	31	4.0	...	2
345...	*562	151	51	39	12	88	23	32	33	12	112	3500	4.6	34	28	4.4	4	30
346...	26	8	3	3	...	5	4	1	5	5000	6.6	2	1
347...	56	20	16	10	6	4	1	3	9	4000	5.1	9	32	4.0	...	2
348...	53	16	12	11	1	4	2	2	8	4500	6.1	7	25	4.4	...	3
349...	56	16	7	5	2	9	3	6	4	10	31	4.2	...	4

Table 2.—CHARACTERISTICS OF HOUSING UNITS, BY BLOCKS: 1960—Con.

["Total population" contains no persons in group quarters unless preceded by asterisk; one asterisk (*) denotes less than 10 percent; two asterisks (**), 10 percent or more]

Blocks	Total population	All housing units by condition and plumbing								Occupied housing units							
		Sound				Deteriorating				Owner occupied			Renter occupied			Occupied by non-white	1.01 or more persons per room
		Total	With all plumbing facilities	Lacking some or all facilities	Total	With all plumbing facilities	Lacking some or all facilities		Dilapidated	Total	Average value (dollars)	Average number of rooms	Total	Average contract rent (dollars)	Average number of rooms		
							With flush toilet	No flush toilet									
350...	18	8	3	5	6	3500	4.3	2	
351...	47	15	11	1	3	8	5500	5.3	7	32	4.6	
352...	39	11	11	8	6500	5.9	3	
353...	2	1	
354...	58	16	3	2	11	10	3500	4.5	4	14	5	
355...	324	93	32	16	43	4	32	7	18	43	5000	5.0	44	25	3.9	87	25
356...	53	11	5	2	3	4	3	8	27	3.9	11	5	
357...	48	14	9	4	5	5	6	4000	5.3	7	25	3.6	13	2	
358...	49	12	2	1	1	2	7	4000	4.9	4	11	4	
360...	10	5	4	3	1	1	2	1	3	1	
362...	53	14	6	6	...	7	1	5	1	9	6000	4.9	5	...	4.6	14	2
363...	45	11	2	2	...	6	1	5	...	5	6500	5.4	6	28	3.7	11	4
364...	1	1
365...	48	16	7	2	5	9	1	7	1	5	4500	4.6	8	59	3.1	13	4
366...	11	4
367...	51	16	10	10	...	6	4	2	...	13	4500	4.8	2	3
368...	29	12	6	6	...	5	1	4	...	8	4500	4.9	3
369...	45	14	6	6	...	5	5	5	6500	5.6	8	32	5.1	...	1
370...	40	11	7	7	...	3	3	10	5000	5.1	1	1
371...	46	14	7	7	...	7	6	1	...	9	5000	5.6	4	3
372...	41	12	2	2	...	10	3	7	...	8	3500	4.6	4	2
373...	64	15	1	1	...	13	8	5	...	8	4000	6.1	6	32	5.0	...	3
374...	37	16	7	6	1	4	1	2	1	11	4000	5.0	1
375...	39	13	6	5	1	4	4	7	3500	6.1	6	30	4.3	...	1
376...	63	16	11	8	3	3	3	11	5500	5.2	5	32	5.0	...	4
377...	30	7	4	4	...	3	2	1	...	6	5500	4.7	1	2
378...	59	17	9	8	1	7	6	1	...	12	4500	5.0	5	33	4.8	...	1
379...	29	7	5	5	...	2	1	1	...	4	4500	4.8	2	1
380...	40	10	9	6	3	1	1	5	5500	5.1	1	3
381...	152	45	29	23	6	13	4	8	1	33	5500	5.4	10	28	4.7	...	5
382...	52	15	9	9	...	6	5	1	...	8	5500	5.3	6	37	4.8	...	2
383...	96	20	3	2	1	17	9	4	4	15	3500	4.9	5	30	4.6	...	8
384...	11	3
385...	40	10	6	6	...	4	2	2	...	6	3500	4.8	3	2
386...	50	15	7	4	3	5	3	2	...	5	6500	5.6	10	37	4.1
387...	42	12	7	7	...	5	4	1	...	10	6000	4.9	2	2
388...	9	2	1
390...	7	5	4	4	2	1	1
391...	30	8	5	4	1	3	3	3	5	...	4.8	...	4
392...	111	30	29	27	2	1	1	17	6000	5.2	13	40	4.8
393...	61	18	17	16	1	1	1	13	6000	4.6	5	36	4.4	...	3
394...	30	7	5	5	...	2	2	4	3	1
395...	69	19	14	14	...	5	5	16	4500	4.4	2	3

U.S. CENSUS OF HOUSING: 1960

Series HC(3)-302

CITY BLOCKS

Washington, N.C.

Prepared under the supervision of
WAYNE F. DAUGHERTY, Chief
Housing Division




U.S. DEPARTMENT OF COMMERCE

Luther H. Hodges, Secretary

BUREAU OF THE CENSUS

Richard M. Scammon, Director (From May 1, 1961)

Robert W. Burgess, Director (To March 3, 1961)





BUREAU OF THE CENSUS

RICHARD M. SCAMMON, *Director* (From May 1, 1961)

ROBERT W. BURGESS, *Director* (To March 3, 1961)

A. ROSS ECKLER, *Deputy Director*
HOWARD C. GRIEVES, *Assistant Director*
CONRAD TAEUBER, *Assistant Director*
MORRIS H. HANSEN, *Assistant Director for Statistical Standards*
CHARLES B. LAWRENCE, JR., *Assistant Director for Operations*
WALTER L. KEHRES, *Assistant Director for Administration*
CALVERT L. DEDRICK, *Chief, International Statistical Programs Office*
A. W. VON STRUVE, *Acting Public Information Officer*

Housing Division—

WAYNE F. DAUGHERTY, *Chief*
DANIEL B. RATHBUN, *Assistant Chief*
BEULAH WASHABAUGH, *Special Assistant*
MILTON D. LIBBERMAN, *Chief, Coordination and Research*

Decennial Operations Division—GLEN S. TAYLOR, *Chief*
Electronic Systems Division—ROBERT F. DRURY, *Chief*
Field Division—JEFFERSON D. MCPHKE, *Chief*
Geography Division—WILLIAM T. FAY, *Chief*
Population Division—HOWARD G. BRUNSMAN, *Chief*
Statistical Methods Division—JOSEPH STEINBERG, *Chief*

Library of Congress Card Number: A61-9347

SUGGESTED CITATION

U.S. Bureau of the Census. *U.S. Census of Housing: 1960. Vol. III, City Blocks.*
Series HC(3), No. 302.
U.S. Government Printing Office, Washington, D.C., 1961.

For sale by the Superintendent of Documents, U.S. Government Printing Office, Washington 25, D.C.
or any of the Field Offices of the Department of Commerce — Price 20 cents.

City Block Characteristics

Table 2.—CHARACTERISTICS OF HOUSING UNITS, BY BLOCKS: 1960—Con.

["Total population" contains no persons in group quarters unless preceded by asterisk; one asterisk (*) denotes less than 10 percent; two asterisks (**), 10 percent or more]

Blocks	Total population	All housing units by condition and plumbing								Occupied housing units								
		Sound				Deteriorating				Owner occupied			Renter occupied			Occupied by non-white	1.01 or more persons per room	
		Total	With all plumbing facilities	Lacking some or all facilities	Dilapidated	Total	With all plumbing facilities	Lacking some or all facilities	Total	Average value (dollars)	Average number of rooms	Total	Average contract rent (dollars)	Average number of rooms				
					With flush toilet	No flush toilet												
62...	10	4
63...	23	8
64...	43	12	12	10	2
65...	32	9	9	9
66...	95	24	22	8	14	2
67...	24	6	6	6
68...	55	14	14	11	3
70...	36	15	11	6	5	4
71...	22	7	5	3	2	2
72...	46	16	16	8	8
73...	76	21	21	16	5
74...	21	6	5	5
75...	29	10	10	7	3
76...	41	11	9	9
77...	59	16	10	10
78...	32	13	10	9	1	3	2	1
79...	27	10	4	4
80...	21	7	7	7
81...	42	13	9	9
82...	55	18	12	9	3	6	6
83...	28	9	9	9
84...	27	8	8	8
85...	44	17	14	12	2	3	2	1
86...	22	9	5	5
88...	60	19	7	3	4	5
89...	133	46	17	13	4	21	2	19
90...	68	23	18	14	4	5	3	2
91...	50	17	13	5	8	1
92...	50	15	8	5	3	6	2	4
93...	52	11	5	5
94...	85	23	12	9	3	10	2	8
95...	*57	13	4	2	2	9	2	7
96...	49	13	5	4	1	8	2	6
97...	33	11	6	4	2	5
98...	70	25	4	3	1	17	1	14	2	4	5	9000	7.8	17	23	4.4	21	4
99...	100	27	2	2	...	20	3	16	1	5	7	5000	5.3	15	18	4.5	22	6
100...	54	16	3	1	1	6
101...	44	14	9	8	1	5
102...	68	22	9	6	3	13	1	12
103...	49	10	9	...	3	1
104...	45	14	6	1	5	7	2	5
105...	85	27	8	2	6	19
106...	69	23	11	2	9	10	1	17	2
107...	131	26	4	...	4	21
108...	79	17	6	3	4	11
109...	56	9	3	2	...	5	1	4
110...	62	16	9	4	...	6
111...	21	8	5	4	1
112...	27	9	9	9
113...	13	3
116...	13	4
117...	18	5	5	5
118...	29	7	5	5
119...	9	2
122...	...	1
123...	14	4
126...	16	6	4	4
127...	45	16	4	4
128...	69	12
129...	8	2
130...	44	12	11	1	9	1	1	3	9	24	4.1	8	3
131...	36	9	3	...	3	7	21	5.0	7	4
132...	190	46	12	1	11	33	...	33	35	23	3.8	43	15
133...	112	30	8	5	3	21	...	21	20	21	4.3	18	9
134...	37	16	10	5	5	11	23	4.1	11	1
135...	119	30	4	...	4	23	1	22	21	23	4.7	24	10
136...	18	4
137...	50	16	16	2	14	13	22	3.9	14	4
138...	49	16	6	3	3	9	1	8	11	19	5.5	8	2
139...	64	20	3	1	2	16	...	16	15	21	5.5	19	3
140...	90	29	7	...	7	19	...	17	2	3	9	4500	6.6	18	22	4.7	27	5
141...	*85	23	4	3	1	19	2	17	15	26	4.5	21	4
142...	108	36	13	3	10	23	1	22	24	24	4.0	32	5
143...	86	24	4	3	1	2	2	6	22	39	4.8	19	7
144...	143	50	6	4	2	21	3	18	28	22	4.0	41	9
145...	45	10	3	2	1	3	...	2	1	4	2	8	62	4.9	8	4
146...	47	21	7	6	1	7	3	4	16	30	4.5	10	2
147...	76	41	7	4	3	4	3	1	29	19	4.1	29	4
148...	89	33	24	18	6	9	2	7	18	32	4.6	...	5
149...	41	15	14	11	3	1	1	5	...	3.6
150...	107	35	34	30	4	1	...	1	13	32	5.8	...	2
151...	38	12	9	9	...	3	3	6	31	5.5	...	1
152...	29	8	7	4	3	1	...	1	5	29	4.6	...	2
153...	62	22	11	4	7	10	1	9	15	19	4.2	14	3
154...	52	23	14	6	8	5	...	5	16	23	4.2	13	2
155...	22	6	4	4	...	2	2	2
156...	46	11	1	...	1	4	...	4	8	20	4.6	8	3

Table 2.—CHARACTERISTICS OF HOUSING UNITS, BY BLOCKS: 1960—Con.

["Total population" contains no persons in group quarters unless preceded by asterisk; one asterisk (*) denotes less than 10 percent; two asterisks (**), 10 percent or more]

Blocks	Total population	All housing units by condition and plumbing								Occupied housing units							
		Total	Sound			Deteriorating			Dilapidated	Owner occupied			Renter occupied			Occupied by non-white	1.01 or more persons per room
			Total	With all plumbing facilities	Lacking some or all facilities	Total	With all plumbing facilities	Lacking some or all facilities		Total	Average value (dollars)	Average number of rooms	Total	Average contract rent (dollars)	Average number of rooms		
157...	31	11	10	10	5	...	6.0	6	38	4.2
158...	51	15	12	12	...	3	1	5	7000	6.0	8	50	4.8	...	1
159...	47	17	17	16	1	10	6500	6.0	6	41	4.5	...	1
160...	39	12	12	12	11	12000	5.7	1	1
161...	54	15	12	12	...	3	3	8	8000	4.5	7	49	5.0	...	2
162...	33	12	10	10	...	2	1	1	...	6	10000	5.0	3	1
164...	7	2
165...	59	15	14	4	10	1	...	1	...	3	11	88	4.4	...	4
166...	34	8	6	4	2	2	...	1	1	8	40	4.1	...	4
167...	17	5	4	3	1	1	1	3	2	2
168...	47	13	13	13	11	10000	6.1	2	1
169...	17	6	6	6	3	2
170...	25	15	14	12	2	1	9	8000	6.9	4
171...	39	14	14	14	10	9000	5.8	4
172...	3	1
173...	29	9	2	2	...	7	1	6	...	4	5	...	4.8	...	1
174...	20	7	5	5	...	2	...	2	...	2	4	1
175...	36	22	21	16	5	1	...	1	...	7	...	7.3	10	33	3.5	...	1
176...	56	25	25	24	1	12	8000	7.2	12	31	4.3	...	1
177...	59	22	14	5	9	7	...	7	...	6	7500	5.8	14	26	4.4	10	4
178...	102	37	21	9	12	16	...	16	...	4	26	23	4.4	12	3
179...	57	27	27	27	15	9000	7.3	9	41	4.9	...	1
180...	48	26	25	25	...	1	1	11	7000	6.6	12	40	3.5	...	1
181...	63	28	18	15	3	10	1	9	...	11	7000	6.3	12	26	5.2	...	1
182...	110	47	33	29	4	13	8	5	...	15	6000	5.9	26	34	4.5	...	3
183...	83	42	39	34	5	3	3	14	9500	6.6	24	40	3.7	...	1
184...	51	27	20	18	2	7	6	1	...	9	10000	8.4	17	51	4.1
185...	35	15	11	8	3	3	3	5	12000	7.4	9	38	4.4
186...	27	21	15	4	11	3	...	3	...	2	16	29	2.4	1	1
187...	7	6	2	2	2	4
189...	37	11	2	2	...	6	...	6	...	3	10	22	5.0	4	...
190...	87	31	11	5	6	15	7	8	...	8	5000	6.5	22	32	4.1	7	2
191...	16	8	7	5	2	1	...	1	...	1	5	...	4.6
192...	29	14	13	13	6	8500	8.3	6	42	5.0
193...	27	11	8	3	5	3	1	2	10	21	3.7	7	2
194...	38	16	11	8	3	5	...	5	...	3	10	32	4.8	5	...
195...	25	13	13	13	9	12500	8.1	2
196...	44	22	21	21	...	1	...	1	...	7	8000	7.6	8	42	5.4	...	1
197...	35	12	10	6	4	2	2	5	4500	6.0	5	104	4.8	...	1
198...	55	20	20	20	7	8000	6.6	10	37	5.1	...	3
199...	49	16	16	16	9	15500	8.7	7	58	5.9
200...	92	39	32	32	...	7	4	3	...	22	11500	7.0	13	34	4.2	...	2
201...	44	14	8	6	2	5	1	4	...	3	8	31	7.1	...	1
202...	45	18	9	9	...	9	6	3	...	5	...	6.6	9	35	5.4	...	1
204...	14	4
205...	49	21	21	21	16	15000	8.1	5	...	5.0
206...	8	6	5	5	...	1	1	3	2
207...	7	6	6	4	2	5	...	5.4
208...	5	2
209...	4	2
210...	5	1
211...	**13	4
215...	20	7	...	5	1	1	1	3	2
216...	50	24	23	23	...	1	1	14	10000	6.9	6	46	4.5
217...	42	21	21	21	12	7000	6.6	8	41	4.4
218...	44	17	16	16	...	1	1	12	5500	6.4	4
219...	94	38	37	33	4	1	1	19	8500	6.9	15	72	4.3	...	1
221...	32	8	7	7	7	8000	4.4	1	1
222...	27	7	6	7500	4.5	1	1
223...	11	3
224...	18	4
225...	23	7	6	6	4	3

U.S. CENSUS OF HOUSING: 1960

Series HC(3)-303

CITY BLOCKS

Wilmington, N.C.

Prepared under the supervision of
WAYNE F. DAUGHERTY, Chief
Housing Division




U.S. DEPARTMENT OF COMMERCE

Luther H. Hodges, Secretary

BUREAU OF THE CENSUS

Richard M. Scammon, Director (From May 1, 1961)

Robert W. Burgess, Director (To March 3, 1961)





BUREAU OF THE CENSUS

RICHARD M. SCAMMON, *Director* (From May 1, 1961)

ROBERT W. BURGESS, *Director* (To March 3, 1961)

A. ROSS ECKLER, *Deputy Director*
HOWARD C. GRIEVES, *Assistant Director*
CONRAD TAEUBER, *Assistant Director*
MORRIS H. HANSEN, *Assistant Director for Statistical Standards*
CHARLES B. LAWRENCE, JR., *Assistant Director for Operations*
WALTER L. KEHRES, *Assistant Director for Administration*
CALVERT L. DEDRICK, *Chief, International Statistical Programs Office*
A. W. VON STRÜVE, *Acting Public Information Officer*

Housing Division—

WAYNE F. DAUGHERTY, *Chief*
DANIEL B. RATHBUN, *Assistant Chief*
BEULAH WASHBAUGH, *Special Assistant*
MILTON D. LIEBERMAN, *Chief, Coordination and Research*

Decennial Operations Division—GLEN S. TAYLOR, *Chief*
Electronic Systems Division—ROBERT F. DRURY, *Chief*
Field Division—JEFFERSON D. McPIKE, *Chief*
Geography Division—WILLIAM T. FAY, *Chief*
Population Division—HOWARD G. BRUNSMAN, *Chief*
Statistical Methods Division—JOSEPH STEINBERG, *Chief*

Library of Congress Card Number: A61-9347

SUGGESTED CITATION

U.S. Bureau of the Census. *U.S. Census of Housing: 1960. Vol. III, City Blocks.*
Series HC(3), No. 303.
U.S. Government Printing Office, Washington, D.C., 1961.

For sale by the Superintendent of Documents, U.S. Government Printing Office, Washington 25, D.C.
or any of the Field Offices of the Department of Commerce — Price 25.cents.

Table 1.—CHARACTERISTICS OF HOUSING UNITS, FOR THE CITY: 1960

Subject	Number	Percent	Subject	Number	Percent
All housing units	14,158	100.0	Occupied housing units—Con.		
CONDITION AND PLUMBING			COLOR		
Sound	9,976	70.5	White	8,651	66.0
With all plumbing facilities	9,533	67.3	Nonwhite	4,460	34.0
Lacking some or all facilities	443	3.1	PERSONS PER ROOM		
Deteriorating	3,085	21.8	1.00 or less	11,440	87.3
With all plumbing facilities	1,805	12.7	1.01 or more	1,671	12.7
Lacking some or all facilities	1,280	9.0	AVERAGE NUMBER OF ROOMS		
With flush toilet	1,264	8.9	Owner occupied	5.7	...
No flush toilet	16	0.1	Renter occupied	4.3	...
Dilapidated	1,097	7.7	VALUE AND RENT		
Occupied housing units	13,111	100.0	Average value	9,300	...
TENURE			Average contract rent	42	...
Owner occupied	6,622	50.5			
Renter occupied	6,489	49.5			

NOTE.—On the map for Wilmington approximately 650 blocks are identified.

Table 2.—CHARACTERISTICS OF HOUSING UNITS, BY BLOCKS: 1960

["Total population" contains no persons in group quarters unless preceded by asterisk; one asterisk (*) denotes less than 10 percent; two asterisks (**), 10 percent or more]

Blocks within block numbering areas	Total population	All housing units by condition and plumbing									Occupied housing units							
		Total	Sound			Deteriorating			Dilapidated	Owner occupied			Renter occupied			Occupied by non-white	1.01 or more persons per room	
			Total	With all plumbing facilities	Lacking some or all facilities	Total	With all plumbing facilities	Lacking some or all facilities		Total	Average value (dollars)	Average number of rooms	Total	Average contract rent (dollars)	Average number of rooms			
A.....	*12684	4072	2478	2300	178	1166	452	703	11	428	1754	8500	6.0	2037	39	4.2	2132	544
1....	37	9	2	2	...	7	1	6	9	...	4.3	4	2	2
2....	34	8	4	1	3	...	4	7	...	4.4	8	2	6
3....	71	20	5	2	3	...	15	5	6000	5.2	14	27	3.9	19	6
8....	43	12	4	2	2	3	1	2	...	5	7	3500	5.0	5	33	4.0	12	2
9....	43	12	4	...	4	...	8	3	9	25	3.7	12	3
10....	16	3
11....	32	11	3	2	1	5	3	2	...	3	6	3500	5.5	4	10	3
12....	36	8	4	1	3	...	4	2	6	30	4.3	8	3
13....	23	13	10	1	9	...	3	1	11	24	3.3	12	...
14....	36	12	1	1	...	5	1	4	...	6	9	3500	5.0	2	11	3
15....	33	9	3	3	...	2	2	4	8	3500	5.5	1	9	2
16....	11	3
17....	9	2
18....	24	9	1	1	...	6	4	2	...	2	4	1	5	1
19....	144	36	11	10	1	18	3	15	...	7	11	3500	3.8	24	28	4.0	35	12
20....	65	18	2	8	...	8	...	8	3	14	26	3.5	17	5
21....	28	10	5	...	5	...	5	2	7	31	4.1	9	2
22....	50	18	2	2	...	3	...	3	...	13	4	14	29	3.5	18	3
23....	62	15	6	1	5	...	9	1	13	30	4.0	14	5
24....	46	16	10	1	9	...	6	6	5000	4.5	9	23	3.9	15	2
25....	35	14	3	1	2	6	...	6	...	5	9	3500	4.3	4	13	2
26....	872	246	246	246	245	29	3.7	245	67
27....	19	9	5	4	1	4	1	5	28	3.4	6	2
28....	104	37	23	20	3	11	8	3	...	3	12	9500	7.9	19	31	4.9	5	2
29....	29	9	4	1	3	1	...	1	...	4	2	7	30	4.9	9	1
30....	22	7	3	1	2	1	...	1	...	3	1	6	30	4.3	7	...
31....	83	29	4	4	...	18	5	13	...	7	5	3500	5.2	23	31	4.0	28	2
32....	60	17	6	5	1	7	4	3	...	4	12	5000	5.3	4	15	4
33....	54	20	2	2	...	13	4	9	...	5	6	4000	4.8	11	28	4.4	16	3
34....	60	16	3	2	1	6	4	2	...	7	6	3500	4.5	10	24	3.3	16	6
35....	49	16	2	1	1	10	...	10	...	4	1	13	27	4.5	14	2
36....	36	9	...	3	2	1	...	1	...	3	5	7500	5.6	4	9	3
37....	44	17	2	2	...	8	2	6	...	7	2	14	34	3.5	16	4
38....	37	10	4	4	...	6	2	4	...	3	3	7	35	4.7	10	1
39....	37	7	2	2	...	4	1	3	...	1	6	4500	5.0	1	7	4
40....	100	26	12	12	...	12	4	8	...	2	17	5000	5.4	8	31	4.1	25	5
41....	65	20	7	6	1	12	4	8	...	1	10	5000	5.4	9	41	4.2	19	3
42....	75	23	8	6	2	12	7	5	...	3	4	19	35	4.0	23	5
43....	29	8	5	3	2	1	1	2	4	3	7	...
44....	109	34	11	10	1	15	4	11	...	8	15	5000	6.4	18	28	3.9	33	5
45....	101	24	4	3	1	15	6	9	...	5	10	4000	5.8	13	34	5.3	22	5
46....	5	1
47....	31	10	5	4	1	5	2	5	30	4.8	7	2
48....	38	11	2	1	1	8	...	8	...	1	5	5500	4.8	6	33	4.8	11	1
49....	141	38	6	4	1	5	...	5	...	27	4	33	35	4.0	36	10
50....	100	24	4	3	1	12	5	7	...	8	4	17	34	5.5	15	7
51....	105	37	11	9	2	25	7	18	...	1	11	4000	5.3	19	34	4.6	28	5
52....	118	31	16	14	2	9	3	5	...	6	15	5000	6.4	15	34	4.5	30	8
54....	73	16	2	1	1	14	9	5	...	5	10	30	4.2	14	4
55....	115	38	3	3	...	33	11	22	...	2	20	5000	4.9	16	31	3.8	36	8
56....	159	48	1	...	1	47	13	34	14	5000	5.3	34	25	3.0	48	16

City Block Characteristics

Table 2.—CHARACTERISTICS OF HOUSING UNITS, BY BLOCKS: 1960—Con.

["Total population" contains no persons in group quarters unless preceded by asterisk: one asterisk (*) denotes less than 10 percent; two asterisks (**), 10 percent or more]

Blocks within block numbering areas	Total population	All housing units by condition and plumbing									Occupied housing units								
		Total	Sound			Deteriorating			Dilapidated	Owner occupied			Renter occupied			Occupied by non-white	1.01 or more persons per room		
			Total	With all plumbing facilities	Lacking some or all facilities	Total	With all plumbing facilities	Lacking some or all facilities		Total	Average value (dollars)	Average number of rooms	Total	Average contract rent (dollars)	Average number of rooms				
57...	148	31	1	1	...	30	11	19	...	12	3500	5.8	18	26	3.8	30	16		
58...	39	13	2	2	...	7	3	4	...	4	4000	4.6	7	...	4.6	11	1		
60...	91	28	28	28	21	8000	5.8	7	68	5.3		
61...	61	16	16	16	14	8500	5.6	2		
62...	11	3		
63...	53	16	16	16	11	8500	6.0	5	...	4.0		
64...	34	10	10	10	10	14500	5.5		
65...	69	21	18	16	2	2	2	2	...	18	13500	5.7	3		
66...	55	17	17	17	14	15000	6.2	2		
67...	54	15	15	15	15	13500	6.2		
69...	51	14	14	14	11	13500	5.8	3	1		
70...	58	16	16	16	16	15000	5.7		
71...	52	19	19	19	19	13000	5.6		
72...	100	28	28	28	23	8500	6.0	5	74	6.0		
73...	119	32	32	31	1	26	9000	6.4	6	...	4.3	...	1		
74...	83	29	29	29	23	10000	5.7	5	...	5.2		
76...	31	9	9	8	1	7	9000	5.3	2	1		
77...	75	22	21	21	...	1	1	21	8000	5.2	1	1		
79...	16	4		
80...	41	11	1	1	...	9	4	5	...	7	4000	4.0	4	11	4		
81...	82	23	6	6	...	14	12	2	...	3	11	5000	6.0	12	31	5.2	23	2	
82...	30	8	1	1	...	3	1	2	...	4	4	...	4	8	2		
83...	9	3		
84...	60	20	3	2	1	16	6	10	...	1	5	5000	5.0	14	27	4.1	19	4	
85...	138	31	6	6	...	25	9	16	...	17	6500	5.1	14	33	4.1	31	9		
86...	93	25	3	1	2	22	7	15	...	8	5500	5.0	17	25	4.2	25	7		
87...	147	35	9	8	1	24	4	20	...	2	13	4000	5.5	21	28	5.1	34	10	
88...	139	41	6	6	...	35	7	24	4	12	4000	5.3	28	24	3.1	40	14		
89...	90	27	6	6	...	18	7	11	...	3	15	4000	6.1	11	38	4.4	26	3	
90...	*170	40	15	10	5	19	1	18	...	6	14	4500	6.4	23	32	5.1	37	9	
91...	147	41	10	5	5	29	3	26	...	2	7	5000	6.7	34	29	4.1	41	10	
92...	**98	25	11	8	3	12	9	3	...	2	14	3500	5.9	10	34	5.6	23	3	
93...	30	10	2	1	1	1	...	1	...	7	1	...	8	95	6.3	7	1	...	
94...	84	18	4	2	2	12	2	9	1	2	2	...	16	36	5.1	18	5	...	
95...	41	20	18	1	17	...	2	17	30	3.6	17	2	...	
96...	101	29	3	3	...	8	3	5	...	4	25	28	4.4	28	6	...	
97...	20	7	2	...	2	5	2	...	4	6	1	...	
99...	16	4	
100...	11	5	
101...	85	25	9	8	1	13	1	12	...	3	13	4500	5.8	9	31	5.2	22	6	
102...	56	18	8	3	5	8	1	7	...	2	10	3500	4.7	9	68	4.1	17	4	
103...	81	28	8	8	10	10	6	4	18	5000	5.7	9	27	3.3	27	3	
104...	67	24	16	14	2	8	2	6	14	9000	5.9	7	...	4.9	21	2	
105...	59	19	11	10	1	8	3	5	9	6500	5.1	8	34	5.9	17	2	
106...	71	16	2	2	...	11	2	9	...	3	6	3500	5.0	10	27	4.0	16	6	
107...	20	10	4	4	...	1	1	9	10000	6.3	1		
108...	25	5	4	4	...	1	1	4	1	2	...	
109...	42	11	2	2	...	3	1	2	...	6	4	...	6	33	5.2	10	1	...	
110...	85	23	9	8	1	13	4	9	...	1	10	3500	4.9	11	30	4.6	21	4	
111...	64	23	16	13	3	6	2	4	...	1	12	8500	5.3	9	28	4.1	21	2	
112...	91	27	17	14	3	10	5	5	13	5500	6.5	14	32	5.0	27	4	
113...	74	26	11	10	1	14	4	10	...	1	12	3500	6.3	12	30	4.8	24	...	
114...	110	40	21	17	4	14	6	8	...	5	16	4000	6.6	21	31	4.0	37	7	
115...	45	19	16	13	3	2	...	2	...	1	9	8000	7.4	10	40	7.1	19	...	
116...	...	1	
117...	66	23	13	13	...	10	2	7	...	7	5500	6.4	12	32	4.8	10	3	...	
118...	11	4	
119...	7	6	6	1	5	4	
121...	24	20	20	12	8	20	91	1.1	2	3	...	
122...	72	41	1	1	...	40	15	24	1	...	4	...	30	34	2.7	...	2	...	
123...	44	15	8	8	...	7	6	1	4	...	8	42	3.9	...	4	...	
124...	49	23	11	3	8	12	10	2	3	...	13	44	4.5	...	1	...	
125...	71	41	35	29	6	5	5	1	13	8000	6.7	21	44	4.0	...	1	...
126...	65	28	16	13	3	8	4	4	...	4	3	...	20	31	4.9	2	1	...	
127...	*127	49	26	24	2	8	3	5	...	15	5	...	33	29	3.5	7	12	...	
128...	82	30	26	26	4	10	6000	6.2	18	41	4.7	8	2	...
129...	82	28	27	24	3	1	...	1	...	15	8500	6.3	13	41	4.7	11	1	...	
130...	80	29	20	18	2	1	1	8	9	6500	6.9	13	32	5.0	19	1	...
131...	81	24	21	21	3	9	6500	7.7	13	42	4.9	21	2	...
132...	91	24	19	17	2	1	1	4	7	5000	6.7	17	33	4.2	24	6	...
133...	**94	27	12	11	1	14	12	1	1	11	6500	5.9	12	34	5.2	23	3	2	...
134...	77	17	17	17	...	10	9	1	10	6000	5.4	17	35	5.1	27	5	...
135...	87	28	10	10	...	13	9	4	...	5	18	4500	5.9	10	35	3.9	28	5	...
136...	98	33	13	11	2	15	10	5	...	5	19	5500	5.6	14	29	4.1	33	4	...
137...	76	27	14	12	2	11	4	7	...	2	10	4500	4.7	14	34	4.4	24	4	...
138...	94	25	16	13	3	7	2	5	...	16	6000	6.0	9	44	4.3	25	5	...	
139...	**74	1
140...	36	12	4	3	1	8	3	5
141...	24	6	2	...	2	3	1	2	...	1	7	5000	5.1	2
142...	25	12	12	12	4	8	70	4.0
143...	25	9	8	8	...	1	1	8	55	4.3	...	1	...	1
144...	19	6	1	1	...	1	1	5	4000	4.2	1	5	2
145...	69	15	2	1	1	4	3	1	...	9	6	4000	5.0	8	29	3.9	14	6	...
146...	43	15	13	13	...	1	1	1	14	7500	6.1	1	4	1	...
147...	65	21	20	20	...	1	1	8	12000	6.9	12	59	6.2	...	1
148...	43	18	17	17	...	1	1	11	11500	6.5	6	57	4.0
149...	32	12	10	10	...	2	1	1	...	7	6500	5.3	3

Table 2.—CHARACTERISTICS OF HOUSING UNITS, BY BLOCKS: 1960—Con.

["Total population" contains no persons in group quarters unless preceded by asterisk: one asterisk (*) denotes less than 10 percent; two asterisks (**), 10 percent or more]

Blocks within block numbering areas	Total population	All housing units by condition and plumbing									Occupied housing units							
		Total	Sound			Deteriorating			Dilapidated	Owner occupied			Renter occupied			Occupied by non-white	1.01 or more persons per room	
			Total	With all plumbing facilities	Lacking some or all facilities	Total	With all plumbing facilities	Lacking some or all facilities		Total	Average value (dollars)	Average number of rooms	Total	Average contract (dollars)	Average number of rooms			
								With flush toilet										No flush toilet
150...	45	14	14	13	1	13	12500	7.3	1	
151...	66	23	21	21	10	13000	6.7	10	82	5.3	
152...	21	10	8	8	7	8000	5.3	2	
153...	55	16	16	16	11	12000	6.1	5	
154...	124	38	38	38	30	13500	6.6	7	80	5.1	
155...	177	56	55	54	1	38	11500	6.1	18	71	4.7	...	1	
156...	153	53	51	51	29	10000	5.6	23	68	4.8	...	1	
157...	96	30	30	30	24	10500	5.7	5	
158...	44	15	15	15	13	11500	5.5	2	1	
159...	70	16	16	16	14	14500	6.1	2	
160...	66	21	16	16	2	12	6500	4.9	8	45	5.0	...	3	
161...	63	20	14	12	2	2	10	7000	5.4	6	42	4.8	...	3	
162...	14	6	6	6	3	3	
163...	42	16	16	16	14	15000	5.7	1	
164...	34	11	11	11	10	14000	5.2	1	1	
165...	56	14	14	14	12	12500	6.0	2	
166...	30	14	14	14	11	13000	7.5	3	
167...	33	13	13	13	9	15000	7.2	3	
168...	30	14	14	14	10	15000	7.8	3	
169...	46	17	17	17	15	13000	7.1	2	
170...	45	18	17	17	15	10500	6.8	2	
171...	53	21	19	19	11	8000	6.2	8	51	4.1	
172...	68	26	26	26	14	7000	6.1	11	52	4.3	
173...	79	23	16	14	2	11	5000	5.7	10	50	4.4	...	5	
174...	66	26	13	12	1	7	4000	6.7	18	31	4.1	...	8	
175...	146	50	37	29	8	2	15	5500	6.0	28	48	5.3	...	28	
176...	48	24	19	14	5	10	5000	6.8	12	30	3.8	...	3	
177...	**82	29	21	20	1	7	8000	6.3	15	40	4.7	...	3	
178...	59	28	13	13	4	14	37	4.0	...	2	
179...	*102	42	39	39	7	6500	5.4	30	53	4.7	...	2	
180...	22	13	11	11	5	5	57	5.4	
181...	2	1	
186...	4	8	4	14	52	3.1	...	1	
190...	**51	18	18	18	12	9500	6.7	19	47	4.4	
191...	64	37	29	29	10	9000	6.8	13	38	4.4	
192...	**58	29	27	27	11	5000	6.5	15	35	3.5	...	4	
193...	77	39	34	26	8	5	5500	6.1	21	56	4.2	...	4	
194...	*105	37	26	24	2	10	6000	6.6	18	51	3.5	...	9	
195...	72	32	31	31	8	8500	5.1	7	44	5.3	...	15	
196...	46	16	
197...	7	4	10	8500	5.9	11	50	4.2	
198...	48	22	20	20	6	13000	8.0	2	
199...	27	8	7	7	14	15500	7.7	
200...	34	15	13	13	7	18000	8.7	3	
201...	25	10	10	10	11	14000	7.0	5	46	4.0	
202...	29	17	17	17	11	15000	9.6	6	73	5.5	
203...	59	17	16	16	7	11000	9.4	4	
204...	34	11	11	11	15	10000	6.5	5	68	5.2	
205...	48	20	20	20	15	12500	6.4	7	74	5.1	
207...	52	23	22	22	
208...	78	28	27	27	21	11000	6.1	6	52	4.5	
209...	63	20	20	20	12	10000	6.2	8	64	4.9	...	2	
210...	39	12	12	12	11	14000	6.4	1	
211...	76	24	24	24	17	12500	5.4	7	57	4.6	...	2	
212...	64	20	20	20	15	13000	5.6	3	
213...	44	17	13	13	7	10500	5.7	8	54	3.8	...	2	
214...	40	14	14	14	10	16000	5.6	2	
B.....	*12240	4443	2988	2825	163	985	711	273	1	470	2213	9000	6.0	1751	45	4.4	968	349
1...	44	19	19	19	9	14500	6.6	9	79	5.3	
2...	19	7	7	7	6	25000	8.7	2	
3...	11	8	8	8	5	23000	7.8	1	
4...	10	5	5	5	3	
5...	26	11	11	11	9	21000	8.0	2	
6...	14	8	8	8	5	
7...	8	3	6	29	4.7	...	2	
8...	35	9	6	...	1	3	
9...	**24	6	5	5	2	4	
10...	41	15	1	1	...	13	13	1	8	45	5.0	...	2	
11...	57	25	2	2	...	16	13	3	...	7	9500	7.4	10	33	4.1	...	3	
12...	28	17	10	10	...	5	5	2	7	53	5.1	
13...	18	9	9	9	1	
14...	**50	26	26	26	6	15500	8.2	14	47	3.0	
15...	5	4	46	56	1.8	...	
16...	53	49	49	20	29	6	20	1.0	
18...	6	9	9	48	3.1	
21...	**40	1	5	5	
22...	18	16	11	11	
24...	117	76	76	76	4	9	16500	7.1	58	55	3.9	...	2	
25...	96	52	52	48	8	12500	7.0	32	60	4.1	...	2	
26...	**70	31	30	30	...	1	1	10	9500	6.9	16	51	4.5	
27...	**54	26	3	3	...	10	9	1	...	5	9500	8.4	8	41	4.1	
28...	20	12	2	2	...	10	10	3	5	49	5.8	...	3	
29...	77	24	6	6	...	7	7	11	6000	6.3	5	49	4.8	...	2	
30...	67	23	12	11	1	...	11	4500	4.3	14	28	4.4	...	3	
31...	13	4	
32...	12	5	2	2	3	3	

City Block Characteristics

Table 2.—CHARACTERISTICS OF HOUSING UNITS, BY BLOCKS: 1960—Con.

["Total population" contains no persons in group quarters unless preceded by asterisk; one asterisk (*) denotes less than 10 percent; two asterisks (**), 10 percent or more]

Blocks within block numbering areas	Total population	All housing units by condition and plumbing								Occupied housing units							
		Total	Sound			Deteriorating			Dilapidated	Owner occupied			Renter occupied				
			Total	With all plumbing facilities	Lacking some or all facilities	Total	With all plumbing facilities	Lacking some or all facilities		Total	Average value (dollars)	Average number of rooms	Total	Average contract rent (dollars)	Average number of rooms	Occupied by non-white	1.01 or more persons per room
						With flush toilet	No flush toilet										
33...	14	5	2	2	...	3	4	1	5	...
34...	27	9	5	3	2	4	2	2	...	4	5	...	4.6	9	1
35...	5	3
36...	7	4
37...	8	4
38...	6	4
39...	2	1
40...	6	3
41...	10	5	3	3	...	2	2	4
42...	50	22	20	20	...	2	...	2	...	9	6500	5.4	10	49	5.5	1	1
43...	40	19	18	17	1	1	1	11	9500	6.1	7	53	4.9
44...	43	13	13	13	9	8500	7.2	4	1
45...	52	20	20	20	12	6000	5.5	6	53	6.8
46...	59	19	19	18	1	11	5500	5.6	8	53	5.0	...	1
47...	41	15	15	15	9	6000	5.8	5	49	5.6
48...	117	41	41	41	28	11000	6.1	12	50	3.7
49...	30	10	10	10	7	15500	6.6	3
50...	34	12	11	11	...	1	1	7	17000	7.4	5	...	5.0	...	1
51...	93	42	41	41	...	1	1	32	18000	7.6	7	63	4.1
52...	61	26	24	24	...	2	2	20	22000	7.7	5	...	6.8
53...	204	68	63	62	1	2	2	...	3	55	24000	6.9	11	80	4.9	...	1
54...	27	10	5	5	...	4	2	2	...	9	7500	5.3	4	1	...
55...	101	27	13	12	1	7	4	3	...	13	5500	5.2	13	35	4.6	4	4
56...	184	59	43	43	...	14	12	2	...	42	17500	6.3	13	53	5.5	1	1
57...	92	28	28	28	28	20000	6.7
58...	69	19	19	19	17	31000	7.5	1
59...	129	44	43	43	...	1	1	35	23000	7.7	8	59	3.9
60...	33	14	14	14	11	13500	6.4	3
61...	41	14	13	13	...	1	1	9	13000	6.9	4
62...	60	23	23	23	15	5000	5.8	7	56	4.9
63...	99	37	37	34	3	20	5500	5.8	13	50	4.5	...	2
64...	99	42	32	31	1	10	7	3	...	23	7500	6.2	16	44	4.0	...	2
65...	60	24	21	21	...	3	3	10	7000	5.4	11	48	5.2	...	1
66...	60	25	22	22	...	3	3	14	5500	5.6	9	43	5.3
67...	47	17	12	10	2	5	5	10	7000	5.2	7	47	4.6	7	...
68...	89	26	9	9	...	13	8	...	4	12	3500	5.6	12	29	4.9	18	5
69...	87	30	12	12	...	18	13	5	...	24	5500	5.2	5	...	5.0	29	1
70...	45	16	4	4	...	8	5	3	...	3	10	30	4.4	13	2
71...	57	19	3	3	...	13	5	8	...	6	3500	4.5	12	28	4.3	18	4
72...	62	17	5	5	...	5	4	1	...	8	6000	5.1	9	29	4.8	17	3
73...	53	15	7	7	...	5	3	2	...	11	5500	5.4	4	15	2
74...	75	23	4	4	...	5	5	13	4500	4.9	7	34	5.1	20	3
75...	82	23	1	1	...	10	7	2	...	12	6500	6.5	15	30	4.5	21	5
76...	112	30	4	4	...	10	9	3	...	16	3500	5.8	17	35	4.2	24	6
77...	85	26	2	2	...	9	9	15	4500	5.8	14	36	4.8	16	4
78...	105	37	13	13	...	3	3	21	6500	5.9	13	36	4.2	14	5
79...	**87	35	34	34	...	1	1	7	7500	6.3	20	40	4.3	...	3
80...	*134	52	52	52	14	13000	6.2	35	50	4.5	...	3
81...	65	36	36	36	8	12500	6.8	22	52	4.6
82...	28	17	17	14	3	6	...	6.3	9	53	3.3	...	1
83...	**30	9	7	7	...	2	2	2	7	34	1.7	...	2
84...	14	4	4	4	...	1	1	2	2
85...	16	4
86...	1
88...	1	1
89...	10	2
90...	6	2
91...	89	46	21	21	...	25	11	14	...	3	31	40	3.5	...	6
92...	35	12	9	5	4	3	3	2	8	35	4.5	...	2
93...	73	54	38	28	10	11	4	7	...	5	8000	6.6	20	59	3.7	3	6
94...	**86	24	21	19	2	3	2	1	...	6	7000	8.3	13	42	3.2	1	1
95...	*73	23	22	21	1	1	1	5	11500	9.0	12	57	4.1	1	3
96...	44	24	24	24	5	11500	8.8	12	54	5.8	...	1
97...	55	27	19	19	...	4	4	11	5000	5.8	11	41	4.5	3	2
98...	85	30	6	6	...	10	8	2	...	17	6000	6.1	13	21	3.8	28	2
99...	*134	41	11	7	4	...	30	6500	7.8	27	35	4.4	21	4
100...	26	7	1	1	6	3	7	2
101...	55	16	1	1	...	3	2	1	...	12	3500	5.2	5	33	4.8	15	3
102...	44	13	1	1	...	2	1	1	...	10	3500	5.3	4	12	2
103...	36	12	10	10	...	2	2	9	6500	5.0	2	11	2
104...	29	13	7	7	...	6	4	2	...	9	7000	5.0	2	11	1
105...	68	25	14	11	3	7	4	3	...	18	6500	5.5	7	24	2
106...	53	13	6	6	...	7	6	1	...	11	4500	6.0	2	13	3
107...	43	13	2	1	1	11	4	7	...	8	4500	4.8	5	...	5.6	13	2
108...	34	13	11	11	...	2	1	5	13500	6.6	4	7	2
109...	64	22	19	17	2	3	3	13	6500	5.8	9	49	5.0	1	1
110...	50	25	25	23	2	16	6000	5.6	7	41	5.0
111...	124	51	45	41	4	6	6	33	7000	5.8	17	48	4.4	...	1
112...	43	16	16	15	1	14	9500	6.4	2
113...	29	11	11	11	7	8500	6.6	4
114...	48	17	17	17	9	8000	7.0	8	66	5.6
115...	13	9	8	8	...	1	1	5	4000	5.4	2
116...	48	19	19	19	9	4500	5.4	9	49	5.2	...	1
117...	45	18	18	18	15	5500	5.4	3
118...	56	21	21	21	18	5500	5.4	2
119...	51	18	18	18	6	3500	5.7	10	51	4.5
120...	35	15	15	15	15	12500	5.9

Table 2.—CHARACTERISTICS OF HOUSING UNITS, BY BLOCKS: 1960—Con.

["Total population" contains no persons in group quarters unless preceded by asterisk: one asterisk (*) denotes less than 10 percent; two asterisks (**), 10 percent or more]

Blocks within block numbering areas	Total population	All housing units by condition and plumbing								Occupied housing units								
		Sound				Deteriorating				Dilapidated	Owner occupied			Renter occupied			Occupied by non-white	1.01 or more persons per room
		Total	With all plumbing facilities	Lacking some or all facilities	Total	With all plumbing facilities	Lacking some or all facilities		Total		Average value (dollars)	Average number of rooms	Total	Average contract rent (dollars)	Average number of rooms			
							With flush toilet	No flush toilet										
121...	61	22	22	22	16	13500	6.6	6	69	4.3	
122...	84	30	28	28	21	17500	7.3	7	52	4.3	
123...	245	76	65	62	3	8	7	1	...	46	7500	4.9	28	43	4.4	...	10	
124...	42	16	16	16	9	4500	5.3	7	46	4.7	
125...	60	19	19	19	15	4500	5.7	3	
126...	77	28	28	27	1	21	8500	6.3	7	68	5.9	
127...	40	11	11	11	9	7500	6.0	2	
128...	32	14	14	14	11	7000	5.5	2	
129...	58	19	19	19	13	8000	6.5	5	...	6.0	
130...	67	25	16	16	12	6500	5.7	10	46	4.7	3	1	
131...	37	13	5	5	...	6	5	1	...	11	6000	5.5	1	12	...	
132...	42	11	3	3	...	6	6	1	...	4	7	30	4.0	11	...	
133...	46	14	8	8	...	6	5	3	...	10	5000	5.3	4	14	4	
134...	**88	16	6	4	2	5	2	3	...	9	3500	5.7	7	23	3.6	16	2	
135...	52	15	6	6	...	2	1	1	...	6	6500	5.0	7	33	4.0	13	3	
136...	78	21	3	3	7	5500	6.2	9	36	5.1	18	6	
137...	35	12	5	5	...	2	1	1	...	9	7500	6.3	5	35	4.2	12	...	
138...	27	11	6	6	...	2	2	7	6500	5.8	3	11	...	
139...	59	28	23	19	4	5	3	2	...	8	6500	5.7	11	38	5.5	18	2	
140...	89	37	35	34	1	2	1	1	...	15	4500	5.9	13	49	4.6	6	2	
141...	39	19	16	15	1	3	3	4	11	42	3.4	...	3	
142...	74	29	27	25	2	2	2	10	6500	7.3	16	41	3.6	...	3	
143...	79	40	33	30	3	7	4	3	...	8	9500	7.1	22	50	4.3	...	3	
144...	83	52	35	29	6	17	6	11	...	10	9000	7.4	30	44	3.2	...	3	
145...	89	40	38	34	4	2	2	14	6000	7.1	17	47	4.1	1	2	
146...	**108	50	37	37	...	11	6	5	...	12	7000	6.6	28	52	3.8	2	2	
147...	91	32	30	27	3	2	1	1	...	11	8000	6.6	21	45	4.5	1	1	
148...	*128	47	32	30	2	15	11	4	...	11	6500	7.1	22	45	4.1	...	5	
149...	99	35	13	10	3	22	12	10	...	8	7000	6.3	23	41	4.2	12	5	
150...	111	42	7	7	...	32	19	13	...	14	6000	6.1	20	34	4.4	28	4	
151...	44	14	1	1	...	1	1	4	9	27	5.2	13	3	
152...	55	16	1	1	...	2	2	8	4500	6.6	6	32	4.5	14	2	
153...	75	24	11	11	...	12	7	5	...	18	5500	5.4	6	24	3.8	24	2	
154...	32	11	3	3	...	6	6	7	5000	5.6	3	10	1	
155...	23	11	9	9	...	6	6	5	4000	5.8	4	9	...	
156...	24	10	9	9	...	1	1	9	5000	5.1	1	
157...	43	14	12	11	1	2	2	8	6000	5.8	5	48	5.2	
158...	74	25	25	25	14	8000	5.8	9	64	4.8	
159...	62	20	20	19	1	14	8500	6.1	6	57	5.7	
160...	74	27	26	26	...	1	...	1	...	21	9000	6.0	5	51	5.6	
161...	69	30	24	23	1	6	4	2	...	15	7500	5.4	11	44	4.8	...	2	
162...	31	9	9	8	1	7	5000	5.4	2	1	2	
163...	29	8	8	8	3	5	39	4.2	...	10	
164...	77	18	9	9	...	9	8	1	...	18	3500	3.8	4	
165...	77	21	15	15	...	6	5	1	...	18	3500	4.4	3	
166...	51	19	12	10	2	7	6	1	...	15	4500	5.0	4	
167...	48	17	16	15	1	1	1	13	5000	4.8	3	1	
168...	29	9	9	9	3	5	...	4.6	
169...	39	15	13	13	...	2	2	7	5500	5.7	6	55	5.2	...	1	
170...	44	14	14	13	1	11	6500	4.5	2	1	
171...	18	6	2	2	...	4	5	3	...	2	4	1	
172...	54	17	4	4	...	8	1	3	...	12	3500	4.7	4	16	5	
173...	23	7	3	2	1	4	3	1	...	4	2	1	...	
174...	14	5	1	1	...	4	1	3	...	2	3	3	...	
175...	47	20	10	9	1	7	4	3	...	11	4500	4.8	8	34	4.4	19	1	
176...	97	28	5	5	...	10	7	3	...	11	5500	6.4	15	33	5.1	26	5	
177...	96	38	14	9	5	7	3	4	...	9	3500	5.1	24	28	3.5	31	3	
178...	96	33	15	14	1	11	10	1	...	17	4000	5.2	16	37	4.3	12	7	
179...	89	31	22	21	1	8	5	2	...	13	4500	6.3	8	38	4.1	...	3	
180...	78	31	26	23	3	5	6	17	6500	5.8	16	49	4.6	
181...	58	18	13	13	...	2	2	7	4500	6.6	8	30	4.6	...	3	
182...	56	19	14	9	5	4	4	7	4000	5.0	12	43	4.2	...	2	
183...	136	44	42	34	8	2	2	19	4000	6.9	23	43	4.0	...	7	
184...	**59	15	14	10	4	1	1	8	6500	7.6	4	2	
185...	109	24	12	10	2	12	4	8	...	7	3500	6.0	14	39	5.9	...	8	
186...	60	22	16	9	7	6	6	10	4000	6.0	8	32	4.3	...	3	
187...	93	38	7	7	...	28	27	1	...	11	4000	5.9	18	33	4.8	4	3	
188...	65	24	10	10	...	14	13	1	...	11	6500	6.5	12	36	5.2	1	1	
189...	87	41	4	4	...	34	31	3	...	11	5000	5.1	17	36	4.4	1	4	
190...	52	18	8	8	...	10	7	3	...	9	5500	5.8	6	39	4.0	3	2	
191...	96	35	5	5	...	27	18	9	...	3	6500	6.3	20	32	4.9	23	1	
192...	64	27	2	2	...	13	10	3	...	17	5000	5.3	8	28	4.1	25	1	
193...	93	27	1	1	...	3	1	2	...	23	3500	4.3	16	25	4.0	24	9	
194...	96	23	2	2	...	5	4	1	...	9	4500	4.9	8	29	4.8	23	6	
195...	**71	16	1	1	...	5	5	7	4000	4.9	8	33	4.4	15	4	
196...	11	4	
197...	97	26	1	1	...	25	16	9	...	16	4500	5.0	7	32	4.6	23	5	
198...	58	19	4	4	...	15	10	5	...	13	6500	5.3	5	28	4.2	12	2	
199...	70	23	9	8	1	14	9	5	...	12	6500	5.3	9	38	3.8	11	2	
200...	33	12	3	3	...	9	3	6	...	6	4000	5.2	5	...	2.6	...	1	
201...	49	16	7	6	1	7	7	2	...	8	4000	5.3	6	41	5.0	...	1	
202...	61	20	4	4	...	13	10	3	...	16	3500	5.5	3	2	
203...	73	22	4	4	...	16	12	4	...	17	4500	5.1	3	4	
204...	56	12	11	11	1	3500	4.4	5	
205...	61	14	4	4	...	5	4	1	...	12	3500	4.7	2	3	
206...	39	13	11	10	1	...	13	3500	4.1	
207...	66	25	25	25	18	26000	7.3	5	...	6.4	

City Block Characteristics

Table 2.—CHARACTERISTICS OF HOUSING UNITS, BY BLOCKS: 1960—Con.

["Total population" contains no persons in group quarters unless preceded by asterisk; one asterisk (*) denotes less than 10 percent; two asterisks (**), 10 percent or more]

Blocks within block numbering areas	Total population	All housing units by condition and plumbing									Occupied housing units							
		Total	Sound			Deteriorating			Dilapidated	Owner occupied			Renter occupied			Occupied by non-white	1.01 or more persons per room	
			Total	With all plumbing facilities	Lacking some or all facilities	Total	With all plumbing facilities	Lacking some or all facilities		Total	Average value (dollars)	Average number of rooms	Total	Average contract rent (dollars)	Average number of rooms			
																		With flush toilet
208...	97	29	29	29	27	25000	7.1	2	
209...	38	12	12	12	11	35000	9.4	1	
210...	218	63	62	62	...	1	1	49	8500	5.3	12	73	4.6	...	4	
211...	114	30	30	30	27	8500	5.8	3	1	
212...	55	15	15	15	12	8500	5.8	3	1	
213...	29	9	9	9	6	7000	5.8	3	
214...	36	13	13	12	1	12	9000	4.9	1	
C.....	*18649	5643	4510	4408	102	934	642	288	4	199	2655	9500	5.4	2701	43	4.3	1360	778
1...	184	54	22	22	...	32	29	3	43	9000	5.7	9	50	4.9	...	2
2...	6	3
3...	9	4
4...	2	1
5...	52	14	6	6	...	8	8	12	5000	5.0	1	13	3
6...	62	17	10	10	...	5	5	2	13	10000	5.4	2	14	3
7...	**63	19	14	14	...	5	2	3	15	10000	5.5	4	17	...
8...	80	26	21	17	4	5	2	3	14	5000	5.3	11	35	4.4	25	...
9...	62	22	14	13	1	7	2	5	...	1	14	7000	5.9	8	39	4.3	22	4
10...	64	21	11	11	...	10	1	9	12	4500	5.0	7	28	4.7	19	2
11...	108	29	8	8	...	20	8	12	...	1	13	5000	5.6	14	25	3.9	27	8
12...	*133	40	13	12	1	24	11	12	1	3	16	4000	4.6	20	27	4.0	35	9
13...	98	41	16	12	4	15	6	9	...	10	18	5000	5.7	20	58	3.9	38	4
14...	68	29	5	5	...	22	12	10	...	2	9	7000	6.3	15	31	4.8	22	2
15...	106	29	8	7	1	21	13	8	16	4500	5.9	12	35	4.2	1	3
16...	101	29	3	3	...	7	6	1	...	19	10	3500	6.4	14	33	4.4	...	6
17...	68	26	1	1	...	12	11	1	...	13	6	...	6.0	18	33	4.4
18...	55	21	9	7	2	12	8	4	10	4000	5.9	11	31	4.0	13	1
19...	97	26	8	7	1	17	10	7	...	1	11	4000	5.9	12	34	4.8	3	6
20...	66	22	5	4	1	12	2	10	...	5	4	16	27	4.4	...	2
21...	66	16	6	5	1	9	4	5	...	1	6	3500	5.5	10	31	4.6	7	1
22...	28	8	2	2	...	4	3	1	...	2	6	3500	5.7	1	4	1
23...	75	23	7	6	6	...	16	10	3500	4.9	8	34	4.6	5	4
24...	52	22	1	1	...	8	8	13	15	5500	5.6	3	7	1
25...	95	28	4	4	...	24	15	9	13	4000	5.5	13	33	4.8	9	4
26...	105	28	9	9	...	19	9	10	16	4500	5.9	11	28	5.1	27	4
27...	105	28	16	16	...	12	11	1	14	5000	6.1	12	40	5.0	26	5
28...	118	27	4	3	1	13	8	5	...	10	8	5000	6.1	16	29	4.6	24	9
29...	35	9	3	2	1	6	4	2	5	4000	5.2	4	9	3
30...	85	20	12	11	1	8	5	3	11	5500	5.1	8	37	5.6	19	6
31...	42	14	9	8	1	5	1	4	6	4000	5.3	8	33	4.1	14	2
32...	37	14	9	7	2	5	1	4	6	6500	5.7	8	29	3.5	14	3
33...	35	9	5	5	...	4	3	1	6	...	5.3	3	7	2
34...	49	13	11	11	...	2	2	10	9500	5.3	3	13	3
35...	40	10	5	5	...	5	5	8	6500	5.6	2	10	2
37...	37	11	11	11	11	5000	4.7	1
38...	45	14	3	3	...	11	11	13	5000	5.0	1	1
39...	112	31	15	15	...	16	15	1	25	8000	5.8	6	50	4.5	...	6
40...	23	7	7	7	7	21000	7.4
41...	91	27	27	27	23	24000	6.9	4	1
42...	65	16	16	16	14	24000	8.5	2
43...	82	23	23	23	20	28000	7.1	3	1
44...	76	25	25	25	20	21000	6.7	4
45...	39	9	9	9	9	25000	6.8
46...	12	6	6	6	4	1
48...	26	7	7	7	4	3	2
49...	44	13	13	13	12	24000	7.0	1
50...	36	16	16	16	11	19500	6.7	5	72	4.2
51...	2	1
52...	4	2
53...	174	91	91	91	4	85	76	4.2	...	1
54...	38	16	16	16	14	26000	7.1	2
55...	107	35	35	35	30	24000	7.3	5	54	4.4
56...	82	29	29	29	22	25000	8.3	5	87	4.6
57...	62	24	24	24	20	26000	7.5	3
58...	14	3
59...	110	35	34	34	1	28	25000	7.3	7	66	4.6	1	1
60...	33	12	12	12	10	30000	6.9	2
61...	121	40	40	40	34	18000	6.9	4
62...	93	32	32	32	28	18000	6.6	3
63...	36	13	12	12	...	1	1	9	31000	7.7	4
65...	844	215	215	215	1	212	31	4.1	213	58
66...	62	21	18	15	3	2	...	1	13	5000	5.2	6	26	5.0	19	4
67...	65	18	13	9	4	5	1	4	11	4500	5.0	7	36	4.0	18	3
68...	62	23	18	15	3	4	1	3	...	1	13	5500	4.9	8	34	4.9	21	...
69...	1345	249	249	247	2	7	8500	4.9	237	31	4.8	244	121
70...	*83	20	9	9	...	9	5	4	...	2	14	5500	5.5	6	40	5.0	20	4
71...	*112	31	2	2	...	29	16	13	12	4000	5.5	16	36	5.1	28	6
72...	65	21	21	8	13	10	4000	5.7	9	27	4.8	10	2
73...	107	28	1	1	...	11	8	3	...	16	11	3500	5.2	14	53	4.6	13	8
74...	72	20	1	1	...	6	6	13	10	4500	6.1	10	31	4.3	6	2
75...	38	15	1	1	...	14	5	9	4	10	33	3.6	...	1
76...	48	20	2	1	1	17	6	11	9	3500	4.6	8	28	4.5	6	1
77...	60	20	12	10	2	6	3	3	...	2	11	4000	5.9	8	34	5.1	...	2
78...	74	23	11	11	...	10	4	6	...	2	9	3500	5.1	13	33	4.7	...	4
79...	83	34	1	1	...	6	6	2	...	25	14	4000	4.8	16	31	3.9	...	4
80...	63	21	9	7	2	8	7	1	...	4	11	5000	5.1	9	34	4.2	...	2
81...	110	31	27	24	3	4	1	3	22	5500	5.3	8	29	3.8	16	6

Table 2.—CHARACTERISTICS OF HOUSING UNITS, BY BLOCKS: 1960—Con.

["Total population" contains no persons in group quarters unless preceded by asterisk: one asterisk (*) denotes less than 10 percent; two asterisks (**), 10 percent or more]

Blocks within census tracts	Total population	All housing units by condition and plumbing									Occupied housing units								
		Sound					Deteriorating				Dilapidated	Owner occupied			Renter occupied			Occupied by non-white	1.01 or more persons per room
		Total	With all plumbing facilities	Lacking some or all facilities	Total	With all plumbing facilities	Lacking some or all facilities		Total	Average value (dollars)		Average number of rooms	Total	Average contract rent (dollars)	Average number of rooms				
							With flush toilet	No flush toilet											
82...	67	22	20	18	2	2	...	2	18	6500	5.3	4	22	1	
83...	22	10	7	7	...	2	...	1	...	1	6	7500	6.2	3	9	...	
84...	37	10	7	5	...	2	...	3	6	5000	5.5	4	10	...	
85...	74	15	13	12	1	1	...	1	...	1	8	5500	5.5	6	38	4.8	14	5	
86...	35	13	12	10	2	1	12	6500	5.4	1	13	1	
87...	62	22	21	17	4	1	1	...	15	6000	5.5	2	19	1	
88...	26	7	2	2	...	4	1	5	5500	5.4	2	7	2	
89...	84	18	7	5	2	4	...	3	...	4	9	5500	5.2	9	30	4.7	16	7	
90...	62	21	16	14	2	7	...	2	...	1	16	5000	4.7	3	19	3	
91...	63	21	16	15	1	5	...	3	14	5500	5.6	5	41	4.0	19	3	
92...	22	7	6	4	2	1	...	1	4	3	7	1	
93...	37	9	7	6	1	2	...	2	6	5000	4.8	3	9	3	
94...	92	22	15	15	...	7	...	2	13	5000	5.6	5	35	5.0	20	5	
95...	40	10	6	3	3	4	...	2	5	6000	5.8	5	30	3.6	6	4	
96...	7	1	4	...	3	
97...	87	25	21	20	1	3	...	1	11	4000	5.4	14	93	4.4	...	3	
98...	81	24	16	13	3	8	...	3	10	5000	5.5	11	30	4.2	...	3	
99...	38	12	10	9	1	2	...	1	7	3500	4.9	5	41	4.8	...	2	
100...	658	217	212	210	2	5	...	1	1	209	29	3.8	3	32	
101...	59	16	11	11	...	4	...	2	...	1	7	4000	5.0	8	36	5.3	1	2	
102...	40	12	8	6	2	4	...	1	4	7	38	3.6	1	4	
103...	44	20	12	11	1	8	...	6	5	5000	4.8	10	38	3.7	...	1	
104...	41	13	10	9	1	3	...	1	7	5000	5.3	5	...	4.2	...	1	
105...	10	4	5	...	1	9	4000	4.4	7	28	4.7	...	2	
106...	44	19	6	6	...	16	...	2	...	1	16	5500	4.9	16	3	
107...	42	19	12	12	...	6	...	2	9	4500	4.8	3	12	2	
108...	44	12	8	6	2	2	...	1	...	1	9	4000	4.7	3	12	4	
109...	43	13	10	9	1	3	...	1	...	2	11	5000	5.1	5	39	4.4	16	4	
110...	55	18	13	12	1	5	...	2	3	10	25	3.7	13	...	
111...	50	14	5	3	2	7	...	7	...	2	
115...	3	1	
116...	8	2	
119...	36	13	10	10	...	3	...	2	3	8	34	4.0	11	2	
120...	10	3	
121...	2	1	
122...	11	3	
123...	33	13	12	11	1	1	...	2	5	5000	4.6	7	29	3.3	...	2	
124...	35	11	9	7	...	2	3	8	45	5.1	...	2	
125...	27	10	10	9	3	8	5500	6.0	2	
126...	26	9	8	6	2	1	...	1	6	6000	5.7	3	2	
127...	1	4	
129...	19	1	1	98	40	4.0	...	23	
132...	354	104	104	103	1	22	...	4.6	145	39	4.1	...	30	
133...	608	185	185	185	27	...	4.0	93	39	4.1	...	23	
134...	424	134	134	134	149	...	4.0	15	...	
136...	443	152	152	152	139	...	4.3	4	13	...	
137...	463	147	146	146	...	1	...	1	4	1	...	
138...	16	3	4	
139...	25	8	7	7	...	1	...	1	9	7000	5.9	3	
140...	27	12	12	12	
141...	24	8	8	8	7	8500	6.0	1	1	
142...	16	5	5	5	3	2	
144...	6	2	
146...	18	3	39	39	4.1	...	8	
149...	139	48	48	48	1	40	40	4.2	...	6	
150...	144	49	49	49	146	37	4.8	...	44	
151...	679	150	149	149	...	1	...	1	1	3	
153...	327	110	110	110	108	3500	4.1	5	
154...	303	102	102	102	99	...	4.2	1	
156...	20	6	5	2	3	1	...	1	2	
160...	11	6	5	4	1	4	1	
162...	12	5	5	5	3	1	
163...	16	5	5	5	5	17500	6.4	
164...	27	10	8	8	...	2	...	1	8	9000	5.4	2	
165...	9	3	5	5000	6.0	4	2	
167...	26	9	7	8000	5.6	4	
168...	38	12	12	12	
170...	5	3	
171...	15	4	13	5000	3.8	1	1	
172...	39	14	14	14	
173...	38	15	15	15	14	...	3.6	1	1	
174...	161	50	49	47	2	1	...	1	43	7000	5.4	5	42	4.6	...	4	
175...	66	20	20	20	18	9000	5.6	1	
176...	37	11	11	11	10	10500	6.3	2	
177...	33	13	13	13	10	12500	6.4	2	
178...	88	28	28	28	22	8500	5.7	5	62	4.8	...	1	
179...	70	24	24	24	17	9500	5.8	4	
180...	37	11	11	11	8	10000	5.9	2	
181...	13	4	
182...	42	13	8	8	...	2	...	2	...	3	7	9000	5.6	5	48	4.6	...	1	
183...	70	21	13	13	...	5	...	4	...	3	13	11000	6.2	7	49	5.0	...	2	
184...	11	2	
186...	188	56	52	52	...	4	...	3	46	7500	5.5	8	60	5.1	...	3	
187...	55	21	21	21	20	3500	4.0	1	...	
189...	149	44	44	44	33	8500	5.6	9	67	5.2	...	3	
190...	86	26	26	26	19	8500	4.9	7	62	5.1	...	3	
191...	86	29	23	23	...	6	...	6	16	9000	5.9	12	57	4.3	...	2	

City Block Characteristics

Table 2.—CHARACTERISTICS OF HOUSING UNITS, BY BLOCKS: 1960—Con.

["Total population" contains no persons in group quarters unless preceded by asterisk; one asterisk (*) denotes less than 10 percent; two asterisks (**), 10 percent or more]

Blocks within block numbering areas	Total population	All housing units by condition and plumbing								Occupied housing units								
		Total	Sound			Deteriorating			Dilapidated	Owner occupied			Renter occupied			Occupied by non-white	1.01 or more persons per room	
			Total	With all plumbing facilities	Lacking some or all facilities	Total	With all plumbing facilities	Lacking some or all facilities		Total	Average value (dollars)	Average number of rooms	Total	Average contract rent (dollars)	Average number of rooms			
							With flush toilet	No flush toilet										
192...	100	27	9	9	...	16	16	2	20	7500	6.0	6	58	5.7	...	1
193...	73	26	16	16	...	10	10	20	8000	5.5	5	55	4.6
194...	93	31	25	25	...	6	6	25	9500	6.1	6	56	4.5	...	1
195...	65	26	16	16	...	7	6	...	1	...	21	9000	5.6	3	1
196...	118	32	25	25	...	6	6	1	26	8500	5.8	6	65	5.7	...	1
197...	85	35	34	34	...	1	1	22	10000	5.6	8	64	4.8
198...	122	40	40	40	31	9000	5.5	7	61	5.0
199...	77	23	23	23	16	8500	5.9	7	59	5.3	...	1
200...	14	6	5	5	...	1	1	3	2
201...	110	31	30	28	2	1	1	20	8000	5.7	8	54	5.1	...	3
202...	115	35	35	35	27	7500	5.7	6	60	4.7	...	3
203...	106	32	32	32	26	8000	5.4	6	67	5.0	...	2
204...	90	28	28	28	22	9000	6.0	5	...	4.4
205...	82	26	26	26	23	10500	5.7	3
206...	43	15	14	14	...	1	1	11	8000	4.8	4
207...	87	25	23	23	...	2	2	20	8500	5.4	4
208...	82	26	18	18	...	8	8	18	9000	6.2	8	63	4.8	...	1
209...	*163	53	53	53	32	8500	5.3	20	55	4.4	...	4
211...	18	7	7	7	5	7500	4.4	2
212...	61	17	11	11	...	6	6	13	6500	4.8	4	2
213...	482	163	9	9	...	151	150	1	...	3	20	5500	5.0	125	56	4.1	...	27
214...	407	125	125	124	1	2	119	59	4.0	...	23
215...	171	51	51	51	1	48	57	4.0	...	11
216...	4	3
217...	73	24	24	24	20	7000	4.6	4	1
218...	71	19	19	19	17	8000	4.8	2
219...	59	16	16	16	15	8500	4.9	1	2
220...	212	63	63	63	11	7500	4.5	48	56	4.0
221...	307	100	100	100	92	58	4.0	...	12
222...	85	38	38	37	1	7	8000	4.4	29	57	3.9	...	18
223...	25	6	5	5	...	1	1	6	8500	4.7	1

U.S. CENSUS OF HOUSING: 1960

Series HC(3)-304

CITY BLOCKS

Winston-Salem, N.C.

Prepared under the supervision of
WAYNE F. DAUGHERTY, Chief
Housing Division




U.S. DEPARTMENT OF COMMERCE

Luther H. Hodges, Secretary

BUREAU OF THE CENSUS

Richard M. Scammon, Director (From May 1, 1961)

Robert W. Burgess, Director (To March 3, 1961)





BUREAU OF THE CENSUS

RICHARD M. SCAMMON, *Director* (From May 1, 1961)
ROBERT W. BURGESS, *Director* (To March 3, 1961)

A. ROSS ECKLER, *Deputy Director*
HOWARD C. GRIEVES, *Assistant Director*
CONRAD TAEUBER, *Assistant Director*
MORRIS H. HANSEN, *Assistant Director for Statistical Standards*
CHARLES B. LAWRENCE, JR., *Assistant Director for Operations*
WALTER L. KEHRES, *Assistant Director for Administration*
CALVERT L. DEDRICK, *Chief, International Statistical Programs Office*
A. W. VON STRUVE, *Acting Public Information Officer*

Housing Division—

WAYNE F. DAUGHERTY, *Chief*
DANIEL B. RATHBUN, *Assistant Chief*
BEULAH WASHBAUGH, *Special Assistant*
MILTON D. LIBBERMAN, *Chief, Coordination and Research*

Decennial Operations Division—GLEN S. TAYLOR, *Chief*
Electronic Systems Division—ROBERT F. DRURY, *Chief*
Field Division—JEFFERSON D. MCPIKE, *Chief*
Geography Division—WILLIAM T. FAY, *Chief*
Population Division—HOWARD G. BRUNSMAN, *Chief*
Statistical Methods Division—JOSEPH STEINBERG, *Chief*

Library of Congress Card Number: A61-9347

SUGGESTED CITATION

U.S. Bureau of the Census. *U.S. Census of Housing: 1960. Vol. III, City Blocks.*
Series HC(3), No. 304.
U.S. Government Printing Office, Washington, D.C., 1961.

For sale by the Superintendent of Documents, U.S. Government Printing Office, Washington 25, D.C.
or any of the Field Offices of the Department of Commerce—Price 30 cents.

Table 1.—CHARACTERISTICS OF HOUSING UNITS, FOR THE CITY: 1960

Subject	Number	Percent	Subject	Number	Percent
All housing units	34,096	100.0	Occupied housing units—Con.		
CONDITION AND PLUMBING			COLOR		
Sound	26,700	78.3	White	20,901	64.8
With all plumbing facilities	24,869	72.9	Nonwhite	11,372	35.2
Lacking some or all facilities	1,831	5.4	PERSONS PER ROOM		
Deteriorating	5,172	15.2	1.00 or less	27,905	83.5
With all plumbing facilities	2,921	8.6	1.01 or more	4,368	13.5
Lacking some or all facilities	2,251	6.6	AVERAGE NUMBER OF ROOMS		
With flush toilet	2,151	6.3	Owner occupied	5.8	...
No flush toilet	100	0.3	Renter occupied	3.9	...
Dilapidated	2,224	6.5	VALUE AND RENT		
Occupied housing units	32,273	100.0	Average value	13,000	...
TENURE			Average contract rent	50	...
Owner occupied	16,716	51.8			
Renter occupied	15,557	48.2			

NOTE.—On the map for Winston-Salem approximately 1,830 blocks are identified.

Table 2.—CHARACTERISTICS OF HOUSING UNITS, BY BLOCKS: 1960

["Total population" contains no persons in group quarters unless preceded by asterisk; one asterisk (*) denotes less than 10 percent; two asterisks (**), 10 percent or more]

Blocks within census tracts	Total population	All housing units by condition and plumbing								Occupied housing units								
		Sound			Deteriorating			Dilapidated	Owner occupied			Renter occupied			Occupied by non-white	1.01 or more persons per room		
		Total	With all plumbing facilities	Lacking some or all facilities	Total	With all plumbing facilities	Lacking some or all facilities		Total	Average value (dollars)	Average number of rooms	Total	Average contract rent (dollars)	Average number of rooms				
1.....	**2237	958	615	495	120	273	187	84	2	70	116	16500	6.3	759	60	3.0	47	59
2.....	**40	13	3	3	3	3	3	3	3	10	1	3000	7	30	3.9	8	2	2
4.....	**46	16	11	5	6	3	3	2	1	2	3	3000	14	70	4.1	14	3	1
7.....	20	8	8	6	2	3	3	3	3	3	3	3000	7	35	3.0	7	1	1
12.....	20	14	3	3	3	14	3	14	3	3	3	3000	12	40	1.5	3	3	3
18.....	5	2	3	3	3	3	3	3	3	3	3	3000	3	3	3	3	3	3
20.....	**67	25	9	4	5	16	7	9	3	3	3	3000	21	55	3.9	2	2	2
21.....	**19	2	3	3	3	3	3	3	3	3	3	3000	3	3	3	3	3	3
22.....	3	1	3	3	3	3	3	3	3	3	3	3000	3	3	3	3	3	3
23.....	**27	4	3	3	3	3	3	3	3	3	3	3000	3	3	3	3	3	3
24.....	*64	19	14	13	1	5	3	2	3	3	8	12500	5.1	10	61	4.2	3	3
25.....	20	10	7	3	4	3	3	3	3	3	3	3000	7	43	2.1	3	3	3
26.....	93	64	56	56	3	8	8	3	3	3	1	3000	59	70	3.3	3	3	3
27.....	9	3	3	3	3	3	3	3	3	3	3	3000	3	3	3	3	3	3
28.....	**11	3	3	3	3	3	3	3	3	3	3	3000	3	3	3	3	3	3
29.....	7	4	3	3	3	3	3	3	3	3	3	3000	3	3	3	3	3	3
30.....	22	9	3	3	3	3	3	3	3	3	3	3000	6	70	5.5	1	1	1
31.....	26	15	15	15	3	3	3	3	3	3	1	3000	14	74	3.7	3	3	3
32.....	**22	2	3	3	3	3	3	3	3	3	3	3000	3	3	3	3	3	3
33.....	11	8	8	8	3	3	3	3	3	3	3	3000	8	108	1.5	3	3	3
34.....	**42	15	15	15	3	3	3	3	3	3	3	3000	15	110	1.4	1	1	1
35.....	**25	1	3	3	3	3	3	3	3	3	3	3000	3	3	3	3	3	3
41.....	**33	4	3	3	3	3	3	3	3	3	3	3000	3	3	3	3	3	3
44.....	6	1	3	3	3	3	3	3	3	3	3	3000	3	3	3	3	3	3
46.....	**22	6	3	3	3	6	3	6	3	3	3	3000	6	33	1.7	4	1	1
50.....	22	18	18	18	3	3	3	3	3	3	1	3000	16	54	2.6	3	3	3
51.....	60	53	42	42	11	11	3	3	3	3	1	3000	51	45	1.3	3	3	3
52.....	**7	3	3	3	3	3	3	3	3	3	3	3000	3	3	3	3	3	3
53.....	**169	63	51	48	3	12	8	4	3	3	5	3000	6.4	49	60	3.1	2	2
54.....	18	12	5	2	3	5	5	3	3	2	1	3000	8	50	3.1	3	1	1
56.....	*103	33	10	8	2	10	6	4	3	13	4	3000	27	42	4.9	5	4	4
57.....	29	6	2	2	3	4	4	3	3	3	3	3000	6	62	6.3	1	1	1
58.....	37	12	2	2	3	9	6	3	3	1	1	3000	10	51	4.2	2	2	2
59.....	**63	18	2	2	3	13	11	2	3	3	3	3000	13	49	3.5	1	1	1
60.....	**131	53	33	33	3	19	19	3	3	1	5	3000	42	63	3.7	5	5	5
61.....	**26	5	2	2	3	3	3	3	3	2	2	3000	3	3	3	1	1	1
62.....	**51	12	12	9	3	3	3	3	3	3	3	3000	12	54	3.0	2	2	2
63.....	**43	1	3	3	3	3	3	3	3	3	3	3000	3	3	3	3	3	3
65.....	**63	47	45	45	3	2	1	1	3	3	3	3000	47	67	1.1	3	4	4
72.....	**46	3	3	3	3	3	3	3	3	3	3	3000	3	3	3	3	3	3
75.....	47	36	36	32	4	3	3	3	3	3	4	3000	26	50	2.5	3	3	3
76.....	11	10	3	3	3	10	5	5	3	3	3	3000	7	50	3.9	3	3	3
77.....	**47	30	24	6	18	4	4	3	3	2	5	3000	22	45	2.5	3	3	3
78.....	*96	38	28	16	12	10	5	6	3	3	11	12500	6.8	26	50	2.7	2	2
79.....	81	45	38	34	4	7	4	2	3	3	6	3000	4.7	37	64	3.1	2	2
80.....	85	48	25	23	2	21	19	2	3	2	11	12000	6.1	31	64	4.1	1	1
81.....	51	28	15	10	5	13	11	2	3	3	4	3000	19	55	3.0	3	3	3
82.....	7	2	3	3	3	3	3	3	3	3	3	3000	3	3	3	3	3	3
83.....	55	23	16	15	1	3	2	1	3	4	12	8500	6.0	11	49	4.5	2	2
84.....	125	68	37	37	3	16	9	7	3	15	7	3000	5.9	55	46	3.1	3	3
85.....	80	36	8	8	3	21	17	4	3	7	4	3000	28	57	3.1	5	5	5
86.....	15	10	6	6	4	4	4	3	3	3	3	3000	9	71	3.7	3	3	3

City Block Characteristics

Table 2.—CHARACTERISTICS OF HOUSING UNITS, BY BLOCKS: 1960—Con.

["Total population" contains no persons in group quarters unless preceded by asterisk; one asterisk (*) denotes less than 10 percent; two asterisks (**), 10 percent or more]

Blocks within census tracts	Total population	All housing units by condition and plumbing										Occupied housing units							
		Total	Sound			Deteriorating			Dilapidated	Owner occupied			Renter occupied			Occupied by non-white	1.01 or more persons per room		
			Total	With all plumbing facilities	Lacking some or all facilities	Total	With all plumbing facilities	Lacking some or all facilities		Total	Average value (dollars)	Average number of rooms	Total	Average contract (dollars)	Average number of rooms				
87...	3	2	7...
91...	6	3
2.....	*4005	1332	463	389	74	503	197	303	3	366	157	8500	6.2	1058	41	3.6	670	258	
1...	18	2	
3...	*108	23	23	21	49	4.0	21	8	
4...	93	35	2	2	...	8	1	7	...	25	3	29	25	3.2	28	5	
5...	230	69	5	5	...	26	23	3	...	38	67	29	3.2	67	17	
6...	55	17	2	2	...	6	...	6	...	9	1	16	29	3.3	17	5	
7...	37	10	4	4	...	5	1	10	43	3.6	10	3	
8...	60	21	4	4	...	14	...	14	...	3	20	34	3.6	20	4	
9...	185	59	4	2	2	16	4	12	...	39	1	51	29	3.5	51	18	
10...	35	9	9	1	8	9	34	3.8	9	4	
12...	76	21	15	15	...	6	2	4	20	41	3.1	20	7	
13...	54	22	11	2	9	...	11	21	30	3.7	21	7	
14...	**46	13	3	3	...	7	2	5	...	3	4	6	39	3.5	10	2	
15...	146	50	16	15	1	19	4	13	2	15	3	40	31	3.6	27	11	
16...	**35	14	4	1	3	7	3	4	...	3	12	41	3.7	...	1	
17...	9	4	
19...	5	1	
20...	12	3	
21...	2	4	
22...	63	17	1	...	1	3	...	3	...	13	1	16	39	3.8	...	8	
23...	77	19	7	4	3	6	1	5	...	6	3	14	43	5.3	...	7	
24...	92	35	4	3	1	19	5	14	...	12	35	32	3.5	35	7	
25...	54	17	4	4	...	10	5	5	...	3	15	41	3.9	15	5	
26...	52	13	11	11	10	36	3.7	12	4	
27...	30	10	5	4	1	5	4	1	6	6000	6.0	4	1	1	
28...	58	18	14	14	...	1	1	3	6	5500	7.0	11	42	4.8	...	2	
29...	*120	32	11	11	...	4	4	17	10	8000	6.2	19	36	4.2	10	7	
30...	**73	14	3	1	2	6	...	6	...	5	2	11	28	4.0	6	6	
31...	13	2	2	
32...	39	11	3	1	2	6	...	6	...	2	10	39	4.7	1	...	
33...	10	4	
35...	108	58	2	1	1	47	8	39	...	9	1	55	34	2.0	55	11	
36...	93	43	3	1	2	28	7	21	...	12	2	30	36	3.3	32	8	
37...	*162	66	12	6	6	49	11	38	...	5	3	58	35	2.9	61	12	
38...	166	65	29	23	6	25	13	12	...	11	3	51	43	3.5	54	13	
39...	*134	54	16	16	...	30	8	22	...	8	1	51	42	3.5	52	7	
40...	12	3	
41...	**52	8	8	8	41	4.1	...	3	
42...	*66	17	9	2	7	3	...	3	...	5	17	44	3.7	15	7	
45...	1	1	
46...	**98	32	25	4	21	6	4	2	...	1	2	28	40	2.5	...	4	
47...	**101	23	3	3	...	9	5	4	...	11	1	20	46	4.5	...	4	
48...	18	6	1	...	5	1	4	1	
49...	78	29	12	10	2	14	6	8	...	3	6	8500	5.8	17	42	4.2	...	4	
50...	131	41	10	10	...	18	13	5	...	13	14	6000	6.1	22	41	3.9	...	11	
51...	133	48	35	35	...	10	10	3	14	6500	5.1	34	55	3.8	2	7	
52...	8	3	
57...	11	3	
58...	11	3	
59...	**53	17	11	11	...	5	...	4	1	1	4	13	46	3.3	6	3	
60...	**67	26	7	6	1	10	2	8	...	9	4	14	35	3.8	...	1	
61...	**28	7	7	4	3	5	58	4.8	
62...	**120	37	25	25	...	12	12	13	7500	6.5	21	93	4.2	
63...	**172	65	43	43	...	8	6	2	...	14	7	11000	6.9	52	54	3.9	...	6	
64...	**133	42	32	28	4	10	10	5	...	7.0	35	54	4.1	...	4	
65...	44	19	12	12	...	7	5	2	18	44	4.4	5	2	
67...	118	47	47	45	2	24	15000	8.0	16	55	3.9	1	2	
3.....	*8024	2348	1498	1328	170	685	356	326	3	165	692	9000	5.2	1548	38	3.8	2226	552	
1...	97	30	21	18	3	4	1	...	3	5	24	10000	5.2	4	27	2	
2...	9	3	
3...	79	25	25	23	2	20	8500	4.8	3	23	3	
4...	26	9	9	9	9	10000	4.7	9	...	
5...	46	12	12	12	12	9500	5.5	12	2	
6...	48	13	13	13	12	10500	4.8	1	13	3	
7...	40	8	8	8	8	11500	6.8	8	3	
8...	71	31	31	31	19	11500	5.1	19	3	
9...	72	22	18	18	...	2	2	2	18	11500	6.7	2	20	1	
10...	50	13	13	13	8	9500	4.6	4	12	4	
11...	16	5	5	5	5	18500	5.6	5	...	
12...	11	4	
13...	*250	73	67	67	...	6	6	56	11000	5.8	16	75	4.2	72	8	
14...	50	21	20	17	3	1	1	16	10000	5.3	3	19	1	
15...	49	16	16	16	13	13000	5.7	2	15	3	
16...	171	54	54	50	4	40	10000	5.0	11	51	4.5	51	6	
17...	68	21	21	16	5	4	16	49	3.9	20	5	
18...	120	32	23	23	...	7	4	3	...	2	14	8000	6.1	17	49	4.2	31	7	
19...	58	15	5	5	...	9	5	4	...	1	3	12	38	4.3	15	5	
20...	76	22	13	9	4	8	7	1	...	1	10	6000	5.6	10	43	4.4	20	3	
21...	158	43	14	12	2	27	17	10	...	2	16	7500	4.7	27	38	3.7	43	10	
22...	72	25	17	17	...	7	6	1	...	1	11	7000	4.9	13	54	4.2	24	3	
23...	128	38	34	26	8	4	...	4	17	9500	5.8	21	39	3.8	38	7	
24...	57	16	13	11	2	2	1	1	...	1	9	9000	5.0	7	42	4.4	16	4	

Table 2.—CHARACTERISTICS OF HOUSING UNITS, BY BLOCKS: 1960—Con.

["Total population" contains no persons in group quarters unless preceded by asterisk (*) one asterisk (*) denotes less than 10 percent; two asterisks (**), 10 percent or more]

Blocks within census tracts	Total population	All housing units by condition and plumbing								Occupied housing units								
		Sound				Deteriorating				Owner occupied			Renter occupied			Occupied by non-white	1.01 or more persons per room	
		Total	With all plumbing facilities	Lacking some or all facilities	Total	With all plumbing facilities	Lacking some or all facilities		Dilapidated	Total	Average value (dollars)	Average number of rooms	Total	Average contract rent (dollars)	Average number of rooms			
							With flush toilet	No flush toilet										
25...	90	25	21	17	4	3	2	1	...	1	15	6500	4.6	9	41	4.3	24	4
26...	57	14	12	10	2	2	...	2	11	10000	5.1	3	14	4
27...	29	11	10	9	1	1	...	1	5	6500	4.6	6	33	4.3	11	2
28...	79	25	16	9	7	9	2	7	7	8000	5.6	18	39	4.3	25	4
29...	48	13	8	5	3	5	3	2	6	9500	6.2	7	41	5.0	13	4
30...	98	25	12	12	...	13	10	3	4	21	42	4.2	25	6
31...	42	11	8	7	1	3	2	1	6	7000	5.0	5	45	3.8	11	3
32...	150	35	9	7	2	23	10	13	...	3	15	6000	4.8	18	40	4.5	33	12
33...	46	10	2	2	...	8	2	6	5	9000	4.8	4	9	4
34...	40	9	1	...	1	7	...	7	...	1	8	38	3.4	8	4
35...	40	10	2	2	...	7	2	5	...	1	1	7	33	3.6	8	5
36...	50	19	2	2	...	9	3	6	...	8	4	14	35	3.8	18	3
37...	31	8	6	1	7	8	34	3.4	8	3
38...	69	19	5	4	1	13	9	4	...	1	5	7000	5.6	14	40	4.1	19	5
39...	82	21	13	13	...	8	7	1	6	12000	4.8	14	44	3.9	20	8
40...	33	7	5	2	3	...	2	5	39	4.6	7	3
41...	*86	22	14	7	7	5	4	1	...	3	3	17	39	3.6	20	7
42...	13	5	5	4	1	2	3	5	1
43...	70	16	15	15	...	1	14	9000	4.7	1	15	4
44...	53	17	16	16	...	1	1	11	10500	5.1	6	49	4.7	17	...
45...	26	8	6	6	...	2	2	5	12000	5.4	3	8	2
46...	64	21	21	21	5	9000	5.4	16	44	3.6	21	3
47...	188	65	54	52	2	8	8	3	5	4500	5.2	59	43	3.6	61	14
48...	128	33	26	24	2	7	1	6	4	29	43	4.1	33	11
49...	36	12	8	6	2	4	3	1	3	9	32	3.6	12	3
50...	40	13	3	2	1	10	3	7	13	33	3.5	13	3
51...	127	39	16	14	2	14	7	7	...	9	7	6000	5.0	30	32	4.0	37	11
52...	23	7	4	4	...	2	2	1	3	4	7	1
53...	76	26	11	11	...	9	4	5	...	6	2	23	41	3.6	25	4
54...	102	27	10	8	2	16	13	3	...	1	10	5500	4.1	17	42	4.0	27	9
55...	98	31	30	30	...	1	...	1	1	30	46	3.9	31	5
56...	83	22	4	4	...	17	16	1	...	1	5	16	40	3.3	21	5
57...	128	43	4	4	...	36	23	13	...	3	6	40	38	3.4	42	11
58...	117	40	30	30	...	4	4	2	6500	6.5	31	44	3.5	37	10
59...	321	84	57	56	1	14	...	14	...	13	84	31	3.9	84	30
60...	48	16	1	1	15	15	29	3.2	15	5
61...	148	34	34	34	33	32	4.3	33	12
62...	293	62	62	62	60	33	4.4	60	28
63...	383	95	66	63	3	28	11	17	...	1	4	91	35	4.0	95	33
64...	27	12	4	1	3	8	4	7	2	8	29	3.1	10	2
65...	38	12	2	...	2	10	4	6	2	10	40	3.0	12	4
66...	*124	39	20	15	5	4	5	3	...	15	11	7500	5.5	25	33	3.3	36	10
67...	114	47	16	13	3	20	6	15	...	11	11	10000	6.0	31	29	3.3	42	7
68...	120	34	15	9	6	16	6	10	...	3	5	7500	6.2	28	37	3.7	33	9
69...	190	58	57	56	1	1	...	1	58	34	3.8	58	8
70...	190	71	9	9	...	61	40	21	...	1	66	34	3.2	66	20
71...	307	93	86	54	32	...	7	89	34	3.1	90	28
72...	193	52	10	6	4	35	21	14	5	5500	5.6	46	33	4.2	51	13
73...	167	50	23	21	2	11	7	7	...	16	2	46	40	3.5	48	14
74...	134	34	16	9	7	14	4	10	...	4	6	6500	5.8	28	35	4.3	34	8
75...	39	12	4	3	1	8	1	7	1	10	33	3.7	11	3
76...	76	24	10	6	4	13	...	13	...	1	5	4500	4.2	19	32	3.6	24	6
77...	107	33	22	17	5	9	3	6	...	2	11	10000	4.7	20	43	3.5	31	7
78...	196	57	56	20	36	1	...	1	12	4000	4.4	40	36	3.5	52	17
79...	136	44	33	21	12	8	4	4	...	3	6	6000	5.3	35	43	3.7	41	8
80...	53	16	16	16	13	9500	4.8	3	16	3
81...	32	11	11	10	1	7	5000	4.6	3	9	2
82...	67	14	14	14	11	7000	4.7	2	13	4
83...	60	37	37	37	17	7500	4.5	5	...	3.2	22	1
84...	29	8	7	7	1	8	9500	4.6	8	1
85...	62	13	13	13	12	9000	4.8	12	3
86...	106	26	26	26	10	6500	4.9	15	46	5.0	16	4
4.....	*3950	1255	933	901	32	196	157	39	...	126	721	10500	5.7	500	56	4.1	80	89
1...	55	14	6	5	1	8	5	3	4	10	38	4.0	...	3
2...	88	27	26	23	3	1	...	1	16	9500	5.4	10	52	4.2	...	3
3...	106	30	30	28	2	15	11500	6.0	13	67	5.0	...	2
4...	123	44	44	44	12	8500	4.6	62	62	4.0	...	1
5...	178	61	61	61	7	10000	4.6	54	62	4.0	...	2
6...	81	20	20	20	16	12000	5.4	4
7...	56	15	15	15	14	12000	5.1	1
8...	51	15	15	15	12	13000	6.2	3
9...	67	22	22	22	19	11500	5.9	3
10...	*68	23	23	23	16	11500	6.3	7	66	3.9
11...	*80	26	26	26	18	13000	6.3	8	75	4.3
12...	*177	60	60	60	37	11500	6.2	23	63	4.0	...	2
13...	109	32	26	26	...	6	1	5	21	10500	5.6	10	54	4.3	...	3
14...	28	7	1	1	...	6	...	6	1	6	31	3.3	...	3
16...	30	13	10	10	...	1	1	2	7	8500	4.9	4	3
17...	68	21	15	15	...	6	5	1	14	9000	5.1	6	57	3.8	...	3
18...	61	19	16	16	...	3	3	13	9500	4.9	6	62	4.0	...	2
19...	63	23	22	18	4	1	1	19	10000	5.1	4	1
20...	71	20	20	20	12	10500	6.3	8	61	6.3	...	1
21...	66	21	21	21	15	10500	5.6	5	...	5.0	...	1
22...	51	16	16	16	12	11500	6.1	2	3
24...	76	19	16	16	...	3	3	18	11000	5.2	1

City Block Characteristics

Table 2.—CHARACTERISTICS OF HOUSING UNITS, BY BLOCKS: 1960—Con.

["Total population" contains no persons in group quarters unless preceded by asterisk; one asterisk (*) denotes less than 10 percent; two asterisks (**), 10 percent or more]

Blocks within census tracts	Total population	All housing units by condition and plumbing										Occupied housing units							
		Total	Sound			Deteriorating			Dilapidated	Owner occupied			Renter occupied			Occupied by non-white	1.01 or more persons per room		
			Total	With all plumbing facilities	Lacking some or all facilities	Total	With all plumbing facilities	Lacking some or all facilities		Total	Average value (dollars)	Average number of rooms	Total	Average contract rent (dollars)	Average number of rooms				
								With flush toilet										No flush toilet	
25...	64	16	16	16	13	12000	5.5	3	
26...	51	17	15	15	16	11000	5.9	3	
27...	34	14	13	11	2	1	11	12500	6.4	2	
28...	*83	26	26	23	3	22	12000	6.2	4	
29...	58	17	9	8	1	8	14	11000	6.8	3	
30...	54	21	18	15	3	3	2	1	14	10000	6.1	7	59	3.6	...	2	
31...	26	7	6	6	4	3	1	
32...	52	17	15	15	12	9000	4.6	4	2	
33...	1	1	
34...	8	2	
35...	73	24	18	18	...	6	5	1	13	10000	6.2	8	66	4.3	...	1	
36...	*81	21	19	15	4	2	2	13	10500	6.2	8	71	5.0	...	1	
37...	52	21	18	18	...	3	3	17	9500	5.3	4	1	
38...	58	21	17	16	1	4	4	18	9000	6.0	3	
39...	31	9	9	9	8	11500	5.3	1	
40...	10	3	
41...	31	7	7	7	6	10000	5.2	1	
42...	73	26	19	19	...	5	5	17	11000	5.9	9	63	4.4	...	1	
43...	89	32	30	30	...	2	2	25	11500	6.0	6	70	4.7	
44...	109	35	33	27	6	2	2	24	11000	5.7	11	67	4.5	...	3	
45...	98	36	28	28	...	5	5	3	28	11000	5.8	5	48	4.0	2	1	
46...	70	21	16	16	...	5	5	15	11000	6.1	5	70	3.2	...	2	
47...	35	13	13	13	11	10500	5.4	2	
50...	27	7	6	6	...	1	1	6	9500	5.7	1	
53...	58	23	5	5	...	5	4	1	13	7000	5.0	12	40	3.6	18	2	
55...	3	1	
57...	75	19	3	3	...	14	11	3	2	7500	6.1	9	57	5.8	...	3	
58...	73	20	7	7	...	7	6	13	7000	5.7	6	47	5.0	...	3	
59...	95	31	9	7	2	13	10	3	11	8500	5.9	18	49	4.4	...	4	
60...	15	5	4	4	...	1	1	3	2	
61...	55	18	3	3	...	9	9	6	7000	5.5	10	52	4.2	...	1	
62...	15	6	5	3	1	4	...	5	48	5.2	
63...	**48	12	5	5	...	4	4	3	4	...	8	48	3.9	...	1	
64...	105	39	6	6	...	23	20	3	10	15	8000	5.8	21	43	3.4	...	5
65...	110	38	22	22	...	1	1	15	2	...	33	52	3.5	35	9	
66...	103	31	2	2	29	2	...	28	38	3.4	24	10	
67...	130	41	1	1	...	26	20	6	14	13	7500	5.7	27	43	4.0	...	4
68...	44	9	1	1	8	9	47	5.1	...	2	
5.....	*6219	1732	1297	1097	200	406	165	239	2	29	560	8000	5.2	1096	42	4.1	1121	408	
1...	9	1	
2...	3	2	
3...	6	4	
4...	20	5	5	5	3	2	
5...	75	20	18	15	3	1	1	8	7500	6.4	11	49	4.9	1	2	
6...	60	20	12	12	...	8	5	3	16	6500	5.6	4	2	
7...	65	16	6	5	1	10	9	1	7	7000	5.9	9	50	3.6	2	7	
8...	525	136	126	119	7	10	7	3	80	9500	5.2	47	54	4.6	86	32	
9...	44	17	13	10	3	4	4	8	6500	5.1	6	44	4.5	2	1	
10...	45	20	16	16	...	4	3	1	13	7000	5.4	6	43	3.8	...	1	
11...	79	25	17	17	...	8	7	1	13	7000	5.6	10	54	4.4	2	3	
12...	46	15	14	13	1	1	6500	5.7	7	51	5.7	...	1	
13...	14	5	1	1	...	3	...	3	1	4	
14...	52	14	11	5	6	3	2	1	4	10	41	4.2	...	3	
15...	19	9	8	4	4	1	1	3	5	37	2.4	...	1	
16...	60	13	10	7	3	2	1	1	1	4	...	8	44	5.3	...	4	
17...	115	31	26	17	9	5	3	2	14	6500	4.9	17	44	4.4	...	5	
18...	63	21	13	13	...	8	7	1	10	7500	5.2	9	37	4.1	1	2	
19...	39	14	12	12	...	2	2	9	7000	5.2	5	53	4.8	
20...	111	27	21	21	...	6	1	5	15	7000	5.1	11	50	5.0	7	7	
21...	40	11	6	6	...	5	4	5	6500	5.2	6	49	4.3	...	2	
22...	54	14	10	9	1	4	2	2	8	6500	5.1	6	57	4.8	2	1	
23...	65	25	7	6	1	17	15	2	1	9	5500	4.8	14	38	4.4	1	2
24...	54	19	19	19	6	7500	5.1	7	55	4.9	2	1	
25...	77	33	31	9	22	2	2	9	9500	5.2	19	33	2.9	...	5	
27...	79	24	19	15	4	4	1	3	1	10	8000	5.4	13	42	4.6	2	4
28...	56	20	18	13	5	2	2	9	7000	5.9	8	43	4.1	1	3	
29...	7	2	
30...	81	15	7	7	...	8	8	9	7000	5.1	6	54	4.8	11	6	
31...	64	16	8	8	...	8	5	3	10	6500	5.1	6	58	4.3	13	5	
32...	10	5	4	4	...	1	1	4	
33...	7	3	
34...	12	3	
35...	47	11	3	...	3	8	10	47	5.0	10	3	
36...	18	7	5	4	1	2	1	1	4	2	
37...	121	33	23	14	9	10	4	5	1	
38...	12	2	10	7000	4.5	22	39	3.9	32	12	
39...	*155	34	16	15	1	14	8	6	4	
40...	82	22	17	11	6	4	2	2	11	7000	5.4	23	55	4.8	27	9	
41...	105	31	20	17	3	11	8	2	1	...	4	22	39	4.3	13	10	
42...	3	1	
43...	103	27	25	18	7	2	...	2	2	24	41	4.3	11	9	
44...	8	3	
45...	28	8	7	1	...	1	3	5	43	4.6	8	1	
46...	34	11	9	5	4	2	...	2	5	6000	5.8	6	33	3.3	11	2	
47...	65	19	14	13	1	5	2	3	6	4000	4.2	13	41	4.3	19	5	
48...	62	20	18	18	...	2	...	2	7	8000	5.0	11	55	4.2	18	4	

Table 2.—CHARACTERISTICS OF HOUSING UNITS, BY BLOCKS: 1960—Con.

["Total population" contains no persons in group quarters unless preceded by asterisk; one asterisk (*) denotes less than 10 percent; two asterisks (**), 10 percent or more]

Blocks within census tracts	Total population	All housing units by condition and plumbing									Occupied housing units							
		Total	Sound			Deteriorating			Dilapidated	Owner occupied			Renter occupied			Occupied by non-white	1.01 or more persons per room	
			Total	With all plumbing facilities	Lacking some or all facilities	Total	With all plumbing facilities	Lacking some or all facilities		Total	Average value (dollars)	Average number of rooms	Total	Average contract rent (dollars)	Average number of rooms			
																		With flush toilet
49...	52	22	19	19	...	3	2	1	...	4	15	52	3.3	19	3	
50...	4	2	
51...	41	10	10	10	8	12500	5.4	2	10	2	
52...	40	12	11	11	...	1	11	13500	5.7	1	12	...	
53...	143	38	27	26	1	11	4	7	...	20	13500	6.2	17	51	4.5	37	7	
54...	3	1	5	7000	4.6	9	48	3.8	14	4	
55...	47	14	10	8	3	2	8	1	7	2	12	30	3.3	14	8	
56...	69	14	6	3	2	3	7	1	17	38	3.2	18	6	
57...	60	18	22	8	...	10	...	10	...	8	8500	5.3	24	40	3.5	32	10	
58...	114	33	28	14	8	11	...	11	
59...	307	67	67	66	1	18	7500	4.7	49	39	4.6	64	23	
60...	78	23	23	19	4	5	9500	6.0	17	46	4.1	...	3	
61...	85	26	16	14	2	6	1	7	...	6	6500	5.7	20	27	3.4	8	9	
62...	268	75	75	75	4	71	33	4.1	73	13	
63...	458	101	101	101	1	100	35	4.4	100	39	
64...	95	26	16	9	7	10	1	10	...	7	6000	4.6	18	32	3.6	25	9	
65...	87	25	5	3	2	20	2	19	...	3	20	34	3.3	23	9	
66...	104	26	11	3	2	15	2	13	...	1	22	30	3.9	23	13	
67...	59	13	5	...	2	7	3	4	...	3	10	37	4.0	13	5	
68...	43	16	3	3	...	10	4	6	...	2	13	34	3.5	15	5	
69...	59	16	8	7	1	8	3	5	...	5	10500	5.0	10	41	4.4	15	5	
70...	115	31	18	16	2	13	13	11	10500	5.7	17	46	4.4	28	6	
71...	47	17	15	15	...	2	1	1	...	12	9500	4.8	4	16	1	
72...	75	16	15	15	...	1	...	1	...	15	9000	5.3	1	16	4	
73...	84	25	14	12	2	11	...	11	...	3	20	36	3.1	23	7	
74...	31	9	9	9	6	10000	4.8	3	9	2	
75...	84	23	2	1	1	18	...	18	...	1	22	52	3.5	23	7	
76...	28	11	6	5	1	4	1	3	10	49	5.3	10	...	
77...	51	20	18	10	8	2	2	2	...	3	17	39	3.9	20	2	
78...	61	19	15	6	9	4	1	3	...	6	6000	4.3	13	31	3.1	19	6	
79...	58	19	12	10	2	7	1	6	...	3	16	41	3.8	19	2	
80...	92	27	10	9	1	17	...	17	...	8	6500	4.5	19	42	3.2	27	9	
81...	71	24	17	8	9	7	3	4	...	2	7000	4.9	17	41	3.7	24	5	
82...	249	62	57	54	3	5	1	4	...	7	60	39	4.3	62	17	
83...	60	17	15	6	9	2	...	2	...	4	13	32	4.7	...	3	
6.....	*9522	3058	1019	777	242	669	398	557	14	1070	500	9000	5.8	2333	37	3.6	2781	732
1....	63	22	7	5	2	13	3	10	...	2	3	...	19	33	3.3	22	5	
2....	188	65	23	16	7	37	8	28	1	5	8	8500	5.4	55	33	3.4	62	15
3....	76	26	16	16	...	2	1	1	...	11	12000	5.5	13	44	3.7	24	5	
4....	66	14	7	5	2	6	...	6	...	1	5	14000	5.4	9	43	4.9	14	5
5....	83	14	14	2	12	13	52	5.9	13	8	
6....	*121	35	15	15	...	14	11	3	...	12	12000	6.4	21	39	3.5	32	10	
7....	185	65	22	19	3	20	5	15	...	23	8000	5.6	41	31	3.3	62	10	
8....	60	14	2	1	1	3	...	3	...	9	1	...	12	41	4.8	13	5	
9....	18	4	
10...	212	65	6	3	3	14	8	6	...	45	12	7500	5.4	51	32	3.3	63	14
11...	122	29	8	8	...	13	5	8	...	8	8	11500	6.5	21	38	4.1	29	11
12...	38	9	3	3	...	4	1	3	...	2	2	...	7	38	3.9	9	3	
13...	77	21	8	3	5	...	13	3	...	17	37	3.8	20	8	
14...	83	24	6	2	4	18	...	17	1	...	1	...	22	31	3.4	23	7	
15...	100	37	29	27	2	8	...	6	2	33	45	3.2	34	11	
16...	87	28	13	1	12	15	1	14	...	2	2	...	26	31	3.4	28	5	
17...	77	24	19	16	3	5	...	4	1	9500	6.4	14	38	4.7	23	3
18...	119	37	35	31	4	2	2	9	8	10000	8.4	27	46	4.0	35	9
19...	75	23	10	6	4	13	6	7	...	6	6	5000	5.7	16	39	3.9	22	3
20...	150	39	20	7	13	19	2	15	2	36	33	3.9	36	15	
21...	47	18	18	4	14	1	17	30	3.5	18	1	
22...	26	9	8	7	1	1	...	1	...	8	12500	8.3	1	
23...	55	18	18	17	1	6	11500	7.5	11	113	4.0	17	3	
24...	36	11	11	10	1	7	7000	6.1	4	11	1	
25...	54	19	18	16	2	1	...	1	...	5	8000	5.6	14	40	3.7	19	4	
26...	37	15	14	12	2	1	1	1	...	7	11000	6.4	7	38	5.1	14	1	
27...	42	15	14	13	1	1	1	1	...	4	11	48	5.2	14	...	
28...	24	5	2	2	...	3	2	1	...	2	2	4	2	
29...	19	7	4	...	4	3	...	3	7	36	4.0	7	...	
30...	10	5	5	4	1	2	3	4	...	
31...	26	13	13	2	11	12	27	2.8	8	...	
32...	45	10	10	4	6	4	6	50	5.2	...	3	
33...	32	10	9	9	...	1	1	8	40	3.9	
34...	32	10	9	9	...	1	1	15	46	4.2	...	4	
35...	60	16	12	5	3	8	...	5	2	...	1	...	13	27	3.4	11	6	
36...	47	13	5	3	2	8	1	5	2	13	43	4.5	5	4	
37...	51	16	16	10	
38...	15	3	
39...	15	3	
40...	42	17	12	3	9	...	5	13	38	3.5	13	4	
41...	12	5	5	2	3	4	4	1	
42...	32	14	12	8	4	...	2	12	38	3.6	12	2	
43...	73	26	1	25	36	3.4	26	4	
44...	*109	38	9	9	...	5	5	1	...	24	12	11500	7.2	25	29	3.3	37	3
45...	45	15	7	7	2	8	4	5	...	6	11000	5.0	9	44	4.1	15	5	
46...	45	15	7	7	2	13	8	5	...	2	6	8500	5.7	14	42	3.4	20	4
47...	62	21	6	6	...	9	2	7	...	3	11	37	4.6	14	2	
48...	40	14	5	4	1	2	6	43	4.2	8	1	
49...	25	10	5	5	...	3	3	2	...	7	10500	6.0	3	10	2	
50...	45	10	7	7	...	5	5	1	...	1	5	44	5.6	7	2	
51...	30	7	1	1	...	5	2	4	...	2	16	41	3.9	27	4	
52...	76	28	10	10	...	10	7	3	...	8	11	9000	4.9	16	41	3.9	27	4

City Block Characteristics

Table 2.—CHARACTERISTICS OF HOUSING UNITS, BY BLOCKS: 1960—Con.

["Total population" contains no persons in group quarters unless preceded by asterisk; one asterisk (*) denotes less than 10 percent; two asterisks (**), 10 percent or more]

Blocks within census tracts	Total population	All housing units by condition and plumbing									Occupied housing units								
		Sound					Deteriorating				Dilapidated	Owner occupied			Renter occupied			Occupied by non-white	1.01 or more persons per room
		Total	Total	With all plumbing facilities	Lacking some or all facilities	Total	With all plumbing facilities	Lacking some or all facilities		Total		Average value (dollars)	Average number of rooms	Total	Average contract (dollars)	Average number of rooms			
						With flush toilet	No flush toilet												
53...	135	36	2	2	...	23	12	11	...	-11	10	7500	4.7	24	33	3.8	34	14	
54...	31	7	5	5	2	1	6	42	3.5	7	4	
55...	60	20	14	...	5	5	2	1	5	5500	4.8	14	48	4.5	19	3	
56...	98	31	21	14	7	10	2	7	1	...	19	7500	5.6	12	38	4.1	31	2	
57...	100	30	21	12	9	9	2	7	7	6000	5.0	21	39	4.1	28	6	
58...	36	16	8	7	1	8	5	3	13	32	3.4	13	4	
59...	67	25	18	14	4	7	4	3	5	9000	6.0	19	31	3.6	24	3	
60...	65	21	7	6	1	14	7	7	1	17	37	3.8	18	6	
61...	187	58	18	16	2	37	18	19	3	4	...	47	37	3.9	51	17	
62...	78	21	7	5	2	14	7	7	2	19	31	4.0	21	7	
63...	64	16	2	2	...	3	3	11	13	35	4.2	13	5	
64...	86	29	5	5	...	2	1	22	3	26	31	3.5	29	5	
65...	112	31	2	1	1	13	3	10	...	16	29	33	3.6	29	10	
66...	83	28	3	1	2	14	...	14	...	11	1	25	27	3.3	26	6	
67...	93	26	16	16	...	10	8	2	24	43	3.4	24	10	
68...	99	23	1	1	...	22	3	19	21	39	3.6	21	9	
69...	82	26	5	1	4	21	13	8	21	37	3.2	21	11	
70...	75	37	15	5	10	18	3	13	2	4	9	8500	5.6	22	32	3.0	31	5	
71...	162	43	3	3	...	17	5	12	...	23	8	10500	4.9	34	31	3.5	42	15	
72...	79	31	31	29	30	3.3	29	6	
73...	120	45	4	4	...	5	5	36	1	39	36	3.2	40	11	
74...	7	2	
76...	323	114	7	7	107	99	27	3.0	99	35	
77...	95	26	3	3	...	3	3	20	1	22	37	3.4	23	10	
78...	85	24	1	1	23	2	18	28	3.3	20	9	
79...	149	64	29	26	3	4	1	3	...	31	58	35	2.9	58	13	
80...	*192	72	4	4	...	22	13	9	...	46	4	67	37	3.4	71	12	
81...	**326	109	53	25	28	54	35	19	...	2	11	11500	5.1	89	33	3.1	100	24	
82...	375	135	23	12	11	106	42	64	...	6	4	114	36	3.5	118	30	
83...	143	53	1	1	...	27	7	20	...	25	2	40	32	3.5	42	13	
84...	146	45	5	4	1	7	7	3	...	30	7	8500	4.6	31	32	3.6	38	16	
85...	153	47	4	4	...	12	8	4	...	31	7	8500	4.9	33	32	3.5	40	17	
86...	93	23	5	2	3	...	18	1	20	36	4.3	21	9	
87...	151	45	37	32	5	7	5	2	...	1	31	7500	5.6	13	45	4.8	44	5	
88...	74	22	19	15	4	3	2	1	15	7500	5.6	6	45	5.2	21	2	
89...	41	14	13	12	1	1	1	1	10	8500	5.4	4	14	1	
90...	40	15	11	11	...	4	3	3	7	17000	5.7	7	39	4.1	14	1	
91...	82	27	24	24	...	3	2	1	22	10500	5.3	4	26	3	
92...	**68	22	21	19	2	1	1	19	8500	5.2	3	22	2	
93...	132	36	6	6	...	12	3	8	...	18	9	9500	6.1	23	31	3.8	32	12	
95...	112	51	2	2	49	1	45	23	2.8	46	12	
96...	89	24	4	4	...	6	3	3	...	14	5	9000	7.4	19	29	3.2	24	2	
97...	26	10	8	8	...	2	2	10	56	3.6	10	1	
98...	79	28	28	26	30	3.3	26	7	
99...	23	6	3	...	3	1	4	5	2	
100...	57	21	1	...	1	...	20	21	53	3.9	21	2	
102...	54	17	4	2	2	13	3	12	35	3.8	15	4	
103...	76	21	9	8	1	5	1	4	...	7	1	19	45	3.6	20	5	
104...	62	19	9	...	10	1	16	36	3.6	17	4	
105...	88	28	3	...	3	3	2	1	...	22	2	23	33	3.4	25	10	
106...	70	33	5	5	28	1	27	33	2.9	28	8	
107...	51	13	4	...	4	...	9	12	30	3.7	12	4	
108...	26	8	2	6	8	43	4.1	8	2	
109...	83	28	2	...	26	1	26	30	4.0	26	6	
110...	110	36	3	1	2	...	33	34	34	3.3	34	8	
111...	123	34	12	9	3	15	7	8	...	7	6	9500	6.7	27	72	3.4	33	13	
112...	**126	27	21	17	4	6	2	4	10	8000	6.7	17	50	5.1	27	6	
113...	236	80	32	27	5	15	9	6	...	33	15	10000	5.6	60	37	3.8	75	20	
114...	63	23	6	6	...	1	...	1	...	16	2	17	27	3.2	19	7	
115...	71	24	9	7	2	15	1	21	35	3.1	22	7	
116...	51	10	1	1	...	3	2	1	...	6	1	9	33	4.4	10	4	
117...	25	8	5	5	...	3	3	4	4	8	1	
118...	26	6	4	4	...	2	1	1	3	3	6	2	
119...	21	5	3	3	...	1	1	1	3	1	4	1	
7.....	*5001	1504	957	627	330	399	225	169	5	148	378	9000	5.8	1026	41	3.9	1398	319	
1...	70	19	12	11	1	6	5	1	...	1	15	9500	5.7	4	19	10	
2...	120	25	13	12	1	12	12	11	5500	5.9	14	48	4.5	25	7	
3...	99	26	17	15	2	9	6	3	10	7500	5.0	16	52	4.2	26	4	
4...	69	25	22	20	2	3	6	10000	5.2	18	44	3.4	24	7	
5...	65	20	4	4	...	15	6	9	...	1	1	16	38	4.0	17	5	
6...	112	27	14	13	1	11	8	3	...	2	15	6500	5.1	11	49	4.7	26	8	
7...	91	26	6	6	...	18	11	7	...	2	6	6000	5.8	20	45	5.5	26	6	
8...	60	16	1	1	...	13	7	6	...	2	3	12	42	5.3	15	4	
9...	91	25	11	10	1	14	13	1	13	9500	7.5	11	50	4.3	24	5	
10...	**122	31	12	12	...	18	14	4	...	1	13	10500	6.0	16	49	5.4	29	5	
11...	103	27	2	2	...	14	8	5	...	11	2	24	43	4.0	26	8	
12...	*77	27	4	3	1	22	5	17	...	1	1	26	36	3.2	27	6	
13...	**107	27	1	1	...	13	...	13	...	13	1	25	35	3.6	26	8	
14...	112	37	1	...	1	20	6	14	...	16	1	35	33	3.7	36	10	
15...	101	28	28	4	24	2	23	39	4.1	25	10	
16...	105	34	33	6	27	1	...	1	30	39	3.8	30	9	
17...	93	38	38	12	26	36	38	3.4	36	6	
19...	39	11	11	5	6	3	7	45	5.1	10	2	
20...	*107	44	2	2	...	28	15	13	...	14	41	39	3.9	41	6	
21...	89	25	22	7	15	...	3	25	43	3.7	25	10	

City Block Characteristics

Table 2.—CHARACTERISTICS OF HOUSING UNITS, BY BLOCKS: 1960—Con.

["Total population" contains no persons in group quarters unless preceded by asterisk; one asterisk (*) denotes less than 10 percent; two asterisks (**), 10 percent or more]

Blocks within census tracts	Total population	All housing units by condition and plumbing								Occupied housing units								
		Total	Sound			Deteriorating			Dilapidated	Owner occupied			Renter occupied			Occupied by non-white	1.01 or more persons per room	
			Total	With all plumbing facilities	Lacking some or all facilities	Total	With all plumbing facilities	Lacking some or all facilities		Total	Average value (dollars)	Average number of rooms	Total	Average contract (dollars)	Average number of rooms			
								With flush toilet										No flush toilet
29...	113	31	27	15	12	3	...	3	...	1	11	6500	4.5	17	44	3.4	28	11
30...	35	12	9	8	1	2	...	1	...	1	3	8	37	3.6	11	2
31...	54	23	23	20	3	8	7500	4.9	13	43	3.1	21	3
32...	66	21	19	17	2	2	...	2	6	7500	5.2	15	41	4.2	21	5
33...	145	35	33	28	5	2	...	2	5	7000	4.8	27	47	4.1	32	12
34...	20	4
35...	128	4	24	24	...	15	14	1	...	2	20	7000	4.8	19	53	4.0	39	5
36...	20
37...	43	14	11	11	...	3	2	1	6	8500	4.7	7	55	4.4	13	3
38...	432	113	99	96	3	10	5	5	...	4	70	7500	4.9	38	56	4.4	37	22
40...	60	15	11	11	...	4	2	2	9	7500	4.9	6	52	4.7	15	5
41...	31	14	10	10	...	4	4	8	8000	4.5	4	12	...
43...	165	33	33	31	2	2	31	32	4.7	33	16
44...	32	12	7	5	2	5	1	4	1	11	32	3.6	12	2
45...	47	16	16	15	1	15	49	3.1	15	4
46...	45	14	10	2	8	4	3	1	4	10	33	4.4	14	4
47...	105	24	24	24	24	41	4.2	24	10
48...	92	18	18	18	18	37	4.8	18	10
49...	71	20	20	20	20	32	4.1	20	4
50...	169	33	33	33	5	...	5.8	28	35	5.0	33	15
51...	254	58	58	58	56	32	4.4	56	19
52...	79	17	17	17	17	31	4.3	17	8
53...	149	39	39	39	38	31	4.2	38	9
54...	237	58	58	58	57	31	4.2	57	20
55...	57	12	1	...	1	11	1	10	12	37	5.1	12	4
56...	580	165	164	164	...	1	1	8	7500	4.9	155	54	4.0	163	41
57...	78	24	22	22	...	2	2	24	52	4.1	24	5
58...	115	34	31	28	3	3	3	22	6500	5.0	9	54	4.9
59...	97	25	22	20	2	3	3	14	7500	5.1	11	47	4.2
60...	106	23	20	19	1	3	2	1	15	6500	4.8	8	59	5.0
61...	416	108	80	80	...	28	13	15	15	7000	5.0	86	38	4.1	101	37
62...	245	63	63	63	61	33	4.2	61	15
65...	58	22	5	3	2	16	...	16	...	1	3	16	32	3.2	19	4
66...	209	74	63	46	17	5	...	5	...	6	35	8000	5.5	32	44	4.4	34	8
68...	11	4
69...	45	16	13	12	1	3	...	3	9
70...	64	16	16	11	5	9	5500	5.6	6	44	4.3	...	2
71...	21	7	6	1	5	1	...	1	7	6000	4.6	9	48	4.8	...	5
72...	22	5	5	3	2	3	4	1
73...	43	16	16	8	8	3	2	1
74...	40	13	12	9	3	1	7	6500	4.3	5	...	4.0	...	3
75...	63	17	16	11	5	1	...	1	7	9000	5.7	9	44	4.4	...	3
76...	51	18	18	13	5	9	5500	5.0	8	43	4.6	...	2
77...	57	20	20	11	9	7	5500	4.7	10	45	4.0	...	3
79...	14	5	5	3	2	10	5500	4.7	10	45	4.0
80...	26	7	5	4	1	2	...	2	5	6500	5.4
83...	**26	10	8	3	5	1	1	1	7	47	4.6	...	2
84...	37	12	9	8	1	3	...	3	...	1	3	7	43	2.1
85...	12	4	1	3	...	3	5	10500	6.0	7	42	4.4	...	1
86...	27	14	14	13	1	4
87...	70	24	23	21	2	1	...	1	14	9500	5.6	10	51	3.9	...	1
88...	6	2
89...	73	23	16	10	6	5	1	4	...	2	6	11000	6.5	15	48	4.2	...	5
9.....	**4647	1462	1070	997	73	296	206	87	3	96	667	9000	5.7	717	55	3.9	50	152
2...	16	6	6	6	4	1
3...	11	3
4...	**29	8	8	4	4	8	58	4.1	...	1
5...	**9
6...	19	6	4	3	1	1	1	...	1	...	1	5	73	4.6	...	1
10...	18	11	7	3	4	3	2	1	...	1	1	8	39	3.0
12...	76	31	29	23	6	1	...	1	...	1	10	7500	6.2	18	54	3.8	...	3
14...	7	3
15...	89	24	7	6	1	1	...	1	...	16	5	8000	7.0	19	97	3.4	15	8
16...	26	8	2	2	6	1	7	37	4.0	...	2
17...	99	27	1	1	...	22	19	3	...	4	13	5000	5.1	12	40	4.3	...	8
18...	117	34	5	5	...	24	18	6	...	5	9	5500	4.7	20	48	4.5	...	10
19...	**80	26	1	1	...	19	14	5	...	6	13	4500	5.1	11	42	4.4	...	3
20...	38	13	13	11	2	7	8000	5.6	6	43	3.5	...	1
21...	24	6	5	5	1	5	10000	6.8	1	42	3.0	...	1
22...	31	10	10	7	3	4	6	42	3.0	...	3
24...	3	1
25...	12	4
26...	30	19	19	19	1	18	64	2.6
27...	14	8	3	...	3	...	5	5	1
28...	111	59	32	30	2	26	6	20	...	1	3	52	35	3.2	...	4
29...	**418	22	22	22	7	15500	8.0	14	58	2.9
31...	32	17	17	16	1	1	15	39	3.5
35...	36	11	3	1	2	7	6	1	...	1	2	9	24	4.6	...	3
36...	70	18	9	9	...	6	2	4	...	3	10	6000	6.2	8	37	4.1	...	4
37...	53	18	15	13	2	2	...	2	...	1	12	5500	5.5	6	53	4.3	...	2
38...	7	4
39...	**65
40...	71	27	27	27	1	26	53	2.2	...	11
41...	**65	18	10	10	...	8	8	12	8500	6.4	5	66	4.4	...	2
42...	75	26	9	8	1	12	8	4	...	5	12	6000	5.3	14	47	4.1	...	6

Table 2.—CHARACTERISTICS OF HOUSING UNITS, BY BLOCKS: 1960—Con.

["Total population" contains no persons in group quarters unless preceded by asterisk; one asterisk (*) denotes less than 10 percent; two asterisks (**), 10 percent or more]

Blocks within census tracts	Total population	All housing units by condition and plumbing									Occupied housing units								
		Sound					Deteriorating				Dilapidated	Owner occupied			Renter occupied			Occupied by non-white	1.01 or more persons per room
		Total	With all plumbing facilities	Lacking some or all facilities	Total	With all plumbing facilities	Lacking some or all facilities		Total	Average value (dollars)		Average number of rooms	Total	Average contract rent (dollars)	Average number of rooms				
							With flush toilet	No flush toilet											
43...	52	16	8	8	...	5	4	1	3	...	3	7	5500	5.0	8	71	3.9	...	3
44...	50	17	5	5	...	12	9	3	3	12	5500	4.3	3	4
45...	48	16	7	5	2	9	6	3	3	11	8000	5.5	5	40	3.8	...	2
46...	77	23	8	8	...	9	8	1	1	10	5000	5.2	10	62	3.6	...	3
47...	45	17	2	2	...	6	3	3	3	9	12	42	4.2	...	2
48...	37	12	4	4	...	6	6	9	6500	5.4	3	1
49...	23	6	2	1	1	4	4	3	4	1
50...	23	5	1	1	...	2	2	2	3	3
51...	75	22	11	11	...	11	10	1	1	16	8000	4.6	6	68	4.2	...	2
52...	86	31	29	29	...	2	2	11	9500	5.5	18	74	3.7	...	1
53...	7	4
55...	28	11	11	11	4	5	...	3.8	...	1
56...	32	13	13	13	4	8	57	3.9	...	1
57...	35	17	17	15	2	8	7500	6.1	9	53	3.7
58...	29	12	5	5	1	3	2	1	1	3	9	41	4.3	...	1
59...	13	5	3	3	1	3	2	1	1	2	1
60...	37	10	6	5	3	3	3	1	1	3	7	41	5.0	...	2
61...	5	2	3	2
62...	14	6
63...	33	18	17	16	1	1	1	1	1	15	110	4.3	...	1
64...	28	11	11	11	1	9	...	7.3
66...	20	15	15	10	10	13	37	2.6	...	2
67...	50	16	16	10	6	1	15	50	3.6	...	1
68...	52	17	3	3	...	14	8	6	4	10	54	3.4	...	5
69...	44	15	12	10	2	3	2	1	1	6	6000	6.7	9	45	3.9	...	1
70...	35	12	11	9	...	9	3	1	1	8	8000	6.4	4
71...	65	21	14	14	...	7	6	1	1	8	6000	6.3	12	65	3.7	...	5
72...	69	21	21	21	11	7000	6.1	10	56	4.6	...	2
73...	48	20	19	19	...	1	1	14	6500	5.5	5	56	3.4	...	1
74...	66	24	24	22	2	13	9500	5.6	11	132	4.5	...	1
75...	74	24	21	21	...	3	3	14	9000	6.2	9	59	4.4	...	2
77...	205	68	63	63	...	5	5	48	9000	5.0	19	69	4.1	...	2
78...	79	23	23	22	1	20	9000	5.7	3	1
79...	39	11	11	11	8	10000	7.6	3
80...	*53	14	14	14	10	9500	6.7	4	1
81...	46	19	19	18	1	16	7000	5.2	2	3
82...	85	24	24	24	9	6500	5.4	14	54	4.3	...	3
83...	67	23	22	20	2	1	1	10	9500	5.1	12	56	3.8	...	3
84...	31	12	8	8	...	4	4	6	7000	5.7	3	2
85...	17	7	2	2	...	5	5	2	5	32	4.0
86...	16	10	8	8	...	2	2	2	8	75	4.5
87...	26	8	7	6	1	1	1	6	21000	9.3	2
88...	*77	25	25	25	8	8500	6.6	15	65	4.2	...	1
89...	16	9	5	5	...	2	2	2	2	3	5	36	3.2
91...	*74	23	21	20	1	2	2	10	10500	5.5	12	60	3.5	...	2
92...	43	14	14	14	7	8000	4.9	7	57	3.1	...	2
93...	71	25	25	25	12	11000	6.0	11	61	3.7	...	3
94...	43	15	15	15	14	15000	5.6	1
95...	48	18	18	18	17	10500	5.3	1
96...	36	15	15	15	10	9500	5.5	4
97...	14	6	5	5	...	1	1	6	9000	5.7
98...	114	30	30	30	26	10000	5.4	4
99...	8	2
100...	9	4
101...	2	1
102...	8	2
103...	8	3
104...	140	42	37	37	...	5	1	3	1	34	11500	5.1	8	51	3.4	8	2
105...	17	8	8	8	4	1
106...	*49	12	12	11	1	10	9500	6.8
107...	22	7	7	7	5	6000	6.0	2
109...	80	29	16	16	...	13	9	4	1	10	5500	5.6	17	43	3.8	17	3
110...	10	6	3	3	...	2	1	1	1	3	1
111...	9	1
112...	7	4	9
114...	21	11	3	3	3	4	4	4	4	4	1	...	9	24	3.4	10	1
117...	6	2
10.....	*4603	1636	1546	1524	22	87	73	12	2	3	3	1008	13000	5.8	529	76	3.8	12	67
2...	6	3
3...	140	55	36	30	6	19	13	6	14	8000	5.8	35	57	3.0	...	6
4...	21	10	9	5	4	1	1	4	2
5...	39	12	7	7	...	5	5	9	8500	5.8	3	1
6...	27	9	7	7	...	2	2	7	8500	5.9	2
7...	113	55	53	49	4	2	2	16	13500	6.9	37	70	2.9
8...	*109	45	40	40	4	4	4	10	13000	7.3	34	76	3.8
9...	*59	18	13	13	...	5	5	10	11500	6.3	6	78	7.2
10...	26	8	8	8	3	5	75	5.0	...	1
11...	37	13	13	13	8	9000	6.4	5	61	3.6
12...	58	19	18	18	...	1	1	8	10000	6.1	11	68	3.8	...	1
13...	31	14	11	11	...	3	...	3	4	8	66	3.1	...	2
14...	18	8	8	8	5	7500	4.6	2
15...	17	6	6	6	5	11500	5.8	1
16...	17	7	4	4	...	3	3	3	2	1
17...	44	20	17	17	...	3	3	15	9500	6.1	4
18...	70	25	22	22	...	3	3	22	11000	5.6	3
19...	16	6	6	6	6	16000	6.3

Table 2.—CHARACTERISTICS OF HOUSING UNITS, BY BLOCKS: 1960—Con.

["Total population" contains no persons in group quarters unless preceded by asterisk: one asterisk (*) denotes less than 10 percent; two asterisks (**), 10 percent or more]

Blocks within census tracts	Total population	All housing units by condition and plumbing										Occupied housing units						
		Sound					Deteriorating					Owner occupied			Renter occupied			
		Total	Total	With all plumbing facilities	Lacking some or all facilities	Total	With all plumbing facilities	Lacking some or all facilities		Dilapidated	Total	Average value (dollars)	Average number of rooms	Total	Average contract rent (dollars)	Average number of rooms	Occupied by non-white	1.01 or more persons per room
								With flush toilet	No flush toilet									
20...	27	10	10	10	7	14000	6.6	2	1	
21...	35	15	14	14	...	1	1	15	11500	5.9	
22...	14	5	5	5	3	2	
23...	*209	86	80	80	...	6	6	18	14000	7.4	66	55	2.3	4	15	
24...	*105	55	54	54	...	1	1	16	12000	6.1	39	72	2.7	
25...	64	24	20	20	...	4	4	16	12500	6.0	8	70	4.6	
26...	36	11	11	11	9	11500	6.3	2	
27...	32	13	10	7	3	3	3	7	13500	6.0	6	53	2.5	...	1	
28...	19	8	8	8	5	9500	5.2	3	1	
29...	27	8	7	7	...	1	1	5	8000	4.6	3	
30...	18	7	6	6	...	1	1	2	5	72	3.8	...	1	
31...	339	169	168	168	...	1	1	25	10500	5.4	99	101	5.9	...	8	
32...	19	6	6	6	5	10000	6.0	1	
33...	73	24	23	21	2	1	1	18	10500	6.5	6	84	5.5	
34...	81	27	27	27	17	10500	5.6	10	82	5.3	...	1	
35...	76	26	26	24	2	22	13500	6.7	4	
36...	48	16	16	16	14	12000	6.8	2	1	
37...	*67	23	22	22	...	1	1	17	12500	6.7	5	83	6.6	...	1	
38...	97	32	31	31	...	1	1	24	13500	7.0	6	76	4.0	...	1	
39...	15	6	6	6	6	15000	5.3	1	
40...	87	32	31	31	...	1	1	28	12500	6.0	4	
41...	99	28	27	27	...	1	1	25	15000	6.5	3	
42...	115	34	33	33	...	1	1	25	12500	6.2	8	71	6.4	...	1	
43...	69	32	29	28	1	2	2	...	1	23	11500	6.0	6	74	4.5	
44...	107	32	32	32	28	12500	6.1	4	
45...	81	26	26	26	18	12500	6.4	7	77	5.0	...	1	
46...	50	19	19	19	15	13000	5.7	3	
47...	170	48	48	48	37	15000	5.7	11	80	4.7	...	4	
48...	67	25	25	25	15	11000	5.4	6	72	4.2	...	2	
49...	82	25	25	25	24	13000	5.9	1	
50...	43	13	13	13	13	16500	6.2	
51...	51	14	14	14	13	12500	5.5	1	
52...	33	12	12	12	9	14000	5.8	3	
53...	49	14	13	13	...	1	1	11	13500	6.1	3	
54...	51	16	16	16	14	13000	6.3	2	
55...	57	17	17	17	15	12000	6.2	2	1	
56...	54	13	13	13	13	16500	5.6	
57...	25	8	8	8	8	19500	5.5	
58...	73	20	20	20	18	14500	5.4	2	
59...	77	21	21	21	20	12000	5.1	1	1	
60...	93	30	30	30	27	15000	5.5	2	
61...	140	34	34	34	31	16000	5.7	2	4	
62...	285	90	89	89	...	1	1	75	15000	5.4	5	...	4.8	8	2	
63...	106	28	28	28	23	14000	5.2	5	...	5.0	...	1	
64...	100	29	29	29	25	11500	5.0	3	2	
65...	161	63	60	60	...	2	2	...	1	48	16000	3.9	13	78	3.8	...	4	
66...	14	5	2	2	...	3	2	...	1	5	10500	6.6	
67...	15	4	
11.....	*3177	1316	1228	1186	42	86	48	37	1	2	444	13500	7.3	755	69	3.9	57	48
1...	49	19	19	18	1	12	13000	6.9	5	...	5.0	
2...	70	33	30	30	...	3	3	9	14500	8.4	23	79	4.0	1	1	
3...	**102	36	33	33	...	3	3	11	12500	7.8	24	86	4.3	...	1	
4...	30	20	20	20	4	12	70	3.8	
6...	69	30	30	30	15	16500	7.5	15	79	4.0	
7...	86	34	34	34	11	12000	8.2	22	70	3.4	...	1	
8...	32	12	12	12	3	9	76	5.1	
9...	4	1	
10...	24	10	10	10	2	7	65	4.0	
11...	9	4	
12...	15	10	10	10	2	7	74	3.6	
13...	*52	18	18	18	8	14000	8.9	7	73	3.3	
14...	26	12	12	12	5	...	6.2	7	60	5.4	
15...	60	35	35	35	7	14000	7.9	26	72	3.1	
16...	16	4	
17...	25	7	6	6	1	3	3	
18...	5	1	
19...	16	6	6	6	1	4	1	...	
20...	**105	43	43	43	11	18500	8.2	24	62	3.5	...	2	
21...	66	25	25	25	15	15000	8.6	10	64	3.0	1	...	
22...	92	57	57	56	1	6	18500	8.5	51	85	3.5	
23...	101	44	44	44	15	9500	6.3	29	68	3.8	...	1	
24...	77	27	27	27	22	19000	7.7	4	
25...	92	34	34	34	27	19500	8.0	6	91	5.7	
26...	72	38	38	38	12	21000	8.8	24	72	3.9	
27...	53	23	23	23	14	20000	7.6	9	72	3.3	
28...	53	21	21	21	5	13500	8.8	16	72	4.2	...	1	
29...	45	20	18	13	5	2	2	12	13000	7.4	6	52	3.3	...	2	
30...	16	8	8	5	3	6	41	3.8	1	1	
31...	21	8	4	4	...	4	4	1	6	37	4.0	...	1	
32...	60	16	16	16	2	14	54	4.9	...	1	
33...	104	45	28	25	3	17	17	10	8000	5.8	25	44	4.2	1	4	
34...	17	8	8	7	1	1	6	51	4.3	
35...	21	9	9	9	3	7	72	3.8	
36...	4	2	
37...	**35	13	6	7	7	61	3.9	...	1	
39...	**81	20	19	19	...	1	5	2	...	5	...	5.8	14	58	4.8	...	1	

Table 2.—CHARACTERISTICS OF HOUSING UNITS, BY BLOCKS: 1960—Con.

["Total population" contains no persons in group quarters unless preceded by asterisk; one asterisk (*) denotes less than 10 percent; two asterisks (**), 10 percent or more]

Blocks within census tracts	Total population	All housing units by condition and plumbing									Occupied housing units								
		Sound					Deteriorating				Dilapidated	Owner occupied			Renter occupied			Occupied by non-white	1.01 or more persons per room
		Total	Total	With all plumbing facilities	Lacking some or all facilities	...	Total	With all plumbing facilities	Lacking some or all facilities			Total	Average value (dollars)	Average number of rooms	Total	Average contract rent (dollars)	Average number of rooms		
									With flush toilet	No flush toilet									
40...	55	14	5	5	...	9	...	9	4	10	37	4.5	11	3	
41...	13	4	
42...	162	66	37	26	11	28	7	20	1	1	18	8000	5.9	39	34	4.0	36	7	
43...	77	35	35	33	2	13	12000	5.9	17	58	3.2	...	1	
44...	100	41	41	37	4	8	13500	7.1	28	69	3.9	...	2	
45...	3	1	
46...	172	67	66	65	1	1	1	22	10000	7.4	40	70	4.2	...	2	
47...	63	27	23	23	...	4	4	14	13500	7.9	6	57	3.7	...	3	
48...	97	38	38	33	17	10500	7.1	19	73	4.2	...	2	
50...	56	25	23	21	...	2	...	2	10	...	6.2	11	60	4.2	
51...	*115	40	40	39	1	12	10500	6.3	23	69	4.3	...	3	
52...	52	21	21	21	10	11000	8.2	9	64	4.9	...	1	
53...	101	42	42	41	1	15	10000	5.8	27	64	4.4	
60...	225	96	96	95	1	21	12000	6.0	72	88	3.0	1	4	
61...	81	46	46	46	11	10500	6.6	14	81	4.0	...	2	
12.....	**3105	919	889	843	46	28	12	11	5	2	673	21000	6.9	193	62	3.8	211	60	
1...	120	38	31	31	...	6	1	...	5	1	33	14500	5.5	4	22	4	
2...	27	12	12	12	7	40000	11.0	1	
3...	18	6	6	6	4	1	
4...	19	6	6	6	4	2	
5...	98	27	27	27	25	10000	5.2	2	27	2	
6...	**1016	220	210	185	25	10	6	4	131	14500	5.7	75	42	3.9	115	32	
7...	36	11	9	4	5	2	...	2	5	7500	4.6	6	35	3.3	11	3	
8...	33	10	8	3	5	2	...	2	4	5	35	3.4	9	3	
9...	33	10	10	9	1	6	8000	5.3	4	10	1	
10...	18	6	6	2	4	1	5	36	2.4	6	1	
11...	51	18	18	16	2	18	26000	6.7	
12...	75	26	26	26	25	26000	6.5	1	
13...	72	23	23	23	22	24000	6.4	1	
14...	79	28	28	28	27	23000	6.9	
15...	52	20	20	20	19	22000	6.7	1	
16...	67	24	24	24	24	21000	6.3	
17...	81	29	29	29	27	31000	7.3	1	
18...	6	4	
20...	71	25	25	25	22	35000	8.5	2	
21...	26	11	11	11	5	...	9.0	3	
22...	34	10	10	10	10	24000	8.8	
23...	20	7	7	7	6	34000	8.5	1	
24...	21	8	8	8	6	29000	9.8	
25...	12	7	7	7	3	4	
26...	123	44	44	44	33	28000	8.5	5	...	4.4	1	1	
27...	55	20	20	20	16	26000	8.9	3	
28...	27	10	8	8	...	1	...	1	...	1	6	11000	4.8	2	
29...	32	9	7	7	...	2	...	2	5	10500	5.0	4	5	2	
30...	183	60	59	59	...	1	1	47	21000	7.1	8	95	5.0	...	2	
31...	51	15	15	13	2	10	18500	5.9	5	...	4.6	
32...	70	20	20	20	18	14500	6.0	2	
33...	88	23	23	23	21	20000	6.2	2	
34...	**52	15	13	13	...	2	2	9	25000	8.4	3	1	1	
35...	**31	9	7	7	...	2	2	6	...	7.2	2	
36...	85	23	23	21	2	19	28000	7.7	2	
37...	42	17	17	17	13	35000	9.4	3	
38...	4	
41...	27	9	9	9	8	35000	8.6	
43...	150	56	56	56	24	21000	7.5	31	71	3.1	...	1	
13.....	**2501	376	351	351	...	22	22	3	196	21000	5.8	148	76	4.0	...	13	
1...	117	39	32	32	...	6	6	1	28	17500	6.8	8	66	4.0	
4...	415	154	148	148	...	5	5	1	21	21000	6.6	120	76	3.9	...	9	
5...	65	20	18	18	...	2	2	20	15000	6.2	
6...	28	8	4	4	...	3	3	7	13000	6.1	1	
7...	37	11	9	9	...	2	2	11	13500	5.6	
8...	27	11	10	10	...	1	1	9	15000	5.8	
10...	**1619	62	61	61	...	1	1	52	23000	3.4	9	...	3.3	...	4	
16...	5	2	
17...	158	58	58	58	38	30000	7.3	9	93	6.6	
19...	30	11	11	11	9	31000	7.6	
14.....	1056	355	328	320	8	25	20	1	4	2	211	11000	5.3	127	60	4.0	4	19	
2...	59	20	15	12	3	5	5	10	7500	4.5	9	50	4.1	...	1	
3...	231	73	72	70	2	51	9000	5.1	22	58	4.0	...	7	
4...	6	3	
5...	40	13	13	13	13	9500	4.8	
6...	36	13	13	13	11	11000	5.5	
7...	92	41	38	38	...	3	2	22	15000	6.2	12	58	3.5	...	1	
8...	29	9	9	9	7	21000	7.7	1	1	...	
9...	14	4	8	16000	6.3	1	
10...	37	10	7	7	...	3	3	9	14500	5.2	
11...	30	9	9	9	16	13500	5.7	7	82	4.7	...	1	
12...	73	24	23	23	...	1	1	8	10000	5.0	1	1	
13...	32	9	9	9	
14...	4	1	
20...	3	2	
21...	40	15	15	15	4	15	61	3.9	...	1	
22...	137	52	52	52												

City Block Characteristics

Table 2.—CHARACTERISTICS OF HOUSING UNITS, BY BLOCKS: 1960—Con.

["Total population" contains no persons in group quarters unless preceded by asterisk; one asterisk (*) denotes less than 10 percent; two asterisks (**), 10 percent or more]

Blocks within census tracts	Total population	All housing units by condition and plumbing									Occupied housing units						1.01 or more persons per room	
		Total	Sound			Deteriorating			Dilapidated	Owner occupied			Renter occupied			Occupied by non-white		
			Total	With all plumbing facilities	Lacking some or all facilities	Total	With all plumbing facilities	Lacking some or all facilities		Total	Average value (dollars)	Average number of rooms	Total	Average contract rent (dollars)	Average number of rooms			
23...	46	14	11	9	2	3	2	1	1	3	11	8000	4.8	3
24...	43	13	4	4	...	8	5	1	10	6000	4.4	1
26...	59	16	16	16	15	9000	5.3	1
27...	45	14	14	14	12	10000	5.2	2
15.....	480	148	136	122	14	10	6	2	2	2	93	8500	5.5	50	56	4.7	...	14
2...	39	11	9	6	3	2	2	...	7	5500	5.9	4	2
3...	14	5	4	4	1	1	3
4...	5	2
5...	6	1
6...	38	9	7	7	...	2	2	5	8000	6.4	4	1
7...	2	1
8...	7	2
9...	10	4
11...	45	14	14	14	7	9500	5.6	7	60	4.6	...	2
12...	32	11	9	9	...	2	1	1	7	8000	5.6	3	1
13...	30	9	9	8	1	8	9500	6.4	1	2
14...	7	2
15...	56	19	19	15	4	11	8000	4.8	7	57	4.7
16...	4	1
17...	35	12	12	12	8	7500	4.9	3
18...	22	6	6	3	3	3	3	2
19...	8	4
20...	30	10	10	10	9	9000	5.8
21...	35	10	9	8	1	1	...	1	8	9000	4.5	2	2
22...	8	2
23...	22	7	5	4	1	2	2	3	4
24...	25	6	5	5	...	1	1	2	4	2
16.....	*5256	1414	1338	1270	68	66	25	17	24	10	808	8500	5.1	550	45	4.1	852	270
1...	367	107	101	90	11	6	...	4	2	...	35	7500	4.9	68	52	3.8	25	16
2...	52	18	18	18	2	16	54	3.5	...	2
3...	60	20	20	20	1	19	56	3.7	...	2
4...	53	19	19	19	19	55	3.6	...	2
5...	61	21	21	21	8	17	57	3.9
6...	44	15	15	15	4	7500	5.1	7	60	4.0	...	1
7...	4	1
8...	574	179	179	179	4	173	38	4.0	...	17
9...	353	83	83	83	83	40	4.6	...	19
10...	9	3
11...	41	10	7	6	1	1	1	2	7	5500	5.6	3	1
12...	118	26	24	23	1	2	2	11	5500	5.1	12	49	4.4	3	10
13...	184	52	47	40	7	4	...	4	...	1	16	6000	4.7	29	48	4.2	15	22
14...	43	13	10	9	1	2	...	1	1	1	4	5	47	4.6	4	4
15...	24	7	5	4	1	2	...	1	1	...	2	2	2	3
16...	103	30	30	22	8	17	6000	5.0	9	48	4.3	15	6
17...	5	2
18...	95	21	18	2	16	1	1	2	12	6500	5.3	8	52	4.5	14	7
19...	83	26	24	23	1	2	20	8000	5.0	4	24	5
20...	27	8	7	7	...	1	...	1	6	12500	5.2	1	1	2
21...	93	21	20	19	1	1	1	20	9000	5.1	20	3
22...	160	30	30	28	2	28	8500	5.0	2	30	12
23...	121	27	27	27	27	9000	5.0	27	6
24...	77	15	15	15	14	10500	5.4	1	15	5
25...	68	15	12	11	1	2	2	1	13	8500	4.9	2	15	4
26...	12	4
27...	22	4
28...	49	16	5	4	1	10	1
29...	2	2	5	4500	4.6	10	29	3.5	15	4
30...	32	9	7	7	...	2	2	8	4500	5.0	1	9	1
31...	30	9	6	5	1	1	1	2	5	8000	5.6	3	8	1
32...	44	13	10	10	...	3	1	1	1	...	13	6500	4.9	13	1
33...	23	6	5	4	1	1	4	2	6	2
35...	86	25	17	15	2	8	4	...	4	...	22	6500	5.4	3	25	1
36...	70	20	14	12	2	6	1	2	3	...	12	5500	4.9	7	42	4.9	18	4
37...	37	9	8	8	...	4	1	1	4	5	46	4.0	9	2
38...	48	13	9	9	...	4	1	1	8	8000	5.0	5	43	4.2	12	2
39...	*93	21	20	20	1	15	7000	6.3	6	40	3.8	21	7
40...	53	14	10	10	...	4	4	10	16500	7.5	4	14	2
41...	25	6	6	6	5	14500	5.2	1	6	...
42...	75	21	21	21	21	9000	5.0	21	5
43...	188	43	43	42	1	41	9000	5.0	2	43	12
44...	93	22	22	20	2	20	8500	5.0	2	22	4
45...	42	16	16	16	13	9500	5.2	1	14	1
46...	8	3
47...	24	8	8	8	8	16500	6.9	8	...
48...	43	12	12	12	10	8000	5.5	2	12	2
49...	70	12	11	11	...	1	9	7000	5.3	3	11	5
50...	29	9	9	9	8	7500	5.4	9	...
51...	67	20	20	20	18	6500	4.6	1	19	5
53...	44	14	14	14	14	9000	4.9	14	2
54...	54	15	15	14	1	13	8500	5.7	2	15	3
55...	87	30	30	28	2	24	11500	5.4	5	53	4.2	29	3
57...	40	11	11	11	11	9000	4.9	11	2
58...	37	13	13	13	12	10500	5.4	12	2
59...	102	28	28	28	24	8500	5.0	24	4

Table 2.—CHARACTERISTICS OF HOUSING UNITS, BY BLOCKS: 1960—Con.

[“Total population” contains no persons in group quarters unless preceded by asterisk; one asterisk (*) denotes less than 10 percent; two asterisks (**), 10 percent or more]

Blocks within census tracts	Total population	All housing units by condition and plumbing									Occupied housing units							
		Total	Sound			Deteriorating			Dilapidated	Owner occupied			Renter occupied			Occu- pied by non- white	1.01 or more per- sons per room	
			Total	With all plumbing facilities	Lacking some or all facilities	Total	With all plumbing facilities	Lacking some or all facilities		Total	Average value (dollars)	Average number of rooms	Total	Average contract rent (dollars)	Average number of rooms			
60...	183	47	47	47	44	8500	5.0	44	10
61...	76	15	14	14	15	8500	5.0	15	6
62...	58	14	14	14	13	8500	5.0	13	4
63...	25	7	7	7	6	8500	5.0	6	1
64...	111	26	26	26	25	8500	5.0	25	7
65...	56	20	20	20	17	8500	5.0	17	7
66...	81	17	17	17	16	8500	5.0	16	2
67...	77	16	16	16	16	8500	5.0	16	5
68...	141	35	35	34	1	35	8500	5.0	35	7
17.....	*954	282	270	260	10	8	2	...	6	4	224	10500	5.2	51	57	4.4	255	27
2...	139	43	37	35	2	5	5	...	30	14500	6.1	43	1
4...	67	21	21	21	1	19	12000	5.7	13	41	4.5	20	2
5...	84	28	28	25	3	24	10500	5.8	3	27	...
6...	50	15	15	15	14	9500	4.8	1	15	...
7...	68	16	16	15	1	15	10500	5.3	1	16	2
10...	16	7	6	6	4	3
11...	15	5	4	2	2	3	2
12...	21	11	10	8	2	1	1	1	5	...	4.0	6	45	1.7	...	3
13...	92	21	20	20	...	1	1	16	10500	5.6	4	20	2
14...	**135	33	31	31	2	25	9500	5.0	6	53	4.2	31	5
15...	94	32	32	32	27	9000	4.5	4	31	2
16...	84	23	23	23	18	8500	4.6	5	65	5.2	23	5
17...	89	27	27	27	24	10500	5.0	2	26	2
18.....	3992	1244	1140	1105	35	99	75	23	1	5	853	8500	5.2	285	56	4.5	...	109
1...	624	194	194	191	3	144	9500	5.1	32	59	4.3	...	15
2...	...	1
4...	177	41	41	41	39	12000	5.1	2	5
5...	62	17	17	17	16	11500	5.3	2
6...	104	46	43	42	1	2	2	1	25	11000	5.2	5	...	4.6	...	4
7...	6	1
11...	6	2
12...	7	3
13...	45	14	13	13	...	1	1	9	8000	5.9	3	1
14...	52	15	13	13	...	2	1	11	7000	4.2	4	3
15...	86	44	43	43	...	1	1	18	11500	5.8	6	56	3.8	...	1
16...	65	50	49	47	2	1	1	20	7000	5.1	1	1
17...	9	3
18...	69	20	20	20	17	9500	4.4	3	1
19...	134	35	33	33	...	2	2	15	7000	5.5	19	62	4.4	...	5
20...	41	12	10	10	...	2	2	11	7000	4.8	1	1
21...	83	25	23	23	...	2	2	21	7000	4.4	3	2
22...	4	1
24...	47	14	13	13	...	1	10	8500	4.5	4
25...	91	26	25	22	3	1	1	18	7500	5.7	8	51	4.5	...	2
26...	17	3
27...	48	14	11	10	1	3	1	10	6000	5.7	4
28...	43	14	12	12	...	2	11	6500	4.8	3	3
29...	53	17	17	15	2	12	5000	4.3	4
30...	27	7	4	1	1	4	3	1
31...	37	9	9	8	1	7	5000	4.7	2	3
32...	80	20	18	17	1	2	2	11	8000	5.1	9	53	4.7	...	4
33...	17	5	5	5	2	3
34...	40	13	13	13	10	9000	4.9	3	1
35...	51	16	16	14	2	10	7500	4.8	6	55	4.0	...	1
36...	71	20	15	13	2	5	4	13	6500	4.9	7	52	4.6	...	2
37...	87	29	20	20	...	9	7	16	7000	5.4	12	53	4.8	...	3
38...	71	23	23	23	16	8000	4.1	7	66	4.0	...	2
39...	48	13	13	13	10	9000	4.6	3	2
40...	31	10	9	9	...	1	1	7	10000	6.3	2
41...	28	11	11	11	5	8500	6.2	5	43	4.2
42...	46	11	11	10	1	8	6500	6.3	3	1
43...	58	19	19	17	2	14	6500	5.4	4
44...	71	21	18	18	...	3	3	18	7500	5.0	3
45...	55	22	20	20	...	2	2	20	8000	5.9	2
46...	64	14	12	12	...	2	2	10	9000	6.5	4	3
47...	78	23	15	15	...	8	6	2	10	10500	5.8	11	46	4.8	...	2
48...	162	47	46	46	...	1	1	40	8500	4.6	7	68	4.0	...	6
49...	106	29	26	25	1	3	3	21	8000	4.5	8	63	4.6	...	4
50...	23	9	9	6	3	4	4
51...	33	12	12	12	7	9000	5.1	4
52...	26	8	8	8	7	8500	5.0	1	1
53...	16	4
54...	115	33	29	28	1	3	3	1	24	8500	5.2	9	63	4.2	...	4
56...	94	30	25	25	...	5	4	1	25	7500	4.9	5	...	4.0	...	1
57...	38	12	12	12	8	9500	5.1	2	1
58...	55	15	12	12	...	3	2	1	13	8000	5.5	2	2
59...	78	22	11	11	...	10	6	4	...	1	12	6000	4.4	10	41	4.9	...	1
60...	101	30	26	26	...	3	2	1	...	1	22	7500	5.5	6	...	5.0	...	5
61...	32	9	6	6	...	3	2	1	5	8500	5.0	4	2
62...	21	7	5	4	1	2	2	3	4	1
63...	87	28	26	26	...	2	2	22	11000	6.0	5	68	4.6
64...	146	42	38	31	7	4	3	1	26	7000	6.5	16	52	5.1	...	4
65...	26	9	6	6	...	3	2	1	4	3	2

City Block Characteristics

Table 2.—CHARACTERISTICS OF HOUSING UNITS, BY BLOCKS: 1960—Con.

["Total population" contains no persons in group quarters unless preceded by asterisk (*); one asterisk (*) denotes less than 10 percent; two asterisks (**), 10 percent or more]

Blocks within census tracts	Total population	All housing units by condition and plumbing									Occupied housing units							
		Total	Sound			Deteriorating			Dilapidated	Owner occupied			Renter occupied			Occupied by non-white	1.01 or more persons per room	
			Total	With all plumbing facilities	Lacking some or all facilities	Total	With all plumbing facilities	Lacking some or all facilities		Total	Average value (dollars)	Average number of rooms	Total	Average contract rent (dollars)	Average number of rooms			
																		With flush toilet
19.....	*5845	1827	1556	1460	96	255	206	48	1	*16	1104	8500	5.5	646	51	4.3	126	207
1....	101	31	31	30	1	13	11500	5.3	17	61	4.3	...	4
2....	83	23	22	20	2	1	1	16	7500	5.1	17	55	4.3	...	4
4....	26	7	4	4	3	4	2	3
5....	10	2
6....	18	6	6	5	1	5	12500	6.0
7....	**52	14	14	14	12	12500	6.3	2	1
8....	61	22	19	19	...	3	3	12	11000	5.6	7	64	4.7	...	1
9....	32	12	11	11	...	1	1	11	10500	6.1	1
10....	33	8	7	7	...	1	1	2	6	61	4.2	...	2
11....	53	17	17	17	7	9500	6.1	9	70	4.4	1	...
12....	72	20	20	18	2	15	10000	6.4	4	2
13....	59	16	15	15	1	14	12000	6.5	2
14....	65	22	22	21	1	17	10500	6.6	4
15....	68	18	18	18	17	12000	5.5	1
16....	47	17	17	17	12	12500	6.2	3
17....	11	4	1
18....	17	6	6	6	5	20000	7.4	1	1
19....	38	14	14	14	6	9500	6.5	7	66	2.9	...	1
20....	5	2
21....	13	5	5	5	2	3
22....	18	7	7	7	5	17000	8.6	2
23....	18	8	8	7	1	2	6	61	4.5
24....	30	12	12	12	9	13500	6.6	2
25....	17	8	8	7	1	6	12000	6.7	2
27....	23	8	8	8	7	11500	5.0
28....	14	4
29....	44	13	13	13	12	11500	5.1	1	1
30....	29	10	10	10	10	11500	5.1
31....	35	13	13	13	11	12500	5.2	1
32....	26	8	8	8	6	12500	5.0	2	1
33....	61	17	17	17	14	11500	5.4	3	1
34....	**41	11	8	7	1	3	3	4	6	44	3.7	...	3
35....	81	21	18	15	3	2	2	1	17	11000	6.4	4	4	4
36....	20	6	6	6	2	4
37....	33	11	10	10	...	1	1	8	12500	5.6	3
38....	8	3
39....	45	18	9	8	1	8	7	1	...	1	12	7500	5.3	5	...	3.6	8	1
40....	135	41	36	36	...	5	5	32	9500	5.6	7	61	5.4	1	4
41....	42	12	12	12	2	10	60	4.4	...	4
42....	96	32	27	27	...	4	3	1	...	1	22	7500	5.3	7	84	4.3	1	4
43....	97	30	28	25	3	2	...	2	21	7000	4.8	8	51	3.6	...	3
44....	26	8	7	7	...	1	1	7	5000	5.7	1
45....	18	4
46....	41	13	13	13	7	6500	5.7	6	51	4.7
47....	48	12	8	7	1	4	3	1	8	8000	5.4	4	4
49....	25	11	7	7	...	4	4	6	6000	4.8	3
50....	23	7	6	6	...	1	...	1	5	9000	4.2	2	1
51....	77	22	19	19	...	3	3	16	6500	4.8	4	6
52....	88	30	27	23	4	3	1	1	20	6500	4.3	7	48	5.1	...	2
53....	20	4
54....	30	10	10	10	8	9000	5.1	2	1
55....	74	21	19	19	...	2	2	16	8500	4.6	5	63	4.2	...	2
56....	52	20	19	19	...	1	1	12	9500	6.0	7	54	4.6
57....	59	19	13	13	...	6	6	15	8000	5.6	4	6	1
59....	8	6	4	4	...	2	2	4	1
60....	45	16	16	16	12	11000	7.0	4
61....	27	9	9	9	4	5	49	4.2
62....	43	11	9	9	...	2	2	7	10500	6.1	4	1
63....	15	5	5	4	1	3	2
64....	55	22	18	18	...	4	4	16	10000	6.7	6	70	3.3
65....	71	21	19	19	...	2	2	12	10000	6.6	9	69	5.2	...	1
66....	68	20	16	16	...	4	4	9	6500	5.7	11	68	5.3
67....	44	15	9	9	...	6	6	7	8000	6.1	8	40	3.6	...	2
68....	67	26	24	19	5	2	1	13	8500	4.9	12	52	4.0	...	2
69....	109	26	20	18	2	6	3	3	12	6500	5.3	14	47	4.6	...	9
70....	3	1
71....	24	13	10	10	...	3	3	5	7500	4.8	6	57	3.2	...	1
72....	20	7	7	7	1	6	58	4.2	...	1
73....	10	5	4	3	1	1	1	5	5500	4.6
74....	25	9	7	7	...	1	1	1	6	10000	5.5	3	1
75....	108	33	29	28	1	4	4	21	7500	5.5	11	48	3.9	...	7
76....	76	23	16	12	4	7	7	11	7500	5.2	10	50	4.7	...	4
77....	36	10	8	7	1	2	2	5	7000	5.0	5	35	4.4	...	2
78....	**39	9	8	7	1	1	1	3	5	43	4.0	...	1
79....	72	27	22	22	5	15	9500	5.4	12	59	4.3	...	1
80....	95	36	35	28	7	1	...	1	16	7500	5.1	17	58	4.3
81....	4	1
82....	11	5	4	4	...	1	1	2	3
83....	88	28	27	25	2	1	1	18	8000	5.8	10	50	4.3	...	2
84....	62	22	21	21	...	1	1	18	9500	5.8	4
85....	22	7	7	7	4	3
87....	40	15	15	15	13	105						

Table 2.—CHARACTERISTICS OF HOUSING UNITS, BY BLOCKS: 1960—Con.

["Total population" contains no persons in group quarters unless preceded by asterisk; one asterisk (*) denotes less than 10 percent; two asterisks (**), 10 percent or more]

Blocks within census tracts	Total population	All housing units by condition and plumbing										Occupied housing units							
		Total	Sound			Deteriorating				Dilapidated	Owner occupied			Renter occupied			Occupied by non-white	1.01 or more persons per room	
			Total	With all plumbing facilities	Lacking some or all facilities	Total	With all plumbing facilities	Lacking some or all facilities			Total	Average value (dollars)	Average number of rooms	Total	Average contract rent (dollars)	Average number of rooms			
								With flush toilet	No flush toilet										
93...	101	33	32	29	3	1	1	20	7000	5.5	13	57	4.0	...	4	
94...	78	24	19	19	...	1	5	3	2	...	15	6000	5.1	9	52	3.9	...	2	
95...	70	20	17	14	3	3	3	15	7000	5.5	5	...	4.0	...	2	
96...	71	19	14	12	2	5	4	...	1	...	11	5500	4.9	8	34	4.4	...	5	
97...	64	21	12	11	1	9	7	...	2	...	15	6000	4.5	5	45	4.8	...	2	
98...	82	28	18	16	2	7	6	...	1	...	15	5000	4.9	12	46	3.7	...	3	
99...	71	23	17	15	2	6	3	...	3	...	14	6500	4.9	9	40	4.2	...	1	
100...	20	7	6	6	...	1	1	...	6	6500	5.0	1	
101...	35	12	10	9	1	2	2	9	7000	5.1	3	
102...	70	23	21	17	4	2	1	...	1	...	13	6000	4.6	10	56	4.2	...	2	
103...	96	26	16	13	3	10	6	...	4	...	18	5000	5.4	6	50	4.2	...	4	
104...	36	10	6	5	1	4	2	...	2	...	5	6000	5.4	5	...	4.6	...	1	
105...	18	6	5	5	...	1	1	...	1	5	24	4.2	
106...	40	10	9	9	...	1	1	10	27	4.5	...	2	
107...	3	1	
108...	2	1	
109...	16	5	4	4	...	1	1	1	4	1	
110...	95	27	20	20	...	7	7	24	19	3.5	...	11	
111...	66	18	5	5	...	12	11	...	1	16	22	3.8	...	8	
112...	33	8	8	8	8	16	3.1	...	5	
114...	18	8	6	6	...	2	2	7	5000	4.6	1	
115...	35	8	4	4	...	4	3	...	1	...	5	4500	3.8	2	3	
116...	36	11	11	11	8	8000	4.4	3	
117...	82	23	23	23	18	11000	4.8	4	3	
118...	7	2	
119...	38	10	10	10	10	12000	5.0	
120...	33	10	5	5	...	5	3	...	2	...	2	8	43	3.9	10	3	
121...	55	18	13	13	...	5	5	9	5500	4.2	8	57	4.1	...	1	
122...	16	5	5	5	1	4	1	
123...	20	9	8	5	3	1	1	...	5	7500	5.8	3	8	
124...	26	4	
125...	...	1	
128...	43	10	8	7	1	2	1	...	1	...	4	6	44	4.2	6	3	
129...	2	1	
130...	22	5	4	4	...	1	1	4	1	5	1	
131...	66	21	10	6	4	7	4	...	3	...	4	4000	5.0	9	38	4.1	13	6	
132...	115	30	20	16	4	10	8	...	2	...	16	3500	4.1	14	71	3.6	8	10	
133...	30	10	7	6	1	3	1	...	2	...	4	5	41	4.8	9	1	
134...	46	19	14	14	...	5	3	...	2	...	8	6000	5.6	5	50	4.0	13	3	
136...	10	3	
137...	48	9	9	7	2	9	7000	5.2	9	4	
138...	116	36	33	32	1	3	3	22	7000	4.7	12	58	4.5	16	4	
139...	28	10	7	7	...	3	1	...	2	...	5	...	4.8	2	3	2	
140...	87	28	28	25	3	15	6000	4.9	12	61	4.8	...	1	
141...	43	12	12	12	4	8	66	4.3	...	2	
20.....	4838	1400	1251	1237	14	121	118	3	...	28	1166	11000	5.2	201	67	4.5	...	118	
1...	7	2	1	1	1	1	
2...	16	5	4	4	...	1	1	4	2	
3...	22	6	4	4	...	2	2	4	
4...	185	54	54	54	44	8500	4.5	9	74	4.6	...	4	
5...	115	29	29	29	22	8500	4.3	6	68	4.0	...	9	
7...	8	4	
8...	102	23	22	22	...	1	1	23	11000	5.0	5	
9...	163	41	41	40	1	41	11500	5.0	6	
10...	81	20	20	20	20	13000	5.1	4	
11...	132	36	35	35	...	1	1	35	11500	5.2	1	
12...	150	41	41	41	40	13000	5.3	4	
13...	117	30	30	30	30	12500	5.2	4	
14...	447	136	129	127	2	6	6	1	104	11500	5.1	25	60	4.4	...	15	
15...	194	59	59	59	54	10500	5.0	5	68	4.4	...	2	
16...	122	31	31	31	26	12500	5.5	5	108	5.8	...	3	
17...	67	18	18	18	17	14500	5.3	1	1	
18...	162	53	53	53	44	9000	4.5	7	59	3.7	...	3	
19...	45	10	10	10	9	11500	5.4	1	1	
20...	41	12	12	12	11	8500	5.7	1	1	
21...	58	21	4	4	...	17	15	2	13	9500	5.7	7	61	4.9	...	1	
23...	74	23	8	8	...	15	15	19	8500	5.4	4	2	
24...	62	21	11	11	...	9	9	17	8000	4.9	3	
25...	11	3	
26...	37	12	11	11	...	1	1	11	9500	5.0	1	
27...	467	136	101	97	4	18	18	17	107	12000	5.2	25	62	4.4	...	10	
28...	72	20	20	20	18	13000	5.1	1	
29...	78	23	17	17	...	4	4	2	20	9500	4.6	1	79	4.3	...	1
30...	86	27	19	19	...	8	8	21	9000	4.9	6	79	4.3	...	1	
31...	94	26	14	12	2	11	11	17	8000	5.2	9	60	4.6	...	4	
32...	61	13	10	10	...	3	3	7	6000	5.7	5	58	4.8	...	3	
33...	56	15	15	15	10	6500	4.4	5	...	4.4	...	3	
34...	47	12	12	12	10	8500	4.7	1	1	
35...	30	9	9	9	7	7500	4.4	2	
36...	52	14	14	14	13	15000	5.2	1	1	
37...	98	27	27	27	25	14000	5.4	2	
38...	61	20	19	19	...	1	1	13	11000	5.4	6	73	3.8	...	2	
39...	102	32	31	31	...	1	1	26	9500	4.9	5	75	4.2	...	2	
40...	63	21	21	21	20	10000	4.5	1	
41...	47	16	14	14	...	2	2	9	7000	6.6	7	62	4.0	

City Block Characteristics

Table 2.—CHARACTERISTICS OF HOUSING UNITS, BY BLOCKS: 1960—Con.

["Total population" contains no persons in group quarters unless preceded by asterisk; one asterisk (*) denotes less than 10 percent; two asterisks (**), 10 percent or more]

Blocks within census tracts	Total population	All housing units by condition and plumbing								Occupied housing units						1.01 or more persons per room		
		Total	Sound			Deteriorating			Dilapidated	Owner occupied			Renter occupied				Occupied by non-white	
			Total	With all plumbing facilities	Lacking some or all facilities	Total	With all plumbing facilities	Lacking some or all facilities		Total	Average value (dollars)	Average number of rooms	Total	Average contract rent (dollars)	Average number of rooms			
							With flush toilet	No flush toilet										
42...	24	8	7	7	...	1	1	7	9500	4.9	1
43...	58	14	12	12	...	2	2	12	9000	4.6	4
44...	23	6	5	5	...	2	2	3	...	4.2	2
45...	27	7	1	1	...	1	1	5	4000	4.2	1
46...	82	27	26	24	2	1	1	23	12000	5.4	2
47...	87	22	21	21	...	1	1	18	12500	5.4	3
48...	63	19	19	19	17	13500	5.9
49...	28	11	11	11	11	16000	5.6
50...	25	9	9	9	9	20000	6.2
51...	17	5	5	5	5	24000	7.4	1
52...	28	9	9	9	9	16000	6.0
53...	82	26	25	23	2	1	1	19	12500	5.1	6	70	4.8	...	1
54...	14	4
55...	40	10	10	10	9	18500	6.7	1
56...	33	11	11	11	11	18000	6.0
57...	15	4
58...	5
59...	63	20	20	20	17	10500	5.5	3	1
60...	55	17	16	16	...	1	1	13	10000	5.0	4	1
61...	83	24	21	21	...	3	3	19	13500	5.7	4	1
62...	27	9	9	8	1	7	10000	4.7	2
63...	24	6	5	5	...	1	1	4	2	1
64...	37	9	8	8	...	1	1	7	9500	5.1	2	1
65...	50	15	15	15	12	8000	5.8	3
66...	16	6	3	3	...	3	2	1	3	2
21.....	3201	908	896	893	3	12	9	2	1	...	786	14500	5.7	93	90	5.0	1	31
1...	51	13	13	13	12	15500	6.7	1
2...	60	20	20	20	16	13000	6.3	4
3...	164	44	44	44	38	13500	6.1	4	2
4...	112	33	33	33	24	12500	6.1	8	160	5.4
5...	140	40	38	38	...	2	2	33	12500	6.2	5	1
6...	108	30	29	29	...	1	1	26	12500	5.9	3	1
7...	116	32	32	32	26	11500	5.7	6	91	4.5	...	1
8...	101	29	29	29	23	12500	6.1	6	82	5.2	...	1
9...	135	40	39	39	...	1	1	35	16500	5.7	4	2
10...	113	29	29	29	26	17500	5.7	3	2
11...	169	43	38	37	1	5	3	2	32	11500	5.5	10	56	5.2	...	4
12...	54	15	14	14	...	1	1	14	11000	5.5
13...	50	13	13	13	13	19000	5.6
14...	155	43	43	43	42	18000	5.8	1
15...	85	25	25	25	25	18500	5.9	1
16...	67	22	22	22	17	14000	5.2	5	78	5.0
17...	76	22	22	22	18	12000	5.1	3	1	2
18...	67	25	25	25	23	11500	5.2	2
19...	62	19	19	18	1	18	11000	5.0	1	1
20...	136	38	38	38	30	12000	5.7	8	83	5.1
21...	52	14	14	14	13	12500	5.8	1
22...	51	14	13	13	...	1	1	12	15000	6.3	2	1
23...	52	17	17	17	15	13000	5.8	1
24...	136	36	35	34	1	1	31	12000	5.3	4	4
25...	46	12	12	12	12	14000	5.2	1
26...	92	23	23	23	20	18000	6.0	3	2
27...	121	39	39	39	30	17500	5.8	2	1
28...	91	28	28	28	27	12500	5.1	1
29...	63	19	19	19	17	12500	5.0	1
30...	231	67	67	67	60	17000	5.6	1	1
31...	112	30	30	30	25	11000	5.2	5	98	5.0	...	2
32...	89	23	23	23	22	21000	6.1
33...	44	11	11	11	11	19500	5.8
22.....	2216	705	667	666	1	38	38	632	14000	6.3	63	85	4.9	...	8
1...	62	25	25	25	19	14500	5.9	5	61	2.6
2...	112	33	33	33	30	14500	6.3	3
3...	63	19	19	19	16	13500	5.8	3
4...	45	13	13	13	13	13500	6.5
5...	105	32	32	32	30	15500	6.6	1	1
6...	59	25	25	24	1	20	14500	6.2	4
7...	67	22	22	22	17	14500	7.0	4
8...	107	33	33	33	25	14500	6.4	7	88	5.1
9...	41	16	16	16	14	15000	6.7	2
11...	48	11	9	9	...	2	2	10	13000	6.2	1
12...	104	35	35	35	29	14000	6.0	5	99	6.2
13...	65	20	20	20	19	15000	6.6	1
14...	78	28	27	27	...	1	1	27	14500	6.4	1
15...	49	18	18	18	16	14500	6.2	1
16...	48	12	12	12	8	10500	5.6	4	2
17...	146	42	35	35	...	7	7	38	12500	5.7	7	4	1
18...	23	8	7	7	...	1	1	7	13500	6.3	1	1
19...	78	25	24	24	...	1	1	22	13000	5.6	2
20...	50	13	11	11	...	2	2	13	14000	5.9	1
21...	62	22	22	22	23	15000	6.5
22...	67	25	25	25	23	14500	6.7	1
23...	103	29	28	28	...	1	1	29	15000	6.2
24...	58	21	19	19	...	2	2	20	14000	6.7	1
25...	46	16	11	11	...	5	5	15	13000	6.4	1

Table 2.—CHARACTERISTICS OF HOUSING UNITS, BY BLOCKS: 1960—Con.

["Total population" contains no persons in group quarters unless preceded by asterisk: one asterisk (*) denotes less than 10 percent; two asterisks (**), 10 percent or more]

Blocks within census tracts	Total population	All housing units by condition and plumbing									Occupied housing units							
		Total	Sound			Deteriorating			Dilapidated	Owner occupied			Renter occupied			Occupied by non-white	1.01 or more persons per room	
			Total	With all plumbing facilities	Lacking some or all facilities	Total	With all plumbing facilities	Lacking some or all facilities		Total	Average value (dollars)	Average number of rooms	Total	Average contract rent (dollars)	Average number of rooms			
							With flush toilet	No flush toilet										
26...	86	29	26	26	...	3	3	26	13500	6.6	2	1
27...	77	20	19	19	...	1	1	19	13500	6.2	1
28...	19	7	7	7	7	17500	8.1
29...	143	43	40	40	...	3	3	40	14500	7.0	3
30...	94	32	27	27	...	5	5	30	13000	6.1	2
31...	43	12	10	10	...	2	2	11	12500	5.6	1
32...	46	13	12	12	...	1	1	12	12000	6.0	1
33...	22	6	5	5	...	1	1	5	12500	6.2	1
23.....	1759	529	506	500	6	19	14	4	1	4	435	10500	4.9	73	53	3.6	...	62
2... 131	38	38	38	38	36	14000	5.5	1
3... 42	11	11	11	11	11	13500	6.1
4... 262	75	73	68	5	2	2	2	57	7000	4.9	13	43	3.8	...	13
5... 74	19	19	19	19	15	4500	3.7	4	9
6... 83	23	23	23	23	22	4500	3.6	1	9
7... 30	9	9	9	9	7	3500	3.1	2	4
8... 44	11	11	11	11	8	5000	4.5	2	3
10... 43	13	13	13	13	10	4500	3.8	3	3
13... 42	13	13	13	13	10	7000	5.3	3
14... 34	9	9	9	9	6	4000	4.7	3	2
15... 26	5	5	5	5	5	8000	5.0	2
16... 25	9	9	9	9	7	8000	4.6	1	1
17... 40	10	10	10	10	7	6500	4.6	3	2
18... 41	12	12	12	12	11	7000	5.1	1	1
20... 82	25	22	22	22	3	19	10500	5.3	3	1
21... 343	118	104	104	104	...	13	9	4	...	98	15000	4.8	17	56	3.0	7
22... 145	39	39	39	39	36	17500	5.6	1	1
23... 61	19	19	18	1	16	13000	5.9	2	1
24... 19	6	6	6	6	6	9500	5.3	1
25... 46	17	16	16	16	...	1	1	10	8000	4.6	6	61	4.2
26... 41	13	11	11	11	...	2	1	...	1	11	8500	4.8	2	2
27... 16	5	4	4	4	...	1	1	4	1
28... 89	30	30	30	30	23	13000	5.7	4
24.....	*2606	1028	968	964	4	59	59	1	268	14500	6.5	692	82	3.9	2	24
1... 2
2... 32	12	10	10	10	...	2	2	4	8	80	3.4
3... 32	22	22	22	22	1	21	73	2.6
6... 352	152	152	152	152	4	141	78	3.6	...	4
8... 188	83	83	83	83	71	90	4.7
9... 81	32	32	32	32	30	90	5.0
10... 7	2
11... 194	84	84	84	84	77	86	3.9	...	1
12... 147	52	52	52	52	50	86	3.9	...	2
13... 193	84	84	84	84	80	86	3.8	...	1
14... 38	12	10	10	10	...	2	2	10	13500	6.4	2
15... 38	13	13	11	2	8	15500	6.4	5	...	4.0	...	1
16... 41	17	17	17	17	9	14500	5.2	8	73	3.5
18... **355	152	151	151	1	1	1	1	12	18500	6.9	111	75	3.3	2	10
19... 89	28	18	16	2	10	10	10	11	15500	6.8	15	77	5.0	...	2
21... *160	56	48	48	...	7	7	7	...	1	34	15500	6.6	20	82	4.6	
22... 110	35	25	25	25	10	10	10	28	13500	6.5	9	61	3.1	...	1	
23... **108	33	31	31	31	2	2	2	25	13500	6.7	6	83	4.5	
24... 112	37	31	31	31	6	6	6	29	13000	6.7	8	83	5.3	
25... 30	12	9	9	9	3	3	3	8	17000	6.3	4	1	
26... 146	49	39	39	39	10	10	10	39	13000	6.5	10	81	4.8	
27... 102	41	36	36	36	5	5	5	29	13500	6.4	11	78	5.0	
28... 51	18	17	17	17	1	1	1	13	16500	7.1	5	...	6.0	
25.....	*5909	1850	1825	1823	2	21	17	3	1	4	1518	27000	7.3	247	79	4.7	14	18
1... 19	6	6	6	6	6	36000	7.0	
2... 75	22	22	22	22	21	28000	7.2	
3... 25	6	6	6	6	6	27000	9.2	
4... 39	13	13	13	13	10	32000	9.8	3	
5... 29	11	11	11	11	10	27000	6.8	1	
6... 38	10	10	10	10	10	35000	7.8	
7... 46	18	18	18	18	17	28000	8.0	1	
8... 44	16	16	16	16	15	28000	7.1	1	
9... 12	4	
10... 118	33	33	33	33	32	22000	6.3	1	
11... 77	37	37	37	37	8	30000	7.3	27	73	4.4
12... 232	59	59	59	59	58	26000	6.6	
13... *137	39	39	39	39	38	29000	7.6	1	
14... *70	20	20	20	20	18	26000	6.8	2	
15... 88	24	24	24	24	21	27000	6.6	1	
16... 46	12	12	12	12	12	29000	6.9	
17... 175	45	45	45	45	44	29000	6.9	1	
18... 44	11	11	11	11	9	31000	7.3	
19... 92	23	23	23	23	23	28000	6.5	
20... 134	48	48	48	48	15	27000	6.8	32	75	4.6	...	
21... 145	56	56	56	56	1	49	76	4.8	...	
22... 107	36	36	36	36	9	23000	6.3	25	79	5.0	...	
23... 61	18	18	18	18	17	23000	6.5	1	
24... 82	22	22	22	22	18	28000	7.7	3	
25... 90	29	29	29															

City Block Characteristics

Table 2.—CHARACTERISTICS OF HOUSING UNITS, BY BLOCKS: 1960—Con.

["Total population" contains no persons in group quarters unless preceded by asterisk; one asterisk (*) denotes less than 10 percent; two asterisks (**), 10 percent or more]

Blocks within census tracts	Total population	All housing units by condition and plumbing								Occupied housing units								
		Total	Sound			Deteriorating			Dilapidated	Owner occupied			Renter occupied			Occupied by non-white	1.01 or more persons per room	
			Total	With all plumbing facilities	Lacking some or all facilities	Total	With all plumbing facilities	Lacking some or all facilities		Total	Average value (dollars)	Average number of rooms	Total	Average contract rent (dollars)	Average number of rooms			
								With flush toilet										No flush toilet
27...	78	27	27	27	26	28000	9.2	1	1	...	
28...	40	14	14	14	14	25000	7.9	
29...	36	14	14	14	13	21000	8.2	
30...	32	10	10	10	9	23000	7.8	1	
31...	87	27	27	27	25	27000	8.2	2	1	...	
32...	55	19	19	19	9	24000	7.1	10	74	4.4	1	...	
33...	62	20	20	20	19	26000	7.5	1	
34...	32	13	13	13	11	26000	7.6	2	
35...	41	14	14	14	14	26000	7.9	1	
36...	35	12	12	12	12	26000	7.6	
37...	17	11	11	11	6	...	9.0	1	
38...	42	15	14	14	...	1	1	12	21000	8.3	2	
39...	39	14	14	14	12	29000	6.9	2	1	
40...	28	11	11	11	8	26000	6.5	3	
41...	27	10	10	10	9	24000	7.8	1	1	...	
42...	25	10	10	10	10	26000	8.1	
43...	61	16	16	16	16	24000	7.6	
44...	45	17	17	17	14	23000	6.8	3	
45...	44	13	12	12	...	1	1	13	25000	6.8	1	
46...	27	10	10	10	9	39000	8.9	
47...	44	13	12	12	1	10	40000	8.0	2	1	...	
48...	74	21	21	21	20	26000	6.5	1	
49...	40	11	10	10	1	10	36000	8.1	1	1	...	
50...	44	15	15	15	15	36000	8.5	
51...	37	11	11	11	11	37000	9.1	
52...	53	17	17	17	15	38000	9.1	2	
53...	40	10	10	10	8	36000	8.0	2	
54...	58	28	28	28	17	38000	9.3	2	1	...	
56...	76	21	21	21	20	26000	7.5	1	1	
57...	74	22	22	22	18	35000	8.7	2	
58...	14	4	
59...	24	10	10	10	6	...	9.8	1	1	...	
60...	51	14	14	14	14	37000	8.4	
61...	10	4	
62...	33	19	19	19	11	...	10.3	2	1	...	
63...	32	14	14	14	12	40000	10.1	2	2	...	
64...	17	8	8	8	4	2	2	...	
65...	6	6	6	6	2	2	
66...	137	36	36	36	35	31000	7.1	1	
67...	23	6	6	6	6	30000	6.8	
68...	52	14	14	14	13	32000	7.5	1	1	
69...	27	6	6	6	6	34000	7.5	
70...	36	11	11	11	10	32000	7.8	1	
71...	35	11	11	11	11	34000	7.5	
72...	50	14	14	14	14	38000	7.6	
73...	27	10	10	10	9	35000	8.3	
74...	29	6	6	6	6	40000	9.7	
75...	26	9	9	9	9	33000	7.6	
76...	24	13	12	11	1	1	1	10	37000	8.7	
77...	71	23	23	23	19	33000	7.4	2	1	...	
78...	26	10	10	10	10	32000	7.9	
79...	34	10	10	10	10	33000	7.7	
80...	72	24	23	23	...	1	1	22	25000	7.7	1	
81...	103	30	29	29	...	1	1	25	18500	5.8	4	
82...	279	87	82	81	1	5	4	1	...	74	17000	6.0	6	...	3.7	...	6	
83...	34	9	9	9	6	22000	6.5	3	1	
84...	75	22	18	18	...	3	1	1	1	15	24000	6.9	6	82	5.3	...	1	
85...	27	6	4	4	...	2	2	3	3	1	
86...	28	11	9	9	...	1	1	...	1	7	24000	7.4	3	1	
87...	40	10	9	9	...	1	1	9	14500	5.0	1	2	
88...	135	45	44	44	...	1	1	31	13500	5.6	9	71	4.9	...	1	
89...	66	24	23	23	...	1	1	16	12500	5.9	3	
91...	51	14	14	14	14	13500	5.2	
92...	78	22	22	22	19	17500	5.8	
93...	59	17	16	16	...	1	1	16	15500	5.4	
94...	27	8	8	8	8	27000	6.6	
95...	49	13	13	13	13	22000	6.5	
96...	47	13	13	13	13	22000	6.5	
97...	140	36	36	36	36	23000	6.4	
98...	35	11	11	11	10	29000	7.5	
99...	47	12	12	12	12	32000	7.4	
100...	81	25	25	25	24	28000	6.9	
101...	40	10	10	10	10	39000	7.9	
102...	81	24	24	24	24	33000	7.8	
103...	31	9	8	8	...	1	1	8	37000	7.6	
26.....	*1142	332	324	323	1	8	7	...	1	289	27000	7.1	29	68	4.4	...	2	
1...	36	11	11	10	1	7	...	7.3	4	
2...	173	42	41	41	...	1	1	38	37000	8.9	4	
7...	267	71	71	71	67	27000	6.8	2	
9...	134	41	41	41	41	24000	6.5	
10...	**129	40	39	39	...	1	1	27	20000	6.5	12	75	3.8	
11...	78	24	24	24	22	20000	6.0	1	
12...	80	27	27	27	27	20000	6.1	
13...	26	8	8	8	8	21000	5.6	
14...	32	10	7	7	...	3	3	7	24000	7.3	2	

Table 2.—CHARACTERISTICS OF HOUSING UNITS, BY BLOCKS: 1960—Con.

["Total population" contains no persons in group quarters unless preceded by asterisk; one asterisk (*) denotes less than 10 percent; two asterisks (**), 10 percent or more]

Blocks within census tracts	Total population	All housing units by condition and plumbing									Occupied housing units							
		Total	Sound			Deteriorating			Dilapidated	Owner occupied			Renter occupied			Occupied by non-white	1.01 or more persons per room	
			Total	With all plumbing facilities	Lacking some or all facilities	Total	With all plumbing facilities	Lacking some or all facilities		Total	Average value (dollars)	Average number of rooms	Total	Average contract rent (dollars)	Average number of rooms			
								With flush toilet										No flush toilet
16...	67	18	18	18	17	37000	7.9
17...	43	14	14	14	10	39000	8.1
18...	30	14	11	11	...	3	3	7	...	9.0	6	...	5.3
19...	37	9	9	9	8	42000	9.1
20...	10	3
27.....	223	76	70	70	...	5	5	1	49	14500	6.6	26	65	4.0	...	2
1...	52	15	14	14	...	1	1	11	13000	5.9	4	1
2...	8	3
3...	8	2
4...	30	12	11	11	...	1	1	7	...	7.3	4	1
5...	71	27	26	26	1	13	15000	7.0	14	68	3.4
6...	39	11	11	11	11	15000	6.5
7...	15	6	4	4	...	2	2	3	3
33.....	211	53	52	47	5	1	1	45	12000	5.4	6	44	5.0	21	5
1...	13	7	7	7	5	8000	5.0	1	6	...
2...	16	3
3...	60	13	12	10	2	1	1	9	8000	4.9	3	12	3
4...	4	1
6...	13	4
7...	84	21	21	20	1	20	14500	5.5	1
8...	21	4
34.....	*2197	665	644	618	26	21	11	10	515	8500	5.0	138	54	4.3	...	56
1...	17	4
2...	22	8	8	8	7	8500	4.4	1
3...	47	15	15	14	1	14	9000	5.5	1
4...	66	20	20	20	19	11500	5.2	1
5...	51	16	16	16	16	8500	5.5
6...	101	35	34	34	...	1	1	28	9000	4.9	6	55	4.3	...	3
8...	287	79	68	64	4	11	4	7	57	7500	5.0	20	51	4.2	...	11
9...	100	33	33	31	2	24	7500	5.5	9	59	4.7
10...	121	40	39	37	2	1	1	34	8500	5.3	5	45	5.0	...	2
11...	74	26	26	25	1	16	8000	5.0	10	56	3.9	...	1
12...	8	4
13...	69	21	20	18	2	1	...	1	12	7500	4.8	9	51	4.3	...	4
14...	12	4
15...	88	25	25	23	2	19	9500	5.2	6	51	4.0	...	2
16...	15	6	6	6	4	2
17...	14	7	7	6	1	4	2
18...	78	27	25	22	3	2	2	16	7000	4.7	10	49	4.1	...	3
19...	17	6	6	5	1	5	7500	5.0	1
20...	7	2
21...	8	3
22...	1
23...	132	32	32	32	29	8000	4.6	3	8
24...	67	20	20	18	2	16	10500	5.3	3	1
25...	161	51	51	50	1	46	9500	4.9	5	66	4.0	...	1
26...	101	28	28	28	20	9500	4.9	7	66	4.1	...	5
30...	63	19	16	15	1	3	2	1	18	7000	4.8	1
31...	54	15	15	15	8	7000	4.4	6	70	4.7
32...	73	21	20	18	2	1	1	9	7000	4.7	12	47	4.1	...	3
33...	76	21	21	21	17	9000	5.0	3	2
34...	71	18	18	18	17	8500	4.6	1	4
35...	23	8	8	8	7	9000	4.9	1	1
36...	**17	2
37...	144	44	44	44	35	8500	5.0	8	59	5.1	...	3
38...	11	4
35.....	2602	754	582	568	14	141	110	19	12	31	534	7000	4.8	170	61	4.3	37	105
1...	71	24	23	23	...	1	...	1	15	8000	4.7	7	64	4.7
2...	43	28	18	18	...	8	8	7	7500	5.0	6	49	3.5	6	3
3...	29	10	6	6	...	2	2	5	5000	4.4	4	8	1
4...	74	14	3	3	...	6	6	10	5000	4.4	4	14	6
6...	33	12	4	4	...	5	5	10	7000	4.9	2	9	2
7...	11	3
8...	12	3
9...	31	10	8	8	...	2	2	7	7500	5.6	2	1
10...	24	7	7	7	6	8500	4.7	1	1
11...	54	19	15	14	1	4	3	1	14	11000	5.4	2	3
12...	130	37	25	25	...	11	9	2	24	6500	4.5	11	54	4.1	...	1
13...	14	8	4	4	...	4	3	1	5	10500	4.6	1
14...	11	4
15...	37	11	3	3	...	6	5	1	3	8	46	4.3	...	2
16...	17	5	4	4	...	1	1	5	56	4.0	...	1
17...	25	8	4	4	...	3	2	1	7	7500	4.6	1
18...	45	15	10	9	1	5	2	2	1	...	11	8500	4.9	1
19...	62	17	15	15	...	2	2	14	7500	5.4	3	3
20...	120	33	33	33	27	6500	4.9	6	62	4.5
21...	144	35	32	32	...	3	3	25	6500	4.7	9	67	5.0	...	9
22...	163	41	40	40	...	1	1	32	7000	4.9	6	66	5.5	...	9
23...	57	16	7	7	...	6	3	1	2	3	14	6000	4.3	2	4
24...	38	14	4	4	...	4	4	9	5000	4.0	4	3
25...	41	13	10	10	...	3	3	10	7000	4.1	2	2
26...	41	14	13	11	2	1	1	...	10	8500	4.3	2	2

