

U.S. CENSUS OF HOUSING: 1960

Series HC(3)-305

CITY BLOCKS

Akron, Ohio

Prepared under the supervision of
WAYNE F. DAUGHERTY, Chief
Housing Division




U.S. DEPARTMENT OF COMMERCE

Luther H. Hodges, *Secretary*

BUREAU OF THE CENSUS

Richard M. Scammon, *Director (From May 1, 1961)*

Robert W. Burgess, *Director (To March 3, 1961)*





BUREAU OF THE CENSUS

RICHARD M. SCAMMON, *Director* (From May 1, 1961)

ROBERT W. BURGESS, *Director* (To March 3, 1961)

A. ROSS ECKLER, *Deputy Director*
HOWARD C. GRIEVES, *Assistant Director*
CONRAD TABUBER, *Assistant Director*
MORRIS H. HANSEN, *Assistant Director for Statistical Standards*
CHARLES B. LAWRENCE, JR., *Assistant Director for Operations*
WALTER L. KEHRES, *Assistant Director for Administration*
CALVERT L. DEDRICK, *Chief, International Statistical Programs Office*
A. W. VON STRUVE, *Acting Public Information Officer*

Housing Division—

WAYNE F. DAUGHERTY, *Chief*
DANIEL B. RATHBUN, *Assistant Chief*
BEULAH WASHABAUGH, *Special Assistant*
MILTON D. LIEBERMAN, *Chief, Coordination and Research*

Decennial Operations Division—GLEN S. TAYLOR, *Chief*
Electronic Systems Division—ROBERT F. DRURY, *Chief*
Field Division—JEFFERSON D. MCPIKE, *Chief*
Geography Division—WILLIAM T. FAY, *Chief*
Population Division—HOWARD G. BRUNSMAN, *Chief*
Statistical Methods Division—JOSEPH STEINBERG, *Chief*

Library of Congress Card Number: A61-9347

SUGGESTED CITATION

U.S. Bureau of the Census. *U.S. Census of Housing: 1960. Vol. III, City Blocks.*
Series HC(3), No. 305.
U.S. Government Printing Office, Washington, D.C., 1961.

For sale by the Superintendent of Documents, U.S. Government Printing Office, Washington 25, D.C.
or any of the Field Offices of the Department of Commerce — Price 45 cents.

PREFACE

This report presents statistics on characteristics of housing units by city blocks, based on data from the Census of Housing taken as of April 1, 1960. A report is published for each city or urban place with 50,000 inhabitants or more prior to and at the time of the 1960 Census, and for a number of smaller localities which arranged for block statistics. Data were tabulated for approximately 750,000 blocks in 467 cities and localities and are published in a series of 421 reports, which constitute Volume III.

Authorization for the 1960 Census of Housing was provided in the Act of Congress of August 31, 1954 (amended August 1957), which codified Title 13, United States Code. The law provides for a decennial census of housing, including utilities and equipment, to be taken in each of the 50 States, the District of Columbia, the Virgin Islands, Guam, and the Commonwealth of Puerto Rico.

The census program was designed in consultation with advisory committees and individuals to achieve a census having optimum value to users of housing statistics. The Housing Advisory Committee was organized by the Director of the Bureau of the Census and was made up of persons in private industry, universities, and local governments. It advised on various aspects of the housing census programs except the technical phases of the Residential Finance program for which the Technical Advisory Committee on Residential Finance was organized. A Federal Agency Population and Housing Census Council, organized by the Bureau of the Budget and made up of persons in Federal agencies, also advised on the basic programs. A joint staff committee, set up by the Administrator of the Housing and Home Finance Agency and the Director of the Bureau of the Census, concentrated on planning aspects of particular interest to the housing agencies. In addition to the committees, working groups of specialists in housing subjects assisted the Census Bureau staff in the evaluation and improvement of housing concepts. A number of other committees, groups, and individuals also made contributions to the planning of the housing census.

ACKNOWLEDGMENTS

A large number of persons participated in the various activities of the 1960 Census of Housing. Specific responsibilities were exercised especially by persons in the Housing, Decennial Operations, Field, and Geography Divisions. Staff members of the Housing Division who made important contributions to this report include Wayne F. Daugherty and Frank S. Kristof in developing the content of the tables; Milton D. Lieberman and Nathan Krevor in coordinating the operational aspects of the report, developing table design, and negotiating contracts with local governments; and Beulah Washabaugh in organizing the format of the report and preparing the textual materials. Important contributions were also made by Robert Hagan of the Geography Division in assigning block numbers and preparing the maps; George W. Morris of the Geography Division in developing the designs of the maps; Morton A. Meyer, Richard A. Hornseth, and Denver K. Ingram of the Decennial Operations Division in directing the processing and tabulation of the data; and Robert H. Brooks of the Administrative Service Division in arranging for the printing of the report.

August 1961.

ix

PUBLICATION PROGRAM OF THE 1960 CENSUS OF HOUSING

Results of the 1960 Census of Housing are published in six housing volumes as described below. A seventh volume containing the census tract reports is a joint publication with data from the 1960 Census of Population. A series of special reports for local housing authorities constitutes the remainder of the final reports. The source of the data is the April 1960 enumeration, except for Volumes IV and V which are based largely on the enumeration of units in a sample of land area segments, started in late 1959 and extended into 1960. Prior to the final reports, several series of preliminary and advance reports were issued. Some unpublished statistics can be obtained for the cost of preparing a copy and certain special tabulations can be prepared, on a reimbursable basis, on request to the Chief, Housing Division, Bureau of the Census, Washington 25, D.C.

Volume I (Series HC(1) reports). States and Small Areas. Information about all subjects covered in the April 1960 enumeration, with a separate report for the United States by regions and geographic divisions, each of the 50 States and the District of Columbia, Puerto Rico, Guam, and the Virgin Islands of the United States. In the State reports, information is shown for the State as a whole and for each standard metropolitan statistical area, urbanized area, urban place, rural place of 1,000 inhabitants or more, county, and the rural farm and rural nonfarm portion of the county. The volume covers occupancy characteristics such as tenure, vacancy status, color, number of persons; structural characteristics such as rooms, year built, and condition of unit; equipment and facilities including water supply, toilet and bathing facilities, heating equipment, air conditioning, television, clothes washing machine, and the like; financial characteristics including value and rent.

Volume II (Series HC(2) reports). Metropolitan Housing. Cross tabulations of housing and household characteristics, with a separate report for the United States by geographic divisions, and for each of the 196 standard metropolitan statistical areas with 100,000 inhabitants or more in the United States and Puerto Rico. Separate statistics for each city of 100,000 inhabitants or more are included in the metropolitan area report.

Volume III (Series HC(3) reports). City Blocks. Separate reports for cities and urban places with 50,000 inhabitants or more prior to and at the time of the 1960 Census, and for a number of smaller localities which arranged for block statistics. Data for a limited number of characteristics are presented by blocks. Statistics for 467 cities and localities in the United States and Puerto Rico are published in 421 separate reports.

Volume IV (Series HC(4) reports). Components of Inventory Change. Information on the source of the 1959 inventory and the disposition of the 1950 and 1956 inventories. Data are provided for components of change such as new construction, conversion, merger, demolition, other additions and other losses. Part 1 of the volume contains the 1950 to 1959 comparison, with a separate report for the United States by regions, and each of 17 selected standard metropolitan statistical areas. Part 2 contains the 1956 to 1959 comparison, with a separate report for the United States by regions, and each of 9 selected standard metropolitan statistical areas.

Volume V (Series HC(5) reports). Residential Finance. Information on financing of residential property, including characteristics of mortgages, properties, and homeowners. Part 1 of the volume is a report on homeowner properties for the United States by regions, and each of 17 selected standard metropolitan statistical areas. Part 2 is a report on rental and vacant properties for the United States by regions.

Volume VI. Rural Housing. Cross tabulations of housing and household characteristics for the 121 economic subregions of the United States, for rural farm and rural nonfarm housing units.

Series PHC(1) reports). Census Tracts. Separate reports for 180 tracted areas in the United States and Puerto Rico. The reports contain information, by census tracts, on both housing and population subjects. (This series is the same as the tract reports included in the publication program for the 1960 Census of Population.)

Series HC(S1). Special Reports for Local Housing Authorities. Separate reports for 189 localities in the United States. The program was requested by, and planned in cooperation with, the Public Housing Administration. The reports contain data on both owner and renter occupied housing units defined as substandard by Public Housing Administration criteria, with emphasis on gross rent, size of family, and income of renter families.

CONTENTS

INTRODUCTION

	Page		Page
General.....	VIII	Definitions and explanations—Continued	
Content.....	VIII	Color.....	X
Description of tables.....	VIII	Persons per room.....	X
Maps and block identification.....	VIII	Average number of rooms.....	X
Comparability with the 1950 Census of Housing.....	VIII	Average value.....	XI
Housing data from other censuses.....	IX	Average contract rent.....	XI
Availability of unpublished data.....	IX	Collection and processing of data.....	XI
Definitions and explanations.....	IX	Collection of data.....	XI
Interpretation of definitions.....	IX	Electronic processing.....	XI
Total population.....	IX	Editing.....	XI
Living quarters.....	IX	Block number edit.....	XI
Condition and plumbing.....	X	Accuracy of the data.....	XII
Condition.....	X	Illustrative examples of forms.....	XIII
Plumbing.....	X	Portion of FOSDIC enumeration schedule (Form 60 PH-2).....	XIII
Occupied housing unit.....	X	Advance Census Report Form.....	XIV
Tenure.....	X		

TABLES

	Page
Table 1.—Characteristics of housing units, for the city: 1960.....	1
Table 2.—Characteristics of housing units, by blocks: 1960.....	1

Map is enclosed identifying the blocks in the place or locality covered in this report.

City Block Reports

Report
number

Alabama

1. Bessemer
2. Birmingham
3. Gadsden
4. Huntsville
5. Mobile
6. Montgomery
7. Tuscaloosa

Alaska

8. Anchorage
9. Fairbanks

Arizona

10. Phoenix
11. Tucson
12. Yuma

Arkansas

13. Dumas
14. Fort Smith
15. Little Rock
16. Newport
17. North Little Rock
18. Rogers
19. Van Buren

California

20. Alameda
21. Alhambra
22. Anaheim
23. Bakersfield
24. Barstow
25. Bellflower
26. Berkeley
27. Burbank
28. Carmel-by-the-Sea
29. Compton
30. Coronado
31. Downey
32. El Cerrito
33. Fremont
34. Fresno
35. Fullerton
36. Garden Grove
37. Glendale
38. Hayward
39. Hermosa Beach
40. Inglewood
41. Laguna Beach
42. La Habra
43. Lakewood
44. Livermore
45. Long Beach
46. Los Angeles
47. Martinez
48. Modesto
49. Montebello
50. Monterey
51. Newport Beach
52. Norwalk
53. Oakland
54. Oxnard
55. Palm Springs
56. Pasadena
57. Petaluma
58. Pomona
59. Redondo Beach

Report
number

California—Continued

60. Redwood City
 61. Richmond
 62. Riverside
 63. Sacramento
 64. Salinas
 65. San Bernardino
 66. San Diego
 67. San Francisco
 68. San Jose
 69. San Leandro
 70. San Mateo
 71. San Pablo
 72. Santa Ana
 73. Santa Barbara
 74. Santa Clara County—Selected places and census tracts
 - Campbell
 - Los Altos
 - Milpitas
 - Mountain View
 - Palo Alto
 - Santa Clara
 - Sunnyvale
 75. Santa Cruz
 76. Santa Fe Springs
 77. Santa Monica
 78. Santa Paula
 79. Santa Rosa
 80. South Gate
 81. Stockton
 82. Torrance
 83. Vallejo
 84. Walnut Creek
 85. Watsonville
 86. Yuba City
- ## Colorado
87. Aurora
 88. Boulder
 89. Colorado Springs
 90. Denver
 91. Englewood
 92. Pueblo
- ## Connecticut
93. Ansonia
 94. Bridgeport
 95. Greenwich town
 96. Hartford
 97. New Britain
 98. New Canaan town—Urban part
 99. New Haven
 100. Norwalk
 101. Stamford
 102. Waterbury
 103. West Hartford town
- ## Delaware
104. Wilmington
- ## District of Columbia
105. Washington
- ## Florida
106. Daytona Beach
 107. Fort Lauderdale
 108. Hollywood

Report
number

Florida—Continued

109. Jacksonville
110. Lakeland
111. Miami
112. Miami Beach
113. Orlando
114. Pensacola
115. St. Petersburg
116. Tampa
117. West Palm Beach

Georgia

118. Atlanta
119. Augusta
120. Columbus
121. East Point
122. Macon
123. Port Wentworth
124. Savannah

Hawaii

125. Hilo
126. Honolulu
127. Lahaina
128. Wailuku

Idaho

129. Pocatello

Illinois

130. Aurora
131. Berwyn
132. Centreville
133. Chicago
134. Cicero
135. Decatur
136. East St. Louis
137. Elgin
138. Evanston
139. Hinsdale
140. Joliet
141. Moline
142. Oak Park
143. Peoria
144. Rockford
145. Rock Island
146. Skokie
147. Springfield

Indiana

148. Anderson
149. East Chicago
150. Evansville
151. Fort Wayne
152. Gary
153. Hammond
154. Indianapolis
155. Muncie
156. South Bend
157. Terre Haute

Iowa

158. Cedar Rapids
159. Davenport
160. Des Moines
161. Dubuque
162. Ottumwa
163. Sioux City
164. Waterloo

Report
number

Kansas

165. Atchison
166. Kansas City
167. Topeka
168. Wichita

Kentucky

169. Covington
170. Lexington
171. Louisville

Louisiana

172. Baton Rouge
173. Monroe
174. New Orleans
175. Shreveport

Maine

176. Portland

Maryland

177. Annapolis
178. Baltimore
179. Hagerstown

Massachusetts

180. Boston
181. Brockton
182. Brookline town
183. Cambridge
184. Fall River
185. Fitchburg
186. Holyoke
187. Lawrence
188. Lowell
189. Lynn
190. Malden
191. Medford
192. New Bedford
193. Newton
194. Pittsfield
195. Quincy
196. Somerville
197. Springfield
198. Worcester

Michigan

199. Adrian
200. Ann Arbor
201. Battle Creek
202. Bay City
203. Dearborn
204. Detroit
205. Flint
206. Grand Rapids
207. Harper Woods
208. Highland Park
209. Inkster
210. Jackson
211. Kalamazoo
212. Lansing
213. Monroe
214. Muskegon
215. Plymouth
216. Pontiac
217. Royal Oak
218. St. Clair Shores
219. Saginaw
220. Troy
221. Wayne

Report number	Report number	Report number	Report number
Minnesota			
222. Duluth	New York—Continued		
223. Hastings	276. New York City—Queens Borough	Pennsylvania—Continued	
224. Minneapolis	277. New York City—Richmond Borough	340. Johnstown	Tennessee
225. St. Paul	278. Niagara Falls	341. Lancaster	366. Chattanooga
226. South St. Paul	279. Patchogue	342. McKeesport and selected places in Allegheny County	367. Knoxville
Mississippi			
227. Jackson	280. Port Jervis	Aspinwall	368. Memphis
Missouri			
228. Ferguson	281. Rochester	Brackenridge	369. Morristown
229. Independence	282. Rockville Centre	Braddock	370. Nashville and selected census tracts in Davidson County
230. Kansas City	283. Rome	Braddock Hills	Texas
231. St. Joseph	284. Rye	Bridgeville	371. Abilene
232. St. Louis	285. Schenectady	Carnegie	372. Amarillo
233. Springfield	286. Southampton	Chalfant	373. Austin
234. University City	287. Syracuse	Clairton	374. Beaumont
Montana			
235. Great Falls	288. Troy	Coraopolis	375. Corpus Christi
Nebraska			
236. Lincoln	289. Utica	Duquesne	376. Crystal City
237. Omaha	290. White Plains	East Pittsburgh	377. Dallas
Nevada			
238. Las Vegas	291. Yonkers	Edgewood	378. El Paso
New Hampshire			
239. Manchester	North Carolina		
New Jersey			
240. Atlantic City	292. Asheville	Edna	379. Fort Worth
241. Bayonne	293. Charlotte	Glassport	380. Galveston
242. Camden	294. Durham	Heidelberg	381. Houston
243. Clifton	295. Fayetteville	Homestead	382. Irving
244. East Orange	296. Greensboro	Ingram	383. Laredo
245. Edison township	297. High Point	Leetsdale	384. Lubbock
246. Elizabeth	298. Lexington	McKees Rocks	385. Midland
247. Englewood	299. Raleigh	Millvale	386. Odessa
248. Irvington	300. Salisbury	Mount Oliver	387. Port Arthur
249. Jersey City	301. Statesville	Munhall	388. San Angelo
250. Kearny	302. Washington	North Braddock	389. San Antonio
251. Montclair	303. Wilmington	Pitcairn	390. Snyder
252. Newark	304. Winston-Salem	Port Vue	391. Waco
253. North Arlington	Ohio		
254. Passaic	305. Akron	Rankin	392. Wichita Falls
255. Paterson	306. Canton	Scott township—Tract 130	Utah
256. Trenton	307. Chillicothe	Sharpsburg	393. Ogden
257. Union City	308. Cincinnati	Springdale	394. Salt Lake City
New Mexico			
258. Albuquerque	309. Cleveland	Stowe township	Virginia
259. Las Cruces	310. Cleveland Heights	Swissvale	395. Alexandria
New York			
260. Albany	311. Columbus	Tarentum	396. Arlington County
261. Binghamton	312. Dayton	Turtle Creek	397. Hampton
262. Buffalo	313. Hamilton	Verona	398. Harrisonburg
263. Ellenville	314. Kettering	Versailles	399. Lynchburg
264. Farmingdale	315. Lakewood	Wall	400. Newport News
265. Floral Park	316. Lima	West Elizabeth	401. Norfolk
266. Glen Cove	317. Lorain	West Homestead	402. Portsmouth
267. Ithaca	318. Springfield	Whitaker	403. Richmond
268. Lindenhurst	319. Steubenville	Wilkinsburg	404. Roanoke
269. Mineola	320. Toledo	Wilmerding	Washington
270. Mount Vernon	321. Warren	523. Meadville	405. Seattle
271. Newburgh	322. Wooster	344. Philadelphia	406. Spokane
272. New Rochelle	323. Wyoming	345. Pittsburgh	407. Tacoma
273. New York City—Bronx Borough	324. Youngstown	346. Pottstown	408. Yakima
274. New York City—Brooklyn Borough	325. Zanesville	347. Reading	West Virginia
275. New York City—Manhattan Borough	Oklahoma		
	326. Oklahoma City	348. Scranton	409. Charleston
	327. Tulsa	349. Upper Darby township	410. Huntington
	Oregon		
	328. Empire	350. Washington	411. Wheeling
	329. Eugene	351. Wilkes-Barre	Wisconsin
	330. Medford	352. York	412. Fond du Lac
	331. Pendleton	Rhode Island	
	332. Portland	353. Cranston	413. Green Bay
	Pennsylvania		
	333. Allentown	354. East Providence	414. Kenosha
	334. Altoona	355. Newport	415. Madison
	335. Bethlehem	356. Pawtucket	416. Manitowoc
	336. Bristol township	357. Providence	417. Milwaukee
	337. Chester	358. Warwick	418. Racine
	338. Erie	359. Woonsocket	Puerto Rico
	339. Harrisburg	South Carolina	
		360. Cayce	419. San Juan
		361. Charleston	420. Ponce
		362. Columbia	421. Mayagüez
		363. Greenville	
		364. Spartanburg	
		South Dakota	
		365. Sioux Falls	

City Blocks

GENERAL

Content.—This report presents statistics, by city blocks, on characteristics enumerated in the Census of Housing, taken as of April 1, 1960. The housing unit is the reporting unit for this report.

Statistics by blocks are published for each city or urban place which had a population of 50,000 or more in 1950 or in an interim census prior to 1960, and also had a population of 50,000 or more in 1960. In addition, a number of localities were included in the city block program through an agreement whereby the local government furnished satisfactory block maps and paid the Bureau of the Census for the incremental cost of collecting and publishing the information. Reports differing only in details are issued for the cities in Puerto Rico.

The information presented in this report represents a modification of the block statistics programs of the 1950 and 1940 Censuses of Housing. The 1960 program provides the following information for each block: Total population, the number of housing units classified by condition and plumbing, tenure of occupied units, average value and average number of rooms for owner occupied units, average contract rent and average number of rooms for renter occupied units, number of units occupied by nonwhites, and number of units with 1.01 or more persons per room. All of the items were enumerated and tabulated on a 100-percent basis for the statistics in this report.

The 1960 Census contained several innovations. One of them was the use of an advance census report form which was sent to each household in the United States, with the request that the household members themselves complete it prior to the enumerator's visit. Another innovation was the extensive use of the electronic computer and related equipment to process the data and produce the final tables. These innovations were designed primarily to improve the quality of the data and to permit early publication; at the same time, they have introduced an element of difference between the 1960 statistics and those of earlier censuses.

Changes were made also in the definitions of some of the major concepts. They were made in order to improve the usefulness of the data although it was recognized that comparability with previous censuses would be affected. Innovations and changes are discussed in later sections of this report and in more detail in the United States Summary, Volume I of the Housing Reports.

Description of tables.—This report contains two tables: Table 1 summarizes the statistics for the city, urban place, or locality as specified in the table; table 2 contains the statistics for individual blocks, as well as totals by tract or block numbering area where appropriate.

To avoid disclosure of information for individual units, some of the data were suppressed in table 2. Specifically, if there were four or fewer total housing units in the block, the items suppressed were condition and plumbing, total owner occupied, total renter occupied, occupied by nonwhite, and 1.01 or more persons per room. If there were four or fewer owner or renter occupied units, average number of rooms for the respective tenure group was suppressed. Similarly, average value and average rent were

suppressed if there were four or fewer units of the type for which value and rent were tabulated. All units, however, are included in the totals for the city or locality and in the totals for the census tract or block numbering area. Leaders (---) in a data column in table 2 indicate that either there were no housing units in the category or that the data were suppressed.

Block identification, total population, and total housing units are shown in table 2 for every block that contained living quarters. For some blocks, the table shows total population but no housing units because all the people lived in group quarters; while for other blocks, the table shows housing units but no population because all the units were vacant. Blocks with no living quarters are shown on the map but do not appear in table 2.

Maps and block identification.—The map included in this report identifies the boundaries of the city, urban place, or locality for which the block statistics are provided. The map also identifies the location and number of each block and, where appropriate, the boundary and number of each census tract or block numbering area. The total number of blocks identified on the map, including blocks with no living quarters, is given in the note following table 1.

A block is usually a well-defined rectangular piece of land bounded by streets or roads. However, it may be irregular in shape or bounded by railroad tracks, streams, or other features. The block is the specific numbered area as shown on the map.

Census tracts are small areas into which large cities and metropolitan areas have been divided for statistical purposes. Tract boundaries were established cooperatively by a local committee and the Bureau of the Census, and were generally designed to achieve some uniformity of population characteristics, economic status, and living conditions. Initially, the average tract had about 4,000 residents. Tract boundaries were established with the intention of being maintained over a long time so that comparisons may be made from census to census. If tract boundaries extend beyond the area included in this report, statistics are shown for that portion of the tract inside the area.

In untraced places, for block numbering areas are generally used. Block numbering areas are established by arbitrarily dividing the city along major streets, railroads, or other physical boundaries to facilitate numbering the blocks in groups of fewer than 1,000. The boundaries of block numbering areas have no statistical significance but are merely for convenience in mapping and tabulating.

In numbering the blocks, a separate series was used for each census tract or block numbering area. Thus, the location of each block for which data are presented in table 2 is determined by referring both to the block number and the census tract or block area number.

In smaller localities where there were neither census tracts nor block numbering areas, the blocks were numbered in one series within the locality as a whole.

In some cases, a city or other political boundary divides a block. The data shown are for that part of the block represented by the land area as bounded and numbered on the block map.

Comparability with the 1950 Census of Housing.—In the 1950 Census of Housing, reports entitled "Block Statistics" were issued for the 209 cities which, in 1940 or in an interim census

prior to 1950, had a population of 50,000 or more. The program was restricted to cities in conterminous United States, that is, the United States exclusive of Alaska and Hawaii.

The 1960 block program reflects changes and additions of items compared with the 1950 program, although the subjects covered in both programs are substantially similar. The changes that were made reflect the needs expressed by users of block data. For example, categories on condition and plumbing were expanded considerably to conform with needs for data to plan urban renewal programs. Total population and average number of rooms have been added, and the category 1.01 or more persons per room has been substituted for 1.51 or more. Two categories of vacant units, which were included in the 1950 report, are not shown in 1960.

Below is a list of the 1960 items published by blocks and the equivalent or comparable 1950 items (table 2 in the 1960 report and table 3 in the 1950 report). As noted previously, changes in categories, concepts, and procedures may affect comparisons between the 1960 and 1950 statistics.

1960 item	1950 equivalent or comparable items
Block identification	Block identification
Total population	-----
Total housing units	Total dwelling units
Sound	Number reporting condition and plumbing facilities No private bath or dilapidated No running water or dilapidated
With all plumbing facilities Lacking some or all facilities	
Deteriorating	
With all plumbing facilities Lacking some or all facilities, with flush toilet	
Lacking some or all facilities, no flush toilet	
Dilapidated	
Owner occupied	Owner occupied
Average value	Average value (owner occupied and vacant available for sale)
Average number of rooms	-----
Renter occupied	Renter occupied
Average contract rent	Average monthly rent (renter occupied and vacant available for rent)
Average number of rooms	-----
Occupied by nonwhite	Occupied by nonwhite
1.01 or more persons per room	1.51 or more persons per room

Wherever possible, the block numbers in 1960 remained the same as in 1950 for blocks whose boundaries did not change. However, changes in block numbers and the assignment of new numbers have been necessary for blocks which have been divided or newly created since the 1950 Census, for blocks in tracts which have had their boundaries changed, and for blocks in places or areas newly tracted in 1960.

Housing data from other censuses.—The 1940 Census of Housing was the first to provide housing statistics by blocks. Reports entitled "Block Statistics" were issued as supplements to the first series of housing bulletins. These supplements consisted of separate reports for each of the 191 cities in conterminous United States which had 50,000 inhabitants or more in 1930.

Availability of unpublished data.—There are no unpublished data from the 1960 Census for blocks. All the information that was tabulated is included in this report. However, some unpublished data are available on request for other small areas such as enumeration districts, census tracts, and minor civil divisions.

DEFINITIONS AND EXPLANATIONS

Interpretation of definitions.—Some of the definitions used in 1960 differ from those used in 1950, as indicated below. These changes were made after consultation with users of census data in order to improve the statistics even though it was recognized that comparability would be affected.

The definitions and explanations should be interpreted in the context of the 1960 Census, which employed a combination of self-enumeration, direct interview, and enumerator observation. Some of the information that was required for delineation of

housing units was obtained by the enumerator as part of the procedure to secure complete coverage of all living quarters. Further, condition of a unit was always determined by enumerator observation. The remaining items were completed by self-enumeration, or by direct interview when the household member did not complete the form. For items on the self-enumeration form (the Advance Census Report), the respondent had the explanations and instructions printed on the form.

The definitions below are consistent with the instructions given to the enumerator for items he was to complete himself and for all items which were not completed by the respondent on the self-enumeration form. As in all surveys, there were some failures to execute the instructions exactly. Through the forms distributed to households, the respondents' attention was drawn to some of the explanations of the questions more uniformly than might have been the case in direct interviews. Nevertheless, it was not feasible to give the full instructions to the respondents, and some of their errors have undoubtedly gone undetected.

Total population.—The total population is the count of all persons living in the block. When the population includes persons living in group quarters, the figure is preceded by one asterisk if the proportion in group quarters is less than 10 percent of the total population, and by two asterisks if the proportion is 10 percent or more. If the total population includes persons in group quarters, the count cannot be used in the computation of the average number of persons in occupied housing units.

For places for which the total population includes crews of vessels, the population obtained as the sum of the counts by blocks is less than the total population shown in other census reports. Crews of vessels were not allocated to blocks and, therefore, were excluded from the block tabulations.

Living quarters.—Living quarters were divided into housing units and group quarters. The classification of occupied living quarters as housing units or group quarters was based on information supplied by household members on the Advance Census Report and questions asked by the enumerator where necessary. Delineation of vacant quarters was based partly on the enumerator's observation and partly on information obtained from landlords and neighbors.

A house, an apartment or other group of rooms, or a single room is regarded as a *housing unit* when it is occupied or intended for occupancy as separate living quarters, that is, when the occupants do not live and eat with any other persons in the structure and when there is either (1) direct access from the outside or through a common hall or (2) a kitchen or cooking equipment for the exclusive use of the occupants.

Quarters in which the occupants do not have separate living arrangements are classified as *group quarters*. They are located most frequently in institutions, hospitals, nurses' homes, rooming and boarding houses, military and other types of barracks, college dormitories, fraternity and sorority houses, convents, and monasteries. Group quarters are also located in a house or apartment in which the living quarters are shared by the person in charge and five or more persons unrelated to him. Group quarters are not included in the housing inventory, although the count of persons living in them is included in the total population in table 2.

The inventory of housing units includes vacant as well as occupied units. Newly constructed vacant units were included in the inventory if construction had reached the point that all the exterior windows and doors were installed and the final usable floors were in place. Dilapidated vacant units were included provided they were still usable as living quarters; they were excluded if they were in the process of being demolished or if there was positive evidence that they were to be demolished.

Trailers, tents, boats, and railroad cars were included in the housing inventory if they were occupied as housing units. They

were excluded if they were vacant, used only for extra sleeping space or vacations, or used only for business.

In 1950, the unit of enumeration was the dwelling unit. Although the definition of the housing unit in 1960 is essentially similar to that of the dwelling unit in 1950, the housing unit definition was designed to encompass all private living quarters, whereas the dwelling unit definition did not completely cover all private living accommodations. The main difference between housing units and dwelling units is as follows: In 1960, *separate* living quarters consisting of one room with direct access but without separate cooking equipment qualify as a housing unit whether in an apartment house, rooming house, or house converted to apartment use; in hotels, a single room qualifies as a housing unit if occupied by a person whose usual residence is the hotel or a person who has no usual residence elsewhere. In 1950, a one-room unit without cooking equipment qualified as a dwelling unit only when located in a regular apartment house or when the room constituted the only living quarters in the structure.

The evidence so far available suggests that using the housing unit concept in 1960 instead of the dwelling unit concept as in 1950 had relatively little effect on the counts for large areas and for the Nation. Any effect which the change in concept may have on comparability can be expected to be greatest in statistics for blocks and census tracts. Living quarters classified as housing units in 1960 but which would not have been classified as dwelling units in 1950 tend to be clustered in neighborhoods where many persons live alone in single rooms in hotels, rooming houses, and other light housekeeping quarters. In such areas, the 1960 housing unit count for an individual block may be higher than the 1950 dwelling unit count even though no units were added by new construction or conversion.

Condition and plumbing.—Data are presented on condition and plumbing facilities in combination. The categories represent various levels of housing quality. To measure condition, the enumerator classified each housing unit in one of three categories: Sound, deteriorating, or dilapidated. Plumbing facilities were measured in terms of water supply, toilet and bathing facilities.

Condition.—The enumerator determined the condition of the housing unit by observation, on the basis of specified criteria. Nevertheless, the application of these criteria involved some judgment on the part of the individual enumerator. The training program for enumerators was designed to minimize differences in judgment.

Sound housing is defined as that which has no defects, or only slight defects which are normally corrected during the course of regular maintenance. Examples of slight defects include: lack of paint; slight damage to porch or steps; small cracks in walls, plaster, or chimney; broken gutters or downspouts; slight wear on floors or doorsills.

Deteriorating housing needs more repair than would be provided in the course of regular maintenance. It has one or more defects of an intermediate nature that must be corrected if the unit is to continue to provide safe and adequate shelter. Examples of intermediate defects include: shaky or unsafe porch or steps; holes, open cracks, or missing materials over a small area of the floors, walls, or roof; rotted window sills or frames; deep wear on stairs, floors, or doorsills; broken or loose stair treads or missing balusters. Such defects are signs of neglect which lead to serious structural deterioration or damage if not corrected.

Dilapidated housing does not provide safe and adequate shelter. It has one or more critical defects; or has a combination of intermediate defects in sufficient number to require extensive repair or rebuilding; or is of inadequate original construction. Critical defects result from continued neglect or indicate serious damage to the structure. Examples of critical defects include: holes, open cracks or missing materials over a large area of the floors, walls, roof, or other parts of the structure; sagging floors, walls, or roof; damage by storm or fire. Inadequate original construction includes structures built of makeshift materials and inadequately converted cellars, sheds, or garages not originally intended as living quarters.

In 1950, the enumerator classified each unit in one of two categories, not dilapidated or dilapidated, as compared with the

three categories of sound, deteriorating, and dilapidated in 1960. Although the definition of "dilapidated" was the same in 1960 as in 1950, it is possible that the change in the categories introduced an element of difference between the 1960 and 1950 statistics.

Plumbing.—The category "With all plumbing facilities" consists of units which have hot and cold piped water inside the structure, and flush toilet and bathtub (or shower) inside the structure for the exclusive use of the occupants of the unit. Equipment is for exclusive use when it is used only by the persons in the one housing unit, including any lodgers living in the unit.

The category "Lacking some or all facilities" consists of units which do not have all the plumbing facilities specified above. Units without hot water, toilet, or bathtub (or shower) are included in this category. Also included are units whose occupants share toilet or bathing facilities with the occupants of another housing unit.

The category "Lacking some or all facilities—with flush toilet" consists of units which do not have all plumbing facilities but do have a flush toilet inside the structure. The toilet may be for the exclusive use of the occupants of the unit or shared with the occupants of another housing unit.

The category "Lacking some or all facilities—no flush toilet" consists of units for which there is no flush toilet available in the structure. These units may lack other plumbing facilities also.

The categories of plumbing facilities presented in the 1960 report are not comparable with those in the 1950 report. The 1950 category "No running water or dilapidated" consisted of units that were either dilapidated or lacked running water inside the structure. The category "No private bath or dilapidated" consisted of all the units in the above category plus those units that had running water but lacked a flush toilet or bathtub (or shower) inside the structure for the exclusive use of the occupants.

Occupied housing unit.—A housing unit is occupied if it was the usual place of residence for the person or group of persons living in it at the time of enumeration. Included are units whose occupants were only temporarily absent (for example, on vacation) and units whose occupants had no usual place of residence elsewhere.

A count of unoccupied units may be computed by subtracting the sum of "owner occupied" and "renter occupied" units from total housing units. The count thus obtained, however, may not be a count of vacant units on the market. It includes all types of vacant units—those available for sale or rent as well as dilapidated units, seasonal units, and units held off the market for various reasons.

Tenure.—A housing unit is "owner occupied" if the owner or co-owner lived in the unit, even if it was mortgaged or not fully paid for. All other occupied units are classified as "renter occupied," whether or not cash rent was paid. For example, units occupied in exchange for services rendered are included in the "renter occupied" category, along with units for which a cash payment was made.

Color.—Occupied housing units are classified by the color of the head of the household. The color group designated as "non-white" consists of such races as the Negro, American Indian, Japanese, Chinese, Filipino, Korean, Asian Indian, and Malayan races. Persons of Mexican birth or ancestry who are not definitely of Indian or other nonwhite race are classified as white.

Persons per room.—The number of persons per room was computed for each occupied housing unit by dividing the number of persons by the number of rooms in the unit. The category "1.01 or more persons per room" indicates an average of more than one person to a room.

All persons enumerated in the Census of Population as members of the household were counted in determining the number of persons who occupied the housing unit, including any lodgers, foster children, wards, and resident employees who shared the living quarters of the household head.

Average number of rooms.—The number of rooms includes whole rooms used for living purposes, such as living rooms, dining

rooms, bedrooms, kitchens, finished attic or basement rooms, recreation rooms, lodgers' rooms, and rooms used for offices by a person living in the unit. Not counted as rooms are bathrooms; halls, foyers, or vestibules; closets; alcoves; pantries; strip or pullman kitchens; laundry or furnace rooms; unfinished attics, basements, and other space used for storage; porches, unless they had been permanently enclosed and were suitable for year-round use; and offices used only by persons not living in the unit. A partially divided room, such as a dinette next to a kitchen or living room, was to be counted as a separate room if there was a partition from floor to ceiling, but not if the partition consisted only of shelves or cabinets.

The average number of rooms (arithmetic mean) was computed by dividing the sum of the rooms for each tenure group by the number of owner or renter occupied units, respectively. The tabulation form contained a terminal category of "10 or more" rooms. For purposes of the computation, the terminal category was given a mean value of 11. As a result, 11 rooms is the arbitrary maximum average which could be obtained for any block.

Average value.—Value is the respondent's estimate of how much the property would sell for on today's market (April 1960). Value data are restricted to owner occupied units having only one housing unit in the property and no business. Trailers and units in multiunit structures were excluded from the tabulations.

The average value (arithmetic mean) was computed by dividing the sum of the values by the number of owner occupied units for which value is shown. Value was reported in class intervals, the lowest and highest intervals being "Less than \$5,000" and "\$35,000 or more," respectively. For purposes of the computation, the midpoints of the intervals were used except that a mean of \$3,500 was assigned for values less than \$5,000 and a mean of \$42,000 was assigned for values of \$35,000 or more. As a result, \$3,500 is the arbitrary minimum and \$42,000 is the arbitrary maximum average which could be obtained for any block.

In the computation, average values of less than \$20,000 were rounded downward to the nearest \$500 while average values of \$20,000 or more were rounded downward to the nearest \$1,000. Thus, an average of \$12,700 is shown as \$12,500 while an average of \$26,800 is shown as \$26,000.

In 1950, average value was not computed for owner occupied units separately but was shown in combination with vacant units available for sale. Further, value was tabulated to the nearest hundred dollars in 1950 and so used in the computation.

Average contract rent.—Contract rent is the rent agreed upon, regardless of any furnishings, utilities, or services that may be included. The average contract rent (arithmetic mean) was computed by dividing the sum of the rental amounts by the number of renter occupied units for which cash rent was paid; units for which no cash rent was paid were excluded from the computation. In 1950, average rent was not computed for renter occupied units separately but was shown in combination with vacant units available for rent.

COLLECTION AND PROCESSING OF DATA

Collection of data.—Two basic enumeration forms were used to collect the information for the subjects published for blocks. They were the Advance Census Report and a FOSDIC schedule.

An Advance Census Report was delivered by the Post Office Department, several days before the census date, to each household on postal delivery routes. This form contained questions which were to be answered for every housing unit. They were questions which the household members themselves could answer. Household members were requested to fill the Advance Census Report and have it ready for the census enumerator.

When the enumerator visited the unit, he transcribed the information from the Advance Census Report (ACR) to a FOSDIC schedule, a form specially designed for electronic data processing. If the ACR was not filled for the unit or if the form contained omissions or inconsistencies, the enumerator was instructed to ask the questions and record the answers directly on the FOSDIC schedule. The enumerator used the FOSDIC schedule also for recording information not required by the ACR, namely access to unit (which is pertinent to the identification of a housing unit), condition of unit, and all the information for vacant units. The questions on the FOSDIC form are somewhat briefer than the corresponding questions on the ACR, and the response categories also are abbreviated. Nevertheless, the intent of the questions on the two forms was the same. Illustrative portions of the FOSDIC enumeration schedule and the Advance Census Report Form are shown on pages XIII and XIV.

Soon after the enumerator started work, his schedules were examined in a formal field review. This operation was designed to assure at an early stage of the work that the enumerator was performing his duties properly and had corrected any errors he had made.

Electronic processing.—Several steps were required to process the data. First, the enumerator recorded the information by marking appropriate circles on the FOSDIC schedule. This schedule was later microfilmed and the information was read by FOSDIC (Film Optical Sensing Device for Input to Computers) which converted the markings to signals on magnetic tape. The tape, in turn, was processed in an electronic computer, which was used extensively to edit and tabulate the data and to produce the publication tables.

Editing.—In a mass statistical operation, such as a census, human and mechanical errors occasionally arise in one form or another—failure to obtain or record the required information, recording information in the wrong place, misreading position markings, skipping pages, and so on. These were minimized by means of operational control systems. Nonresponses and inconsistencies were eliminated by using the computer to analyze and correct the data or supply the missing entry. In general, little editing was required, although the amount varied by subject and by enumerator.

Whenever information was missing, an allocation procedure was used to assign an entry, thereby eliminating the need for a "not reported" category in the tabulations. The assignment was based on related information reported for the housing unit, or on information reported for a similar unit in the immediate neighborhood. For example, if tenure for an occupied unit was omitted but a rental amount was reported, the computer automatically edited tenure to "rented." On the other hand, if the unit was reported as "rented" but the amount of rent was missing, the computer automatically assigned the rent that was reported for the preceding renter occupied unit.

A similar procedure was used when the reported information was inconsistent. For example, if a housing unit was enumerated as having "no running water" but having both a bathtub (or shower) and flush toilet for the exclusive use of the occupants, the computer edited the water supply to "hot and cold water," a category considered to be consistent with the reported bathing and toilet facilities.

Specific tolerances were established for the number of computer allocations that were acceptable. If the number was beyond tolerance, the data were rejected and the original schedules were re-examined to determine the source of the error. Correction and reprocessing were undertaken as necessary.

Block number edit.—One aspect of the editing involved a procedure for checking the block number entry. On a map showing

blocks, a number was assigned to each block in advance of the enumeration. The enumerator was instructed to assign this number to the housing units that were located within the boundaries of the block as it is drawn on the map.

In some instances, the map suitable for block numbering was several years old and did not recognize construction of new streets or disappearance of others. Insofar as possible, the map was corrected for changes that were discovered prior to enumeration. In other cases, it was not feasible to make corrections. Hence, the map may not reflect the blocks as they exist on the ground. For example, a block as shown on the map may have been divided into two blocks. The housing units in the newly subdivided blocks would be assigned the one block number shown on the map. On the other hand, two blocks as shown on the map may have been merged into one. In the enumeration and in the editing, the intent was to identify which housing units were physically located in each of the two former blocks and assign the respective block number to each portion, even though only one block existed at the time of enumeration. Occasionally, blocks shown on the map have disappeared because of widespread demolitions, such as those accompanying new highway construction or industrial development. Such block numbers appear on the map but do not appear in table 2.

As with other items in a large scale operation, there were some errors in reporting block numbers. Although it was possible to identify and correct some of the errors, it was not possible or feasible to detect and correct others. For example, when an enumerator copied the wrong block number to the FOSDIO schedule or when he forgot to use another block number when he moved from one block to the next, it was usually not possible to detect the error in the editing.

Editing of block numbers was accomplished largely in the electronic computer. A control tape, listing the block numbers shown on the map for each enumeration district (an area assigned to one enumerator), was used by the computer to check against the block numbers recorded on the FOSDIO schedules by the enumerator. When a block number appeared on the FOSDIO schedule that was not listed on the control tape, the computer assigned the block number reported on the preceding FOSDIO page. The same procedure was followed when the block number was omitted from the FOSDIO schedule. When four or fewer housing units were involved, the computer automatically made the assignment. When more than four units were involved, however, a clerical edit was performed. The clerical edit made

it possible to check these block numbers so that the statistics would be consistent with the maps as drawn.

In the clerical edit, the addresses of the housing units involved were checked with the map, the enumerator's records were examined for comments and explanations, and block numbers were assigned as appropriate. Clerical edit was required also when the control tape contained block numbers which were not reported by the enumerator. If the enumerator reported there were no living quarters in the block, no further action was necessary. Otherwise, corrections were made according to the addresses of the units.

Accuracy of the data.—Block statistics provide the basis for studies which require housing data for small land segments. Blocks are the smallest areas for which housing data from the 1960 Census are provided. Such items as the delineation of living quarters into housing units and the classification of the condition of a unit were determined by the enumerator, and information for one block almost always represents the work of one enumerator. Therefore, users of the data should bear in mind that misinterpretation of the instructions or variation in interpretation of responses may lead to a wider margin of relative error and response variability in data for blocks than may be expected in data for census tracts or other larger areas. The systematic field review early in the enumeration corrected some of the errors arising from enumerator misunderstanding.

For the remaining characteristics, those which the household members reported on the ACR, the potential effect of individual enumerators on the data has been nullified to the extent that self-enumeration provided the response. The self-enumeration form provided uniform explanations and called attention to the response categories in a uniform manner.

Some innovations in 1960 reduced errors in processing and others produced a more consistent quality of editing. The elimination of the card punching operation removed one important source of error. The extensive use of electronic equipment ensured a more uniform and more flexible edit than could have been accomplished manually or by less intricate mechanical equipment. It is believed that the use of electronic equipment in the 1960 Census has improved the quality of the data compared with that of earlier censuses but, at the same time, it has introduced an element of difference in the statistics.

A more comprehensive statement on concepts and on the collection and processing of the 1960 Census data is to be found in the United States Summary, Volume I of the Housing Reports.

PORTION OF FOSDIC ENUMERATION SCHEDULE, Form 60PH-2

Budget Bureau No. 41-5990
Approved expires 12-31-60

U.S. DEPARTMENT OF COMMERCE—BUREAU OF THE CENSUS
1960 CENSUS OF POPULATION AND HOUSING

Form 60 PH-2

1. Block No. 1 2 3 4 5 6 7 8 9

2. Page No. 1 2 3 4 5 6 7 8 9

3. Sex Male Female

4. Race White Negro American Indian Japanese Chinese Filipino Other

5. Marital Status Never married Married Widowed Divorced Separated

6. Birth 1 2 3 4 5 6 7 8 9

7. Age 0 1 2 3 4 5 6 7 8 9

8. Units 0 1 2 3 4 5 6 7 8 9

EXAMPLE

Line No.	P1. Name—Enter last name first. List this with unmarried sons and daughters (in order of age) married sons and daughters and their families Other persons, such as lodgers, boarders, or hired hands who live in and their relatives living in	P2. What is his relation- ship to the head of the household?	P3. Sex	P4. Color or race	P5. Month of birth	P6. What is the month and year of his birth? (If only age is known, use age conversion table to obtain date of birth) Mark 3 circles—1 for month, 1 for decade, and 1 for specific year	P7. MARITAL STATUS— Is he now:
1	Vernon, Alexander	Head	Male	White	Jan	19 10 70	Married
2	— Estelle	Wife of head	Female	Negro	Feb	10 70	Married
3	— Marcia	Other relative	Female	American Indian	Mar	10 70	Never married
4	— Carol	Other relative	Female	Japanese	Apr	10 70	Never married
5	— Alexander, Jr.	Son of head	Male	Chinese	May	40 50	Never married
6	Drayer, George	Other relative	Male	Other	Jun	10 70	Never married
7					Jul	40 50	Never married
					Aug	10 70	Never married
					Sep	10 70	Never married
					Oct	10 70	Never married
					Nov	10 70	Never married
					Dec	10 70	Never married

THESE ITEMS ARE TO BE FILLED FOR ALL HOUSING UNITS, WHETHER OCCUPIED OR VACANT

H1. Address Street, avenue, or road no.	H2. Type of housing unit	H3. Access to unit or cooking equipment	H4. Occupancy Condition	H5. Kitchen Condition	H6. How many rooms are in this unit? (Count kitchen but not bathroom)	H7. Is there hot water in this unit?	H8. Is there a bath or shower in this unit?	H9. Is this unit occupied or vacant?	H10. Is this unit rented or owned?	H11. Is this unit rented or owned?	H12. Is this unit rented or owned?	H13. Vacancy status	H14. Description of property	H15. About how much would this property sell for on today's market? (If vacant: What price asked for this property?)	H16. What is the monthly rent (for this unit)?
104 Main St.	House, apartment, or other unit	For ex- clusive use	Occupied Year-round	Sound Deteriorating	1	Bathing water in structure	For ex- clusive use	Occupied or rented	For rent	For sale only	For exceptional use	Other vacant	1 unit	Under \$5,000	0
	House, apartment, or other unit	For ex- clusive use	Year-round	Sound	2	Hot and cold water	For ex- clusive use	Occupied or rented	For sale only	For exceptional use	Other vacant	1 unit	5,000-7,000	0	
	House, apartment, or other unit	For ex- clusive use	Year-round	Deteriorating	3	Hot and cold water	For ex- clusive use	Occupied or rented	For sale only	For exceptional use	Other vacant	1 unit	7,500-9,999	0	
	House, apartment, or other unit	For ex- clusive use	Year-round	Deteriorating	4	Hot and cold water	For ex- clusive use	Occupied or rented	For sale only	For exceptional use	Other vacant	1 unit	10,000-12,499	0	
	House, apartment, or other unit	For ex- clusive use	Year-round	Deteriorating	5	Hot and cold water	For ex- clusive use	Occupied or rented	For sale only	For exceptional use	Other vacant	1 unit	12,500-14,999	0	
	House, apartment, or other unit	For ex- clusive use	Year-round	Deteriorating	6	Hot and cold water	For ex- clusive use	Occupied or rented	For sale only	For exceptional use	Other vacant	1 unit	15,000-17,499	0	
	House, apartment, or other unit	For ex- clusive use	Year-round	Deteriorating	7	Hot and cold water	For ex- clusive use	Occupied or rented	For sale only	For exceptional use	Other vacant	1 unit	17,500-19,999	0	
	House, apartment, or other unit	For ex- clusive use	Year-round	Deteriorating	8	Hot and cold water	For ex- clusive use	Occupied or rented	For sale only	For exceptional use	Other vacant	1 unit	20,000-24,999	0	
	House, apartment, or other unit	For ex- clusive use	Year-round	Deteriorating	9	Hot and cold water	For ex- clusive use	Occupied or rented	For sale only	For exceptional use	Other vacant	1 unit	25,000-34,999	0	
	House, apartment, or other unit	For ex- clusive use	Year-round	Deteriorating	10+	Hot and cold water	For ex- clusive use	Occupied or rented	For sale only	For exceptional use	Other vacant	1 unit	35,000 or over	0	

PORTION OF ADVANCE CENSUS REPORT, Form 60PH-6

XIV



U.S. DEPARTMENT OF COMMERCE
BUREAU OF THE CENSUS



ADVANCE CENSUS REPORT FORM FOR THE 1960 CENSUS OF POPULATION AND HOUSING

Dear Householder:

This Government report form is for you to fill out before the Census Taker calls to take the 1960 Census of Population and Housing. The enclosed example will serve as a guide to help you put down the required answers for each member of your household.

If you will have the form ready for the Census Taker by April 1, you can help speed up the Census and reduce costs. In order to make the results more accurate, you are asked to consult other members of your household, if necessary, to get the dates of birth and other facts. Any visitors who stayed overnight in your home on Thursday, March 31, 1960 should be listed in Section C of the report.

As provided in the Constitution, the Census count will determine the number of seats in Congress to be apportioned to each State. The information which you give will also help Government and business in developing their plans, which may affect all of us.

In one out of every four homes, extra questions will be asked. That home is picked by chance, so that no one knows in advance whether it will be yours or your neighbor's. When the Census Taker comes, he will tell you if your household has been chosen.

The information that you are required to furnish is held confidential by law. Your Census report cannot be used for purposes of taxation, investigation, or regulation.

Sincerely yours,

Robert W. Burgess

ROBERT W. BURGESS, Director
Bureau of the Census

DO NOT MAIL—HAVE READY FOR CENSUS TAKER

CONFIDENTIAL—The Census is required by the United States Constitution and further authorized by 13 U.S.C. 5, 9, 141, 221-4. The law requires that the inquiries be answered completely and accurately, and guarantees that the information furnished will be accorded confidential treatment. The Census report cannot be used for purposes of taxation, investigation, or regulation.

FORM 60PH-6

SECTION D—These questions are about the place where you and the people you listed in Section A live. They refer to your house or the part of the house which you occupy, or to the apartment, flat, or rooms in which you live.

H5. Do you have a kitchen or cooking equipment? (Check one)
For use of the people in your household only (those you listed in Section A)? Yes No
Shared with another household or no cooking equipment? Yes No

H6. How many rooms are in your house or apartment? (Count a kitchen as a room but do not count bathrooms)
Number of rooms... 7

H9. Is there hot and cold running water in this house or building? (Check one)
Hot and cold running water inside the house or building... Yes No
Only cold running water inside... Yes No
Running water on property but not inside building... Yes No
No running water... Yes No

H10. Is there a flush toilet in this house or building? (Check one)
Yes, for the use of this household only... Yes No
Yes, but shared with another household... Yes No
No flush toilet for the use of this household... Yes No

H11. Is there a bathtub or shower in this house or building? (Check one)
Yes, for the use of this household only... Yes No
Yes, but shared with another household... Yes No
No bathtub or shower for the use of this household... Yes No

H12. Is this house, part of the house, or apartment in which you live: (Check one)
Owned or being bought by you or someone else in your household? Yes No
Rented for cash? Yes No
Occupied without payment of cash rent? Yes No

HOSE OWNERS AND BUYERS PLEASE ANSWER THIS QUESTION

H15. About how much do you think this property would sell for on today's market? (Check one)

Under \$5,000	<input type="checkbox"/>	\$15,000 to \$17,400	<input type="checkbox"/>
\$5,000 to \$7,400	<input type="checkbox"/>	\$17,500 to \$19,900	<input type="checkbox"/>
\$7,500 to \$9,900	<input type="checkbox"/>	\$20,000 to \$24,900	<input type="checkbox"/>
\$10,000 to \$12,400	<input type="checkbox"/>	\$25,000 to \$34,000	<input type="checkbox"/>
\$12,500 to \$14,900	<input checked="" type="checkbox"/>	\$35,000 or more	<input type="checkbox"/>

RENTERS PLEASE ANSWER THIS QUESTION

H16. If you pay your rent by the month—

What is your monthly rent? \$ (nearest dollar) 00

OR

If you pay your rent by the week or some other period of time—

What is your rent and what period does it cover?

\$ (nearest dollar) 00 per (week, year, etc.)

SECTION E—PLEASE FILL SECTION E

1. Does anyone else live in this building or anywhere else on this property?
Yes No

2. As far as you know, are there any vacant apartments or vacant rooms for rent in this building or elsewhere on this property?
Yes No

3. Name of person who filled this form
Alexander J. Venon

4. Your address (House number, street, city, State)
204 Linn Ave., Lorain, Ohio

5. Your telephone No.
Home 2-7296

SECTION F—FOR CENSUS TAKERS USE ONLY

1. E.D. No. _____

2. Page No. _____

a. Recorded as 1 HU.
b. Rented.

Fill Inside Page for Population Census

HOLD THIS REPORT FOR THE CENSUS TAKER—DO NOT MAIL

Table 1.—CHARACTERISTICS OF HOUSING UNITS, FOR THE CITY: 1960

Subject	Number	Percent	Subject	Number	Percent
All housing units.....	94,259	100.0	Occupied housing units—Con.		
CONDITION AND PLUMBING			COLOR		
Sound.....	80,032	84.9	White.....	80,857	89.8
With all plumbing facilities.....	75,489	30.1	Nonwhite.....	9,147	10.2
Lacking some or all facilities.....	4,543	4.8			
Deteriorating.....	12,301	13.1	PERSONS PER ROOM		
With all plumbing facilities.....	10,158	10.8	1.00 or less.....	82,987	92.2
Lacking some or all facilities.....	2,143	2.3	1.01 or more.....	7,017	7.8
With flush toilet.....	2,086	2.2			
No flush toilet.....	57	0.1	AVERAGE NUMBER OF ROOMS		
Dilapidated.....	1,926	2.0	Owner occupied.....	5.9	...
			Renter occupied.....	4.0	...
Occupied housing units.....	90,004	100.0	VALUE AND RENT		
TENURE			Average value.....dollars..	14,100	...
Owner occupied.....	60,376	67.1	Average contract rent.....dollars..	57	...
Renter occupied.....	29,628	32.9			

NOTE.—On the map for Akron approximately 3,620 blocks are identified.

Table 2.—CHARACTERISTICS OF HOUSING UNITS, BY BLOCKS: 1960

["Total population" contains no persons in group quarters unless preceded by asterisk; one asterisk (*) denotes less than 10 percent; two asterisks (**), 10 percent or more]

Blocks within census tracts	Total population	All housing units by condition and plumbing									Occupied housing units							
		Total	Sound			Deteriorating			Dilapidated	Owner occupied			Renter occupied			Occupied by non-white	1.01 or more persons per room	
			Total	With all plumbing facilities	Lacking some or all facilities	Total	With all plumbing facilities	Lacking some or all facilities		Total	Average value (dollars)	Average number of rooms	Total	Average contract rent (dollars)	Average number of rooms			
A-1.....	*4447	1268	750	677	73	406	282	123	1	112	372	8000	6.5	814	56	3.7	1043	249
1....	22	6	6	6	6	6	6	6	6	6	6	9000	5.3	6	6	6	6	6
2....	*709	189	131	131	6	50	50	6	6	8	79	9500	5.7	101	69	3.7	130	40
3....	41	13	13	13	6	6	6	6	6	12	11500	6.7	1	6	6	6	1	2
4....	242	60	22	22	6	36	36	6	6	2	27	7500	6.1	31	58	4.3	50	11
5....	**138	18	10	10	6	6	6	6	6	2	8	9500	6.9	9	6	2.4	15	4
6....	*104	31	13	11	2	12	9	3	6	10	7500	6.2	17	64	3.8	27	8	
7....	*298	75	41	34	7	25	25	9	9	25	7000	7.5	46	60	4.3	68	16	
8....	46	14	12	11	1	1	1	1	1	10	8500	6.5	4	6	6	13	6	
9....	211	55	48	46	2	6	6	6	6	1	32	8000	6.9	23	52	5.1	54	7
10....	164	42	41	41	6	1	1	1	1	28	7000	6.4	13	51	5.2	38	7	
11....	*141	28	25	25	3	3	3	3	3	14	7500	6.8	14	48	5.4	26	4	
12....	*170	38	36	36	6	2	2	2	2	29	8000	6.7	9	51	4.2	36	4	
13....	7	1	1	1	1	1	1	1	1	1	1	1	1	1	1	1	1	1
14....	15	4	4	4	4	4	4	4	4	4	4	4	4	4	4	4	4	4
15....	11	2	2	2	2	2	2	2	2	2	2	2	2	2	2	2	2	2
16....	9	2	2	2	2	2	2	2	2	2	2	2	2	2	2	2	2	2
19....	255	28	28	28	28	28	28	28	28	1	1	1	1	27	58	5.7	28	26
20....	9	3	3	3	3	3	3	3	3	3	3	3	3	3	3	3	3	3
21....	2	2	2	2	2	2	2	2	2	2	2	2	2	2	2	2	2	2
22....	*73	16	4	4	6	12	12	3	6	2	2	2	2	14	43	4.9	16	4
23....	19	9	3	3	6	6	3	3	3	6	6	6	6	8	43	3.8	8	6
24....	**40	13	6	6	7	7	3	4	6	1	1	1	1	11	45	3.8	12	6
26....	13	7	6	6	1	1	1	1	1	6	6	6	6	7	62	2.9	7	5
27....	**84	34	19	19	15	2	13	6	6	3	3	3	3	30	75	2.4	33	5
28....	2	1	1	1	1	1	1	1	1	1	1	1	1	1	1	1	1	1
29....	23	8	1	1	7	5	2	6	6	4	4	4	4	4	4	4	4	4
31....	**37	2	2	2	2	2	2	2	2	2	2	2	2	2	2	2	2	2
33....	678	190	190	190	190	190	190	190	190	2	2	2	2	188	49	3.7	190	57
35....	3	2	2	2	2	2	2	2	2	2	2	2	2	2	2	2	2	2
36....	6	1	1	1	1	1	1	1	1	1	1	1	1	1	1	1	1	1
37....	3	1	1	1	1	1	1	1	1	34	34	34	34	34	34	34	34	34
40....	273	97	3	3	60	43	17	6	34	31	6000	6.5	61	50	3.7	84	18	
41....	49	12	12	12	10	9	1	1	2	10	7000	7.6	2	6	6	12	1	
44....	**57	15	4	4	10	9	1	1	4	4	4	4	4	10	64	3.3	13	3
45....	*144	55	1	1	32	26	6	6	22	7	7500	8.4	43	64	3.6	24	8	
46....	*121	33	12	12	8	8	6	6	13	9	8000	7.2	22	70	3.9	28	7	
47....	20	8	4	3	4	4	4	4	4	5	5	5	5	37	3.4	5	3	
48....	39	28	8	1	15	6	9	6	5	5	5	5	5	15	45	3.5	15	1
49....	37	19	13	8	5	6	5	5	5	5	5	5	5	16	45	2.8	9	1
50....	**43	37	15	15	22	1	21	6	6	1	1	1	1	27	37	1.6	28	3
51....	42	53	25	1	24	27	27	27	1	1	1	1	1	38	51	1.1	39	3
52....	47	16	6	2	4	9	2	6	1	5	4500	5.2	9	44	2.9	11	4	
A-2.....	*3119	1111	833	697	136	212	154	58	66	345	9000	6.2	673	65	3.6	25	122	
1....	83	22	19	18	1	3	3	3	3	15	7000	6.0	6	58	3.7	5	4	
2....	230	69	61	53	8	8	6	2	6	40	7000	5.6	20	68	3.8	6	10	
3....	160	53	52	47	5	1	1	1	6	24	8000	5.9	31	68	4.0	4	5	
4....	104	39	29	24	5	1	1	1	9	15	7500	6.1	18	67	4.1	8	8	
5....	256	71	36	34	2	25	24	1	10	33	8000	7.2	32	73	5.1	8	8	
7....	120	38	16	16	6	6	6	6	22	3	3	3	3	29	69	4.6	1	8
8....	48	21	21	21	21	21	21	21	2	2	2	2	2	17	85	3.5	2	2

Table 2.—CHARACTERISTICS OF HOUSING UNITS, BY BLOCKS: 1960—Con.

["Total population" contains no persons in group quarters unless preceded by asterisk; one asterisk (*) denotes less than 10 percent; two asterisks (**), 10 percent or more]

Blocks within census tracts	Total population	All housing units by condition and plumbing										Occupied housing units								
		Sound					Deteriorating					Disap- dated	Owner occupied			Renter occupied			Occu- pied by non- white	1.01 or more per- sons per room
		Total	Total	With all plumb- ing facil- ities	Lack- ing some or all facil- ities	Total	With all plumb- ing facil- ities	Lacking some or all facilities		Total	Average value (dollars)		Average num- ber of rooms	Total	Average con- tract rent (dollars)	Average num- ber of rooms				
								With flush toilet	No flush toilet											
9...	48	22	19	16	3	3	3	10	20	56	3.2	...	3		
10...	90	46	13	11	23	11	12	30	62	3.0	...	4		
11...	59	27	27	21	63	3.4		
12...	249	92	46	27	9	41	20	21	5	12000	5.8	70	58	3.6	...	4		
13...	281	99	57	37	...	34	34	8	27	9000	6.7	66	69	4.3	...	13	
14...	*175	62	42	38	4	20	13	7	20	9500	6.3	37	67	4.1	3	9	
15...	196	80	69	50	19	11	11	29	11000	6.4	47	54	3.2	...	7	
16...	100	30	23	18	5	7	7	14	10500	6.1	15	57	3.9	4	3	
17...	243	81	78	70	8	3	3	34	9500	6.2	44	64	3.9	2	11	
19...	*288	121	98	86	12	23	15	8	26	11000	5.7	82	70	3.2	...	17	
20...	84	48	39	22	17	9	2	7	7	...	4.3	35	75	2.8	...	2	
21...	37	18	18	10	8	7	...	6.6	7	57	2.6	...	1	
22...	**268	72	70	42	28	2	14	12000	5.9	46	61	2.5	...	3	
A-3-A...	**1948	1481	1132	432	700	318	103	215	31	22	16500	5.5	1308	55	1.5	103	55	
1...	67	45	42	24	18	3	...	3	1	35	69	2.3	2	4	
2...	15	15	13	2	11	2	...	2	1	11	32	1.5	
3...	*165	113	97	29	68	4	...	4	12	4	84	47	1.8	10	14	
4...	70	64	64	63	1	64	50	1.1	...	4	
5...	10	14	14	1	13	10	37	1.0	
6...	*140	170	168	72	96	2	...	2	129	63	1.0	42	3	
7...	**118	78	7	5	2	52	2	50	19	57	50	1.3	32	5	
8...	...	4	
9...	21	29	18	...	18	11	...	11	21	36	1.0	
11...	39	36	36	12	24	36	49	1.1	...	2	
12...	71	73	42	24	18	31	...	31	64	48	1.2	...	2	
13...	**396	178	78	11	67	100	59	41	174	61	1.4	6	11	
15...	1	1	
18...	1	1	
20...	65	59	59	5	54	1	58	43	1.1	4	2	
23...	29	28	28	2	26	24	45	1.3	1	1	
25...	91	56	36	36	...	20	15	5	5	10000	6.2	51	67	3.5	
26...	72	44	36	36	...	8	7	1	3	35	59	3.3	
29...	12	12	12	8	4	12	94	1.1	
31...	**16	1	
33...	60	57	47	46	1	10	1	9	50	78	2.2	...	1	
37...	5	2	
39...	256	255	255	3	252	254	50	1.0	2	...	
40...	**104	49	41	19	22	8	5	3	3	44	70	2.5	3	1	
43...	11	10	1	1	...	9	...	9	10	57	1.3	
44...	1	1	
45...	11	8	8	8	8	59	3.1	
48...	17	16	15	15	...	1	1	1	15	31	1.0	1	...	
49...	*75	57	5	5	...	52	9	43	55	42	1.6	...	5	
51...	1	1	
52...	6	3	
54...	2	1	
A-3-B...	*1877	666	469	388	81	175	149	26	22	197	12500	6.6	445	65	3.7	143	68	
2...	60	27	10	8	2	17	13	4	2	24	62	3.5	...	2	
3...	44	24	11	8	3	13	7	6	2	22	71	2.6	9	2	
4...	27	12	5	2	3	7	7	1	10	50	3.6	...	1	
6...	3	1	
7...	68	36	24	17	7	12	5	7	5	8000	6.6	30	51	3.1	...	1	
9...	11	3	
10...	**45	18	13	13	...	5	5	4	13	77	4.2	
11...	**69	26	10	10	...	16	11	5	4	21	55	4.0	
12...	11	3	
13...	101	35	20	18	2	15	15	10	10500	6.4	22	68	3.6	...	5	
14...	**13	3	
15...	44	9	1	1	...	8	8	5	5000	8.2	4	7	1	
16...	173	54	31	29	2	15	13	2	8	...	5.6	47	77	4.2	16	10	
17...	60	28	27	11	16	1	25	52	3.0	4	2	
18...	3	1	
19...	66	29	13	13	...	14	14	2	19	59	4.7	
20...	83	25	15	15	...	5	5	5	8000	4.9	12	66	4.2	2	4	
21...	68	24	12	12	...	12	12	6	10000	5.8	14	60	4.4	...	4	
22...	98	39	34	24	10	5	5	14	18000	5.8	25	69	3.6	...	4	
23...	125	41	26	22	4	11	10	1	4	19	14000	7.2	22	68	4.0	20	3	
24...	262	92	84	64	20	7	6	1	1	29	12500	6.4	62	63	3.3	20	13	
26...	**31	2	
27...	*412	134	124	114	10	10	10	66	12500	6.6	67	71	3.8	64	16	
A-4...	*3595	1434	1049	859	190	351	280	71	34	481	11000	6.3	855	69	3.6	4	86	
1...	*118	60	45	36	9	9	7	4	12	18000	7.1	39	74	3.4	1	...	
4...	152	71	56	41	15	12	8	3	22	13000	6.0	45	80	3.3	...	3	
5...	135	75	65	50	15	10	7	3	21	11000	5.0	43	75	3.3	...	1	
9...	**112	39	38	35	3	1	1	14	15000	6.9	24	60	3.4	...	3	
10...	25	7	4	3	1	3	3	1	6	65	4.2	
11...	**73	21	19	18	1	2	2	8	13500	6.5	12	65	4.0	...	2	
12...	**71	30	29	16	13	1	1	3	27	62	3.0	...	4	
17...	29	20	4	...	16	2	2	14	2	12	44	1.8	
18...	76	20	9	6	3	5	5	3	16	60	5.1	...	5	
19...	184	66	54	41	13	9	9	3	25	9000	6.7	40	61	4.0	...	2	
22...	35	15	1	1	...	14	12	2	9	10000	6.3	4	

Table 2.—CHARACTERISTICS OF HOUSING UNITS, BY BLOCKS: 1960—Con.

["Total population" contains no persons in group quarters unless preceded by asterisk: one asterisk (*) denotes less than 10 percent; two asterisks (**), 10 percent or more]

Blocks within census tracts	Total population	All housing units by condition and plumbing								Occupied housing units								
		Total	Sound			Deteriorating			Dilapidated	Owner occupied			Renter occupied			Occupied by non-white	1.01 or more persons per room	
			Total	With all plumbing facilities	Lacking some or all facilities	Total	With all plumbing facilities	Lacking some or all facilities		Total	Average value (dollars)	Average number of rooms	Total	Average contract rent (dollars)	Average number of rooms			
23...	282	99	10	9	1	88	78	10	...	1	39	10000	6.2	50	69	4.1	2	9
24...	245	101	65	54	11	35	29	6	...	1	32	10500	6.0	61	65	4.2	...	6
25...	121	56	24	24	...	32	25	7	23	12000	7.7	26	60	4.5	...	2
28...	45	15	14	14	...	1	1	11	8500	6.0	3	1
29...	100	33	16	15	1	9	6	3	...	8	17	8500	6.6	13	68	3.3	...	3
30...	140	64	55	37	18	6	3	3	...	3	19	12000	5.8	42	74	2.8	...	4
31...	71	32	32	28	4	10	10000	6.1	21	79	3.0	...	3
32...	113	56	45	38	7	8	8	3	12	13000	6.6	41	71	3.0	...	3
33...	46	20	20	19	1	11	12500	6.9	8	65	3.1	...	1
34...	**396	137	120	95	25	17	15	2	41	11500	6.9	91	63	3.4	1	10
35...	*96	41	39	34	5	2	2	16	12500	5.7	21	70	3.3	...	1
36...	*200	74	65	59	6	9	1	8	29	9500	6.6	44	91	3.3	...	6
37...	*343	138	110	83	27	28	21	7	44	9000	5.9	88	66	3.5	...	8
38...	136	49	45	41	4	4	4	21	10500	7.0	24	61	4.3	...	2
39...	120	43	41	39	2	2	2	23	9000	5.5	20	65	4.7	...	1
40...	131	52	24	19	5	28	28	13	8500	6.2	34	64	4.6	...	6
A-5.....	*3897	1178	754	662	92	337	265	72	...	87	456	8500	6.2	651	59	4.2	604	145
1...	7	2
2...	26	7	1	1	...	2	2	4	6	40	5.7	...	1
3...	117	64	25	16	9	30	26	4	...	9	8	9500	5.9	49	55	3.6	...	3
4...	134	54	23	21	2	30	26	4	...	8	41	58	4.1	...	3
5...	**288	37	16	16	...	14	12	2	...	7	18	10000	7.6	17	58	5.5	22	5
6...	194	82	39	33	6	32	20	12	...	11	25	9000	5.3	51	51	3.8	19	3
7...	67	23	23	20	3	8	9000	6.5	14	57	4.9	7	2
8...	90	31	24	20	4	5	5	2	12	10500	6.2	18	48	4.8	7	3
9...	29	11	9	9	...	2	...	2	1	74	6.3	1	1	1
10...	17	6	4	4	...	2	2	2	4	3	...
11...	33	11	10	7	3	1	1	2	8	64	5.5	4	...
12...	51	15	12	11	1	3	3	10	9000	6.3	5	56	4.8	10	2
13...	255	80	56	52	4	24	15	9	34	7500	6.1	44	62	3.9	43	13
14...	194	56	38	38	...	17	15	2	...	1	37	8000	6.4	17	59	4.9	36	5
15...	218	70	50	46	4	20	15	5	28	7000	6.4	40	73	4.1	54	6
16...	*393	100	80	71	9	15	11	4	...	5	37	10000	6.5	61	63	4.2	78	17
17...	255	84	63	52	11	21	13	8	33	10000	6.5	46	60	3.4	49	13
18...	**67	17	7	7	...	10	10	3	12	54	4.8	8	1
19...	15	4
20...	20	7	4	4	...	3	3	6	45	5.2	3	1
21...	53	22	10	6	4	12	10	2	5	7500	6.4	13	53	4.5	5	1
22...	78	38	33	22	11	5	5	9	8000	4.8	24	52	3.5	12	2
23...	66	16	10	10	...	5	5	1	12	7000	6.6	4	7	3
24...	93	34	34	29	5	11	11000	5.9	21	60	3.9	16	2
25...	97	24	23	21	2	1	1	13	6500	6.1	11	58	5.3	18	3
26...	208	64	61	59	2	3	3	22	8000	5.9	35	71	4.1	36	12
27...	96	22	21	21	1	16	9000	6.5	6	62	6.5	18	5
28...	62	16	9	6	3	7	6	1	8	9000	6.3	8	62	5.3	11	1
29...	76	19	4	4	...	9	6	3	...	6	9	7500	6.0	9	62	3.6	17	6
30...	*148	35	13	11	2	16	13	3	...	6	18	8500	5.9	17	53	4.2	27	5
31...	81	20	5	5	...	10	9	1	...	5	9	8000	6.0	10	55	5.5	11	6
32...	107	30	12	12	...	14	12	2	...	4	16	7500	5.7	14	59	4.2	25	4
33...	65	23	13	9	4	3	3	7	10	10500	6.1	9	61	3.9	15	6
35...	74	25	7	7	...	10	7	3	...	8	15	8500	6.3	6	63	3.8	16	3
36...	64	15	6	6	...	4	4	5	9	8000	6.6	6	46	5.2	12	2
37...	59	14	3	3	...	7	7	4	6	7000	5.7	8	48	5.5	11	3
A-6.....	*2987	1231	512	263	249	538	317	221	...	181	315	8000	6.2	773	49	2.9	454	151
1...	336	104	11	9	2	32	31	1	...	61	28	8000	6.7	70	45	3.8	87	27
2...	23	5	1	1	...	3	2	1	...	1	5	...	7.0	4	1
4...	87	119	115	4	111	4	4	79	51	1.2	...	2
5...	10	8	8	8	7	84	3.6	4	...
6...	48	57	57	7	50	1	34	40	1.6	...	2
7...	8	4
8...	88	106	3	3	...	79	1	78	...	24	2	82	25	1.1
9...	25	6	2	2	4	1	3	4	4
10...	98	26	1	1	...	1	1	24	12	8500	6.7	11	55	4.7	22	6
11...	74	18	1	1	...	2	2	15	10	6500	5.3	7	40	3.9	17	4
12...	150	40	3	...	3	12	12	25	18	8000	5.9	21	54	4.4	32	4
13...	109	40	2	2	...	26	23	3	...	12	12	7500	6.3	26	54	3.6	34	4
14...	52	34	17	...	17	15	7	8	...	2	4	24	45	2.3	6	2
15...	162	116	84	10	74	32	13	19	6	8500	6.5	107	42	1.5	10	5
16...	1	2
17...	43	18	9	8	1	9	9	2	13	57	3.8	6	3
18...	71	23	1	1	...	18	18	4	13	9000	6.1	10	54	4.5	10	3
19...	*188	50	43	37	6	7	6	1	23	9000	6.1	26	67	4.3	18	8
20...	201	65	42	40	2	22	18	4	...	1	26	9000	6.3	36	63	4.4	25	12
21...	138	35	13	13	...	22	21	1	18	8500	6.1	15	59	5.1	29	6
22...	115	30	8	8	...	22	15	7	14	6000	5.9	14	57	4.5	26	8
23...	12	4
24...	20	10	8	4	4	2	2	5	...	6.8	5	64	4.4	4	...
26...	79	39	34	9	25	5	3	2	4	34	40	2.4	1	2
27...	67	26	9	9	...	17	17	4	22	63	4.5	4	4
29...	7	5	1	1	...	3	3	1	2	2	2	...
30...	301	89	18	15	3	70	40	30	...	1	37	9000	6.4	45	52	3.7	50	14
32...	151	47	41	40	1	6	6	23	9000	5.9	22	79	4.6	10	6
33...	307	94	39	39	...	49	36	13	...	6	38	7500	6.4	48	51	4.1	46	18
34...	16	11	3	3	...	8	7	1	1	7	42	2.9	2	1

Table 2.—CHARACTERISTICS OF HOUSING UNITS, BY BLOCKS: 1960—Con

["Total population" contains no persons in group quarters unless preceded by asterisk; one asterisk (*) denotes less than 10 percent; two asterisks (**), 10 percent or more]

Blocks within census tracts	Total population	All housing units by condition and plumbing									Occupied housing units							
		Total	Sound			Deteriorating			Dilapidated	Owner occupied			Renter occupied			Occupied by non-white	1.01 or more persons per room	
			Total	With all plumbing facilities	Lacking some or all facilities	Total	With all plumbing facilities	Lacking some or all facilities		Total	Average value (dollars)	Average number of rooms	Total	Average contract rent (dollars)	Average number of rooms			
24...	74	62	9	...	34	2	32	...	19	3	52	30	1.8	...	2	
25...	88	52	32	27	5	...	5	6	...	7.3	26	51	...	5	...	
28...	173	58	53	53	...	5	39	10000	6.0	16	63	4.3	...	4	
29...	67	19	16	16	...	3	3	14	10500	6.5	4	1	...	
30...	91	24	20	16	4	4	3	1	...	13	9000	6.2	9	57	4.3	...	5	
31...	51	16	16	16	...	10	10	12	10000	6.6	4	2	...	
32...	99	35	25	24	1	10	10	22	9500	6.4	11	64	5.7	
34...	88	33	10	10	...	18	18	...	5	18	10500	6.7	11	62	4.3	1	3	
35...	126	45	24	24	...	18	15	3	...	27	11000	6.4	15	61	3.9	...	3	
36...	245	89	34	24	10	53	40	13	...	19	8500	6.0	65	52	4.3	20	8	
37...	265	89	63	53	10	26	22	4	...	41	8500	5.8	44	59	4.4	7	8	
38...	270	96	60	54	6	31	19	12	...	38	8500	5.9	47	64	4.2	8	11	
39...	351	119	58	46	12	48	30	18	...	30	7500	6.0	82	56	4.2	12	14	
40...	193	57	48	43	5	9	7	2	...	31	9000	6.5	24	86	4.8	1	7	
41...	536	175	115	101	14	58	51	7	...	63	11500	6.4	100	68	4.8	1	16	
42...	16	3	
43...	40	17	12	12	...	5	5	6	...	6.5	9	68	4.2	
B-1.....	*6023	1966	1774	1741	33	163	145	5	13	29	1345	12000	5.6	525	68	4.0	4	149
3...	18	4
4...	19	6	6	6	5	17500	6.2	1	
5...	50	13	6	6	...	6	6	9	8500	6.1	4	3	
7...	34	9	5	5	...	3	3	8	8000	4.9	1	2	
8...	55	18	11	11	...	7	7	10	11000	5.3	8	67	3.9	...	1	
9...	15	4	
15...	12	4	
16...	20	8	4	4	...	1	1	5	...	5.6	2	
17...	15	6	4	4	...	1	1	6	10000	5.5	1	
19...	5	2	
20...	27	7	7	7	7	13000	5.4	1	
23...	49	17	17	17	17	13000	5.5	1	
25...	6	2	
26...	8	2	
27...	21	5	3	3	...	2	2	5	...	5.6	1	
28...	4	1	
29...	7	1	
30...	8	2	
31...	34	8	3	3	...	5	4	...	1	8	10500	5.0	2	
32...	10	3	3	3	5	10000	6.6	1	1	
34...	25	6	2	2	1	15	14000	4.9	2	4	
40...	78	18	18	18	
41...	1	1	
43...	8	3	
44...	22	7	5	4	1	2	2	3	4	
45...	32	8	6	6	...	2	2	7	12000	5.6	1	1	
47...	6	1	
48...	11	4	
49...	20	5	4	4	...	1	1	3	2	2	
50...	86	25	19	19	...	4	2	...	2	19	9500	4.9	6	68	4.8	
51...	49	13	9	9	...	4	4	11	10000	5.5	2	1	
52...	20	6	6	6	5	11000	5.2	1	
53...	18	5	4	4	5	...	5.2	1	...	
54...	33	9	5	4	1	2	1	1	...	8	8500	5.1	1	3	
55...	130	29	29	29	27	13500	4.6	2	6	
56...	103	25	25	25	23	13500	4.9	1	4	
57...	103	24	24	24	23	14500	5.5	1	1	
58...	48	20	14	14	...	6	6	3	16	65	3.6	...	3	
59...	43	13	13	13	9	10000	5.4	4	
60...	130	34	32	32	...	2	2	28	11500	6.1	6	79	5.0	...	4	
61...	72	20	19	19	...	1	1	19	12500	5.2	1	3	
62...	9	4	
63...	463	165	145	143	2	18	18	...	2	92	10000	5.8	71	68	3.7	1	4	
64...	101	37	37	37	19	10000	6.0	16	71	4.8	...	1	
65...	42	13	13	13	12	9500	6.2	1	
66...	64	25	25	23	2	12	11500	5.9	11	67	4.1	
67...	85	33	32	32	...	1	1	12	11500	6.4	17	62	3.9	...	2	
68...	99	64	64	59	5	7	...	6.4	51	62	2.9	
69...	51	24	24	24	11	11500	5.4	13	77	3.8	
70...	182	80	78	78	...	2	2	24	12500	5.8	53	68	3.7	...	3	
71...	190	63	62	62	...	1	1	30	12000	5.9	29	77	4.8	...	5	
72...	142	54	51	45	6	3	3	26	11500	6.0	24	57	3.9	1	2	
73...	112	39	38	38	...	1	1	23	11500	6.4	13	70	5.0	...	5	
74...	277	99	99	96	3	65	12000	6.5	33	69	4.5	...	2	
75...	245	83	83	80	3	59	12000	6.3	22	63	4.3	...	6	
76...	33	12	12	10	2	11	12000	7.0	1	
77...	160	48	45	43	2	1	1	...	2	43	12500	5.7	4	5	
78...	58	15	11	11	...	3	3	...	1	12	10000	5.9	2	1	
82...	121	31	31	31	27	17000	6.0	3	3	
83...	*243	91	66	66	...	20	18	1	1	5	8500	3.7	1	15	
86...	65	15	13	13	...	2	2	15	13500	5.5	3	
87...	96	29	28	28	...	1	1	28	16500	5.1	1	1	
88...	25	13	13	13	6	16000	5.7	2	
89...	63	18	16	15	1	2	2	15	11500	6.0	2	2	
90...	49	16	15	15	...	1	1	13	12000	5.2	1	2	
91...	20	8	8	8	5	15500	5.2	1	
92...	23	6	4	4	...	2	2	6	9000	6.2	1	
93...	37	10	10	9	7	14000	6.4	2	

Table 2.—CHARACTERISTICS OF HOUSING UNITS, BY BLOCKS: 1960—Con.

["Total population" contains no persons in group quarters unless preceded by asterisk; one asterisk (*) denotes less than 10 percent; two asterisks (**), 10 percent or more]

Table with 18 columns: Blocks within census tracts, Total population, All housing units by condition and plumbing (Sound, Deteriorating, Dilapidated), Occupied housing units (Owner occupied, Renter occupied), Occupied by non-white, and 1.01 or more persons per room. Rows list census tracts from 93 to 80.

City Block Characteristics

Table 2.—CHARACTERISTICS OF HOUSING UNITS, BY BLOCKS: 1960—Con.

["Total population" contains no persons in group quarters unless preceded by asterisk; one asterisk (*) denotes less than 10 percent; two asterisks (**), 10 percent or more]

Table with columns: Blocks within census tracts, Total population, All housing units by condition and plumbing (Sound, Deteriorating, Dilapidated), Occupied housing units (Owner occupied, Renter occupied), Occupied by non-white, 1.01 or more persons per room. Rows represent individual blocks with their respective statistics.

Table 2.—CHARACTERISTICS OF HOUSING UNITS, BY BLOCKS: 1960—Con.

["Total population" contains no persons in group quarters unless preceded by asterisk; one asterisk (*) denotes less than 10 percent; two asterisks (**), 10 percent or more]

Blocks within census tracts	Total population	All housing units by condition and plumbing									Occupied housing units							
		Total	Sound			Deteriorating			Dilapidated	Owner occupied			Renter occupied			Occupied by non-white	1.01 or more persons per room	
			Total	With all plumbing facilities	Lacking some or all facilities	Total	With all plumbing facilities	Lacking some or all facilities		Total	Average value (dollars)	Average number of rooms	Total	Average contract (dollars)	Average number of rooms			
78...	62	21	21	21	16	13000	4.6	3
79...	63	18	18	18	17	13500	4.6	1	4
80...	36	12	12	12	11	12500	5.3	1	
81...	42	12	12	12	12	14000	4.5	1	
82...	49	15	15	15	15	12000	4.9	1	
83...	19	5	5	5	3	2	2	
C-6.....	4792	1506	1302	1269	33	175	145	29	1	29	1058	13000	5.4	384	68	4.1	...	131
21...	19	8	8	8	7	12000	6.1	1
22...	78	25	23	19	4	2	2	14	13500	5.8	10	62	4.4	...	2
23...	127	39	37	37	...	2	2	32	14000	5.3	7	81	4.6	...	4
24...	52	14	14	14	11	13500	4.8	3	3
25...	68	21	20	20	...	1	1	20	12000	5.3	1	1
26...	72	19	18	18	...	1	1	19	13000	5.0	1
27...	31	10	10	10	9	11000	5.3	1
29...	55	21	11	9	2	10	4	6	11	8500	6.2	8	44	1.8	...	2
30...	29	11	9	9	...	2	2	7	10000	5.1	4
33...	50	15	15	15	7	11500	5.7	8	71	4.5	...	1
34...	62	18	17	17	...	1	1	9	11500	5.3	9	71	4.9	...	1
36...	37	17	16	16	...	1	1	10	11500	5.7	6	85	3.8
37...	35	13	11	11	...	2	2	11	10000	5.2	2	2	1
38...	87	27	26	26	...	1	1	24	12500	5.2	3	1
39...	93	23	23	23	22	14000	5.2	1	2
40...	116	30	30	30	25	14500	5.0	5	71	4.2	...	5
41...	103	23	23	23	20	13500	5.0	3	5
42...	79	23	22	22	...	1	1	19	13500	5.6	3	3
43...	46	10	9	9	...	1	1	10	15000	5.9	2
44...	40	13	12	12	...	1	1	12	15000	5.4	1	1
47...	32	10	10	10	3	6	74	3.7	...	2
50...	60	19	18	18	1	16	11000	5.9	3
51...	76	26	17	17	...	9	7	2	20	10500	5.5	5	...	3.8	...	1
52...	98	28	22	22	...	5	5	1	24	16500	5.8	3
53...	37	11	11	11	10	18000	4.9	1
54...	39	9	9	9	9	15500	5.4	1
55...	32	8	3	3	...	4	4	1	8	9000	5.3	1
56...	36	11	10	10	...	1	1	8	14000	4.8	1	2
57...	14	5	4	4	...	1	1	4	1
58...	45	13	12	12	1	7	12500	6.3	6	63	3.8	...	1
59...	50	14	14	14	10	12000	5.5	4	1
60...	46	14	14	14	14	13000	5.3	1
61...	80	19	16	16	...	2	2	1	17	12000	5.5	2	2
63...	20	4
66...	54	16	13	13	...	3	3	14	15000	5.1	3
67...	55	16	13	13	...	3	3	13	12500	5.0	2	1
68...	17	6	6	6	6	17000	5.3
69...	26	10	10	10	6	17500	5.2	2
70...	65	20	19	19	...	1	1	16	17000	5.1	1	2
71...	51	15	14	14	...	1	1	13	14500	4.8	1	1
72...	43	16	14	14	...	1	1	1	14	15000	5.0
73...	29	8	8	8	8	15500	5.0
74...	4	1	5	3
76...	16	8	6	6	...	2	2	5
77...	253	80	71	71	...	9	9	65	13000	5.2	13	63	4.8	...	5
81...	18	6	6	6	5	14000	5.4	1
82...	59	16	16	16	15	12000	5.1	1	1
83...	19	5	5	5	5	...	6.4
84...	37	14	9	9	...	5	5	12	11000	5.3	1	1
85...	68	20	18	18	...	2	2	19	12500	5.1	1	2
86...	35	10	10	9	1	9	13000	4.4	1	1
87...	56	16	13	12	1	2	2	1	11	11500	5.4	5	70	3.2	...	3
88...	5	1
89...	36	8	7	7	...	1	1	7	19500	5.6	3
90...	29	8	7	7	1	8	14000	4.9
91...	64	18	18	18	15	17000	5.3	1
92...	73	20	20	20	18	16000	5.1	2	3
93...	73	21	21	21	16	16500	4.9	5	94	3.8	...	4
94...	21	11	10	10	...	1	1	7	15500	5.0
95...	26	9	9	9	6	16500	5.0	1	1
96...	18	11	10	10	...	1	1	5	19500	5.0	3
97...	34	10	10	10	6	14500	5.2	2	1
98...	14	4
99...	19	6	6	6	6	12500	5.2	1
100...	31	10	4	4	...	5	4	1	1	1	8	7500	4.5	2	2
101...	9	3
102...	71	25	22	22	...	3	3	18	13000	5.4	7	64	3.9	...	2
103...	59	23	22	22	...	1	1	14	12500	5.0	7	161	3.7	...	1
104...	40	13	10	10	...	3	1	2	10	14500	5.3	3
105...	83	24	23	23	...	1	1	20	13500	5.8	4	2
106...	67	21	20	20	...	1	1	18	13000	5.3	3	1
107...	49	15	11	11	...	4	4	13	10500	5.0	2	1
109...	12	3
110...	2	1
111...	73	35	16	13	1	16	7	9	3	3	9	...	5.8	25	56	3.0	...	1
112...	25	8	8	7	1	1	1	5	...	7.0	3	1
113...	40	20	19	14	5	1	1	2	15	55	3.5	...	3
114...	47	24	22	20	2	2	2	3	19	54	3.6
115...	58	13	8	8	...	1	1	4	6	12000	8.3	7	60	5.0	...	2

Table 2.—CHARACTERISTICS OF HOUSING UNITS, BY BLOCKS: 1960—Con.

["Total population" contains no persons in group quarters unless preceded by asterisk; one asterisk (*) denotes less than 10 percent; two asterisks (**), 10 percent or more]

Blocks within census tracts	Total population	All housing units by condition and plumbing									Occupied housing units								
		Sound					Deteriorating				Dilapidated	Owner occupied			Renter occupied			Occupied by non-white	1.01 or more persons per room
		Total	Total	With all plumbing facilities	Lacking some or all facilities	Total	With all plumbing facilities	Lacking some or all facilities		Total		Average value (dollars)	Average number of rooms	Total	Average contract rent (dollars)	Average number of rooms			
								With flush toilet	No flush toilet										
117...	37	16	7	6	1	9	5	4	7	...	6.6	8	46	3.4	
118...	51	25	22	15	7	3	3	9	...	5.8	15	63	3.6	
119...	176	68	62	60	2	6	6	38	9500	6.8	24	65	4.1	...	4	
120...	37	11	4	4	...	7	7	1	9	57	4.1	...	2	
121...	48	19	16	16	...	3	3	3	16	57	4.3	...	2	
123...	3	1	
124...	3	1	
125...	3	2	
127...	279	79	52	50	2	16	12	4	...	11	43	9000	5.6	32	61	4.3	...	14	
128...	58	15	10	10	...	3	3	2	3	12	67	5.0	...	4	
129...	33	8	8	8	6	16000	5.0	2	2	
130...	29	8	8	8	8	17500	5.4	
131...	65	22	22	22	13	16500	5.2	9	96	4.0	
132...	37	10	9	9	...	1	1	9	8500	4.8	1	2	
133...	6	2	
C-7....	*11509	3556	3381	3324	57	154	140	13	1	21	3016	15000	5.3	431	81	4.1	...	235	
1...	84	21	21	21	19	12500	4.5	2	4	
5...	37	18	17	16	1	1	1	12	12000	5.9	6	59	3.2	
6...	63	19	19	19	18	12500	6.1	1	1	
8...	83	24	24	24	21	15500	5.3	3	
11...	37	10	10	10	10	15500	5.5	1	
12...	13	4	
13...	41	15	15	15	13	12000	4.8	1	
14...	70	18	18	18	18	14000	4.9	1	
15...	68	20	20	19	1	18	17500	5.6	1	
16...	64	20	20	20	20	15500	5.6	1	
17...	103	31	29	29	...	1	1	1	28	16500	5.3	3	1	
18...	113	30	30	30	29	17500	5.2	1	
19...	65	19	19	19	19	16000	5.5	
22...	46	12	12	12	11	14000	5.3	1	2	
23...	72	19	19	19	18	15000	5.7	1	2	
24...	57	18	18	18	18	14000	5.4	
25...	87	32	32	32	29	15000	4.9	3	
27...	85	26	26	26	24	12500	5.7	2	
28...	80	29	28	20	8	1	1	19	13500	5.9	9	53	2.7	...	2	
29...	113	40	40	36	4	30	17000	5.1	8	69	3.6	...	2	
30...	110	35	35	35	28	15000	5.5	7	93	5.1	...	2	
32...	134	41	39	39	...	1	1	1	31	15000	5.6	10	60	4.6	...	5	
33...	63	20	20	20	17	18500	6.3	3	2	
34...	56	21	21	21	20	19000	5.8	1	
35...	45	20	20	20	19	17500	5.6	1	
36...	40	13	13	13	12	17500	5.6	1	
37...	51	18	18	18	16	17000	5.5	2	1	
38...	35	9	9	9	9	19500	6.1	
39...	74	23	23	23	23	19000	5.7	
40...	46	16	15	11	4	1	...	1	11	10500	4.7	3	2	
41...	*238	58	57	57	...	1	1	57	16000	5.6	1	7	
42...	179	51	51	51	49	17000	5.7	2	
43...	95	27	27	27	26	16500	5.6	
44...	61	18	18	18	15	19000	5.9	3	1	
45...	48	16	16	16	12	19000	5.8	3	
46...	61	22	22	22	20	19500	6.0	1	
47...	66	26	26	20	6	12	19500	6.0	13	68	3.2	...	1	
48...	45	17	17	17	8	18500	6.0	8	80	4.0	...	1	
49...	25	6	6	6	6	22000	7.5	
50...	76	31	25	24	1	6	6	12	15000	5.7	18	82	3.7	...	2	
51...	66	21	21	19	2	20	20000	5.4	1	2	
52...	52	21	20	19	1	1	1	17	16500	4.9	3	
53...	12	4	8	13500	6.0	
54...	34	12	12	11	1	13	11000	4.6	3	
55...	41	16	14	14	...	2	2	30	13000	5.1	2	1	
56...	129	41	37	37	...	4	1	3	29	13500	5.0	11	57	3.3	...	3	
57...	100	35	30	30	...	5	3	2	5	12000	5.2	4	4	
59...	19	6	3	3	...	2	2	
60...	14	4	
61...	50	15	15	15	
62...	43	9	8	8	...	1	1	12	17500	5.6	2	1	
63...	57	12	12	12	7	17500	5.9	2	3	
64...	108	38	34	30	4	4	4	12	17000	5.6	2	
66...	65	22	22	22	26	17000	5.2	9	67	3.4	...	3	
67...	46	13	13	13	21	20000	6.0	
68...	203	58	58	58	13	17000	6.0	1	
69...	75	24	17	17	...	5	4	57	17000	5.3	5	
70...	10	3	17	12000	5.3	3	
72...	43	11	11	11	11	12500	5.1	2	
73...	55	15	14	14	...	1	1	15	16500	5.3	1	
74...	63	17	17	17	16	16000	5.6	1	1	
75...	28	8	8	8	8	17500	5.9	
76...	47	17	17	17	14	18500	6.6	2	1	
77...	63	21	21	21	16	22000	6.4	4	1	
78...	67	27	27	27	...	2	2	19	18000	6.0	6	81	3.8	...	1	
80...	67	17	15	15	17	12500	4.8	5	
81...	6	4	
84...	6	3	
85...	17	7	7	7	4	1	

Table 2.—CHARACTERISTICS OF HOUSING UNITS, BY BLOCKS: 1960—Con.

["Total population" contains no persons in group quarters unless preceded by asterisk: one asterisk (*) denotes less than 10 percent; two asterisks (**). 10 percent or more]

Table with 18 columns: Blocks within census tracts, Total population, All housing units by condition and plumbing (Total, Sound, Deteriorating, Dilapidated), and Occupied housing units (Owner occupied, Renter occupied, Occupied by non-white, 1.01 or more persons per room). Rows include block numbers 6... through 33... with various population and housing statistics.

Table 2.—CHARACTERISTICS OF HOUSING UNITS, BY BLOCKS: 1960—Con.

["Total population" contains no persons in group quarters unless preceded by asterisk; one asterisk (*) denotes less than 10 percent; two asterisks (**), 10 percent or more]

Blocks within census tracts	Total population	All housing units by condition and plumbing								Occupied housing units							
		Total	Sound			Deteriorating			Dilapidated	Owner occupied			Renter occupied			Occupied by non-white	1.01 or more persons per room
			Total	With all plumbing facilities	Lacking some or all facilities	Total	With all plumbing facilities	Lacking some or all facilities		Total	Average value (dollars)	Average number of rooms	Total	Average contract rent (dollars)	Average number of rooms		
36...	103	24	22	22	...	2	2	23	14000	5.3	1	4
37...	96	24	24	24	24	14500	5.2	5
38...	76	22	22	22	21	15500	5.2	1	3
39...	97	25	25	25	23	17500	6.3	2	1
40...	78	23	23	23	23	19500	6.2	1
41...	100	29	29	29	29	16500	6.2	1
42...	110	30	30	30	27	17000	6.5	3	3
43...	87	23	23	23	20	15500	5.7	3	1
44...	70	28	28	28	28	15500	4.5	1
45...	81	28	27	27	...	1	1	28	15000	4.4	3
46...	90	27	25	25	...	2	2	23	14000	4.6	4	1
47...	111	35	35	35	32	16000	4.8	2	4
48...	51	17	15	15	...	2	2	15	13000	6.4	2	1
49...	50	18	17	17	...	1	1	15	13000	5.7	3
50...	35	13	11	11	...	2	2	11	12000	5.2	2
51...	45	14	10	10	...	4	4	12	14000	5.6	1	3
52...	52	16	14	14	...	2	2	15	14000	5.1	1	1
53...	43	13	13	13	12	14500	5.3	1
54...	35	12	12	12	10	16000	4.4	1	1
55...	38	11	11	11	11	15000	4.5	2
56...	62	19	18	18	...	1	1	19	17500	4.9
57...	41	10	10	10	10	23000	5.6	2
58...	87	25	23	23	...	2	2	23	18000	5.7	1	1
59...	67	23	23	22	1	22	15500	5.3	1
60...	61	23	23	23	20	16500	6.2	2	1
61...	67	21	20	20	...	1	1	19	18500	6.6	1
62...	71	20	20	19	1	20	20000	6.3
63...	51	18	18	18	17	18000	5.7	1	1
64...	68	20	20	20	20	14500	5.1	1
65...	66	21	21	21	21	14500	5.1	1
66...	73	17	17	17	17	13500	5.2	3
67...	116	25	25	25	24	13500	5.3	1	3
68...	118	26	26	26	22	13500	5.1	4	5
69...	2
72...	51	14	14	14	14	15000	5.3	2
73...	88	22	22	22	20	18000	5.7	2	2
74...	72	19	19	19	17	16500	6.2	2
75...	86	25	25	25	20	19500	5.7	4	1
76...	92	23	23	23	23	19000	6.0	1
77...	82	23	22	22	...	1	1	20	18500	6.2	2
78...	90	22	22	22	22	20000	5.5	3
80...	47	15	15	15	14	14000	5.1	1
81...	31	14	14	14	13	15000	5.4
82...	51	16	16	16	15	19500	5.7	1
83...	51	13	13	13	11	15500	5.8	2	1
84...	31	11	11	11	11	20000	5.7
85...	54	16	16	16	15	21000	5.9	1
86...	45	14	14	14	9	23000	5.8	3	1
87...	32	8	8	8	6	17000	5.0	2
88...	2	1
89...	24	8	8	8	4	4
90...	23	7	7	7	3	4	1
92...	...	1
93...	8	3
94...	49	16	16	16	5.2	11	118	4.9	...	1
95...	17	6	6	6	5	2	1
96...	64	18	18	18	4	1
97...	39	12	10	10	...	2	2	18	20000	5.1
98...	37	10	10	10	8	13500	5.3	4
99...	31	11	10	10	8	14000	5.3	2	1
100...	58	16	16	16	10	16500	4.9	1
101...	57	19	19	19	13	23000	5.8	1
102...	8	3	14	17500	4.9	4	1
110...	7	2
112...	184	51	51	50	1
113...	72	24	24	24	50	22000	5.5	1	1
114...	74	21	21	21	24	17000	5.2	1
115...	78	21	21	21	20	18000	5.0	1	2
116...	62	21	21	21	21	17000	5.0	3
117...	51	16	16	16	21	16000	5.0	1
118...	43	15	15	15	14	18500	5.1	2	1
119...	24	8	8	8	15	18000	5.3
120...	52	14	13	11	2	1	1	8	24000	5.5
121...	65	17	17	17	13	21000	5.3	1
122...	110	29	29	29	17	24000	5.5
123...	34	11	11	11	29	20000	5.2	2
124...	196	53	52	52	11	19000	5.3
125...	5	2	1	46	19000	5.5	6	83	3.5	5
E-1...	*4268	1246	1091	1045	46	120	102	9	9	35	1018	12500	5.5	196	70	4.6	2
2...	12	4
3...	62	28	26	25	1	2	2
4...	29	12	12	12	20	14500	5.5	4
5...	80	22	22	22	10	12500	5.5	2
8...	44	13	13	13	20	14500	5.5	2	3
9...	101	27	27	27	12	13000	5.5	1
10...	97	27	27	27	26	13000	5.2	1	2
										25	13500	5.0	1	2

Table 2.—CHARACTERISTICS OF HOUSING UNITS, BY BLOCKS: 1960—Con.

["Total population" contains no persons in group quarters unless preceded by asterisk: one asterisk (*) denotes less than 10 percent; two asterisks (**), 10 percent or more]

Table with columns: Blocks within census tracts, Total population, All housing units by condition and plumbing (Sound, Deteriorating, Dilapidated), Occupied housing units (Owner occupied, Renter occupied), and 1.01 or more persons per room. Rows represent individual blocks from 18 to 119.

Table 2.—CHARACTERISTICS OF HOUSING UNITS, BY BLOCKS: 1960—Con.

["Total population" contains no persons in group quarters unless preceded by asterisk (*): one asterisk (*) denotes less than 10 percent; two asterisks (**), 10 percent or more]

Table with columns: Blocks within census tracts, Total population, All housing units by condition and plumbing (Sound, Deteriorating, Dilapidated), Occupied housing units (Owner occupied, Renter occupied), Occupied by non-white, 1.01 or more persons per room. Rows list various census tracts and their characteristics.

Table 2.—CHARACTERISTICS OF HOUSING UNITS, BY BLOCKS: 1960—Con.

["Total population" contains no persons in group quarters unless preceded by asterisk: one asterisk (*) denotes less than 10 percent; two asterisks (**), 10 percent or more]

Table with columns: Blocks within census tracts, Total population, All housing units by condition and plumbing (Total, Sound, Deteriorating, Dilapidated), and Occupied housing units (Owner occupied, Renter occupied, Occupied by non-white, 1.01 or more persons per room). Rows include block numbers (e.g., 211, 212, 213) and group codes (F-4, F-5).

City Block Characteristics

Table 2.—CHARACTERISTICS OF HOUSING UNITS, BY BLOCKS: 1960—Con.

["Total population" contains no persons in group quarters unless preceded by asterisk: one asterisk (*) denotes less than 10 percent; two asterisks (**), 10 percent or more]

Blocks within census tracts	Total population	All housing units by condition and plumbing								Occupied housing units								
		Total	Sound			Deteriorating			Dilapidated	Owner occupied			Renter occupied			Occupied by non-white	1.01 or more persons per room	
			Total	With all plumbing facilities	Lacking some or all facilities	Total	With all plumbing facilities	Lacking some or all facilities		Total	Average value (dollars)	Average number of rooms	Total	Average contract (dollars)	Average number of rooms			
								With flush toilet										No flush toilet
31...	19	8	8	8	6	42000	8.3		
33...	16	5	5	5	5	37000	6.8		
34...	45	25	25	25	8	28000	5.5	9	120	5.1	...		
35...	26	11	11	11	8	28000	6.8		
36...	...	1		
37...	16	5	5	5	4		
38...	53	18	18	18	18	30000	6.4		
40...	24	7	7	7	6	40000	7.5		
41...	56	18	18	18	16	40000	7.3		
43...	42	14	14	14	13	40000	6.5		
44...	41	15	15	15	15	39000	9.2		
45...	12	5	5	5	4		
47...	41	13	13	13	12	37000	7.9		
48...	34	11	11	11	10	34000	8.1		
49...	46	16	16	16	15	30000	6.5	1		
50...	39	13	13	13	13	25000	6.1		
51...	60	17	17	17	16	31000	7.4	1		
52...	44	13	13	13	13	33000	6.7		
53...	17	5	5	5	5	30000	6.4		
54...	36	13	13	13	12	26000	6.7		
55...	56	18	18	18	18	22000	6.2		
56...	56	21	21	21	20	23000	6.0		
57...	51	16	16	16	13	25000	6.1		
58...	61	16	16	16	16	26000	6.3		
59...	62	14	13	13	13	27000	7.2	1		
60...	37	12	12	12	7	27000	7.1	1		
61...	44	12	12	12	12	21000	6.0		
62...	8	1		
63...	24	9	9	9	8	19500	5.5		
64...	42	14	14	14	14	19500	5.6		
65...	105	26	26	26	24	21000	5.8	2	1		
66...	93	24	24	24	23	22000	5.9		
67...	72	20	20	20	20	23000	5.8		
68...	64	20	20	20	20	22000	5.9		
69...	26	8	8	8	8	25000	6.6		
70...	70	20	20	20	20	26000	6.6		
71...	51	16	16	16	16	28000	6.9		
72...	51	17	17	17	16	26000	6.7		
73...	59	25	25	25	10	27000	7.1	15	121	4.0	...		
74...	20	8	8	8	8	36000	8.0		
75...	37	11	11	11	10	38000	8.5	1		
77...	14	4		
78...	18	4		
79...	3	1		
80...	11	5	5	5	4		
81...	22	8	8	8	8	42000	7.8		
82...	53	18	18	18	17	39000	7.7		
83...	39	13	13	13	12	42000	7.4		
84...	14	3		
85...	29	9	9	9	8	42000	7.9		
86...	19	5	5	5	5	42000	9.4		
87...	4		
88...	22	5	5	5	5	42000	9.8	1	...		
89...	25	9	9	9	9	42000	9.6		
90...	4	2		
92...	121	37	37	37	34	26000	7.0	3		
93...	106	31	31	31	30	23000	6.1	1	1		
94...	155	56	56	56	40	22000	6.2	16	114	4.1	...		
95...	124	33	33	33	31	23000	5.9	2	1		
96...	89	29	29	29	13	27000	5.6	13	129	4.5	2		
97...	93	31	31	31	17	21000	5.7	13	136	4.5	...		
98...	70	23	21	21	...	2	2	17	16500	5.5	6	143	5.3	...		
99...	89	40	40	40	15	...	4.2	22	122	4.3	...		
100...	43	23	23	23	8	19000	5.6	8	129	4.4	...		
101...	57	22	22	22	8	...	4.3	13	121	4.4	...		
102...	72	34	34	34	11	...	4.5	17	128	4.2	...		
103...	18	5	5	5	5	24000	5.8		
104...	22	7	7	7	6	23000	5.7		
106...	18	5	5	5	4	1		
107...	11	4		
108...	12	3		
109...	9	3		
110...	6	4		
111...	10	3		
112...	24	7	7	6	...	1		
113...	25	11	11	11	7	42000	10.4		
114...	25	6	6	6	11	40000	10.3		
115...	32	8	8	8	6	42000	9.7		
116...	26	9	9	9	8	40000	9.1		
117...	32	12	12	12	9	39000	7.8		
118...	32	8	8	8	12	40000	7.6		
119...	30	9	9	9	8	39000	7.8	1		
120...	51	13	13	13	9	42000	7.4		
121...	70	22	22	22	12	42000	7.9		
122...	44	13	13	13	21	39000	7.5		
123...	54	17	17	17	13	37000	6.5		
124...	86	25	25	25	15	41000	6.6		
										25	37000	6.7		

Table 2.—CHARACTERISTICS OF HOUSING UNITS, BY BLOCKS: 1960—Con.

["Total population" contains no persons in group quarters unless preceded by asterisk: one asterisk (*) denotes less than 10 percent; two asterisks (**), 10 percent or more]

Blocks within census tracts	Total population	All housing units by condition and plumbing								Occupied housing units						1.01 or more persons per room	
		Total	Sound			Deteriorating			Dilapidated	Owner occupied			Renter occupied				
			Total	With all plumbing facilities	Lacking some or all facilities	Total	With all plumbing facilities	Lacking some or all facilities With flush toilet No flush toilet		Total	Average value (dollars)	Average number of rooms	Total	Average contract (dollars)	Average number of rooms		Occupied by non-white
125...	16	6	6	6	6	38000	8.2
126...	48	13	13	13	13	41000	7.7
127...	49	13	13	13	12	42000	8.8
128...	20	9	9	9	9	40000	9.2
129...	22	8	8	8	8	42000	10.6
130...	165	52	52	52	48	35000	7.7	3	1
131...	51	21	21	21	11	24000	7.0	10	127	4.0
132...	103	47	47	47	15	37000	5.0	31	122	4.5
133...	37	18	18	18	3	13	125	4.5
134...	13	6	6	6	2	1
135...	24	5	5	5	5	18000	5.8	1
136...	72	27	27	27	13	14000	4.8	14	124	4.5	...	1
138...	27	15	15	15	13	103	4.2
139...	71	47	47	47	6	...	4.7	34	134	4.1	...	1
140...	40	12	12	12	12	21000	5.8
141...	86	25	23	23	...	2	2	20	15000	5.8	4	4
142...	106	25	24	24	...	1	1	24	17000	5.7	1	1
143...	80	25	25	25	24	20000	6.0
144...	61	21	21	21	19	24000	5.8	1	1
145...	35	12	12	12	12	28000	7.0
146...	17	9	9	9	9	40000	6.3
147...	27	9	9	9	9	37000	6.1
148...	50	20	20	20	20	25000	5.9
149...	16	5	5	5	5	21000	7.0
150...	37	11	11	11	11	20000	6.1
151...	28	7	7	7	7	42000	9.3
152...	17	5	4	4	...	1	1	5	42000	8.2
153...	38	10	10	10	10	40000	8.7
154...	28	8	8	8	8	42000	9.0
155...	31	8	8	8	7	39000	7.3	1
156...	90	31	31	31	28	26000	5.6	2
157...	36	9	9	9	8	42000	7.5	1
158...	46	11	11	11	10	39000	8.3	1
159...	42	13	13	13	12	42000	7.5
161...	35	11	11	11	11	42000	8.9
162...	8	2
163...	17	3
164...	3	2
165...	...	1
166...	23	7	7	7	6	25000	5.8	1
167...	39	11	11	11	9	28000	5.9	2	1
168...	61	16	16	16	16	23000	5.9	2
G-2.....	8013	2730	2703	2702	1	27	27	2187	27000	6.9	354	110	4.3	3	32
6...	9	2
10...	9	3
11...	6	3
12...	4	1
15...	10	4
16...	19	5	5	5	5	35000	8.2
17...	25	8	8	8	8	33000	7.4
19...	75	21	21	21	21	18500	5.6	1
20...	94	25	25	25	24	19500	5.4	3
21...	62	20	20	20	20	17500	5.6
22...	33	10	10	10	10	37000	8.4
23...	41	13	13	13	13	42000	8.8
24...	33	10	10	10	9	42000	10.4
25...	53	19	19	19	19	39000	9.6
26...	110	33	33	33	32	42000	9.8	1
27...	90	28	28	28	25	41000	9.5	2
28...	128	35	35	35	28	41000	9.0	7	...	6.1
29...	42	13	13	13	13	28000	6.4
30...	43	16	16	16	16	25000	5.6
31...	70	24	24	24	23	21000	5.8	1	1	...
32...	78	26	26	26	23	21000	6.3	1
33...	59	20	20	20	20	22000	5.9
34...	71	26	26	26	25	19500	5.4
35...	60	23	22	22	...	1	1	20	21000	5.7	2
36...	217	65	65	65	65	24000	7.1
37...	179	58	58	58	55	23000	6.3	2	1
38...	188	61	61	61	58	21000	6.1	2
40...	82	22	22	22	19	18500	5.4	3	2
42...	74	23	23	23	23	16500	5.1	2
43...	26	9	9	9	9	17500	5.0
44...	42	13	13	13	12	25000	6.3	1
45...	36	16	15	15	...	1	1	14	18500	6.0	1
46...	81	24	24	24	24	16000	5.8
47...	110	45	45	45	43	16000	5.1	3	1
48...	61	20	20	20	47	19000	6.4	1
49...	43	15	15	15	15	23000	5.7	2
50...	68	21	21	21	18	27000	6.8	2
51...	33	14	14	14	14	19500	5.1
54...	56	20	20	20	19	19000	5.6
55...	79	30	30	30	27	22000	6.1	2	1
56...	144	50	50	50	46	23000	6.8	3
57...	147	37	37	37	34	26000	7.7	3

Table 2.—CHARACTERISTICS OF HOUSING UNITS, BY BLOCKS: 1960—Con.

["Total population" contains no persons in group quarters unless preceded by asterisk (*); one asterisk (*) denotes less than 10 percent; two asterisks (**), 10 percent or more]

Blocks within census tracts	Total population	All housing units by condition and plumbing									Occupied housing units						
		Total	Sound			Deteriorating			Dilapidated	Owner occupied			Renter occupied			Occupied by non-white	1.01 or more persons per room
			Total	With all plumbing facilities	Lacking some or all facilities	Total	With all plumbing facilities	Lacking some or all facilities		Total	Average value (dollars)	Average number of rooms	Total	Average contract rent (dollars)	Average number of rooms		
28...	251	116	109	107	2	7	7	36	18000	7.5	72	85	3.7	...	1
29...	65	26	25	25	...	1	1	22	18500	6.5	3
30...	**67	2
32...	29	8	8	8	8	19500	6.9
33...	36	11	11	11	10	17000	7.0
34...	107	37	37	37	18	16500	7.2	17	83	4.5	...	3
35...	182	102	98	96	2	3	3	...	1	26	14000	7.3	74	98	3.8
36...	89	40	36	31	5	4	4	14	16000	7.4	24	81	3.7
37...	160	94	82	82	...	12	10	2	...	10	19000	7.0	82	94	3.5
38...	156	64	63	63	...	1	1	26	13000	6.7	31	75	3.9	...	1
39...	45	15	15	15	14	16000	7.1	1
40...	34	17	14	14	...	3	3	8	21000	8.0	8	73	3.4
41...	167	67	67	64	3	23	10500	6.5	42	70	3.9	...	1
42...	70	24	24	22	2	12	...	6.1	12	66	4.3	1	...
43...	102	34	34	34	16	14000	6.3	17	82	4.5	...	2
44...	91	37	37	31	6	20	13500	6.7	16	59	3.6
45...	95	33	32	29	3	1	1	15	11000	6.0	17	71	3.9
46...	19	7	7	7	4	3
47...	198	80	70	66	4	10	10	25	10500	6.0	48	64	4.4	...	5
48...	52	23	18	14	4	5	3	2	...	7	...	5.7	15	49	3.7	...	1
49...	168	52	48	48	...	4	3	1	...	41	14000	6.0	6	69	5.3	...	3
50...	34	15	10	10	...	3	3	...	2	9	8000	6.1	5	...	4.4	2	...
G-4.....	*3876	1223	740	685	55	409	373	36	74	543	8000	6.2	602	64	4.1	586	160
3...	42	10	1	1	...	9	9	3	7	57	4.3	1	3
4...	*286	78	22	22	...	53	52	1	3	56	7500	6.6	18	50	4.2	45	7
6...	**159	42	35	32	3	5	5	...	2	21	5500	6.3	18	56	4.3	39	6
8...	123	34	9	9	...	24	24	...	1	22	7500	5.7	9	46	4.2	27	6
10...	*294	73	38	37	1	23	22	1	12	36	8000	6.0	35	66	4.0	53	16
11...	123	43	10	10	...	30	29	1	3	16	7500	6.0	25	49	4.1	33	4
14...	124	31	28	24	4	3	3	23	6000	6.0	7	47	5.0	23	5
15...	38	5	5	5	...	1	1	4	2	5	5
16...	11	5	5	5	5	6000	6.2	2	...
17...	83	26	17	16	1	9	7	2	...	16	8500	6.0	8	57	4.8	15	3
18...	36	14	10	10	...	4	4	7	8500	5.6	6	50	4.2	11	...
21...	218	77	72	65	7	5	5	29	10000	6.7	41	62	4.3	31	6
22...	39	16	12	12	...	4	4	10	7500	5.6	6	54	5.3	16	...
23...	251	76	45	40	5	31	27	4	...	33	7000	6.8	37	58	4.5	52	13
25...	113	41	30	29	1	11	10	1	...	10	9500	6.8	27	67	4.9	9	3
26...	*107	51	40	23	17	10	10	...	1	13	10000	6.1	35	54	2.9	9	3
27...	127	63	43	40	3	10	10	...	10	11	10000	6.5	48	59	4.0	1	3
28...	102	37	21	20	1	11	8	3	5	15	9000	6.0	20	62	4.6	4	2
29...	107	29	11	10	1	9	9	...	9	16	6500	5.8	9	61	4.2	12	8
30...	70	20	5	5	...	10	8	2	5	8	...	4.8	10	57	3.4	14	6
31...	49	14	13	13	...	1	1	9	7000	5.7	3	...	9	2	
32...	31	7	3	3	...	4	4	6	5000	6.3	1	...	4	1	
33...	96	27	21	19	2	6	4	2	...	12	6000	6.6	12	51	4.3	21	5
35...	123	47	16	15	1	31	26	5	...	11	6500	6.2	30	112	3.9	7	6
36...	161	44	23	23	...	21	19	2	...	13	10000	6.0	30	61	4.1	12	10
37...	29	13	4	4	...	9	7	2	...	4	8	44	4.3	7	...
38...	39	12	1	1	...	9	9	...	2	6	5000	6.2	6	59	4.5	9	2
39...	26	11	2	2	...	9	5	4	...	4	7	29	3.0	6	...
40...	194	76	69	69	...	6	6	...	1	28	11000	6.1	46	85	3.8	18	6
42...	20	8	5	3	2	3	3	7	15500	6.7	1	3	...
43...	28	7	7	5	2	5	...	4.4	2	1
44...	*395	110	65	64	1	29	27	2	16	45	8000	6.0	59	73	3.6	65	23
45...	3	2
46...	152	50	44	43	1	6	2	4	30	8500	6.2	17	63	3.8	4	1	
47...	60	17	7	5	2	7	7	...	3	5	...	6.6	10	75	4.4	14	2
48...	17	6	1	1	...	4	4	...	1	3	2	4	2
G-5.....	*7324	2397	2236	2176	60	149	145	4	12	1684	12000	6.2	606	69	4.5	148	90
6...	27	11	11	11	11	23000	6.8
8...	62	20	19	19	...	1	1	18	16500	7.1	1	1	...
9...	52	17	17	17	16	20000	7.7	1
12...	39	14	14	14	11	19000	6.6	2
13...	52	19	19	19	17	16000	6.5	2
14...	55	18	18	18	15	17000	5.8	2
15...	75	30	28	28	...	2	2	22	14500	6.1	8	73	3.6	...	2
16...	83	27	27	27	26	16000	6.4
17...	84	27	26	26	...	1	1	26	15500	7.0
18...	73	27	26	26	...	1	1	26	14500	6.5
19...	38	15	15	15	14	15000	5.0	1
20...	9	9	9	9	9	15000	5.1
21...	25	10	10	10	10	14000	5.8
22...	52	15	15	15	12	14500	5.8	2	2
23...	30	12	11	11	1	10	10500	5.7	2
24...	50	16	16	16	13	12500	5.7	3
25...	48	15	15	15	10	12500	5.6	5	88	5.2
26...	23	8	8	8	10	13500	5.7	2
27...	14	9	9	9	6	15000	6.3
28...	18	9	9	9	8	14000	5.9	1
29...	26	11	11	11	9	10500	5.6	1
30...	45	16	16	16	12	13500	7.1	4
31...	67	18	18	18	13	12500	6.2	4	1
32...	34	10	10	10	10	12500	7.1

City Block Characteristics

Table 2.—CHARACTERISTICS OF HOUSING UNITS, BY BLOCKS: 1960—Con.

["Total population" contains no persons in group quarters unless preceded by asterisk; one asterisk (*) denotes less than 10 percent; two asterisks (**), 10 percent or more]

Blocks within census tracts	Total population	All housing units by condition and plumbing										Occupied housing units								
		Sound					Deteriorating					Owner occupied			Renter occupied			Occu- pied by non- white	1.01 or more per- sons per room	
		Total	With all plumb- ing faci- lities	Lack- ing some or all faci- lities	Total	With all plumb- ing faci- lities	Lacking some or all faci- lities	Dilap- idated	Total	Average value (dollars)	Average num- ber of rooms	Total	Average con- tract rent (dollars)	Average num- ber of rooms						
															With flush toilet	No flush toilet				
33...	49	12	12	12	11	12500	5.4	1	3
34...	11	5	5	5	5	9500	5.2	1	...
35...	48	16	16	14	2	14	10000	6.6	2	1
36...	53	15	15	15	15	10000	7.9
37...	51	17	14	14	...	2	2	1	13	12000	7.3	4
38...	32	15	13	12	1	2	2	11	13000	7.2	3
39...	38	13	8	8	...	4	4	1	11	13000	6.8	2
40...	37	15	15	15	9	12500	6.4	6	47	3.8
41...	37	12	12	12	6	...	6.5	6	72	4.5	1
42...	30	10	10	10	10	13500	6.7
43...	41	15	15	15	12	13000	6.0	3
44...	60	18	16	16	...	2	2	18	12000	6.8
45...	56	23	21	18	3	2	2	15	13000	6.7	8	74	3.4
46...	59	16	10	8	2	5	5	1	12	11500	7.5	4	1	...
47...	38	12	10	10	...	2	2	11	12000	6.9	1
48...	46	14	14	14	12	11000	6.7	2
49...	62	16	15	15	...	1	1	12	11000	6.3	3
50...	56	19	17	15	2	2	2	12	11000	4.8	7	68	3.4	2	...
51...	60	17	17	15	2	13	11000	6.6	3	1
52...	50	15	15	13	2	14	10000	6.0
53...	46	13	13	13	11	10500	5.8	2
54...	44	13	11	11	...	1	1	1	11	8500	5.5	1	2	1	...
55...	43	10	9	9	...	1	1	9	9500	5.2	1	3
56...	32	8	8	8	8	8000	4.9	1	...
57...	110	34	34	34	28	10000	5.7	5	61	4.4	2	1
58...	140	43	43	43	38	11000	5.9	4	1	...
59...	161	53	53	53	44	11500	6.4	8	67	4.1	1	...
60...	172	64	50	49	1	13	10	3	...	1	40	12500	6.6	22	74	4.1	1	...
61...	332	132	121	116	5	11	11	58	12000	6.1	67	70	4.2	1	2	2	...
62...	264	93	93	91	2	61	11500	6.5	30	77	4.0	2	...
63...	109	42	42	42	24	11500	6.0	16	76	4.4	1	...
64...	83	27	27	27	16	12500	6.1	11	69	4.9
65...	47	15	15	15	6	11500	6.5	9	72	5.0
66...	117	42	42	42	18	11000	6.2	22	75	4.2
67...	92	31	30	26	4	1	1	21	11000	5.3	10	66	3.7	1	...
68...	87	29	29	29	17	12500	6.0	12	67	4.2	1	...
69...	64	25	24	22	2	1	1	19	9500	5.7	4	6	1	1	...
70...	68	25	24	22	2	1	1	17	8500	5.5	6	60	4.2	9
71...	79	19	19	18	1	11	9500	6.1	7	74	5.0	2	2	2	...
72...	61	19	16	14	2	2	1	15	8000	5.6	2	6	1	1	...
73...	50	16	13	13	...	3	3	13	9500	5.8	1
74...	157	42	29	29	...	13	13	32	8500	5.9	6	62	6.3	19	6	4	...
75...	55	12	8	8	...	4	4	8	9500	5.9	3
76...	150	47	39	39	...	7	7	1	41	8500	6.2	4	12	2	2	...
77...	7	2
78...	4	1
79...	*139	32	22	22	...	10	10	21	9500	6.0	10	69	6.2	9	4	4	...
80...	110	35	35	31	4	22	10000	6.3	11	58	5.6	14	3	3	...
81...	107	29	27	27	...	2	2	25	11000	6.5	4	10	3	3	...
82...	80	39	37	32	5	2	2	21	13000	6.0	13	66	4.0	2	1	1	...
83...	47	18	17	17	...	1	1	11	12500	7.0	6	74	4.7
84...	72	19	18	18	...	1	1	15	10500	6.9	4	2
85...	55	21	20	18	2	1	1	11	10500	6.9	7	66	6.0	1	1	1	...
86...	138	37	34	33	1	3	3	18	10500	6.5	18	74	5.5	4	3	3	...
87...	130	34	30	30	...	4	4	24	8500	6.0	9	56	4.7	5	5	5	...
88...	136	42	38	35	3	4	4	27	9000	5.7	15	54	5.0	16	4	4	...
89...	117	32	26	26	...	5	5	1	26	8000	5.5	6	61	5.7	1	2	2	...
90...	25	13	13	13	6	...	5.5	5	...	3.2
91...	3	1
92...	3	1
93...	111	47	46	46	...	1	1	18	11000	5.4	24	67	3.7	3	...
94...	63	25	25	25	13	11500	5.8	11	61	4.7
95...	72	28	28	28	18	10500	6.1	8	63	4.9	1	...
96...	119	51	45	40	5	6	5	1	19	9500	5.5	25	56	4.2	1	...
97...	109	42	39	38	1	3	3	20	11000	6.0	16	74	3.6	5	...
98...	*100	34	32	29	3	2	2	18	8500	6.3	13	70	4.0
99...	119	47	47	45	2	16	8000	5.8	30	79	3.3	8	2	2	...
100...	45	11	11	11	10	27000	6.0	1
101...	48	14	12	12	...	2	2	13	16000	5.6	1	1
102...	63	17	12	12	...	4	4	12	15000	5.5	3	1	...
103...	**121	2
104...	16	4
106...	16	6	1	1	...	4	4	1	4	1	1
107...	11	4
108...	*394	123	121	121	...	2	2	116	15000	5.9	2	1	2	...
110...	68	24	24	23	1	18	21000	7.1	4	1	...
111...	63	20	18	18	...	2	2	14	7500	5.9	5	60	4.8	3	1	1	...
112...	41	11	10	10	...	1	1	5	...	5.4	6	61	5.3	1	...
G-6.....	*6145	1967	1903	1876	27	62	55	7	...	2	1657	12500	5.7	262	73	4.5	16	83
2...	23	10	10	10	10	19500	5.4
5...	62	18	18	18	17	18000	5.7	1	2
6...	66	18	18	18	18	15000	5.6
7...	260	81	81	81	74	12500	5.4	7	103	5.0	3	...
8...	239	85	80	78	2	5	3	2	73	10500	5.2	8	60	4.4	4	...
9...	303	92	92	89	3												

Table 2.—CHARACTERISTICS OF HOUSING UNITS, BY BLOCKS: 1960—Con.

["Total population" contains no persons in group quarters unless preceded by asterisk: one asterisk (*) denotes less than 10 percent; two asterisks (**), 10 percent or more]

Blocks within census tracts	Total population	All housing units by condition and plumbing									Occupied housing units								
		Sound					Deteriorating				Dilapidated	Owner occupied			Renter occupied			Occupied by non-white	1.01 or more persons per room
		Total	Total	With all plumbing facilities	Lacking some or all facilities	Total	With all plumbing facilities	Lacking some or all facilities		Total		Average value (dollars)	Average number of rooms	Total	Average contract rent (dollars)	Average number of rooms			
								With flush toilet	No flush toilet										
12...	394	124	104	104	...	20	20	102	11500	5.7	19	75	5.1	4	2	
13...	104	40	39	39	...	1	1	33	12500	5.1	5	89	5.0	
14...	422	138	136	136	...	2	2	113	12500	5.4	20	66	4.4	...	8	
15...	173	40	40	40	40	15000	5.3	7	
16...	103	27	27	27	25	15500	5.2	1	1	4	
17...	84	25	24	24	1	22	15000	5.3	1	1	
18...	113	35	35	35	29	13500	5.6	6	89	5.0	
19...	40	16	16	16	14	12500	5.1	2	
20...	105	33	33	33	29	13000	5.4	4	1	1	
21...	144	44	44	44	43	12500	5.8	1	4	
22...	198	63	57	57	...	5	5	1	55	12000	5.6	6	82	3.7	...	2	
23...	59	18	18	18	18	15500	5.9	
24...	55	18	18	18	18	16000	5.4	
25...	48	16	16	16	13	16500	5.7	3	
26...	61	18	18	18	15	18500	6.0	3	
27...	55	19	19	19	18	15500	6.1	2	
28...	54	19	19	19	19	14000	5.9	
29...	84	29	29	29	29	13000	5.8	1	
30...	71	21	21	21	21	16000	6.0	1	
31...	65	20	20	20	19	16500	6.1	1	
32...	85	28	28	28	24	15000	6.1	2	
33...	132	41	41	41	40	14000	6.1	1	1	
34...	130	37	37	37	35	13500	5.9	2	2	
35...	217	71	67	67	...	4	1	3	56	10000	5.8	14	48	3.9	3	4	
36...	237	75	71	69	2	4	4	55	10500	5.7	20	70	4.1	1	4	
37...	207	71	67	65	2	4	4	58	10500	5.8	7	78	4.1	...	1	
38...	180	63	63	63	45	10500	6.1	17	70	4.0	2	2	
39...	144	48	48	48	40	11000	5.9	8	57	4.3	...	4	
40...	59	17	14	14	...	3	1	2	14	11500	5.9	3	2	
41...	71	24	24	24	18	13500	5.3	6	74	4.2	...	1	
42...	2	1	
43...	*67	11	11	11	10	14000	5.9	1	
44...	23	11	11	11	6	13000	6.0	4	
45...	54	21	21	20	1	13	13500	5.5	7	72	5.4	
46...	66	21	21	21	14	16000	6.0	7	87	5.6	
47...	45	18	17	17	...	1	1	16	12500	5.4	1	
48...	65	30	30	29	1	20	15000	5.8	8	67	3.9	
49...	100	33	33	33	22	16500	6.0	11	76	4.6	...	1	
50...	115	42	42	36	6	27	15000	6.4	13	68	4.5	...	1	
51...	93	28	27	27	...	1	1	24	19500	6.1	2	2	

U.S. CENSUS OF HOUSING: 1960

Series HC(3)-306

CITY BLOCKS

Canton, Ohio


Prepared under the supervision of
WAYNE F. DAUGHERTY, Chief
Housing Division



U.S. DEPARTMENT OF COMMERCE
Luther H. Hodges, Secretary

BUREAU OF THE CENSUS

Richard M. Scammon, Director (From May 1, 1961)
Robert W. Burgess, Director (To March 3, 1961)





BUREAU OF THE CENSUS

RICHARD M. SCAMMON, *Director* (From May 1, 1961)

ROBERT W. BURGESS, *Director* (To March 3, 1961)

A. ROSS ECKLER, *Deputy Director*
HOWARD C. GRIEVES, *Assistant Director*
CONRAD TAUBER, *Assistant Director*
MORRIS H. HANSEN, *Assistant Director for Statistical Standards*
CHARLES B. LAWRENCE, JR., *Assistant Director for Operations*
WALTER L. KEHRES, *Assistant Director for Administration*
CALVERT L. DEDRICK, *Chief, International Statistical Programs Office*
A. W. VON STRUVE, *Acting Public Information Officer*

Housing Division—

WAYNE F. DAUGHERTY, *Chief*
DANIEL B. RATHBUN, *Assistant Chief*
BEULAH WASHBAUGH, *Special Assistant*
MILTON D. LIBBERMAN, *Chief, Coordination and Research*

Decennial Operations Division—GLEN S. TAYLOR, *Chief*
Electronic Systems Division—ROBERT F. DRURY, *Chief*
Field Division—JEFFERSON D. McPIKE, *Chief*
Geography Division—WILLIAM T. FAY, *Chief*
Population Division—HOWARD G. BRUNSMAN, *Chief*
Statistical Methods Division—JOSEPH STEINBERG, *Chief*

Library of Congress Card Number: A61-9347

SUGGESTED CITATION

U.S. Bureau of the Census. *U.S. Census of Housing: 1960. Vol. III, City Blocks.*
Series HC(3), No. 306.
U.S. Government Printing Office, Washington, D.C., 1961.

For sale by the Superintendent of Documents, U.S. Government Printing Office, Washington 25, D.C.
or any of the Field Offices of the Department of Commerce—Price 35 cents.

Table 1.—CHARACTERISTICS OF HOUSING UNITS, FOR THE CITY: 1960

Subject	Number	Percent	Subject	Number	Percent
All housing units.....	37,188	100.0	Occupied housing units—Con.		
CONDITION AND PLUMBING			COLOR		
Sound.....	29,475	79.3	White.....	32,827	92.3
With all plumbing facilities.....	28,131	75.6	Nonwhite.....	2,729	7.7
Lacking some or all facilities.....	1,344	3.6	PERSONS PER ROOM		
Deteriorating.....	6,296	16.9	1.00 or less.....	32,493	91.4
With all plumbing facilities.....	5,346	14.4	1.01 or more.....	3,063	8.6
Lacking some or all facilities.....	950	2.6	AVERAGE NUMBER OF ROOMS		
With flush toilet.....	935	2.5	Owner occupied.....	5.8	...
No flush toilet.....	15	...	Renter occupied.....	4.1	...
Dilapidated.....	1,417	3.8	VALUE AND RENT		
Occupied housing units.....	35,556	100.0	Average value.....dollars..	11,300	...
TENURE			Average contract rent.....dollars..	57	...
Owner occupied.....	22,224	62.5			
Renter occupied.....	13,332	37.5			

/ NOTE.—On the map for Canton approximately 2,690 blocks are identified.

Table 2.—CHARACTERISTICS OF HOUSING UNITS, BY BLOCKS: 1960

["Total population" contains no persons in group quarters unless preceded by asterisk: one asterisk (*) denotes less than 10 percent; two asterisks (**), 10 percent or more]

Blocks within census tracts	Total population	All housing units by condition and plumbing								Occupied housing units								
		Total	Sound			Deteriorating			Dilapidated	Owner occupied			Renter occupied			Occupied by non-white	1.01 or more persons per room	
			Total	With all plumbing facilities	Lacking some or all facilities	Total	With all plumbing facilities	Lacking some or all facilities		Total	Average value (dollars)	Average number of rooms	Total	Average contract rent (dollars)	Average number of rooms			
CA-1....	**2026	1062	739	497	242	267	203	64	...	56	159	8000	5.0	838	50	3.0	39	46
1....	37	12	7	7	...	5	5	5	...	5.2	6	49	3.7	4	2
3....	22	4
4....	10	5	3	2	3	...
5....	6	3
6....	**22	6	...	6	2	4
7....	23	10	10	10	3	6	55	5.7	2	...
8....	13	6	3	3	...	3	3	1	5	59	4.2
9....	18	7	7	7	7	57	3.6	...	2
10....	17	5	5	5	1	4
11....	29	10	10	10	1	9	56	3.6
12....	68	29	23	11	12	6	5	1	7	...	5.3	22	47	3.0	...	3
13....	28	18	7	7	...	11	4	7	3	11	48	2.8
14....	**104	19	19	17	2	4	15	114	2.8	...	3
15....	33	13	7	7	...	6	6	11	64	4.5	...	1
16....	**184	35	35	35	1	34	58	3.4	...	1
17....	**69	35	29	29	...	6	5	1	2	33	48	3.1
18....	46	27	14	8	6	12	6	6	1	23	54	2.5	...	3
19....	28	11	9	9	...	2	1	1	3	8	51	4.5	...	1
20....	72	33	27	26	1	6	6	7	...	5.4	24	62	4.4	1	1
21....	18	12	12	12	10	69	4.7
22....	10	12	12	5	7	10	35	2.1
23....	18	13	13	12	1	10	60	4.7
24....	16	10	10	10	10	41	3.4
27....	51	22	20	11	9	2	2	2	2	17	41	4.4	1	2
28....	59	17	15	10	5	2	2	2	14	45	3.7	...	3
31....	20	15	14	4	10	1	...	1	3	12	26	2.4
32....	28	13	11	8	3	2	2	1	11	43	3.7	...	1
33....	2	1
35....	6	4
38....	**40	22	21	10	11	1	3	18	42	2.8
39....	42	25	25	22	3	24	46	3.6	1	1
40....	28	25	25	10	15	1	22	50	2.1
41....	47	43	43	21	22	42	44	1.7	...	1
44....	2
45....	16	6	6	6	2	4
46....	15	6	4	2	2	2	2	6	55	4.5
47....	3	2
51....	3	2
54....	17	8	8	8	8	106	3.8
55....	8	7	7	7	7	42	1.9
56....	12	6	6	2	4	5	...	3.8
59....	13	12	12	12	12	49	1.6	...	1
60....	1
63....	25	11	11	9	2	11	45	4.1	...	1
64....	5	2
67....	13	8	8	8	8	45	4.0
68....	40	36	36	6	2	28	6	22	32	23	1.6	...	3
70....	53	49	49	12	37	49	43	1.0	...	3
74....	47	44	43	40	3	...	1	1	41	38	2.8
75....	8	6	6	4	2	6	51	1.5
78....	21	16	16	15	1	14	42	3.1	...	1

City Block Characteristics

Table 2.—CHARACTERISTICS OF HOUSING UNITS, BY BLOCKS: 1960—Con.

["Total population" contains no persons in group quarters unless preceded by asterisk; one asterisk (*) denotes less than 10 percent; two asterisks (**), 10 percent or more]

Blocks within census tracts	Total population	All housing units by condition and plumbing									Occupied housing units							
		Total	Sound			Deteriorating			Dilapidated	Owner occupied			Renter occupied			Occupied by non-white	1.01 or more persons per room	
			Total	With all plumbing facilities	Lacking some or all facilities	Total	With all plumbing facilities	Lacking some or all facilities		Total	Average value (dollars)	Average number of rooms	Total	Average contract rent (dollars)	Average number of rooms			
80...	88	78	77	14	63	1	1	63	3500	3.0	15	48	3.9	
81...	6	2	
82...	5	4	
83...	21	12	1	...	1	11	7	4	...	1	10	38	2.9	11	...	
85...	9	7	7	7	20	2.9	1	...	
86...	26	12	9	7	2	3	2	1	...	2	10	44	4.9	8	...	
87...	22	16	16	6	10	2	14	30	1.8	
89...	12	12	12	11	17	1.5	...	1	
90...	33	21	2	2	...	18	18	1	18	43	3.6	
91...	17	10	10	10	10	51	3.1	
92...	35	23	1	1	...	5	2	3	...	17	15	39	2.8	...	3	
93...	61	24	6	6	...	8	6	2	...	10	6	13000	6.7	18	4.0	...	2	
94...	3	1	
95...	17	12	9	9	...	2	2	2	...	1	11	45	2.6	...	1	
96...	39	32	30	23	7	...	2	25	49	2.1	...	2	
97...	2	1	
98...	10	5	3	2	1	2	2	2	3	...	1	...	1	
103...	4	2	
108...	32	10	7	7	...	1	1	2	7	59	5.1	...	1	
109...	30	17	10	7	3	4	4	3	6	...	6.3	9	5.1	
110...	38	15	3	3	...	7	7	5	6	8000	6.3	8	5.9	
CA-2...	5420	1457	1231	1204	27	203	193	7	3	23	1253	11000	5.3	167	57	4.5	10	172
1...	8	1
2...	8	3
5...	208	55	42	42	...	13	12	1	...	55	14000	4.9	8	
7...	8	2
8...	19	5	5	5	5	10500	4.8	1	
9...	8	1
10...	5	2
11...	40	9	9	9	8	14000	4.8	1	2	
12...	47	13	13	13	11	13500	5.1	1	
13...	75	18	18	18	16	14000	4.9	2	4	
14...	103	24	24	24	23	13500	4.8	1	4	
15...	90	21	20	20	...	1	1	21	12000	4.6	6	
16...	50	19	18	18	...	1	1	15	10000	4.5	3	1	
17...	4	1
18...	65	18	14	14	...	4	4	16	12500	5.1	2	1	
19...	78	24	14	14	...	10	10	24	12000	4.7	2	
20...	48	13	11	11	...	2	2	13	13000	5.2	1	
21...	28	10	4	4	...	6	6	9	12500	5.4	1	
22...	87	28	24	24	...	4	4	27	10500	5.1	1	1	
23...	76	23	22	22	...	1	1	22	12000	4.6	4	
24...	88	26	26	26	25	11500	4.4	1	2	
25...	97	26	26	26	22	11500	4.4	2	3	
26...	34	11	11	11	10	11000	4.3	1	
27...	53	18	17	17	...	1	1	12	11500	4.8	6	55	4.3	
28...	95	30	30	30	26	11500	4.8	4	3	
29...	140	37	34	34	...	3	3	30	11500	5.1	6	63	5.3	...	3	
30...	84	27	25	25	...	2	2	25	12000	5.3	1	3	
31...	101	30	30	30	27	11500	5.1	2	4	
32...	26	8	5	5	...	3	3	8	11500	5.5	1	
33...	35	11	8	8	...	3	3	11	12000	5.6	1	
34...	58	18	11	11	...	6	6	1	...	17	12000	5.4	3	
35...	68	20	16	16	...	4	4	19	12500	4.9	1	2	
36...	34	13	10	10	...	2	2	10	13000	4.5	2	
37...	45	10	5	5	...	5	5	10	11500	5.0	2	
38...	65	20	13	13	...	7	6	1	...	20	12000	5.2	1	
39...	47	15	5	5	...	10	10	13	10000	5.9	2	
40...	47	11	8	7	1	3	3	11	12500	5.4	1	
41...	116	30	30	30	25	12000	5.7	5	...	5.6	...	4	
42...	61	23	22	16	6	1	1	14	9500	5.6	8	44	3.5	
43...	34	12	12	12	11	11000	5.5	1	
44...	12	4	1	
45...	37	12	4	4	...	8	8	11	10000	6.1	1	
46...	110	27	12	12	...	13	12	1	...	27	11000	5.7	4	
47...	274	75	30	30	...	38	37	1	...	62	10000	5.1	13	57	4.7	...	10	
48...	120	33	33	33	30	9500	5.0	3	1	5	
49...	21	5	4	4	1	4	1	1	
50...	152	35	33	32	1	1	1	33	10500	5.7	4	
51...	123	27	26	26	...	1	1	24	10000	5.7	2	5	
52...	2	2
53...	7	2
54...	111	31	31	31	28	10500	5.3	1	2	
56...	121	28	28	28	25	11500	5.7	3	2	
57...	14	4
58...	135	28	28	28	28	11500	5.8	3	
59...	4	2
60...	113	27	27	27	23	12000	5.8	2	3	
61...	16	3
63...	114	28	28	28	26	11500	5.6	1	2	
64...	125	28	28	28	26	12000	5.6	2	3	
65...	164	39	39	39	34	11500	5.7	3	4	
66...	128	31	31	31	27	11000	5.5	3	5	
67...	115	27	26	26	...	1	1	21	9500	5.4	4	5	
68...	164	36	36	35	1	34	10000	5.3	1	8	

Table 2.—CHARACTERISTICS OF HOUSING UNITS, BY BLOCKS: 1960—Con.

["Total population" contains no persons in group quarters unless preceded by asterisk; one asterisk (*) denotes less than 10 percent; two asterisks (**), 10 percent or more]

Blocks within census tracts	Total population	All housing units by condition and plumbing									Occupied housing units							
		Total	Sound			Deteriorating			Dilapidated	Owner occupied			Renter occupied			Occupied by non-white	1.01 or more persons per room	
			Total	With all plumbing facilities	Lacking some or all facilities	Total	With all plumbing facilities	Lacking some or all facilities		Total	Average value (dollars)	Average number of rooms	Total	Average contract rent (dollars)	Average number of rooms			
69...	110	23	23	23	22	9500	5.0	1	6	
70...	58	14	14	14	18	11000	5.0	2	
71...	106	27	27	27	22	11000	5.9	5	73	6.4	...	1	
73...	55	17	8	6	2	9	9	9	8000	5.4	4	3		
74...	187	49	30	28	2	18	16	2	...	33	7000	6.0	14	47	4.1	1	9	
75...	123	35	26	26	...	6	6	...	3	16	9000	5.4	18	52	4.7	3	3	
77...	14	6	6	6	6	8500	5.5		
78...	26	6	5	3	2	1	5	7000	4.8	1	3		
79...	10	2		
81...	9	9	9	9	...	9	9	20	1.0	
82...	37	14	14	14	2	12	46	4.3	
83...	16	7	5	4	1	2	3	3	1	...	
84...	3	1	
85...	6	3	
87...	11	3	
88...	2	1	
89...	82	20	9	9	...	10	10	...	1	14	6000	6.1	6	51	5.2	1	4	
CA-3....	*4727	1391	1321	1255	66	60	50	8	2	10	1073	9000	5.5	270	53	4.3	20	121
4...	17	5	2	1	1	2	1	...	1	1	4	1	
5...	11	4	
6...	42	13	13	13	10	10500	5.4	3	
7...	35	9	7	6	1	2	1	...	1	5	...	4.4	3	3	...	
9...	30	8	8	8	1	7	8500	5.4	1	1	...	
10...	60	17	17	16	1	16	10000	5.1	1	
11...	74	22	21	21	...	1	1	16	9000	5.1	5	67	3.8	...	2	
12...	57	17	16	16	...	1	1	17	9500	5.1	
13...	35	10	10	10	6	...	4.7	4	1	
14...	43	13	13	13	13	10000	5.3	
15...	74	20	19	19	...	1	1	17	10000	5.3	2	5	
16...	24	5	5	5	5	11000	6.0	1	...	
17...	18	5	5	5	2	3	1	...	
18...	...	1	
19...	100	24	24	24	
20...	123	40	33	32	1	6	6	20	12000	5.8	3	2	
21...	31	12	12	12	1	34	9000	4.9	4	5	...	
22...	57	16	16	16	11	11000	4.8	2	
23...	35	12	12	12	15	10000	4.5	1	2	
24...	28	8	8	8	12	10000	5.3	
26...	33	12	12	12	6	10500	6.2	2	1	
27...	59	17	17	17	12	10500	4.9	
28...	37	12	12	12	15	11000	4.5	2	3	
29...	71	22	21	21	...	1	1	10	8500	4.6	1	1	...	
30...	46	16	16	16	21	9500	4.3	1	2	
31...	47	13	11	11	...	2	2	15	9000	4.5	1	
33...	16	6	4	4	...	2	2	11	10500	6.0	2	3	
34...	44	11	9	7	2	2	2	7	9500	5.4	4	3	
35...	52	16	15	15	...	1	...	1	...	13	11000	4.8	3	4	
36...	22	6	5	5	...	1	1	6	11500	4.8	2	
38...	28	9	9	8	1	8	10500	5.8	
39...	20	8	7	7	...	1	1	6	8000	5.0	1	
40...	17	5	5	5	5	8500	5.0	
41...	32	11	9	8	1	2	1	1	...	8	7000	4.4	2	1	...	
42...	31	7	6	6	1	6	7500	6.3	1	2	...	
43...	30	9	8	7	1	1	...	1	...	8	9000	6.1	1	
44...	31	6	6	6	6	8500	5.8	1	
45...	7	1	
46...	17	7	7	7	5	8500	5.2	2	
47...	50	14	14	14	11	8500	5.8	3	1	
48...	16	8	8	8	7	8500	5.1	1	
49...	12	5	5	5	5	10000	5.6	
51...	33	11	11	11	11	8500	5.2	
53...	41	12	10	10	...	2	2	12	8500	5.2	2	
55...	55	16	15	15	...	1	1	15	10000	6.1	1	1	
56...	48	20	19	18	1	1	1	16	9000	5.9	2	
57...	235	81	76	56	20	3	3	...	2	39	9500	5.9	35	48	2.5	...	14	
58...	5	1	
59...	**135	2	
60...	99	30	30	30	29	8500	5.6	1	
61...	65	17	17	17	15	8500	5.8	2	
62...	73	19	18	18	...	1	1	17	8000	5.5	2	1	
63...	38	16	16	13	3	14	9000	5.5	2	
64...	22	8	8	8	8	8000	5.4	
65...	29	10	8	8	...	2	2	...	2	9	6500	5.3	1	2	...	
66...	54	17	16	13	3	1	...	1	...	9	7500	5.4	8	43	4.1	
67...	44	12	10	9	1	2	9	7000	4.8	3	1	...	
68...	44	14	14	14	14	8500	5.1	1	
10069...	20	9	9	9	8	8000	4.9	1	
70...	50	13	9	9	...	4	4	10	8500	5.9	2	2	
71...	37	13	13	12	1	12	9500	5.1	1	
72...	86	31	30	30	...	1	1	22	8000	5.8	7	59	4.7	
73...	45	12	12	12	11	8500	5.4	1	1	
74...	63	22	21	21	...	1	1	15	9000	5.8	6	64	4.7	...	3	
75...	123	33	30	30	...	2	2	...	1	29	10000	5.4	4	9	6	
76...	56	18	18	18	15	9500	6.0	3	1	
77...	**110	16	15	15	...	1	1	11	8500	5.6	5	...	5.6	...	2	
78...	135	43	43	39	4	33	7500	5.6	6	63	4.7	3	3	

City Block Characteristics

Table 2.—CHARACTERISTICS OF HOUSING UNITS, BY BLOCKS: 1960—Con.

["Total population" contains no persons in group quarters unless preceded by asterisk: one asterisk (*) denotes less than 10 percent; two asterisks (**), 10 percent or more]

Table with columns for housing unit characteristics: Blocks within census tracts, Total population, All housing units by condition and plumbing (Sound, Deteriorating, Dilapidated), and Occupied housing units (Owner occupied, Renter occupied). Rows list individual blocks and a CA-4 area, providing data on unit counts, values, and room averages.

Table 2.—CHARACTERISTICS OF HOUSING UNITS, BY BLOCKS: 1960—Con.

["Total population" contains no persons in group quarters unless preceded by asterisk; one asterisk (*) denotes less than 10 percent; two asterisks (**), 10 percent or more]

Table with 18 columns: Blocks within census tracts, Total population, All housing units by condition and plumbing (Total, Sound, Deteriorating, Dilapidated), Occupied housing units (Owner occupied, Renter occupied), and 1.01 or more persons per room. Rows list various census tracts and blocks with their respective statistics.

City Block Characteristics

Table 2.—CHARACTERISTICS OF HOUSING UNITS, BY BLOCKS; 1960—Con.

["Total population" contains no persons in group quarters unless preceded by asterisk; one asterisk (*) denotes less than 10 percent; two asterisks (**), 10 percent or more]

Blocks within census tracts	Total population	All housing units by condition and plumbing							Occupied housing units									
		Total	Sound			Deteriorating			Dilapidated	Owner occupied			Renter occupied			1.01 or more persons per room		
			Total	With all plumbing facilities	Lacking some or all facilities	Total	With all plumbing facilities	Lacking some or all facilities		Total	Average value (dollars)	Average number of rooms	Total	Average contract rent (dollars)	Average number of rooms		Occupied by non-white	
With flush toilet	No flush toilet	Total	Average value (dollars)	Average number of rooms	Total	Average contract rent (dollars)	Average number of rooms	Occupied by non-white										
47...	104	30	29	29	...	1	1	25	9500	6.0	4	
48...	129	36	36	36	27	10000	5.6	9	58	4.7	...	3	
49...	105	35	35	34	1	26	10000	5.7	9	60	4.3	...	2	
50...	104	29	29	29	21	11500	5.7	8	59	4.5	...	2	
51...	111	31	31	31	26	11500	6.0	4	
52...	101	33	33	33	30	13000	5.4	3	3	
53...	51	17	17	17	13	12500	4.6	4	1	
54...	46	14	14	14	7	...	5.4	7	72	4.6	...	1	
55...	30	6	5	5	...	1	1	4	2	1	
56...	32	7	7	7	3	4	2	
57...	29	8	8	8	5	...	6.2	2	1	
58...	18	5	5	5	3	2	1	
59...	14	3	1	
60...	83	28	27	26	1	1	1	21	12500	6.4	7	60	5.7	...	1	
61...	29	9	9	9	6	11500	5.3	2	
62...	78	22	16	16	...	6	6	9	10000	5.1	12	61	4.8	...	4	
63...	52	15	15	13	2	12	11500	5.2	3	1	
64...	62	20	20	20	17	12500	5.0	3	2	
65...	66	19	18	18	...	1	1	16	11500	5.4	3	3	
66...	122	34	32	32	...	2	2	21	9500	5.9	13	56	5.1	...	2	
67...	31	7	5	5	...	2	2	7	8500	6.1	1	
68...	1	1	
69...	28	9	9	9	6	...	5.7	3	1	
70...	33	9	9	9	5	...	5.8	4	2	
71...	36	9	7	7	...	2	2	8	6500	4.8	1	1	
72...	102	31	29	27	2	1	1	...	1	20	8000	5.5	10	58	5.3	...	2	
73...	85	27	26	26	1	15	9500	6.1	10	60	4.5	...	1	
74...	127	34	28	28	...	6	6	22	9000	5.5	12	59	5.1	...	3	
75...	39	12	11	11	...	1	1	11	7500	5.9	1	
76...	96	35	33	33	2	12	9500	6.3	20	64	3.9	...	5	
77...	15	5	5	5	4	1	
79...	67	19	15	15	...	4	2	2	...	8	9500	6.3	11	56	4.2	...	4	
80...	13	4	
81...	10	3	
82...	71	18	14	14	...	4	4	6	10000	6.5	12	66	5.3	...	1	
83...	75	17	14	14	...	3	1	2	...	6	...	5.7	11	63	4.7	...	3	
84...	73	18	16	13	3	2	2	5	...	6.2	13	59	4.6	...	3	
85...	2	1	
86...	27	10	10	10	6	10500	5.3	4	
87...	27	12	12	12	4	7	74	3.6	
88...	38	16	16	16	2	14	79	4.6	
89...	23	8	7	7	...	1	1	3	4	
CA-6...	*4296	1540	1436	1412	24	98	85	13	...	6	830	18000	6.9	646	73	4.4	1	61
1...	51	12	12	12	12	38000	9.7	
2...	26	10	10	10	9	38000	10.2	
3...	44	16	16	16	15	30000	7.6	1	
4...	26	8	8	8	8	24000	8.3	
5...	35	13	13	13	12	15000	6.6	1	
6...	36	16	16	16	12	18000	6.3	3	
7...	17	5	5	5	3	2	
8...	27	10	10	10	7	12000	5.9	3	
9...	16	8	8	8	5	...	6.2	2	
10...	29	9	7	7	...	1	1	...	1	5	9500	6.2	4	1	
11...	15	5	4	4	1	5	9500	6.2	
12...	15	5	5	5	4	1	
13...	15	9	8	8	...	1	1	5	...	7.2	4	1	
14...	58	22	21	21	...	1	1	15	11500	6.2	4	1	
15...	42	22	12	12	10	15500	6.8	2	
16...	51	18	17	17	...	1	1	13	11500	6.0	5	78	5.4	
17...	70	21	21	21	19	13500	6.6	1	2	
18...	28	9	9	9	9	14000	6.4	
19...	25	10	10	10	9	23000	7.6	
20...	68	22	22	22	19	28000	8.7	2	
21...	45	14	14	14	13	34000	9.2	1	
22...	29	11	11	11	6	32000	9.5	5	124	4.0	
23...	95	31	31	31	26	27000	8.5	5	114	5.4	
24...	119	36	36	36	31	22000	7.9	5	89	5.8	...	1	
25...	61	20	20	20	12	15500	5.8	8	88	5.5	...	1	
26...	56	19	19	19	15	13000	6.5	4	1	
27...	28	8	6	6	...	2	2	5	...	6.6	3	
28...	7	6	4	4	...	2	2	3	1	
29...	23	9	3	3	...	6	6	3	5	67	4.2	
30...	30	9	8	8	...	1	1	7	14500	7.0	2	
31...	14	3	
32...	32	8	7	7	...	1	1	7	60	5.1	...	1	
33...	18	9	4	5	70	4.0	
34...	**86	31	27	27	...	4	3	1	...	3	25	67	3.9	...	3	
35...	24	7	7	7	4	3	
36...	9	6	6	6	4	2	
37...	29	10	10	10	4	6	66	4.5	
38...	22	5	5	5	4	1	
39...	73	23	23	23	20	12000	6.1	3	1	
40...	70	20	20	20	17	15500	6.4	3	1	
41...	27	9	9	9	8	14500	6.5	1	
42...	17	7	7	7	4	3	

Table 2.—CHARACTERISTICS OF HOUSING UNITS, BY BLOCKS: 1960—Con.

["Total population" contains no persons in group quarters unless preceded by asterisk; one asterisk (*) denotes less than 10 percent; two asterisks (**), 10 percent or more]

Table with 18 columns: Blocks within census tracts, Total population, All housing units by condition and plumbing (Total, Sound, Deteriorating, Dilapidated), Occupied housing units (Owner occupied, Renter occupied), and 1.01 or more persons per room.

City Block Characteristics

Table 2.—CHARACTERISTICS OF HOUSING UNITS, BY BLOCKS: 1960—Con.

["Total population" contains no persons in group quarters unless preceded by asterisk; one asterisk (*) denotes less than 10 percent; two asterisks (**), 10 percent or more]

Blocks within census tracts	Total population	All housing units by condition and plumbing								Occupied housing units								
		Total	Sound			Deteriorating			Dilapidated	Owner occupied			Renter occupied			Occupied by non-white	1.01 or more persons per room	
			Total	With all plumbing facilities	Lacking some or all facilities	Total	With all plumbing facilities	Lacking some or all facilities		Total	Average value (dollars)	Average number of rooms	Total	Average contract (dollars)	Average number of rooms			
56...	78	20	20	20	20	13500	5.1	2	
57...	105	26	26	26	26	13500	5.1	3	
58...	40	11	9	9	2	8	13500	5.1	2	1		
59...	42	11	10	8	2	1	1	10	11500	5.7	1		
60...	104	33	31	31	...	2	2	30	10000	5.9	3	1		
61...	102	30	29	27	2	1	1	22	11000	5.8	6	57	3.8	2		
62...	148	42	40	40	...	2	2	39	11000	5.9	3	2		
63...	98	29	29	29	27	11000	6.0	1		
64...	100	30	28	28	...	2	2	26	10000	6.0	3	1		
65...	116	33	30	30	...	3	3	31	10500	5.8	2	2		
66...	55	17	16	16	...	1	1	16	10500	6.2	1		
69...	77	24	24	24	21	10000	6.0	2		
70...	29	10	10	10	10	9500	6.0		
CA-13...	*3216	1032	925	898	27	100	91	9	...	7	613	10000	6.0	383	61	4.1	2	54
1...	33	16	16	16	6	...	6.3	10	62	3.7	...	1	
2...	22	8	8	8	4	4	
3...	16	5	5	5	2	3	1	
4...	10	4	
5...	20	6	6	6	2	3	
6...	37	15	14	14	...	1	1	1	12	50	4.0	...	2	
7...	25	11	7	7	...	4	2	2	...	3	8	50	2.6	
8...	48	15	15	15	6	...	5.7	9	58	4.9	...	2	
9...	49	20	20	18	2	5	...	4.8	13	63	3.6	...	1	
10...	**76	23	22	22	...	1	1	11	12000	6.1	12	65	4.3	...	1	
11...	**32	10	10	9	1	2	...	5.7	7	82	5.3	
12...	61	37	37	35	2	6	11500	6.0	25	61	3.2	...	1	
13...	110	46	44	42	2	2	2	19	12000	6.0	25	57	4.2	...	4	
14...	56	18	18	18	12	10500	6.3	6	68	4.5	...	1	
15...	62	18	18	18	11	10500	5.9	7	61	6.0	
16...	67	25	25	23	2	15	12500	5.7	10	66	4.2	...	1	
17...	11	4	
19...	82	27	26	24	2	1	1	17	11500	6.5	9	52	3.4	...	2	
20...	60	20	20	20	15	10500	6.5	4	
21...	36	9	9	9	7	9000	6.3	2	
22...	28	12	12	11	1	7	12000	5.6	4	
23...	8	4	
24...	37	11	11	11	9	
25...	67	21	20	20	...	1	1	15	10000	6.6	5	
26...	14	7	6	6	15	7000	5.7	5	54	4.0	...	1	
27...	42	17	16	16	...	1	1	1	4	1	
28...	51	20	19	19	...	1	1	11	7500	6.1	6	43	4.2	...	1	
29...	23	8	2	2	...	5	5	13	9500	5.8	6	...	4.7	...	2	
30...	89	30	10	10	...	19	18	1	...	2	4	8	
31...	75	28	24	24	...	4	4	16	7500	5.1	12	105	3.5	
32...	116	41	32	30	2	8	7	1	...	19	9000	6.2	6	68	4.5	
33...	131	39	31	31	...	8	8	28	9000	5.9	12	65	3.9	
34...	58	22	19	19	...	3	3	31	10000	5.8	7	51	4.0	1	4	
35...	**226	16	10500	6.4	6	69	5.3	1	1	
36...	**126	33	33	33	
37...	103	33	33	33	24	10500	5.5	9	66	3.4	...	3	
38...	97	31	31	31	22	10500	6.1	10	60	3.5	...	2	
39...	83	25	24	20	4	1	1	22	11000	5.9	9	61	4.2	
40...	173	61	61	57	4	17	10000	6.0	8	55	4.4	...	2	
41...	50	17	17	17	42	10000	6.3	18	69	3.6	...	3	
42...	44	20	20	18	2	13	12000	6.0	4	
43...	4	4	11	10500	6.1	9	62	3.3	
44...	28	13	13	13	
45...	68	24	24	24	5	10500	6.4	8	59	4.3	
46...	35	8	8	8	8	...	5.0	16	48	4.5	...	2	
47...	61	17	17	17	7	10500	6.3	1	1	
48...	61	18	17	17	...	1	1	15	10000	6.5	2	
49...	36	12	12	12	16	10000	6.5	2	1	
50...	50	16	9	9	...	6	5	1	...	7	9500	5.6	5	64	4.8	...	1	
51...	50	16	9	9	...	6	5	1	...	13	8000	5.5	3	1	
52...	105	28	19	18	1	7	6	1	...	12	8500	5.7	4	
54...	31	12	7	7	...	5	5	17	9500	6.2	11	51	4.5	...	1	
55...	36	11	9	9	...	2	2	10	8000	5.7	2	
56...	59	18	16	16	...	2	2	9	9500	6.7	1	
57...	38	18	9	9	...	2	2	14	9000	5.9	4	2	
CA-14...	3750	1220	1127	1102	25	89	80	9	...	4	964	10000	5.6	224	62	4.3	1	72
1...	122	37	32	30	2	5	3	2	24	10000	6.0	13	55	4.3	...	3
2...	75	27	22	18	4	5	2	3	20	9500	5.7	6	...	3.7	...	1
3...	47	16	14	14	...	2	2	7	9500	6.7	9	61	3.7	...	3	
4...	20	8	8	8	8	9000	6.3	
5...	20	7	7	7	7	9000	5.9	
6...	54	15	10	10	...	5	5	10	8500	6.2	3	1	
7...	43	16	10	10	...	6	6	9	8500	5.8	5	54	4.0	...	1	
8...	43	13	13	11	2	8	9500	5.9	5	...	3.0	
9...	31	7	7	7	...	3	3	4	6	55	3.5	...	2	
10...	31	12	12	12	8	9000	6.3	4	
11...	40	15	15	15	13	9500	5.8	2	
12...	44	14	14	14	7	11500	5.9	7	63	4.0	
13...	37	12	12	12	8	11000	5.8	4	
14...	47	14	14	14	11	11500	5.9	3	

Table 2.—CHARACTERISTICS OF HOUSING UNITS, BY BLOCKS: 1960—Con.

["Total population" contains no persons in group quarters unless preceded by asterisk; one asterisk (*) denotes less than 10 percent; two asterisks (**), 10 percent or more]

Table with columns: Blocks within census tracts, Total population, All housing units by condition and plumbing (Total, Sound, Deteriorating, Dilapidated), Occupied housing units (Owner occupied: Total, Average value, Average number of rooms; Renter occupied: Total, Average contract rent, Average number of rooms; Occupied by non-white; 1.01 or more persons per room).

Table 2.—CHARACTERISTICS OF HOUSING UNITS, BY BLOCKS: 1960—Con.

["Total population" contains no persons in group quarters unless preceded by asterisk: one asterisk (*) denotes less than 10 percent; two asterisks (**), 10 percent or more]

Table with columns: Blocks within census tracts, Total population, and All housing units by condition and plumbing (Sound, Deteriorating, Dilapidated) and Occupied housing units (Owner occupied, Renter occupied). Rows list blocks from 87 to 61, including a CA-20 group.

Table 2.—CHARACTERISTICS OF HOUSING UNITS, BY BLOCKS: 1960—Con.

["Total population" contains no persons in group quarters unless preceded by asterisk; one asterisk (*) denotes less than 10 percent; two asterisks (**), 10 percent or more]

Table with columns: Block within census tracts, Total population, All housing units by condition and plumbing (Sound, Deteriorating, Dilapidated), and Occupied housing units (Owner occupied, Renter occupied, Occupied by non-white, 1.01 or more persons per room).

City Block Characteristics

Table 2.—CHARACTERISTICS OF HOUSING UNITS, BY BLOCKS: 1960—Con.

["Total population" contains no persons in group quarters unless preceded by asterisk; one asterisk (*) denotes less than 10 percent; two asterisks (**), 10 percent or more]

Blocks within census tracts	Total population	All housing units by condition and plumbing								Occupied housing units								
		Total	Sound		Deteriorating			Dilapidated	Owner occupied			Renter occupied			Occupied by non-white	1.01 or more persons per room		
			Total	With all plumbing facilities	Lacking some or all facilities	Total	With all plumbing facilities		Lacking some or all facilities	Total	Average value (dollars)	Average number of rooms	Total	Average contract rent (dollars)			Average number of rooms	
97...	54	16	16	16	5	6500	4.2	11	45	4.1	8	3	
98...	54	13	12	12	11	7500	5.9	2	4	2	
99...	45	11	10	9	6	5500	5.8	5	54	5.0	3	3	
100...	33	10	10	10	6	7500	5.0	4	2	2	
101...	17	5	5	5	5	7500	5.2	3	...	
102...	89	18	8	8	12	5000	5.3	6	45	3.8	3	6	
103...	67	17	15	15	15	8500	5.4	1	7	1	
104...	24	4	
105...	*784	190	36	33	3	139	137	...	2	60	6000	6.2	125	43	3.8	139	68	
106...	27	7	5	3	2	2	2	6	6500	5.5	1	2	
107...	9	4	
CA-24...	*4546	1352	753	703	50	497	434	62	1	102	759	7000	5.8	519	48	4.3	565	187
1...	32	10	6	4	2	3	2	1	...	1	5	5500	5.8	5	...	4.8	10	3
2...	**25	4
3...	3	3
4...	14	8	5	4	1	3	3	2	5	30	4.0	7	...	
5...	**23	5	3	1	2	1	...	1	...	1	4	5	1	
6...	26	10	10	9	1	1	9	26	4.0	9	...	
7...	19	6	4	3	1	2	2	2	3	5	1	
8...	21	8	6	6	...	1	...	1	...	5	...	8.2	2	7	...	
10...	3	1	
12...	27	8	3	3	...	5	5	2	6	43	5.3	1	...	
13...	49	12	5	5	...	6	6	6	6000	5.3	6	...	4.7	9	2	
14...	8	2	
15...	45	19	15	15	...	3	1	2	...	1	2	...	15	48	3.1	1	1	
16...	9	4	
17...	26	8	6	4	2	2	2	2	6	58	3.8	6	1	
18...	15	6	3	3	...	3	3	4	2	
21...	80	20	13	12	1	6	5	1	...	9	5000	6.1	10	40	3.9	18	3	
22...	28	8	5	5	...	3	3	4	4	8	2	
23...	36	10	6	5	1	3	3	5	7500	5.6	5	...	3.6	9	2	
24...	27	6	4	4	...	2	2	3	3	6	1	
25...	**41	10	4	4	...	5	4	1	...	1	3	...	6	37	4.2	9	2	
26...	28	8	6	4	2	1	1	5	...	5.8	2	5	1	
27...	11	4	
28...	26	9	4	1	3	5	5	1	8	109	4.9	
29...	15	8	2	2	...	6	6	3	2	1	...	
30...	12	3	
31...	35	13	5	3	2	5	5	3	9	48	4.6	5	1	
33...	40	11	8	8	...	2	2	8	...	5.3	3	4	2	
35...	55	16	4	4	...	11	5	6	...	1	8	8500	6.3	8	46	3.5	2	2
36...	25	8	1	1	...	4	3	1	...	3	4	...	4	4	1	
41...	2	
42...	36	16	4	4	...	12	8	4	...	6	8000	5.8	8	42	3.4	2	2	
43...	5	2	
44...	5	2	
45...	25	13	4	3	1	9	6	3	...	6	6000	6.3	4	1	...	
47...	22	6	4	4	...	2	2	4	4	2	
48...	20	6	1	1	...	4	4	1	1	...	5	40	4.8	...	1	
49...	18	4	
50...	116	35	28	26	2	7	6	1	...	6	4500	6.5	28	48	3.7	17	7	
51...	5	2	
52...	16	5	2	2	...	3	3	4	4	...	
53...	21	7	7	7	2	6	1	
54...	20	4	
55...	41	12	12	12	10	6500	6.4	2	11	...	
56...	25	7	7	7	1	6	53	3.8	7	2	
57...	9	3	
58...	85	23	19	18	1	4	3	1	...	8	5500	5.5	13	42	4.7	19	3	
59...	22	6	5	5	...	1	1	2	5	4	1	
60...	28	9	8	8	...	1	1	5	6000	5.8	4	8	1	
61...	43	10	5	4	1	5	4	1	...	8	5000	5.5	2	10	2	
62...	39	11	11	11	10	5000	5.6	1	7	2	
63...	96	23	8	8	...	15	15	7	6500	7.9	16	45	4.3	22	6	
65...	39	10	4	4	...	6	5	3	1	6	7000	6.3	4	9	2	
66...	20	5	1	4	4	2	
67...	14	5	5	4	1	4	1	4	...	
68...	13	4	4	4	
69...	9	3	
70...	7	2	
71...	12	5	3	3	...	2	2	5	49	4.4	
72...	13	1	
73...	7	3	
74...	7	3	
75...	54	21	12	11	1	9	9	14	6500	5.4	7	56	5.1	5	2	
76...	38	9	4	4	...	4	4	2	6	45	5.0	5	3	
77...	16	4	
78...	8	4	
79...	15	4	
80...	8	2	2	
81...	24	5	4	4	...	1	1	5	5000	5.6	2	
82...	1	1	
83...	42	11	7	7	...	4	4	3	8	45	5.1	5	2	
84...	31	6	3	3	...	2	2	1	5	40	4.4	6	4	
85...	28	8	4	4	...	2	2	6	4500	6.3	1	7	1	

City Block Characteristics

Table 2.—CHARACTERISTICS OF HOUSING UNITS, BY BLOCKS: 1960—Con.

["Total population" contains no persons in group quarters unless preceded by asterisk: one asterisk (*) denotes less than 10 percent; two asterisks (**), 10 percent or more]

Blocks within census tracts	Total population	All housing units by condition and plumbing									Occupied housing units							
		Total	Sound			Deteriorating			Dilapidated	Owner occupied			Renter occupied			Occupied by non-white	1.01 or more persons per room	
			Total	With all plumbing facilities	Lacking some or all facilities	Total	With all plumbing facilities	Lacking some or all facilities		Total	Average value (dollars)	Average number of rooms	Total	Average contract rent (dollars)	Average number of rooms			
								With flush toilet										No flush toilet
89...	12	4
90...	1	1
91...	20	6	3	3	...	3	3	5	9500	4.4	1
92...	6	3	1
93...	19	6	4	4	6	8000	4.5	1
94...	19	7	3	3	...	1	1	4	2	1
95...	104	27	26	26	...	1	1	25	8500	5.0	2	2
96...	75	19	19	19	19	9500	4.9
98...	15	3
99...	10	5	3	3	...	1	1	4
100...	41	12	12	12	10	9000	5.1	1	1
101...	23	13	12	12	...	1	1	5	10500	6.4	1
102...	10	3
103...	12	4
104...	5	4
105...	9	4
108...	15	4
109...	12	4
110...	32	8	2	2	...	1	...	1	...	5	7	5000	4.4	1	1
111...	6	4
112...	20	4
113...	14	3
114...	19	3
115...	23	5	1	1	4	3	2	4
117...	4	1
118...	34	10	5	5	...	5	5	9	7000	6.2	1

U.S. CENSUS OF HOUSING: 1960

Series HC(3)-307

CITY BLOCKS

Chillicothe, Ohio,

Prepared under the supervision of
WAYNE F. DAUGHERTY, Chief
Housing Division




U.S. DEPARTMENT OF COMMERCE

Luther H. Hodges, Secretary

BUREAU OF THE CENSUS

Richard M. Scammon, Director (From May 1, 1961)

Robert W. Burgess, Director (To March 3, 1961)





BUREAU OF THE CENSUS

RICHARD M. SCAMMON, *Director* (From May 1, 1961)

ROBERT W. BURGESS, *Director* (To March 3, 1961)

A. ROSS ECKLER, *Deputy Director*
HOWARD C. GRIEVES, *Assistant Director*
CONRAD TAEUBER, *Assistant Director*
MORRIS H. HANSEN, *Assistant Director for Statistical Standards*
CHARLES B. LAWRENCE, JR., *Assistant Director for Operations*
WALTER L. KEHRES, *Assistant Director for Administration*
CALVERT L. DEDRICK, *Chief, International Statistical Programs Office*
A. W. VON STRUVE, *Acting Public Information Officer*

Housing Division—

WAYNE F. DAUGHERTY, *Chief*
DANIEL B. RATHBUN, *Assistant Chief*
BEULAH WASHBAUGH, *Special Assistant*
MILTON D. LIEBERMAN, *Chief, Coordination and Research*

Decennial Operations Division—GLEN S. TAYLOR, *Chief*
Electronic Systems Division—ROBERT F. DRURY, *Chief*
Field Division—JEFFERSON D. MCPHKE, *Chief*
Geography Division—WILLIAM T. FAY, *Chief*
Population Division—HOWARD G. BRUNMAN, *Chief*
Statistical Methods Division—JOSEPH STEINBERG, *Chief*

Library of Congress Card Number: A61-9347

SUGGESTED CITATION

U.S. Bureau of the Census. *U.S. Census of Housing: 1960. Vol. III, City Blocks.*
Series HC(3), No. 307.
U.S. Government Printing Office, Washington, D.C., 1961.

For sale by the Superintendent of Documents, U.S. Government Printing Office, Washington 25, D.C.
or any of the Field Offices of the Department of Commerce—Price 20 cents.

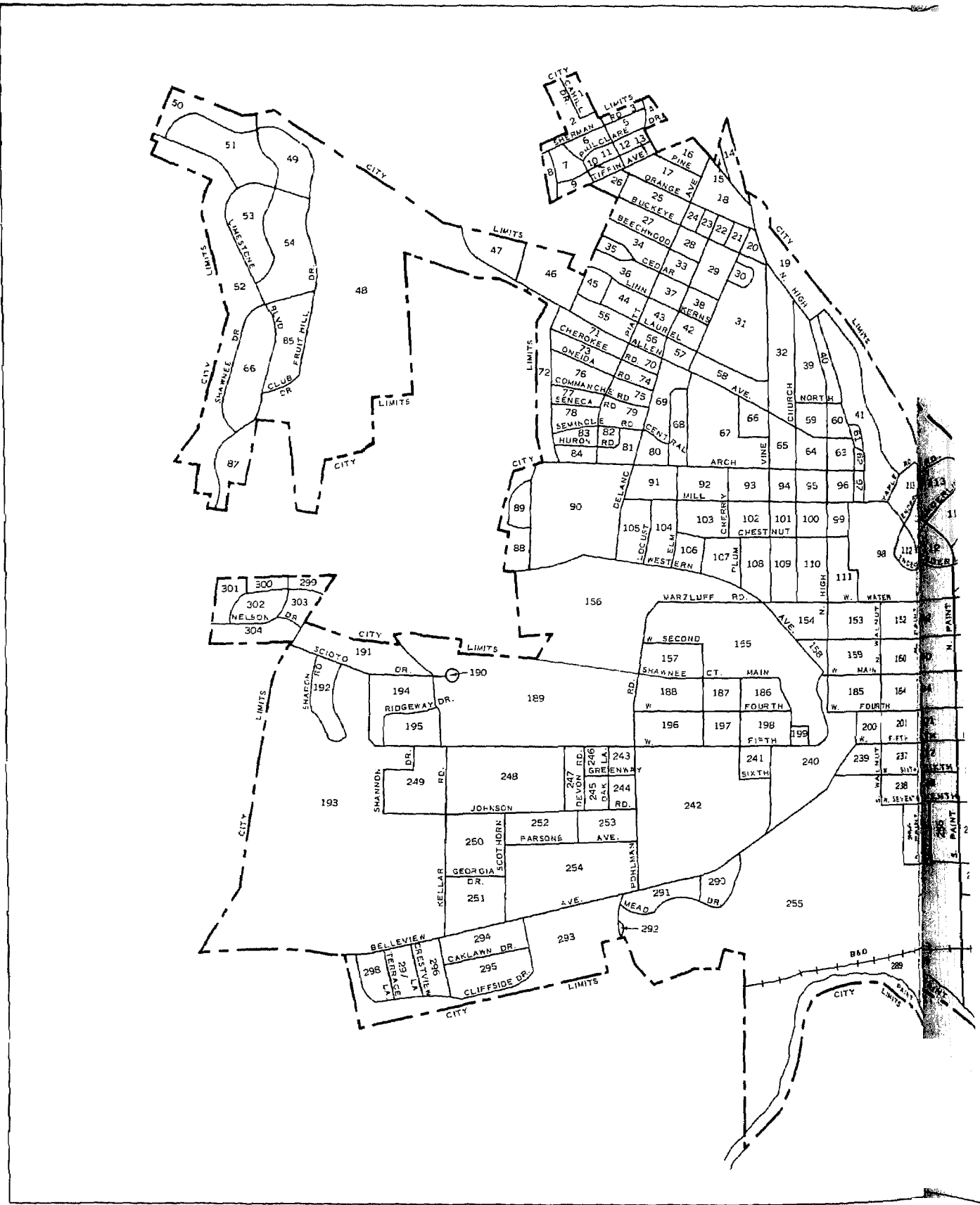
Table 1.—CHARACTERISTICS OF HOUSING UNITS, FOR THE CITY: 1960

Subject	Number	Percent	Subject	Number	Percent
All housing units.....	8,415	100.0	Occupied housing units—Con.		
CONDITION AND PLUMBING			COLOR		
Sound.....	7,069	84.0	White.....	7,584	94.6
With all plumbing facilities.....	6,666	79.2	Nonwhite.....	433	5.4
Lacking some or all facilities.....	403	4.8			
Deteriorating.....	1,038	12.3	PERSONS PER ROOM		
With all plumbing facilities.....	768	9.1	1.00 or less.....	7,341	91.6
Lacking some or all facilities.....	270	3.2	1.01 or more.....	676	8.4
With flush toilet.....	170	2.0			
No flush toilet.....	100	1.2	AVERAGE NUMBER OF ROOMS		
Dilapidated.....	308	3.7	Owner occupied.....	5.7	...
Occupied housing units.....	8,017	100.0	Renter occupied.....	4.4	...
TENURE			VALUE AND RENT		
Owner occupied.....	4,659	58.1	Average value.....dollars..	12,800	...
Renter occupied.....	3,358	41.9	Average contract rent.....dollars..	50	...

* NOTE.—On the map for Chillicothe approximately 300 blocks are identified.


Table 2.—CHARACTERISTICS OF HOUSING UNITS, BY BLOCKS: 1960
 ["Total population" contains no persons in group quarters unless preceded by asterisk; one asterisk (*) denotes less than 10 percent; two asterisks (**), 10 percent or more]

Blocks	Total population	All housing units by condition and plumbing									Occupied housing units								
		Total	Sound			Deteriorating			Dilapidated	Owner occupied			Renter occupied			Occupied by non-white	1.01 or more persons per room		
			Total	With all plumbing facilities	Lacking some or all facilities	Total	With all plumbing facilities	Lacking some or all facilities		Total	Average value (dollars)	Average number of rooms	Total	Average contract rent (dollars)	Average number of rooms				
								With flush toilet										No flush toilet	
TOTAL...	*24957	8415	7069	6666	403	1038	768	170	100	308	4659	12500	5.7	3358	50	4.4	433	676	
1...	65	18	18	18	18	14500	5.0	1
2...	75	22	22	22	21	14500	5.2	2
3...	13	4
4...	17	5	5	5	5	13000	5.0
5...	71	20	20	20	17	13500	5.0	2	2
6...	45	16	16	16	14	14000	4.7	1	1
7...	68	20	20	20	20	15000	5.0	1
8...	33	8	8	8	8	15000	5.0
9...	36	12	12	12	10	14000	5.0	2	2
10...	16	4
11...	59	16	16	16	15	13500	5.0	1	1
12...	44	12	12	12	11	14000	5.2	1
13...	21	6	6	6	5	15000	5.0	1
15...	28	11	7	4	3	3	3	1	5	5000	4.2	4	2
16...	51	22	5	5	...	17	2	...	15	...	5	...	4.4	14	31	3.1	1
17...	137	47	38	38	...	4	4	...	5	33	9000	5.0	13	55	4.2	2	2
18...	54	16	13	13	...	3	3	12	11000	5.4	3	3
19...	39	15	13	13	...	2	1	1	...	7	5500	3.9	7	34	3.9	1	2
20...	11	7	5	5	...	2	2	2	3
21...	44	12	12	12	11	14500	4.7	1
22...	29	12	12	12	9	13500	4.8	3
23...	34	12	12	12	12	13500	4.6
24...	35	12	12	12	9	14500	5.4	3
25...	108	37	31	31	...	6	6	27	11000	5.3	8	64	4.9	2
26...	41	11	5	5	...	6	6	9	8500	5.2	2	5
27...	106	36	35	35	...	1	1	30	12000	5.0	6	64	4.5	2
28...	44	18	16	16	...	2	...	2	14	10000	5.4	4
29...	37	16	15	12	3	1	...	1	10	9500	4.7	6	74	3.3
30...	140	46	39	39	...	5	4	1	...	2	28	11500	5.4	17	59	5.3	2
31...	99	40	35	33	2	4	4	1	25	11000	5.4	15	47	4.8	1
32...	236	90	70	70	...	17	14	3	...	3	49	10000	5.6	31	52	4.8	4
33...	50	20	19	19	...	1	1	10	10000	5.3	9	46	4.3	1
34...	109	31	30	30	...	1	1	27	17500	5.3	4	2
35...	39	14	14	14	13	14500	4.9	1
36...	84	30	28	28	...	2	2	28	13500	5.3	1	1
37...	59	20	17	15	2	3	16	11000	5.3	4	2
38...	62	20	20	20	14	13000	4.8	5	70	4.4	4	...	1
39...	170	65	40	40	...	22	21	1	...	3	33	9000	5.5	25	49	5.1	3
40...	102	35	30	30	...	4	2	2	...	1	13	8500	5.5	18	46	4.4	5
42...	56	20	20	20	17	13500	5.0	3
43...	67	19	18	18	...	1	1	18	11000	5.8	1	3
44...	63	21	17	16	1	3	3	1	11	7000	5.4	8	63	4.4	3	...	1
45...	31	10	10	10	9	23000	5.4	1
46...	52	18	18	18	15	28000	6.2	2
48...	158	42	42	42	39	30000	6.6	2	1
49...	58	14	14	14	14	30000	6.4
50...	30	8	8	8	8	29000	6.5
51...	74	25	25	25	23	28000	6.0
52...	129	39	39	39	37	25000	6.1	2	3
53...	90	23	23	23	21	19500	6.1	2	1
54...	77	24	24	24	22	24000	5.8	1



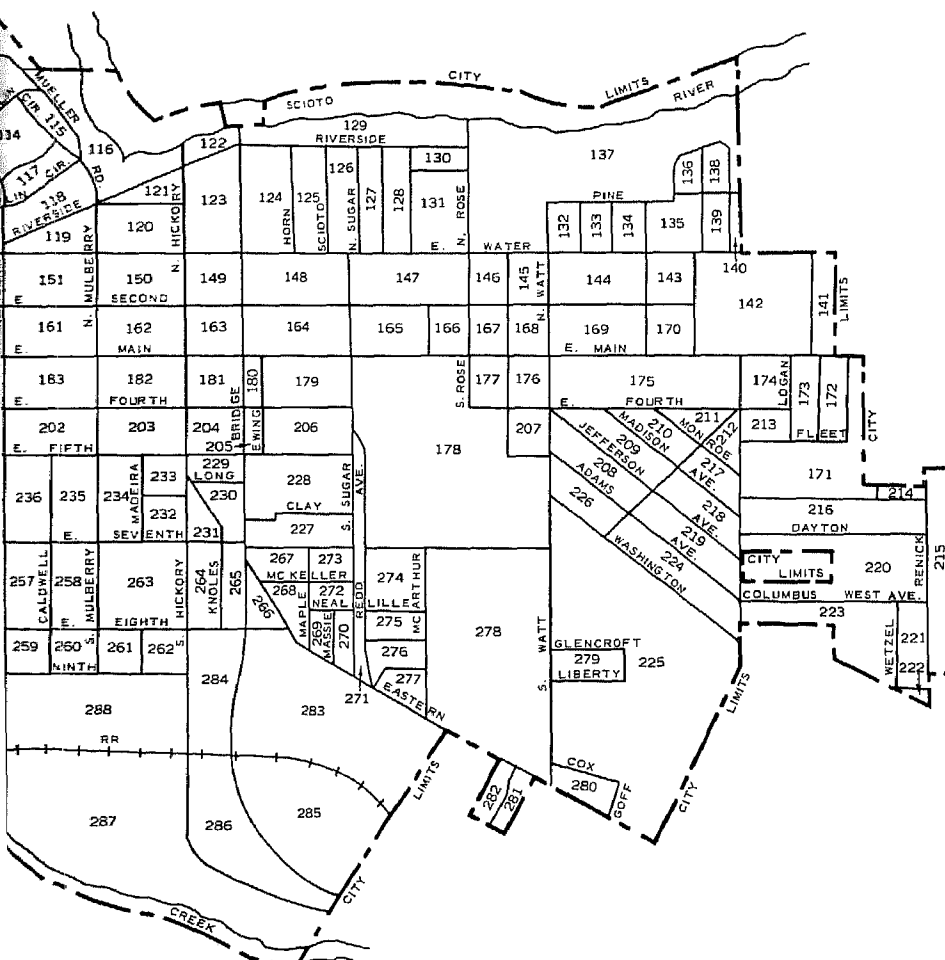
CHILLICOTHE, OHIO, BY BLOCKS: 1960

SCALE IN FEET



LEGEND

BLOCK NUMBERS 27
U. S. DEPARTMENT OF COMMERCE, BUREAU OF THE CENSUS



CHILLICOTHE, OHIO

City Block Characteristics

Table 2.—CHARACTERISTICS OF HOUSING UNITS, BY BLOCKS: 1960—Con.

["Total population" contains no persons in group quarters unless preceded by asterisk; one asterisk (*) denotes less than 10 percent; two asterisks (**), 10 percent or more]

Blocks	Total population	All housing units by condition and plumbing								Occupied housing units								
		Sound				Deteriorating				Owner occupied			Renter occupied			Occupied by non-white	1.01 or more persons per room	
		Total	With all plumbing facilities	Lacking some or all facilities	Total	With all plumbing facilities	Lacking some or all facilities		Dilapidated	Total	Average value (dollars)	Average number of rooms	Total	Average contract rent (dollars)	Average number of rooms			
							With flush toilet	No flush toilet										
234...	160	60	58	58	...	2	2	31	12000	6.6	27	57	4.7	...	1
235...	*155	58	56	54	...	2	...	2	29	13500	7.6	26	57	4.8
236...	110	51	51	50	1	25	18000	8.5	21	68	4.6
237...	63	31	31	29	2	20	12500	6.2	10	59	2.8	5	1
238...	185	52	39	34	5	11	4	6	1	2	20	8000	6.2	31	44	4.2	34	8
239...	79	32	31	31	...	1	1	17	14500	6.6	11	62	4.4	1	...
240...	60	19	11	9	2	3	2	1	...	5	12	8000	5.9	6	31	4.7	9	2
241...	68	23	22	22	...	1	1	...	21	21000	6.1	2	1
242...	232	78	75	75	...	3	3	53	16500	5.7	20	72	4.7	...	2
243...	4	2
244...	17	8	8	8	5	11000	4.2	2	1
245...	17	6	6	6	5	14000	5.0	1
246...	21	6	6	6	5	13000	4.8	1
247...	52	16	15	15	...	1	1	12	13000	5.3	2
248...	49	14	11	8	3	3	2	...	1	...	13	9000	5.0	1	3
249...	73	20	12	9	3	7	1	...	6	1	14	19500	5.5	5	...	3.8	...	4
250...	38	14	10	9	1	4	3	...	1	...	13	7000	4.6	1	1
251...	24	8	7	6	1	1	1	6	7500	4.5	2
252...	66	18	17	17	...	1	1	...	14	12500	5.4	1	3
253...	41	12	11	11	...	1	1	8	8000	4.6	4	2
254...	107	35	26	26	...	6	3	...	3	3	22	9000	5.4	10	53	4.5	...	4
255...	518	140	103	88	15	34	11	16	7	3	77	10500	6.0	56	40	4.6	80	29
256...	158	56	37	33	4	18	11	7	...	1	21	6000	5.4	29	37	4.6	26	6
257...	*175	57	57	54	3	24	12000	6.4	29	48	5.3	...	3
258...	151	54	51	46	5	3	3	30	9000	5.2	21	44	4.7	...	6
259...	26	10	10	10	1	8	45	4.9	...	1
260...	68	24	20	18	2	4	2	2	5	8500	6.4	18	38	4.8	...	2
261...	32	11	11	11	4	7	49	5.6
262...	37	12	10	10	...	2	2	5	10000	5.8	6	41	4.7	...	2
263...	285	90	90	86	4	42	9000	5.1	46	54	4.9	...	7
264...	138	41	40	40	...	1	1	25	12000	6.2	16	60	5.7	...	1
265...	35	14	14	14	12	13000	5.3	2
266...	6	2
267...	62	26	26	26	15	11500	5.5	9	53	5.2	...	1
268...	115	39	38	36	2	1	1	13	8500	5.5	23	51	4.7	...	5
269...	49	22	22	22	16	9000	5.4	6	54	5.0
270...	35	14	14	14	10	7500	4.9	4
271...	60	20	20	20	10	11000	5.2	9	52	4.8	...	2
272...	66	20	20	18	2	11	8500	5.8	8	50	5.1	...	2
273...	64	19	19	16	3	9	10000	6.2	10	54	5.2	...	2
274...	57	17	17	16	1	10	9000	5.2	7	45	5.0
275...	107	33	33	32	1	18	8000	5.1	14	51	4.5	...	2
276...	58	20	20	20	11	8500	5.0	9	52	4.7
277...	58	20	20	18	2	15	6500	5.7	5	42	4.8	...	1
278...	214	69	69	63	6	33	9000	5.3	34	53	4.9	...	3
279...	114	27	7	6	1	8	6	2	12	...	17	6000	5.7	9	41	4.0	2	9
280...	153	51	39	38	1	11	8	...	3	1	35	10000	5.3	15	47	4.5	...	4
281...	45	12	12	12	9	9500	4.7	1	3
282...	31	9	9	9	9	10000	4.6	1
283...	23	10	4	4	...	6	5	1	3	7	51	3.7	...	1
286...	23	7	6	5	1	1	1	...	5	10500	7.4	2
287...	5	2
290...	17	7	7	7	6	30000	6.0
291...	36	8	8	8	8	22000	6.8
293...	43	11	10	10	10	29000	6.9
294...	21	6	6	6	5	13000	5.4	1
295...	11	4
296...	11	4
297...	3	2
299...	8	2
300...	14	4
301...	4	1
302...	26	9	9	9	8	20000	5.5	1
303...	11	4
304...	13	5	4	4	...	1	1	...	4	1

U.S. CENSUS OF HOUSING: 1960

Series HC(3)-308

CITY BLOCKS

Cincinnati, Ohio

Prepared under the supervision of
WAYNE F. DAUGHERTY, Chief
Housing Division




U.S. DEPARTMENT OF COMMERCE

Luther H. Hodges, Secretary

BUREAU OF THE CENSUS

Richard M. Scammon, Director (From May 1, 1961)

Robert W. Burgess, Director (To March 3, 1961)





BUREAU OF THE CENSUS

RICHARD M. SCAMMON, *Director* (From May 1, 1961)
ROBERT W. BURGESS, *Director* (To March 3, 1961)

A. ROSS ECKLER, *Deputy Director*
HOWARD C. GRIEVES, *Assistant Director*
CONRAD TABUBER, *Assistant Director*
MORRIS H. HANSEN, *Assistant Director for Statistical Standards*
CHARLES B. LAWRENCE, JR., *Assistant Director for Operations*
WALTER L. KEHRES, *Assistant Director for Administration*
CALVERT L. DEDRICK, *Chief, International Statistical Programs Office*
A. W. VON STRUVE, *Acting Public Information Officer*

Housing Division—

WAYNE F. DAUGHERTY, *Chief*
DANIEL B. RATHBUN, *Assistant Chief*
BEULAH WASHBAUGH, *Special Assistant*
MILTON D. LIEBERMAN, *Chief, Coordination and Research*

Decennial Operations Division—GLEN S. TAYLOR, *Chief*
Electronic Systems Division—ROBERT F. DRURY, *Chief*
Field Division—JEFFERSON D. MCPHIE, *Chief*
Geography Division—WILLIAM T. FAY, *Chief*
Population Division—HOWARD G. BRUNSMAN, *Chief*
Statistical Methods Division—JOSEPH STEINBERG, *Chief*

Library of Congress Card Number: A61-9347

SUGGESTED CITATION

U.S. Bureau of the Census. *U.S. Census of Housing: 1960. Vol. III, City Blocks.*
Series HC(3), No. 308.
U.S. Government Printing Office, Washington, D.C., 1961.

For sale by the Superintendent of Documents, U.S. Government Printing Office, Washington 25, D.C.
or any of the Field Offices of the Department of Commerce — Price 40 cents.

Table 1.—CHARACTERISTICS OF HOUSING UNITS, FOR THE CITY: 1960

Subject	Number	Percent	Subject	Number	Percent
All housing units	171,679	100.0	Occupied housing units—Con.		
CONDITION AND PLUMBING			COLOR		
Sound	137,468	80.1	White	129,269	79.9
With all plumbing facilities	122,470	71.3	Nonwhite	32,558	20.1
Lacking some or all facilities	14,998	8.7	PERSONS PER ROOM		
Deteriorating	27,145	15.8	1.00 or less	136,572	84.4
With all plumbing facilities	13,868	8.1	1.01 or more	25,255	15.6
Lacking some or all facilities	13,277	7.7	AVERAGE NUMBER OF ROOMS		
With flush toilet	13,042	7.6	Owner occupied	5.6	...
No flush toilet	235	0.1	Renter occupied	3.3	...
Dilapidated	7,066	4.1	VALUE AND RENT		
Occupied housing units	161,827	100.0	Average value.....dollars	16,800	...
TENURE			Average contract rent.....dollars	61	...
Owner occupied	65,355	40.4			
Renter occupied	96,472	59.6			

NOTE.—On the map for Cincinnati approximately 3,220 blocks are identified.

Table 2.—CHARACTERISTICS OF HOUSING UNITS, BY BLOCKS: 1960

["Total population" contains no persons in group quarters unless preceded by asterisk: one asterisk (*) denotes less than 10 percent; two asterisks (**), 10 percent or more]

Blocks within census tracts	Total population	All housing units by condition and plumbing									Occupied housing units								
		Total	Sound			Deteriorating			Dilapidated	Owner occupied			Renter occupied			Occupied by non-white	1.01 or more persons per room		
			Total	With all plumbing facilities	Lacking some or all facilities	Total	With all plumbing facilities	Lacking some or all facilities		Total	Average value (dollars)	Average number of rooms	Total	Average contract rent (dollars)	Average number of rooms				
																		With flush toilet	No flush toilet
1.....	*5693	1815	204	62	142	792	121	669	2	819	76	8500	5.1	1587	35	2.8	1630	6.11	
1....	36	12	1	1	11	11	...	11	7	36	3.7	6	3	
2....	126	51	8	...	8	43	...	43	42	38	2.5	43	15	
3....	752	237	8	7	1	52	14	38	...	177	22	10000	5.7	193	34	2.8	211	85	
4....	346	111	44	8	36	...	67	8	...	5.0	84	38	3.1	91	40	
7....	**163	6	2	2	...	4	4	6	51	4.3	4	1	
9....	567	143	6	4	7	96	11	85	...	39	3	134	34	3.1	137	62	
12....	141	43	4	1	...	19	10	9	...	20	2	40	40	3.8	36	12	
16....	115	42	1	1	...	12	3	9	...	29	3	37	36	2.9	40	11	
20....	94	25	6	3	3	18	6	12	...	1	3	20	37	3.5	23	9	
21....
22....	45	19	8	...	8	...	11	17	29	2.8	17	5	
23....	173	59	4	3	1	55	6	49	1	53	35	3.0	54	17	
24....	242	89	11	...	11	66	6	60	...	12	3	70	31	2.7	73	28	
26....	136	60	1	1	...	26	1	25	...	33	3	51	32	2.6	54	11	
27....	51	23	23	20	40	2.9	20	4	
28....	97	40	16	12	4	...	24	36	35	2.6	29	11	
29....	148	44	44	40	33	2.7	40	15	
30....	**335	57	38	...	38	6	6	13	57	31	2.8	54	41	
31....	110	49	3	...	3	1	1	45	2	44	30	2.4	46	11	
32....	38	13	13	13	33	2.5	10	5	
38....	66	37	12	3	9	...	25	2	27	39	2.5	29	5	
40....	173	49	2	1	1	10	4	6	...	37	5	...	4.0	42	61	3.0	47	20	
41....	326	110	55	21	34	55	8	47	8	9500	6.0	101	32	2.7	107	33	
42....	213	67	11	7	4	49	5	43	1	7	1	64	37	2.7	64	26	
43....	78	29	8	...	8	...	21	1	26	36	3.0	27	7	
48....	173	56	15	1	14	39	3	35	1	2	2	52	32	2.6	53	23	
49....	392	146	25	8	17	116	4	112	...	5	3	138	32	2.7	141	50	
50....	175	65	65	59	32	2.4	59	23	
51....	100	39	4	3	1	...	35	3	28	32	2.7	30	9	
52....	**139	37	37	35	27	2.4	35	16	
60....	1	1
61....	32	13	13	10	32	2.2	10	4	
63....	17	12	12	1	11	9	35	2.7	9	1	
65....	24	6	3	2	1	...	3	6	40	4.0	6	2	
66....	7	4
71....	37	12	11	12	30	2.6	12	4	
72....	23	8	1	1	...	2	...	2	...	5	8	28	3.5	7	1	
73....	2	1
2.....	**496	135	1	...	1	4	...	4	...	130	2	104	32	3.0	87	34	
4....	200	75	1	...	1	1	...	1	...	73	1	60	35	3.0	44	21	
5....	25	8	3	...	3	...	5	6	31	3.5	5	2	
20....	**126	5	5	5	25	3.0	5	...	
25....	53	30	30	1	16	32	2.6	16	5	
26....	**35
27....	3	3
29....	54	14	14	14	25	3.0	14	6	
3.....	**9006	2519	2262	2247	15	10	5	5	...	247	58	10500	3.4	2420	39	3.4	2415	841	
1....	2160	617	617	617	10	11000	3.0	607	39	3.3	617	199	
2....	2335	633	633	633	2	628	39	3.4	570	231	
3....	*2172	562	560	556	4	2	2	14	538	39	3.5	551	213	

City Block Characteristics

Table 2.—CHARACTERISTICS OF HOUSING UNITS, BY BLOCKS: 1960—Con.

["Total population" contains no persons in group quarters unless preceded by asterisk: one asterisk (*) denotes less than 10 percent; two asterisks (**), 10 percent or more]

Table with 18 columns: Blocks within census tracts, Total population, Total, Sound (Total, With all plumbing facilities, Lacking some or all facilities), Deteriorating (Total, With all plumbing facilities, Lacking some or all facilities: With flush toilet, No flush toilet), Dilapidated, Owner occupied (Total, Average value (dollars), Average number of rooms), Renter occupied (Total, Average contract rent (dollars), Average number of rooms), Occupied by non-white, 1.01 or more persons per room.

Table 2.—CHARACTERISTICS OF HOUSING UNITS, BY BLOCKS: 1960—Con.

["Total population" contains no persons in group quarters unless preceded by asterisk: one asterisk (*) denotes less than 10 percent; two asterisks (**), 10 percent or more]

Table with 18 columns: Blocks within census tracts, Total population, and various housing unit characteristics including sound/deteriorating/dilapidated status, plumbing facilities, and owner/renter occupancy metrics.

Table 2.—CHARACTERISTICS OF HOUSING UNITS, BY BLOCKS: 1960—Con.

["Total population" contains no persons in group quarters unless preceded by asterisk: one asterisk (*) denotes less than 10 percent; two asterisks (**), 10 percent or more]

Table with 17 columns: Blocks within census tracts, Total population, Total (All housing units by condition and plumbing), Sound (Total, With all plumbing facilities, Lacking some or all facilities), Deteriorating (Total, With all plumbing facilities, Lacking some or all facilities), Dilapidated, Owner occupied (Total, Average value, Average number of rooms), Renter occupied (Total, Average contract rent, Average number of rooms), Occupied by non-white, and 1.01 or more persons per room.

Table 2.—CHARACTERISTICS OF HOUSING UNITS, BY BLOCKS: 1960—Con.

["Total population" contains no persons in group quarters unless preceded by asterisk; one asterisk (*) denotes less than 10 percent; two asterisks (**), 10 percent or more]

Table with columns: Blocks within census tracts, Total population, All housing units by condition and plumbing (Sound, Deteriorating, Dilapidated), and Occupied housing units (Owner occupied, Renter occupied, Occupied by non-white, 1.01 or more persons per room).

City Block Characteristics

Table 2.—CHARACTERISTICS OF HOUSING UNITS, BY BLOCKS: 1960—Con.

["Total population" contains no persons in group quarters unless preceded by asterisk: one asterisk (*) denotes less than 10 percent; two asterisks (**), 10 percent or more]

Blocks within census tracts	Total population	All housing units by condition and plumbing										Occupied housing units							
		Total	Sound			Deteriorating			Dilapidated	Owner occupied			Renter occupied			Occupied by non-white	1.01 or more persons per room		
			Total	With all plumbing facilities	Lacking some or all facilities	Total	With all plumbing facilities	Lacking some or all facilities		Total	Average value (dollars)	Average number of rooms	Total	Average contract rent (dollars)	Average number of rooms				
								With flush toilet										No flush toilet	
5...	211	88	87	75	12	1	1	1	37	15000	5.4	47	70	3.4	...	2
6...	85	38	37	36	1	1	1	1	18	10000	4.4	20	56	3.2	...	3
7...	94	35	31	31	...	4	1	3	25	12000	5.0	9	59	3.5	...	2
8...	*83	29	29	29	18	11500	5.2	10	72	4.0	...	1
9...	146	53	52	47	5	1	1	30	11000	5.7	21	67	3.9	...	4	
10...	132	45	42	42	...	3	3	28	11500	5.6	14	63	3.9	...	4	
11...	26	10	10	7	3	3	7	65	3.4	...	1	
12...	198	94	76	71	5	12	9	3	...	6	16	15000	5.4	71	48	2.7	...	10	
13...	109	53	29	19	10	24	10	13	1	...	9	19000	4.9	39	45	2.8	...	9	
14...	41	17	15	15	...	2	10	2	9	9500	4.6	8	55	2.9	...	1	
15...	**311	77	72	44	28	5	2	3	21	9500	4.9	54	45	2.4	...	15	
16...	125	46	46	44	2	21	9000	4.0	25	58	3.2	...	6	
17...	97	46	46	36	10	21	10000	4.0	24	46	2.6	...	3	
18...	99	43	43	43	20	9000	4.1	22	56	3.0	...	4	
19...	86	38	38	37	1	17	9000	4.2	18	51	3.3	...	3	
20...	106	43	36	33	3	7	5	2	18	8000	4.1	24	55	3.4	...	3	
21...	87	27	25	25	...	2	2	14	14000	5.6	13	68	3.8	...	2	
22...	77	30	28	27	1	2	2	15	10500	5.7	13	71	3.4	...	1	
23...	72	27	27	22	5	14	14000	5.6	13	57	3.2	...	3	
24...	159	70	69	61	8	1	...	1	17	13000	4.6	51	64	3.7	...	4	
25...	71	26	26	24	2	15	9500	5.0	11	56	3.3	...	5	
26...	99	41	40	40	...	1	1	24	15000	5.0	16	59	3.8	...	2	
27...	95	32	32	27	5	14	10500	5.1	18	48	3.3	...	5	
28...	91	27	27	18	9	13	11500	4.8	14	41	2.9	...	5	
29...	129	44	44	34	10	22	8500	4.2	20	58	3.2	...	7	
30...	137	57	57	44	13	16	8500	4.7	37	48	2.8	...	8	
31...	52	18	17	15	2	1	1	7	...	4.4	11	48	3.5	...	4	
33...	49	15	12	12	...	3	2	1	11	9000	4.9	4	3	
34...	55	19	19	19	9	12500	5.6	10	60	3.7	...	2	
35...	11	5	4	4	...	1	1	5	47	3.6	
38...	52	18	15	10	5	3	3	3	15	40	3.4	...	3	
39...	57	17	11	11	...	6	4	2	8	...	4.5	9	46	3.6	...	2	
40...	96	25	25	25	8	7500	4.3	17	52	4.2	...	7	
41...	156	53	41	34	7	11	9	2	...	1	27	9000	4.5	23	57	3.6	...	5	
42...	58	16	16	15	1	10	8000	4.8	6	52	3.2	...	6	
43...	11	3
79.....	*2646	880	849	816	33	23	14	9	...	8	596	11500	5.1	248	63	3.6	39	103	
1...	525	170	170	162	8	125	13500	5.2	37	66	3.4	...	14	
2...	*135	46	37	32	5	6	3	3	...	3	32	8500	4.8	10	48	3.3	16	7	
3...	*567	178	163	149	14	10	4	6	...	5	128	9000	4.9	45	56	3.4	23	31	
4...	48	19	19	19	12	12500	4.8	7	61	3.0	...	2	
5...	100	30	29	29	...	1	1	19	12000	5.8	8	62	4.8	...	3	
6...	65	18	18	18	10	11500	4.8	8	63	3.6	...	5	
7...	124	47	47	47	34	12000	4.8	13	63	3.7	...	3	
8...	64	22	21	21	...	1	1	13	10000	5.5	7	56	4.3	...	3	
9...	299	107	105	102	3	2	2	66	14000	5.3	34	68	4.0	...	10	
10...	75	27	27	27	23	13000	5.6	3	1	
11...	107	31	31	31	15	11500	5.1	16	71	3.8	...	6	
12...	160	65	65	64	1	30	12500	5.0	32	76	3.7	...	4	
13...	87	26	25	25	...	1	1	19	11000	5.1	6	49	3.5	...	4	
14...	181	62	60	60	...	2	2	47	8500	4.7	14	49	3.1	...	6	
15...	109	32	32	30	2	23	11000	5.1	8	59	3.6	...	4	
80.....	4856	1255	1245	1242	3	10	10	139	18000	5.5	1081	39	4.0	37	417	
1...	106	26	26	26	25	14000	5.4	1	3	
2...	106	26	26	26	24	14000	5.6	2	4	
6...	144	41	41	41	6	15000	5.2	35	42	3.7	...	12	
7...	2394	647	638	636	2	9	9	62	22000	5.7	565	38	3.9	16	195	
8...	1518	408	407	407	...	1	1	21	15500	5.2	374	40	3.9	5	137	
9...	588	107	107	106	1	1	104	36	4.5	16	66	
81.....	*2253	692	676	671	5	14	11	2	1	2	505	19000	5.6	142	100	4.0	2	45	
4...	1569	479	474	472	2	3	2	...	1	2	401	19000	5.6	44	83	4.5	2	31	
5...	28	8	8	8	5	15500	4.4	2	2	
6...	**656	205	194	191	3	11	9	2	99	18500	6.0	96	106	3.8	...	12	
82.....	*8939	3049	2975	2949	26	73	69	4	...	1	2036	18500	5.8	925	88	4.0	85	138	
1...	8	3
2...	37	12	12	12
3...	26	7	7	7	12	36000	7.5
4...	234	86	83	78	5	3	3	7	36000	8.3
5...	81	26	26	26	56	15500	5.7	27	80	3.8	1	3	
6...	71	19	19	19	19	12000	5.1	6	78	3.3	...	1	
7...	212	77	77	77	14	13500	5.7	4	4	
8...	108	37	37	36	1	48	17500	5.7	27	79	3.7	...	4	
9...	92	35	35	35	29	16000	5.7	8	98	4.5	...	2	
10...	92	38	38	38	24	16500	5.3	11	122	4.9	
11...	247	85	85	85	34	20000	5.7	4	
12...	23	8	8	8	41	17500	6.1	42	100	4.4	...	3	
13...	**170	56	56	56	5	23000	7.0	3	
14...	39	12	12	12	36	21000	5.9	17	98	4.5	...	1	
15...	56	22	22	22	11	21000	6.6	1	
16...	91	37	37	37	22	27000	6.3
17...	291	75	75	75	31	19500	5.6	6	104	4.3	
18...	181	55	55	54	1	73	29000	7.0	1
											54	28000	6.4

Table 2.—CHARACTERISTICS OF HOUSING UNITS, BY BLOCKS: 1960—Con.

["Total population" contains no persons in group quarters unless preceded by asterisk; one asterisk (*) denotes less than 10 percent; two asterisks (**), 10 percent or more]

Blocks within census tracts	Total population	All housing units by condition and plumbing									Occupied housing units							
		Total	Sound			Deteriorating			Dilapidated	Owner occupied			Renter occupied			Occupied by non-white	1.01 or more persons per room	
			Total	With all plumbing facilities	Lacking some or all facilities	Total	With all plumbing facilities	Lacking some or all facilities		Total	Average value (dollars)	Average number of rooms	Total	Average contract rent (dollars)	Average number of rooms			
																		With flush toilet
19...	144	38	38	38	36	22000	6.3	1
20...	149	51	51	51	46	20000	6.3	4
21...	505	170	167	167	...	3	3	152	19000	6.1	17	75	4.9	1	...
22...	681	223	219	216	3	3	3	1	181	16500	5.2	35	66	3.9	18	19
23...	243	95	93	93	...	2	2	41	17500	5.6	50	72	3.7	...	7
24...	205	71	69	69	...	2	2	56	15000	5.3	15	66	3.1	...	4
25...	228	82	80	80	...	2	2	37	13000	5.5	40	84	4.0	...	7
26...	78	44	44	44	3	41	87	3.3
27...	58	32	31	31	...	1	1	8	...	5.0	23	67	4.2
28...	53	25	25	23	2	16	21000	6.1	8	61	3.3
29...	78	32	32	32	19	17000	5.2	13	75	3.8
30...	*528	180	173	173	...	7	7	74	19500	6.1	97	102	4.6	1	3
31...	184	61	46	46	...	15	15	43	17500	6.0	18	96	4.2	...	2
32...	238	70	61	61	...	9	7	2	58	16500	5.8	9	63	4.7	4	4
33...	56	23	21	21	...	2	1	1	11	19000	6.5	7	114	4.4
34...	447	149	141	140	1	8	8	68	22000	6.1	70	104	4.4	...	7
35...	115	45	41	41	...	4	4	21	17500	6.3	24	78	3.7	...	3
36...	108	43	42	40	2	1	1	15	14500	4.9	27	60	3.2	...	4
37...	71	23	23	23	15	13500	4.9	8	72	3.8	...	3
38...	67	22	21	21	...	1	1	17	11500	5.0	5	77	3.8	...	3
39...	42	13	13	11	2	10	12000	4.9	3	1
40...	50	16	16	16	11	13500	5.1	4	2
41...	106	30	28	27	1	2	2	23	10500	4.8	5	64	3.2	...	4
42...	113	33	33	32	1	28	11000	5.4	3	6	2
43...	471	145	144	144	...	1	1	128	15000	5.4	16	74	4.1	35	9
44...	58	20	20	20	20	15000	5.1	1
45...	61	22	22	22	19	16500	5.9	3
46...	132	52	52	52	42	14000	4.9	9	74	4.3	4	1
47...	188	56	51	51	...	5	4	1	38	12500	5.4	15	65	3.9	14	9
48...	*346	136	135	129	6	1	1	61	14000	5.3	70	75	3.8	...	11
49...	228	100	100	99	1	40	23000	5.5	56	110	3.4	1	2
50...	**406	114	113	113	...	1	1	92	18000	5.8	20	78	3.5	...	5
51...	**64	17	17	17	16	22000	6.3	1
52...	60	21	21	21	14	19500	5.9	6	72	4.0	...	1
53...	*72	17	17	17	16	16000	6.6	1	1
54...	12	4
55...	174	64	64	64	37	26000	6.0	27	142	3.9	...	1
56...	61	20	20	20	4	15	92	3.7	...	1
83.....	*2825	944	920	917	3	18	18	6	600	23000	5.7	284	110	4.2	...	53
1...	59	18	17	17	...	1	1	16	14500	4.9	2
2...	10	3
3...	470	151	149	149	...	2	2	76	22000	5.1	67	88	3.8	...	15
4...	206	70	70	70	18	24000	4.6	45	86	3.8	...	8
5...	116	33	33	33	30	25000	5.9	3	2
6...	122	35	33	33	...	2	2	32	24000	6.0	3	1
7...	452	151	141	138	3	6	6	4	115	20000	5.9	28	108	4.1	...	5
8...	96	38	37	37	...	1	1	24	21000	5.3	11	78	4.4
9...	83	32	31	31	...	1	1	30	21000	5.5	1
10...	466	155	155	155	119	23000	5.7	25	111	5.0	...	6
11...	105	36	35	35	...	1	1	31	32000	6.1	5	111	5.0
12...	110	28	23	23	...	3	3	2	20	22000	6.1	8	85	4.6	...	5
13...	*21	6	6	6	6	112	4.3
14...	428	164	163	163	...	1	1	64	24000	5.7	78	154	4.4	...	9
15...	81	24	24	24	23	26000	5.8	1	1
84.....	**2154	598	517	509	8	65	64	...	1	16	434	23000	6.0	141	98	4.2	...	36
1...	**840	165	146	145	1	9	8	...	1	10	105	19000	5.8	58	85	4.6	...	17
2...	493	175	128	128	...	47	47	149	26000	6.3	16	103	4.8	...	3
3...	339	107	97	92	5	5	5	5	67	16000	5.7	37	128	3.8	...	9
4...	**482	151	146	144	2	4	4	1	113	25000	5.8	30	79	3.9	...	7
85.....	1923	624	594	585	9	28	27	1	...	2	422	14000	5.2	184	72	3.8	6	65
1...	86	33	32	32	...	1	1	20	18500	5.8	9	73	4.4	...	1
4...	163	53	46	44	2	7	7	40	11000	4.8	13	50	3.3	...	10
9...	208	68	67	65	2	1	1	44	14500	4.6	22	66	4.1	...	8
10...	85	27	27	27	22	16000	5.1	5	...	3.6	...	1
11...	47	22	22	22	2	18	85	3.6	...	1
13...	60	15	14	14	...	1	1	14	14000	5.5	1	1	2
14...	535	166	159	157	2	7	7	130	14000	5.3	32	73	4.0	...	15
16...	4	2
17...	321	105	99	96	3	6	6	52	13000	5.2	50	77	3.4	...	19
18...	95	31	30	30	...	1	1	24	13000	5.2	7	59	3.4	...	1
19...	78	23	17	17	...	4	3	1	...	2	15	14500	5.5	6	66	3.5	5	4
20...	241	79	79	79	57	15500	5.4	21	77	4.3	...	3
86-A.....	*7199	2208	1887	1793	94	282	182	100	...	39	723	8500	4.9	1381	41	3.6	44	509
1...	1992	580	579	576	3	1	1	23	10500	4.7	542	37	3.9	5	153
2...	1478	491	481	457	24	8	8	2	130	9500	5.1	336	38	3.4	1	113
3...	271	79	73	69	4	6	4	2	45	8000	4.6	29	43	3.7	2	21
4...	189	58	53	53	5	27	8000	5.1	30	56	3.8	...	9
5...	89	23	20	19	1	3	2	1	9	9500	4.8	14	51	3.2	...	10
6...	31	11	2	2	...	9	4	5	9	4.1	1
7...	193	61	55	51	4	6	6	29	8500	4.9	29	61	3.3
8...	233	69	65	58	7	4	4	43	7000	4.7	23	50	3.2	...	18
9...	167	53	42	37	5	11	11	34	9500	4.7	16	51	3.6	...	7

City Block Characteristics

Table 2.—CHARACTERISTICS OF HOUSING UNITS, BY BLOCKS: 1960—Con.

["Total population" contains no persons in group quarters unless preceded by asterisk; one asterisk (*) denotes less than 10 percent; two asterisks (**), 10 percent or more]

Blocks within census tracts	Total population	All housing units by condition and plumbing									Occupied housing units							
		Total	Sound			Deteriorating			Dilapidated	Owner occupied			Renter occupied			Occupied by non-white	1.01 or more persons per room	
			Total	With all plumbing facilities	Lacking some or all facilities	Total	With all plumbing facilities	Lacking some or all facilities		Total	Average value (dollars)	Average number of rooms	Total	Average contract rent (dollars)	Average number of rooms			
							With flush toilet	No flush toilet										
10...	62	27	23	19	4	4	2	2	16	10000	4.3	8	45	3.1	...	2
11...	*57	15	13	11	2	2	2	2	8	...	5.6	7	49	4.0	...	2
12...	92	28	20	20	...	8	4	4	14	7500	5.1	14	46	3.1	...	5
13...	465	135	97	93	4	38	36	2	54	6500	4.5	67	60	3.7	1	41
14...	191	81	23	19	4	49	3	46	...	9	10	...	4.0	63	39	2.7	30	14
15...	150	48	17	12	5	22	20	2	...	9	14	9000	4.4	32	35	3.0	...	13
16...	405	108	85	81	4	20	14	6	...	3	78	8500	5.1	27	53	3.7	...	24
17...	58	17	14	11	3	3	3	13	6000	4.7	4	3
18...	53	14	7	7	...	6	6	1	9	7000	5.4	5	...	4.6	...	3
19...	108	32	13	7	6	19	14	5	13	...	4.0	16	41	2.9	...	15
20...	76	30	10	8	2	19	5	14	...	1	8	6000	5.4	21	32	3.4	3	2
21...	55	13	2	2	...	3	3	8	3	8	48	3.5	1	4
22...	120	35	17	17	...	13	11	2	...	5	19	7000	4.5	14	49	4.2	...	7
23...	5	2
24...	3
25...	10
26...	197	59	57	54	3	1	1	1	38	7500	4.7	20	46	3.5	1	10
27...	*452	136	109	105	4	27	18	9	73	9000	5.2	54	54	3.0	...	23
86-B...	2088	425	387	374	13	24	17	7	...	14	82	10500	4.8	331	37	4.3	385	215
1...	80	28	4	3	1	10	8	2	...	14	11	6000	4.3	15	39	3.1	14	5
2...	1439	259	258	251	7	1	1	32	12500	4.9	226	34	4.5	256	157
3...	458	105	104	101	3	1	...	1	25	9500	5.0	71	44	4.4	89	46
4...	17	6	6	4	2	3	3	6	2
5...	94	27	15	15	...	12	8	4	11	11500	5.1	16	49	3.6	20	5
87...	*3206	1077	697	555	142	328	192	135	1	52	403	8500	4.8	610	45	3.1	2	238
2...	115	35	34	30	4	1	1	17	9000	5.1	17	52	3.1	...	13
3...	85	22	11	10	1	11	8	2	1	...	15	7000	4.6	6	46	3.7	...	8
4...	98	34	31	31	...	3	3	19	10000	5.0	13	60	3.5	...	5
5...	24	4
6...	198	61	48	43	5	12	10	2	...	1	32	7500	4.6	27	48	3.7	...	11
7...	364	93	40	26	14	26	17	9	...	27	39	7500	4.5	51	40	3.6	...	34
8...	54	18	9	6	3	5	3	2	...	4	3	14	48	3.3	...	6
10...	202	60	41	31	10	13	12	1	...	6	25	7500	5.1	29	44	3.2	...	13
12...	129	56	11	9	2	44	26	18	...	1	12	7000	5.0	38	44	3.0	...	9
13...	104	34	10	10	...	24	14	10	8	10000	5.1	24	43	3.2	...	11
14...	126	39	27	21	6	12	9	3	14	7000	4.5	25	54	3.2	...	9
15...	14	6	4	4	...	2	2	6	40	4.0
17...	81	38	27	16	11	11	2	9	6	...	5.2	29	36	2.9	...	4
19...	209	72	11	10	1	53	20	33	...	8	12	...	4.8	53	51	3.0	2	20
20...	131	42	25	22	3	17	6	11	14	9500	4.6	28	44	3.1	...	14
21...	71	23	23	21	2	10	8500	4.5	12	45	3.6	...	4
22...	*83	20	10	10	...	10	10	16	8000	5.0	4	4
23...	86	35	27	18	9	8	4	4	7	...	4.6	25	37	3.0	...	4
24...	*155	65	45	24	21	20	14	6	16	9000	5.2	44	44	2.6	...	11
25...	120	50	50	41	9	26	11000	4.8	21	42	3.0	...	3
26...	158	63	36	26	10	25	6	19	...	2	15	13000	4.6	40	36	2.9	...	11
27...	140	51	42	36	6	9	8	1	20	9500	4.6	29	50	3.0	...	11
28...	342	122	108	88	20	14	10	4	56	9000	4.6	59	46	2.9	...	21
29...	98	28	18	16	2	7	6	1	...	3	16	9000	4.7	11	48	3.7	...	8
30...	19	6	5	2	3	1	1	3	3	1
88...	2256	788	719	698	21	58	51	6	1	11	475	13500	5.1	274	72	3.8	5	70
1...	444	139	128	124	4	10	10	1	73	11000	4.9	56	79	4.0	...	18
2...	200	58	54	53	1	3	2	...	1	1	41	12000	5.1	17	67	3.9	3	8
3...	675	266	261	255	6	5	5	153	15000	5.2	94	88	3.6	2	15
4...	68	31	31	31	11	21000	5.6	17	67	3.7	...	2
5...	142	49	42	42	...	7	7	41	15500	5.1	7	54	3.7	...	1
6...	6	2
7...	131	37	36	36	...	1	...	1	28	10500	5.4	8	39	3.5	...	4
8...	42	15	7	7	...	8	6	2	8	9000	5.0	6	45	2.7	...	3
9...	37	8	4	4	...	3	3	1	7	7500	5.1	1	2
10...	6	3
11...	505	180	152	142	10	20	17	3	...	8	110	12500	4.9	66	54	3.9	...	17
89...	*3604	1197	1040	974	66	142	106	32	4	15	669	11500	5.1	476	56	3.5	18	175
1...	45	13	9	9	...	4	4	9	10000	5.1	4	1
2...	10	3
3...	347	122	98	92	6	24	17	6	1	...	64	9000	4.8	46	59	3.5	...	16
4...	127	37	29	28	1	8	7	1	25	8500	4.6	12	53	3.0	...	10
5...	99	36	33	33	...	3	1	2	27	12000	4.7	9	52	3.2	...	3
6...	17	4
8...	13	4
9...	321	110	87	78	9	15	12	3	...	8	64	8500	4.8	41	44	3.6	10	21
10...	96	39	39	39	13	13500	5.1	25	72	4.3	...	2
11...	55	22	21	20	1	1	1	15	11500	5.1	6	70	3.8	...	1
12...	1334	481	476	467	9	5	1	1	3	...	300	14500	5.4	159	67	3.9	7	43
13...	69	18	13	13	...	5	5	16	8000	5.6	2	3
14...	5	4	4	4	...	1	1	4	1
15...	39	11	7	7	...	2	1	1	...	2	7	7500	4.0	4	3
16...	26	7	2	2	...	5	5	5	7500	4.4	2	2
17...	20	9	6	5	1	2	2	1	7	8000	5.6	2
18...	58	15	10	10	...	5	5	8	8000	5.1	6	49	2.8	1	7
19...	34	11	10	6	4	1	1	5	7500	4.6	6	37	2.3	...	2
20...	36	11	6	6	...	2	2	3	2	9	50	3.0	...	4

Table 2.—CHARACTERISTICS OF HOUSING UNITS, BY BLOCKS: 1960—Con.

["Total population" contains no persons in group quarters unless preceded by asterisk; one asterisk (*) denotes less than 10 percent; two asterisks (**), 10 percent or more]

Blocks within census tracts	Total population	All housing units by condition and plumbing								Occupied housing units								
		Total	Sound			Deteriorating			Dilapidated	Owner occupied			Renter occupied			Occupied by non-white	1.01 or more persons per room	
			Total	With all plumbing facilities	Lacking some or all facilities	Total	With all plumbing facilities	Lacking some or all facilities		Total	Average value (dollars)	Average number of rooms	Total	Average contract rent (dollars)	Average number of rooms			
21...	28	8	5	5	...	3	3	3	5	59	4.0	...	2
22...	59	15	8	8	...	7	6	3	12	46	3.4	...	8
23...	**170	26	24	12	12	2	1	10	...	3.9	15	34	2.4	...	2
24...	152	49	48	30	18	1	13	7000	4.7	36	39	3.0	...	12
25...	107	35	28	25	3	7	6	12	9500	4.7	19	48	3.3	...	9
26...	48	15	13	13	...	2	2	10	8500	4.7	5	57	4.2	...	2
27...	16	7	1	1	...	6	6	2	3	2
28...	206	68	41	40	1	26	15	29	10000	4.7	36	46	3.3	...	14
29...	38	13	13	13	7	15000	5.3	6	63	3.7	...	2
30...	19	3
90.....	1663	541	408	308	100	132	66	63	3	1	214	10500	4.9	298	43	3.1	...	132
1...	194	59	30	25	5	29	15	14	14	8000	5.4	39	46	2.9	...	19
2...	77	30	13	10	3	17	5	12	2	26	35	2.8	...	8
3...	196	62	53	42	11	9	8	1	35	8500	4.9	27	48	3.0	...	11
4...	616	210	170	133	37	40	24	15	1	...	97	12500	5.0	102	44	3.1	...	42
5...	397	121	97	60	37	24	4	18	2	...	39	6500	4.7	75	39	3.1	...	40
7...	154	50	36	29	7	13	10	3	18	7000	4.2	29	47	3.7	...	11
8...	29	9	9	9	9	15000	5.7	1
91.....	*4136	1314	615	365	250	553	227	325	1	146	227	8000	4.4	930	41	2.9	2	450
5...	308	83	63	40	23	20	6	14	23	7000	4.7	50	45	3.2	...	35
6...	215	90	84	48	36	6	2	4	15	7500	4.3	59	35	2.7	1	19
10...	45	10	10	...	10	8	61	2.0	...	7
11...	3	2
13...	121	42	12	7	5	30	3	26	1	37	40	2.8	...	15
14...	507	170	165	86	79	5	...	5	24	8500	4.0	126	45	2.7	...	58
19...	108	37	21	17	4	16	6	10	37	37	3.3	...	7
21...	78	17	15	13	2	2	1	1	14	6500	5.0	3	6
22...	143	52	10	10	...	40	29	11	16	9000	4.1	25	42	3.0	...	14
23...	380	141	63	47	16	77	29	48	...	1	10	16000	3.9	100	39	2.8	...	49
24...	154	33	10	8	2	13	...	13	...	10	6	6500	4.5	26	48	2.8	...	24
25...	12	4
26...	116	45	21	...	12	24	7	17	4	38	38	2.7	...	12
27...	101	37	28	9	19	9	1	8	8	8500	3.9	26	40	2.6	...	13
28...	159	47	31	10	21	14	4	10	...	2	7	...	3.3	36	38	3.1	...	18
29...	*296	102	8	5	3	66	26	40	...	28	12	7500	4.7	78	44	2.9	...	33
30...	101	39	4	4	...	30	20	10	...	5	5	...	5.6	31	35	2.7	...	8
31...	25	10	3	3	...	7	2	5	5	...	4.2	5	...	2.8
32...	133	40	2	2	...	17	8	9	...	21	6	...	5.0	31	54	2.8	...	11
33...	75	22	13	8	5	...	9	4	16	47	2.6	...	11
35...	122	32	21	13	8	...	11	4	26	38	3.1	...	12
36...	114	31	4	...	4	13	9	4	...	14	3	24	37	3.6	...	12
37...	194	45	3	1	2	14	8	6	...	28	9	6000	4.4	33	41	3.3	1	22
38...	35	12	1	1	...	11	2	9	11	43	2.1	...	4
39...	354	104	50	29	21	50	13	37	...	4	24	6500	4.7	70	34	2.9	...	41
40...	237	67	17	16	1	39	29	10	...	11	27	7500	4.8	30	48	3.4	...	18
92.....	1983	589	560	553	7	22	13	3	6	7	451	13000	5.1	126	63	3.6	2	77
1...	791	231	220	220	...	6	6	5	192	14500	5.1	36	70	4.0	1	25
2...	67	19	18	15	3	1	1	16	10500	5.3	3	3
3...	262	81	68	64	4	11	3	3	5	2	51	7500	4.9	26	66	3.2	...	15
4...	198	62	59	59	...	3	3	50	12500	5.2	11	59	3.9	1	7
5...	77	24	23	23	...	1	15	14500	5.7	9	60	3.2	...	1
6...	92	27	27	27	23	11500	5.3	2	3
7...	118	36	36	36	26	12500	5.4	9	66	3.1	...	7
8...	119	31	31	31	24	12500	5.4	7	51	3.0	...	5
9...	65	18	18	18	15	12500	5.3	3	3
10...	81	24	24	24	14	11500	4.7	10	53	3.7	...	5
11...	113	36	36	36	25	13500	4.8	10	63	3.6	...	3
93.....	*5257	1676	1212	1136	76	430	354	76	...	34	719	11000	5.1	872	59	3.4	3	307
1...	64	19	14	13	1	4	4	14	12000	4.6	5	61	3.4	...	2
2...	48	19	19	19	10	10500	4.9	4	1
3...	32	14	11	11	...	3	3	10	9000	4.8	
4...	132	47	43	42	1	4	4	19	10500	4.7	27	59	2.8	...	7
5...	124	37	34	32	2	3	3	22	11000	4.7	13	65	4.2	...	6
6...	45	16	16	15	1	9	11500	4.1	7	55	4.6	...	1
7...	69	27	22	20	2	5	5	15	11500	5.0	11	63	3.4
8...	172	61	46	46	...	14	14	34	12000	4.8	23	65	3.1	...	13
9...	**616	128	76	67	9	46	31	15	...	6	76	10000	4.9	49	43	3.4	...	28
10...	198	60	60	60	49	10000	5.1	10	53	4.2	...	8
11...	200	59	32	31	1	19	12	7	...	8	26	9500	5.0	32	62	3.3	...	15
12...	225	111	110	106	4	1	1	20	...	4.4	87	60	2.5	...	11
14...	91	30	22	19	3	8	4	4	19	12500	5.3	9	47	3.3	...	9
15...	153	53	52	47	5	1	1	22	12500	5.6	30	59	3.2
16...	264	74	70	60	10	4	4	27	10000	4.4	44	52	3.4	...	24
17...	262	85	81	81	...	4	3	1	51	11000	5.1	32	97	3.8	...	4
18...	96	28	24	23	1	4	4	20	11500	5.2	8	71	4.0
19...	294	88	62	62	...	25	16	9	...	1	44	10000	5.7	43	54	3.5	...	12
20...	191	53	41	38	3	12	12	20	11500	5.2	31	61	3.7	...	13
21...	75	30	18	18	...	12	11	1	20	12000	5.8	10	49	2.9	...	1
22...	276	82	21	21	...	61	57	4	20	11500						

Table 2.—CHARACTERISTICS OF HOUSING UNITS, BY BLOCKS: 1960—Con.

["Total population" contains no persons in group quarters unless preceded by asterisk; one asterisk (*) denotes less than 10 percent; two asterisks (**), 10 percent or more]

Blocks within census tracts	Total population	All housing units by condition and plumbing								Occupied housing units								
		Total	Sound			Deteriorating			Dilapidated	Owner occupied			Renter occupied			Occupied by non-white	1.01 or more persons per room	
			Total	With all plumbing facilities	Lacking some or all facilities	Total	With all plumbing facilities	Lacking some or all facilities		Total	Average value (dollars)	Average number of rooms	Total	Average contract rent (dollars)	Average number of rooms			
								With flush toilet										No flush toilet
97.....	*7001	2285	2130	2078	52	153	136	17	...	2	1238	14000	5.3	924	66	3.8	3	256
1...	64	19	18	18	...	1	1	10	12000	5.0	9	52	3.4	...	3
2...	138	50	46	42	4	4	3	1	24	11500	4.8	23	51	3.6	...	4
3...	225	78	74	68	6	4	3	1	31	10500	4.5	44	65	3.8	...	11
4...	243	90	87	81	6	3	2	1	45	12500	4.5	41	56	3.2	...	12
5...	268	85	74	73	1	10	9	1	...	1	36	9500	4.6	44	58	4.0	1	18
6...	217	82	75	73	...	9	9	36	10000	4.7	44	58	3.3	...	10
7...	172	57	52	52	...	4	4	1	34	10000	4.6	23	85	3.5	...	5
8...	74	20	16	16	...	4	4	8	...	4.6	12	80	4.5	...	9
9...	136	45	45	44	1	32	11500	5.3	10	66	3.9	...	2
10...	213	72	44	44	...	28	25	3	45	14500	5.1	26	75	3.5	...	8
11...	141	47	44	44	...	3	3	30	16500	6.0	16	83	4.9	...	1
12...	187	61	50	50	...	11	10	1	40	15000	5.7	20	65	4.0	...	1
13...	117	33	33	31	2	12	...	4.9	20	105	3.8	...	8
14...	140	51	51	51	...	6	6	23	12500	4.7	28	53	3.4	...	7
15...	286	94	88	83	5	6	6	57	13000	5.0	34	57	3.9	...	12
16...	**315	97	90	87	3	7	7	61	13500	5.5	30	60	4.1	...	5
17...	177	69	62	62	...	7	5	2	25	14000	5.5	40	65	3.8	...	4
18...	166	53	50	45	5	3	3	23	14000	5.3	25	60	3.7	...	9
19...	89	27	26	26	...	1	1	21	12500	5.3	4	3
20...	472	164	146	140	6	18	18	79	12500	5.1	72	69	3.8	...	18
21...	236	68	61	60	1	7	5	2	48	16500	6.2	19	65	4.1	...	5
22...	*280	67	66	66	...	1	1	44	18000	6.2	21	68	4.6	...	9
23...	164	43	38	38	...	5	5	23	16500	5.9	20	69	4.6	...	4
24...	141	42	38	35	3	4	4	24	16000	5.4	17	62	3.9	...	8
25...	122	40	39	37	2	1	1	21	13000	5.8	18	74	4.4	...	2
26...	243	74	70	70	...	4	2	2	40	15000	5.9	28	69	4.1	...	8
27...	185	73	73	73	30	15000	5.8	26	70	3.5	...	9
28...	228	69	67	67	...	2	...	2	38	14000	5.7	26	69	4.4	...	8
29...	208	69	68	68	...	1	...	1	37	14000	5.5	29	59	3.9	...	7
31...	202	66	66	66	44	16000	5.4	19	74	3.1	...	5
32...	833	275	270	265	5	5	5	160	14500	5.4	92	70	3.8	2	28
33...	150	49	49	49	23	17000	5.7	24	65	3.6	...	8
34...	169	56	56	54	2	34	13500	5.3	20	64	3.2	...	5
98.....	*3314	951	759	755	4	190	190	2	739	14000	5.2	196	76	3.5	3	123
1...	399	102	100	98	2	2	2	89	14000	5.4	13	102	3.7	1	14
2...	47	13	12	12	...	1	1	12	14000	4.9	1
3...	119	38	38	38	26	12000	5.3	9	57	3.0	...	7
4...	232	78	69	68	1	9	9	63	12000	5.1	12	50	3.3	...	7
5...	105	28	28	27	1	22	12500	5.6	5	...	4.8	...	3
6...	*157	38	33	33	...	5	5	26	13000	5.1	11	139	4.1	...	7
7...	189	46	44	44	...	2	2	38	13500	5.4	8	70	3.5	...	9
8...	70	17	16	16	...	1	1	17	15500	5.5	1	3
11...	272	64	64	64	64	15000	4.9	13
12...	255	68	68	68	66	13000	5.1	2	10
13...	566	164	164	164	134	19500	5.3	28	84	3.5	...	10
14...	123	40	37	37	...	3	3	25	13500	5.3	14	59	3.9	...	3
17...	4
18...	4
19...	11	4	9	11500	4.9
20...	21	9	6	6	...	3	3	27	11000	4.9	12	61	3.2	...	8
21...	128	41	17	17	...	24	24	38	11500	4.8	21	102	2.7	1	11
22...	179	60	15	15	...	45	45
23...	2
24...	211	71	19	19	...	50	50	2	38	13500	5.0	31	62	3.5	...	9
25...	220	67	23	23	...	44	44	40	11000	5.3	27	59	3.7	...	9
99.....	*10813	3311	3261	3253	8	50	48	2	2353	17000	5.7	864	77	4.0	6	203
1...	461	160	157	156	1	3	3	67	14000	5.2	90	70	4.2	3	8
2...	128	44	44	44	30	18500	5.8	12	78	4.4	...	5
3...	411	131	130	130	...	1	1	65	19500	6.0	61	77	4.0	...	10
4...	361	155	152	150	2	3	3	61	16000	5.5	71	99	4.0	...	3
5...	174	45	45	45	37	19000	6.7	8	104	4.3	...	5
6...	85	19	19	19	18	17500	6.7	1	2
7...	190	52	52	52	45	18500	6.8	7	68	3.7	...	4
8...	*156	44	44	44	35	17000	6.6	8	73	4.6	...	1
9...	242	71	71	70	1	53	16500	5.7	17	73	4.4	...	5
10...	1087	296	296	296	270	16500	5.5	24	87	4.4	1	25
12...	73	20	20	20	20	18000	6.0	1
13...	175	47	47	47	44	19000	6.0	3	1
14...	198	63	62	62	...	1	1	55	20000	5.8	8	87	4.4
15...	34	9	9	9	7	...	5.6	2
16...	23	7	7	7	7	20000	6.0
17...	176	60	60	60	54	18500	5.2	4	1
18...	254	63	63	63	58	18500	5.7	4	3
19...	44	13	13	13	12	19000	5.5	1
20...	74	18	18	18	16	18000	6.1	1
21...	35	12	12	12	12	18500	5.8
22...	108	27	27	27	...	1	1	26	17500	6.0	3
23...	305	76	75	75	68	17500	6.2	8				

City Block Characteristics

Table 2.—CHARACTERISTICS OF HOUSING UNITS, BY BLOCKS: 1960—Con.

["Total population" contains no persons in group quarters unless preceded by asterisk: one asterisk (*) denotes less than 10 percent; two asterisks (**), 10 percent or more]

Blocks within census tracts	Total population	All housing units by condition and plumbing								Occupied housing units									
		Total	Sound			Deteriorating			Dilapidated	Owner occupied			Renter occupied			Occupied by non-white	1.01 or more persons per room		
			Total	With all plumbing facilities	Lacking some or all facilities	Total	With all plumbing facilities	Lacking some or all facilities		Total	Average value (dollars)	Average number of rooms	Total	Average contract rent (dollars)	Average number of rooms				
27...	135	31	31	31	29	14000	6.0	1	5	
28...	178	54	54	54	1	15	13500	4.9	38	63	3.7	2	
29...	178	53	51	51	30	18500	6.2	23	62	4.2	4	
30...	119	34	29	29	25	13500	5.5	8	73	4.9	4	
31...	137	40	38	38	27	13000	5.7	10	62	3.4	5	
32...	255	84	82	82	72	13000	5.4	12	68	4.3	1	2	2	
33...	170	58	58	58	43	12500	5.5	13	65	3.8	2	
34...	5	1	
35...	159	50	50	50	36	13500	5.1	14	71	4.4	4	
36...	422	147	146	145	1	95	18000	5.9	45	74	4.1	3	
37...	221	101	100	100	27	25000	4.9	68	82	3.8	2	
38...	146	48	48	48	28	15500	5.5	19	64	3.8	3	
39...	119	46	39	39	21	16000	4.8	23	79	3.3	5	
40...	56	21	20	20	10	20000	6.1	9	56	3.7	1	
41...	35	12	12	12	8	18500	5.9	4	1	
43...	22	14	14	14	3	8	61	3.3	
44...	203	91	91	91	15	26000	4.9	72	86	3.7	3	
45...	288	100	100	100	41	17000	6.2	57	74	3.9	6	
46...	507	145	145	144	1	111	19000	6.0	31	81	4.0	10	
47...	148	38	36	36	32	17000	6.7	4	4	
48...	94	27	25	25	15	16500	6.3	11	78	5.1	2	
49...	49	20	19	19	15	15000	5.6	4	
50...	42	15	15	15	15	16000	5.5	
51...	56	23	23	23	18	16000	5.6	2	
52...	327	94	93	93	86	17500	5.8	6	107	5.5	2	
53...	144	43	43	43	34	17000	5.6	9	86	3.8	
54...	383	115	102	101	1	13	13	85	16000	5.3	28	60	3.6	10	
55...	65	18	18	18	17	15500	4.7	1	4	
56...	95	24	23	23	24	15500	5.1	5	
57...	119	26	26	26	25	15500	5.3	1	6	
58...	160	39	39	39	38	16000	5.1	1	6	
59...	47	10	10	10	10	15500	5.6	1	
60...	134	33	33	33	33	19000	5.5	4	
61...	52	16	16	16	16	26000	5.8	
63...	16	4	
100.....	*6647	2359	2295	2269	26	58	55	3	...	6	1242	20000	5.8	948	90	3.9	2	96	
1...	415	128	127	127	...	1	1	78	19000	5.8	48	129	4.9	8	
2...	203	64	63	63	...	1	1	39	17000	5.4	25	89	3.8	4	
3...	53	20	20	20	14	21000	6.5	3	
4...	131	43	43	43	9	19000	5.6	29	84	4.0	6	
5...	823	294	294	287	7	124	19000	5.8	132	81	3.8	24	
6...	11	6	6	6	1	4	
7...	503	186	173	167	6	13	11	2	...	121	13000	4.9	61	96	3.6	14	
8...	126	43	43	43	18	13000	4.8	23	90	4.8	1	
9...	113	57	45	45	...	12	12	22	11000	4.9	29	68	2.5	2	
10...	1096	471	470	470	1	160	19500	5.8	265	87	3.8	11
11...	100	36	36	36	23	22000	6.7	12	83	3.8	1	
12...	159	79	79	79	15	32000	7.1	54	127	4.3	
13...	93	24	23	23	...	1	1	24	26000	8.2	1	
14...	92	36	34	34	...	2	2	30	19000	6.6	4	1	
15...	73	24	24	24	22	15000	5.5	2	
16...	63	26	26	26	17	19500	6.6	8	70	4.6	
17...	*671	281	270	267	3	6	6	5	137	20000	5.9	111	81	3.6	6
18...	119	36	32	32	...	4	4	31	18000	6.1	3	3	
19...	95	27	27	27	24	25000	6.8	2	1	
20...	68	20	20	20	20	30000	7.4	
21...	367	136	136	136	109	29000	6.1	22	98	3.6	1	
22...	386	143	131	125	6	12	12	86	21000	5.6	53	89	3.8	7	
23...	**876	176	171	167	4	5	4	1	...	116	21000	5.6	57	85	4.1	1	5	5	
25...	11	3	
101.....	4018	1489	1455	1444	11	33	29	4	...	1	855	17500	5.7	559	77	4.0	67
2...	53	28	28	28	6	13000	5.5	12	83	3.3	
3...	65	25	25	25	15	17000	4.9	10	62	3.4	1	
4...	84	36	36	35	1	17	15500	5.7	18	60	3.9	
5...	152	52	52	52	40	15000	5.6	11	69	4.1	2	
6...	139	44	44	44	36	15500	5.8	8	66	4.3	2	
7...	115	36	36	36	26	14000	5.8	10	73	4.9	5	
9...	47	17	15	15	...	2	1	1	...	8	9000	5.6	9	49	3.6	2	
10...	59	20	20	19	1	12	13000	5.8	7	63	3.7	
11...	181	78	66	65	1	12	11	1	...	16	17000	4.9	51	93	3.8	3	
12...	68	20	18	18	...	2	2	13	15000	5.7	7	57	4.4	1	
13...	84	33	33	33	18	16500	5.4	14	70	3.9	2	
14...	251	125	124	122	2	45	20000	5.1	78	75	3.4	3	
15...	105	46	45	42	3	1	1	22	13000	5.2	18	59	2.9	4	
16...	109	42	38	38	...	4	4	22	19000	6.1	17	75	4.1	2	
17...	49	20	19	19	...	1	1	9	26000	6.0	9	60	4.9	1	
18...	34	12	9	9	...	3	1	2	...	5	...	5.4	7	68	4.6	1	
19...	103	41	41	41	22	16500	6.1	17	66	4.4	
20...	96	33	32	32	...	1	1	15	29000	7.0	17	116	4.8	1	
21...	210	81	81	81	35	15500	6.1	41	79	4.1	3	
22...	4	1	
25...	68	26	26	25	1	16	14000	5.3	9	83	4.1	2	
26...	96	34	34	34	22	13500	5.6	11	81	4.3	3	
27...	82	33	33	33	22	16000	5.8	8	58	4.1	1	

Table 2.—CHARACTERISTICS OF HOUSING UNITS, BY BLOCKS: 1960—Con.

["Total population" contains no persons in group quarters unless preceded by asterisk: one asterisk (*) denotes less than 10 percent; two asterisks (**), 10 percent or more]

Blocks within census tracts	Total population	All housing units by condition and plumbing									Occupied housing units								
		Sound					Deteriorating				Dilapidated	Owner occupied			Renter occupied			Occupied by non-white	1.01 or more persons per room
		Total	With all plumbing facilities	Lacking some or all facilities	Total	With all plumbing facilities	Lacking some or all facilities		Total	Average value (dollars)		Average number of rooms	Total	Average contract rent (dollars)	Average number of rooms				
							With flush toilet	No flush toilet											
28...	85	35	35	34	1	19	16500	5.6	16	72	3.9	...	1	
29...	388	136	135	134	1	100	17500	5.5	31	90	4.2	...	6	
31...	250	91	91	91	66	16000	5.3	19	65	3.4	...	5	
32...	785	266	263	263	...	2	...	2	173	20000	6.0	82	85	4.3	...	11	
33...	145	43	41	41	...	2	...	2	32	19500	6.3	10	66	4.0	...	3	
34...	111	35	35	35	23	17000	6.0	11	84	4.5	...	2	
102.....	*9057	3231	3199	3182	17	32	32	2111	20000	5.9	979	86	3.7	1	104	
1...	*114	45	45	45	24	15500	6.0	19	63	3.3	...	2	
2...	421	152	151	151	...	1	1	85	16500	6.0	66	72	3.9	...	7	
3...	155	70	70	70	28	17500	6.2	37	80	3.9	...	3	
4...	190	66	64	64	...	2	2	50	19500	6.3	13	90	4.5	...	1	
5...	255	117	117	117	63	16500	6.0	49	82	3.6	...	1	
6...	53	17	17	17	16	16500	5.6	1	1	1	
7...	220	67	67	67	49	15000	5.6	17	72	4.1	...	5	
8...	79	23	23	23	18	17000	6.9	5	52	4.0	...	2	
9...	154	55	55	55	37	14500	5.4	17	64	3.2	...	2	
10...	128	38	38	38	27	15500	6.0	11	78	3.9	...	1	
11...	20	12	12	10	2	1	8	63	3.6	
12...	13	6	6	6	4	2	
13...	319	143	143	143	50	20000	6.2	58	112	3.9	...	1	
14...	39	17	17	17	5	...	5.4	11	73	3.6	...	1	
15...	98	36	36	34	2	22	15500	5.1	12	79	4.3	...	1	
16...	68	26	26	26	20	16500	5.8	4	
17...	119	36	36	36	31	17000	6.1	4	1	
18...	42	16	16	16	15	18500	5.7	1	
19...	77	27	27	27	23	18500	6.3	2	
20...	119	38	36	35	1	2	2	31	19500	7.0	4	1	
21...	146	43	43	43	38	19500	6.4	5	89	5.8	
22...	59	16	16	16	16	19500	5.7	1	
23...	198	62	62	62	60	17000	5.7	2	4	
24...	148	46	46	46	38	16000	6.3	7	71	3.3	...	3	
25...	156	53	45	45	...	8	8	42	19000	6.0	9	79	4.2	...	2	
26...	59	27	22	22	...	5	5	12	14500	5.9	13	80	3.8	...	1	
27...	81	26	26	26	21	15500	5.6	5	...	3.4	
28...	72	25	21	21	...	4	4	21	15000	5.2	4	
29...	410	148	147	147	...	1	1	117	16500	5.5	25	79	4.0	...	2	
30...	*319	95	95	95	90	20000	5.8	3	6	
31...	385	116	114	114	...	2	2	97	24000	5.9	18	84	4.4	...	4	
32...	145	47	46	46	...	1	1	42	20000	6.7	3	1	
33...	317	100	98	96	2	2	2	94	23000	6.6	6	72	3.7	...	2	
34...	**193	75	74	72	2	1	1	22	22000	6.6	52	74	3.2	
35...	106	37	37	37	28	22000	6.9	4	2	
36...	*51	2	
37...	289	116	115	115	...	1	1	32	26000	6.2	76	100	4.2	...	2	
38...	129	50	48	48	...	2	2	48	21000	5.9	1	
39...	137	56	56	56	30	15000	5.0	22	78	3.7	...	2	
40...	98	33	33	33	33	17000	5.2	
41...	37	12	12	12	11	19000	5.2	
42...	73	20	20	20	15	21000	6.2	5	247	3.8	...	2	
43...	393	172	172	172	49	22000	5.5	117	82	3.3	...	5	
44...	234	94	94	91	3	46	16500	5.4	44	88	2.5	1	4	
45...	40	19	19	19	14	16000	5.6	5	97	4.2	
46...	507	220	220	219	1	89	18500	5.5	109	90	3.5	...	5	
47...	87	30	30	29	1	30	31000	6.4	1	
48...	102	36	36	36	34	38000	6.5	2	
49...	129	47	47	47	28	36000	6.0	18	89	3.7	
50...	155	64	64	64	31	36000	5.7	31	97	4.1	...	2	
51...	383	141	141	141	103	25000	5.6	37	97	4.5	...	4	
52...	146	48	48	48	40	16000	5.4	7	116	3.3	...	2	
53...	**5	
54...	325	84	84	82	2	78	19000	5.7	5	...	4.2	...	9	
55...	116	29	29	29	29	16500	5.8	2	
56...	144	35	35	35	34	15500	5.5	1	6	
103.....	*3777	1064	811	660	151	218	125	80	13	35	520	9000	5.0	488	44	3.5	1	255	
1...	92	29	10	7	3	13	7	5	1	6	9	5000	4.7	18	36	3.8	1	6	
2...	441	135	77	62	15	36	29	6	1	22	60	7000	4.8	65	41	3.2	...	36	
3...	4	
4...	537	164	135	107	28	28	18	10	...	1	64	8500	5.2	90	43	3.2	...	40	
5...	757	200	147	127	20	52	40	10	2	1	123	9000	5.1	67	51	3.7	...	50	
9...	*315	88	68	57	11	19	13	6	...	1	53	9000	4.6	32	47	3.8	...	20	
10...	310	109	74	35	39	32	9	16	7	3	22	8500	4.5	75	33	3.0	...	29	
11...	71	20	20	18	2	8	...	4.6	12	55	3.4	...	5	
12...	64	17	17	16	1	13	10000	5.8	4	2	
13...	17	4	
14...	**199	25	25	25	22	11000	5.5	3	3	
15...	76	23	21	19	2	2	2	16	10000	5.7	5	56	4.4	...	1	
16...	54	13	13	13	9	11500	5.6	4	3	
17...	177	53	53	50	3	37	8500	5.1	16	47	3.5	...	7	
18...	24	8	8	8	7	11500	4.9	1	1	
19...	23	8	8	7	1	2	6	37	4.0	...	2	
20...	46	14	14	14	11	10000	4.9	3	2	
21...	103	32	31	31	...	1	1	18	10000	4.8	13	56	4.1	...	2	
22...	75	22	22	20	2	8	...	5.4	13	58	4.2	...	5	
23...	183	42	13	7	6	29	4	23	2	...	14	4000	5.3	26	38	3.6	...	19	

