

U.S. CENSUS OF HOUSING: 1960

Series HC(3)-309

CITY BLOCKS

Cleveland, Ohio

Prepared under the supervision of
WAYNE F. DAUGHERTY, Chief
Housing Division




U.S. DEPARTMENT OF COMMERCE

Luther H. Hodges, Secretary

BUREAU OF THE CENSUS

Richard M. Scammon, Director (From May 1, 1961)

Robert W. Burgess, Director (To March 3, 1961)





BUREAU OF THE CENSUS

RICHARD M. SCAMMON, *Director* (From May 1, 1961)

ROBERT W. BURGESS, *Director* (To March 3, 1961)

A. ROSS ECKLER, *Deputy Director*
HOWARD C. GRIEVES, *Assistant Director*
CONRAD TABUBER, *Assistant Director*
MORRIS H. HANSEN, *Assistant Director for Statistical Standards*
CHARLES B. LAWRENCE, JR., *Assistant Director for Operations*
WALTER L. KEHRES, *Assistant Director for Administration*
CALVERT L. DEBRICK, *Chief, International Statistical Programs Office*
A. W. VON STRUVE, *Acting Public Information Officer*

Housing Division—

WAYNE F. DAUGHERTY, *Chief*
DANIEL B. RATHBUN, *Assistant Chief*
BEULAH WASHBAUGH, *Special Assistant*
MILTON D. LIBBERMAN, *Chief, Coordination and Research*

Decennial Operations Division—GLEN S. TAYLOR, *Chief*
Electronic Systems Division—ROBERT F. DRURY, *Chief*
Field Division—JEFFERSON D. MCPHER, *Chief*
Geography Division—WILLIAM T. FAY, *Chief*
Population Division—HOWARD G. BRUNSMAN, *Chief*
Statistical Methods Division—JOSEPH STEINBERG, *Chief*

Library of Congress Card Number: A61-9347

SUGGESTED CITATION

U.S. Bureau of the Census. *U.S. Census of Housing: 1960. Vol. III, City Blocks.*
Series HC(3), No. 309.
U.S. Government Printing Office, Washington, D.C., 1961.

For sale by the Superintendent of Documents, U.S. Government Printing Office, Washington 25, D.C.
or any of the Field Offices of the Department of Commerce — Price 50 cents.

Table 1.—CHARACTERISTICS OF HOUSING UNITS, FOR THE CITY: 1960

Subject	Number	Percent	Subject	Number	Percent
All housing units	282,914	100.0	Occupied housing units—Con.		
CONDITION AND PLUMBING			COLOR		
Sound	232,478	82.2	White	202,427	75.0
With all plumbing facilities	221,159	78.2	Nonwhite	67,464	25.0
Lacking some or all facilities	11,319	4.0	PERSONS PER ROOM		
Deteriorating	41,419	14.6	1.00 or less	242,205	89.7
With all plumbing facilities	34,112	12.1	1.01 or more	27,686	10.3
Lacking some or all facilities	7,307	2.6	AVERAGE NUMBER OF ROOMS		
With flush toilet	7,229	2.6	Owner occupied	5.8	...
No flush toilet	78	...	Renter occupied	4.1	...
Dilapidated	9,017	3.2	VALUE AND RENT		
Occupied housing units	269,891	100.0	Average value	14,300	...
TENURE			Average contract rent	69	...
Owner occupied	121,223	44.9			
Renter occupied	148,668	55.1			

NOTE.—On the map for Cleveland approximately 4,930 blocks are identified.

Table 2.—CHARACTERISTICS OF HOUSING UNITS, BY BLOCKS: 1960

["Total population" contains no persons in group quarters unless preceded by asterisk; one asterisk (*) denotes less than 10 percent; two asterisks (**), 10 percent or more]

Blocks within census tracts	Total population	All housing units by condition and plumbing								Occupied housing units									
		Total	Sound			Deteriorating			Dilapidated	Owner occupied			Renter occupied			Occupied by non-white	1.01 or more persons per room		
			Total	With all plumbing facilities	Lacking some or all facilities	Total	With all plumbing facilities	Lacking some or all facilities		Total	Average value (dollars)	Average number of rooms	Total	Average contract rent (dollars)	Average number of rooms				
A-1.....	*7587	3137	2696	2679	17	408	388	20	...	33	1049	21000	6.6	1962	88	4.2	1	68	
1....	*148	51	48	48	...	3	3	46	39000	8.8	2	
2....	61	16	16	16	15	39000	9.5	1	
3....	25	11	11	11	10	39000	10.0	1	
4....	31	15	15	15	13	39000	6.5	
5....	99	35	34	34	...	1	1	34	37000	8.1	1	
6....	98	30	25	25	...	5	5	29	36000	8.7	1	
7....	85	36	31	31	...	5	5	20	37000	9.8	16	69	3.6	
8....	103	43	38	38	...	5	5	10	...	5.0	30	82	4.9	
9....	322	154	144	144	...	10	8	2	26	26000	7.0	124	101	4.1	...	1	
10....	16	24000	7.6	159	116	3.7	1	...	
11....	*288	187	187	187	29	25000	6.6	238	102	3.8	
12....	*493	276	276	276	4	239	97	3.2	...	3	
13....	381	255	108	108	...	146	137	9	...	1	4	97	3	
14....	187	61	59	59	...	2	2	27	17500	6.7	32	107	5.5	...	2	
15....	79	32	30	30	...	2	2	10	24000	8.5	20	99	3.1	
16....	11	5	2	2	...	3	3	5	20000	6.8	
17....	137	76	59	59	...	16	16	1	12	15500	5.6	62	71	3.3	...	1	
18....	153	45	44	44	...	1	1	20	15000	6.3	22	113	5.4	...	3	
19....	185	58	58	58	26	15500	5.9	32	81	5.2	...	5	
20....	*226	75	75	75	39	17500	6.3	34	84	5.1	...	3	
21....	47	20	20	19	1	1	18	146	4.8	
22....	148	64	64	64	29	16000	7.2	33	77	4.0	...	1	
23....	150	57	42	42	...	15	10	5	26	16500	6.6	29	74	4.6	...	2	
24....	58	22	22	21	1	3	19	82	4.9	
25....	201	67	53	52	1	14	14	32	15500	6.2	32	91	5.7	...	3	
26....	218	78	69	69	...	9	9	32	16000	5.9	44	81	5.3	...	2	
27....	264	82	78	78	...	4	4	23	18500	6.0	55	84	5.1	...	6	
28....	240	78	76	76	...	2	2	43	16000	6.3	34	71	4.4	...	3	
29....	*140	46	46	44	2	37	19000	6.6	8	86	5.1	...	2	
30....	221	86	86	86	49	19000	6.3	35	72	5.1	
31....	183	80	74	72	2	6	6	27	20000	6.4	50	71	4.1	...	1	
32....	121	44	44	44	14	18000	5.6	29	76	4.9	...	2	
33....	176	69	64	64	...	5	5	18	20000	6.2	46	86	4.8	...	1	
34....	71	30	26	26	...	4	4	10	13500	6.9	16	76	5.1	...	1	
35....	214	91	91	89	2	41	15000	5.6	45	99	4.9	
36....	204	116	116	116	1	112	78	3.6	...	1	
37....	211	76	76	76	35	16000	5.9	37	78	4.6	...	2	
38....	135	49	40	40	...	8	8	22	11000	5.1	24	71	5.1	...	3	
39....	273	98	96	96	...	2	2	32	14000	5.8	63	62	4.3	...	2	
40....	274	87	82	82	...	5	5	35	13500	6.4	49	70	5.0	...	3	
41....	*279	112	93	85	8	19	19	51	13000	6.2	56	66	3.6	...	3	
42....	343	122	37	37	...	61	61	24	49	13500	6.1	63	70	3.9	...	10	
43....	*304	102	41	41	...	55	51	4	...	6	48	11500	6.3	51	72	4.7	...	2	
A-2.....	*3920	1474	1049	908	141	366	322	44	...	59	373	12000	6.2	1036	65	3.7	6	101	
2....	12	3	7
4....	244	72	66	65	1	6	6	32	11000	5.6	38	52	4.6	
5....	235	88	55	55	...	23	19	4	...	10	16	9500	5.1	65	63	4.2	1	5	
6....	88	70	70	5	65	70	79	1.3	
7....	*269	71	63	62	1	8	8	27	11000	6.0	38	62	5.0	...	10	
8....	*514	148	124	124	...	18	17	1	...	6	51	12000	5.9	90	55	4.7	...	21	
9....	138	57	52	52	...	4	3	1	...	1	12	10500	5.7	44	77	3.4	...	5	

Table 2.—CHARACTERISTICS OF HOUSING UNITS, BY BLOCKS: 1960—Con.

["Total population" contains no persons in group quarters unless preceded by asterisk; one asterisk (*) denotes less than 10 percent; two asterisks (**), 10 percent or more]

Table with columns: Blocks within census tracts, Total population, All housing units by condition and plumbing (Sound, Deteriorating, Dilapidated), Occupied housing units (Owner occupied, Renter occupied), Occupied by non-white, 1.01 or more persons per room.

Table 2.—CHARACTERISTICS OF HOUSING UNITS, BY BLOCKS: 1960—Con.

["Total population" contains no persons in group quarters unless preceded by asterisk: one asterisk (*) denotes less than 10 percent; two asterisks (**), 10 percent or more]

Table with columns for Blocks within census tracts, Total population, All housing units by condition and plumbing (Sound, Deteriorating, Dilapidated), Occupied housing units (Owner occupied, Renter occupied), and 1.01 or more persons per room. The table is organized into sections C-9, O-1, and D-2.

Table 2.—CHARACTERISTICS OF HOUSING UNITS, BY BLOCKS: 1960—Con.

["Total population" contains no persons in group quarters unless preceded by asterisk: one asterisk (*) denotes less than 10 percent; two asterisks (**), 10 percent or more]

Table with 18 columns: Blocks within census tracts, Total population, Total, Sound (Total, With all plumbing facilities, Lacking some or all facilities), Deteriorating (Total, With all plumbing facilities, Lacking some or all facilities (With flush toilet, No flush toilet)), Dilapidated, Owner occupied (Total, Average value (dollars), Average number of rooms), Renter occupied (Total, Average contract rent (dollars), Average number of rooms), Occupied by non-white, 1.01 or more persons per room.

Table 2.—CHARACTERISTICS OF HOUSING UNITS, BY BLOCKS: 1960—Con.

["Total population" contains no persons in group quarters unless preceded by asterisk: one asterisk (*) denotes less than 10 percent; two asterisks (**), 10 percent or more]

Table with 18 columns: Blocks within census tracts, Total population, All housing units by condition and plumbing (Total, Sound, Deteriorating, Dilapidated), Occupied housing units (Owner occupied, Renter occupied), Occupied by non-white, 1.01 or more persons per room.

Table 2.—CHARACTERISTICS OF HOUSING UNITS, BY BLOCKS: 1960—Con.

["Total population" contains no persons in group quarters unless preceded by asterisk: one asterisk (*) denotes less than 10 percent; two asterisks (**), 10 percent or more]

Table with columns for Blocks within census tracts, Total population, All housing units by condition and plumbing (Sound, Deteriorating, Dilapidated), and Occupied housing units (Owner occupied, Renter occupied, Occupied by non-white, 1.01 or more persons per room). Rows are categorized by block type (K-9, L-1, L-2, L-3).

Table 2.—CHARACTERISTICS OF HOUSING UNITS, BY BLOCKS: 1960—Con.

["Total population" contains no persons in group quarters unless preceded by asterisk: one asterisk (*) denotes less than 10 percent; two asterisks (**), 10 percent or more]

Table with columns for 'Blocks within census tracts', 'Total population', 'All housing units by condition and plumbing' (Sound, Deteriorating, Dilapidated), and 'Occupied housing units' (Owner occupied, Renter occupied). Rows list various census tracts and their corresponding statistics.

Table 2.—CHARACTERISTICS OF HOUSING UNITS, BY BLOCKS: 1960—Con.

["Total population" contains no persons in group quarters unless preceded by asterisk; one asterisk (*) denotes less than 10 percent; two asterisks (**), 10 percent or more]

Table with 18 columns: Blocks within census tracts, Total population, All housing units by condition and plumbing (Sound, Deteriorating, Dilapidated), Occupied housing units (Owner occupied, Renter occupied), and 1.01 or more persons per room.

Table 2.—CHARACTERISTICS OF HOUSING UNITS, BY BLOCKS: 1960—Con.

["Total population" contains no persons in group quarters unless preceded by asterisk; one asterisk (*) denotes less than 10 percent; two asterisks (**), 10 percent or more]

Table with columns: Blocks within census tracts, Total population, All housing units by condition and plumbing (Sound, Deteriorating, Dilapidated), Occupied housing units (Owner occupied, Renter occupied), Occu-pied by non-white, I.OI or more persons per room.

Table 2.—CHARACTERISTICS OF HOUSING UNITS, BY BLOCKS: 1960—Con.
["Total population" contains no persons in group quarters unless preceded by asterisk: one asterisk (*) denotes less than 10 percent; two asterisks (**), 10 percent or more]

Table with 17 main columns: Blocks within census tracts, Total population, All housing units by condition and plumbing (Total, Sound, Deteriorating, Dilapidated), Occupied housing units (Owner occupied, Renter occupied). Sub-columns include Total, With all plumbing facilities, Lacking some or all facilities, Average value (dollars), Average number of rooms, etc.

Table 2.—CHARACTERISTICS OF HOUSING UNITS, BY BLOCKS: 1960—Con.

["Total population" contains no persons in group quarters unless preceded by asterisk; one asterisk (*) denotes less than 10 percent; two asterisks (**), 10 percent or more]

Table with columns: Blocks within census tracts, Total population, All housing units by condition and plumbing (Sound, Deteriorating, Dilapidated), Occupied housing units (Owner occupied, Renter occupied), Occupied by non-white, 1.01 or more persons per room.

Table 2.—CHARACTERISTICS OF HOUSING UNITS, BY BLOCKS: 1960—Con.

["Total population" contains no persons in group quarters unless preceded by asterisk; one asterisk (*) denotes less than 10 percent; two asterisks (**), 10 percent or more]

Table with columns for Blocks within census tracts, Total population, All housing units by condition and plumbing (Sound, Deteriorating, Dilapidated), and Occupied housing units (Owner occupied, Renter occupied). Rows list census tracts and their corresponding statistics.

U.S. CENSUS OF HOUSING: 1960

Series HC(3)-310

CITY BLOCKS

Cleveland Heights, Ohio


Prepared under the supervision of
WAYNE F. DAUGHERTY, Chief
Housing Division



U.S. DEPARTMENT OF COMMERCE
Luther H. Hodges, Secretary

BUREAU OF THE CENSUS

Richard M. Scammon, Director (From May 1, 1961)
Robert W. Burgess, Director (To March 3, 1961)





BUREAU OF THE CENSUS

RICHARD M. SCAMMON, *Director* (From May 1, 1961)
ROBERT W. BURGESS, *Director* (To March 3, 1961)

A. ROSS ECKLER, *Deputy Director*
HOWARD C. GRIEVES, *Assistant Director*
CONRAD TARUBER, *Assistant Director*
MORRIS H. HANSEN, *Assistant Director for Statistical Standards*
CHARLES B. LAWRENCE, JR., *Assistant Director for Operations*
WALTER L. KEHRES, *Assistant Director for Administration*
CALVERT L. DEDRICK, *Chief, International Statistical Programs Office*
A. W. VON STRUVE, *Acting Public Information Officer*

Housing Division—

WAYNE F. DAUGHERTY, *Chief*
DANIEL B. RATHBUN, *Assistant Chief*
BRULAH WASHBAUGH, *Special Assistant*
MILTON D. LIEBERMAN, *Chief, Coordination and Research*

Decennial Operations Division—GLEN S. TAYLOR, *Chief*
Electronic Systems Division—ROBERT F. DRURY, *Chief*
Field Division—JEFFERSON D. MCPHKE, *Chief*
Geography Division—WILLIAM T. FAY, *Chief*
Population Division—HOWARD G. BRUNSMAN, *Chief*
Statistical Methods Division—JOSEPH STEINBERG, *Chief*

Library of Congress Card Number: A61-9347

SUGGESTED CITATION

U.S. Bureau of the Census. *U.S. Census of Housing: 1960. Vol. III, City Blocks.*
Series HC(3), No. 310.
U.S. Government Printing Office, Washington, D.C., 1961.

For sale by the Superintendent of Documents, U.S. Government Printing Office, Washington 25, D.C.
or any of the Field Offices of the Department of Commerce — Price 20 cents.

Table 2.—CHARACTERISTICS OF HOUSING UNITS, BY BLOCKS: 1960—Con.

["Total population" contains no persons in group quarters unless preceded by asterisk: one asterisk (*) denotes less than 10 percent; two asterisks (**), 10 percent or more]

Table with columns for housing units by condition and plumbing (Sound, Deteriorating, Dilapidated) and occupied housing units (Owner occupied, Renter occupied). Rows represent census tracts, including CH-5, CH-6, and CH-7, with various demographic and housing characteristics.

Table 2.—CHARACTERISTICS OF HOUSING UNITS, BY BLOCKS: 1960—Con.

["Total population" contains no persons in group quarters unless preceded by asterisk: one asterisk (*) denotes less than 10 percent; two asterisks (**), 10 percent or more]

Blocks within census tracts	Total population	All housing units by condition and plumbing									Occupied housing units							
		Total	Sound			Deteriorating			Dilapidated	Owner occupied			Renter occupied			Occupied by non-white	1.01 or more persons per room	
			Total	With all plumbing facilities	Lacking some or all facilities	Total	With all plumbing facilities	Lacking some or all facilities		Total	Average value (dollars)	Average number of rooms	Total	Average contract rent (dollars)	Average number of rooms			
								With flush toilet										No flush toilet
8...	79	26	24	24	...	2	2	26	21000	6.8
10...	168	50	49	48	1	1	1	46	19000	6.5	4	2
11...	162	46	46	46	42	20000	7.1	3
12...	144	45	45	45	39	18500	6.6	4	1
13...	180	56	56	56	52	19000	6.8	2	2
14...	215	62	62	62	51	20000	6.8	11	110	6.0	...	2
15...	177	55	55	55	52	18500	6.8	3
16...	135	49	44	44	...	5	5	44	19500	6.4	4
17...	69	27	27	27	25	19500	6.7	2
18...	118	34	34	34	31	28000	8.3	2	1
20...	33	10	10	10	10	42000	10.3

U.S. CENSUS OF HOUSING: 1960

Series HC(3)-311

CITY BLOCKS

Columbus, Ohio

Prepared under the supervision of
WAYNE F. DAUGHERTY, Chief
Housing Division




U.S. DEPARTMENT OF COMMERCE

Luther H. Hodges, *Secretary*

BUREAU OF THE CENSUS

Richard M. Scammon, *Director (From May 1, 1961)*

Robert W. Burgess, *Director (To March 3, 1961)*





BUREAU OF THE CENSUS

RICHARD M. SCAMMON, *Director* (From May 1, 1961)

ROBERT W. BURGESS, *Director* (To March 3, 1961)

A. ROSS ECKLER, *Deputy Director*
HOWARD C. GRIEVES, *Assistant Director*
CONRAD TAEUBER, *Assistant Director*
MORRIS H. HANSEN, *Assistant Director for Statistical Standards*
CHARLES B. LAWRENCE, JR., *Assistant Director for Operations*
WALTER L. KEHRES, *Assistant Director for Administration*
CALVERT L. DEDRICK, *Chief, International Statistical Programs Office*
A. W. VON STRUVE, *Acting Public Information Officer*

Housing Division—

WAYNE F. DAUGHERTY, *Chief*
DANIEL B. RATHBUN, *Assistant Chief*
BEULAH WASHBAUGH, *Special Assistant*
MILTON D. LIBBERMAN, *Chief, Coordination and Research*

Decennial Operations Division—GLENN S. TAYLOR, *Chief*
Electronic Systems Division—ROBERT F. DRURY, *Chief*
Field Division—JEFFERSON D. MCPHICK, *Chief*
Geography Division—WILLIAM T. FAY, *Chief*
Population Division—HOWARD G. BRUNSMAN, *Chief*
Statistical Methods Division—JOSEPH STRINBERG, *Chief*

Library of Congress Card Number: A61-9347

SUGGESTED CITATION

U.S. Bureau of the Census. *U.S. Census of Housing: 1960. Vol. III, City Blocks.*
Series HC(3), No. 311.
U.S. Government Printing Office, Washington, D.C., 1961.

For sale by the Superintendent of Documents, U.S. Government Printing Office, Washington 25, D.C.
or any of the Field Offices of the Department of Commerce—Price 45 cents.

Columbus, Ohio

Table 2.—CHARACTERISTICS OF HOUSING UNITS, BY BLOCKS; 1960—Con.

["Total population" contains no persons in group quarters unless preceded by asterisk: one asterisk (*) denotes less than 10 percent; two asterisks (**), 10 percent or more]

Table with columns for Block, Total population, and housing characteristics categorized by condition (Sound, Deteriorating, Dilapidated) and occupancy (Owner occupied, Renter occupied). Includes metrics like average value, number of rooms, and occupancy by non-white.

Columbus, Ohio

Table 2.—CHARACTERISTICS OF HOUSING UNITS, BY BLOCKS: 1960—Con.

["Total population" contains no persons in group quarters unless preceded by asterisk: one asterisk (*) denotes less than 10 percent; two asterisks (**), 10 percent or more]

Table with columns: Blocks within census tracts, Total population, All housing units by condition and plumbing (Sound, Deteriorating, Dilapidated), Occupied housing units (Owner occupied, Renter occupied), Occupied by non-white, and 1.01 or more persons per room. Rows are categorized by block numbers (7-1 and 7-2).

City Block Characteristics

Table 2.—CHARACTERISTICS OF HOUSING UNITS, BY BLOCKS: 1960—Con.

["Total population" contains no persons in group quarters unless preceded by asterisk; one asterisk (*) denotes less than 10 percent; two asterisks (**), 10 percent or more]

Table with columns for Blocks within census tracts, Total population, All housing units by condition and plumbing (Sound, Deteriorating, Dilapidated), and Occupied housing units (Owner occupied, Renter occupied). It includes various metrics like Total, Average value, Average number of rooms, and Occupied by non-white.

City Block Characteristics

Table 2.—CHARACTERISTICS OF HOUSING UNITS, BY BLOCKS: 1960—Con.

["Total population" contains no persons in group quarters unless preceded by asterisk; one asterisk (*) denotes less than 10 percent; two asterisks (**), 10 percent or more]

Blocks within census tracts	Total population	All housing units by condition and plumbing									Occupied housing units							
		Total	Sound			Deteriorating			Dilapidated	Owner occupied			Renter occupied					
			Total	With all plumbing facilities	Lacking some or all facilities	Total	With all plumbing facilities	Lacking some or all facilities		Total	Average value (dollars)	Average number of rooms	Total	Average contract rent (dollars)	Average number of rooms	Occupied by non-white	1.01 or more persons per room	
																		With flush toilet
19...	180	68	59	51	8	9	9	9	17000	6.4	56	76	3.9	4	2	
20...	*148	68	58	42	16	10	10	15	16000	6.5	49	70	3.3	1	2	
21...	*172	66	48	41	7	17	14	19	14500	7.7	43	58	3.7	1	2	
22...	**207	107	36	20	16	71	47	11	19500	7.5	84	62	2.9	1	3	
23...	**230	78	50	49	1	28	28	15	13500	7.2	51	70	4.4	...	5	
24...	181	67	36	34	2	30	24	15	11000	6.9	47	76	4.1	4	5	
25...	**160	55	30	23	7	25	17	10	12000	6.8	43	63	4.0	...	6	
26...	275	106	52	48	4	50	48	21	11000	5.9	78	70	3.6	...	12	
27...	*320	133	84	74	10	49	24	32	8000	5.8	86	69	2.9	1	19	
18-2...	*5164	2230	1568	1298	270	428	286	142	...	234	387	11000	6.3	1627	63	3.6	19	183
1...	172	88	7	7	...	34	34	7	...	6.0	68	55	3.5	...	8	
2...	207	86	9	7	2	18	16	2	...	59	11	10500	6.5	65	61	3.4	2	8
3...	155	70	2	2	...	38	23	15	...	30	11	12500	6.8	48	68	3.8	...	5
4...	145	73	21	9	12	50	27	23	...	2	12	...	5.0	53	59	3.4	...	2
5...	180	84	38	36	2	40	33	7	...	6	10	...	6.5	65	78	4.2	...	3
6...	71	29	28	22	6	1	1	3	25	69	4.3	...	1	
7...	100	38	37	34	3	1	1	9	28	75	4.2	...	2	
8...	167	68	68	60	8	12	14500	6.3	50	69	4.3	...	2	
9...	81	23	22	22	...	1	1	15	7000	5.7	6	69	5.0	...	5	
10...	154	72	72	53	19	15	12500	7.3	50	68	3.7	...	3	
11...	154	61	61	53	8	16	12000	7.4	41	70	4.1	...	1	
12...	*100	37	37	28	9	9	23	69	3.3	1	2	
13...	96	40	40	33	7	8	29	99	3.7	...	2	
14...	115	67	50	41	9	17	5	12	...	11	14500	7.4	52	65	3.0	...	1	
15...	160	75	66	64	2	9	7	2	...	12	11000	6.6	59	66	3.5	...	1	
16...	124	61	44	28	16	17	11	6	...	17	11500	6.9	34	57	3.1	...	4	
17...	124	57	57	46	11	7	48	56	3.2	1	8	
18...	157	59	51	45	6	8	8	20	10500	7.0	37	58	4.1	1	8	
19...	194	97	71	47	24	21	14	7	...	10	10000	5.0	73	68	3.2	...	10	
20...	188	108	39	19	20	2	2	67	10	...	92	48	2.8	...	4	
21...	192	98	67	44	23	17	6	11	...	14	5	...	87	55	2.5	...	15	
22...	209	106	95	77	18	11	1	10	13	10500	5.4	87	54	2.9	...	9
23...	73	44	25	23	2	18	7	11	...	1	3	...	38	54	3.7	
24...	82	30	24	24	...	6	4	2	6	...	20	66	4.9	...	5	
25...	247	82	53	45	8	29	20	9	23	8500	5.7	52	62	4.0	...	13
26...	189	70	64	60	4	6	6	15	10000	6.2	47	66	4.5	1	6	
27...	140	70	56	49	7	14	7	7	8	...	68	3.7	1	
28...	122	46	44	42	2	2	2	5	36	65	4.6	...	2	
29...	237	80	48	44	4	30	28	2	...	2	18	9000	6.2	51	60	4.5	...	15
30...	260	84	68	59	9	16	13	3	23	8500	5.3	53	61	4.1	2	12
31...	169	70	61	55	6	9	2	7	10	8500	6.2	56	63	3.7	...	7
32...	164	65	52	46	6	12	6	6	1	9500	5.8	43	68	4.1	11	11
33...	236	92	91	74	17	1	1	23	10500	6.3	54	65	4.3	...	6	
19.....	*6347	2864	2766	2765	1	69	68	1	...	29	547	14000	5.3	2160	82	4.1	41	77
2...	12	4	3
4...	**52	13	8	8	...	4	4	1	5	14500	5.6	7	62	4.6	1	3
6...	97	42	41	41	1	38	105	3.6	...	3	
7...	190	112	102	102	10	4	...	97	86	3.3	8	1	
8...	27	10	10	10	10	72	5.0	
9...	46	23	23	23	1	21	82	4.8	
10...	50	24	24	24	1	22	77	4.7	...	1	
11...	48	24	24	24	24	86	4.7	...	1	
12...	33	24	24	24	2	26	87	4.2	
13...	16	12	12	12	1	10	90	4.7	
14...	94	50	50	50	1	47	81	4.7	
15...	197	86	86	86	4	78	80	4.7	...	1	
16...	182	100	100	100	6	89	80	4.4	
17...	167	84	84	84	3	80	87	4.6	...	1	
18...	177	87	87	86	1	79	79	4.2	...	2	
19...	146	41	29	29	...	3	3	9	13000	5.8	24	80	4.2	14	6	
20...	158	74	74	74	67	86	3.9	
21...	307	129	125	125	...	2	2	2	16	14500	4.8	109	90	4.2	5	
22...	91	49	49	49	41	87	4.3	
23...	42	20	20	20	1	19	76	4.8	
24...	67	42	42	42	41	79	3.8	
25...	277	162	162	162	1	85	85	4.0	
26...	132	63	63	63	10	17000	4.8	142	77	4.4	
27...	81	35	35	35	9	16000	6.0	23	78	4.1	
28...	67	23	23	23	14	14000	5.8	9	78	4.3	...	2	
29...	74	29	26	26	...	3	3	11	13000	5.2	16	88	4.0	
30...	53	17	16	16	...	1	1	12	13500	4.9	5	80	4.8	...	1	
31...	55	21	21	21	14	13500	5.0	6	93	4.2	...	2	
32...	39	10	5	5	...	5	5	5	12000	5.6	5	...	5.2	
33...	239	86	84	84	...	2	2	13	10000	5.3	64	82	3.7	...	12	
34...	38	10	10	10	6	11000	6.0	4	1	
35...	4	
36...	26	6	5	5	...	1	1	6	11000	5.2		
37...	10	4	
46...	82	38	37	37	...	1	1	11	15500	5.5	24	76	4.4	
47...	72	23	22	22	...	1	1	18	15500	5.8	5	85	4.6	
48...	95	44	44	44	13	14000	5.5	29	81	4.4	
49...	43	16	16	16	9	12000	5.4	7	78	5.0	...		

Table 2.—CHARACTERISTICS OF HOUSING UNITS, BY BLOCKS: 1960—Con.

["Total population" contains no persons in group quarters unless preceded by asterisk; one asterisk (*) denotes less than 10 percent; two asterisks (**), 10 percent or more]

Total population	All housing units by condition and plumbing									Occupied housing units						1.01 or more persons per room	
	Total	Sound			Deteriorating			Dilapidated	Owner occupied			Renter occupied					
		Total	With all plumbing facilities	Lacking some or all facilities	Total	With all plumbing facilities	Lacking some or all facilities With flush toilet No flush toilet		Total	Average value (dollars)	Average number of rooms	Total	Average contract rent (dollars)	Average number of rooms	Occupied by non-white		
83	31	26	26	...	3	3	...	2	11	14500	4.7	16	79	4.9	...	1	
32	19	19	19	3	11	99	4.0	
259	103	99	99	...	4	4	37	13000	5.2	63	81	4.5	...	5	
247	121	120	120	...	1	1	34	14000	4.4	83	89	4.0	...	3	
188	57	49	49	...	7	7	...	1	34	12000	5.4	20	85	5.1	2	4	
153	41	39	39	...	2	2	30	12000	5.9	11	63	4.9	...	3	
158	67	62	62	...	5	5	19	11500	5.5	43	86	4.6	1	1	
100	35	35	35	5	...	4.4	30	85	4.2	1	4	
45	17	17	17	5	10500	5.2	12	66	5.0	
83	32	30	30	...	2	2	9	10500	5.6	22	63	4.7	...	3	
82	32	32	32	10	11500	5.7	20	88	4.4	...	1	
106	50	49	49	...	1	1	4	37	80	4.2	1	...	
39	39	39	39	5	...	5.2	33	71	4.7	...	1	
37	16	16	16	2	13	71	4.5	
86	39	38	38	...	1	1	13	15500	4.9	25	83	4.4	
55	25	25	25	16	16000	5.2	9	79	4.1	
90	38	38	38	10	16500	4.9	27	72	4.0	...	1	
5	7	7	7	1	
30	7	5	5	...	2	2	4	3	
41	19	14	14	...	5	5	4	15	83	3.9	
42	21	14	14	...	7	7	2	19	71	4.3	
86	60	60	60	60	71	3.5	
13	9	9	9	1	7	63	4.1	
23	13	13	13	13	75	3.9	
22	8	8	8	8	58	5.0	
42	16	16	16	8	13500	5.5	7	83	4.0	
29	17	17	17	16	69	4.0	
9	3	
6	2	
7	2	
5	1	
55	23	23	23	7	13500	5.4	15	75	3.8	
50	20	20	20	6	17000	5.5	14	77	3.4	...	2	
147	123	121	121	...	1	1	...	1	2	105	83	2.4	2	...	
7	4	
*7526	2397	1386	1185	201	901	750	151	...	110	584	9000	6.1	1625	63	4.0	167	442
*161	45	36	36	...	9	7	2	5	...	7.2	38	67	3.8	1	13
210	73	49	46	3	18	18	6	18	9000	6.2	50	62	4.4	...	10
*270	102	33	21	12	55	48	7	...	14	21	9000	5.9	72	59	3.6	...	19
*215	74	29	19	10	39	37	2	...	6	24	8500	6.6	41	58	4.3	1	6
240	71	16	14	2	30	28	2	...	25	24	8000	5.9	42	67	4.0	...	14
175	55	12	11	1	41	34	7	...	2	18	7000	5.9	36	58	4.2	...	9
249	68	26	26	...	42	39	3	14	8000	6.1	50	55	4.9	5	12
224	65	42	36	6	23	21	2	19	8000	5.7	42	63	5.0	3	7
106	33	20	18	2	13	10	3	13	10500	7.4	15	72	4.8	1	9
131	35	24	22	2	11	9	2	12	10000	6.2	21	66	4.8	3	7
153	40	22	22	...	18	18	11	8500	5.5	26	59	5.1	8	8	
108	34	16	16	...	18	18	16	7500	5.5	15	59	4.9	8	4	
216	60	27	27	...	33	33	12	6500	5.9	45	61	3.6	2	21	
176	52	33	32	1	19	19	15	6500	5.8	30	59	4.4	1	13	
*226	57	35	35	...	22	20	2	14	9000	5.4	41	62	4.8	2	14
254	68	32	29	3	36	35	1	18	8000	6.1	47	61	4.1	5	16
137	32	26	25	1	6	5	1	14	8000	5.9	17	64	6.4	1	4
168	57	49	45	4	6	6	13	8500	5.9	41	59	4.4	1	10	
176	84	32	27	5	39	19	20	...	13	19	10500	6.1	62	70	2.7	...	9
166	54	24	20	4	25	25	...	5	17	7000	6.0	32	61	4.3	...	8	
179	60	40	37	3	20	9	11	...	22	9000	6.0	33	59	3.6	1	10	
*228	71	48	43	5	23	13	10	...	17	8500	5.1	48	62	4.0	...	13	
297	81	28	28	...	48	46	2	...	5	12	7000	5.8	63	64	4.3	...	21
159	64	58	39	19	5	5	15	12000	6.9	43	77	3.0	1	8	
184	66	30	22	8	35	27	8	...	1	14	10500	5.8	40	52	3.9	4	11
198	53	21	21	...	30	27	3	...	2	15	9000	6.3	33	61	5.1	19	12
258	73	33	32	1	40	38	2	...	22	9000	6.0	44	58	4.5	15	15	
*179	53	38	33	5	13	13	...	2	18	7000	5.8	33	61	4.5	12	9	
162	42	28	28	...	14	13	1	...	20	7500	5.9	21	55	5.0	16	8	
166	47	24	21	3	22	21	1	...	1	18	7000	5.2	27	50	4.5	16	10
*172	56	34	23	11	22	14	8	...	14	10500	6.1	40	86	3.5	26	8	
58	26	17	15	2	6	5	1	...	3	14	12500	7.1	8	82	4.3	5	1
*343	126	100	71	29	26	17	9	...	18	...	5.3	95	70	3.5	...	26	
*277	92	39	27	12	47	24	23	...	6	5	...	6.8	78	64	3.6	...	28
120	40	29	27	2	7	7	12	14500	8.1	25	63	4.8	5	4	
*199	48	46	38	8	1	1	7	...	6.4	39	66	4.6	2	12	
83	26	20	13	7	3	3	3	21	68	4.8	3	4	
216	83	63	46	17	17	5	12	...	11	13000	7.5	68	59	3.3	...	9	
287	131	107	94	13	19	13	6	...	10	14500	4.9	103	67	3.2	...	20	
*3379	1422	1061	773	288	327	195	132	...	34	132	12500	6.4	1142	61	3.3	16	186
177	68	49	46	3	19	11	8	...	15	13500	7.3	52	65	3.3	...	9	
*274	116	108	68	40	7	5	6	...	19	11000	5.8	92	79	3.0	...	20	
*361	163	151	86	65	10	5	19	11500	5.9	128	61	3.0	...	25	
221	87	11	8	3	73	51	22	...	3	14	9500	6.3	63	65	3.6	...	12
130	40	27	27	...	11	11	4	33	59	4.2	...	8	
76	32	11	11	...	16	13	3	...	6	...	4.7	20	62	3.6	...	3	
*246	121	8	8	...	92	38	54	...	21	13	10500	6.3	91	56	3.0	...	12
241	139	139	138	1	5	...	8.6	128	62	3.6	1	5	
168	64	53	39	14	11	4	7	...	6	...	6.7	53	63	3.5	...	9	

City Block Characteristics

Table 2.—CHARACTERISTICS OF HOUSING UNITS, BY BLOCKS: 1960—Con.

["Total population" contains no persons in group quarters unless preceded by asterisk; one asterisk (*) denotes less than 10 percent; two asterisks (**), 10 percent or more]

Table with columns: Blocks within census tracts, Total population, All housing units by condition and plumbing (Sound, Deteriorating, Dilapidated), Occupied housing units (Owner occupied, Renter occupied), and 101 or more persons per room. Rows include block numbers and population counts from 13 to 40.

Table 2.—CHARACTERISTICS OF HOUSING UNITS, BY BLOCKS: 1960—Con.

["Total population" contains no persons in group quarters unless preceded by asterisk; one asterisk (*) denotes less than 10 percent; two asterisks (**). 10 percent or more]

Table with columns for 'All housing units by condition and plumbing' (Sound, Deteriorating, Dilapidated) and 'Occupied housing units' (Owner occupied, Renter occupied). Rows list census tracts and their characteristics.

City Block Characteristics

Table 2.—CHARACTERISTICS OF HOUSING UNITS, BY BLOCKS: 1960—Con.

["Total population" contains no persons in group quarters unless preceded by asterisk (*); one asterisk (*) denotes less than 10 percent; two asterisks (**), 10 percent or more.]

Blocks within census tracts	Total population	All housing units by condition and plumbing									Occupied housing units							
		Total	Sound			Deteriorating			Dilapidated	Owner occupied			Renter occupied					
			Total	With all plumbing facilities	Lacking some or all facilities	Total	With all plumbing facilities	Lacking some or all facilities With flush toilet		No flush toilet	Total	Average value (dollars)	Average number of rooms	Total	Average contract rent (dollars)	Average number of rooms	Occupied by non-white	1.01 or more persons per room
35...	103	33	33	30	3	14	13500	8.5	19	63	2.8	31	3
36...	**111	32	32	23	9	11	13500	7.8	21	67	4.1	29	3
37...	**132	38	38	30	8	11	18000	8.0	24	72	3.9	29	3
38...	83	34	34	31	3	14	15000	7.0	19	71	3.9	19	3
39...	*477	158	157	157	...	1	1	15	17000	6.7	139	79	4.0	154	11
40...	204	69	59	59	...	5	5	5	27	13500	5.7	40	76	5.0	63	6
42...	38	21	21	21	10	17000	8.2	9	93	5.3	7	1
43...	**162	37	37	37	9	21000	7.9	27	92	3.7	1	1
44...	82	55	55	55	1	49	81	4.2	1	1
26.....	*3999	1225	1085	1074	11	103	98	5	...	37	816	10500	5.0	360	71	4.3	73	160
1...	65	17	17	17	17	10000	4.3	4
2...	61	18	18	18	17	10000	4.1	1	5
3...	52	17	17	17	16	10500	4.3	1	1
4...	59	19	19	19	16	10000	4.3	3
5...	137	40	40	40	35	10000	4.6	4	5
6...	115	33	33	33	29	10000	4.6	4	6
7...	123	36	36	36	31	10500	4.5	5	70	4.2	...	3
8...	112	34	33	33	...	1	1	28	9500	4.1	5	76	4.0	...	7
9...	329	101	101	100	1	56	9500	4.7	41	74	4.1	...	13
10...	111	30	28	28	...	2	2	23	11000	4.7	6	75	3.8	8	6
11...	151	41	41	41	32	10500	5.3	7	69	4.6	3	6
12...	172	51	44	44	...	7	7	40	9500	5.2	11	51	4.9	17	6
13...	183	48	48	48	22	9500	4.7	26	79	4.2	16	10
14...	156	42	35	35	...	7	7	27	9000	5.1	15	122	4.6	2	11
15...	14	4
16...	23	7	7	7	6	16000	6.8	1
17...	71	27	24	23	1	3	3	8	...	5.5	17	115	4.2	...	4
18...	86	35	14	14	...	21	21	10	11500	5.5	20	56	4.3	...	2
19...	*98	25	25	25	20	10000	5.1	4	4	5
20...	96	35	31	31	...	4	4	18	10000	4.6	16	59	4.1	...	1
21...	52	18	17	17	...	1	1	15	10000	4.8	2	1	3
22...	48	34	22	22	...	2	2	10	6	10000	5.7	14	66	2.4	1	1
23...	59	16	16	16	14	9500	5.2	2	2
24...	73	20	11	11	...	8	8	1	15	8500	5.7	5	47	4.4	1	1
25...	53	14	14	14	7	8000	4.6	6	73	4.8	...	5
26...	36	11	10	10	...	1	1	7	9000	6.0	3	2
27...	44	13	10	10	...	3	3	11	9000	4.6	2	2	2
28...	79	22	21	18	3	1	1	10	11500	5.6	11	70	4.9	...	2
29...	111	37	33	33	...	4	4	24	11000	4.7	13	76	5.2	...	2
30...	42	13	13	13	12	10500	4.5	1	1
31...	88	26	26	20	6	6	13000	6.5	20	63	4.1	...	5
33...	5	1
35...	133	39	35	35	...	4	4	18	11000	6.3	20	65	4.9	...	6
36...	47	13	6	6	...	7	6	1	4	8	49	3.9	7	1
37...	17	9	1	1	8	1	8	49	2.4	1	1
38...	145	37	7	7	...	14	10	4	...	16	18	5500	5.6	15	54	4.5	10	10
39...	46	13	10	10	...	3	3	9	8500	6.0	4	1
40...	48	13	9	9	...	3	3	4	9	76	5.2	...	1
41...	60	18	17	17	...	1	1	11	12000	4.5	6	67	3.3	...	4
42...	98	30	30	30	23	11500	4.3	7	71	3.7	...	3
43...	49	17	17	17	16	12000	4.8	1
44...	44	15	15	15	14	12500	5.8	1	1
45...	35	11	11	11	8	11500	6.3	3	1
46...	69	25	25	25	24	12000	4.8	1
47...	56	21	21	21	19	11000	4.3	2	1
48...	21	5	4	4	1	4	1	2
49...	61	19	18	18	...	1	1	19	13000	5.2	2
51...	166	55	50	50	...	5	5	42	12000	5.3	8	55	5.8	...	6
27-1....	3917	1828	1826	1825	1	2	2	15	...	4.0	1553	81	3.8	5	46
1...	20	9	9	9	8	77	3.9
2...	1451	699	698	698	...	1	1	3	582	80	3.6	1	19
3...	1035	383	382	382	...	1	1	8	...	3.8	330	77	3.8	...	14
4...	332	163	163	162	1	138	76	3.7	1	3
5...	176	192	192	192	3	159	75	4.6	1	2
6...	218	85	85	85	73	82	3.3	...	2
7...	108	40	40	40	35	90	4.9
8...	577	257	257	257	1	228	91	3.7	2	6
27-2....	1177	429	412	410	2	17	17	372	18000	5.1	47	100	3.7	...	5
1...	78	45	44	43	1	1	1	12	12000	4.0	31	101	3.1
2...	69	28	28	28	27	11500	4.1	1
3...	83	28	27	27	...	1	1	28	12500	4.4
4...	78	28	27	27	...	1	1	26	12500	4.1	2
5...	107	38	33	33	...	5	5	35	16500	5.0	2	2
6...	42	15	15	15	13	19000	5.4	1
7...	60	21	21	21	19	22000	6.3
8...	107	36	36	36	34	24000	6.0
9...	98	30	30	30	29	23000	6.4	1
10...	89	31	31	31	28	20000	5.5	3	1
11...	104	32	30	30	...	2	2	29	17500	5.1	2
12...	98	35	30	30	...	5	5	33	14500	5.1	2
15...	14	6	6	6	6	33000	6.5
16...	22	9	9	8	1	8	30000	5.9	1
17...	38	11	11	11	11	21000	5.4
18...	39	16	16	16	15	18000	4.8	1

Table 2.—CHARACTERISTICS OF HOUSING UNITS, BY BLOCKS: 1960—Con.

["Total population" contains no persons in group quarters unless preceded by asterisk; one asterisk (*) denotes less than 10 percent; two asterisks (**), 10 percent or more]

Blocks within census tracts	Total population	All housing units by condition and plumbing								Occupied housing units								
		Total	Sound			Deteriorating			Dilapidated	Owner occupied			Renter occupied			Occupied by non-white	1.01 or more persons per room	
			Total	With all plumbing facilities	Lacking some or all facilities	Total	With all plumbing facilities	Lacking some or all facilities		Total	Average value (dollars)	Average number of rooms	Total	Average contract rent (dollars)	Average number of rooms			
								With flush toilet										No flush toilet
19...	51	20	18	18	...	2	2	19	14500	4.6	1
27-3....	*2734	1072	1038	1038	...	33	33	1	296	16500	5.4	691	97	4.1	3	33
1... 27-3....	102	26	26	26	26	15000	5.4	3
2... 27-3....	70	24	20	20	...	4	4	19	17500	5.5	3
3... 27-3....	61	28	25	25	...	2	2	1	21	16500	4.8	6	67	3.0
4... 27-3....	172	91	81	81	...	10	10	17	16000	5.1	59	125	3.9	...	1
5... 27-3....	225	102	93	93	...	9	9	8	...	5.1	87	97	4.3	...	3
6... 27-3....	**168	38	32	32	...	6	6	5	...	5.8	27	97	5.6	...	1
7... 27-3....	88	38	38	38	20	13500	5.2	17	80	3.2	...	3
8... 27-3....	185	86	86	86	9	22000	3.7	71	87	3.8	...	1
9... 27-3....	124	47	46	46	...	1	1	29	15500	5.6	16	97	4.1	...	1
10... 27-3....	105	32	32	32	30	17000	5.8	1
11... 27-3....	222	81	81	81	36	17500	5.8	43	116	4.1
12... 27-3....	232	105	105	105	19	13000	5.0	80	92	4.1
13... 27-3....	321	143	143	143	6	17500	4.7	126	97	4.0	...	6
14... 27-3....	241	77	77	77	30	18000	5.7	47	93	4.0	2	4
15... 27-3....	210	82	82	82	13	14000	5.2	56	90	4.0	1	5
16... 27-3....	120	40	40	40	2	32	92	4.0	...	4
17... 27-3....	88	32	31	31	...	1	1	6	14000	5.8	20	90	4.1	...	1
27-4....	1967	564	563	563	...	1	1	521	31000	6.9	35	112	5.2	...	5
1... 27-4....	106	37	37	37	28	27000	6.1	9	90	4.2
2... 27-4....	70	24	24	24	24	35000	6.8
3... 27-4....	52	19	19	19	19	33000	6.3
4... 27-4....	44	10	10	10	10	34000	8.7
5... 27-4....	33	12	11	11	...	1	1	11	35000	7.4
6... 27-4....	79	16	16	16	16	38000	7.9
7... 27-4....	57	13	13	13	13	29000	7.8
8... 27-4....	85	31	31	31	27	29000	6.1	3
9... 27-4....	92	26	26	26	23	25000	6.1	3
10... 27-4....	85	26	26	26	25	25000	6.2	1
11... 27-4....	52	18	18	18	18	30000	6.4
12... 27-4....	96	25	25	25	25	32000	7.1	1
13... 27-4....	66	17	17	17	17	39000	7.5
14... 27-4....	62	17	17	17	17	39000	7.8
15... 27-4....	82	21	21	21	21	28000	6.6	1
16... 27-4....	83	23	23	23	23	25000	6.8
17... 27-4....	36	12	12	12	12	28000	7.2
18... 27-4....	48	12	12	12	12	33000	7.1
19... 27-4....	86	24	24	24	16	32000	6.8	8	101	5.0
20... 27-4....	41	13	13	13	13	39000	7.6
21... 27-4....	60	19	19	19	17	33000	7.2	1
22... 27-4....	53	17	17	17	17	26000	6.4
23... 27-4....	50	13	13	13	11	29000	6.9
24... 27-4....	134	31	31	31	30	31000	6.8
25... 27-4....	20	7	7	7	6	36000	6.5
26... 27-4....	70	16	16	16	16	33000	7.1	1
27... 27-4....	54	14	14	14	14	34000	6.8
28... 27-4....	29	7	7	7	6	28000	6.3	1	1
29... 27-4....	73	24	24	24	15	35000	7.0	9	109	5.3
30... 27-4....	59	20	20	20	19	37000	7.0	1
27-5....	2593	790	757	757	...	23	20	3	...	10	605	13500	5.1	165	101	4.4	...	59
1... 27-5....	19	9	8	8	...	1	1	9	94	3.9
2... 27-5....	99	31	31	31	12	14500	4.5	19	111	5.0	...	2
3... 27-5....	17	8	8	8	8	100	4.0
4... 27-5....	5	2
5... 27-5....	47	12	12	12	12	14500	5.3	2
6... 27-5....	40	14	14	14	12	12500	4.7	2	1
7... 27-5....	65	20	20	20	20	13000	4.5	1
8... 27-5....	77	27	27	27	21	14000	5.0	4
9... 27-5....	11	1
10... 27-5....	118	36	36	36	22	13000	4.6	14	106	5.0	...	4
11... 27-5....	47	12	11	11	...	1	1	11	12000	5.3	1	1
12... 27-5....	46	15	15	15	12	11500	5.2	1	1
13... 27-5....	52	13	13	13	11	12500	4.9	2	2
14... 27-5....	162	43	43	43	17	12000	4.6	23	91	5.0	...	8
15... 27-5....	101	24	24	24	24	102	5.0	...	3
16... 27-5....	56	16	14	14	...	2	2	15	12000	4.6	1	3
17... 27-5....	111	37	37	37	34	12500	4.4	2	3
18... 27-5....	109	27	26	26	...	1	1	26	15000	5.3	1	2
19... 27-5....	109	30	30	30	28	13500	4.8	2	2
20... 27-5....	117	31	31	31	29	16000	5.8	1	3
21... 27-5....	134	36	36	36	33	15000	5.5	3	2
22... 27-5....	56	17	17	17	15	14500	5.3	1	1
23... 27-5....	47	14	14	14	13	14500	5.1	1
24... 27-5....	31	17	15	15	...	2	...	2	13	12500	5.4	3
25... 27-5....	53	19	15	15	...	4	3	1	18	12500	4.9	1
26... 27-5....	56	22	22	22	21	12000	4.8	1
27... 27-5....	49	19	19	19	18	13000	4.8
28... 27-5....	48	15	14	14	...	1	1	15	13500	5.7	1
29... 27-5....	75	22	21	21	...	1	1	20	13000	5.2	1	1
30... 27-5....	59	16	15	15	...	1	1	16	14000	5.2
31... 27-5....	43	16	15	15	...	1	1	14	14000	4.9	2

City Block Characteristics

Table 2.—CHARACTERISTICS OF HOUSING UNITS, BY BLOCKS: 1960—Con.

["Total population" contains no persons in group quarters unless preceded by asterisk; one asterisk (*) denotes less than 10 percent; two asterisks (**), 10 percent or more]

Table with columns: Blocks within census tracts, Total population, All housing units by condition and plumbing (Sound, Deteriorating, Dilapidated), Occupied housing units (Owner occupied, Renter occupied), and 1.01 or more persons per room. Rows list individual blocks and groups like 27-6 and 27-7.

Table 2.—CHARACTERISTICS OF HOUSING UNITS, BY BLOCKS: 1960—Con.

["Total population" contains no persons in group quarters unless preceded by asterisk; one asterisk (*) denotes less than 10 percent; two asterisks (**), 10 percent or more]

Blocks within census tracts	Total population	All housing units by condition and plumbing									Occupied housing units							
		Sound			Deteriorating			Dilapidated	Owner occupied			Renter occupied			Occupied by non-white	1.01 or more persons per room		
		Total	With all plumbing facilities	Lacking some or all facilities	Total	With all plumbing facilities	Lacking some or all facilities		Total	Average value (dollars)	Average number of rooms	Total	Average contract rent (dollars)	Average number of rooms				
							With flush toilet										No flush toilet	
29...	98	27	27	27	25	16000	5.3	1		
30...	20	6	6	6	6	36000	6.7	5	...
31...	9	4	4	4
32...	21	7	7	7	7	33000	6.1	7	...
33...	38	9	9	9	9	12500	5.6	1	...
34...	46	11	11	11	10	12000	5.8
35...	77	22	20	20	16	13000	5.2	6	75	4.7	...	2
27-8.....	*2812	899	898	897	1	1	1	692	31000	6.4	169	91	4.4	...	22
1....	70	21	21	21	21	19500	5.2	1	...
2....	*33	6	6	6	5	24000	6.6	1	2
3....	70	14	14	14	14	41000	7.9
4....	63	15	15	15	15	26000	6.5	2	...
5....	127	41	41	41	31	26000	6.5	6	87	4.5	...	1
6....	102	47	47	47	2	42	99	4.2
7....	39	20	20	20	20	88	4.8
9....	82	24	23	23	...	1	1	18	34000	6.9	6	...	4.0	...	1
11....	36	19	19	19	2	16	78	4.7
12....	78	43	43	43	3	37	92	4.2
13....	145	42	42	42	30	32000	7.0	11	87	4.7	...	2
14....	39	13	13	12	1	12	34000	6.9
15....	40	11	11	11	11	33000	6.9
16....	63	19	19	19	19	26000	5.8
17....	65	22	22	22	22	26000	5.8	1	...
18....	91	26	26	26	25	26000	6.1	2	...
19....	146	35	35	35	35	27000	6.5	1	...
20....	106	30	30	30	27	35000	6.5	1	2	...
21....	33	9	9	9	8	31000	6.4
22....	53	14	14	14	14	29000	6.2	1	...
23....	56	17	17	17	17	40000	7.1	1	...
24....	47	16	16	16	16	33000	6.1	1	...
25....	50	20	20	20	18	25000	5.5	1
26....	79	22	22	22	21	26000	6.3	1
27....	76	21	21	21	19	29000	6.5	1
28....	48	13	13	13	13	34000	6.8
29....	40	12	12	12	12	38000	7.9
30....	104	44	44	44	28	34000	6.5	15	87	4.1
31....	112	41	41	41	30	33000	5.9	10	90	4.0	...	1
32....	61	20	20	20	20	32000	5.9
33....	61	23	23	23	21	31000	6.1
34....	52	16	16	16	15	35000	7.1
35....	30	9	9	9	9	37000	7.2
36....	13	4	4	4
37....	9	3	3	3
38....	20	7	7	7	6	38000	7.0
39....	43	13	13	13	10	42000	7.6
40....	103	28	28	28	26	39000	7.2	2	...
41....	26	9	9	9	9	35000	6.1
42....	35	9	9	9	9	31000	6.1
43....	98	32	32	32	26	36000	6.3	1	1
44....	103	28	28	28	27	30000	6.2
45....	65	21	21	21	20	34000	6.3
28.....	*7235	2296	1538	1494	44	602	538	63	1	156	826	10000	5.9	1389	62	4.0	2036	330
1....	71	21	14	14	...	5	5	18	10000	4.8	3	21	1
2....	49	14	2	2	...	5	5	5	...	4.8	9	57	4.9	14	3
3....	65	15	6	6	...	6	6	11	11500	5.6	4	15	3
4....	113	39	17	17	...	15	14	9	11500	5.4	28	59	3.9	37	3
5....	11	5	5	5	1	4	5	...
6....	76	21	18	18	...	3	3	19	11000	5.2	2	21	3
7....	*127	34	26	24	2	7	7	28	10000	5.5	6	58	4.7	34	4
11....	92	32	18	18	...	14	14	25	10000	5.1	6	68	4.7	31	4
12....	107	37	11	9	2	26	22	4	26	9000	6.1	11	55	4.3	37	1
18....	9	3
19....	76	24	15	15	...	6	6	19	11000	5.9	4	23	1
20....	94	30	17	17	...	12	10	2	19	12000	6.0	10	65	4.5	29	1
21....	110	35	23	20	3	12	12	21	13000	6.3	14	69	4.2	35	1
22....	72	26	11	11	...	4	4	11	6500	5.6	10	61	5.3	26	1
24....	259	76	39	39	...	29	29	47	9000	6.1	28	60	4.8	75	6
25....	119	41	34	34	...	7	6	1	33	10500	5.7	7	54	5.0	40	2
26....	76	30	11	11	...	19	19	5	12500	5.8	23	56	4.9	28	...
27....	207	71	39	39	...	30	30	35	10000	6.2	35	60	4.6	70	4
28....	79	30	25	25	...	5	5	24	9500	6.5	5	54	4.6	29	1
29....	104	36	12	12	...	23	23	13	10500	5.8	22	58	3.5	34	3
30....	159	57	24	24	...	29	29	24	10000	6.8	31	64	4.2	55	3
31....	65	21	10	10	...	11	11	11	9000	6.2	8	72	4.0	19	3
32....	82	27	17	17	...	8	8	20	9000	6.2	6	...	6.0	25	1
33....	97	35	16	16	...	18	18	17	7500	5.4	17	53	4.3	34	4
38....	120	44	36	36	...	8	8	24	8000	5.7	18	66	4.9	42	3
39....	111	37	17	17	...	11	7	4	22	8000	5.0	14	49	4.1	36	5
43....	*253	85	76	75	1	4	4	5	9500	5.8	71	48	3.8	83	11
44....	100	26	20	20	...	4	2	2	11	13500	7.5	14	78	5.8	25	3
45....	121	39	37	37	...	2	2	22	12500	6.7	17	60	5.1	39	1
46....	238	93	51	48	3	42	15	27	14	11500	7.3	76	65	3.4	89	11
47....	*199	60	46	44	2	7	7	29	11000	6.4	28	65	4.7	49	8
48....	**212	56	54	52	2	2	2	26	11500	7.5	27	64	4.0	51	8

City Block Characteristics

Table 2.—CHARACTERISTICS OF HOUSING UNITS, BY BLOCKS; 1960—Con.

["Total population" contains no persons in group quarters unless preceded by asterisk; one asterisk (*) denotes less than 10 percent; two asterisks (**), 10 percent or more]

Table with columns: Blocks within census tracts, Total population, and All housing units by condition and plumbing (Sound, Deteriorating, Dilapidated). It also includes columns for Occupied housing units (Owner occupied, Renter occupied) and metrics like Average value, Average number of rooms, and Occupied by non-white.

City Block Characteristics

Table 2.—CHARACTERISTICS OF HOUSING UNITS, BY BLOCKS: 1960—Con.

["Total population" contains no persons in group quarters unless preceded by asterisk: one asterisk (*) denotes less than 10 percent; two asterisks (**), 10 percent or more]

Table with columns: Blocks within census tracts, Total population, All housing units by condition and plumbing (Sound, Deteriorating, Dilapidated), and Occupied housing units (Owner occupied, Renter occupied, Occupied by non-white, 1.01 or more persons per room). Rows list census tracts 46 through 38.

City Block Characteristics

Table 2.—CHARACTERISTICS OF HOUSING UNITS, BY BLOCKS: 1960—Con.

["Total population" contains no persons in group quarters unless preceded by asterisk; one asterisk (*) denotes less than 10 percent; two asterisks (**), 10 percent or more]

Table with columns: Blocks within census tracts, Total population, All housing units by condition and plumbing (Sound, Deteriorating, Dilapidated), Occupied housing units (Owner occupied, Renter occupied), Occupied by non-white, 1.01 or more persons per room. Rows list census tracts 27 through 39.

City Block Characteristics

Table 2.—CHARACTERISTICS OF HOUSING UNITS, BY BLOCKS: 1960—Con.

["Total population" contains no persons in group quarters unless preceded by asterisk: one asterisk (*) denotes less than 10 percent; two asterisks (**), 10 percent or more]

Blocks within census tracts	Total population	All housing units by condition and plumbing									Occupied housing units								
		Total	Sound			Deteriorating			Dilapidated	Owner occupied			Renter occupied						
			Total	With all plumbing facilities	Lacking some or all facilities	Total	With all plumbing facilities	Lacking some or all facilities		Total	Average value (dollars)	Average number of rooms	Total	Average contract rent (dollars)	Average number of rooms	Occupied by non-white	1.01 or more persons per room		
																		With flush toilet	No flush toilet
41...	53	18	17	17	...	1	1	17	12500	6.0	1		
42...	94	22	22	22	21	13500	6.0	1		
43...	70	24	24	24	16	14500	6.0	7	83	3.9		
44...	55	17	17	17	15	15500	6.5	1		
45...	67	24	24	24	24	15500	5.2		
46...	67	28	28	28	25	12500	4.5	2		
47...	102	33	33	33	30	13000	4.7	2	1		
48...	122	36	36	36	28	15000	5.2	6	103	4.7	...	1		
49...	107	33	32	32	...	1	1	31	15500	5.4	1	6		
50...	107	39	39	39	30	14000	5.3	8	96	4.4	...	3		
51...	90	33	29	29	...	4	4	29	12500	5.7	3	1		
52...	114	34	28	28	...	6	6	31	14000	5.7	3	3		
53...	99	32	31	31	...	1	1	29	13000	5.3	3	3		
54...	81	30	30	30	29	14500	5.3	1	1		
55...	79	29	29	29	25	13500	5.4	3	2		
56...	81	33	32	32	...	1	1	29	13500	5.6	4		
57...	92	31	31	31	20	13500	5.3	10	80	4.1	...	3		
58...	59	21	20	20	...	1	1	18	11500	4.7	3	1		
59...	99	32	24	23	...	8	8	12	10500	4.9	20	95	3.9	...	5		
60...	63	34	34	34	2	30	80	3.5		
61...	40	12	12	12	12	17500	5.4		
62...	10	5	5	5	3	2		
63...	25	8	8	8	3	5	84	3.6		
64...	205	70	70	70	20	16500	4.7	44	87	4.8	...	8		
65...	189	38	38	38	38	90	5.8	...	10		
50...	*5557	1801	1081	1057	24	531	485	46	...	189	913	9000	5.5	800	63	4.5	56	164	
9...	160	41	8	6	2	31	29	2	...	2	16	8000	6.4	23	63	5.0	5	5	
10...	159	44	5	5	...	31	31	8	17	7500	5.8	26	56	4.8	...	4	
11...	83	26	3	3	...	23	21	2	13	8000	6.0	12	65	4.0	...	3	
12...	7	3	
13...	92	30	12	10	2	18	18	12	8000	5.8	15	65	4.7	...	4	
14...	102	24	18	17	1	6	6	6	9500	6.8	18	64	5.5	...	5	
15...	60	15	11	8	3	4	3	1	4	11	63	4.8	...	3	
17...	92	29	17	17	...	5	3	2	7	13	8500	5.9	13	64	4.2	...	3
18...	120	33	29	29	...	4	4	13	7500	5.4	20	66	4.8	...	5	
19...	97	29	21	21	...	8	6	2	15	9000	5.9	13	61	4.5	...	4	
20...	87	28	21	21	...	7	5	2	14	10500	6.0	13	64	4.3	...	5	
21...	65	22	14	14	...	7	4	3	1	15	11000	6.6	7	61	3.4	...	1
22...	22	8	5	5	...	3	3	4	4	2	
23...	170	53	29	29	...	19	17	2	5	35	10000	5.9	16	67	4.5	...	4
24...	160	47	34	34	...	12	12	1	31	10000	5.7	16	70	5.8	...	3
25...	49	18	12	11	1	6	5	1	11	10500	5.6	6	71	4.3	...	6	
26...	207	62	45	44	1	12	9	3	5	26	7500	5.3	35	59	4.6	...	3
27...	199	52	48	48	...	4	4	22	8000	5.8	29	54	4.8	...	4	
29...	139	41	39	39	...	2	2	24	8500	5.3	15	63	5.3	...	4	
30...	182	57	46	44	2	11	11	35	9000	5.9	20	59	5.0	...	4	
31...	159	64	55	53	2	9	9	27	8000	5.9	32	61	4.7	...	2	
32...	76	19	13	13	...	6	6	9	9000	6.6	10	69	4.7	...	2	
33...	62	22	18	18	...	4	4	10	9000	5.5	11	78	4.4	...	2	
34...	66	24	24	24	11	9000	5.1	11	73	4.2	...	2	
35...	59	21	20	20	...	1	1	11	9500	5.4	10	69	4.5	...	1	
36...	39	12	4	4	...	3	3	5	...	5.4	6	51	4.8	...	1	
38...	50	19	2	2	...	5	5	12	9	9000	5.4	10	50	3.7	...	1
39...	44	15	6	6	...	6	6	3	8	8000	5.6	6	63	4.8	...	1
40...	63	19	12	9	3	2	2	7	8000	4.9	12	54	4.3	...	4	
41...	76	26	25	24	1	1	1	14	8500	5.8	10	63	3.9	...	4	
42...	10	4
43...	21	12	12	12	3	6	76	3.0	
44...	42	25	25	24	1	12	8500	5.3	9	76	3.3	
45...	112	40	37	37	...	2	2	11	10000	5.5	25	80	4.4	...	2	
46...	83	32	31	31	...	1	1	14	10500	5.4	17	80	4.3	
50...	162	58	56	56	...	2	2	45	10500	5.0	9	57	4.3	...	4	
51...	100	34	34	34	26	9500	5.3	6	64	4.3	...	4	
55...	9	3
57...	**62	14	7	6	1	8	7000	5.0	6	54	4.2	...	9	
58...	76	21	8	8	...	9	9	4	11	7500	5.3	10	62	4.6	...	3
59...	28	15	12	12	...	3	3	8	9500	5.1	6	71	3.2	
60...	34	12	2	2	...	8	8	2	7	10500	4.4	3
61...	64	20	7	7	13	7	7500	5.0	12	70	4.0	...	2
62...	17	8	5	5	...	3	3	6	6	10000	4.8	2
63...	20	8	2	2	...	5	5	1	5	10000	6.0	1	2
64...	44	14	13	13	...	1	1	11	9000	4.7	3	
65...	57	18	7	7	...	9	9	2	9	7000	4.9	9	69	4.3	...	1
66...	46	13	1	1	...	6	6	6	7	9000	4.6	6	57	4.2	...	3
67...	48	12	3	3	...	2	1	1	7	4	7	60	4.4	...	4
68...	18	7	4	4	3	6	7000	5.7	1
69...	69	22	3	3	...	3	3	16	10	6500	4.8	10	62	4.8	...	2
70...	33	13	6	6	...	5	5	2	7	6500	5.3	6	65	4.7	...	4
71...	76	23	8	8	...	9	9	6	10	8000	5.2	12	60	4.4	...	8
72...	89	35	2	2	...	25	23	2	8	19	10000	4.8	16	63	4.0	...	1
73...	41	15	11	11	4	8	9000	5.6	6	72	4.3	...	1
74...	49	15	11	11	4	8	8000	5.8	6	67	5.5	...	1
76...	171	62	3	3	...	40	39	1	19	20	8500	6.1	36	53	4.4	...	3
77...	*144	51	5	5	...	45	32	13	1	21	7500	6.0	26	56	3.3	...	3
78...	109	34	4	4	...	23	19	4	7	12	6000	5.8	21	61	4.1	...	6

Table 2.—CHARACTERISTICS OF HOUSING UNITS, BY BLOCKS: 1960—Con.

[*Total population* contains no persons in group quarters unless preceded by asterisk; one asterisk (*) denotes less than 10 percent; two asterisks (**), 10 percent or more]

Table with 18 columns: Blocks within census tracts, Total population, Total, Sound (Total, With all plumbing facilities, Lacking some or all facilities), Deteriorating (Total, With all plumbing facilities, Lacking some or all facilities - With flush toilet, No flush toilet), Dilapidated, Owner occupied (Total, Average value (dollars), Average number of rooms), Renter occupied (Total, Average contract rent (dollars), Average number of rooms), Occupied by non-white, and 1.01 or more persons per room.

Table 2.—CHARACTERISTICS OF HOUSING UNITS, BY BLOCKS: 1960—Con.

["Total population" contains no persons in group quarters unless preceded by asterisk: one asterisk (*) denotes less than 10 percent; two asterisks (**), 10 percent or more]

Table with multiple columns: Blocks within census tracts, Total population, All housing units by condition and plumbing (Sound, Deteriorating, Dilapidated), and Occupied housing units (Owner occupied, Renter occupied). Rows represent individual blocks from 39 to 112.

Table 2.—CHARACTERISTICS OF HOUSING UNITS, BY BLOCKS: 1960—Con.

["Total population" contains no persons in group quarters unless preceded by asterisk; one asterisk (*) denotes less than 10 percent; two asterisks (**), 10 percent or more]

Blocks within census tracts	Total population	All housing units by condition and plumbing								Occupied housing units								
		Sound				Deteriorating				Dilapidated	Owner occupied			Renter occupied				
		Total	Total	With all plumbing facilities	Lacking some or all facilities	Total	With all plumbing facilities	Lacking some or all facilities	Total		Average value (dollars)	Average number of rooms	Total	Average contract (dollars)	Average number of rooms	Occupied by non-white	101 or more persons per room	
94...	56	18	18	18	17	12500	5.9	1
95...	77	26	26	26	11	13000	5.4	13	...	81	4.8
96...	25	10	10	10	10	12500	4.7
97...	67	25	25	25	16	11500	4.6	9	...	78	4.1
98...	62	28	27	27	...	1	1	23	12000	4.7	4
99...	73	24	24	24	13	11000	5.2	10	...	72	4.1
100...	109	28	24	24	...	4	4	21	7500	5.4	7	...	53	6.0	10	...
101...	101	29	26	26	...	3	2	18	9000	6.3	10	...	59	4.9	13	...
102...	143	48	39	34	...	5	4	15	7500	5.1	30	...	58	3.7	4	...
103...	83	25	24	24	...	1	1	8	10500	5.5	16	...	65	5.3	...	2
104...	56	18	16	16	...	2	2	12	9500	6.0	5	...	66	4.0	...	3
105...	64	20	20	20	17	9500	6.0	3	1
106...	72	25	25	25	14	10000	5.2	11	...	68	4.7
107...	86	29	26	26	...	3	3	20	10500	5.0	9	...	74	4.7	...	3
108...	87	28	26	26	...	2	2	21	10000	5.0	6	...	76	4.2	...	3
109...	108	32	31	31	...	1	1	14	9000	6.4	17	...	58	5.4	1	4
110...	73	24	21	21	...	1	1	...	2	14	9000	5.9	9	...	76	5.0	...	1
111...	56	16	16	16	10	11000	6.3	6	...	64	5.3
112...	62	19	16	16	...	3	1	2	...	11	9000	5.8	8	...	69	4.6
113...	74	23	17	17	...	6	6	14	8000	5.6	8	...	67	3.9	1	3
114...	226	70	48	48	...	22	17	5	...	33	9500	5.6	35	...	54	4.4	1	10
57.....	*6441	2268	1765	1668	97	490	435	54	1	13	940	8500	5.6	1225	59	4.2	8	260
1...	113	35	15	15	...	20	19	1	16	6500	5.7	18	55	4.6	...	5
2...	106	38	18	18	...	20	18	1	1	...	23	8500	5.7	15	62	3.4	...	7
3...	211	69	47	47	...	22	22	26	8000	5.9	41	51	4.7	1	7	
4...	293	97	61	57	4	36	25	11	...	34	7000	5.0	60	51	4.0	...	18	
5...	**144	43	27	27	...	16	13	3	...	13	10000	5.8	27	47	4.7	...	5	
6...	93	32	32	31	1	17	6500	5.7	14	55	3.8	...	3	
7...	64	22	19	18	1	3	3	9	9000	5.8	12	51	4.8	...	2	
8...	57	22	18	18	...	4	4	8	7500	5.0	14	54	4.9	
9...	38	11	11	11	9	8000	6.0	2	1	
10...	39	20	16	14	2	4	4	4	13	60	4.2	
11...	109	43	30	29	1	13	13	7	9000	5.9	36	65	3.9	2	3	
12...	70	33	23	21	2	8	8	...	2	7	6500	5.3	24	43	3.5	...	1	
13...	**126	44	32	23	9	12	11	1	...	8	24000	6.6	33	58	4.1	...	3	
14...	*127	30	17	13	4	13	7	6	...	4	23	51	4.1	...	12	
15...	46	14	9	6	3	4	4	...	1	5	5000	5.0	8	43	4.6	...	2	
19...	*128	40	18	18	...	22	22	11	7500	5.7	26	56	3.7	1	10	
20...	203	86	42	42	...	39	17	22	...	11	9000	5.8	68	43	3.6	...	9	
21...	81	32	22	22	...	8	8	...	2	11	8500	5.7	20	67	4.3	...	1	
22...	51	21	21	19	2	9	7500	4.9	10	56	4.8	...	1	
23...	97	32	32	32	15	8000	5.3	17	50	4.4	...	4	
24...	66	24	17	16	1	7	5	2	...	12	9500	5.3	10	70	4.6	...	2	
25...	41	14	9	9	...	5	5	10	7500	5.9	4	1	
26...	55	19	5	5	...	14	14	12	7500	5.2	7	48	4.7	
27...	90	29	19	19	...	10	10	21	8500	5.9	6	70	5.3	...	5	
28...	65	28	14	14	...	14	14	14	8500	5.8	10	75	5.1	
29...	64	21	14	14	...	7	7	14	9000	5.9	7	58	5.3	...	2	
30...	58	18	8	8	...	9	8	1	...	12	7500	5.5	3	2	
31...	23	9	2	2	...	7	7	4	4	
32...	43	10	6	4	2	4	4	4	5	89	5.2	...	2	
33...	60	23	20	18	2	3	3	17	8500	5.4	6	70	3.3	3	...	
34...	90	37	26	26	...	11	8	3	...	19	9500	5.7	16	65	3.9	...	1	
35...	61	21	14	14	...	7	7	15	8000	5.5	4	2	
36...	111	40	24	24	...	16	16	17	9000	6.5	23	71	5.1	...	1	
37...	107	36	27	27	...	9	9	16	9000	5.8	19	64	4.2	...	1	
38...	92	31	13	13	...	18	18	13	6000	5.2	17	48	5.2	...	2	
39...	80	25	11	11	...	14	14	14	6500	5.2	10	58	4.4	...	5	
40...	89	33	33	33	9	8000	4.8	22	62	4.4	...	6	
41...	54	25	25	25	15	7500	5.4	9	59	4.3	...	1	
42...	66	23	15	15	...	7	7	16	7500	5.6	7	69	3.9	...	2	
43...	140	47	25	25	...	22	21	1	...	14	7000	5.0	30	57	4.1	...	11	
44...	81	33	33	33	16	8500	4.9	16	57	4.1	...	3	
45...	*64	23	23	23	10	6000	5.5	12	66	3.6	...	2	
46...	73	24	24	23	1	11	6500	5.1	13	60	4.8	...	3	
47...	108	41	29	29	...	12	12	19	9000	5.1	22	58	4.9	...	2	
48...	44	22	22	20	2	9	9500	4.4	12	53	3.5	...	6	
49...	109	44	44	38	6	11	9000	5.2	28	58	3.6	...	4	
50...	57	17	5	5	...	11	9	2	...	7	7000	5.1	10	53	4.1	...	8	
51...	170	62	62	61	1	14	7500	5.6	43	64	3.6	...	8	
52...	151	51	51	51	19	11000	6.2	29	75	3.5	...	9	
53...	82	29	29	29	11	10000	5.7	16	63	4.1	...	4	
54...	138	47	47	47	18	8000	6.1	29	67	3.8	...	2	
55...	81	33	32	27	5	1	1	15	11000	5.7	17	67	4.1	...	2	
56...	86	31	29	25	4	2	2	14	11000	5.6	16	67	4.1	...	5	
57...	*211	67	47	47	...	20	20	31	8500	5.9	33	74	4.6	...	2	
58...	138	54	54	54	34	9000	5.5	16	75	5.1	...	2	
59...	63	22	22	22	15	9000	5.6	6	49	3.8	
60...	72	24	24	22	2	11	11000	5.4	13	62	5.0	...	5	
61...	119	41	33	28	5	8	8	11	8500	5.9	27	63	4.2	...	2	
62...	134	43	43	40	3	31	9500	5.5	10	65	5.2	
63...	2	1	7
64...	133	45	45	33	12	15	14500	6.5	27	59	3.3	...	5	
65...	148	71	71	53	18	11	9000	5.9	59	60	3.3	...	3	
66...	79	27	27	27	19	11500	6.3	8	66	5.8	

Table 2.—CHARACTERISTICS OF HOUSING UNITS, BY BLOCKS: 1960—Con.

["Total population" contains no persons in group quarters unless preceded by asterisk; one asterisk (*) denotes less than 10 percent; two asterisks (**), 10 percent or more]

Blocks within census tracts	Total population	All housing units by condition and plumbing									Occupied housing units							
		Total	Sound			Deteriorating			Dilapidated	Owner occupied			Renter occupied			Occupied by non-white	1.01 or more persons per room	
			Total	With all plumbing facilities	Lacking some or all facilities	Total	With all plumbing facilities	Lacking some or all facilities		Total	Average value (dollars)	Average number of rooms	Total	Average contract rent (dollars)	Average number of rooms			
							With flush toilet	No flush toilet										
67...	102	27	26	24	2	1	1	11	10000	6.4	15	68	4.8	...	3
68...	129	38	33	31	2	5	5	23	7500	5.4	14	61	4.4	...	6
69...	111	38	37	37	...	1	1	20	8500	5.4	16	58	4.7	...	3
70...	49	14	13	13	...	1	1	7	7500	5.9	7	58	4.4	1	2
71...	56	22	22	22	12	9000	5.0	10	53	4.0	...	2
58.....	*9054	3033	2612	2522	90	371	345	26	...	50	1514	11000	5.9	1416	64	4.6	11	219
1... 1	121	41	37	36	1	4	17	10500	5.6	24	60	4.5	...	3
2... 2	52	15	14	14	1	9	8000	5.7	6	42	4.2	...	4
3... 3	74	22	22	22	11	11500	6.2	11	60	5.2	...	2
4... 4	182	57	57	57	25	10500	6.3	29	66	4.5	...	5
5... 5	164	57	56	56	1	36	11500	6.4	19	69	4.8	...	2
6... 6	161	59	58	58	...	1	1	27	11000	6.1	28	63	5.1	...	4
7... 7	81	38	38	38	20	14000	5.5	16	64	4.5	...	2
8... 8	168	51	45	45	6	21	12000	6.9	28	61	5.1	...	5
9... 9	73	35	32	32	3	13	9500	6.2	21	60	4.3	...	1
10... 10	93	37	37	27	10	2	34	50	4.2	...	2
12... 12	273	116	97	93	4	19	...	19	31	11500	6.3	71	67	3.7	...	8
13... 13	99	49	32	26	6	17	12	5	16	18000	6.6	28	62	3.1	...	5
14... 14	115	40	34	33	1	6	6	13	11500	6.5	25	67	4.2	...	4
15... 15	111	36	34	31	3	2	2	16	10500	5.4	20	60	4.1	...	4
16... 16	145	60	51	43	8	9	9	17	10500	5.8	40	58	3.3	...	4
17... 17	271	79	51	50	1	26	26	2	31	11500	5.9	45	96	4.7	...	11
18... 18	185	56	44	42	2	12	12	31	11000	6.5	25	64	4.4	...	4
19... 19	99	27	22	21	1	5	5	12	7500	5.3	14	68	4.6	...	6
20... 20	99	35	32	32	...	3	3	8	11500	6.0	23	66	5.1	...	2
21... 21	164	55	50	50	...	5	5	43	9000	5.7	11	59	4.9	...	3
22... 22	183	60	51	51	...	9	9	36	10500	6.0	21	60	5.5	...	3
23... 23	138	44	35	35	...	9	9	30	9000	5.7	14	54	5.1	...	4
24... 24	112	37	31	31	...	6	6	18	8000	5.9	19	55	5.2	...	2
25... 25	95	34	32	20	12	2	2	10	16000	6.8	23	70	4.2	...	1
26... 26	99	43	39	39	...	3	3	1	6	7000	5.3	35	65	3.7	2	4
27... 27	116	34	27	25	2	7	7	24	10000	5.8	10	63	4.5	...	5
28... 28	121	36	36	32	4	21	11000	6.2	14	66	4.2	...	4
29... 29	156	51	50	50	...	1	1	24	10000	6.0	24	60	5.2	...	4
30... 30	263	85	85	84	1	58	10500	5.7	23	65	5.4	...	4
31... 31	72	22	22	20	2	5	10500	5.0	16	73	4.8	...	3
32... 32	72	23	23	23	20	14000	5.6	3	1	1
33... 33	3	1
34... 34	*135	40	40	39	1	25	10500	5.9	15	73	4.4	...	5
35... 35	116	33	33	33	21	11000	5.8	11	69	6.2	...	2
36... 36	113	45	45	45	16	10500	5.9	28	56	4.8
37... 37	63	25	25	25	21	12500	5.3	4
38... 38	213	66	30	30	...	34	34	2	38	11000	5.8	28	63	5.1	...	2
39... 39	188	75	25	25	...	49	49	1	46	11000	5.5	28	63	4.3	1	...
40... 40	39	20	17	17	...	1	1	2	1	19	63	4.9
41... 41	107	27	27	27	18	10500	6.1	9	66	4.4	...	3
42... 42	106	35	33	33	...	2	2	28	11000	6.0	7	65	4.3
43... 43	105	35	24	24	...	7	7	4	25	10000	5.7	9	59	5.3	...	2
44... 44	77	18	12	12	...	6	6	12	11000	6.0	6	62	5.7	...	3
45... 45	68	19	19	19	15	10500	5.9	2	3	3
46... 46	150	42	13	13	...	24	24	5	29	10000	5.8	12	70	6.0	...	3
47... 47	152	44	5	5	...	29	29	10	28	9000	5.2	16	53	4.3	...	7
48... 48	93	25	8	7	1	14	14	3	18	10000	6.0	6	63	5.5	...	3
49... 49	138	42	41	41	...	1	1	19	8000	6.1	21	69	4.7	...	3
50... 50	112	35	34	34	...	1	1	16	9500	5.4	18	59	5.2	...	3
51... 51	124	43	42	40	2	1	1	13	10000	5.4	29	59	4.4	...	4
52... 52	63	28	28	17	11	2	21	65	3.1	...	3
53... 53	*106	37	34	32	2	3	3	15	8500	5.9	19	58	3.6	...	3
54... 54	74	20	20	20	11	8500	5.5	8	69	4.8	...	3
55... 55	80	25	25	25	18	10500	5.9	7	77	5.0	...	1
56... 56	68	20	20	20	17	12000	5.9	3	2	2
57... 57	69	23	23	23	13	12000	5.6	9	66	4.8	1	1
58... 58	178	55	52	52	...	2	2	1	35	11500	6.1	20	63	5.3	...	6
59... 59	205	70	70	67	3	44	11500	5.7	25	61	4.4	...	5
60... 60	50	20	20	20	19	12500	5.6	1
61... 61	75	25	24	23	1	1	1	17	15000	5.9	8	64	5.5	...	1
63... 63	73	22	22	22	9	10500	5.8	12	72	6.0	...	1
64... 64	87	32	32	32	18	12500	6.6	13	74	5.6
65... 65	*272	100	97	95	2	3	2	1	31	13000	5.9	62	69	4.5	1	3
66... 66	84	40	36	36	...	4	4	3	32	55	4.6	...	1
67... 67	84	34	34	30	4	13	11000	5.7	21	64	4.5	...	1
68... 68	88	32	32	30	2	16	9000	5.5	15	63	4.5	...	1
69... 69	82	25	25	25	10	9000	5.6	15	69	5.1	...	2
70... 70	168	47	35	35	...	12	11	1	26	11000	6.0	21	62	5.3	...	6
71... 71	150	52	36	36	...	16	16	25	10000	5.6	27	60	4.7	...	1
72... 72	65	22	20	20	...	2	2	15	9500	5.9	7	61	5.3	...	1
73... 73	66	22	22	22	17	8500	5.6	5	57	5.6	...	2
74... 74	58	20	19	19	...	1	1	16	10500	5.9	4	1	1
75... 75	82	25	17	17	...	8	8	13	10500	5.5	11	59	5.2	...	1
76... 76	124	38	36	35	1	1	1	1	21	9500	5.8	16	66	4.9	5	6
77... 77	102	29	25	25	...	4	4	19	11500	5.9	10	68	4.6	...	2
78... 78	90	26	26	24	2	12	10000	6.1	14	60	5.3	...	4
79... 79	99	28	26	26	...	2	2	16	9000	6.1	12	61	4.9	...	4
80... 80	53	12	8	8	...	1	1	10	58	4.6	1	4

City Block Characteristics

Table 2.—CHARACTERISTICS OF HOUSING UNITS, BY BLOCKS: 1960—Con.

["Total population" contains no persons in group quarters unless preceded by asterisk; one asterisk (*) denotes less than 10 percent; two asterisks (**), 10 percent or more]

Blocks within census tracts	Total population	All housing units by condition and plumbing										Occupied housing units							
		Total	Sound			Deteriorating			Dilapidated	Owner occupied			Renter occupied			Occupied by non-white	1.01 or more persons per room		
			Total	With all plumbing facilities	Lacking some or all facilities	Total	With all plumbing facilities	Lacking some or all facilities		Total	Average value (dollars)	Average number of rooms	Total	Average contract rent (dollars)	Average number of rooms				
59.....	*3808	1246	1245	1239	6	1	1	769	13500	5.8	456	72	5.1	...	56	
1...	44	14	14	14	10	13500	5.6	4	1	
2...	62	22	22	22	13	11000	5.8	8	69	5.6	
3...	59	23	23	23	15	11500	5.9	7	75	5.3	
4...	89	36	36	36	14	11000	5.6	19	69	3.6	...	1	
5...	58	20	20	20	12	12000	6.1	7	70	4.9	
6...	84	26	26	25	1	8	...	6.0	18	65	5.4	...	1	
7...	82	28	28	28	10	12000	5.6	18	67	4.9	
8...	75	27	27	26	1	14	8500	5.3	12	72	5.8	...	1	
9...	93	29	29	29	14	12500	5.9	15	73	5.8	...	1	
10...	67	23	23	22	1	13	12000	6.0	10	63	5.4	...	1	
11...	77	29	29	29	15	13000	5.6	12	68	5.4	
12...	96	32	32	32	21	12000	5.8	21	73	5.8	
13...	133	46	46	46	19	16000	5.9	27	72	4.4	...	2	
14...	126	29	29	29	15	15000	5.2	14	77	5.2	...	6	
15...	80	24	24	24	17	13500	5.2	7	71	5.6	...	1	
16...	69	25	25	25	14	13000	6.1	10	68	5.6	...	2	
17...	85	25	25	25	12	10500	5.9	13	71	5.3	...	1	
18...	76	26	26	26	7	...	6.1	19	68	5.7	
19...	72	22	22	22	13	12000	6.7	9	68	5.3	
20...	110	30	30	30	20	12500	6.0	10	75	5.9	...	1	
21...	88	29	29	29	17	13500	6.2	12	74	6.0	
22...	84	26	26	25	1	21	12500	6.1	5	75	6.2	...	1	
23...	99	27	27	27	22	12000	6.0	5	85	5.8	...	1	
24...	**68	23	23	23	11	14000	5.9	11	72	5.6	
26...	58	18	18	18	16	14000	5.6	2	
27...	80	31	31	31	18	12500	5.5	13	83	4.5	...	3	
28...	94	27	27	27	20	14000	5.7	7	84	5.4	...	2	
29...	121	36	36	36	21	14000	5.6	15	72	5.7	...	3	
30...	72	29	29	29	22	11500	6.0	7	65	4.7	...	1	
31...	88	26	26	25	1	18	13000	5.7	8	84	4.5	...	1	
32...	97	30	30	30	15	12500	5.7	15	72	5.6	...	2	
33...	58	21	21	21	9	13000	5.3	12	89	3.7	...	2	
35...	73	20	20	20	8	13000	6.1	12	72	6.1	...	1	
36...	60	20	20	20	16	14000	5.6	4	2	
37...	102	30	30	30	27	15500	5.8	3	2	
38...	71	24	24	24	23	17500	5.9	1	
39...	88	26	26	26	17	17000	5.6	8	78	4.3	...	4	
40...	59	20	20	20	15	14000	5.9	4	2	
41...	63	24	24	24	17	14000	5.7	7	69	5.6	...	2	
42...	51	18	18	18	15	13500	5.8	3	
43...	45	18	18	18	5	13500	5.8	10	75	4.2	...	1	
44...	68	19	19	19	13	11500	5.9	6	73	4.3	...	1	
45...	109	40	40	40	32	12500	5.5	8	69	4.9	
46...	91	30	30	30	30	14500	5.6	1	
47...	103	34	34	34	23	16000	5.5	10	72	4.5	...	1	
48...	60	21	21	21	19	17000	5.5	2	
49...	55	19	19	18	1	17	18000	5.7	
50...	68	24	23	23	...	1	1	17	16000	5.9	6	74	2.8	...	3	
60.....	*4165	1208	1110	1091	19	89	83	6	...	9	525	10500	5.3	664	57	4.4	103	213	
1...	10	5	5	5	2	3	
2...	99	28	28	28	10	11500	5.1	18	66	5.0	...	3	
3...	91	30	30	29	1	16	10000	4.8	14	68	5.4	...	1	
4...	53	20	20	20	10	10000	5.1	10	55	4.8	...	1	
5...	77	21	21	21	18	10500	5.8	3	3	
6...	58	19	19	19	13	10000	5.4	4	1	
7...	41	13	13	13	8	9500	5.4	5	48	5.0	
8...	128	39	28	22	6	7	7	4	5	...	5.6	33	42	4.5	...	3	
9...	48	15	14	14	...	1	1	10	11000	5.5	5	...	5.2	...	2	
10...	58	18	18	18	14	9500	5.4	4	3	
11...	42	15	15	14	1	13	10500	5.0	2	
12...	80	25	25	23	2	14	12000	5.9	2	1	
13...	205	63	63	63	45	12000	4.7	11	66	5.5	...	2	
14...	39	15	15	15	15	11500	5.5	
15...	49	17	13	13	...	4	4	14	10000	5.6	2	1	
16...	33	12	11	11	...	1	1	10	10500	5.0	2	
17...	69	21	15	15	...	6	6	12	10000	5.4	9	70	4.7	...	2	
18...	21	7	4	4	...	3	3	3	4	
19...	76	29	20	20	...	9	7	2	7	8500	5.4	19	79	4.0	...	4	
20...	51	20	13	11	2	7	7	13	9500	5.5	5	75	4.0	...	2	
21...	72	18	15	15	...	3	3	16	10500	5.5	2	4	
22...	52	20	20	20	17	12000	5.5	3	1	
23...	61	22	20	20	...	2	2	11	11500	5.8	10	72	4.7	
24...	168	47	47	47	29	10500	5.3	18	64	4.2	...	8	
25...	49	18	18	16	2	13	10000	5.0	5	70	3.6	
26...	67	16	13	13	...	3	3	14	9500	5.5	2	3	
27...	65	20	16	15	1	4	4	11	10000	5.3	9	58	4.0	...	2	
28...	54	18	18	18	18	10000	5.7	1	
29...	53	18	18	18	15	9500	5.5	3	
30...	65	20	19	19	...	1	1	12	8500	5.						

Columbus, Ohio

Table 2.—CHARACTERISTICS OF HOUSING UNITS, BY BLOCKS: 1960—Con.

["Total population" contains no persons in group quarters unless preceded by asterisk; one asterisk (*) denotes less than 10 percent; two asterisks (**), 10 percent or more]

Table with columns: Blocks within census tracts, Total population, All housing units by condition and plumbing (Total, Sound, Deteriorating, Dilapidated), Occupied housing units (Owner occupied, Renter occupied), Occupied by non-white, 1.01 or more persons per room.

City Block Characteristics

Table 2.—CHARACTERISTICS OF HOUSING UNITS, BY BLOCKS: 1960—Con.

["Total population" contains no persons in group quarters unless preceded by asterisk: one asterisk (*) denotes less than 10 percent; two asterisks (**), 10 percent or more]

Blocks within census tracts	Total population	All housing units by condition and plumbing									Occupied housing units						
		Total	Sound			Deteriorating			Dilapidated	Owner occupied			Renter occupied				
			Total	With all plumbing facilities	Lacking some or all facilities	Total	With all plumbing facilities	Lacking some or all facilities		Total	Average value (dollars)	Average number of rooms	Total	Average contract rent (dollars)	Average number of rooms	Occupied by non-white	1.01 or more persons per room
							With flush toilet	No flush toilet									
23...	36	10	10	10	10	28000	6.1	1	1
25...	4	1
26...	39	12	12	12	12	25000	5.6
27...	61	18	18	18	17	28000	6.0	1
28...	54	19	19	19	16	29000	5.5	1	1
29...	2	1
30...	49	23	23	23	1	16	117	4.3	1	2
31...	7	4
32...	84	27	27	27	25	23000	6.1	2
33...	66	20	20	18	2	15	20000	5.9	4	2
34...	109	35	35	35	33	20000	5.4	2	1
35...	28	7	7	7	6	30000	7.0	1
36...	12	4
37...	14	4
38...	65	20	20	20	20	18500	5.2	1
39...	39	12	12	12	12	19500	5.8
40...	232	85	85	84	1	24	20000	5.0	52	101	4.1	...	4
41...	26	12	12	12	12	96	4.5
42...	*406	158	158	158	145	18500	4.0	13	88	3.9	...	5
43...	253	109	105	104	1	4	4	31	22000	5.0	67	95	4.2	1	1
44...	56	15	15	15	15	23000	5.5	1
46...	4	2
47...	43	10	10	10	10	22000	5.9	1
48...	17	6	6	6	6	18000	5.7
49...	39	12	12	12	12	18000	5.7
50...	120	37	37	37	26	18500	5.7	10	113	4.4	...	1
51...	303	117	117	114	3	36	25000	5.3	64	106	4.5	1	5
52...	148	68	68	67	1	58	16500	4.6	10	92	4.1	...	3
53...	87	36	36	36	35	14500	5.1	1	1
54...	89	30	30	29	1	26	14000	5.0	2	3
68-3....	**514	102	102	6	96	65	15	1.4	1	4
1....	**514	102	102	6	96	65	15	1.4	1	4
69-2....	1194	333	319	317	2	5	5	9	267	17000	5.5	41	92	5.6	24
1....	66	16	11	10	1	2	2	3	10	17500	6.5	5	79	5.4	3
2....	308	101	97	97	...	2	2	2	77	20000	5.7	6	90	7.2	2
3....	46	16	13	12	1	3	14	24000	5.8	2	1
4....	81	22	22	22	21	15500	5.0	1	2
5....	2	1
8....	117	30	30	30	30	16000	5.3	3
9....	76	19	19	19	18	15500	5.3	1
11....	9	2
16....	269	68	68	68	47	13500	5.4	17	94	5.2	...	9
17....	144	39	39	39	31	14000	5.1	7	95	5.4	...	2
18....	47	12	12	12	11	16000	5.7
19....	29	7	7	7	6	15000	5.7	1	1
74-1....	*856	264	150	142	8	105	49	10	46	9	151	13000	5.4	91	67	4.4	37
1....	58	15	1	...	1	14	6	...	8	...	10	4000	4.5	5	58	3.6	3
2....	15	4
3....	3	1
4....	6	2
5....	11	3
6....	3	2
7....	4	1
8....	8	2
9....	14	4
10....	4	1
11....	4	1
12....	3	1
13....	4	1
14....	38	9	1	6	3	2	1	2	7	6000	5.3	1	1
15....	9	2	...	1	...	8	5	1	2	1	9	7000	5.2	3	2
17....	39	12	3	...	3
18....	11	3
19....	16	4
20....	17	4
21....	33	9	4	4	...	4	2	...	2	1	7	7000	5.0	2	2
22....	20	5	3	2	1	2	2	3	2
23....	12	4
24....	18	7	3	3	...	3	1	1	1	1	6	10500	5.2	1	1
25....	23	8	2	1	1	5	1	...	4	1	5	5500	4.6	3	2
26....	9	3
27....	30	8	5	4	1	3	1	...	2	...	5	...	5.2	3	3
28....	11	4
29....	12	4
30....	8	2
31....	3	1
32....	20	6	1	...	1	4	2	1	1	1	4	1	1
33....	10	2
34....	8	2
36....	10	2
37....	5	1
41....	15	3
48....	102	39	38	38	...	1	1	28	72	3.9	...	6

Columbus, Ohio

Table 2.—CHARACTERISTICS OF HOUSING UNITS, BY BLOCKS: 1960—Con.

["Total population" contains no persons in group quarters unless preceded by asterisk; one asterisk (*) denotes less than 10 percent; two asterisks (**), 10 percent or more]

Blocks within census tracts	Total population	All housing units by condition and plumbing									Occupied housing units							
		Total	Sound			Deteriorating			Dilapidated	Owner occupied			Renter occupied			Occupied by non-white	1.01 or more persons per room	
			Total	With all plumbing facilities	Lacking some or all facilities	Total	With all plumbing facilities	Lacking some or all facilities		Total	Average value (dollars)	Average number of rooms	Total	Average contract rent (dollars)	Average number of rooms			
							With flush toilet	No flush toilet										
52...	9	4
53...	4	2
60...	2	1
61...	7	2
62...	17	7	5
63...	2	1
68...	11	2
69...	47	16	13	10	25000	5.5	5	...	4.4	...
70...	63	18	18	9	32000	7.4	9	74	5.2	...
71...	**31	9	8	6	40000	6.8	3
72...	4	2
73...	...	1
74...	13	6	5	3	2
75...	30	11	11	7	32000	6.7	2
75-1...	4673	1291	1230	1221	9	41	31	1	9	20	1178	13500	4.6	83	87	4.4	8	211
1...	66	16	16	16	14	12500	5.4	2	2
2...	45	11	11	11	10	15000	5.2	1	1	2
3...	105	23	23	23	21	13500	5.4	2	3
4...	171	39	39	39	37	12500	5.1	2	6
5...	152	40	40	40	39	13500	5.2	4
6...	121	32	32	32	30	15000	5.0	2	4
7...	128	31	31	31	29	15000	5.5	1	2
8...	66	16	16	16	16	15000	4.9	3
9...	5	4
10...	3	4
11...	4	4
12...	64	14	14	14	14	14500	4.9	4
13...	26	8	8	8	8	15000	5.0
14...	96	22	20	20	...	2	2	21	14500	5.2	1	7
15...	134	34	34	34	31	15500	5.3	2	3
16...	167	42	42	42	39	13500	5.3	1	6
17...	158	39	39	39	38	13000	5.1	1	4
18...	85	24	24	24	23	13000	4.9	3
20...	18	5	5	5	5	12500	4.6
21...	15	4
22...	35	10	10	10	10	14500	4.7
23...	27	11	5	5	...	4	3	...	1	2	4	4
24...	34	9	6	6	...	3	3	7	8500	4.9	1	3
25...	52	17	17	17	13	10500	5.5	1	2
26...	465	176	164	164	...	11	10	...	1	1	162	11000	3.5	14	215	4.3	...	23
27...	71	16	16	16	13	12500	5.3	3	3
28...	114	27	27	27	26	13500	5.2	1	5
29...	476	135	103	94	9	16	8	...	1	7	16	99	11000	5.1	34	58	4.0	4
30...	130	27	25	25	...	2	2	27	13500	5.3	9
31...	97	24	23	23	...	1	1	24	13500	5.2	1
32...	35	8	8	8	8	13500	5.1	2
33...	53	11	11	11	11	13500	5.3	3
34...	105	24	24	24	24	12000	5.6	2
35...	113	28	28	28	28	13500	5.1	2
36...	14	4
37...	47	11	11	11	11	13500	5.1	1
39...	169	35	35	35	34	15000	5.1	1	9
40...	50	12	12	12	12	13500	5.1	2
41...	137	35	35	35	35	14500	4.9	4
42...	112	28	28	28	28	15000	5.0	2
43...	83	18	18	18	17	16000	4.9	1	3
44...	147	54	54	54	54	...	2.7	18
45...	397	136	134	134	...	1	1	1	131	3500	2.8	2	2	44
46...	81	23	22	22	...	1	1	15	17000	5.6	5	...	5.2	1	2
76...	*973	259	43	29	14	65	30	4	31	151	151	6500	5.1	100	34	4.0	191	67
1...	103	30	3	1	2	4	3	...	1	23	13	9000	5.1	17	30	2.9	25	11
2...	24	4
3...	33	8	1	...	1	6	1	...	5	1	5	5000	4.4	2	1	2
4...	42	10	5	4	1	4	3	...	1	1	9	5500	4.4	1	2	5
5...	13	4
6...	56	12	8	6	2	4	4	10	7500	5.0	2	1	2
7...	9	4
8...	5	1
9...	9	2
10...	44	11	6	5	1	4	1	...	2	1	9	7500	5.1	1	1	3
11...	15	4
12...	8	3
13...	11	4
14...	4	1
15...	19	5	4	1
16...	*17	3	1	1	2	3	5	1
17...	97	26	2	1	1	5	2	...	3	19	12	6000	5.2	13	38	4.2	23	7
19...	35	11	1	1	...	3	7	4	5	27	4.0	8	3
20...	20	4
21...	15	4
22...	12	4
23...	20	4
24...	53	12	1	1	11	7	7000	5.6	5	...	4.2	12	4
25...	45	12	2	2	10	6	...	5.7	6	31	3.8	12	3

City Block Characteristics

Table 2.—CHARACTERISTICS OF HOUSING UNITS, BY BLOCKS: 1960—Con.

["Total population" contains no persons in group quarters unless preceded by asterisk: one asterisk (*) denotes less than 10 percent; two asterisks (**), 10 percent or more]

Blocks within census tracts	Total population	All housing units by condition and plumbing									Occupied housing units							
		Sound				Deteriorating				Dilapidated	Owner occupied			Renter occupied			Occupied by non-white	1.01 or more persons per room
		Total	With all plumbing facilities	Lacking some or all facilities	Total	With all plumbing facilities	Lacking some or all facilities	With flush toilet	No flush toilet		Total	Average value (dollars)	Average number of rooms	Total	Average contract rent (dollars)	Average number of rooms		
26...	23	8	3	1	...	2	5	4	3	7	1
27...	3	1
28...	49	16	16	6	4000	4.5	10	26	3.4	16	5
29...	46	12	3	1	...	2	9	7	5000	5.7	4	10	1
30...	28	8	3	3	...	1	1	4	6	7500	5.8	1	7	1
31...	30	7	2	2	5	5	8000	5.6	2	7	2
32...	**27	8	1	1	7	3	5	...	5.0	8	1
34...	40	11	3	2	8	8	6000	5.3	3	11	2
37...	18	5	1	1	...	4	4	3	2	4	...
77-1....	3984	1127	1122	1122	...	3	3	2	845	14000	4.8	168	87	4.3	...	172
1...	329	161	161	161	24	17500	4.6	76	90	4.4	...	2
2...	502	140	137	137	...	1	1	2	123	12000	4.6	13	81	3.9	...	22
3...	276	74	74	74	73	12000	4.6	1	9
4...	130	39	39	39	31	12500	4.7	5	84	5.0	...	6
5...	185	43	43	43	38	13000	5.0	4	11
6...	181	39	39	39	38	13000	4.9	14
7...	168	40	40	40	39	13500	4.6	10
8...	180	42	42	42	41	13500	4.5	1	13
9...	142	32	32	32	32	14000	4.6	10
10...	132	40	40	40	34	14500	4.9	4
11...	101	36	36	36	28	16000	5.0	3
12...	54	18	18	18	12	16000	5.1	2
13...	32	11	11	11	8	17000	5.0	3
14...	63	18	18	18	13	16000	5.0	1	4
15...	110	30	29	29	...	1	1	27	14500	4.6	3
16...	153	35	35	35	34	13500	4.8	7
17...	155	38	38	38	37	13500	4.5	1	9
18...	182	42	42	42	31	13500	5.0	11	86	4.2	...	9
19...	117	26	25	25	...	1	1	22	13000	5.0	4	7
20...	87	26	26	26	22	12000	4.5	2	4
21...	94	31	31	31	3	26	84	4.2	...	2
22...	96	24	24	24	24	13500	4.9
23...	73	22	22	22	19	12500	4.6	3	1
24...	174	41	41	41	38	16000	5.1	2	9
25...	90	23	23	23	22	18500	5.5	3
26...	102	28	28	28	17	17500	5.1	9	87	4.1	...	3
27...	76	28	28	28	15	17500	5.7	9	82	3.1	...	2
77-2....	*6058	1728	1694	1694	...	26	24	...	2	8	1470	17500	5.2	57	88	4.8	2	165
1...	4	1	24
2...	84	20	20	20	...	2	2
3...	*502	123	119	119	...	3	2	...	1	1	106	15000	5.2	16	77	4.5	...	17
4...	7	2
5...	1
6...	2
7...	17	5
8...	355	172	171	171	...	1	1	...	1	2	4	1
9...	10	6	6	6	94	17500	5.2	3	10
10...	10	6	6	6	3
11...	56	19	19	19	14	21000	6.0	1
12...	141	41	40	40	1	36	21000	5.9	1
13...	88	28	28	28	25	20000	5.6
14...	58	23	21	21	...	2	2	14	14500	5.2	1	2
15...	96	29	23	23	...	6	6	26	13500	5.0	1	3
16...	48	13	10	10	...	2	2	11	13000	5.1	2	3
19...	26	8	7	7	7	15000	4.6	1
20...	61	18	17	17	...	1	1	16	15000	5.1	1
21...	56	23	23	23	14	16000	5.6	1
22...	78	28	28	28	20	24000	6.1
23...	31	14	14	14	8	22000	6.1
24...	92	30	30	30	22	22000	5.8	1
25...	80	27	27	27	20	22000	5.8
26...	45	30	30	30	14	21000	5.4
27...	230	56	56	56	54	14000	5.0	1	9
28...	305	70	70	70	67	14500	5.0	3	11
29...	59	16	16	16	13	15000	5.0	2
30...	54	14	14	14	14	16000	5.0	1
31...	211	52	52	52	52	15500	5.0	5
32...	62	15	15	15	15	16000	5.0	2
33...	44	9	9	9	9	16000	5.0	2
34...	29	12	12	12	9	14000	5.0
35...	41	11	11	11	10	15000	5.0	1
36...	44	14	12	12	...	2	2	12	14000	5.0	2
37...	36	12	12	12	11	14000	5.0
38...	39	11	11	11	11	13500	5.0	1
39...	46	11	11	11	11	15000	5.0
40...	...	3
41...	97	23	23	23	22	15000	5.0	1	6
42...	86	20	20	20	19	15500	5.1	1	3
43...	66	16	16	16	16	15500	5.1	2
44...	55	10	10	10	9	15000	5.1	1	4
45...	110	28	28	28	28	15500	5.0	3
46...	85	28	28	28	24	17500	5.4	1
47...	112	32	32	32	30	17000	5.0
48...	171	45	45	45	41	17000	5.0	1	7
49...	34	13	13	13	10	29000	5.2
50...	49	12	12	12	11	27000	6.0	1
51...	168	45	44	44	1	45	25000	5.7	2

Columbus, Ohio

45

Table 2.—CHARACTERISTICS OF HOUSING UNITS, BY BLOCKS: 1960—Con.

["Total population" contains no persons in group quarters unless preceded by asterisk; one asterisk (*) denotes less than 10 percent; two asterisks (**), 10 percent or more]

Blocks within census tracts	Total population	All housing units by condition and plumbing								Occupied housing units								
		Total	Sound			Deteriorating			Dilapidated	Owner occupied			Renter occupied			1.01 or more persons per room		
			Total	With all plumbing facilities	Lacking some or all facilities	Total	With all plumbing facilities	Lacking some or all facilities		Total	Average value (dollars)	Average number of rooms	Total	Average contract rent (dollars)	Average number of rooms		Occupied by non-white	
52...	120	44	44	44	35	29000	6.1
53...	52	17	17	17	17	28000	5.5
54...	109	26	26	26	25	15500	4.3	1	7
55...	147	39	39	39	38	16000	5.0	2
56...	56	12	12	12	12	16500	5.3	1
57...	214	51	50	50	...	1	1	51	17000	5.0	2	7	1
58...	291	67	67	67	67	18000	5.3	14
59...	38	10	9	9	1	10	16500	5.0	1
60...	59	16	16	16	15	20000	5.1	2
61...	267	64	64	64	62	17000	5.4	1	10
62...	447	120	118	118	...	2	2	98	15000	4.9	15	110	5.0	15
63...	82	20	18	18	...	2	2	18	17000	5.8	1	2
66...	6	1
78-1...	3154	937	928	924	4	6	6	3	823	24000	6.2	22	118	6.2	2	9
1...	81	24	23	22	1	1	1	19	28000	5.6	3	1
2...	39	10	7	7	...	2	2	1	7	29000	7.4	3
3...	105	32	32	32	31	23000	5.8	1
4...	37	16	16	16	11	31000	6.6
5...	31	14	14	14	8	29000	6.6
6...	85	26	26	26	25	34000	7.2
7...	40	12	12	12	10	27000	5.7	1	1
8...	75	23	23	23	23	38000	6.6	1	...
9...	313	92	92	92	85	20000	6.0	2
10...	137	41	40	39	1	1	36	31000	6.8	1
11...	53	16	14	14	...	2	2	14	25000	5.9	2
12...	126	33	33	32	1	32	24000	6.2	1
13...	105	31	31	31	30	23000	5.7
14...	103	25	25	25	25	24000	6.4
15...	3	1
16...	129	28	28	28	27	19500	6.6	1
17...	105	27	27	27	24	19000	6.5	2
18...	78	21	21	21	21	18500	6.2
19...	122	29	29	28	1	28	19000	6.7	1
20...	536	186	186	186	141	21000	6.3	1	2
21...	125	35	34	34	...	1	1	33	20000	6.2	1	...
22...	125	33	33	33	31	20000	6.0	1
23...	104	27	27	27	26	21000	6.0	2
24...	214	67	67	67	56	27000	6.0	1	1
25...	26	9	8	8	1	8	22000	5.6
26...	94	31	31	31	29	24000	6.0
27...	163	48	48	48	43	27000	6.1	2
78-2...	1901	965	606	605	1	359	358	1	107	16000	4.7	517	71	3.6	22	84
1...	92	48	48	48	31	16500	3.8	1	4
2...	85	36	31	31	...	5	5	16	14500	5.6	5	176	4.6	...	3
3...	15	19	19	19	6	16000	5.3
4...	26	20	20	20	8	16000	5.4
5...	19	18	18	18	7	16500	5.4
6...	48	23	21	21	...	2	2	12	13000	5.4	1
7...	519	439	439	439	19	15000	4.0	209	98	3.9	...	2
8...	9	4
9...	1088	358	6	5	1	352	351	1	4	301	51	3.4	22	74
82-1...	1514	480	442	432	10	26	21	3	2	12	405	13000	4.5	65	68	3.9	...	45
1...	450	123	123	121	2	114	14500	5.1	7	75	3.1	...	13
2...	32	9	8	8	6	25000	6.2	2
3...	3	1
4...	56	16	10	7	3	3	3	3	9	7500	4.2	6	57	4.2	...	5
5...	62	20	12	12	...	6	6	14	7500	5.1	6	...	2.8	...	3
6...	82	22	15	14	1	7	4	3	15	10000	5.2	6	54	4.0	...	5
7...	38	12	8	8	...	3	1	8	10000	5.1	3	2
8...	76	17	15	15	16	12000	4.9	1	4
9...	68	21	21	21	19	13500	5.1
10...
11...
12...	160	40	40	40	38	13500	4.6	2	6
13...	19	10	6	4	2	2	2	2	6	9000	3.2	4
14...	44	12	9	8	1	2	2	8	8500	4.6	4	2
15...	65	28	27	26	1	1	1	9	12000	5.7	17	70	3.5	...	1
16...	359	149	147	147	...	2	2	143	12500	3.7	6	77	4.5	...	4
78-2...	69	29	20	20	...	4	1	14	8500	5.6	10	75	4.8
1...	12	4
2...	7	4
3...	6	4
4...	22	8	7	7	...	1	6	8500	6.5	2
5...	3	3
6...	19	6	1	5	2	4
82-1...	*4939	1598	1592	1584	8	4	4	2	541	15500	5.1	925	84	3.9	3	161
1...	170	56	51	51	...	3	3	2	33	13000	5.2	20	86	4.5	1	4
2...	58	20	20	20	18	17000	5.0	2
3...	126	40	39	39	...	1	1	32	13500	5.3	7
4...	98	32	32	32	23	19000	5.3	8	95	4.3	...	1
5...	156	40	40	40	13	13000	5.5	25	89	4.4	...	7
6...	128	34	34	34	14	19000	5.1	18	74	4.4	...	6
7...	72	23	23	22	1	23	20000	5.2	1

City Block Characteristics

Table 2.—CHARACTERISTICS OF HOUSING UNITS, BY BLOCKS: 1960—Con.

["Total population" contains no persons in group quarters unless preceded by asterisk; one asterisk (*) denotes less than 10 percent; two asterisks (**), 10 percent or more]

Table with columns: Blocks within census tracts, Total population, All housing units by condition and plumbing (Sound, Deteriorating, Dilapidated), Occupied housing units (Owner occupied, Renter occupied), and 1.01 or more persons per room. Rows list census tracts 36 through 72, and groups 88-2 through 53.

Table 2.—CHARACTERISTICS OF HOUSING UNITS, BY BLOCKS: 1960—Con.

["Total population" contains no persons in group quarters unless preceded by asterisk: one asterisk (*) denotes less than 10 percent; two asterisks (**), 10 percent or more]

Table with columns: Blocks within census tracts, Total population, All housing units by condition and plumbing (Total, Sound, Deteriorating, Dilapidated), Occupied housing units (Owner occupied, Renter occupied), Occupied by non-white, 1.01 or more persons per room. Rows include census tracts 73-80, 93-1, and 93-2.

