


U.S. CENSUS OF HOUSING: 1960

Series HC(3)-395

CITY BLOCKS

Alexandria, Va.

Prepared under the supervision of
WAYNE F. DAUGHERTY, Chief
Housing Division



U.S. DEPARTMENT OF COMMERCE

Luther H. Hodges, *Secretary*

BUREAU OF THE CENSUS

Richard M. Scammon, *Director (From May 1, 1961)*

Robert W. Burgess, *Director (To March 3, 1961)*



BUREAU OF THE CENSUS

RICHARD M. SCAMMON, *Director* (From May 1, 1961)
ROBERT W. BURGESS, *Director* (To March 3, 1961)

A. ROSS ECKLER, *Deputy Director*
HOWARD C. GRIEVES, *Assistant Director*
CONRAD TAEUBER, *Assistant Director*
MORRIS H. HANSEN, *Assistant Director for Statistical Standards*
CHARLES B. LAWRENCE, JR., *Assistant Director for Operations*
WALTER L. KEHRES, *Assistant Director for Administration*
CALVERT L. DEDRICK, *Chief, International Statistical Programs Office*
A. W. VON STRUVE, *Acting Public Information Officer*

Housing Division—

WAYNE F. DAUGHERTY, *Chief*
DANIEL B. RATHBUN, *Assistant Chief*
BEULAH WASHBAUGH, *Special Assistant*
MILTON D. LIBBERMAN, *Chief, Coordination and Research*

Decennial Operations Division—GLEN S. TAYLOR, *Chief*
Electronic Systems Division—ROBERT F. DRURY, *Chief*
Field Division—JEFFERSON D. McPIKE, *Chief*
Geography Division—WILLIAM T. FAY, *Chief*
Population Division—HOWARD G. BRUNSMAN, *Chief*
Statistical Methods Division—JOSEPH STEINBERG, *Chief*

Library of Congress Card Number: A61-9347

SUGGESTED CITATION

U.S. Bureau of the Census. *U.S. Census of Housing: 1960. Vol. III, City Blocks.*
Series HC(3), No. 395.
U.S. Government Printing Office, Washington, D.C., 1961.

For sale by the Superintendent of Documents, U.S. Government Printing Office, Washington 25, D.C.
or any of the Field Offices of the Department of Commerce - Price 25 cents.

PREFACE

This report presents statistics on characteristics of housing units by city blocks, based on data from the Census of Housing taken as of April 1, 1960. A report is published for each city or urban place with 50,000 inhabitants or more prior to and at the time of the 1960 Census, and for a number of smaller localities which arranged for block statistics. Data were tabulated for approximately 750,000 blocks in 467 cities and localities and are published in a series of 421 reports, which constitute Volume III.

Authorization for the 1960 Census of Housing was provided in the Act of Congress of August 31, 1954 (amended August 1957), which codified Title 13, United States Code. The law provides for a decennial census of housing, including utilities and equipment, to be taken in each of the 50 States, the District of Columbia, the Virgin Islands, Guam, and the Commonwealth of Puerto Rico.

The census program was designed in consultation with advisory committees and individuals to achieve a census having optimum value to users of housing statistics. The Housing Advisory Committee was organized by the Director of the Bureau of the Census and was made up of persons in private industry, universities, and local governments. It advised on various aspects of the housing census programs except the technical phases of the Residential Finance program for which the Technical Advisory Committee on Residential Finance was organized. A Federal Agency Population and Housing Census Council, organized by the Bureau of the Budget and made up of persons in Federal agencies, also advised on the basic programs. A joint staff committee, set up by the Administrator of the Housing and Home Finance Agency and the Director of the Bureau of the Census, concentrated on planning aspects of particular interest to the housing agencies. In addition to the committees, working groups of specialists in housing subjects assisted the Census Bureau staff in the evaluation and improvement of housing concepts. A number of other committees, groups, and individuals also made contributions to the planning of the housing census.

ACKNOWLEDGMENTS

A large number of persons participated in the various activities of the 1960 Census of Housing. Specific responsibilities were exercised especially by persons in the Housing, Decennial Operations, Field, and Geography Divisions. Staff members of the Housing Division who made important contributions to this report include Wayne F. Daugherty and Frank S. Kristof in developing the content of the tables; Milton D. Lieberman and Nathan Krevor in coordinating the operational aspects of the report, developing table design, and negotiating contracts with local governments; and Beulah Washabaugh in organizing the format of the report and preparing the textual materials. Important contributions were also made by Robert Hagan of the Geography Division in assigning block numbers and preparing the maps; George W. Morris of the Geography Division in developing the designs of the maps; Morton A. Meyer, Richard A. Hornseth, and Denver K. Ingram of the Decennial Operations Division in directing the processing and tabulation of the data; and Robert H. Brooks of the Administrative Service Division in arranging for the printing of the report.

July 1961.

III

PUBLICATION PROGRAM OF THE 1960 CENSUS OF HOUSING

Results of the 1960 Census of Housing are published in six housing volumes as described below. A seventh volume containing the census tract reports is a joint publication with data from the 1960 Census of Population. A series of special reports for local housing authorities constitutes the remainder of the final reports. The source of the data is the April 1960 enumeration, except for Volumes IV and V which are based largely on the enumeration of units in a sample of land area segments, started in late 1959 and extended into 1960. Prior to the final reports, several series of preliminary and advance reports were issued. Some unpublished statistics can be obtained for the cost of preparing a copy and certain special tabulations can be prepared, on a reimbursable basis, on request to the Chief, Housing Division, Bureau of the Census, Washington 25, D.C.

Volume I (Series HO(1) reports). States and Small Areas. Information about all subjects covered in the April 1960 enumeration, with a separate report for the United States by regions and geographic divisions, each of the 50 States and the District of Columbia, Puerto Rico, Guam, and the Virgin Islands of the United States. In the State reports, information is shown for the State as a whole and for each standard metropolitan statistical area, urbanized area, urban place, rural place of 1,000 inhabitants or more, county, and the rural farm and rural nonfarm portion of the county. The volume covers occupancy characteristics such as tenure, vacancy status, color, number of persons; structural characteristics such as rooms, year built, and condition of unit; equipment and facilities including water supply, toilet and bathing facilities, heating equipment, air conditioning, television, clothes washing machine, and the like; financial characteristics including value and rent.

Volume II (Series HO(2) reports). Metropolitan Housing. Cross tabulations of housing and household characteristics, with a separate report for the United States by geographic divisions, and for each of the 196 standard metropolitan statistical areas with 100,000 inhabitants or more in the United States and Puerto Rico. Separate statistics for each city of 100,000 inhabitants or more are included in the metropolitan area report.

Volume III (Series HO(3) reports). City Blocks. Separate reports for cities and urban places with 50,000 inhabitants or more prior to and at the time of the 1960 Census, and for a number of smaller localities which arranged for block statistics. Data for a limited number of characteristics are presented by blocks. Statistics for 467 cities and localities in the United States and Puerto Rico are published in 421 separate reports.

Volume IV (Series HO(4) reports). Components of Inventory Change. Information on the source of the 1959 inventory and the disposition of the 1950 and 1956 inventories. Data are provided for components of change such as new construction, conversion, merger, demolition, other additions and other losses. Part 1 of the volume contains the 1950 to 1959 comparison, with a separate report for the United States by regions, and each of 17 selected standard metropolitan statistical areas. Part 2 contains the 1956 to 1959 comparison, with a separate report for the United States by regions, and each of 9 selected standard metropolitan statistical areas.

Volume V (Series HO(5) reports). Residential Finance. Information on financing of residential property, including characteristics of mortgages, properties, and homeowners. Part 1 of the volume is a report on homeowner properties for the United States by regions, and each of 17 selected standard metropolitan statistical areas. Part 2 is a report on rental and vacant properties for the United States by regions.

Volume VI. Rural Housing. Cross tabulations of housing and household characteristics for the 121 economic subregions of the United States, for rural farm and rural nonfarm housing units.

Series PHC(1) reports). Census Tracts. Separate reports for 180 tracted areas in the United States and Puerto Rico. The reports contain information, by census tracts, on both housing and population subjects. (This series is the same as the tract reports included in the publication program for the 1960 Census of Population.)

Series HO(S1). Special Reports for Local Housing Authorities. Separate reports for 139 localities in the United States. The program was requested by, and planned in cooperation with, the Public Housing Administration. The reports contain data on both owner and renter occupied housing units defined as substandard by Public Housing Administration criteria, with emphasis on gross rent, size of family, and income of renter families.

CONTENTS

INTRODUCTION

	Page		Page
General.....	viii	Definitions and explanations—Continued	
Content.....	viii	Color.....	x
Description of tables.....	viii	Persons per room.....	x
Maps and block identification.....	viii	Average number of rooms.....	x
Comparability with the 1950 Census of Housing.....	viii	Average value.....	xi
Housing data from other censuses.....	ix	Average contract rent.....	xi
Availability of unpublished data.....	ix	Collection and processing of data.....	xi
Definitions and explanations.....	ix	Collection of data.....	xi
Interpretation of definitions.....	ix	Electronic processing.....	xi
Total population.....	ix	Editing.....	xi
Living quarters.....	ix	Block number edit.....	xi
Condition and plumbing.....	x	Accuracy of the data.....	xii
Condition.....	x	Illustrative examples of forms.....	xiii
Plumbing.....	x	Portion of FOSDIC enumeration schedule	
Occupied housing unit.....	x	(Form 60 PH-2).....	xiii
Tenure.....	x	Advance Census Report Form.....	xiv

TABLES

	Page
Table 1.—Characteristics of housing units, for the city: 1960.....	1
Table 2.—Characteristics of housing units, by blocks: 1960.....	1

Map is enclosed identifying the blocks in the place or locality covered in this report.

City Block Reports

Report number	Report number	Report number	Report number	
Alabama				
1. Bessemer				
2. Birmingham				
3. Gadsden				
4. Huntsville				
5. Mobile				
6. Montgomery				
7. Tuscaloosa				
Alaska				
8. Anchorage				
9. Fairbanks				
Arizona				
10. Phoenix				
11. Tucson				
12. Yuma				
Arkansas				
13. Dumas				
14. Fort Smith				
15. Little Rock				
16. Newport				
17. North Little Rock				
18. Rogers				
19. Van Buren				
California				
20. Alameda	60. Redwood City	109. Jacksonville	165. Atchison	
21. Alhambra	61. Richmond	110. Lakeland	166. Kansas City	
22. Anaheim	62. Riverside	111. Miami	167. Topeka	
23. Bakersfield	63. Sacramento	112. Miami Beach	168. Wichita	
24. Barstow	64. Salinas	113. Orlando	Kentucky	
25. Bellflower	65. San Bernardino	114. Pensacola	169. Covington	
26. Berkeley	66. San Diego	115. St. Petersburg	170. Lexington	
27. Burbank	67. San Francisco	116. Tampa	171. Louisville	
28. Carmel-by-the-Sea	68. San Jose	117. West Palm Beach	Louisiana	
29. Compton	69. San Leandro	Georgia		
30. Coronado	70. San Mateo	118. Atlanta	172. Baton Rouge	
31. Downey	71. San Pablo	119. Augusta	173. Monroe	
32. El Cerrito	72. Santa Ana	120. Columbus	174. New Orleans	
33. Fremont	73. Santa Barbara	121. East Point	175. Shreveport	
34. Fresno	74. Santa Clara County—Selected places and census tracts	122. Macon	Maine	
35. Fullerton	Campbell	123. Port Wentworth	176. Portland	
36. Garden Grove	Los Altos	124. Savannah	Maryland	
37. Glendale	Milpitas	Hawaii		
38. Hayward	Mountain View	125. Hilo	177. Annapolis	
39. Hermosa Beach	Palo Alto	126. Honolulu	178. Baltimore	
40. Inglewood	Santa Clara	127. Lahaina	179. Hagerstown	
41. Laguna Beach	Sunnyvale	128. Wailuku	Massachusetts	
42. La Habra	75. Santa Cruz	Idaho		
43. Lakewood	76. Santa Fe Springs	129. Pocatello	180. Boston	
44. Livermore	77. Santa Monica	Illinois		
45. Long Beach	78. Santa Paula	130. Aurora	181. Brockton	
46. Los Angeles	79. Santa Rosa	131. Berwyn	182. Brookline town	
47. Martinez	80. South Gate	132. Centreville	183. Cambridge	
48. Modesto	81. Stockton	133. Chicago	184. Fall River	
49. Montebello	82. Torrance	134. Cicero	185. Fitchburg	
50. Monterey	83. Vallejo	135. Decatur	186. Holyoke	
51. Newport Beach	84. Walnut Creek	136. East St. Louis	187. Lawrence	
52. Norwalk	85. Watsonville	137. Elgin	188. Lowell	
53. Oakland	86. Yuba City	138. Evanston	189. Lynn	
54. Oxnard	Colorado		190. Malden	
55. Palm Springs	87. Aurora	139. Hinsdale	191. Medford	
56. Pasadena	88. Boulder	140. Joliet	192. New Bedford	
57. Petaluma	89. Colorado Springs	141. Moline	193. Newton	
58. Pomona	90. Denver	142. Oak Park	194. Pittsfield	
59. Redondo Beach	91. Englewood	143. Peoria	195. Quincy	
	92. Pueblo	144. Rockford	196. Somerville	
	Connecticut		197. Springfield	
	93. Ansonia	145. Rock Island	198. Worcester	
	94. Bridgeport	146. Skokie	Michigan	
	95. Greenwich town	147. Springfield	199. Adrian	
	96. Hartford	Indiana		
	97. New Britain	148. Anderson	200. Ann Arbor	
	98. New Canaan town—Urban part	149. East Chicago	201. Battle Creek	
	99. New Haven	150. Evansville	202. Bay City	
	100. Norwalk	151. Fort Wayne	203. Dearborn	
	101. Stamford	152. Gary	204. Detroit	
	102. Waterbury	153. Hammond	205. Flint	
	103. West Hartford town	154. Indianapolis	206. Grand Rapids	
	Delaware		207. Harper Woods	
	104. Wilmington	155. Muncie	208. Highland Park	
	District of Columbia		209. Inkster	
	105. Washington	156. South Bend	210. Jackson	
	Florida		211. Kalamazoo	
	106. Daytona Beach	157. Terre Haute	212. Lansing	
	107. Fort Lauderdale	Iowa		
	108. Hollywood	158. Cedar Rapids	213. Monroe	
		159. Davenport	214. Muskegon	
		160. Des Moines	215. Plymouth	
		161. Dubuque	216. Pontiac	
		162. Ottumwa	217. Royal Oak	
		163. Sioux City	218. St. Clair Shores	
		164. Waterloo	219. Saginaw	
			220. Troy	
			221. Wayne	

Report number	Report number	Report number	Report number
Minnesota	New York—Continued	Pennsylvania—Continued	Tennessee
222. Duluth	276. New York City—Queens Borough	340. Johnstown	366. Chattanooga
223. Hastings	277. New York City—Richmond Borough	341. Lancaster	367. Knoxville
224. Minneapolis	278. Niagara Falls	342. McKeesport and selected places in Allegheny County	368. Memphis
225. St. Paul	279. Patchogue	Aspinwall	369. Morristown
226. South St. Paul	280. Port Jervis	Brackenridge	370. Nashville and selected census tracts in Davidson County
Mississippi	281. Rochester	Braddock	
227. Jackson	282. Rockville Centre	Braddock Hills	Texas
Missouri	283. Rome	Bridgeville	
228. Ferguson	284. Rye	Carnegie	371. Abilene
229. Independence	285. Schenectady	Chalfant	372. Amarillo
230. Kansas City	286. Southampton	Chairton	373. Austin
231. St. Joseph	287. Syracuse	Coraopolis	374. Beaumont
232. St. Louis	288. Troy	Duquesne	375. Corpus Christi
233. Springfield	289. Utica	East Pittsburgh	376. Crystal City
234. University City	290. White Plains	Edgewood	377. Dallas
Montana	291. Yonkers	Elizabeth	378. El Paso
235. Great Falls	North Carolina	Etna	379. Fort Worth
Nebraska	292. Asheville	Glassport	380. Galveston
236. Lincoln	293. Charlotte	Heidelberg	381. Houston
237. Omaha	294. Durham	Homestead	382. Irving
Nevada	295. Fayetteville	Ingram	383. Laredo
238. Las Vegas	296. Greensboro	Leetsdale	384. Lubbock
New Hampshire	297. High Point	McKees Rocks	385. Midland
239. Manchester	298. Lexington	Millvale	386. Odessa
New Jersey	299. Raleigh	Mount Oliver	387. Port Arthur
240. Atlantic City	300. Salisbury	Munhall	388. San Angelo
241. Bayonne	301. Statesville	North Braddock	389. San Antonio
242. Camden	302. Washington	Pitcairn	390. Snyder
243. Clifton	303. Wilmington	Port Vue	391. Waco
244. East Orange	304. Winston-Salem	Rankin	392. Wichita Falls
245. Edison township	Ohio	Scott township—Tract 130	Utah
246. Elizabeth	305. Akron	Sharpsburg	393. Ogden
247. Englewood	306. Canton	Springdale	394. Salt Lake City
248. Irvington	307. Chillicothe	Stowe township	Virginia
249. Jersey City	308. Cincinnati	Swissvale	395. Alexandria
250. Kearny	309. Cleveland	Tarentum	396. Arlington County
251. Montclair	310. Cleveland Heights	Turtle Creek	397. Hampton
252. Newark	311. Columbus	Verona	398. Harrisonburg
253. North Arlington	312. Dayton	Versailles	399. Lynchburg
254. Passaic	313. Hamilton	Wall	400. Newport News
255. Paterson	314. Kettering	West Elizabeth	401. Norfolk
256. Trenton	315. Lakewood	West Homestead	402. Portsmouth
257. Union City	316. Lima	Whitaker	403. Richmond
New Mexico	317. Lorain	Wilkinsburg	404. Roanoke
258. Albuquerque	318. Springfield	Wilmerding	Washington
259. Las Cruces	319. Steubenville		405. Seattle
New York	320. Toledo		406. Spokane
260. Albany	321. Warren		407. Tacoma
261. Binghamton	322. Wooster		408. Yakima
262. Buffalo	323. Wyoming	Rhode Island	West Virginia
263. Ellenville	324. Youngstown	353. Cranston	409. Charleston
264. Farmingdale	325. Zanesville	354. East Providence	410. Huntington
265. Floral Park	Oklahoma	355. Newport	411. Wheeling
266. Glen Cove	326. Oklahoma City	356. Pawtucket	Wisconsin
267. Ithaca	327. Tulsa	357. Providence	412. Fond du Lac
268. Lindenhurst	Oregon	358. Warwick	413. Green Bay
269. Mineola	328. Empire	359. Woonsocket	414. Kenosha
270. Mount Vernon	329. Eugene	South Carolina	415. Madison
271. Newburgh	330. Medford	360. Cayce	416. Manitowoc
272. New Rochelle	331. Pendleton	361. Charleston	417. Milwaukee
273. New York City—Bronx Borough	332. Portland	362. Columbia	418. Racine
274. New York City—Brooklyn Borough	Pennsylvania	363. Greenville	Puerto Rico
275. New York City—Manhattan Borough	333. Allentown	364. Spartanburg	419. San Juan
	334. Altoona	South Dakota	420. Ponce
	335. Bethlehem	365. Sioux Falls	421. Mayagüez
	336. Bristol township		
	337. Chester		
	338. Erie		
	339. Harrisburg		

City Blocks

GENERAL

Content.—This report presents statistics, by city blocks, on characteristics enumerated in the Census of Housing, taken as of April 1, 1960. The housing unit is the reporting unit for this report.

Statistics by blocks are published for each city or urban place which had a population of 50,000 or more in 1950 or in an interim census prior to 1960, and also had a population of 50,000 or more in 1960. In addition, a number of localities were included in the city block program through an agreement whereby the local government furnished satisfactory block maps and paid the Bureau of the Census for the incremental cost of collecting and publishing the information. Reports differing only in details are issued for the cities in Puerto Rico.

The information presented in this report represents a modification of the block statistics programs of the 1950 and 1940 Censuses of Housing. The 1960 program provides the following information for each block: Total population, the number of housing units classified by condition and plumbing, tenure of occupied units, average value and average number of rooms for owner occupied units, average contract rent and average number of rooms for renter occupied units, number of units occupied by nonwhites, and number of units with 1.01 or more persons per room. All of the items were enumerated and tabulated on a 100-percent basis for the statistics in this report.

The 1960 Census contained several innovations. One of them was the use of an advance census report form which was sent to each household in the United States, with the request that the household members themselves complete it prior to the enumerator's visit. Another innovation was the extensive use of the electronic computer and related equipment to process the data and produce the final tables. These innovations were designed primarily to improve the quality of the data and to permit early publication; at the same time, they have introduced an element of difference between the 1960 statistics and those of earlier censuses.

Changes were made also in the definitions of some of the major concepts. They were made in order to improve the usefulness of the data although it was recognized that comparability with previous censuses would be affected. Innovations and changes are discussed in later sections of this report and in more detail in the United States Summary, Volume I of the Housing Reports.

Description of tables.—This report contains two tables: Table 1 summarizes the statistics for the city, urban place, or locality as specified in the table; table 2 contains the statistics for individual blocks, as well as totals by tract or block numbering area where appropriate.

To avoid disclosure of information for individual units, some of the data were suppressed in table 2. Specifically, if there were four or fewer total housing units in the block, the items suppressed were condition and plumbing, total owner occupied, total renter occupied, occupied by nonwhite, and 1.01 or more persons per room. If there were four or fewer owner or renter occupied units, average number of rooms for the respective tenure group was suppressed. Similarly, average value and average rent were

suppressed if there were four or fewer units of the type for which value and rent were tabulated. All units, however, are included in the totals for the city or locality and in the totals for the census tract or block numbering area. Leaders (---) in a data column in table 2 indicate that either there were no housing units in the category or that the data were suppressed.

Block identification, total population, and total housing units are shown in table 2 for every block that contained living quarters. For some blocks, the table shows total population but no housing units because all the people lived in group quarters; while for other blocks, the table shows housing units but no population because all the units were vacant. Blocks with no living quarters are shown on the map but do not appear in table 2.

Maps and block identification.—The map included in this report identifies the boundaries of the city, urban place, or locality for which the block statistics are provided. The map also identifies the location and number of each block and, where appropriate, the boundary and number of each census tract or block numbering area. The total number of blocks identified on the map, including blocks with no living quarters, is given in the note following table 1.

A block is usually a well-defined rectangular piece of land bounded by streets or roads. However, it may be irregular in shape or bounded by railroad tracks, streams, or other features. The block is the specific numbered area as shown on the map.

Census tracts are small areas into which large cities and metropolitan areas have been divided for statistical purposes. Tract boundaries were established cooperatively by a local committee and the Bureau of the Census, and were generally designed to achieve some uniformity of population characteristics, economic status, and living conditions. Initially, the average tract had about 4,000 residents. Tract boundaries were established with the intention of being maintained over a long time so that comparisons may be made from census to census. If tract boundaries extend beyond the area included in this report, statistics are shown for that portion of the tract inside the area.

In untraced places, block numbering areas are generally used. Block numbering areas are established by arbitrarily dividing the city along major streets, railroads, or other physical boundaries to facilitate numbering the blocks in groups of fewer than 1,000. The boundaries of block numbering areas have no statistical significance but are merely for convenience in mapping and tabulating.

In numbering the blocks, a separate series was used for each census tract or block numbering area. Thus, the location of each block for which data are presented in table 2 is determined by referring both to the block number and the census tract or block area number.

In smaller localities where there were neither census tracts nor block numbering areas, the blocks were numbered in one series within the locality as a whole.

In some cases, a city or other political boundary divides a block. The data shown are for that part of the block represented by the land area as bounded and numbered on the block map.

Comparability with the 1950 Census of Housing.—In the 1950 Census of Housing, reports entitled "Block Statistics" were issued for the 209 cities which, in 1940 or in an interim census

prior to 1950, had a population of 50,000 or more. The program was restricted to cities in conterminous United States, that is, the United States exclusive of Alaska and Hawaii.

The 1960 block program reflects changes and additions of items compared with the 1950 program, although the subjects covered in both programs are substantially similar. The changes that were made reflect the needs expressed by users of block data. For example, categories on condition and plumbing were expanded considerably to conform with needs for data to plan urban renewal programs. Total population and average number of rooms have been added, and the category 1.01 or more persons per room has been substituted for 1.51 or more. Two categories of vacant units, which were included in the 1950 report, are not shown in 1960.

Below is a list of the 1960 items published by blocks and the equivalent or comparable 1950 items (table 2 in the 1960 report and table 3 in the 1950 report). As noted previously, changes in categories, concepts, and procedures may affect comparisons between the 1960 and 1950 statistics.

1960 item	1950 equivalent or comparable items
Block Identification	Block Identification
Total population	-----
Total housing units	Total dwelling units
Sound	Number reporting condition and plumbing facilities No private bath or dilapidated No running water or dilapidated
With all plumbing facilities Lacking some or all facilities	
Deteriorating	
With all plumbing facilities Lacking some or all facilities, with flush toilet	
Lacking some or all facilities, no flush toilet	
Dilapidated	
Owner occupied	Owner occupied
Average value	Average value (owner occupied and vacant available for sale)
Average number of rooms	-----
Renter occupied	Renter occupied
Average contract rent	Average monthly rent (renter occupied and vacant available for rent)
Average number of rooms	-----
Occupied by nonwhite 1.01 or more persons per room	Occupied by nonwhite 1.51 or more persons per room

Wherever possible, the block numbers in 1960 remained the same as in 1950 for blocks whose boundaries did not change. However, changes in block numbers and the assignment of new numbers have been necessary for blocks which have been divided or newly created since the 1950 Census, for blocks in tracts which have had their boundaries changed, and for blocks in places or areas newly tracted in 1960.

Housing data from other censuses.—The 1940 Census of Housing was the first to provide housing statistics by blocks. Reports entitled "Block Statistics" were issued as supplements to the first series of housing bulletins. These supplements consisted of separate reports for each of the 101 cities in conterminous United States which had 50,000 inhabitants or more in 1930.

Availability of unpublished data.—There are no unpublished data from the 1960 Census for blocks. All the information that was tabulated is included in this report. However, some unpublished data are available on request for other small areas such as enumeration districts, census tracts, and minor civil divisions.

DEFINITIONS AND EXPLANATIONS

Interpretation of definitions.—Some of the definitions used in 1960 differ from those used in 1950, as indicated below. These changes were made after consultation with users of census data in order to improve the statistics even though it was recognized that comparability would be affected.

The definitions and explanations should be interpreted in the context of the 1960 Census, which employed a combination of self-enumeration, direct interview, and enumerator observation. Some of the information that was required for delineation of

housing units was obtained by the enumerator as part of the procedure to secure complete coverage of all living quarters. Further, condition of a unit was always determined by enumerator observation. The remaining items were completed by self-enumeration, or by direct interview when the household member did not complete the form. For items on the self-enumeration form (the Advance Census Report), the respondent had the explanations and instructions printed on the form.

The definitions below are consistent with the instructions given to the enumerator for items he was to complete himself and for all items which were not completed by the respondent on the self-enumeration form. As in all surveys, there were some failures to execute the instructions exactly. Through the forms distributed to households, the respondents' attention was drawn to some of the explanations of the questions more uniformly than might have been the case in direct interviews. Nevertheless, it was not feasible to give the full instructions to the respondents, and some of their errors have undoubtedly gone undetected.

Total population.—The total population is the count of all persons living in the block. When the population includes persons living in group quarters, the figure is preceded by one asterisk if the proportion in group quarters is less than 10 percent of the total population, and by two asterisks if the proportion is 10 percent or more. If the total population includes persons in group quarters, the count cannot be used in the computation of the average number of persons in occupied housing units.

For places for which the total population includes crews of vessels, the population obtained as the sum of the counts by blocks is less than the total population shown in other census reports. Crews of vessels were not allocated to blocks and, therefore, were excluded from the block tabulations.

Living quarters.—Living quarters were divided into housing units and group quarters. The classification of occupied living quarters as housing units or group quarters was based on information supplied by household members on the Advance Census Report and questions asked by the enumerator where necessary. Delineation of vacant quarters was based partly on the enumerator's observation and partly on information obtained from landlords and neighbors.

A house, an apartment or other group of rooms, or a single room is regarded as a *housing unit* when it is occupied or intended for occupancy as separate living quarters, that is, when the occupants do not live and eat with any other persons in the structure and when there is either (1) direct access from the outside or through a common hall or (2) a kitchen or cooking equipment for the exclusive use of the occupants.

Quarters in which the occupants do not have separate living arrangements are classified as *group quarters*. They are located most frequently in institutions, hospitals, nurses' homes, rooming and boarding houses, military and other types of barracks, college dormitories, fraternity and sorority houses, convents, and monasteries. Group quarters are also located in a house or apartment in which the living quarters are shared by the person in charge and five or more persons unrelated to him. Group quarters are not included in the housing inventory, although the count of persons living in them is included in the total population in table 2.

The inventory of housing units includes vacant as well as occupied units. Newly constructed vacant units were included in the inventory if construction had reached the point that all the exterior windows and doors were installed and the final usable floors were in place. Dilapidated vacant units were included provided they were still usable as living quarters; they were excluded if they were in the process of being demolished or if there was positive evidence that they were to be demolished.

Trailers, tents, boats, and railroad cars were included in the housing inventory if they were occupied as housing units. They

were excluded if they were vacant, used only for extra sleeping space or vacations, or used only for business.

In 1950, the unit of enumeration was the dwelling unit. Although the definition of the housing unit in 1960 is essentially similar to that of the dwelling unit in 1950, the housing unit definition was designed to encompass all private living quarters, whereas the dwelling unit definition did not completely cover all private living accommodations. The main difference between housing units and dwelling units is as follows: In 1960, *separate* living quarters consisting of one room with direct access but without separate cooking equipment qualify as a housing unit whether in an apartment house, rooming house, or house converted to apartment use; in hotels, a single room qualifies as a housing unit if occupied by a person whose usual residence is the hotel or a person who has no usual residence elsewhere. In 1950, a one-room unit without cooking equipment qualified as a dwelling unit only when located in a regular apartment house or when the room constituted the only living quarters in the structure.

The evidence so far available suggests that using the housing unit concept in 1960 instead of the dwelling unit concept as in 1950 had relatively little effect on the counts for large areas and for the Nation. Any effect which the change in concept may have on comparability can be expected to be greatest in statistics for blocks and census tracts. Living quarters classified as housing units in 1960 but which would not have been classified as dwelling units in 1950 tend to be clustered in neighborhoods where many persons live alone in single rooms in hotels, rooming houses, and other light housekeeping quarters. In such areas, the 1960 housing unit count for an individual block may be higher than the 1950 dwelling unit count even though no units were added by new construction or conversion.

Condition and plumbing.—Data are presented on condition and plumbing facilities in combination. The categories represent various levels of housing quality. To measure condition, the enumerator classified each housing unit in one of three categories: Sound, deteriorating, or dilapidated. Plumbing facilities were measured in terms of water supply, toilet and bathing facilities.

Condition.—The enumerator determined the condition of the housing unit by observation, on the basis of specified criteria. Nevertheless, the application of these criteria involved some judgment on the part of the individual enumerator. The training program for enumerators was designed to minimize differences in judgment.

Sound housing is defined as that which has no defects, or only slight defects which are normally corrected during the course of regular maintenance. Examples of slight defects include: lack of paint; slight damage to porch or steps; small cracks in walls, plaster, or chimney; broken gutters or downspouts; slight wear on floors or doorsills.

Deteriorating housing needs more repair than would be provided in the course of regular maintenance. It has one or more defects of an intermediate nature that must be corrected if the unit is to continue to provide safe and adequate shelter. Examples of intermediate defects include: shaky or unsafe porch or steps; holes, open cracks, or missing materials over a small area of the floors, walls, or roof; rotted window sills or frames; deep wear on stairs, floors, or doorsills; broken or loose stair treads or missing balusters. Such defects are signs of neglect which lead to serious structural deterioration or damage if not corrected.

Dilapidated housing does not provide safe and adequate shelter. It has one or more critical defects; or has a combination of intermediate defects in sufficient number to require extensive repair or rebuilding; or is of inadequate original construction. Critical defects result from continued neglect or indicate serious damage to the structure. Examples of critical defects include: holes, open cracks or missing materials over a large area of the floors, walls, roof, or other parts of the structure; sagging floors, walls, or roof; damage by storm or fire. Inadequate original construction includes structures built of makeshift materials and inadequately converted cellars, sheds, or garages not originally intended as living quarters.

In 1950, the enumerator classified each unit in one of two categories, not dilapidated or dilapidated, as compared with the

three categories of sound, deteriorating, and dilapidated in 1960. Although the definition of "dilapidated" was the same in 1960 as in 1950, it is possible that the change in the categories introduced an element of difference between the 1960 and 1950 statistics.

Plumbing.—The category "With all plumbing facilities" consists of units which have hot and cold piped water inside the structure, and flush toilet and bathtub (or shower) inside the structure for the exclusive use of the occupants of the unit. Equipment is for exclusive use when it is used only by the persons in the one housing unit, including any lodgers living in the unit.

The category "Lacking some or all facilities" consists of units which do not have all the plumbing facilities specified above. Units without hot water, toilet, or bathtub (or shower) are included in this category. Also included are units whose occupants share toilet or bathing facilities with the occupants of another housing unit.

The category "Lacking some or all facilities—with flush toilet" consists of units which do not have all plumbing facilities but do have a flush toilet inside the structure. The toilet may be for the exclusive use of the occupants of the unit or shared with the occupants of another housing unit.

The category "Lacking some or all facilities—no flush toilet" consists of units for which there is no flush toilet available in the structure. These units may lack other plumbing facilities also.

The categories of plumbing facilities presented in the 1960 report are not comparable with those in the 1950 report. The 1950 category "No running water or dilapidated" consisted of units that were either dilapidated or lacked running water inside the structure. The category "No private bath or dilapidated" consisted of all the units in the above category plus those units that had running water but lacked a flush toilet or bathtub (or shower) inside the structure for the exclusive use of the occupants.

Occupied housing unit.—A housing unit is occupied if it was the usual place of residence for the person or group of persons living in it at the time of enumeration. Included are units whose occupants were only temporarily absent (for example, on vacation) and units whose occupants had no usual place of residence elsewhere.

A count of unoccupied units may be computed by subtracting the sum of "owner occupied" and "renter occupied" units from total housing units. The count thus obtained, however, may not be a count of vacant units on the market. It includes all types of vacant units—those available for sale or rent as well as dilapidated units, seasonal units, and units held off the market for various reasons.

Tenure.—A housing unit is "owner occupied" if the owner or co-owner lived in the unit, even if it was mortgaged or not fully paid for. All other occupied units are classified as "renter occupied," whether or not cash rent was paid. For example, units occupied in exchange for services rendered are included in the "renter occupied" category, along with units for which a cash payment was made.

Color.—Occupied housing units are classified by the color of the head of the household. The color group designated as "non-white" consists of such races as the Negro, American Indian, Japanese, Chinese, Filipino, Korean, Asian Indian, and Malayan races. Persons of Mexican birth or ancestry who are not definitely of Indian or other nonwhite race are classified as white.

Persons per room.—The number of persons per room was computed for each occupied housing unit by dividing the number of persons by the number of rooms in the unit. The category "1.01 or more persons per room" indicates an average of more than one person to a room.

All persons enumerated in the Census of Population as members of the household were counted in determining the number of persons who occupied the housing unit, including any lodgers, foster children, wards, and resident employees who shared the living quarters of the household head.

Average number of rooms.—The number of rooms includes whole rooms used for living purposes, such as living rooms, dining

rooms, bedrooms, kitchens, finished attic or basement rooms, recreation rooms, lodgers' rooms, and rooms used for offices by a person living in the unit. Not counted as rooms are bathrooms; halls, foyers, or vestibules; closets; alcoves; pantries; strip or pullman kitchens; laundry or furnace rooms; unfinished attics, basements, and other space used for storage; porches, unless they had been permanently enclosed and were suitable for year-round use; and offices used only by persons not living in the unit. A partially divided room, such as a dinette next to a kitchen or living room, was to be counted as a separate room if there was a partition from floor to ceiling, but not if the partition consisted only of shelves or cabinets.

The average number of rooms (arithmetic mean) was computed by dividing the sum of the rooms for each tenure group by the number of owner or renter occupied units, respectively. The tabulation form contained a terminal category of "10 or more" rooms. For purposes of the computation, the terminal category was given a mean value of 11. As a result, 11 rooms is the arbitrary maximum average which could be obtained for any block.

Average value.—Value is the respondent's estimate of how much the property would sell for on today's market (April 1960). Value data are restricted to owner occupied units having only one housing unit in the property and no business. Trailers and units in multiunit structures were excluded from the tabulations.

The average value (arithmetic mean) was computed by dividing the sum of the values by the number of owner occupied units for which value is shown. Value was reported in class intervals, the lowest and highest intervals being "Less than \$5,000" and "\$85,000 or more," respectively. For purposes of the computation, the midpoints of the intervals were used except that a mean of \$3,500 was assigned for values less than \$5,000 and a mean of \$42,000 was assigned for values of \$85,000 or more. As a result, \$3,500 is the arbitrary minimum and \$42,000 is the arbitrary maximum average which could be obtained for any block.

In the computation, average values of less than \$20,000 were rounded downward to the nearest \$500 while average values of \$20,000 or more were rounded downward to the nearest \$1,000. Thus, an average of \$12,700 is shown as \$12,500 while an average of \$26,800 is shown as \$26,000.

In 1950, average value was not computed for owner occupied units separately but was shown in combination with vacant units available for sale. Further, value was tabulated to the nearest hundred dollars in 1950 and so used in the computation.

Average contract rent.—Contract rent is the rent agreed upon, regardless of any furnishings, utilities, or services that may be included. The average contract rent (arithmetic mean) was computed by dividing the sum of the rental amounts by the number of renter occupied units for which cash rent was paid; units for which no cash rent was paid were excluded from the computation. In 1950, average rent was not computed for renter occupied units separately but was shown in combination with vacant units available for rent.

COLLECTION AND PROCESSING OF DATA

Collection of data.—Two basic enumeration forms were used to collect the information for the subjects published for blocks. They were the Advance Census Report and a FOSDIC schedule.

An Advance Census Report was delivered by the Post Office Department, several days before the census date, to each household on postal delivery routes. This form contained questions which were to be answered for every housing unit. They were questions which the household members themselves could answer. Household members were requested to fill the Advance Census Report and have it ready for the census enumerator.

When the enumerator visited the unit, he transcribed the information from the Advance Census Report (ACR) to a FOSDIC schedule, a form specially designed for electronic data processing. If the ACR was not filled for the unit or if the form contained omissions or inconsistencies, the enumerator was instructed to ask the questions and record the answers directly on the FOSDIC schedule. The enumerator used the FOSDIC schedule also for recording information not required by the ACR, namely access to unit (which is pertinent to the identification of a housing unit), condition of unit, and all the information for vacant units. The questions on the FOSDIC form are somewhat briefer than the corresponding questions on the ACR, and the response categories also are abbreviated. Nevertheless, the intent of the questions on the two forms was the same. Illustrative portions of the FOSDIC enumeration schedule and the Advance Census Report Form are shown on pages XIII and XIV.

Soon after the enumerator started work, his schedules were examined in a formal field review. This operation was designed to assure at an early stage of the work that the enumerator was performing his duties properly and had corrected any errors he had made.

Electronic processing.—Several steps were required to process the data. First, the enumerator recorded the information by marking appropriate circles on the FOSDIC schedule. This schedule was later microfilmed and the information was read by FOSDIC (Film Optical Sensing Device for Input to Computers) which converted the markings to signals on magnetic tape. The tape, in turn, was processed in an electronic computer, which was used extensively to edit and tabulate the data and to produce the publication tables.

Editing.—In a mass statistical operation, such as a census, human and mechanical errors occasionally arise in one form or another—failure to obtain or record the required information, recording information in the wrong place, misreading position markings, skipping pages, and so on. These were minimized by means of operational control systems. Nonresponses and inconsistencies were eliminated by using the computer to analyze and correct the data or supply the missing entry. In general, little editing was required, although the amount varied by subject and by enumerator.

Whenever information was missing, an allocation procedure was used to assign an entry, thereby eliminating the need for a "not reported" category in the tabulations. The assignment was based on related information reported for the housing unit, or on information reported for a similar unit in the immediate neighborhood. For example, if tenure for an occupied unit was omitted but a rental amount was reported, the computer automatically edited tenure to "rented." On the other hand, if the unit was reported as "rented" but the amount of rent was missing, the computer automatically assigned the rent that was reported for the preceding renter occupied unit.

A similar procedure was used when the reported information was inconsistent. For example, if a housing unit was enumerated as having "no running water" but having both a bathtub (or shower) and flush toilet for the exclusive use of the occupants, the computer edited the water supply to "hot and cold water," a category considered to be consistent with the reported bathing and toilet facilities.

Specific tolerances were established for the number of computer allocations that were acceptable. If the number was beyond tolerance, the data were rejected and the original schedules were re-examined to determine the source of the error. Correction and reprocessing were undertaken as necessary.

Block number edit.—One aspect of the editing involved a procedure for checking the block number entry. On a map showing

blocks, a number was assigned to each block in advance of the enumeration. The enumerator was instructed to assign this number to the housing units that were located within the boundaries of the block as it is drawn on the map.

In some instances, the map suitable for block numbering was several years old and did not recognize construction of new streets or disappearance of others. Insofar as possible, the map was corrected for changes that were discovered prior to enumeration. In other cases, it was not feasible to make corrections. Hence, the map may not reflect the blocks as they exist on the ground. For example, a block as shown on the map may have been divided into two blocks. The housing units in the newly subdivided blocks would be assigned the one block number shown on the map. On the other hand, two blocks as shown on the map may have been merged into one. In the enumeration and in the editing, the intent was to identify which housing units were physically located in each of the two former blocks and assign the respective block number to each portion, even though only one block existed at the time of enumeration. Occasionally, blocks shown on the map have disappeared because of widespread demolitions, such as those accompanying new highway construction or industrial development. Such block numbers appear on the map but do not appear in table 2.

As with other items in a large scale operation, there were some errors in reporting block numbers. Although it was possible to identify and correct some of the errors, it was not possible or feasible to detect and correct others. For example, when an enumerator copied the wrong block number to the FOSDIO schedule or when he forgot to use another block number when he moved from one block to the next, it was usually not possible to detect the error in the editing.

Editing of block numbers was accomplished largely in the electronic computer. A control tape, listing the block numbers shown on the map for each enumeration district (an area assigned to one enumerator), was used by the computer to check against the block numbers recorded on the FOSDIO schedules by the enumerator. When a block number appeared on the FOSDIO schedule that was not listed on the control tape, the computer assigned the block number reported on the preceding FOSDIO page. The same procedure was followed when the block number was omitted from the FOSDIO schedule. When four or fewer housing units were involved, the computer automatically made the assignment. When more than four units were involved, however, a clerical edit was performed. The clerical edit made

it possible to check these block numbers so that the statistics would be consistent with the maps as drawn.

In the clerical edit, the addresses of the housing units involved were checked with the map, the enumerator's records were examined for comments and explanations, and block numbers were assigned as appropriate. Clerical edit was required also when the control tape contained block numbers which were not reported by the enumerator. If the enumerator reported there were no living quarters in the block, no further action was necessary. Otherwise, corrections were made according to the addresses of the units.

Accuracy of the data.—Block statistics provide the basis for studies which require housing data for small land segments. Blocks are the smallest areas for which housing data from the 1960 Census are provided. Such items as the delineation of living quarters into housing units and the classification of the condition of a unit were determined by the enumerator, and information for one block almost always represents the work of one enumerator. Therefore, users of the data should bear in mind that misinterpretation of the instructions or variation in interpretation of responses may lead to a wider margin of relative error and response variability in data for blocks than may be expected in data for census tracts or other larger areas. The systematic field review early in the enumeration corrected some of the errors arising from enumerator misunderstanding.

For the remaining characteristics, those which the household members reported on the ACR, the potential effect of individual enumerators on the data has been nullified to the extent that self-enumeration provided the response. The self-enumeration form provided uniform explanations and called attention to the response categories in a uniform manner.

Some innovations in 1960 reduced errors in processing and others produced a more consistent quality of editing. The elimination of the card punching operation removed one important source of error. The extensive use of electronic equipment ensured a more uniform and more flexible edit than could have been accomplished manually or by less intricate mechanical equipment. It is believed that the use of electronic equipment in the 1960 Census has improved the quality of the data compared with that of earlier censuses but, at the same time, it has introduced an element of difference in the statistics.

A more comprehensive statement on concepts and on the collection and processing of the 1960 Census data is to be found in the United States Summary, Volume I of the Housing Reports.

PORTION OF FOSDIC ENUMERATION SCHEDULE, Form 60PH-2

Budget Bureau No. 41-5890
Approved edition 10-31-60

U.S. DEPARTMENT OF COMMERCE—BUREAU OF THE CENSUS
1960 CENSUS OF POPULATION AND HOUSING

Form **60 PH-2**

1. Block No. **PH-2**

2. Page No. **2**

3. Census Tract No. **000000**

4. Precinct No. **000000**

5. Subprecinct No. **000000**

6. Census Route No. **000000**

7. Enumeration District No. **000000**

8. Block No. **000000**

9. House No. **000000**

10. Unit No. **000000**

EXAMPLE

P2. Name—Enter last name first.
List persons in this order:
(The head of household is listed first)
List all persons, including those who live in and their relatives living in the household, in this order:
(1) Head of household
(2) Spouse
(3) Son or daughter
(4) Other relatives
(5) Other persons, such as lodgers, boarders, or hired hands

Line No.	Name	P3. Relationship to head of household	P4. Sex	P5. Color or race	P6. Month and year of birth	P7. Marital status
1	Vernon, Alexander	Head of household	Male	White	19-50	Married
2	— Estelle	Wife of head	Female	White	19-40	Married
3	— Marcia	Daughter	Female	White	19-10	Never married
4	— Carol	Daughter	Female	White	19-00	Never married
5	— Alexander, Jr.	Son of head	Male	White	1950	Never married
6	Drayes, George	Other relative	Male	White	1950	Never married

THESE ITEMS ARE TO BE FILLED FOR ALL HOUSING UNITS, WHETHER OCCUPIED OR VACANT

H7. Address	H3. Type of housing unit	H4. Access to unit	H5. Kitchen equipment	H6. Condition	H7. Occupancy	H8. How many rooms in this unit?	H9. Bathing facilities	H10. Dishwasher	H11. Dishwasher	H12. Is this unit occupied?	H13. Vacancy status	H14. Description of property	H15. About how much would this property sell for on today's market?	H16. What is the monthly rent for this unit?
204 Apartment	Apartment	Direct from common area	Stove, sink, refrigerator, range, disposal	Sound, detached	Occupied	10	Hot and cold water, outside	Yes	Yes	Owned	For sale only	1 unit	Under \$5,000	0

PORTION OF ADVANCE CENSUS REPORT, Form 60PH-6

XIV



U.S. DEPARTMENT OF COMMERCE
BUREAU OF THE CENSUS



ADVANCE CENSUS REPORT FORM FOR THE 1960 CENSUS OF POPULATION AND HOUSING

Dear Householder:

This Government report form is for you to fill out before the Census Taker calls to take the 1960 Census of Population and Housing. The enclosed example will serve as a guide to help you put down the required answers for each member of your household.

If you will have the form ready for the Census Taker by April 1, you can help speed up the Census and reduce costs. In order to make the results more accurate, you are asked to consult other members of your household, if necessary, to get the dates of birth and other facts. Any visitors who stayed overnight in your home on Thursday, March 31, 1960 should be listed in Section C of the report.

As provided in the Constitution, the Census count will determine the number of seats in Congress to be apportioned to each State. The information which you give will also help Government and business in developing their plans, which may affect all of us.

In one out of every four homes, extra questions will be asked. That home is picked by chance, so that no one knows in advance whether it will be yours or your neighbor's. When the Census Taker comes, he will tell you if your household has been chosen.

The information that you are required to furnish is held confidential by law. Your Census report cannot be used for purposes of taxation, investigation, or regulation.

Sincerely yours,

Robert W. Burgess
Robert W. Burgess, Director
Bureau of the Census

DO NOT MAIL—HAVE READY FOR CENSUS TAKER

CONFIDENTIAL—The Census is required by the United States Constitution and further authorized by 13 U.S.C. 3, 141, 221-4. The law requires that the inquiries be answered completely and accurately, and guarantees that the information furnished will be accorded confidential treatment. The Census report cannot be used for purposes of taxation, investigation, or regulation.

EXAMPLES

SECTION D—These questions are about the place where you and the people you listed in Section A live. They refer to your house or the part of this house which you occupy, or to the apartment, flat, or rooms in which you live.

H5. Do you have a kitchen or cooking equipment? (Check one)
 For use of the people in your household only (those you listed in Section A)? Yes No
 Shared with another household or no cooking equipment? Yes No

H8. How many rooms are in your house or apartment? (Count a kitchen as a room but do not count bathroom)
 Number of rooms... 7

H9. Is there hot and cold running water in this house or building? (Check one)
 Hot and cold running water inside the house or building... Yes No
 Only cold running water inside... Yes No
 Running water on property but not inside building... Yes No
 No running water... Yes No

H10. Is there a flush toilet in this house or building? (Check one)
 Yes, for the use of this household only... Yes No
 Yes, but shared with another household... Yes No
 No flush toilet for the use of this household... Yes No

H11. Is there a bathtub or shower in this house or building? (Check one)
 Yes, for the use of this household only... Yes No
 Yes, but shared with another household... Yes No
 No bathtub or shower for the use of this household... Yes No

H12. Is the house, part of the house, or apartment in which you live: (Check one)
 Owned or being bought by you or someone else in your household? Yes No
 Rented for cash? Yes No
 Occupied without payment of cash rent? Yes No

HOME OWNERS AND BUYERS PLEASE ANSWER THIS QUESTION

H15. About how much do you think this property would sell for on today's market? (Check one)

Under \$5,000	<input type="checkbox"/>	\$5,000 to \$17,400	<input type="checkbox"/>
\$5,000 to \$7,400	<input type="checkbox"/>	\$17,500 to \$19,900	<input type="checkbox"/>
\$7,500 to \$9,900	<input type="checkbox"/>	\$20,000 to \$24,900	<input type="checkbox"/>
\$10,000 to \$12,400	<input type="checkbox"/>	\$25,000 to \$34,900	<input type="checkbox"/>
\$12,500 to \$14,900	<input checked="" type="checkbox"/>	\$35,000 or more	<input type="checkbox"/>

RENTERS PLEASE ANSWER THIS QUESTION

H16. If you pay your rent by the month—

What is your monthly rent? \$ 100.00 (nearest dollar)

OR

If you pay your rent by the week or some other period of time—

What is your rent and what period does it cover?
 \$ 20.00 per week (week, year, etc.) (nearest dollar)

SECTION E—PLEASE FILL SECTION E

1. Does anyone else live in this building or anywhere else on this property?
 Yes No

2. As far as you know, are there any recent apartments or recent rooms for rent in this building or elsewhere on this property?
 Yes No

3. Name of person who filled this form
Alexander J. Vemon

4. Your address (House number, street, city, State)
204 Lavin Ave., Lorchaide, Ohio

5. Your telephone No.
MIine 2-7296

SECTION F—FOR CENSUS TAKER'S USE ONLY

1. E.D. No. _____

2. Page No. _____

3. Housing data on ACR
 a. Recorded on 1 HU.
 b. Rented.

Fill Inside Page for Population Census
HOLD THIS REPORT FOR THE CENSUS TAKER—DO NOT MAIL

Table 1.—CHARACTERISTICS OF HOUSING UNITS, FOR THE CITY: 1960

Subject	Number	Percent	Subject	Number	Percent
All housing units.....	29,754	100.0	Occupied housing units—Con.		
CONDITION AND PLUMBING			COLOR		
Sound.....	27,623	92.8	White.....	26,142	91.5
With all plumbing facilities.....	27,279	91.7	Nonwhite.....	2,430	8.5
Lacking some or all facilities.....	344	1.2	PERSONS PER ROOM		
Deteriorating.....	1,436	4.8	1.00 or less.....	26,141	91.5
With all plumbing facilities.....	1,128	3.8	1.01 or more.....	2,431	8.5
Lacking some or all facilities.....	308	1.0	AVERAGE NUMBER OF ROOMS		
With flush toilet.....	270	0.9	Owner occupied.....	6.0	...
No flush toilet.....	38	0.1	Renter occupied.....	4.0	...
Dilapidated.....	695	2.3	VALUE AND RENT		
Occupied housing units.....	28,572	100.0	Average value.....dollars..	18,400	...
TENURE			Average contract rent.....dollars..	90	...
Owner occupied.....	10,814	37.6			
Renter occupied.....	17,758	62.2			

NOTE.—On the map for Alexandria approximately 850 blocks are identified.

Table 2.—CHARACTERISTICS OF HOUSING UNITS, BY BLOCKS: 1960

["Total population" contains no persons in group quarters unless preceded by asterisk (*) denotes less than 10 percent; two asterisks (**), 10 percent or more]

Blocks within census tracts	Total population	All housing units by condition and plumbing								Occupied housing units								
		Total	Sound			Deteriorating			Dilapidated	Owner occupied			Renter occupied			Occupied by non-white	1.01 or more persons per room	
			Total	With all plumbing facilities	Lacking some or all facilities	Total	With all plumbing facilities	Lacking some or all facilities		With flush toilet	No flush toilet	Total	Average value (dollars)	Average number of rooms	Total			Average contract rent (dollars)
1.....	2719	950	928	915	13	19	11	...	8	3	387	21000	6.4	480	107	4.5	4	15
1.....	8	4
2.....	145	66	64	64	...	2	2	...	41	16500	6.0	9	98	4.4
3.....	70	18	15	15	...	3	3	17	17000	6.4	1	1
4.....	34	11	11	11	9	20000	6.0	1
5.....	22	7	7	7	7	21000	6.0
6.....	38	8	8	8	7	23000	6.7	1
7.....	24	7	7	7	6	23000	6.3	1
8.....	12	5	5	5	4
9.....	12	3
10.....	48	11	11	11	8	17500	5.8	3
11.....	18	5	5	5	4
12.....	20	21	21	21	5	21000	7.0
13.....	55	17	12	11	1	5	5	14	11000	5.5	3	1
14.....	12	3
15.....	16	3
16.....	170	57	57	57	56	95	4.6	1
17.....	566	233	233	233	1	230	86	4.5
18.....	250	138	135	129	6	1	1	2	16	19500	6.6	83	155	3.7	3	2
19.....	61	14	14	14	12	28000	8.3	2
20.....	5	1
21.....	44	12	12	12	12	28000	7.3
23.....	812	214	213	213	...	1	1	...	186	23000	6.6	24	155	6.5	1	2
24.....	4	1
26.....	15	7	4	2	2	2	1	...	1	1	3	3
27.....	11	3
28.....	105	45	45	45	45	89	4.4
31.....	20	8	8	8	5	...	3.2	3
32.....	41	12	12	12	7	14500	6.1	5	...	3.0	...	1
33.....	81	16	14	12	2	2	2	...	9	15000	6.1	7	91	4.7	...	7
2.....	*2305	728	715	714	1	9	3	...	6	4	91	28000	6.7	612	119	4.3	11	27
1.....	*669	260	247	246	1	9	3	...	6	4	63	26000	6.4	189	118	3.4	10	4
2.....	1333	392	392	392	12	22000	5.4	370	120	4.4	...	22
4.....	**216	48	48	48	48	...	5.9	1	1
5.....	9	1
6.....	78	27	27	27	15	40000	8.7	5	...	8.8
3.....	3507	903	895	894	1	6	5	...	1	2	519	22000	6.7	331	126	4.9	3	51
2.....	45	10	10	10	9	28000	7.3	1
4.....	380	102	101	101	90	24000	7.0	1	2
5.....	80	18	18	18	18	23000	7.0
6.....	199	53	53	53	23	23000	6.9	27	147	5.1	...	3
7.....	88	22	22	22	19	23000	7.5	3
8.....	112	30	30	30	30	23000	6.4	1
9.....	106	25	25	25	24	22000	6.5	1	1
10.....	84	19	19	19	17	23000	6.6	2	1
11.....	60	15	15	15	14	23000	6.5	1
13.....	70	17	16	16	1	15	21000	6.2	2
14.....	727	175	175	175	154	22000	6.5	3	2	5
15.....	129	29	29	29	28	23000	7.0	1
16.....	112	27	27	27	23	22000	6.7	4

City Block Characteristics

Table 2.—CHARACTERISTICS OF HOUSING UNITS, BY BLOCKS: 1960—Con.

["Total population" contains no persons in group quarters unless preceded by asterisk; one asterisk (*) denotes less than 10 percent; two asterisks (**), 10 percent or more]

Table with columns: Blocks within census tracts, Total population, All housing units by condition and plumbing (Sound, Deteriorating), Occupied housing units (Owner occupied, Renter occupied), and 1.01 or more persons per room. Rows list census tracts 38 through 63, and 14 through 15.

City Block Characteristics

Table 2.—CHARACTERISTICS OF HOUSING UNITS, BY BLOCKS: 1960—Con.

["Total population" contains no persons in group quarters unless preceded by asterisk: one asterisk (*) denotes less than 10 percent; two asterisks (**), 10 percent or more]

Blocks within census tracts	Total population	All housing units by condition and plumbing								Occupied housing units							
		Total	Sound		Deteriorating			Dilapidated	Owner occupied			Renter occupied			Occupied by non-white	1.01 or more persons per room	
			Total	With all plumbing facilities	Lacking some or all facilities	Total	With all plumbing facilities		Lacking some or all facilities	Total	Average value (dollars)	Average number of rooms	Total	Average contract rent (dollars)			Average number of rooms
61...	104	57	57	57	56	73	3.5
62...	141	92	92	92	12	18500	5.7	77	78	3.6	...
63...	29	16	16	16	12	20000	5.7	3
64...	*17
66...	67	29	29	29	18	29000	6.2	7	177	6.0	...
68...	361	182	182	182	1	178	83	4.2	...
71...	1165	771	771	771	6	13500	2.7	730	118	2.6	...

U.S. CENSUS OF HOUSING: 1960

Series HC(3)-396

CITY BLOCKS

Arlington County, Va.

Prepared under the supervision of
WAYNE F. DAUGHERTY, Chief
Housing Division



U.S. DEPARTMENT OF COMMERCE

Luther H. Hodges, *Secretary*

BUREAU OF THE CENSUS

Richard M. Scammon, *Director (From May 1, 1961)*

Robert W. Burgess, *Director (To March 3, 1961)*





BUREAU OF THE CENSUS

RICHARD M. SCAMMON, *Director* (From May 1, 1961)

ROBERT W. BURGESS, *Director* (To March 3, 1961)

A. ROSS ECKLER, *Deputy Director*
HOWARD C. GRIEVES, *Assistant Director*
CONRAD TABUBER, *Assistant Director*
MORRIS H. HANSEN, *Assistant Director for Statistical Standards*
CHARLES B. LAWRENCE, JR., *Assistant Director for Operations*
WALTER L. KEHRES, *Assistant Director for Administration*
CALVERT L. DEDRICK, *Chief, International Statistical Programs Office*
A. W. VON STRUVE, *Acting Public Information Officer*

Housing Division—

WAYNE F. DAUGHERTY, *Chief*
DANIEL B. RATHBUN, *Assistant Chief*
BEULAH WASHBAUGH, *Special Assistant*
MILTON D. LIEBERMAN, *Chief, Coordination and Research*

Decennial Operations Division—GLEN S. TAYLOR, *Chief*
Electronic Systems Division—ROBERT F. DRURY, *Chief*
Field Division—JEFFERSON D. MCPIKE, *Chief*
Geography Division—WILLIAM T. FAY, *Chief*
Population Division—HOWARD G. BRUNSMAN, *Chief*
Statistical Methods Division—JOSEPH STEINBERG, *Chief*

Library of Congress Card Number: A61-9347

SUGGESTED CITATION

U.S. Bureau of the Census. *U.S. Census of Housing: 1960. Vol. III, City Blocks.*
Series HC(3), No. 396.
U.S. Government Printing Office, Washington, D.C., 1961.

For sale by the Superintendent of Documents, U.S. Government Printing Office, Washington 25, D.C.
or any of the Field Offices of the Department of Commerce — Price 30 cents.

Table 1.—CHARACTERISTICS OF HOUSING UNITS, FOR THE AREA. 1960

Subject	Number	Percent	Subject	Number	Percent
All housing units	56,949	100.0	Occupied housing units—Con.		
CONDITION AND PLUMBING			COLOR		
Sound	54,432	95.6	White	52,455	96.3
With all plumbing facilities	54,081	95.0	Nonwhite	2,043	3.7
Lacking some or all facilities	351	0.6	PERSONS PER ROOM		
Deteriorating	2,208	3.9	1.00 or less	52,157	95.7
With all plumbing facilities	2,070	3.6	1.01 or more	2,341	4.3
Lacking some or all facilities	138	0.2	AVERAGE NUMBER OF ROOMS		
With flush toilet	121	0.2	Owner occupied	6.2	...
No flush toilet	17	...	Renter occupied	3.9	...
Dilapidated	309	0.5	VALUE AND RENT		
Occupied housing units	54,498	100.0	Average value	20,300	...
TENURE			Average contract rent	102	...
Owner occupied	22,612	42.5			
Renter occupied	31,886	58.5			

NOTE.—On the map for Arlington County approximately 1,560 blocks are identified.

Table 2.—CHARACTERISTICS OF HOUSING UNITS, BY BLOCKS: 1960

["Total population" contains no persons in group quarters unless preceded by asterisk; one asterisk (*) denotes less than 10 percent; two asterisks (**), 10 percent or more]

Blocks within census tracts	Total population	All housing units by condition and plumbing								Occupied housing units							
		Total	Sound			Deteriorating			Dilapidated	Owner occupied			Renter occupied			Occupied by non-white	1.01 or more persons per room
			Total	With all plumbing facilities	Lacking some or all facilities	Total	With all plumbing facilities	Lacking some or all facilities		Total	Average value (dollars)	Average number of rooms	Total	Average contract rent (dollars)	Average number of rooms		
1.....	*5418	1512	1500	1496	4	10	10	...	2	1235	20000	6.1	245	133	5.7	3	47
1....	84	25	25	25	22	20000	5.6	2
2....	57	16	16	16	15	20000	5.7	1
3....	32	10	10	10	8	18500	5.3	2
4....	190	52	52	52	48	22000	6.7	4
5....	57	12	12	12	11	21000	6.5	1
6....	298	78	78	78	67	20000	5.9	11	144	6.0	...	4
7....	40	9	9	9	9	22000	6.8
8....	27	11	9	9	...	1	1	...	1	8	22000	6.0	2	1
9....	125	31	31	31	26	20000	6.0	5	...	5.8	...	3
10....	67	27	27	27	16	23000	6.3	2	2
11....	9	3	...	27
12....	70	18	18	18	13	21000	6.2	5	140	6.2
13....	50	13	13	13	10	21000	6.3	3
14....	83	21	21	21	20	21000	6.3	1	1	2
15....	95	27	27	27	24	22000	6.3	2
16....	53	13	13	13	12	21000	6.3	1
17....	37	10	10	10	10	22000	6.1
18....	94	28	28	28	23	22000	6.0	5	151	6.0
19....	128	37	36	36	...	1	1	29	17500	5.2	6	139	5.7	...	2
20....	133	35	35	35	29	21000	6.2	6	133	5.5	...	1
21....	101	30	30	30	23	19500	5.9	6	146	5.2	...	1
22....	90	27	27	27	19	17000	5.1	8	126	5.0
23....	10	3
24....	81	22	22	22	14	16500	5.3	8	119	5.0	...	3
25....	209	62	61	61	1	57	21000	6.0	3
26....	68	18	18	17	1	17	20000	5.8	1	1
27....	8	4
28....	19	6	6	6	4	1
29....	81	24	24	24	21	22000	6.0	3	1
30....	81	21	21	21	19	21000	6.7	2
31....	34	7	7	7	5	22000	7.2	2	1
32....	50	13	13	13	12	18500	5.9	1	2
33....	41	12	12	12	10	20000	5.8	2
34....	151	42	42	42	38	19500	5.9	4
35....	62	17	17	17	13	20000	6.0	4
36....	76	23	23	23	18	21000	6.3	4
37....	**37	1
38....	45	19	19	19	13	26000	7.2	1	2
39....	82	23	23	23	16	21000	6.2	7	146	6.1
40....	5	2
41....	15	4
42....	72	20	16	16	...	4	4	12	23000	6.5	7	92	4.4	...	1
43....	90	26	25	25	...	1	1	14	12500	5.0	12	98	4.4	...	4
44....	51	12	12	12	3	9	108	5.6	...	1
45....	81	27	27	27	26	19000	5.5	1	1
46....	100	28	28	28	23	16000	5.2	5	110	6.0	...	1
47....	112	31	31	31	28	19500	5.9	3	2
48....	84	20	20	20	17	19500	6.4	3
49....	50	16	16	16	14	19500	6.1	1
50....	71	20	19	19	...	1	1	17	19000	6.1	3	1
51....	75	20	20	20	17	20000	6.6	3	1

City Block Characteristics

Table 2.—CHARACTERISTICS OF HOUSING UNITS, BY BLOCKS: 1960—Con.

["Total population" contains no persons in group quarters unless preceded by asterisk; one asterisk (*) denotes less than 10 percent; two asterisks (**), 10 percent or more]

Table with columns: Blocks within census tracts, Total population, All housing units by condition and plumbing (Sound, Deteriorating, Dilapidated), Occupied housing units (Owner occupied, Renter occupied), Occupied by non-white, 1.01 or more persons per room.

Table 2.—CHARACTERISTICS OF HOUSING UNITS, BY BLOCKS: 1960—Con.

["Total population" contains no persons in group quarters unless preceded by asterisk; one asterisk (*) denotes less than 10 percent; two asterisks (**), 10 percent or more]

Table with columns: Blocks within census tracts, Total population, All housing units by condition and plumbing (Sound, Deteriorating, Dilapidated), Occupied housing units (Owner occupied, Renter occupied), and 1.01 or more persons per room. Rows list census tracts 32 through 57.

U.S. CENSUS OF HOUSING: 1960

Series HC(3)-397

CITY BLOCKS

Hampton, Va.

Prepared under the supervision of
WAYNE F. DAUGHERTY, Chief
Housing Division




U.S. DEPARTMENT OF COMMERCE

Luther H. Hodges, Secretary

BUREAU OF THE CENSUS

Richard M. Scammon, Director (From May 1, 1961)
Robert W. Burgess, Director (To March 3, 1961)





BUREAU OF THE CENSUS

RICHARD M. SCAMMON, *Director* (From May 1, 1961)

ROBERT W. BURGESS, *Director* (To March 3, 1961)

A. ROSS ECKLER, *Deputy Director*
HOWARD C. GRIEVES, *Assistant Director*
CONRAD TAEBER, *Assistant Director*
MORRIS H. HANSEN, *Assistant Director for Statistical Standards*
CHARLES B. LAWRENCE, JR., *Assistant Director for Operations*
WALTER L. KEHRES, *Assistant Director for Administration*
CALVERT L. DEDRICK, *Chief, International Statistical Programs Office*
A. W. VON STRUVE, *Acting Public Information Officer*

Housing Division—

WAYNE F. DAUGHERTY, *Chief*
DANIEL B. RATHBUN, *Assistant Chief*
BEULAH WASHABAUGH, *Special Assistant*
MILTON D. LIBBERMAN, *Chief, Coordination and Research*

Decennial Operations Division—GLEN S. TAYLOR, *Chief*
Electronic Systems Division—ROBERT F. DRURY, *Chief*
Field Division—JEFFERSON D. MCPHIE, *Chief*
Geography Division—WILLIAM T. FAY, *Chief*
Population Division—HOWARD G. BRUNSMAN, *Chief*
Statistical Methods Division—JOSEPH STEINBERG, *Chief*

Library of Congress Card Number: A61-9347

SUGGESTED CITATION

U.S. Bureau of the Census. *U.S. Census of Housing: 1960. Vol. III, City Blocks.*
Series HC(3), No. 397.
U.S. Government Printing Office, Washington, D.C., 1961.

For sale by the Superintendent of Documents, U.S. Government Printing Office, Washington 25, D.C.
or any of the Field Offices of the Department of Commerce — Price 25 cents.

Table 1.—CHARACTERISTICS OF HOUSING UNITS, FOR THE CITY: 1960

Table with 6 columns: Subject, Number, Percent, Subject, Number, Percent. Rows include All housing units (26,193), Occupied housing units—Con., CONDITION AND PLUMBING, TENURE, COLOR, PERSONS PER ROOM, AVERAGE NUMBER OF ROOMS, and VALUE AND RENT.

NOTE.—On the map for Hampton approximately 930 blocks are identified.

Table 2.—CHARACTERISTICS OF HOUSING UNITS, BY BLOCKS: 1960

["Total population" contains no persons in group quarters unless preceded by asterisk (*) denotes less than 10 percent; two asterisks (**), 10 percent or more]

Large table with 19 columns: Blocks within census tracts, Total population, All housing units by condition and plumbing (Total, Sound, Deteriorating, Dilapidated), Occupied housing units (Owner occupied, Renter occupied), Occupied by non-white, 1.01 or more persons per room.

Table 2.—CHARACTERISTICS OF HOUSING UNITS, BY BLOCKS: 1960—Con.

["Total population" contains no persons in group quarters unless preceded by asterisk; one asterisk (*) denotes less than 10 percent; two asterisks (**), 10 percent or more]

Table with 19 columns: Blocks within census tracts, Total population, Total, Sound (Total, With all plumbing facilities, Lacking some or all facilities), Deteriorating (Total, With all plumbing facilities, Lacking some or all facilities (With flush toilet, No flush toilet), Dilapidated, Owner occupied (Total, Average value, Average number of rooms), Renter occupied (Total, Average contract rent, Average number of rooms), Occupied by non-white, 1.01 or more persons per room.

Table 2.—CHARACTERISTICS OF HOUSING UNITS, BY BLOCKS: 1960—Con.

["Total population" contains no persons in group quarters unless preceded by asterisk; one asterisk (*) denotes less than 10 percent; two asterisks (**), 10 percent or more]

Blocks within census tracts	Total population	All housing units by condition and plumbing									Occupied housing units							
		Total	Sound			Deteriorating			Dilapidated	Owner occupied			Renter occupied			Occupied by non-white	1.01 or more persons per room	
			Total	With all plumbing facilities	Lacking some or all facilities	Total	With all plumbing facilities	Lacking some or all facilities		Total	Average value (dollars)	Average number of rooms	Total	Average contract rent (dollars)	Average number of rooms			
								With flush toilet										No flush toilet
40...	33	11	5	4	1	1	1	5	5	8500	6.6	5	43	4.2	...	1
41...	72	24	24	21	3	16	11500	5.4	8	48	3.5
42...	25	6	6	6	2	4	1
43...	33	12	12	12	8	15000	5.9	4
44...	39	11	11	11	10	11000	5.2	1
45...	25	8	8	8	7	10000	5.7	1	1
46...	64	19	19	19	13	11500	5.5	5	89	5.2	...	2
47...	54	14	14	14	11	11000	6.0	3	1
48...	32	9	9	9	6	12000	6.5	3	1
49...	45	15	15	15	8	12500	5.8	7	46	4.4
50...	48	15	15	15	11	11500	5.5	4
51...	74	23	23	23	21	13500	6.1	2	1
52...	67	21	21	21	19	14000	6.2	2
53...	*218	109	103	100	3	3	2	...	1	3	11	6000	5.7	94	103	4.0	8	...
54...	201	60	58	58	...	2	2	56	11000	5.1	4	2
55...	119	36	36	36	33	17000	6.6	3
56...	49	19	19	19	18	10500	5.5	1
57...	53	24	23	23	...	1	1	19	11000	4.8	5	55	3.6	...	1
58...	96	26	26	26	20	9500	5.3	6	67	4.7	...	1
59...	42	18	14	14	...	4	4	12	8500	5.3	5	49	3.4
60...	13	4
62...	53	19	18	18	1	13	12500	5.8	5	...	4.0
63...	79	28	19	19	...	8	8	1	20	11000	6.0	4	2

U.S. CENSUS OF HOUSING: 1960

Series HC(3)-398

CITY BLOCKS

Harrisonburg, Va.

Prepared under the supervision of
WAYNE F. DAUGHERTY, Chief
Housing Division




U.S. DEPARTMENT OF COMMERCE

Luther H. Hodges, *Secretary*

BUREAU OF THE CENSUS

Richard M. Scammon, *Director (From May 1, 1961)*

Robert W. Burgess, *Director (To March 3, 1961)*





BUREAU OF THE CENSUS

RICHARD M. SCAMMON, *Director* (From May 1, 1961)

ROBERT W. BURGESS, *Director* (To March 3, 1961)

A. ROSS ECKLER, *Deputy Director*
HOWARD C. GRIEVES, *Assistant Director*
CONRAD TAEUBER, *Assistant Director*
MORRIS H. HANSEN, *Assistant Director for Statistical Standards*
CHARLES B. LAWRENCE, JR., *Assistant Director for Operations*
WALTER L. KEHRRES, *Assistant Director for Administration*
CALVERT L. DEDRICK, *Chief, International Statistical Programs Office*
A. W. VON STRUVE, *Acting Public Information Officer*

Housing Division—

WAYNE F. DAUGHERTY, *Chief*
DANIEL B. RATHBUN, *Assistant Chief*
BEULAH WASHBAUGH, *Special Assistant*
MILTON D. LIEBERMAN, *Chief, Coordination and Research*

Decennial Operations Division—GLEN S. TAYLOR, *Chief*
Electronic Systems Division—ROBERT F. DRURY, *Chief*
Field Division—JEFFERSON D. McPIKE, *Chief*
Geography Division—WILLIAM T. FAY, *Chief*
Population Division—HOWARD G. BRUNMAN, *Chief*
Statistical Methods Division—JOSEPH STEINBERG, *Chief*

Library of Congress Card Number: A61-9347

SUGGESTED CITATION

U.S. Bureau of the Census. *U.S. Census of Housing: 1960. Vol. III, City Blocks.*
Series HC(3), No. 398.
U.S. Government Printing Office, Washington, D.C., 1961.

For sale by the Superintendent of Documents, U.S. Government Printing Office, Washington 25, D.C.
or any of the Field Offices of the Department of Commerce—Price 25 cents.

Table 1.—CHARACTERISTICS OF HOUSING UNITS, FOR THE CITY: 1960

Subject	Number	Percent	Subject	Number	Percent
All housing units	3,662	100.0	Occupied housing units—Con.		
CONDITION AND PLUMBING			COLOR		
Sound	2,619	71.5	White	3,300	94.3
With all plumbing facilities	2,432	66.4	Nonwhite	200	5.7
Lacking some or all facilities	187	5.1	PERSONS PER ROOM		
Deteriorating	756	20.6	1.00 or less	3,257	93.1
With all plumbing facilities	462	12.6	1.01 or more	243	6.9
Lacking some or all facilities	294	8.0	AVERAGE NUMBER OF ROOMS		
With flush toilet	260	7.1	Owner occupied	6.3	...
No flush toilet	34	0.9	Renter occupied	4.4	...
Dilapidated	287	7.8	VALUE AND RENT		
Occupied housing units	3,500	100.0	Average value.....dollars	14,300	...
TENURE			Average contract rent.....dollars	49	...
Owner occupied	1,804	51.5			
Renter occupied	1,696	48.5			

NOTE.—On the map for Harrisonburg approximately 200 blocks are identified.

Table 2.—CHARACTERISTICS OF HOUSING UNITS, BY BLOCKS: 1960

["Total population" contains no persons in group quarters unless preceded by asterisk: one asterisk (*) denotes less than 10 percent; two asterisks (**), 10 percent or more]

Blocks	Total population	All housing units by condition and plumbing								Occupied housing units								
		Sound				Deteriorating				Owner occupied				Renter occupied				
		Total	With all plumbing facilities	Lacking some or all facilities	Dilapidated	Total	With all plumbing facilities	Lacking some or all facilities	Dilapidated	Total	Average value (dollars)	Average number of rooms	Total	Average contract rent (dollars)	Average number of rooms	Occupied by non-white	1.01 or more persons per room	
TOTAL	**11916	3662	2619	2432	187	756	462	260	34	287	1804	14000	6.3	1696	49	4.4	200	243
1...	76	23	21	21	...	1	1	1	15	11000	5.5	6	45	4.2	...	1
2...	41	9	5	5	...	4	...	1	5	...	5.4	4
3...	97	32	18	17	1	13	7	6	...	1	17	7500	6.5	14	43	5.1	...	1
4...	114	36	33	28	5	3	...	1	2	...	22	8000	5.6	14	41	4.1	...	3
5...	90	29	9	7	2	20	4	16	9	5000	5.1	18	39	5.2	...	3
6...	120	40	23	22	1	15	9	6	...	2	28	6500	5.6	11	35	5.0	...	1
7...	27	8	7	7	...	1	1	7	9000	6.3	1	
8...	45	13	11	11	...	2	2	12	10000	5.5	1	
9...	39	12	1	1	...	11	11	9	10000	5.2	3	
10...	19	8	2	2	...	6	6	7	11000	5.3	1	
11...	27	8	1	1	...	7	7	6	5500	5.3	2	
12...	12	4	
13...	49	16	11	10	1	4	3	1	...	1	12	6500	5.3	3	2	
14...	41	17	8	8	...	9	9	8	12000	5.5	8	56	5.6	...	
15...	35	12	8	8	...	4	4	6	12500	6.5	6	50	4.5	...	
16...	104	40	25	24	1	13	7	6	...	2	26	9000	6.8	14	39	4.6	...	
17...	99	26	12	8	4	11	3	7	1	3	10	5000	6.1	16	35	4.8	...	
18...	40	16	6	...	6	...	10	15	36	3.3	...	
19...	**59	18	6	3	3	2	...	1	1	10	4	12	26	4.2	5	3
20...	89	20	3	2	1	9	4	5	...	8	12	5500	5.7	7	24	4.0	9	7
21...	192	57	30	28	2	12	7	3	2	15	28	11500	5.8	27	76	4.0	4	10
22...	38	12	12	8	2	2	...	7	6500	6.6	3	9	1
23...	56	14	1	1	...	1	1	12	4	8	18	4.9	11	4
24...	148	41	5	5	...	11	5	5	1	25	6	9000	6.5	31	26	4.7	26	7
26...	39	16	15	11	4	1	1	12	11500	6.4	4	
27...	39	15	15	14	1	10	11500	6.9	5	58	4.4	...	
28...	17	6	6	6	5	...	6.8	1	
30...	34	11	11	11	11	14500	5.5	
31...	9	4	
32...	212	65	59	57	2	6	5	1	59	12000	5.6	6	88	4.8	...	4
33...	81	26	18	18	...	6	5	1	...	2	11	10500	6.6	12	60	5.6	...	3
34...	79	28	20	20	...	8	8	16	9500	5.9	10	52	5.0	...	1
35...	119	33	23	22	1	10	8	2	22	10500	6.5	11	45	6.1
36...	87	28	28	28	23	10000	5.1	4	
37...	18	5	5	5	2	3	
38...	26	9	9	9	8	15500	6.4	1	
39...	65	20	12	8	4	8	4	4	10	10000	5.8	10	55	4.3	...	2
40...	*87	23	7	5	2	...	16	2	21	39	4.9	7	4
41...	*90	22	2	...	2	...	20	1	20	23	4.5	16	8
42...	*75	15	2	2	...	7	5	2	...	6	6	8500	6.3	9	28	5.2	15	4
43...	37	10	8	8	...	2	2	4	6	47	4.0	...	2
44...	29	8	6	4	2	1	...	1	4	4	8	2
45...	42	11	7	7	...	4	4	8	6000	5.0	2	
46...	30	7	1	1	...	5	5	1	...	1	2	4	6	1
47...	23	7	1	1	...	6	5	1	3	4	
48...	32	10	8	8	...	2	2	6	7000	5.7	4	
49...	62	18	8	8	...	10	6	4	5	8500	5.8	13	87	4.8	...	2
50...	49	19	16	16	...	3	3	12	8000	5.6	6	34	4.0	...	
51...	94	33	20	15	5	13	3	10	5	9000	5.6	26	45	3.9	...	5
52...	46	19	4	4	...	7	6	1	...	8	14	9500	6.3	5	21	4.2	18	...
53...	62	20	4	3	1	2	...	2	...	14	8	7000	5.9	12	23	4.4	12	5

Table 2.—CHARACTERISTICS OF HOUSING UNITS, BY BLOCKS: 1960—Con.

["Total population" contains no persons in group quarters unless preceded by asterisk; one asterisk (*) denotes less than 10 percent; two asterisks (**), 10 percent or more]

Blocks	Total population	All housing units by condition and plumbing									Occupied housing units							
		Total	Sound			Deteriorating			Dilapidated	Owner occupied			Renter occupied			Occupied by non-white	1.01 or more persons per room	
			Total	With all plumbing facilities	Lacking some or all facilities	Total	With all plumbing facilities	Lacking some or all facilities		Total	Average value (dollars)	Average number of rooms	Total	Average contract rent (dollars)	Average number of rooms			
								With flush toilet										No flush toilet
142...	30	9	9	9	8	20000	7.0	1	
143...	36	11	11	11	10	20000	6.0	1	
144...	41	10	10	10	8	25000	6.4	2	
145...	45	15	12	12	...	3	3	7	21000	5.6	7	64	5.0	...	1	
146...	44	12	12	12	8	14000	6.0	4	
147...	77	24	24	24	14	19500	6.3	10	68	4.4	...	3	
148...	29	9	9	9	8	23000	6.1	1	
149...	17	6	6	6	6	27000	5.7	
150...	42	16	16	16	13	20000	5.7	3	
151...	32	10	10	10	10	21000	6.1	
152...	59	16	16	16	15	21000	6.2	1	1	
153...	43	15	15	15	10	14500	6.5	4	2	
154...	98	30	30	30	15	14500	6.3	14	54	5.6	1	1	
155...	87	26	25	25	...	1	1	18	16000	6.2	8	61	5.1	
156...	35	11	10	10	...	1	1	9	17500	6.4	1	
157...	29	9	9	9	7	22000	6.4	2	
158...	30	12	12	12	8	16500	4.9	4	
159...	11	4	
160...	115	32	32	32	18	17000	6.1	14	68	5.4	...	1	
161...	*280	82	82	82	72	15500	5.7	9	78	5.2	1	3	
162...	16	7	7	7	5	13500	7.4	2	
163...	42	17	17	17	10	10000	4.9	6	73	5.0	
164...	91	25	24	24	...	1	...	1	...	18	16500	6.4	6	76	5.3	...	1	
165...	89	28	28	28	25	30000	7.6	2	
166...	39	13	13	13	8	33000	7.0	4	1	
167...	23	8	8	8	7	32000	7.0	
168...	54	16	16	16	14	28000	6.4	2	
169...	13	5	5	5	3	1	2	
170...	41	18	14	13	1	4	4	8	11500	5.8	9	42	3.1	...	2	
171...	77	26	25	25	...	1	1	18	18000	7.3	7	77	5.1	...	1	
172...	17	7	7	7	5	15500	6.8	2	
173...	28	12	12	11	1	10	12000	5.9	1	
174...	54	14	14	14	14	17500	5.9	
175...	36	12	12	12	10	18500	5.9	1	
176...	47	16	16	14	2	11	15500	5.5	5	46	4.8	
177...	64	20	20	20	15	15500	5.8	5	77	5.2	
178...	71	28	28	28	16	13500	5.6	12	61	4.6	1	...	
179...	8	2	
180...	51	14	13	13	...	1	1	12	11000	5.5	1	2	
182...	16	7	5	1	4	2	1	...	1	4	1	
183...	13	3	
184...	14	4	
185...	2	1	
186...	7	2	
187...	12	6	1	1	...	5	3	2	...	1	5	21	4.8	
188...	13	4	
190...	15	5	5	5	4	1	
191...	7	2	
193...	98	28	4	1	3	9	9	15	4000	3.6	11	39	3.6	4	10	
195...	2	1	
196...	...	1	
198...	29	14	14	14	4	10	68	4.5	
199...	23	9	9	9	6	21000	9.3	2	
200...	4	3	
201...	17	5	5	5	5	18500	6.8	
203...	26	7	7	7	6	16000	6.0	1	

U.S. CENSUS OF HOUSING: 1960

Series HC(3)-399

CITY BLOCKS

Lynchburg, Va.

Prepared under the supervision of
WAYNE F. DAUGHERTY, Chief
Housing Division




U.S. DEPARTMENT OF COMMERCE

Luther H. Hodges, Secretary

BUREAU OF THE CENSUS

Richard M. Scammon, Director (From May 1, 1961)
Robert W. Burgess, Director (To March 3, 1961)





BUREAU OF THE CENSUS

RICHARD M. SCAMMON, *Director* (From May 1, 1961)

ROBERT W. BURGESS, *Director* (To March 3, 1961)

A. ROSS ECKLER, *Deputy Director*
HOWARD C. GRIEVES, *Assistant Director*
CONRAD TAEUBER, *Assistant Director*
MORRIS H. HANSEN, *Assistant Director for Statistical Standards*
CHARLES B. LAWRENCE, JR., *Assistant Director for Operations*
WALTER L. KEHRES, *Assistant Director for Administration*
CALVERT L. DEDRICK, *Chief, International Statistical Programs Office*
A. W. VON STRUVE, *Acting Public Information Officer*

Housing Division—

WAYNE F. DAUGHERTY, *Chief*
DANIEL B. RATHBUN, *Assistant Chief*
BEULAH WASHABAUGH, *Special Assistant*
MILTON D. LIBBERMAN, *Chief, Coordination and Research*

Decennial Operations Division—GLEN S. TAYLOR, *Chief*
Electronic Systems Division—ROBERT F. DRURY, *Chief*
Field Division—JEFFERSON D. MCPHER, *Chief*
Geography Division—WILLIAM T. FAY, *Chief*
Population Division—HOWARD G. BRUNSMAN, *Chief*
Statistical Methods Division—JOSEPH STEINBERG, *Chief*

Library of Congress Card Number: A61-9347

SUGGESTED CITATION

U.S. Bureau of the Census. *U.S. Census of Housing: 1960. Vol. III, City Blocks.*
Series HC(3), No. 399.
U.S. Government Printing Office, Washington, D.C., 1961.

For sale by the Superintendent of Documents, U.S. Government Printing Office, Washington 25, D.C.
or any of the Field Offices of the Department of Commerce - Price 25 cents.

Table 2.—CHARACTERISTICS OF HOUSING UNITS, BY BLOCKS: 1960—Con.

["Total population" contains no persons in group quarters unless preceded by asterisk; one asterisk (*) denotes less than 10 percent; two asterisks (**), 10 percent or more]

Table with 18 columns: Blocks within block numbering areas, Total population, All housing units by condition and plumbing (Total, Sound, Deteriorating, Dilapidated), and Occupied housing units (Owner occupied, Renter occupied, Occupied by non-white, 1.01 or more persons per room). Rows represent individual blocks and a summary row 'C.....'.

Table 2.—CHARACTERISTICS OF HOUSING UNITS, BY BLOCKS: 1960—Con.

["Total population" contains no persons in group quarters unless preceded by asterisk; one asterisk (*) denotes less than 10 percent; two asterisks (**), 10 percent or more]

Table with columns: Blocks within block numbering areas, Total population, All housing units by condition and plumbing (Sound, Deteriorating, Dilapidated), Occupied housing units (Owner occupied, Renter occupied), Occupied by non-white, 1.01 or more persons per room. Rows list blocks 183 through 284.

City Block Characteristics

Table 2.—CHARACTERISTICS OF HOUSING UNITS, BY BLOCKS; 1960—Con.

["Total population" contains no persons in group quarters unless preceded by asterisk; one asterisk (*) denotes less than 10 percent; two asterisks (**), 10 percent or more]

Table with columns for Blocks within block numbering areas, Total population, All housing units by condition and plumbing (Sound, Deteriorating, Dilapidated), and Occupied housing units (Owner occupied, Renter occupied, Occupied by non-white, 1.01 or more persons per room). Rows list individual blocks (e.g., 285... to 62...) and a summary row for District D (D.....).

Table 2.—CHARACTERISTICS OF HOUSING UNITS, BY BLOCKS: 1960—Con.

["Total population" contains no persons in group quarters unless preceded by asterisk; one asterisk (*) denotes less than 10 percent; two asterisks (**), 10 percent or more]

Blocks within block numbering areas	Total population	All housing units by condition and plumbing									Occupied housing units								
		Total	Sound			Deteriorating			Dilapidated	Owner occupied			Renter occupied			Occupied by non-white	1.01 or more persons per room		
			Total	With all plumbing facilities	Lacking some or all facilities	Total	With all plumbing facilities	Lacking some or all facilities		Total	Average value (dollars)	Average number of rooms	Total	Average contract rent (dollars)	Average number of rooms				
								With flush toilet										No flush toilet	
296...	8	3
297...	328	96	82	41	41	14	14	...	71	4000	4.3	20	23	4.3	43	23

U.S. CENSUS OF HOUSING: 1960

Series HC(3)-400

CITY BLOCKS

Newport News, Va.

Prepared under the supervision of
WAYNE F. DAUGHERTY, Chief
Housing Division




U.S. DEPARTMENT OF COMMERCE

Luther H. Hodges, *Secretary*

BUREAU OF THE CENSUS

Richard M. Scammon, *Director (From May 1, 1961)*

Robert W. Burgess, *Director (To March 3, 1961)*





BUREAU OF THE CENSUS

RICHARD M. SCAMMON, *Director* (From May 1, 1961)

ROBERT W. BURGESS, *Director* (To March 3, 1961)

A. ROSS ECKLER, *Deputy Director*
HOWARD C. GRIEVES, *Assistant Director*
CONRAD TAUBER, *Assistant Director*
MORRIS H. HANSEN, *Assistant Director for Statistical Standards*
CHARLES B. LAWRENCE, JR., *Assistant Director for Operations*
WALTER L. KEHRES, *Assistant Director for Administration*
CALVERT L. DEDRICK, *Chief, International Statistical Programs Office*
A. W. VON STRÜBE, *Acting Public Information Officer*

Housing Division—

WAYNE F. DAUGHERTY, *Chief*
DANIEL B. RATHBUN, *Assistant Chief*
BEULAH WASHBAUGH, *Special Assistant*
MILTON D. LIBBERMAN, *Chief, Coordination and Research*

Decennial Operations Division—GLEN S. TAYLOR, *Chief*
Electronic Systems Division—ROBERT F. DRURY, *Chief*
Field Division—JEFFERSON D. MCPHIE, *Chief*
Geography Division—WILLIAM T. FAY, *Chief*
Population Division—HOWARD G. BRUNSMAN, *Chief*
Statistical Methods Division—JOSEPH STEINBERG, *Chief*

Library of Congress Card Number: A61-9347

SUGGESTED CITATION

U.S. Bureau of the Census. *U.S. Census of Housing: 1960. Vol. III, City Blocks.*
Series HC(3), No. 400.
U.S. Government Printing Office, Washington, D.C., 1961.

For sale by the Superintendent of Documents, U.S. Government Printing Office, Washington 25, D.C.
or any of the Field Offices of the Department of Commerce—Price 25 cents.

Table 1.—CHARACTERISTICS OF HOUSING UNITS, FOR THE CITY: 1960

Subject	Number	Percent	Subject	Number	Percent
All housing units	31,946	100.0	Occupied housing units—Con.		
CONDITION AND PLUMBING			COLOR		
Sound	25,045	78.4	White	20,546	68.6
With all plumbing facilities	24,101	75.4	Nonwhite	9,423	31.4
Lacking some or all facilities	944	3.0	PERSONS PER ROOM		
Deteriorating	5,497	17.2	1.00 or less	25,499	85.0
With all plumbing facilities	4,569	14.3	1.01 or more	4,510	15.0
Lacking some or all facilities	928	2.9	AVERAGE NUMBER OF ROOMS		
With flush toilet	747	2.3	Owner occupied	5.8	...
No flush toilet	181	0.6	Renter occupied	4.1	...
Dilapidated	1,404	4.4	VALUE AND RENT		
Occupied housing units	29,969	100.0	Average value	14,200	...
TENURE			Average contract rent	60	...
Owner occupied	14,623	48.8			
Renter occupied	15,346	51.2			

NOTE.—On the map for Newport News approximately 990 blocks are identified.

Table 2.—CHARACTERISTICS OF HOUSING UNITS, BY BLOCKS: 1960

["Total population" contains no persons in group quarters unless preceded by asterisk; one asterisk (*) denotes less than 10 percent; two asterisks (**), 10 percent or more]

Blocks within block numbering areas	Total population	All housing units by condition and plumbing								Occupied housing units								
		Total	Sound			Deteriorating			Dilapidated	Owner occupied			Renter occupied			Occupied by non-white	1.01 or more persons per room	
			Total	With all plumbing facilities	Lacking some or all facilities	Total	With all plumbing facilities	Lacking some or all facilities		Total	Average value (dollars)	Average number of rooms	Total	Average contract rent (dollars)	Average number of rooms			
A.....	*34929	10080	7518	7154	364	1856	1459	394	3	706	3645	9500	5.9	6004	53	4.2	6377	1701
2....	101	32	32	31	1	24	21000	7.8	8	72	5.8
3....	54	25	17	17	...	8	8	8	22000	7.8	16	70	4.3
4....	36	14	14	13	1	11	16000	6.2	1
5....	91	30	30	29	1	26	15000	6.7	4	2
6....	51	17	17	17	15	9500	5.1	2
7....	47	16	16	16	14	10000	5.2	2	1
8....	44	19	19	19	12	10500	5.5	7	54	3.9	...	1
10....	57	19	19	19	14	10000	5.8	5	61	3.6	...	2
11....	40	12	10	10	...	2	2	5	10000	5.6	7	60	5.1	...	2
12....	67	18	7	5	2	11	8	3	10	5000	5.2	8	47	5.0	18	5
13....	76	20	7	6	1	11	9	2	...	2	13	5000	5.8	7	52	4.7	20	4
14....	5	1
15....	17	5	2	2	...	3	2	1	5	5000	5.6	5
16....	64	16	4	3	1	12	7	5	11	5000	5.5	5	46	4.6	15	4
17....	47	11	8	8	...	3	3	9	7000	6.3	2
18....	44	16	16	15	1	12	10000	5.9	3
19....	58	18	18	18	11	9000	6.2	7	58	4.1
20....	72	24	11	11	...	13	11	2	20	9500	6.6	4
21....	97	35	22	22	...	13	12	1	16	17500	6.7	18	65	4.1	...	1
22....	52	23	9	7	2	14	14	19	9000	5.4	4
23....	43	14	13	13	...	1	...	1	10	8000	5.2	4
24....	25	9	9	9	8	9000	5.4	1
25....	58	20	14	9	5	6	4	2	10	6000	5.4	9	39	2.4	...	1
26....	34	7	3	3	...	4	4	4	3	7	2
27....	3
28....	56	15	15	15	9	6000	5.4	6	53	4.0	...	4
29....	68	21	21	21	14	7500	5.1	7	49	4.4	...	2
30....	40	13	11	11	...	1	1	7	9000	4.7	6	71	5.0
31....	70	28	11	8	3	17	16	1	17	8500	5.1	10	63	3.7	...	2
32....	**95	18	8	8	...	10	10	15	17000	5.9	2
33....	65	32	5	5	...	27	23	4	20	9000	5.5	9	56	3.8
34....	60	18	12	12	...	4	4	2	10	10000	5.6	7	83	4.7	...	1
36....	59	20	4	4	...	15	15	1	16	8000	5.1	3	2
37....	70	23	16	16	...	7	7	14	10000	6.1	8	64	4.8	...	1
38....	55	19	10	10	...	9	9	9	9500	5.4	9	69	4.2	...	1
39....	41	13	4	4	...	5	5	8	8500	5.8	5	56	5.0
40....	108	26	26	26	19	8500	5.8	7	71	6.1	...	2
41....	13	5	1	1	...	2	2	2	5	5500	5.4
42....	39	13	6	6	...	6	6	1	11	8500	5.6	1
43....	71	25	8	8	...	14	14	...	3	...	18	13000	5.8	7	65	4.7	...	1
44....	70	23	10	10	...	7	7	14	9500	5.6	9	73	4.2	...	2
45....	21	7	2	2	...	4	4	1	4	3	1
46....	20	8	8	8	6	20000	6.0	2
47....	95	25	25	23	2	15	11500	6.1	9	54	4.1	20	4
49....	204	64	63	60	3	1	...	1	31	6500	5.3	28	67	4.4	59	8
50....	158	41	30	27	3	11	...	11	19	7000	5.4	22	52	5.5	41	4
51....	52	17	15	14	1	2	2	14	7000	5.2	2	16	2
52....	**84	14	12	10	2	2	2	10	8500	6.1	3	13	3
53....	36	9	9	9	7	7000	5.0	2	9	1
56....	30	7	6	6	...	1	...	1	7	5000	4.9	7	3
57....	104	25	19	18	1	6	6	16	6500	5.5	9	65	4.9	25	5

Table 2.—CHARACTERISTICS OF HOUSING UNITS, BY BLOCKS: 1960—Con.

["Total population" contains no persons in group quarters unless preceded by asterisk; one asterisk (*) denotes less than 10 percent; two asterisks (**), 10 percent or more]

Table with columns: Blocks within block numbering areas, Total population, and categories for All housing units by condition and plumbing (Sound, Deteriorating, Dilapidated), Occupied housing units (Owner occupied, Renter occupied), and Occupied by non-white. Rows list block numbers and corresponding statistics.

Table 2.—CHARACTERISTICS OF HOUSING UNITS, BY BLOCKS: 1960—Con.

["Total population" contains no persons in group quarters unless preceded by asterisk; one asterisk (*) denotes less than 10 percent; two asterisks (**), 10 percent or more]

Blocks within block numbering areas	Total population	All housing units by condition and plumbing									Occupied housing units							
		Total	Sound			Deteriorating			Dilapidated	Owner occupied			Renter occupied			Occupied by non-white	1.01 or more persons per room	
			Total	With all plumbing facilities	Lacking some or all facilities	Total	With all plumbing facilities	Lacking some or all facilities		Total	Average value (dollars)	Average number of rooms	Total	Average contract rent (dollars)	Average number of rooms			
11...	54	18	18	18	18	13000	5.6	
12...	18	6	6	6	6	12000	5.2	
13...	19	13	12	12	5	11500	5.6	
14...	9	6	5	5	4	
15...	41	15	15	15	12	11500	5.2	
16...	29	10	10	10	8	12500	6.0	
17...	28	9	9	9	9	8500	5.1	
18...	31	9	9	9	7	16500	6.4	
19...	5	5	5	5	4	
20...	25	11	11	11	9	12000	5.4	
21...	145	57	55	55	...	1	1	32	11000	5.4	18	81	5.1	...	3	
22...	54	16	16	16	13	12500	6.0	
23...	44	23	17	15	...	2	2	4	13	53	4.5	
24...	111	30	28	28	2	25	9500	5.5	4	4	
25...	116	37	36	36	...	1	1	24	12000	5.6	11	78	4.4	...	2	
26...	107	31	31	31	26	11000	5.7	5	68	5.6	...	1	
27...	45	14	13	13	...	1	1	13	11000	5.5	1	1	
28...	74	23	23	23	20	13500	5.9	3	
29...	37	12	12	12	9	12500	5.9	3	
30...	2	1	
33...	116	37	35	35	...	2	2	30	19000	6.0	3	1	1	
34...	27	6	6	6	6	25000	7.2	
35...	1001	286	231	229	...	54	36	6	12	206	15500	5.9	65	67	3.8	13	28	
36...	74	21	21	21	21	13500	5.5	2	
37...	36	10	10	10	8	13000	4.9	2	1	
38...	121	38	35	35	...	3	2	1	...	33	15500	5.8	4	2	
39...	95	23	23	23	23	19000	6.3	1	1	
40...	23	8	7	7	1	6	9500	5.0	1	1	
44...	98	24	17	16	...	3	2	1	4	15	11500	5.6	9	156	4.3	17	5	
46...	53	16	12	12	...	3	3	8	10500	5.0	6	59	4.2	13	3	
47...	*168	39	31	28	...	2	2	24	13500	5.8	14	47	3.9	26	8	
48...	16	6	3	3	...	3	4	1	
49...	795	245	199	183	...	34	18	...	16	155	11500	4.4	75	73	4.1	44	42	
52...	8	4	
53...	31	11	11	11	10	...	5.3	...	1	
54...	3	1	
56...	6	2	
60...	12	5	5	5	3	
61...	122	33	27	27	...	2	...	1	4	20	12500	5.5	12	89	5.2	6	3	
62...	453	144	123	120	...	7	6	...	1	71	12000	5.5	60	79	4.5	13	17	
63...	100	29	29	29	21	13500	5.8	8	61	4.9	
65...	**10333	1454	1379	1373	...	6	75	70	5	149	17000	4.4	1263	93	5.1	201	228	
66...	103	27	27	27	21	21000	6.4	2	1	
67...	23	6	6	6	5	21000	6.8	
68...	31	9	9	9	8	18000	5.6	1	
69...	52	15	15	15	11	20000	6.0	3	1	
70...	53	14	14	14	12	23000	7.3	1	
71...	89	21	21	21	20	21000	6.6	1	
72...	48	12	12	12	12	20000	6.2	
73...	29	8	8	8	8	21000	6.0	
74...	8	3	
75...	12	3	
76...	8	2	
77...	23	6	6	6	6	22000	6.7	
79...	58	13	13	13	11	23000	7.4	2	
80...	46	20	20	20	12	22000	6.7	1	
85...	4	1	
87...	4	2	
88...	7	2	
89...	16	4	
90...	14	4	
94...	5	2	
95...	365	110	94	93	...	1	15	6	9	77	17500	4.8	30	66	3.3	10	18	
97...	190	58	50	50	...	2	2	38	20000	6.3	14	71	4.8	2	3	
98...	223	63	39	25	...	14	9	...	1	15	14000	5.7	29	55	4.2	42	12	
99...	272	95	94	94	...	1	1	70	17000	6.1	4	3	
100...	143	44	43	38	...	5	1	36	13500	5.6	6	67	3.8	5	3	
101...	72	24	17	17	...	5	5	9	13000	6.2	11	70	3.6	...	3	
102...	**557	111	78	60	...	18	24	11	12	9	75	10000	5.7	31	50	4.5	28	19
103...	181	58	52	50	...	2	4	4	...	41	16500	6.2	10	66	4.4	...	4	
104...	595	181	158	156	...	2	17	11	2	4	148	16500	5.9	20	61	4.1	9	11
105...	47	15	12	12	...	3	3	7	17000	5.7	6	84	5.3	
106...	47	11	9	9	...	1	1	4	...	9	10000	4.6	2	4	
107...	90	23	15	15	...	4	7	13	9000	5.0	10	64	4.7	...	5	
108...	130	37	24	24	...	7	7	6	10000	5.1	6	58	3.5	...	7	
109...	*516	132	93	92	...	1	16	11	4	23	87	23000	6.1	37	68	4.1	20	23
110...	90	20	16	16	...	1	1	3	15	23000	6.3	6	...	4.3	3	3
111...	36	10	10	9	...	1	9	23000	6.3	1	
112...	222	61	60	60	...	1	1	59	23000	6.5	1	
113...	274	74	54	42	...	12	13	3	7	52	12000	5.6	18	31	3.7	65	15	
114...	130	34	34	34	28	14500	5.6	4	
115...	237	62	62	60	...	2	56	14500	6.1	4	1	5	
117...	2	1	
118...	23	11	9	9	...	2	2	5	...	5.6	4	
119...	25	10	10	10	9	16000	6.3	
120...	124	42	41	41	...	1	1	39	18500	6.1	3	
121...	180	56	54	54	...	2	2	50	23000	6.7	6	82	3.3	...	2	

Table 2.—CHARACTERISTICS OF HOUSING UNITS, BY BLOCKS: 1960—Con.

["Total population" contains no persons in group quarters unless preceded by asterisk; one asterisk (*) denotes less than 10 percent; two asterisks (**), 10 percent or more]

Blocks within block numbering areas	Total population	All housing units by condition and plumbing								Occupied housing units							
		Sound			Deteriorating			Dilapidated	Owner occupied			Rents occupied					
		Total	With all plumbing facilities	Lacking some or all facilities	Total	With all plumbing facilities	Lacking some or all facilities		Total	Average value (dollars)	Average number of rooms	Total	Average contract rent (dollars)	Average number of rooms	Occupied by non-white	1.01 or more persons per room	
						With flush toilet	No flush toilet										
122...	19	6	6	6	6	23000	6.7
123...	45	16	16	16	15	21000	6.3	1
124...	67	22	22	22	22	21000	6.3
125...	10	4
126...	32	10	10	10	9	21000	6.4	1
127...	160	48	48	48	43	22000	6.7	5	6.6	...
128...	24	7	7	7	6	24000	7.2	1
129...	123	45	45	45	44	23000	6.7	1
130...	71	21	21	21	21	19500	6.7
131...	67	22	22	22	17	21000	7.1	4
132...	66	19	19	19	19	20000	6.5
133...	67	18	18	17	1	16	22000	7.2	1	1
134...	51	16	16	16	12	14000	6.3	3	1
135...	11	9	9	9	1	6	...	63	5.0	1
136...	61	29	29	29	8	11000	6.9	14	75	3.3	...	1
137...	75	31	29	29	...	2	2	18	11000	6.2	10	77	5.2	...	1
138...	136	47	46	46	...	1	1	36	10500	6.5	8	70	4.1	...	1
139...	54	21	21	21	15	10000	5.7	6	74	5.2	...	1
140...	35	14	13	13	...	1	4	8	61	1
141...	39	12	12	12	9	14000	7.1	3	1
142...	63	21	21	21	17	18500	6.6	3
143...	36	13	13	13	12	18000	6.3	1
144...	63	21	21	21	19	15500	5.9	2
145...	46	16	16	16	15	14500	5.9	1
146...	40	11	11	11	8	14500	5.9	3	1
147...	42	16	14	14	...	2	2	7	10000	5.1	8	54	4.3	...	1
148...	64	19	19	19	12	9500	5.5	7	47	3.9	...	1
151...	284	99	96	96	...	3	3	90	49	3.5	...	21
152...	414	149	25	24	1	124	124	1	121	50	3.5	...	13
153...	127	57	57	57	1	35	49	3.5	...	13
154...	464	192	192	192	136	49	3.6	...	33
157...	68	20	20	19	1	11	10000	5.8	8	54	4.1	...	1
158...	45	18	18	17	1	13	11000	5.2	5	50	3.8	...	1
159...	54	16	16	15	1	7	9000	5.3	8	60	5.1	...	1
160...	209	75	73	72	1	2	1	55	27000	6.9	15	62	3.7	...	1
161...	62	17	17	17	16	18000	6.1	1	1
162...	56	21	21	19	2	14	18000	5.9	7	81	4.3	...	1
163...	11	4
164...	53	19	19	19	19	19000	6.6
165...	46	16	16	16	14	24000	6.8	2
166...	27	7	7	7	7	31000	7.4
167...	27	6	6	6	6	30000	7.7
168...	31	13	13	13	13	14500	6.2
169...	65	25	25	25	20	13000	6.3	3
170...	142	47	46	46	...	1	1	41	11000	6.3	6	67	4.7	...	2
171...	*144	41	41	41	32	12500	6.4	7	70	6.0
172...	103	33	33	33	28	12500	6.5	5	83	6.2	...	1
173...	30	12	12	11	1	11	19000	6.9
175...	863	255	252	252	3	1	2	227	29000	7.0	20	78	4.1	7	3
176...	9	3
177...	70	19	19	19	18	14500	6.7
178...	100	32	32	31	1	28	13000	6.6	4
179...	132	37	37	37	31	11000	6.5	6	66	4.0	...	2
180...	72	24	24	23	1	20	14500	6.1	4
181...	12	3
182...	11	4
183...	24	8	8	8
184...	58	18	18	18	6	29000	6.8	2
185...	53	15	15	15	16	23000	6.9	2
186...	29	9	9	9	14	19500	6.9	1
187...	26	11	11	11	9	21000	6.6
188...	47	14	14	14	11	24000	7.1
189...	75	21	21	20	1	11	30000	8.1	3
190...	35	11	11	11	20	20000	6.7	1	1
191...	74	29	29	29	11	22000	6.5
192...	116	35	35	35	25	25000	6.9	1
193...	49	13	13	13	32	31000	7.0	2
194...	49	13	13	13	12	23000	6.4	1
195...	52	15	15	15	12	30000	6.9	1
196...	94	22	22	22	13	29000	7.2	2	1
197...	34	7	7	7	20	23000	6.9	2
198...	13	4	7	35000	8.0
199...	6
202...	43	11	11	11
203...	334	92	92	92	11	34000	7.5
204...	127	30	30	30	88	26000	6.5	1	1
205...	93	27	27	26	1	30	29000	6.9
206...	98	25	25	25	27	29000	6.6
207...	62	17	17	16	1	25	26000	6.2
208...	111	28	28	28	17	25000	6.3
209...	108	32	32	32	27	29000	6.9	1
210...	98	15	15	15	30	32000	7.1	1	...
211...	71	19	19	19	14	27000	7.0	1
212...	65	18	18	18	19	37000	7.4
213...	96	26	26	25	1	17	24000	6.4	1
214...	153	42	41	41	24	16500	5.9	2
215...	92	25	25	25	...	1	1	40	16000	5.8	2
					23	20000	6.3	2

Table 2.—CHARACTERISTICS OF HOUSING UNITS, BY BLOCKS: 1960—Con.

["Total population" contains no persons in group quarters unless preceded by asterisk; one asterisk (*) denotes less than 10 percent; two asterisks (**), 10 percent or more]

Blocks within block numbering areas	Total population	All housing units by condition and plumbing								Occupied housing units								
		Total	Sound		Deteriorating			Dilapidated	Owner occupied			Renter occupied			Occupied by non-white	1.01 or more persons per room		
			Total	With all plumbing facilities	Lacking some or all facilities	Total	With all plumbing facilities		Lacking some or all facilities	Total	Average value (dollars)	Average number of rooms	Total	Average contract rent (dollars)			Average number of rooms	
							With flush toilet	No flush toilet										
216...	39	8	8	8	8	20000	5.9	
217...	42	13	13	13	11	23000	6.2	1	
218...	97	26	26	26	26	26000	6.5	
219...	75	24	24	24	22	23000	6.3	1	1	...	
220...	42	12	12	12	12	21000	6.2	
221...	34	9	9	9	8	24000	6.3	
222...	16	5	5	5	5	30000	6.8	
223...	15	5	5	5	4	
224...	45	12	12	12	12	30000	6.8	
226...	23	7	7	7	6	30000	6.8	
227...	130	33	33	33	29	29000	7.0	2	1	
228...	496	150	141	139	2	3	2	...	1	6	122	20000	6.1	9	69	5.1	3	9
229...	39	9	9	9	9	33000	7.4	
230...	99	29	28	28	...	1	1	27	15500	5.7	2	
231...	101	27	27	27	26	18000	6.1	1	
232...	48	16	16	16	14	15500	6.3	
233...	52	12	12	12	11	20000	6.5	1	1	
234...	49	12	12	12	11	22000	6.1	1	
235...	369	101	101	101	92	23000	6.6	4	1	
236...	438	125	107	104	3	17	16	...	1	1	88	14000	5.9	23	70	4.8	...	10
237...	204	53	51	51	2	49	15000	5.6	3	2
238...	75	22	22	22	20	15000	6.0	2	
239...	28	10	9	9	1	6	23000	5.5	3	1
240...	131	41	38	38	...	1	1	2	23	11500	5.2	15	121	3.9	...	4
241...	144	45	44	44	...	1	1	34	23000	6.4	4	2	
242...	163	47	47	45	2	36	17000	5.8	6	73	5.7	...	3	
243...	139	41	38	38	...	2	2	1	25	18000	6.4	14	65	4.1	...	2
244...	105	28	28	27	1	24	19500	6.0	1	3	
245...	114	32	27	27	...	3	2	...	1	2	24	15000	5.5	5	...	4.2	...	7
246...	142	36	26	22	4	7	6	1	...	3	25	13500	5.2	10	78	5.2	...	5
247...	54	15	15	15	15	21000	6.5	
248...	76	19	19	19	19	18500	6.1	1	
249...	57	17	17	17	13	20000	6.5	1	
250...	38	13	13	13	12	20000	5.8	1	
251...	59	16	16	16	16	24000	6.2	
252...	61	16	16	16	16	34000	7.1	
253...	56	17	17	17	16	25000	6.7	
254...	73	20	20	19	1	19	30000	7.1	
255...	30	9	9	9	9	36000	7.1	
256...	26	6	6	5	1	6	32000	7.3	
257...	228	62	62	62	56	26000	6.6	4	3	

U.S. CENSUS OF HOUSING: 1960

Series HC(3)-401

CITY BLOCKS



Norfolk, Va.

Prepared under the supervision of
WAYNE F. DAUGHERTY, Chief
Housing Division

U.S. DEPARTMENT OF COMMERCE
Luther H. Hodges, Secretary

BUREAU OF THE CENSUS

Richard M. Scammon, Director (From May 1, 1961)
Robert W. Burgess, Director (To March 3, 1961)





BUREAU OF THE CENSUS

RICHARD M. SCAMMON, *Director* (From May 1, 1961)

ROBERT W. BURGESS, *Director* (To March 3, 1961)

A. ROSS ECKLER, *Deputy Director*
HOWARD C. GRIEVES, *Assistant Director*
CONRAD TABUBER, *Assistant Director*
MORRIS H. HANSEN, *Assistant Director for Statistical Standards*
CHARLES B. LAWRENCE, JR., *Assistant Director for Operations*
WALTER L. KEHRES, *Assistant Director for Administration*
CALVERT L. DEDRICK, *Chief, International Statistical Programs Office*
A. W. VON STRUVE, *Acting Public Information Officer*

Housing Division—

WAYNE F. DAUGHERTY, *Chief*
DANIEL B. RATHBUN, *Assistant Chief*
BRULAH WASHBAUGH, *Special Assistant*
MILTON D. LIBBERMAN, *Chief, Coordination and Research*

Decennial Operations Division—GLEN S. TAYLOR, *Chief*
Electronic Systems Division—ROBERT F. DRURY, *Chief*
Field Division—JEFFERSON D. McPIKE, *Chief*
Geography Division—WILLIAM T. FAX, *Chief*
Population Division—HOWARD G. BRUNSMAN, *Chief*
Statistical Methods Division—JOSEPH STEINBERG, *Chief*

Library of Congress Card Number: A61-9347

SUGGESTED CITATION

U.S. Bureau of the Census. *U.S. Census of Housing: 1960. Vol. III, City Blocks.*
Series HC(3), No. 401.
U.S. Government Printing Office, Washington, D.C., 1961.

For sale by the Superintendent of Documents, U.S. Government Printing Office, Washington 25, D.C.
or any of the Field Offices of the Department of Commerce—Price 45 cents.

Table 1.—CHARACTERISTICS OF HOUSING UNITS, FOR THE CITY: 1960

Subject	Number	Percent	Subject	Number	Percent
All housing units.....	87,560	100.0	Occupied housing units—Con.		
CONDITION AND PLUMBING			COLOR		
Sound.....	72,552	82.9	White.....	60,914	74.4
With all plumbing facilities.....	68,955	78.8	Nonwhite.....	20,917	25.6
Lacking some or all facilities.....	3,597	4.1	PERSONS PER ROOM		
Deteriorating.....	11,447	13.1	1.00 or less.....	72,222	88.3
With all plumbing facilities.....	7,572	8.6	1.01 or more.....	9,609	11.7
Lacking some or all facilities.....	3,875	4.4	AVERAGE NUMBER OF ROOMS		
With flush toilet.....	3,301	3.8	Owner occupied.....	5.8	...
No flush toilet.....	574	0.7	Renter occupied.....	4.0	...
Dilapidated.....	3,561	4.1	VALUE AND RENT		
Occupied housing units.....	81,831	100.0	Average value.....dollars..	12,900	...
TENURE			Average contract rent.....dollars..	64	...
Owner occupied.....	38,143	46.6			
Renter occupied.....	43,688	53.4			

NOTE.—On the map for Norfolk approximately 4,140 blocks are identified.

Table 2.—CHARACTERISTICS OF HOUSING UNITS, BY BLOCKS: 1960

["Total population" contains no persons in group quarters unless preceded by asterisk; one asterisk (*) denotes less than 10 percent; two asterisks (**), 10 percent or more]

Blocks within census tracts	Total population	All housing units by condition and plumbing								Occupied housing units								
		Total	Sound			Deteriorating			Dilapidated	Owner occupied			Renter occupied			Occupied by non-white	1.01 or more persons per room	
			Total	With all plumbing facilities	Lacking some or all facilities	Total	With all plumbing facilities	Lacking some or all facilities		With flush toilet	No flush toilet	Total	Average value (dollars)	Average number of rooms	Total			Average contract rent (dollars)
1.....	1822	774	642	636	6	106	100	5	1	26	310	16500	5.9	335	85	3.6	2	34
1...1	101	60	53	53	...	7	2	5	11	27000	5.9	32	85	3.5	...	2
2...2	89	39	37	35	2	2	2	11	16000	6.4	21	74	3.9	...	2
3...3	84	55	21	21	...	13	13	21	17	19000	5.8	20	108	3.2	...	3
4...4	108	53	20	17	3	33	33	13	13500	6.5	27	96	3.2	...	2
5...5	129	64	58	57	1	6	6	20	20000	5.7	37	76	3.2	1	3
6...6	151	65	62	62	...	3	3	22	13000	4.5	38	70	3.3	...	6
7...7	148	53	30	30	...	18	18	5	18	13000	5.9	32	68	4.0	...	3
8...8	95	53	37	37	...	16	16	4	37	73	2.9	...	1
9...9	184	93	93	93	39	14500	5.4	24	74	3.9	...	2
10...10	76	37	36	36	...	1	1	...	11	13500	5.5	21	74	3.7
11...11	83	24	24	24	16	16000	5.9	6	230	4.3	...	3
12...12	72	23	19	19	...	4	4	13	16000	6.5	8	86	4.0	...	2
13...13	28	7	5	5	...	2	2	6	19000	6.5	1
14...14	43	16	16	16	11	15500	5.9	2
15...15	91	27	27	27	21	22000	6.5	5	100	4.0	...	2
16...16	92	26	26	26	20	18500	7.0	4
17...17	92	26	26	26	20	15500	6.3	6	168	4.0	...	1
18...18	156	53	52	52	...	1	1	37	15000	5.5	14	85	3.9	1	2
2.....	5554	1953	1637	1605	32	256	248	6	2	60	1025	11500	5.5	697	77	4.1	9	132
1...1	75	35	32	32	...	3	2	1	6	...	7.5	21	134	4.0	...	1
2...2	96	45	40	40	...	5	5	12	20000	5.3	24	81	3.8	...	3
3...3	48	24	24	23	1	5	22000	5.2	16	74	3.7
4...4	37	23	11	11	...	12	12	7	...	5.7	11	73	3.3	...	1
5...5	28	23	8	8	...	8	8	7	9	101	3.3	...	2
6...6	59	32	9	9	...	23	23	5	...	5.2	20	80	3.1	...	2
7...7	27	32	8	8	...	20	20	4	2	9	56	3.4	...	1
8...8	37	42	33	26	7	1	1	8	5	...	4.0	12	67	2.5	1	1
9...9	14	7	6	6	...	1	1	1	6	65	4.2
10...10	88	35	18	18	...	11	11	6	7	7500	4.9	19	58	4.2	...	5
11...11	89	41	18	18	...	19	19	4	7	8000	6.0	28	64	4.1	...	3
12...12	73	40	21	21	...	9	9	10	11	10000	5.9	20	61	3.4	...	2
13...13	67	27	12	12	...	10	10	5	6	...	6.2	20	61	4.0	...	1
14...14	169	78	48	48	...	26	22	3	1	4	16	11500	4.9	45	59	3.5	3	9
15...15	88	34	30	25	5	3	3	1	13	10000	5.2	16	58	3.7	...	3
16...16	78	31	25	24	1	6	6	10	10000	5.4	16	67	4.6	...	1
17...17	29	8	8	8	6	6	11000	5.0	1	1
18...18	53	15	14	14	1	4	11	64	3.5	...	4
19...19	20	10	8	8	...	2	2	4	3
20...20	48	14	14	14	12	10500	5.3	1	1
21...21	34	9	9	9	8	14500	6.4	1
22...22	97	22	22	22	18	11500	5.2	3	4
23...23	49	18	18	18	12	10500	4.9	3	1	...
24...24	32	15	15	15	9	9500	5.1	4
25...25	62	27	24	24	...	1	1	2	8	6500	5.3	16	90	3.9	...	2
26...26	81	34	33	32	1	1	1	5	...	4.4	26	69	3.7	...	3
27...27	15	9	6	6	...	2	2	1	5	6000	4.6	4
28...28	73	22	13	13	...	9	9	7	7500	6.1	15	56	3.9	1	4
29...29	45	16	13	13	...	2	2	1	10	10000	5.7	4	1
30...30	46	14	14	14	8	12000	5.0	5	84	4.6	...	2
31...31	21	5	5	5	4	1

City Block Characteristics

Table 2.—CHARACTERISTICS OF HOUSING UNITS, BY BLOCKS: 1960—Con.

("Total population" contains no persons in group quarters unless preceded by asterisk: one asterisk (*) denotes less than 10 percent; two asterisks (**), 10 percent or more)

Blocks within census tracts	Total population	All housing units by condition and plumbing									Occupied housing units							
		Total	Sound			Deteriorating			Dilapidated	Owner occupied			Renter occupied			Occupied by non-white	1.01 or more persons per room	
			Total	With all plumbing facilities	Lacking some or all facilities	Total	With all plumbing facilities	Lacking some or all facilities		Total	Average value (dollars)	Average number of rooms	Total	Average contract rent (dollars)	Average number of rooms			
								With flush toilet										No flush toilet
32...	72	28	28	28	13	11500	4.5	14	69	4.3	...	1	
33...	44	20	19	19	...	1	1	10	6000	4.9	7	59	4.7	...	1	
34...	31	19	7	7	...	10	10	2	13	58	3.4	...	1	
35...	19	10	10	7	...	1	5	...	5.6	3	1	
36...	62	28	21	21	...	7	7	8	6000	4.5	14	57	4.4	...	2	
37...	21	11	11	11	...	6	6	11	8000	5.3	5	50	4.8	...	4	
38...	15	4	
39...	8	4	
40...	104	30	30	30	20	12500	5.3	10	73	4.4	...	1	
41...	48	12	12	12	9	10500	5.1	3	1	
42...	95	24	24	24	21	11000	5.1	2	2	
43...	335	87	87	87	72	14500	5.8	8	96	5.6	...	6	
44...	90	22	22	22	15	11000	5.1	5	93	5.0	...	8	
45...	157	50	50	50	36	13500	5.5	11	85	4.9	...	2	
46...	85	26	25	25	...	1	1	18	14000	6.2	7	64	3.9	...	1	
47...	108	29	28	28	...	1	1	26	13000	6.0	2	1	
48...	62	15	15	15	13	13500	6.5	2	1	
49...	46	11	11	11	10	13500	5.8	1	
50...	193	77	56	56	...	21	21	38	10000	5.2	32	65	3.8	...	4	
51...	6	3	
52...	113	39	37	35	2	2	1	21	6500	4.7	16	49	3.9	1	4	
53...	63	15	15	15	...	4	3	1	...	10	4500	4.9	9	53	4.3	...	4	
54...	40	18	17	17	...	1	1	6	6500	4.8	9	68	4.1	...	1	
55...	10	3	
56...	9	3	
57...	53	14	9	9	...	5	5	7	9000	6.1	7	70	4.1	...	4	
58...	44	13	9	9	...	4	4	5	7500	5.4	8	69	4.3	...	3	
59...	30	13	11	11	...	2	2	7	7000	5.0	5	52	3.6	...	1	
60...	40	13	13	13	9	10500	5.6	3	
61...	53	14	14	14	14	11000	5.6	1	
62...	34	10	7	7	...	3	3	7	12500	6.0	2	1	
63...	173	48	48	48	41	12000	5.9	5	87	5.6	1	2	
64...	22	8	7	7	...	1	1	6	9500	5.0	1	1	
65...	21	7	7	7	5	9500	5.8	1	
66...	33	11	11	11	11	7000	4.5	1	
67...	63	22	21	21	...	1	1	12	10500	4.7	9	67	3.6	...	2	
68...	30	12	11	11	4	8	149	4.1	
69...	28	7	5	5	...	2	2	6	7000	5.0	1	1	
70...	47	13	13	12	1	11	12000	5.6	2	
71...	92	26	26	26	19	11500	5.2	7	118	5.0	...	1	
72...	127	37	37	35	2	32	12500	5.7	4	
73...	91	28	27	25	2	1	1	20	11500	5.6	8	110	5.3	
74...	65	17	17	17	16	11000	5.6	1	
75...	79	27	26	24	2	1	1	17	10500	5.9	7	136	5.6	...	1	
76...	83	23	23	21	2	14	12500	5.9	7	178	5.0	...	3	
77...	168	55	55	55	40	12000	5.6	12	142	5.2	...	1	
78...	96	26	24	21	3	2	2	19	11000	5.6	6	...	4.0	...	4	
79...	40	12	12	12	12	11500	5.6	
80...	55	16	16	16	12	16500	5.4	4	1	
81...	168	48	48	48	33	13500	5.9	12	98	5.5	...	2	
82...	46	13	13	13	11	15000	6.3	2	2	
83...	118	31	29	29	...	2	2	26	13000	6.1	5	...	4.8	...	1	
3.....	*3172	1390	1017	976	41	268	182	86	...	105	368	14000	6.0	820	71	3.5	4	88
2...	124	68	22	16	6	45	24	21	...	1	6	...	6.5	47	81	2.1	...	16
4...	218	130	80	65	15	33	23	10	...	17	12	...	4.8	80	71	3.0	2	14
5...	122	48	36	36	...	11	10	1	...	1	10	9000	5.2	32	65	3.9	1	5
6...	197	91	31	31	...	36	23	13	...	24	12	12500	5.6	67	59	2.7	1	13
7...	83	55	10	4	6	34	8	26	...	11	1	46	49	2.2	...	4
11...	189	96	95	95	...	1	1	2	86	91	3.4	...	3	
12...	74	22	22	22	20	14000	6.0	2	
13...	50	19	19	19	15	18500	5.7	4	
14...	143	72	72	72	6	16500	6.2	57	93	3.3	...	3	
15...	33	9	9	9	5	13500	7.2	4	
16...	*127	54	33	28	5	20	19	10	11500	4.9	38	58	3.4	...	6	
17...	99	41	29	29	...	12	12	15	12000	5.9	19	69	4.4	...	2	
18...	16	5	3	3	...	2	2	1	3	1	
20...	36	15	8	8	...	5	5	2	9000	5.0	7	66	4.4	
22...	17	8	6	6	...	1	1	1	4	1	
23...	105	60	50	50	...	8	8	2	38	51	3.6	...	2	
24...	219	91	48	44	4	35	26	9	...	8	7	13500	4.7	65	55	3.6	...	6
25...	182	77	63	63	...	13	9	4	...	1	16	10000	6.2	46	64	3.8	...	3
26...	**43	13	13	13	21	9500	5.8	4	
27...	31	11	11	11	11	16000	6.4	2	
28...	54	20	20	20	6	19500	7.0	3	1	
29...	71	21	21	21	16	16500	6.1	2	1	
30...	45	15	15	15	17	15000	5.9	4	
31...	142	79	47	45	2	4	4	12	21000	6.5	2	
32...	28	15	12	12	...	1	1	17	10000	6.6	38	59	4.1	...	1	
33...	16	4	1	1	6	10000	5.2	5	74	4.2	
34...	55	16	8	8	...	5	5	9	62	5.0	...	1	
35...	48	16	16	16	4	6	82	4.0	...	1	
36...	62	21	21	21	9	13500	5.8	10	79	3.9	
37...	46	14	11	11	...	2	1	1	...	5	13500	4.8	7	77	5.1	...	1	
38...	68	28	26	25	1	7	15500	6.4	20	69	4.0	...	1	
39...	25	13	13	13	4	6	59	3.8	

Table 2.—CHARACTERISTICS OF HOUSING UNITS, BY BLOCKS: 1960—Con.

["Total population" contains no persons in group quarters unless preceded by asterisk: one asterisk (*) denotes less than 10 percent; two asterisks (**), 10 percent or more]

Table with columns: Blocks within census tracts, Total population, All housing units by condition and plumbing (Sound, Deteriorating, Dilapidated), Occupied housing units (Owner occupied, Renter occupied), Occupied by non-white, 1.01 or more persons per room.

City Block Characteristics

Table 2.—CHARACTERISTICS OF HOUSING UNITS, BY BLOCKS: 1960—Con.

("Total population" contains no persons in group quarters unless preceded by asterisk; one asterisk (*) denotes less than 10 percent; two asterisks (**), 10 percent or more)

Blocks within census tracts	Total population	All housing units by condition and plumbing									Occupied housing units							
		Sound				Deteriorating					Owner occupied			Renter occupied				
		Total	With all plumbing facilities	Lacking some or all facilities	Dilapidated	Total	With all plumbing facilities	Lacking some or all facilities	With flush toilet	No flush toilet	Total	Average value (dollars)	Average number of rooms	Total	Average contract rent (dollars)	Average number of rooms	Occupied by non-white	1.01 or more persons per room
35...	*71	26	25	23	2	1	1	12	6500	6.0	12	47	4.3	...	1
36...	102	36	36	36	14	7000	5.8	15	60	4.3	...	3
37...	140	53	48	43	5	5	2	3	19	7500	6.0	29	59	3.7	1	2
38...	109	37	34	27	7	3	3	10	8000	6.4	27	58	4.3	1	5
39...	54	29	25	11	14	4	1	3	6	...	6.0	20	55	2.8	...	3
40...	67	20	19	15	4	1	1	7	...	5.7	11	50	3.9	1	5
41...	19	8	7	6	1	1	1	2	5	54	3.6	...	1
42...	126	40	40	38	2	10	8500	6.3	26	55	4.1	...	9
43...	135	55	55	35	20	11	7500	6.0	39	55	3.6	1	8
44...	**63	16	15	12	3	1	1	4	9	55	4.4	...	3
45...	24	11	11	9	2	3	7	52	3.3	...	1
48...	22	11	11	1	10	1	9	40	2.1	1	2
49...	76	21	20	15	5	1	1	5	...	6.0	16	50	4.7	...	4
50...	147	46	44	31	13	2	2	10	...	5.5	31	51	3.9	...	9
51...	55	22	12	7	5	10	8	2	5	...	4.4	13	59	4.1	...	2
52...	74	24	24	23	1	2	22	67	4.5	...	3
53...	46	20	15	8	7	5	5	3	16	50	3.6	1	3
54...	68	30	26	23	3	4	2	2	5	...	6.6	20	49	3.8	...	2
55...	60	34	30	23	7	4	4	5	...	6.2	18	58	3.7	...	1
56...	92	34	32	22	10	2	2	11	7500	6.4	18	59	3.8	...	3
57...	130	50	49	28	21	1	1	12	6000	5.3	29	45	4.2	...	6
58...	30	12	11	7	4	1	1	4	6	62	5.0
66...	41	14	10	4	6	4	4	1	12	47	3.5	...	4
67...	61	44	16	6	10	19	19	3	24	56	4.1	...	1
68...	130	52	48	27	21	4	4	8	7000	5.0	40	51	3.8	...	7
69...	133	42	38	29	9	4	4	11	7500	5.9	27	55	4.3	...	7
70...	**83	33	33	27	6	5	...	5.2	27	66	3.9	...	1
71...	13	7	7	3	4	2	5	52	2.2
72...	108	52	48	34	14	3	3	9	...	5.7	40	55	3.9	...	2
73...	*181	66	52	31	21	14	7	8	5500	6.1	53	53	3.9	1	5
74...	111	38	38	23	15	4	30	51	3.9	...	6
75...	**64	19	19	16	3	8	6000	5.3	8	45	3.3	...	3
37.....	*5420	2466	2248	2181	67	197	167	30	...	21	540	14500	6.8	1732	74	4.2	17	75
2...	2	1
3...	1
4...	24	10	10	10	5	...	5.8	5	83	5.0
5...	73	27	27	27	18	13500	6.7	9	82	4.9	1	...
6...	26	11	11	11	1	9	67	5.0
11...	56	25	25	25	17	14500	5.8	7	100	5.9
12...	44	20	20	20	19	89	4.8
13...	119	70	69	69	1	36	11500	5.1	33	69	2.9
14...	152	70	66	66	...	4	4	18	13500	6.2	50	82	4.3	...	1
15...	157	88	88	88	13	13000	5.8	70	69	4.0	...	1
16...	191	118	117	117	...	1	1	2	115	66	3.7	1	...
17...	42	18	18	18	9	10500	6.7	9	86	5.1
18...	114	53	49	49	...	2	2	2	10	12000	5.9	40	65	4.1
20...	92	40	39	39	...	1	1	33	14500	6.1	7	102	5.4
21...	36	14	14	14	11	20000	8.0	2
22...	62	33	33	33	18	16500	5.6	14	78	4.6
23...	35	16	16	16	10	11000	5.8	6	73	3.8
24...	113	74	74	74	3	70	64	3.6	2	...
25...	73	34	34	34	2	30	74	4.8
26...	90	40	40	40	11	11500	5.4	29	81	4.3	1	...
27...	119	51	50	50	...	1	1	22	20000	6.9	29	76	4.1
28...	55	21	21	21	15	19500	8.3	4
30...	*239	108	94	91	3	14	14	11	19500	7.1	93	75	4.2	1	1
32...	**74	23	23	23	13	17500	8.1	9	99	5.2	...	1
33...	64	20	20	20	17	17500	8.1	2
34...	56	26	26	26	8	13500	6.6	15	68	4.2
35...	157	90	90	90	5	...	6.4	69	75	4.8
36...	183	93	93	93	13	15000	6.6	77	98	4.4
37...	126	37	37	35	2	16	17500	8.0	21	81	5.2	...	2
39...	**39	12	12	12	2	10	81	6.3
40...	144	68	68	67	1	8	12500	6.3	54	76	4.4	...	5
41...	159	67	63	63	...	4	4	15	14500	6.7	48	84	4.9	1	1
42...	80	34	34	34	5	...	8.8	29	72	4.7
43...	130	70	70	68	2	14	24000	7.4	51	71	3.7	3	...
44...	148	54	50	50	...	4	4	20	12000	8.7	27	85	5.3	...	1
45...	*164	75	71	69	2	4	4	13	11000	5.8	53	74	4.3	...	7
46...	161	73	72	69	3	1	1	4	67	85	5.0	...	1
47...	*119	32	30	27	3	2	2	11	21000	7.0	17	67	3.2	...	5
48...	*159	77	56	56	...	12	6	9	12	11000	9.0	60	59	3.3	...	5
49...	200	80	79	79	...	1	1	11	12000	7.9	66	73	4.8	2	3
50...	159	86	86	86	5	...	5.8	62	70	4.4	...	4
51...	*168	73	55	46	9	18	15	3	13	10000	6.9	45	55	3.6	1	6
52...	*208	87	87	75	12	17	9500	7.5	63	74	4.6	1	5
53...	**156	78	47	47	...	29	27	2	...	2	8	...	7.0	47	74	3.1	...	6
55...	**172	68	41	35	6	21	17	4	...	6	6	...	7.3	51	69	4.1	...	3
56...	83	44	31	19	12	12	5	7	...	1	8	9000	8.8	27	60	4.1	1	4
58...	*160	74	45	42	3	29	29	10	13000	8.2	54	60	3.3	...	4
59...	239	82	45	36	9	37	31	6	20	10000	7.4	57	72	3.8	2	9
38.....	3155	1294	1213	1207	6	78	68	10	...	3	582	20000	7.2	642	74	4.5	14	19
1...	57	18	18	18	16	23000	7.0	2
2...	52	19	19	19	16	18000	6.8	3

Table 2.—CHARACTERISTICS OF HOUSING UNITS, BY BLOCKS: 1960—Con.

["Total population" contains no persons in group quarters unless preceded by asterisk; one asterisk (*) denotes less than 10 percent; two asterisks (**), 10 percent or more]

Blocks within census tracts	Total population	All housing units by condition and plumbing								Occupied housing units								
		Sound				Deteriorating				Dilapidated	Owner occupied			Renter occupied			Occupied by non-white	1.01 or more persons per room
		Total	Total	With all plumbing facilities	Lacking some or all facilities	Total	With all plumbing facilities	Lacking some or all facilities			Total	Average value (dollars)	Average number of rooms	Total	Average contract rent (dollars)	Average number of rooms		
						With flush toilet	No flush toilet											
3...	79	40	40	40	8	17500	7.9	31	70	3.4	...	1	
4...	51	23	23	23	12	19500	6.3	10	91	5.1	
5...	63	32	32	32	1	31	73	4.7	...	1	
6...	44	15	15	15	15	18000	6.8	
8...	28	10	7	7	3	8	11500	5.5	2	1	
9...	102	28	28	28	26	14500	6.8	1	1	
10...	78	30	30	30	24	21000	6.8	4	1	
12...	54	17	17	17	17	28000	7.9	
13...	53	19	19	19	17	23000	7.8	1	
14...	40	11	11	11	11	23000	7.6	
15...	49	14	14	14	12	25000	7.6	2	
16...	147	66	65	65	...	1	1	20	18500	7.3	44	76	4.4	...	1	
17...	191	75	72	72	...	3	3	25	16000	6.6	49	73	4.8	...	1	
18...	41	15	15	15	11	23000	7.1	3	
19...	30	14	14	14	14	30000	8.7	
20...	63	20	20	20	20	26000	8.2	
21...	55	21	21	21	19	21000	7.7	1	
22...	70	24	24	24	22	15500	7.6	2	
23...	94	31	23	22	1	8	5	3	...	24	13500	6.3	7	58	4.6	7	...	
24...	29	12	12	12	9	20000	7.0	2	
25...	13	5	5	5	5	14000	6.4	
26...	92	34	34	34	16	22000	7.6	18	59	3.7	
27...	12	4	
28...	28	11	11	11	7	26000	7.1	3	
29...	112	62	62	62	29	15000	5.4	30	75	4.1	
30...	36	13	13	13	12	30000	7.4	1	
31...	14	4	
32...	26	12	12	12	8	25000	8.3	3	
33...	50	18	18	18	12	23000	8.2	4	
34...	49	14	14	14	9	19500	8.6	5	...	6.4	
35...	42	16	16	16	11	29000	8.1	4	
36...	66	33	33	33	13	16500	7.2	16	70	3.5	...	1	
37...	116	52	52	52	12	20000	8.3	36	75	5.3	
38...	102	44	42	42	...	2	2	13	20000	8.1	29	65	4.5	
39...	128	52	51	51	...	1	1	10	20000	8.3	54	74	5.3	...	1	
40...	128	64	60	60	...	4	4	4	54	63	4.1	...	2	
41...	107	52	47	47	...	5	5	15	...	5.7	35	64	4.0	
42...	58	25	15	15	...	10	10	13	14000	7.6	9	70	5.1	1	1	
43...	113	50	44	44	...	6	6	8	13500	6.6	39	87	5.6	...	1	
45...	122	44	36	31	5	8	8	9	11500	8.3	33	83	5.4	
46...	43	21	13	13	...	8	5	3	...	5	12500	6.6	12	70	4.1	
51...	136	66	59	59	...	7	3	4	...	8	...	7.1	53	76	3.4	...	2	
52...	38	13	13	13	2	10	65	4.4	
55...	16	11	11	11	2	6	63	3.2	...	1	
56...	8	3	
57...	16	7	2	2	...	5	5	2	5	61	4.2	...	1	
58...	14	10	10	10	6	37	2.8	6	2	
39... ..	**1511	558	411	386	25	102	80	18	4	45	114	14500	7.5	346	63	4.0	29	28
3	11	4
4	19	7	5	3	2	...	2	4	...	2
5	17	11	2	2	...	6	5	1	...	3	3500	4.8	3
6	11	6	1	1	5	3
7	39	12	6	6	...	2	2	9	4000	4.9	3	3
8	**122	18	2	1	1	6	2	...	4	10	16	46	3.9	10	3	3
9	18	7	7	4	2	...
11	9	4
12	25	6	4	4	...	2	2	4	2	1
13	3	1
18	**120	1
19	*175	71	57	54	3	14	13	1	...	5	10500	6.2	54	61	3.7	1	6	...
20	109	63	41	38	3	18	14	4	...	4	11500	7.6	40	60	3.3	...	5	...
22	160	90	79	68	11	11	11	8	13000	6.3	53	79	5.3	1	2	...
23	**109	65	65	63	2	10	17500	7.4	48	69	3.4
24	95	38	38	35	3	6	9500	5.2	29	65	4.0	6	2	...
25	36	17	11	11	...	5	5	1	16	57	5.0
30	1	1
31	**143
35	37	30	3	3	...	26	16	10	...	1	3	...	18	42	2.8	...	1	...
36	24	11	11	11	5	10000	7.6	6	85	6.0
37	51	16	16	16	10	25000	10.6	3
38	40	15	15	15	8	22000	10.0	7	77	4.6
39	**51	21	21	21	6	32000	11.0	12	61	3.8
48	**75	34	34	34	10	16500	10.4	18	54	3.3	...	3	...
51	6	5	1	1	4	4	4
52	5	4
40... ..	*4057	1731	470	436	34	976	705	271	...	285	164	8000	6.5	1256	55	3.7	73	197
1	...	1
2	70	28	2	2	...	26	10	16	...	3	21	46	3.2	...	6	...
3	50	19	19	19	18	18	45	5.1
4	64	32	1	1	...	13	6	7	...	18	4000	6.6	20	47	3.1	6	3	...
5	108	34	17	9	8	...	17	5	5.6	23	47	3.4	...	11	...
6	**156	46	15	13	2	20	15	5	...	11	4	...	33	55	4.5	...	4	...
7	95	42	42	42	2	38	75	5.1	...	2	...
8	102	35	7	7	28	1	...	25	50	3.8	...	11	...
9	164	56	35	29	6	21	15	6	...	6	6500	5.5	39	49	4.1	15	13	...

City Block Characteristics

Table 2.—CHARACTERISTICS OF HOUSING UNITS, BY BLOCKS: 1960—Con.

["Total population" contains no persons in group quarters unless preceded by asterisk; one asterisk (*) denotes less than 10 percent; two asterisks (**), 10 percent or more]

Blocks within census tracts	Total population	All housing units by condition and plumbing								Occupied housing units									
		Total	Sound			Deteriorating			Dilapidated	Owner occupied			Renter occupied			Occupied by non-white	1.01 or more persons per room		
			Total	With all plumbing facilities	Lacking some or all facilities	Total	With all plumbing facilities	Lacking some or all facilities		Total	Average value (dollars)	Average number of rooms	Total	Average contract rent (dollars)	Average number of rooms				
10...	179	70	27	27	...	41	21	20	...	2	7	5000	6.0	54	52	4.0	...	11	
13...	153	53	19	15	4	34	24	10	5	13500	6.6	41	43	4.2	1	11	
14...	217	68	22	18	4	46	38	8	2	61	50	4.4	15	8	
15...	*135	38	4	4	...	30	27	3	4	32	52	4.8	2	5	
16...	**198	75	18	16	2	51	49	2	13	10000	6.9	51	47	4.6	
17...	**110	38	2	2	...	30	26	4	5	...	5.2	22	26	5.0	2	6	
18...	122	50	13	13	...	32	27	5	7	...	5.6	34	45	4.5	1	5	
22...	83	34	4	4	...	21	19	2	9	...	6.8	19	41	4.8	3	3	
23...	173	72	14	14	...	38	33	5	20	5000	6.7	35	49	4.1	5	10	
24...	155	74	34	30	4	37	30	7	2	56	62	4.3	...	6	
25...	*147	84	56	52	4	28	26	2	1	71	53	3.9	...	1	
26...	102	69	12	8	4	37	33	4	20	52	57	2.8	1	9	
27...	205	92	15	15	...	47	28	19	30	70	57	3.1	8	15	
28...	*267	104	1	1	...	61	43	18	42	4500	7.4	67	47	4.0	10	15	
30...	*217	95	3	3	...	52	46	6	40	8000	6.8	62	59	3.5	...	13	
31...	188	103	17	17	...	70	17	53	16	...	6.4	73	56	2.6	2	19	
32...	*150	89	37	33	4	52	36	16	8	...	5.6	74	58	2.4	...	5	
33...	**86	44	38	18	20	6	25	56	2.6	1	3	
34...	...	2
35...	**48	12	11	11	...	1	1	12	75	4.0	1	...	
36...	66	46	25	25	...	21	21	3	42	67	3.7	
37...	91	47	13	13	...	34	34	8	16000	8.6	36	60	3.2	
38...	**156	79	8	8	...	71	46	25	10	15000	8.0	50	56	2.6	...	2	
41.....	3305	995	891	791	100	93	7	60	26	11	7	5000	5.3	944	34	3.8	950	250	
1...	56	26	24	2	22	2	...	1	1	25	33	2.2	24	7	
2...	61	21	13	7	6	8	1	3	4	...	1	19	43	3.2	20	5	
3...	119	54	44	21	23	10	10	...	3	50	36	2.6	53	9	
4...	209	75	61	12	49	13	...	2	11	1	1	70	30	3.0	71	21	
8...	859	212	211	211	...	1	1	1	210	35	4.1	211	75	
9...	222	54	54	54	39	4.3	54	17	
10...	376	112	112	112	34	4.1	112	19	
11...	9	6	2	...	4	5	50	5.0	5	...	
12...	45	41	35	2	33	...	6	20	34	1.9	20	7	
13...	1330	372	372	1	371	33	4.0	372	87	
14...	19	22	22	3	19	8	51	3.6	8	3	
42.....	*4529	1361	770	612	158	426	63	304	59	165	93	8000	6.4	1221	41	3.7	1313	339	
4...	154	66	50	3	47	16	...	12	4	65	30	2.9	65	12	
5...	77	37	20	...	20	17	...	3	14	...	1	35	26	2.7	36	7	
6...	25	5	5	...	5	5	41	4.2	5	2	
7...	117	58	12	1	11	46	1	45	3	41	39	3.0	44	7	
8...	*106	30	1	1	...	29	...	29	2	27	29	3.1	29	11	
9...	91	31	31	...	29	2	...	2	26	37	3.2	28	9	
10...	2	1	
11...	144	45	45	1	44	43	40	3.1	43	16	
12...	58	22	1	1	...	21	...	21	22	33	3.0	22	5	
13...	66	23	23	...	23	21	36	3.0	21	5	
14...	*196	56	9	7	2	34	7	2	25	13	54	35	3.4	54	15	
15...	*158	56	3	1	2	27	3	22	2	26	1	53	35	3.2	54	12	
16...	125	45	3	2	1	25	11	4	10	17	1	42	40	2.9	43	13	
17...	159	39	39	39	39	50	4.2	39	10	
18...	796	229	219	217	2	9	7	2	...	1	10	8500	7.3	219	49	4.2	229	51	
19...	230	60	60	1	59	47	4.3	59	12	
23...	79	30	8	7	1	9	4	5	...	13	5	6500	5.8	25	48	2.4	30	7	
24...	27	7	1	...	1	5	3	2	...	1	1	53	35	3.5	7	2	
25...	230	71	8	8	...	20	9	9	2	43	6	7500	5.8	65	33	3.3	71	20	
26...	207	66	21	19	2	11	2	9	...	34	7	8000	7.1	57	49	3.5	64	20	
27...	138	35	2	2	...	17	11	6	...	16	6	7000	6.5	29	48	3.7	35	10	
33...	162	36	36	36	36	40	4.2	36	15	
34...	*550	143	113	72	41	30	3	27	23	7500	6.1	114	40	4.0	137	35	
35...	*170	49	47	35	12	1	1	1	15	10500	6.6	30	44	4.7	45	6	
36...	462	121	116	100	16	5	...	5	8	9500	7.5	108	42	4.2	116	37	
43.....	*5312	1534	1072	904	168	246	117	124	5	216	486	8500	5.8	1014	46	3.7	1496	332	
3...	47	12	10	6	4	1	...	1	...	1	5	6	48	4.5	11	2	
5...	*89	26	26	20	6	15	5500	5.9	11	47	3.0	26	1	
6...	105	37	36	19	17	1	7000	5.1	14	36	3.7	37	2	
7...	210	49	22	13	9	22	1	19	2	5	16	5500	6.1	33	45	3.2	49	19	
9...	*177	58	54	20	34	2	...	2	...	2	16	5500	5.6	39	36	3.2	55	11	
10...	106	30	30	17	13	19	6000	5.2	11	38	4.1	30	7	
11...	208	65	64	25	39	1	7500	6.3	57	37	3.3	65	16	
12...	134	35	35	28	7	21	9000	6.1	14	45	3.9	35	6	
13...	110	33	24	22	2	9	6	3	20	9500	5.8	13	50	4.9	33	3	
14...	*76	23	20	19	1	3	1	2	20	10000	5.8	2	22	2	
15...	89	26	26	26	10	11500	5.4	15	45	4.2	25	6	
18...	37	14	1	1	...	13	1	12	1	13	42	3.7	14	2	
21...	212	64	33	21	12	10	7	3	21	7500	5.3	45	37	3.3	62	18	
22...	98	31	3	3	...	14	4	10	14	27	44	2.9	31	10	
23...	110	31	7	6	1	6	2	3	1	18	7	5500	5.7	23	43	3.3	30	5	
24...	11	4	
25...	*122	32	16	16	...	4	2	2	12	9000	6.3	17	57	3.5	32	7	
26...	63	22																	

Table 2.—CHARACTERISTICS OF HOUSING UNITS, BY BLOCKS: 1960—Con.

["Total population" contains no persons in group quarters unless preceded by asterisk; one asterisk (*) denotes less than 10 percent; two asterisks (**), 10 percent or more]

Blocks within census tracts	Total population	All housing units by condition and plumbing										Occupied housing units							
		Total	Sound			Deteriorating			Dilapidated	Owner occupied				Renter occupied				Occupied by non-white	1.01 or more persons per room
			Total	With all plumbing facilities	Lacking some or all facilities	Total	With all plumbing facilities	Lacking some or all facilities		Total	Average value (dollars)	Average number of rooms	Total	Average contract rent (dollars)	Average number of rooms				
								With flush toilet								No flush toilet			
30...	32	13	4	1	3	8	4	3	1	1	3	10	43	2.6	13	3	
31...	44	11	1	1	...	5	2	3	...	5	1	10	84	3.2	11	5	
33...	51	18	17	17	...	1	1	13	13500	6.4	5	...	5.6	18	...	
34...	21	7	7	7	6	13000	6.8	1	7	...	
35...	**50	15	15	15	14	13500	6.3	1	15	...	
37...	**101	25	6	6	...	19	8	11	8	7500	5.8	16	97	3.6	24	5	
38...	108	34	5	5	...	6	5	1	23	11000	7.0	22	41	4.0	33	5	
39...	*170	51	15	15	...	20	17	3	17	8000	5.6	33	40	3.4	50	9	
40...	81	29	1	...	1	11	10	1	17	8000	5.6	33	40	3.4	50	9	
41...	67	22	4	4	...	4	4	7	5000	5.0	14	45	3.6	21	7	
42...	26	9	2	1	1	3	6	37	3.0	9	2	
44...	55	9	9	6	58	4.3	9	6	
45...	158	41	3	3	...	18	12	6	20	16	5000	5.8	23	41	3.8	39	13
46...	50	14	10	7	3	8	6000	5.9	6	43	2.3	13	2	
47...	*81	22	11	11	...	7	7	2	4	17	7000	6.1	5	42	5.2	22	3
48...	79	25	21	21	...	4	2	2	12	8500	6.5	13	104	4.2	25	2	
49...	49	15	12	12	...	3	1	2	14	17500	6.2	1	15	2	
50...	22	7	7	6	1	6	21000	7.2	6	...	
51...	496	114	107	102	5	4	...	4	...	3	8	6500	5.0	103	40	4.6	111	34	
52...	236	44	44	44	44	39	4.8	44	22	
53...	487	180	178	178	...	2	2	3	169	48	3.1	172	38	
54...	127	31	31	31	31	50	4.0	31	12	
55...	415	117	91	90	1	12	8	4	14	25	6000	5.6	88	49	113	27	
57...	28	10	10	10	9	...	
58...	63	17	11	9	2	6	3	3	15	10000	5.5	2	14	4	
44.....	*4396	1064	1017	1015	2	39	28	11	...	8	265	14000	6.0	788	37	4.5	1053	275	
1...	559	120	120	120	7	16000	4.6	112	36	4.6	119	47	
2...	*166	41	41	41	41	31	4.2	41	9	
3...	160	54	54	54	53	31	3.9	53	9	
4...	260	60	60	60	1	59	37	4.4	60	21	
5...	125	40	40	40	38	35	4.1	38	3	
6...	342	79	79	79	6	14000	6.2	72	40	4.3	78	29	
7...	146	33	33	33	7	13500	4.9	26	40	4.6	33	12	
8...	158	41	41	41	1	39	31	4.3	40	10	
9...	240	51	51	51	5	12000	5.8	45	38	4.7	50	17	
10...	*88	26	19	19	...	3	2	1	...	4	16	16500	6.2	9	69	4.3	25	3	
11...	20	5	4	4	...	1	1	1	5	...	
12...	52	15	15	15	14	17500	6.4	1	15	...	
13...	370	81	81	81	81	36	4.6	81	24	
14...	479	94	94	94	94	40	4.7	94	38	
15...	320	70	70	70	2	68	38	4.7	70	24	
16...	64	15	11	10	1	4	4	10	10500	5.6	5	42	4.8	15	3	
17...	63	17	16	16	...	1	1	17	15500	6.2	17	2	
18...	*85	19	18	18	...	1	1	17	13000	6.4	2	19	3	
19...	33	10	9	8	1	1	...	1	10	14000	6.1	10	1	
20...	50	14	13	13	...	1	1	14	15500	6.3	14	...	
21...	83	23	17	17	...	4	2	17	12500	6.1	6	36	4.5	23	2	
22...	68	18	17	17	...	1	1	17	13500	5.9	1	18	4	
23...	47	13	13	13	10	15500	5.9	3	13	1	
24...	69	15	15	15	15	42	4.9	15	5	
25...	26	9	5	5	...	4	4	8	15000	6.3	1	9	...	
26...	20	7	5	5	...	2	2	5	13000	6.2	1	6	...	
27...	67	19	16	16	...	3	3	17	14000	5.6	1	18	2	
28...	58	19	15	15	...	2	...	2	13	12000	6.2	6	53	3.8	19	3	
29...	64	20	17	17	...	3	3	18	12500	6.1	2	20	1	
30...	65	19	11	11	...	8	3	5	13	12000	5.8	6	33	4.2	19	2	
31...	29	10	10	10	9	...	
32...	20	7	7	7	7	15000	6.1	7	...	
45.....	*4073	1035	998	993	5	29	23	6	...	8	127	12500	5.8	899	56	4.0	1026	314	
1...	813	226	226	225	1	3	223	54	3.7	226	62	
4...	74	22	18	18	...	4	3	1	20	10500	6.0	2	22	2	
5...	94	29	18	16	2	10	6	4	21	11500	6.5	7	63	4.7	28	3	
6...	85	26	20	20	...	5	4	1	18	10500	5.6	7	57	4.4	25	4	
7...	75	18	18	18	18	14500	6.1	18	3	
9...	196	48	47	47	...	1	1	4	44	58	4.0	48	15	
10...	180	45	45	45	45	56	4.1	45	14	
13...	193	40	40	40	40	57	4.3	40	18	
14...	*151	40	40	40	40	61	4.0	40	12	
15...	219	54	54	53	1	1	53	56	3.9	54	17	
16...	250	49	49	48	1	2	47	58	4.3	49	27	
17...	72	26	26	26	2	24	51	3.2	26	4	
18...	101	27	27	27	27	53	3.6	27	8	
19...	229	57	54	54	...	3	3	57	57	3.9	57	19	
23...	185	46	46	46	45	56	4.0	45	15	
25...	80	16	16	16	16	57	4.4	16	8	
27...	13	9	3	3	6	1	4	...	
28...	*34	11	10	10	...	1	1	3	15500	6.7	2	11	...	
29...	*68	18	16	16	...	2	2	13	11500	5.7	4	17	2	
30...	*59	13	12	12	...	1	1	11	11000	5.8	2	13	3	
31...	212	48	48	48	2	46	55	3.9	48	21	
32...	36	9	9	9	9	57	4.2	9	4	
33...	363	94	92	92	...	2	2	94	56	4.1	94	31	
34...	182	36	36	36	36	60	4.3	36	16	
35...	109	28	28	28	28	55	3.9	28	6	

City Block Characteristics

Table 2.—CHARACTERISTICS OF HOUSING UNITS, BY BLOCKS: 1960—Con.

["Total population" contains no persons in group quarters unless preceded by asterisk; one asterisk (*) denotes less than 10 percent; two asterisks (**), 10 percent or more]

Blocks within census tracts	Total population	All housing units by condition and plumbing									Occupied housing units								
		Total	Sound			Deteriorating			Dilapidated	Owner occupied			Renter occupied			Occupied by non-white	1.01 or more persons per room		
			Total	With all plumbing facilities	Lacking some or all facilities	Total	With all plumbing facilities	Lacking some or all facilities		Total	Average value (dollars)	Average number of rooms	Total	Average contract rent (dollars)	Average number of rooms				
																		With flush toilet	No flush toilet
46.....	*3094	936	754	738	16	173	137	36	...	9	358	8000	5.8	537	45	4.5	1	113	
2...	46	10	6	6	...	4	4	9	8000	4.6	1	3	
3...	24	9	5	5	...	4	4	7	7500	4.6	2	
9...	23	7	6	6	...	1	1	6	6500	5.7	1	
10...	46	15	12	12	...	3	3	8	4500	5.4	6	52	4.8	
11...	57	19	16	14	2	3	3	15	5500	5.7	3	1	
12...	80	23	4	2	2	19	11	8	12	4000	6.0	11	48	4.4	...	3	
13...	14	5	5	1	4	2	2	
14...	42	13	11	10	1	2	2	10	7000	6.4	2	1	
15...	32	14	9	9	...	4	4	1	10	7500	5.8	2	
18...	57	16	12	12	...	4	4	15	8000	4.5	1	2	
19...	71	23	10	10	...	12	12	1	17	7500	4.4	4	4	
20...	28	7	2	2	...	4	4	1	6	6500	5.5	1	
21...	**14	2	
26...	3	1	
27...	61	24	11	11	...	11	11	2	21	7000	6.0	1	
28...	46	15	14	14	...	1	1	12	8000	6.1	3	
29...	8	3	4	
31...	66	19	7	7	...	12	8	4	4	15	54	4.5	...	2	
32...	101	36	20	16	4	16	10	6	15	5500	5.7	17	39	4.5	...	2	
33...	58	15	10	10	...	5	1	4	13	7000	5.5	2	3	
34...	21	6	5	5	...	1	1	4	2	
36...	48	25	10	9	1	15	14	1	16	9000	5.1	7	59	4.1	
37...	41	12	8	8	...	4	3	1	10	9000	6.6	2	1	
42...	70	24	10	10	...	13	11	2	...	1	18	9500	6.4	5	57	3.6	
43...	80	27	27	27	12	10000	6.3	13	66	4.5	
44...	33	13	11	8	3	2	1	1	8	9000	7.4	4	
45...	2	1	
46...	58	21	13	11	2	6	4	2	...	2	14	10000	7.5	5	69	5.6	...	2	
47...	**71	29	29	29	16	12000	7.1	7	74	4.3	...	1	
48...	51	16	6	6	...	10	10	12	10000	6.2	4	
50...	374	115	109	109	...	5	5	1	17	8500	4.5	95	44	4.3	...	16	
51...	916	239	238	238	...	1	1	1	233	39	4.5	...	52	
52...	333	92	92	92	21	8000	5.8	68	42	4.5	...	17	
55...	48	16	15	15	...	1	1	14	7500	6.1	2	
56...	51	16	15	15	...	1	1	8	8000	6.1	7	69	5.4	...	1	
57...	15	6	6	6	5	49	6.2	
58...	5	2	
47.....	*5473	1600	1144	762	382	420	209	209	...	2	36	464	7500	6.3	1091	48	3.7	1543	349
3...	70	22	16	15	1	4	3	1	2	16	7500	6.4	6	54	3.2	22	2
4...	*119	40	22	18	4	17	16	1	1	10	14500	5.7	27	46	3.5	37	8
5...	48	31	31	...	31	28	24	1.8	28
6...	54	15	8	8	...	7	7	6	7500	5.2	9	54	4.1	15	4	
7...	*240	67	36	28	8	30	24	6	...	1	27	8000	6.0	38	44	3.6	65	11	
8...	55	14	13	8	5	1	1	5	7500	6.4	9	62	4.6	14	4	
9...	25	6	4	2	2	2	2	3	3	6	1	
10...	60	23	7	6	1	15	3	12	...	1	3	19	42	3.1	20	4	
11...	*255	74	31	20	11	43	21	22	18	5500	6.0	55	64	2.9	73	24	
12...	187	58	42	39	3	16	3	13	12	7500	6.0	46	56	3.9	58	10	
13...	*178	56	39	25	14	17	11	6	15	7000	5.5	41	46	3.4	56	16	
14...	72	28	18	15	3	3	1	2	...	7	15	6500	6.2	13	53	4.3	28	1	
15...	67	20	6	6	...	12	9	3	...	2	5	5500	6.2	15	47	3.9	20	4	
16...	15	7	5	5	...	4	1	6	47	4.3	7	...	
19...	78	31	25	22	3	5	2	2	...	1	8	5500	6.0	17	46	3.8	25	6	
20...	*163	54	49	41	8	5	2	3	22	4500	6.5	31	51	3.8	53	8	
21...	131	40	38	13	25	2	1	1	9	6000	6.7	31	46	3.8	40	12	
22...	32	8	8	9	7000	6.3	2	8	2	
23...	**153	40	14	11	3	26	22	4	13	5500	7.7	27	48	5.3	40	2	
24...	111	34	28	20	8	5	...	5	...	1	7	11000	7.7	27	49	3.8	33	5	
25...	177	51	43	24	19	6	...	6	...	2	17	9500	6.1	33	45	3.4	49	14	
26...	*235	63	51	35	16	9	4	3	16	5500	6.4	47	44	3.8	62	13	
27...	153	36	12	9	3	23	10	13	...	1	11	6500	5.4	23	51	3.8	34	14	
30...	**174	37	32	16	16	5	...	5	13	11500	5.8	24	48	3.6	35	14	
31...	139	32	30	25	5	2	13	11500	6.9	19	54	3.8	32	12	
32...	39	15	11	9	2	4	3	1	8	8000	6.3	7	38	3.4	15	...	
33...	*125	39	39	19	20	11	...	6.3	26	41	3.6	37	6	
34...	178	48	48	24	24	14	6500	5.9	33	49	3.8	47	11	
35...	118	34	32	14	18	2	2	10	7500	7.7	23	44	3.1	33	7	
36...	128	42	41	23	18	1	...	1	17	7500	6.6	25	43	3.2	41	7	
37...	74	27	27	25	2	12	8000	7.3	15	63	3.4	27	...	
38...	106	34	34	18	16	7	...	6.6	27	47	3.6	34	7	
39...	117	33	33	13	20	2	31	53	3.5	33	12	
40...	220	59	59	47	12	24	8000	6.5	35	45	3.8	59	11	
42...	35	9	9	3	6	7	50	3.6	9	2	
44...	*90	21	9	9	...	12	7	5	3	18	53	4.1	20	7	
45...	*247	64	35	26	9	27	18	9	...	2	19	7500	6.8	41	50	4.0	60	16	
46...	212	54	29	22	7	24	11	13	...	1	15	8000	6.7	36	48	4.0	51	16	
47...	68	21	11	10	1	10	3	7	1	19	41	3.4	20	8	
48...	6	1	
50...	112	31	18	6	12	12	1	11	...	1	2	...</							

Table 2.—CHARACTERISTICS OF HOUSING UNITS, BY BLOCKS: 1960—Con.

["Total population" contains no persons in group quarters unless preceded by asterisk; one asterisk (*) denotes less than 10 percent; two asterisks (**), 10 percent or more]

Blocks within census tracts	Total population	All housing units by condition and plumbing									Occupied housing units							
		Total	Sound			Deteriorating			Dilapidated	Owner occupied			Renter occupied			Occupied by non-white	1.01 or more persons per room	
			Total	With all plumbing facilities	Lacking some or all facilities	Total	With all plumbing facilities	Lacking some or all facilities		Total	Average value (dollars)	Average number of rooms	Total	Average contract rent (dollars)	Average number of rooms			
							With flush toilet	No flush toilet										
59...	15	5	1	1	...	4	...	4	1	4	5	2
48.....	*2196	470	468	466	2	2	2	21	11000	4.5	446	41	4.4	463	184
2.....	586	135	135	135	133	35	4.3	133	49
3.....	563	136	136	136	15	11000	4.5	121	36	4.1	136	49
4.....	492	88	88	86	2	2	86	56	4.7	88	46
5.....	**59	2
6.....	186	42	41	41	...	1	1	1	40	48	4.5	41	13
7.....	3	3
8.....	307	64	64	64	3	61	40	4.5	64	27
49.....	**2705	1470	720	451	269	530	129	373	28	220	50	12500	6.6	1132	55	2.5	513	191
2.....	11	14	1	1	13	5	39	2.4	2	1
3.....	8	3
15.....	10	10	10	7	50	3.0	7	2
17.....	3	2
18.....	22	10	5	5	...	5	5	6	53	7.2
19.....	17	7	6	6	...	1	1	5	8.8	2
20.....	77	69	64	52	12	5	1	4	4	51	53	2.9	...	1
21.....	101	84	60	59	1	15	14	1	9	59	64	3.6	...	2
22.....	19	35	1	1	...	30	...	30	4	17	50	1.0	...	2
23.....	1
25.....	46	31	7	2	5	...	24	2	17	55	2.5	...	4
27.....	8	35	35	31	4	7	102	1.7	1	...
31.....	**27	8	1	1	...	7	...	7	7	32	3.9	6	1
32.....	29	8	6	1	5	8	28	3.9	8	3
33.....	26	9	3	1	2	6	1	5	2	7	30	3.0	9	2
34.....	5	1
35.....	44	19	4	4	...	1	...	1	...	14	14	32	3.3	14	4
36.....	38	15	3	2	1	2	2	2	...	10	14	77	4.0	14	2
38.....	49	18	3	1	2	...	15	18	43	2.1	18	7
39.....	234	100	70	14	56	29	2	9	18	1	5	7000	3.8	95	42	2.3	100	36
40.....	43	24	19	5	14	5	...	1	4	15	41	3.7	15	2
41.....	62	43	28	1	27	10	1	8	2	5	1	38	37	1.7	39	8
42.....	22	8	3	2	1	3	1	2	...	2	8	56	2.9	8	3
44.....	32	7	2	2	...	5	1	4	7	31	3.4	7	4
46.....	3	3
47.....	10	14	14	...	14	10	39	1.1
48.....	**95	71	29	17	12	42	5	36	1	...	2	34	44	1.6	...	2
49.....	4	3
50.....	21	16	5	5	...	11	11	2	8	77	6.3
51.....	97	65	65	64	1	60	82	4.0	1	...
52.....	20	17	17	17	5	8	76	1.8
53.....	7	8	2	2	...	6	6	2	2
54.....	**15	8	8	8	8	71	2.9
55.....	**19	11	3	3	...	8	1	7	3	4	1
56.....	36	32	2	2	...	30	6	24	28	36	1.7	1	...
57.....	74	62	62	62	55	51	3.2
59.....	6	4
60.....	**21	8	1	1	7	1	7	36	3.6	8	...
61.....	24	8	1	1	...	7	1	5	1	...	4	4	8	1
62.....	**96	25	1	1	...	23	3	20	...	1	25	41	3.5	25	4
63.....	227	98	53	10	43	27	1	24	2	18	3	90	38	2.3	93	33
64.....	*127	41	31	15	16	...	10	2	35	47	3.7	36	8
65.....	82	25	1	...	1	...	24	22	37	3.0	22	12
66.....	38	16	2	1	1	2	2	2	...	12	15	44	2.7	15	4
67.....	**33	9	9	2	7	...	1	8	46	6.1	9	1
68.....	**11	1
69.....	11	5	5	...	5	5	35	3.2	5	1
70.....	16	7	1	1	...	6	2	4	2	5	...	2.6	6	2
73.....	21	19	1	1	...	18	12	6	12	56	2.3	...	2
74.....	4	4
76.....	100	88	48	...	48	40	24	16	88	72	1.0	...	11
77.....	45	36	11	11	...	25	8	17	36	100	1.3	...	2
81.....	12	7	7	...	7	7	35	1.7	7	1
82.....	5	2
83.....	**10	2
84.....	8	2
85.....	40	8	8	8	43	4.1	8	4
91.....	**35
98.....	10	9	9	9	9	106	1.1	1	...
103.....	87	70	70	46	24	70	95	1.1	...	10
104.....	8	19	19	...	19	6	62	1.0	...	1
110.....	**11	1
118.....	11	5	5	5	21	1.4	5	2
119.....	**194
125.....	**26
126.....	4	2
128.....	3	1
129.....	31	76	1	1	...	59	...	59	...	16	27	35	1.1	...	4
142.....	4	1
50.....	*4754	1139	371	338	33	406	307	97	2	362	246	7000	6.5	821	53	4.4	954	341
1.....	8	1
2.....	1	1
3.....	74	21	19	19	...	2	2	10	8000	6.0	11	81	5.0	19	4	

City Block Characteristics

Table 2.—CHARACTERISTICS OF HOUSING UNITS, BY BLOCKS: 1960—Con.

["Total population" contains no persons in group quarters unless preceded by asterisk: one asterisk (*) denotes less than 10 percent; two asterisks (**), 10 percent or more]

Blocks within census tracts	Total population	All housing units by condition and plumbing								Occupied housing units									
		Total	Sound			Deteriorating			Dilapidated	Owner occupied			Renter occupied			Occupied by non-white	1.01 or more persons per room		
			Total	With all plumbing facilities	Lacking some or all facilities	Total	With all plumbing facilities	Lacking some or all facilities		Total	Average value (dollars)	Average number of rooms	Total	Average contract rent (dollars)	Average number of rooms				
4...	113	27	2	2	...	19	10	9	...	6	2	22	44	4.0	16	10
8...	6	1
13...	50	17	4	...	4	8	6	2	...	5	3	11	54	3.2	11	6
14...	79	23	15	15	...	8	8	11	9000	6.9	12	68	5.7	21	1	
15...	61	17	12	12	...	5	2	3	14	9500	6.3	2	14	3	
16...	94	25	16	16	...	8	7	1	...	1	13	8500	7.1	10	58	5.1	19	2	
17...	159	56	31	31	...	25	18	7	11	9500	6.5	41	58	3.9	46	6	
18...	24	5	1	1	4	5	61	3.0	5	3	
19...	108	24	7	6	1	12	11	1	...	5	3	19	56	4.2	21	7	
20...	92	21	2	1	1	...	19	1	2	17	5.4	17	9	
21...	21	4	
22...	28	9	3	3	6	2	5	45	4.0	5	2	
23...	74	14	2	...	2	...	12	13	53	4.8	12	7	
24...	47	11	2	2	9	10	42	3.8	10	6	
26...	**114	11	3	2	1	2	2	3	...	3	6	5000	6.0	5	33	4.8	9	3	
27...	80	15	2	2	...	6	6	7	15	53	4.2	15	9	
28...	126	25	5	4	1	2	2	18	2	23	53	4.1	23	11	
29...	99	23	2	2	21	4	18	52	4.9	19	8	
30...	*81	15	1	1	14	1	13	51	4.3	14	6	
31...	*132	27	5	4	1	14	10	4	...	8	2	22	54	4.3	23	8	
32...	147	34	9	8	1	16	14	2	...	9	7	5500	7.0	25	52	4.7	31	12	
33...	154	47	13	13	...	22	17	5	...	12	7	5500	7.7	33	47	4.2	27	10	
34...	*145	34	29	25	4	5	5	10	...	8500	6.7	23	59	4.8	30	9	
35...	83	24	23	19	4	1	...	1	...	13	...	8500	7.2	6	73	4.3	14	3	
36...	72	18	8	8	...	10	10	5	...	8000	8.0	13	52	4.7	16	4	
37...	71	17	11	11	2	5	5	1	9	7500	6.2	6	53	6.0	10	4	
38...	77	24	20	18	2	4	3	1	...	10	...	6500	6.1	13	59	5.1	17	3	
39...	*144	31	27	21	6	4	2	2	...	13	...	7000	7.2	17	62	4.4	25	9	
40...	26	6	1	1	...	3	3	2	5	56	4.2	5	2	
41...	121	33	11	9	2	...	22	1	30	54	4.2	30	8	
42...	*160	32	3	3	29	1	31	58	4.5	30	16	
43...	59	16	1	1	15	3	13	50	4.0	14	4	
44...	88	21	2	2	...	6	5	1	...	13	3	16	44	4.3	17	9	
45...	15	4	
46...	72	12	12	12	61	4.4	12	8	
47...	1	
48...	32	9	4	1	3	...	5	8	44	4.0	7	3	
49...	80	19	3	3	...	10	10	6	2	16	47	3.9	14	8	
50...	156	38	13	13	...	23	20	3	...	2	4	33	49	4.3	36	10	
51...	*137	23	8	8	...	11	11	4	5	7000	5.8	17	61	5.1	19	10	
53...	31	9	8	3	5	...	1	8	52	4.1	8	3	
54...	29	9	1	1	...	3	3	7	...	4000	5.4	2	9	1	
56...	93	26	5	4	1	13	9	2	2	8	25	50	3.8	24	10	
57...	31	11	5	5	...	4	2	2	...	2	8	59	4.3	8	2	
58...	73	17	3	3	...	11	9	2	...	3	17	44	4.4	17	6	
59...	59	14	4	2	2	2	1	1	...	8	14	51	4.6	14	6	
60...	40	13	7	7	6	12	45	2.3	12	6	
61...	**50	7	1	1	6	7	53	4.7	7	5	
62...	4	2	
63...	70	12	4	3	1	6	5	1	...	2	1	11	48	5.5	12	4	
64...	69	13	1	...	1	3	2	1	...	9	4	8	41	4.5	11	6	
65...	52	9	3	3	...	2	1	1	...	4	3	6	50	4.3	9	5	
66...	23	6	1	1	...	2	2	2	4	1	3	2	
67...	46	9	3	1	2	5	5	1	2	7	49	5.1	9	2	
68...	49	11	2	2	...	5	1	4	...	4	2	9	48	5.0	9	4	
69...	68	18	7	6	1	10	6	4	...	1	7	5000	6.6	9	53	5.1	13	1	
70...	41	10	4	4	...	4	2	2	...	2	3	7	47	4.6	9	2	
71...	81	17	2	2	...	9	6	3	...	6	4	13	48	4.4	17	6	
72...	63	20	3	3	...	10	3	7	...	7	7	3500	5.0	10	32	3.0	17	6	
73...	95	23	12	12	...	7	4	3	...	4	8	7000	6.3	15	74	4.5	22	6	
74...	84	28	13	13	...	14	11	3	...	1	6	6000	6.7	19	50	4.7	24	4	
75...	93	19	7	7	...	12	11	1	7	7000	6.7	12	58	5.1	18	6	
51...	*1660	548	401	384	17	141	129	12	...	6	300	9500	5.9	221	67	4.3	79	39	
2...	11	3	
4...	5	1	
5...	6	1	
7...	8	3	
9...	3	1	
10...	17	6	6	6	6	19500	6.2	
11...	50	18	17	17	...	1	1	13	12500	6.2	3	
12...	34	10	9	9	...	1	1	4	6	75	5.5	
18...	12	2	
19...	39	15	14	14	...	1	1	7	13500	6.1	8	63	4.6	
20...	44	20	16	16	...	4	4	9	11000	6.9	9	132	4.1	
21...	19	8	8	8	6	13500	6.7	1	
23...	9	3	4	2	
24...	14	6	6	4	2	
25...	35	15	11	8	3	4	3	1	...	8	8	8500	5.5	4	1	
26...	28	10	8	8	...	2	2	8	8	8000	5.6	2	
27...	26	11	11	8	3	5	3.4	6	48	2.7	
28...	65	20	16	16	...	4	4	11	10000	6.5	9	82	4.0	1	...	1	
29...	58	18	12	12	...	6	6	11	8500	6.2	6	49	4.0	1	
30...	63	25	16	15	1	9	9	6	9000	6.0	18	87	3.6	1	3	3	
31...	28	8	3	3	...	5	5	6	7500	5.7	2	6	1	
32...	145	44	15	15	...	29	27	2	...	15	8000	6.0	27	52	4.4	23	1	8	

Table 2.—CHARACTERISTICS OF HOUSING UNITS, BY BLOCKS: 1960—Con.

["Total population" contains no persons in group quarters unless preceded by asterisk: one asterisk (*) denotes less than 10 percent; two asterisks (**), 10 percent or more]

Blocks within census tracts	Total population	All housing units by condition and plumbing								Occupied housing units								
		Total	Sound			Deteriorating			Dilapidated	Owner occupied			Renter occupied			Occupied by non-white	1.01 or more persons per room	
			Total	With all plumbing facilities	Lacking some or all facilities	Total	With all plumbing facilities	Lacking some or all facilities		Total	Average value (dollars)	Average number of rooms	Total	Average contract (dollars)	Average number of rooms			
33...	67	23	19	18	1	4	4	13	8000	6.2	10	141	5.3	...	1
34...	43	16	14	13	1	2	2	12	8500	6.0	4
35...	2	1
38...	37	13	12	12	...	1	1	10	9000	6.1	2	1
39...	26	10	1	1	...	8	8	1	6	41	4.2	...	1
41...	6	2
42...	32	11	10	10	...	1	1	7	8000	5.6	4
44...	29	11	11	11	5	...	5.4	6	76	5.0
45...	45	14	14	14	10	8500	6.0	4
46...	70	20	9	9	...	11	7	4	10	6500	5.7	10	49	4.0	16	3
47...	3	1
48...	29	4	2	2	...	4	4	4	2	6	1
50...	12	4
51...	8	2
52...	13	6	6	6	4	1
53...	15	4
56...	19	6	6	6	4	2	1
57...	30	7	6	6	...	1	1	5	7500	5.6	2	1
58...	18	5	3	3	...	2	2	2	3	1
59...	40	11	6	6	...	5	5	5	6500	4.6	6	45	5.7	...	2
60...	44	13	9	9	...	4	2	2	8	12000	5.0	5	44	3.8	...	3
61...	25	8	3	3	...	5	5	2	6	43	5.3
62...	3	2
65...	**19	2
67...	*100	29	18	18	...	10	7	3	16	7500	6.3	11	45	4.0	25	3
68...	...	1
69...	5	3
70...	21	6	3	2	1	5	...	4.8	1
71...	36	10	10	10	9	9500	5.7	1
72...	5	2
73...	20	8	8	6	2	5	...	5.4	3
74...	13	6	6	6	...	2	2	2	3
75...	53	21	11	11	...	10	10	6	...	6.2	11	72	4.3	...	1
77...	9	3
78...	20	4
81...	23	6	5	3	2	1	1	4	2	1
82...	1	1
52.....	*5699	1365	785	713	72	522	423	91	8	58	291	7500	5.8	1032	42	4.3	1319	415
1...	14	4
2...	1574	388	388	388	379	38	4.1	379	142
5...	*112	26	23	22	1	3	3	12	8000	6.0	13	44	3.8	26	7
6...	31	13	10	10	...	1	...	1	5	...	5.4	6	66	4.8	11	1
7...	14	1
8...	80	21	17	15	2	2	1	1	2	9500	5.8	3	19	2
9...	26	7	5	5	...	2	1	1	4	3	6	1
10...	11	4
13...	9	2
14...	37	10	10	10	6	16000	6.0	2	8	2
15...	72	19	15	14	1	4	1	3	10	9500	6.0	7	45	5.0	18	4
17...	31	9	3	2	1	5	1	4	1	7000	5.2	4	9	1
18...	35	8	6	3	3	2	1	1	2	6	56	5.2	8	2
19...	65	20	17	14	3	1	1	1	11	9000	6.1	8	42	4.1	18	3
24...	28	6	4	3	1	1	1	1	2	6	...
25...	11	4
26...	25	6	6	5	1	6	8000	6.2	6	1
27...	20	4
28...	26	9	3	2	1	6	1	1	4	...	4	5	42	3.4	9	...
29...	**27	6	4	3	1	2	...	2	4	4	...
30...	30	9	7	5	2	2	2	8	5000	5.5	1	9	...
31...	52	12	1	1	...	11	2	8	1	...	3	8	42	4.4	11	3
32...	15	2
33...	19	8	6	6	...	1	...	1	7	6500	5.9	7	...
34...	33	8	6	4	1	5	1	1	4	4	8	1
37...	77	19	8	7	1	8	1	7	10	6000	5.2	9	36	4.3	19	4
38...	105	24	12	11	1	7	1	6	15	6000	6.6	8	35	3.9	23	6
39...	70	22	9	7	2	8	2	6	14	7500	5.7	6	...	4.3	20	2
40...	156	47	31	21	10	9	4	5	18	8500	5.3	26	89	3.8	44	13
41...	40	10	6	3	3	2	...	2	4	6	46	4.3	9	2
43...	70	20	13	8	5	6	1	5	1	7500	5.3	12	94	5.0	18	5
44...	38	5	1	1	...	2	1	1	3	1	4	3
45...	16	9	7	6	1	1	6	53	4.8	7	...
47...	20	5	5	2	3	4	4	1
49...	195	43	31	22	9	12	2	9	1	...	24	4500	5.5	18	51	4.1	42	19
51...	132	32	16	11	5	8	1	7	8	8500	6.1	17	35	4.5	31	9
52...	44	8	5	5	3	...	5.4	3	8	3
59...	58	16	12	11	1	9	11500	7.0	7	79	4.1	16	2
60...	609	118	117	117	1	115	40	4.8	115	54
61...	716	150	150	150	1	148	42	4.6	149	54
62...	340	66	66	66	66	39	4.7	66	29
63...	332	92	92	92	89	33	4.1	89	23
65...	68	19	15	14	1	4	11500	6.6	8	78	4.3	18	2
66...	14	4
67...	**53	11	8	7	1	3	1	2	8	7000	5.9	3	11	2
68...	35	10	3	3	...	7	...	6	1	...	2	8	39	5.1	10	1
72...	6	1
73...	*108	28	20	12	8	5	...	5	15	6000	5.2	13	46	4.4	28	6

City Block Characteristics

Table 2.—CHARACTERISTICS OF HOUSING UNITS, BY BLOCKS: 1960—Con.

["Total population" contains no persons in group quarters unless preceded by asterisk: one asterisk (*) denotes less than 10 percent; two asterisks (**), 10 percent or more]

Blocks within census tracts	Total population	All housing units by condition and plumbing									Occupied housing units						1.01 or more persons per room		
		Sound				Deteriorating					Owner occupied			Renter occupied				Occupied by non-white	
		Total	Total	With all plumbing facilities	Lacking some or all facilities	Total	With all plumbing facilities	Lacking some or all facilities		Dilapidated	Total	Average value (dollars)	Average number of rooms	Total	Average contract rent (dollars)	Average number of rooms			
								With flush toilet	No flush toilet										
53.....	**4276	1133	633	431	202	335	89	214	32	165	346	6500	6.0	772	44	4.3	1101	265	
1....	72	15	14	7	7	1	...	1	11	5500	5.3	4	15	5	
5....	61	18	17	11	6	1	...	1	10	6000	5.5	7	126	3.6	17	5	
6....	57	14	14	10	4	10	4500	6.5	4	14	2	
8....	13	4
9....	35	11	11	10	1	11	7000	6.2	11	...	
10....	19	7	7	6	1	3	4	6	2	
11....	**47	6	5	3	2	1	3	3	6	1	
13....	26	7	7	6	1	6	6000	6.7	1	7	2	
14....	42	10	8	5	3	2	...	1	7	5500	6.4	3	10	2	
15....	**53	12	12	8	4	7	5000	7.0	5	33	5.6	12	1	
16....	38	11	11	8	4	6	...	5.2	5	38	4.8	11	1	
17....	20	7	5	3	2	2	...	2	1	6	39	3.2	7	1	
18....	25	8	8	5	3	7	...	5.0	1	8	1	
19....	51	13	13	12	1	13	7500	6.7	13	1	
21....	100	22	22	18	4	17	7500	6.7	2	37	3.6	22	5	
22....	42	9	9	9	7	5000	6.3	5	9	2	
23....	41	11	11	7	4	2	6	6500	6.8	5	35	5.0	11	2	
25....	43	7	7	2	5	1	8	35	4.1	9	4	
26....	52	17	17	15	2	3	14	46	4.0	17	2	
27....	**68	19	6	5	1	12	10	2	...	1	5	7500	5.8	12	122	4.4	17	2	
28....	25	8	8	1	7	2	7	7	3.7	8	1	
29....	49	12	4	4	...	6	3	3	...	2	5	7000	6.0	4	36	4.6	12	5	
30....	43	9	8	3	5	1	4	5	41	4.6	9	3	
31....	53	13	13	5	8	3	10	43	4.9	13	3	
32....	150	39	32	19	13	6	3	3	...	1	12	6500	5.8	27	55	4.1	39	13	
33....	8	2	1	2	...	
35....	37	14	3	3	...	10	6	4	8	7000	7.5	6	41	4.5	14	3	
36....	49	12	8	8	...	2	...	2	...	2	6	8000	5.5	6	52	5.2	12	3	
37....	177	42	21	17	4	16	2	10	4	5	9	7000	5.1	33	42	4.5	42	11	
38....	23	10	3	2	1	2	...	2	2	8	33	3.6	10	...	
39....	60	21	7	4	3	7	1	6	...	5	4	16	36	4.3	20	3	
40....	77	24	17	6	11	5	5	5	...	2	5	5500	5.2	19	34	3.6	24	5	
41....	48	12	8	8	...	4	4	12	54	3.9	12	1	
42....	37	13	3	3	...	9	5	4	...	1	4	9	44	4.2	11	1	
43....	13	5	4	4	1	5	8500	5.6	4	...	
44....	51	14	7	7	...	5	2	3	...	2	6	7000	5.2	8	40	3.9	14	3	
45....	39	14	3	2	1	11	2	9	4	10	42	3.5	14	3	
46....	21	7	2	5	1	1	...	1	6	44	3.7	7	2	
47....	29	10	5	5	...	2	1	4	...	2	2	8	50	4.9	10	1	
48....	187	47	26	12	14	18	3	10	5	3	2	44	37	4.9	46	14	
49....	42	15	8	4	4	6	...	5	1	1	4	11	42	4.7	13	2	
50....	90	22	5	2	3	11	2	4	5	6	21	42	4.5	21	9	
51....	2	1
53....	49	15	11	9	2	3	1	2	...	1	4	11	40	3.4	15	3	
54....	62	17	4	1	3	9	4	3	2	4	2	15	36	3.7	17	3	
55....	55	19	9	4	5	3	1	3	2	7	2	17	38	3.4	19	2	
56....	85	20	3	...	3	17	1	4	12	20	40	4.3	20	10	
57....	39	11	6	5	1	1	...	1	...	4	5	8500	6.2	6	57	5.0	11	1	
58....	30	8	2	1	1	5	2	3	...	1	5	5500	6.2	3	8	1	
59....	39	10	3	3	...	4	...	4	...	3	1	9	54	5.8	10	1	
60....	55	13	10	10	...	1	1	2	6	12500	6.2	7	69	5.1	12	2	
61....	*114	28	10	10	...	15	15	3	4	24	53	4.5	24	6	
62....	52	15	13	11	2	2	1	1	3	10	55	4.7	13	2	
63....	66	17	11	8	3	6	1	5	2	15	39	5.3	17	3	
64....	53	18	8	2	6	7	1	6	...	3	5	4000	5.6	13	42	3.7	18	5	
65....	**46	13	6	6	...	7	2	5	7	6500	7.0	6	...	4.0	13	...	
66....	92	28	4	2	2	24	4	23	34	3.0	28	10	
67....	218	58	4	3	1	8	1	7	...	46	5	6500	6.2	53	33	3.0	58	24	
68....	49	15	5	3	2	10	2	13	33	3.7	15	4	
69....	67	16	16	...	16	16	47	4.7	16	6	
71....	17	3
72....	53	12	11	9	2	1	1	8	11000	5.6	4	12	2	
73....	100	21	12	4	8	9	1	8	4	17	40	4.1	21	8	
76....	52	16	10	3	7	3	...	3	...	3	4	10	43	5.0	14	2	
77....	39	8	7	5	2	1	1	1	7	49	5.3	7	2	
78....	34	9	9	8	1	5	8500	6.8	3	9	...	
79....	3	1
80....	20	4
81....	39	11	3	2	1	8	2	6	10	42	4.8	10	3	
84....	60	17	2	2	...	13	...	13	...	2	1	15	43	4.5	16	3	
85....	67	14	8	8	...	4	...	4	...	2	3	11	48	4.6	14	3	
86....	71	17	11	9	2	6	2	4	11	5000	5.5	6	42	5.3	17	2	
88....	**60	16	14	...	14	...	1	16	40	4.8	16	1	
91....	64	14	3	2	1	10	2	8	...	1	7	4000	5.6	6	37	4.2	13	6	
92....	36	11	9	7	2	2	1	1	5	4500	4.0	6	49	4.8	10	2	
93....	31	8	7	6	1	1	1	1	3	5	48	5.0	9	3	
100....	76	21	19	10	9	2	...	2	10	...	5.3	11	35	4.5	21	2	
101....	68	13	13	10	3	1	12	46	4.9	13	7	
55.....	3454	1027	961	957	4	65	64	1	...	1	689	9000	5.2	296	84	4.7	6	88	
1....	398	100	74	74	...	25	25	1	62	9000	4.9	34	83	4.7	...	28	
2....	382	115	107	105	2	8	8	81	9000	5.3	29	112	5.1	...	6	
3....	83	23	23	23	15	8500	4.9	8	84	4.8	...	3	
4....	99	23	23	23	14	8000	4.7	8	85	5.3	...	4	

Table 2.—CHARACTERISTICS OF HOUSING UNITS, BY BLOCKS: 1960—Con.

["Total population" contains no persons in group quarters unless preceded by asterisk; one asterisk (*) denotes less than 10 percent; two asterisks (**), 10 percent or more]

Blocks within census tracts	Total population	All housing units by condition and plumbing								Occupied housing units								
		Total	Sound			Deteriorating			Dilapidated	Owner occupied			Renter occupied			Occupied by non-white	1.01 or more persons per room	
			Total	With all plumbing facilities	Lacking some or all facilities	Total	With all plumbing facilities	Lacking some or all facilities		Total	Average value (dollars)	Average number of rooms	Total	Average contract rent (dollars)	Average number of rooms			
						With flush toilet	No flush toilet											
5...	110	30	28	28	...	2	2	19	8000	4.8	11	83	4.9	...	4	
6...	157	43	43	43	27	8500	4.9	13	83	4.8	...	6	
7...	107	32	31	31	...	1	1	18	8500	5.0	12	84	4.6	...	2	
8...	108	31	31	31	22	9000	4.9	7	72	4.4	...	4	
9...	22	6	6	6	6	8500	4.5	2	
10...	33	9	8	8	...	1	1	5	...	4.6	4	2	
11...	50	16	13	13	...	3	3	12	8500	4.8	3	
12...	143	38	38	38	31	8500	4.6	7	66	4.6	...	7	
13...	106	26	26	26	22	8000	4.8	4	5	
14...	67	21	21	21	19	9000	5.7	
15...	70	25	25	25	18	9000	5.6	6	87	5.3	
16...	115	34	33	33	...	1	1	25	9000	5.9	8	79	4.4	...	1	
17...	104	30	30	30	26	9000	6.0	2	
18...	71	17	17	17	16	10000	6.1	1	1	1	
19...	76	25	25	25	21	10000	5.6	1	
20...	77	22	22	22	18	10000	5.8	4	
21...	140	47	45	45	...	2	1	1	...	32	8500	4.8	12	83	4.5	1	2	
22...	89	24	21	21	...	3	3	14	8500	4.8	9	82	4.8	...	2	
23...	91	22	22	22	14	8500	4.9	8	82	5.0	...	5	
24...	38	11	10	10	...	1	1	6	7500	4.8	5	88	5.2	
25...	33	11	10	10	...	1	1	6	8500	4.7	4	
26...	100	32	24	24	...	8	8	25	8000	4.8	7	82	4.6	...	1	
27...	4	1	
28...	70	19	15	15	...	4	4	6	9500	5.2	13	82	4.6	...	2	
29...	30	10	10	10	4	6	86	4.5	...	2	
30...	30	8	8	8	4	4	
31...	54	21	21	21	13	9000	5.7	6	70	5.2	
32...	47	16	16	16	10	9500	5.9	6	86	5.2	...	1	
33...	118	38	38	36	2	27	10000	5.9	9	79	4.2	2	...	
34...	61	23	23	23	21	9000	5.6	1	...	
35...	3	1	
36...	72	34	31	31	...	3	3	14	11000	5.3	18	78	4.1	...	1	
37...	96	43	41	41	...	2	2	15	12500	5.5	26	79	3.9	
56-A...	5002	1439	1381	1375	6	43	39	3	1	15	1087	12500	5.7	301	91	4.6	7	95
1...	96	30	30	30	28	16000	6.1	2	
2...	108	31	30	30	...	1	1	23	13500	5.6	8	99	4.4	...	3	
3...	96	28	27	27	...	1	1	23	11500	5.5	4	
4...	28	7	6	6	...	1	1	5	11000	5.0	2	2	
5...	82	18	18	18	16	10500	5.8	1	4	
6...	134	38	38	38	34	10000	5.6	3	5	
7...	122	33	31	31	...	2	2	28	11000	6.0	3	2	
8...	46	12	12	12	8	12500	6.3	4	1	
9...	129	30	30	30	28	15000	6.0	2	1	2	
10...	111	28	28	28	24	12000	5.6	4	3	
11...	71	20	20	20	17	11500	6.4	2	1	
12...	173	44	41	41	...	3	3	38	12000	5.6	6	82	4.3	...	6	
13...	13	3	
14...	60	15	15	15	13	13500	5.8	2	1	
15...	77	21	21	21	18	13000	6.1	3	1	
16...	67	19	19	19	10	13500	6.0	7	117	5.9	...	2	
17...	29	8	8	8	7	13500	6.0	1	
18...	116	31	31	31	29	13500	5.9	2	1	1	
19...	47	11	11	11	8	13500	6.0	3	
20...	60	20	20	20	15	9000	6.1	4	
21...	55	13	12	12	...	1	1	9	9000	6.0	4	
22...	96	22	19	19	...	3	3	17	9500	5.4	5	98	5.4	...	3	
23...	81	20	20	20	10	10000	5.6	10	90	5.7	...	1	
24...	43	12	12	12	10	9000	5.3	2	1	
25...	27	8	8	8	6	10000	5.2	2	1	
26...	9	4	
27...	52	13	13	13	12	8500	5.3	1	1	
28...	89	22	20	20	...	2	2	18	8500	6.1	3	2	
29...	81	18	17	17	...	1	1	17	9000	5.8	1	1	4	
30...	20	7	7	7	2	3	
31...	47	13	13	13	11	9500	5.6	1	1	
32...	41	13	13	13	9	10500	5.9	4	1	...	
33...	57	14	14	14	14	13000	5.9	2	
34...	84	24	23	23	...	1	1	20	14000	6.3	4	
35...	69	18	18	18	17	13500	6.1	1	1	
36...	201	56	56	56	41	14000	6.1	12	113	5.6	...	1	
37...	78	18	16	16	...	2	2	15	10000	6.1	3	2	
38...	37	11	11	11	10	10500	5.8	
39...	29	9	9	9	7	12500	5.7	2	
40...	56	20	20	20	18	10000	5.0	2	1	
41...	8	3	
42...	103	37	33	29	4	4	2	1	1	19	9000	4.7	16	60	3.6	...	3	
43...	129	37	30	30	4	4	4	...	3	21	12000	6.1	14	69	4.1	...	5	
44...	190	63	62	61	1	1	43	9500	5.1	19	79	4.3	1	4	
45...	123	45	39	39	5	5	5	...	1	32	9000	4.7	10	74	4.1	1	3	
46...	50	14	14	14	13	11500	5.8	1	
47...	48	13	13	13	10	11500	6.4	3	1	
48...	35	11	11	11	7	13000	5.4	4	2	
49...	34	16	16	16	10	10500	5.4	3	
50...	61	15	14	14	...	1	1	8	12500	5.8	7	105	6.0	...	1	
51...	51	16	16	16	13	15000	5.7	

City Block Characteristics

Table 2.—CHARACTERISTICS OF HOUSING UNITS, BY BLOCKS: 1960—Con.

["Total population" contains no persons in group quarters unless preceded by asterisk; one asterisk (*) denotes less than 10 percent; two asterisks (**), 10 percent or more]

Blocks within census tracts	Total population	All housing units by condition and plumbing								Occupied housing units									
		Sound				Deteriorating				Dilapidated	Owner occupied			Renter occupied			Occupied by non-white	1.01 or more persons per room	
		Total	With all plumbing facilities	Lacking some or all facilities	Total	With all plumbing facilities	Lacking some or all facilities		Total		Average value (dollars)	Average number of rooms	Total	Average contract rent (dollars)	Average number of rooms				
							With flush toilet	No flush toilet											
52...	150	42	42	42	36	17000	6.1	6	138	6.3	
53...	83	22	22	22	17	17500	6.6	5	142	5.8	
54...	102	27	27	27	21	16500	6.1	6	127	5.5	
55...	72	19	19	19	17	16000	6.2	1	
56...	98	26	26	26	19	17500	6.0	7	144	6.6	...	1	
57...	86	25	25	25	21	16000	5.8	4	
58...	58	16	16	16	14	16000	6.1	2	
59...	47	12	12	12	10	17000	6.2	1	
60...	17	7	6	6	...	1	...	1	5	13000	6.4	1	1	
61...	32	8	8	8	7	15000	5.9	1	
62...	38	11	11	11	11	14500	6.6	
63...	58	20	19	19	...	1	...	1	11	11500	5.5	8	76	4.0	...	2	
64...	110	41	31	31	...	4	...	4	...	6	16	10000	5.1	18	76	4.5	...	5	
65...	188	73	64	64	...	5	...	4	1	...	36	10000	5.2	32	76	2.9	1	9	
66...	114	38	38	37	1	26	9500	4.8	9	76	4.1	...	1	
56-B...	3484	992	947	947	...	42	42	3	755	12000	5.5	189	85	4.8	...	66	
1...	34	9	9	9	8	16000	5.8	1	
2...	82	21	21	21	20	12000	4.8	1	2	
3...	103	36	36	36	26	12000	5.2	5	110	5.4	
4...	39	11	11	11	11	12000	5.6	
5...	51	16	15	15	...	1	1	14	12000	5.5	1	
6...	66	20	19	19	...	1	1	19	10500	5.9	1	
7...	76	22	21	21	...	1	1	13	10000	5.3	9	71	5.0	...	2	
8...	249	69	69	69	40	12500	6.1	27	81	4.2	...	4	
9...	84	28	27	27	...	1	1	17	9500	4.7	9	80	3.9	...	3	
10...	61	17	17	17	14	11500	5.8	2	
11...	56	17	17	17	14	11000	5.6	2	
12...	38	13	13	13	8	12500	5.0	4	
13...	59	14	14	14	11	11500	5.4	2	3	
14...	120	31	31	31	27	11500	5.4	3	1	
15...	50	14	14	14	11	12000	5.6	3	
16...	90	24	24	24	21	12500	5.4	3	1	
17...	96	25	25	25	22	12500	5.3	2	1	
18...	44	12	12	12	12	11500	5.0	1	
19...	39	10	10	10	8	11500	5.5	2	
20...	38	11	11	11	8	11500	4.8	3	
21...	44	13	13	13	9	11500	4.8	3	
22...	32	10	10	10	9	11500	5.4	1	
23...	61	19	16	16	...	3	3	15	11000	6.3	2	1	
24...	52	17	17	17	15	10500	5.8	1	
25...	154	39	38	38	1	29	12000	5.6	10	85	4.6	...	4	
26...	96	28	28	28	20	11000	5.7	6	92	4.3	...	3	
27...	57	19	19	19	16	12000	5.6	2	2	
28...	95	22	18	18	...	4	4	20	10500	6.4	2	2	
29...	85	20	16	16	...	4	4	18	11000	6.1	2	2	
30...	75	17	17	17	16	11500	6.2	1	2	
31...	57	17	16	16	...	1	1	12	12000	6.1	4	
32...	49	12	12	12	10	11500	5.8	2	
33...	36	15	14	14	...	1	1	5	12000	5.4	6	88	4.2	
34...	27	7	7	7	6	11500	5.3	1	1	
35...	26	9	9	9	8	12500	5.5	1	
36...	91	26	21	21	...	5	5	19	9500	4.8	5	69	4.8	...	4	
37...	48	12	12	12	10	11000	5.4	2	2	
38...	31	7	7	7	4	2	2	
39...	42	9	9	9	5	11500	5.6	4	
40...	47	12	12	12	7	10500	5.0	4	1	
41...	47	12	12	12	11	11000	4.9	1	1	
42...	31	9	9	9	7	12000	5.1	2	1	
43...	50	17	17	17	13	9000	4.4	2	
44...	58	12	12	12	11	12000	5.9	1	3	
45...	27	10	10	10	8	11500	5.0	1	
46...	33	13	12	12	...	1	1	11	11000	5.6	
47...	29	11	10	10	...	1	1	8	14500	5.1	2	
48...	25	8	7	7	...	1	1	7	13500	5.6	1	
49...	22	7	7	7	6	16500	6.3	
50...	60	18	17	17	...	1	1	12	18000	6.4	6	70	4.8	...	1	
51...	30	8	8	8	8	16500	6.4	
52...	19	8	8	8	5	11500	4.4	3	
53...	19	5	5	5	5	16500	6.2	
54...	15	5	5	5	5	12500	5.6	
55...	3	
56...	8	3	
57...	13	4	
58...	48	12	12	12	10	16000	5.4	2	2	
59...	38	12	12	12	8	17500	6.0	3	
61...	24	8	7	7	...	1	1	2	6	67	4.0	
62...	22	8	8	8	2	3	
63...	36	11	8	8	...	2	2	4	3	2	
64...	27	10	8	8	...	2	2	1	9000	4.8	3	
67...	66	15	9	9	...	5	5	5	4	4	
68...	54	15	12	12	...	3	3	1	9500	5.4	6	79	4.8	...	4	
57.....	7014	2044	1969	1953	16	64	62	2	11	1348	9500	4.8	653	64	4.2	1190	331
1...	869	253	247	235	12	1	1	5	3	...	247	53	4.0	250	68	
2...	514	167	167	167	152	8000	3.9	15	84	4.4	...	27	

Table 2.—CHARACTERISTICS OF HOUSING UNITS, BY BLOCKS: 1960—Con.

["Total population" contains no persons in group quarters unless preceded by asterisk; one asterisk (*) denotes less than 10 percent; two asterisks (**), 10 percent or more]

Blocks within census tracts	Total population	All housing units by condition and plumbing								Occupied housing units								
		Total	Sound			Deteriorating			Dilapidated	Owner occupied			Renter occupied			Occupied by non-white	1.01 or more persons per room	
			Total	With all plumbing facilities	Lacking some or all facilities	Total	With all plumbing facilities	Lacking some or all facilities		Total	Average value (dollars)	Average number of rooms	Total	Average contract (dollars)	Average number of rooms			
						With flush toilet	No flush toilet											
3...	40	15	12	12	...	2	2	...	1	6	10500	5.5	8	74	4.1	1	...	
4...	65	22	21	20	1	1	1	10	9000	5.7	10	86	4.3	
5...	35	11	11	11	6	16500	5.8	5	96	4.6	...	1	
6...	56	22	18	18	...	3	3	7	10000	5.9	14	85	3.4	1	1	
7...	56	23	18	18	...	4	4	7	8000	5.1	13	75	3.6	...	1	
8...	70	28	24	24	...	4	4	8	11000	4.5	19	93	3.6	...	2	
9...	74	24	19	19	...	5	5	19	8000	4.5	4	1	
10...	69	17	17	17	15	9000	5.2	1	5	
11...	114	30	18	18	...	11	11	17	9500	5.7	12	80	4.8	...	7	
12...	69	19	13	13	...	4	3	1	...	11	10500	5.5	6	71	3.8	...	5	
13...	47	13	13	13	8	10500	6.0	5	67	3.2	1	1	
14...	28	10	9	9	...	1	1	5	13000	5.2	5	84	3.2	...	2	
17...	117	27	26	26	...	1	1	18	9000	5.0	9	82	5.1	...	7	
18...	150	32	31	31	...	1	1	22	8500	5.5	9	85	5.4	...	7	
19...	119	28	14	14	...	14	14	18	8500	5.2	9	78	5.0	1	5	
20...	183	48	48	48	26	8500	4.7	21	83	4.4	...	7	
21...	81	26	26	26	16	8500	4.5	10	81	4.4	...	3	
22...	79	22	22	22	10	9000	4.3	11	76	4.2	...	4	
23...	73	21	21	21	6	9500	4.7	14	81	4.4	1	3	
24...	37	12	12	12	9	14500	5.4	3	
25...	13	4	
26...	83	23	22	22	...	1	1	14	14500	6.1	8	92	4.6	
27...	18	8	8	8	7	10500	5.6	
28...	39	13	13	13	11	9000	5.5	2	
29...	96	29	29	29	19	8500	5.5	10	87	5.4	
30...	43	14	14	14	8	9000	5.5	5	85	5.4	
31...	37	13	13	13	9	9000	5.3	4	1	
32...	39	10	10	10	7	9000	5.4	3	1	
33...	140	63	63	63	59	...	2.8	4	11	
34...	41	11	11	11	10	10000	4.9	1	11	...	
35...	96	29	29	29	26	9000	4.8	2	28	4	
36...	69	18	18	18	17	9500	4.8	17	5	
37...	512	143	142	142	...	1	1	47	8500	4.4	96	52	4.0	143	39	
38...	58	15	15	15	14	9000	4.0	1	15	3	
39...	14	7	7	7	6	8500	4.0	1	6	...	
40...	87	25	25	25	24	8500	4.0	1	25	6	
41...	85	27	27	27	27	10000	4.4	27	3	
42...	59	20	20	20	20	9000	4.2	20	1	
43...	110	35	35	35	32	8500	4.4	1	33	5	
44...	110	27	27	27	25	8000	4.5	2	27	7	
45...	139	36	36	36	34	7500	4.4	1	35	10	
46...	181	45	45	45	43	9000	4.6	2	45	13	
47...	326	89	89	89	82	9500	4.5	5	66	4.6	86	18	
48...	42	16	15	15	...	1	1	15	9000	4.1	1	16	1	
49...	41	15	15	15	13	9000	4.0	1	14	2	
50...	87	23	23	22	1	17	13000	6.1	4	18	2	
51...	42	9	9	9	8	10500	5.9	1	7	3	
53...	167	49	48	48	...	1	1	48	13000	6.1	1	42	1	
54...	110	23	23	23	23	10500	6.0	23	3	
55...	19	8	8	8	8	13500	6.1	8	...	
56...	23	8	6	6	...	2	1	1	...	6	7500	5.2	1	5	1	
57...	40	13	13	13	6	8500	5.3	7	53	4.3	13	1	
58...	56	15	15	15	15	10000	6.0	15	1	
59...	63	17	14	14	...	3	3	11	11500	6.0	5	54	3.4	15	1	
60...	27	9	9	9	9	9000	5.6	9	...	
61...	49	14	14	14	14	10500	6.3	14	1	
62...	49	15	15	15	14	10500	5.4	1	14	1	
63...	52	14	13	12	1	1	1	12	9000	4.7	2	13	3	
64...	56	15	15	15	15	9000	4.7	15	3	
65...	111	31	31	31	27	9500	6.0	4	31	2	
66...	82	18	18	18	18	10000	6.1	18	1	
67...	89	23	22	22	...	1	1	20	9500	5.2	3	15	4	
68...	43	15	15	15	14	9000	4.5	14	1	
69...	33	11	11	11	9	9000	4.9	2	9	1	
70...	58	16	16	16	12	10000	5.4	2	13	3	
71...	32	9	9	9	7	11000	6.1	2	8	2	
72...	51	12	12	12	12	11500	6.8	12	1	
73...	41	14	14	13	1	11	11500	5.8	3	14	...	
74...	62	14	14	14	13	10000	5.7	1	13	2	
75...	50	14	14	14	8	9500	6.1	4	7	1	
76...	27	8	8	8	6	7000	5.2	2	6	1	
77...	54	15	15	15	14	8500	4.1	1	15	3	
78...	18	7	6	6	...	1	1	1	4	1	1	
58.....	*3780	1054	436	315	121	384	79	57	248	234	614	5500	4.6	378	37	3.9	860	262
1...	3	1
3...	10	4
4...	31	9	7	2	3	2	2	7	43	4.0	9	4	
5...	43	12	8	8	...	2	1	4	8	40	3.9	12	3	
6...	20	2
7...	25	7	1	1	...	1	1	3	6	50	2.8	6	2	
8...	30	8	8	8	48	3.6	8	3	
9...	101	21	9	4	5	10	5	4	1	2	16	6000	5.1	5	...	5.2	21	8
10...	34	10	6	5	1	3	3	7	6000	5.3	3	10	1	
11...	201	50	9	8	1	21	9	6	6	20	25	5000	5.0	24	34	4.2	49	16
12...	371	134	132	131	1	1	1	1	129	7500	3.8	5	...	4.0	12	10

City Block Characteristics

Table 2.—CHARACTERISTICS OF HOUSING UNITS, BY BLOCKS: 1960—Con.

["Total population" contains no persons in group quarters unless preceded by asterisk; one asterisk (*) denotes less than 10 percent; two asterisks (**), 10 percent or more]

Blocks within census tracts	Total population	All housing units by condition and plumbing										Occupied housing units							
		Total	Sound			Deteriorating				Dilapidated	Owner occupied			Renter occupied			Occupied by non-white	1.01 or more persons per room	
			Total	With all plumbing facilities	Lacking some or all facilities	Total	With all plumbing facilities	Lacking some or all facilities			Total	Average value (dollars)	Average number of rooms	Total	Average contract rent (dollars)	Average number of rooms			
								With flush toilet	No flush toilet										
13...	7	5	5	5	5	...	4.2	1	...	
14...	26	5	1	...	2	1	...	1	2	...	4	1	...	
15...	42	10	6	5	1	3	2	1	1	...	9	7500	5.2	1	10	3	
16...	36	14	2	1	1	12	8	4000	4.5	5	40	5.0	13	3	
17...	41	10	1	...	1	4	3	1	1	5	3	6	30	4.5	9	3	
18...	48	13	1	1	...	3	...	2	1	9	5	4500	5.8	7	32	3.4	12	4	
19...	34	10	2	1	1	4	1	1	1	4	8	4000	3.5	2	...	10	3		
20...	131	28	2	...	2	8	...	5	3	18	7	4500	4.7	2	21	35	4.0	28	13
21...	*82	18	3	2	1	4	1	...	3	11	8	3500	4.9	10	2.6	28	7
22...	56	16	1	...	1	4	1	...	3	6	7	3500	4.3	9	24	6.1	16	3	
23...	64	16	8	7	1	7	5	2	...	1	10	10500	6.8	5	38	4.4	15	2	
25...	32	7	3	3	...	2	2	1	...	1	3	4	7	1	
26...	33	20	2	2	...	14	1	...	13	4	12	5000	5.3	5	7	2	
27...	48	16	6	6	3	6	3	1	1	3	11	4000	4.4	8	27	4.0	20	7	
28...	66	16	7	3	1	6	1	1	2	4	9	4000	4.7	3	14	2	
29...	80	27	5	4	1	18	7	1	10	4	10	4000	5.1	6	33	3.2	15	4	
30...	73	22	8	5	3	7	9	2	2	5	9	4000	4.7	10	38	3.7	20	7	
31...	24	6	3	2	1	2	2	...	2	1	2	8000	4.8	13	38	4.2	22	5	
35...	15	4	4	6	2	
36...	26	10	1	1	...	8	8	...	4	4	8	1	
37...	50	7	4	1	1	2	3	6	3500	4.8	1	7	4	
38...	58	13	5	2	3	5	...	2	3	3	8	4000	5.0	5	29	3.4	13	4	
39...	44	13	2	1	1	5	2	...	3	6	8	3500	4.6	4	12	4	
40...	3	1
41...	10	3
42...	24	5	2	1	1	3	1	2	2	...	2	3
43...	64	13	4	3	1	7	3	2	2	2	5	4000	5.4	7	39	3.7	12	6	
44...	38	11	4	3	1	5	4	...	4	2	10	4500	4.6	1	11	...	
45...	15	5	4	1	1	1	4	5	1	
46...	50	11	6	3	3	4	2	...	2	3	7	5500	4.6	4	11	5	
47...	9	2
57...	33	12	1	1	...	4	3	7
58...	21	3	1	7	2	38	3.7	9	2	
59...	22	6	3	2	1	3	2
60...	10	2	3	2	...	1	...	1	5	36	3.0	6	1	
61...	24	7	4	4	1	3	2	...	1	...	6	5500	4.3	1	7	1	
62...	24	7	5	4	1	2	2	...	2	...	5	5000	4.6	2	7	1	
63...	29	8	3	1	2	3	1	1	1	2	4	4	8	3	
64...	25	7	2	2	...	5	3	...	2	...	5	4000	4.4	2	7	2	
65...	8	2
66...	21	5	5	4	1	4	1	5	2	
67...	14	8	4	2	2	2	2	2	3	2	5	1	
78...	6	6	5	2	2
81...	109	24	9	9	4	10	1	2	2
82...	54	20	10	8	2	8	10	1	9	5	15	6000	4.7	6	36	4.5	21	9	
84...	127	30	10	5	2	19	2	3	5	2	11	8000	5.1	8	46	5.4	19	1	
85...	97	30	8	2	3	12	2	1	11	10	14	6000	5.3	19	34	4.0	29	12	
86...	70	19	8	8	...	10	3	1	11	6	12	8000	4.6	15	34	3.5	29	7	
87...	15	4	10	3	1	6	1	12	5500	4.8	7	42	4.6	19	4	
88...	7	4
89...	**123	28	8	3	5	17	17	3	18	5000	5.1	9	34	3.3	27	8	
90...	75	20	8	5	3	11	2	...	9	1	13	5000	4.7	4	17	4	
91...	87	24	11	2	9	6	6	7	5	5500	4.6	15	51	...	20	9	
92...	79	10	2	2	8	8	8	8	16	5500	4.4	7	32	4.1	25	5	
93...	*48	10	1	...	1	4	4	5	7	5500	4.4	2	9	4	
94...	81	28	14	6	8	9	9	5	15	5500	4.3	2	7	7	
95...	62	19	9	5	4	7	2	...	5	3	14	3500	4.7	12	33	3.5	27	3	
96...	48	13	5	4	1	6	1	1	4	2	12	4000	5.0	1	18	5	
97...	66	17	3	1	2	9	9	5	6	3500	5.0	9	36	3.4	15	8	
98...	24	12	1	1	...	8	8	3	8	4000	3.8	8	1		
99...	*123	38	20	7	13	12	1	1	10	6	22	5500	4.8	11	32	3.6	33	9	
59-A...	*4003	1341	1175	1148	27	67	38	8	21	99	389	8000	4.7	815	65	4.0	136	169	
2...	53	19	7	1	6	1	1	11	10	6000	4.4	7	26	3.0	17	3	
3...	**132	29	6	4	2	1	1	22	14	6500	4.7	10	34	3.4	24	12	
6...	126	37	9	4	5	9	1	1	7	19	27	4500	4.3	9	37	3.3	36	9	
8...	59	16	9	7	2	1	1	6	12	6000	5.1	4	16	3	
9...	18	11	11	11	5	70	4.2	...	1	...
10...	249	86	86	86	1
11...	169	57	57	54	3	2	71	60	4.0	1	10	...
12...	66	17	1	...	1	7	...	1	...	9	5	...	4.8	45	63	4.0	...	7	...
13...	44	12	3	2	1	3	1	...	1	6	7	3500	3.8	9	33	3.9	15	5	
14...	70	18	8	8	...	10	7	3	7	5500	4.9	4	11	5	
15...	307	115	93	88	5	7	3	2	...	15	89	11000	5.1	10	52	4.4	1	3	...
16...	38	17	15	15	...	2	2	...	2	6000	4.0	19	51	4.3	12	10	...
17...	71	23	20	20	...	2	2	16	64	3.6	...	1	...
18...	91	25	19	19	...	3	3	1	14	10500	5.5	7	77	4.4	1	1	...
19...	136	41	40	40	...	1	1	3	17	9500	5.5	7	73	4.7	...	3	...
20...	597	208	203	203	...	4	3	27	9000	4.8	14	74	4.0	...	5	...
21...	221	76	76	76	1	1	26	9500	5.2	154	70	4.0	...	21	...
22...	165	56	56	56	6	8500	4.0	59	67	4.0	...	15	...
23...	336	116	116	116	4	44	67	4.0	...	7	...
24...	220	78	78	78	3	98	67	4.0	1	16	...
25...	162	64	64	64	2	68	67	4.0	1	11	...
26...	83	23	17	17	...	6	5	1	51	66	4.0	...	5	...
27...	111	30	28	28	...	1	1	...	1	...	14	8500	4.8	8	63	4.5	...	4	...
											20	10000	4.9	10	73	4.3	...	6	...

Table 2.—CHARACTERISTICS OF HOUSING UNITS, BY BLOCKS: 1960—Con.

["Total population" contains no persons in group quarters unless preceded by asterisk; one asterisk (*) denotes less than 10 percent; two asterisks (**), 10 percent or more]

Blocks within census tracts	Total population	All housing units by condition and plumbing									Occupied housing units								
		Total	Sound			Deteriorating			Dilapidated	Owner occupied			Renter occupied			Occupied by non-white	1.01 or more persons per room		
			Total	With all plumbing facilities	Lacking some or all facilities	Total	With all plumbing facilities	Lacking some or all facilities		Total	Average value (dollars)	Average number of rooms	Total	Average contract rent (dollars)	Average number of rooms				
28...	89	29	25	23	2	3	3	1	17	8000	4.9	9	76	3.8	...	3
29...	133	44	36	36	...	5	4	1	3	31	8000	5.5	13	68	3.7	...	2
30...	223	85	85	85	24	10500	5.4	58	70	3.9
31...	5	2
33...	29	7	5	5	...	1	1	1	2	5	74	6.0	...	1
59-B....	*4742	1412	1300	1283	17	96	89	5	2	16	765	10000	5.3	552	70	4.1	3	180	
1...	52	22	22	22	7	...	5.0	14	77	3.6	
2...	26	15	15	8	7	3	7	41	3.0	...	1	
3...	27	8	6	6	...	2	2	4	4	
4...	64	24	19	18	1	5	4	...	1	...	15	7500	5.3	7	61	3.4	...	1	
5...	47	16	16	14	2	13	9000	5.2	2	1	
6...	37	11	11	11	4	7	59	4.1	
7...	8	
8...	39	13	13	13	9	10000	6.0	3	
9...	63	22	22	22	19	10500	5.6	3	
10...	33	7	7	7	6	11000	7.5	1	
11...	4	
12...	60	19	18	18	...	1	1	14	10000	5.3	5	63	4.0	...	2	
13...	57	18	17	17	...	1	1	11	11000	5.5	6	47	4.2	
14...	47	12	12	12	6	9500	4.3	5	89	5.8	...	2	
15...	51	12	12	12	7	11500	5.0	4	3	
16...	39	11	11	11	9	11000	5.0	1	
17...	20	5	5	5	2	3	
18...	154	36	36	36	30	11000	5.0	6	93	5.0	...	6	
19...	71	18	17	17	14	11500	5.1	4	1	2	
20...	54	11	11	11	10	11500	5.1	1	5	
21...	62	16	16	16	14	11000	5.1	2	1	
22...	68	16	16	16	13	10500	5.0	2	3	
23...	55	16	16	16	12	11000	5.0	4	1	
24...	52	12	12	12	7	9000	5.3	4	1	2	
25...	43	12	12	12	6	12000	5.7	6	74	4.5	...	2	
26...	80	21	20	19	1	1	18	9500	4.9	2	5	
27...	86	21	21	21	18	9500	5.7	1	1	
28...	73	19	19	18	1	16	9000	5.1	3	
29...	45	13	13	13	13	8500	4.9	2	
30...	36	11	10	10	1	10	9000	5.5	1	1	
31...	39	13	11	11	...	2	2	5	7500	5.8	7	69	4.9	...	1	
32...	51	18	18	18	13	10000	5.2	4	2	
33...	58	20	19	19	...	1	1	17	9000	5.5	
34...	102	32	28	28	...	4	4	22	8500	5.5	8	70	3.6	...	5	
35...	149	43	33	31	2	9	9	1	34	8500	5.1	8	72	4.8	...	5	
36...	57	17	16	16	1	11	10000	4.6	5	63	4.2	...	2	
37...	57	19	19	19	17	8500	4.5	2	1	
38...	63	15	11	11	...	3	3	1	14	8500	5.1	1	5	
39...	74	19	19	19	13	11500	5.0	6	96	4.8	...	3	
40...	83	20	20	20	16	11500	5.0	3	5	
41...	80	20	19	19	...	1	1	18	11000	5.0	2	2	
42...	118	37	24	23	1	12	12	1	19	10000	5.6	12	71	4.3	...	6	
43...	3	
44...	5	
46...	*58	17	8	8	...	8	6	1	1	1	7	7000	5.4	10	55	4.0	...	2	
47...	74	21	18	18	...	3	3	14	10000	6.2	6	57	4.3	
48...	79	24	23	23	...	1	1	16	9000	5.3	8	71	3.9	...	1	
49...	70	20	16	16	...	4	4	18	10000	5.6	2	1	
50...	62	23	17	17	...	6	6	13	8500	5.2	7	66	3.3	...	1	
51...	42	14	10	10	...	4	3	1	9	8000	5.3	4	1	
52...	56	17	10	10	...	7	7	13	9000	5.8	4	3	
53...	50	12	11	11	1	9	11500	5.7	2	3	
54...	384	122	122	122	19	13500	5.7	88	68	4.0	...	19	
55...	77	19	19	19	17	12000	5.6	1	2	
57...	102	29	20	20	...	5	5	4	21	9000	4.5	8	56	4.0	...	6	
58...	198	60	50	48	2	8	6	2	...	2	44	9500	5.4	14	80	4.7	...	3	
59...	52	17	16	16	...	1	1	14	9000	4.9	3	2	
60...	100	31	25	25	...	5	5	1	23	9500	5.6	7	89	5.9	
61...	54	17	16	16	...	1	...	1	10	12000	4.8	7	71	4.7	...	2	
62...	143	46	46	46	35	68	4.0	...	14	
63...	416	128	128	128	2	113	68	4.0	...	28	
64...	226	75	75	75	1	65	67	4.0	...	13	
59-C....	4201	1429	1413	1409	4	15	12	3	...	1	212	9500	5.3	954	69	4.0	15	246	
3...	221	82	81	81	...	1	1	68	67	4.0	1	12	
4...	263	88	86	86	...	2	2	1	74	69	4.0	...	20	
5...	250	92	92	92	73	68	4.0	1	17	
6...	444	164	164	164	1	123	68	4.0	1	26	
7...	340	104	104	104	1	91	68	4.0	4	23	
8...	233	69	69	69	10	9000	5.1	52	80	4.1	...	17	
9...	27	8	8	8	3	4	1	
10...	37	12	11	10	1	1	1	4	6	23	4.7	...	2	
11...	46	16	14	14	...	2	2	8	6500	4.6	8	111	3.9	
12...	10	4	
13...	34	10	9	9	...	1	1	9	7500	5.8	1	
14...	25	12	11	10	1	9	8000	5.2	1	1	
15...	52	12	9	9	...	3	3	8	7000	4.9	3	3	
16...	79	2																	

Table 2.—CHARACTERISTICS OF HOUSING UNITS, BY BLOCKS: 1960—Con.

["Total population" contains no persons in group quarters unless preceded by asterisk; one asterisk (*) denotes less than 10 percent; two asterisks (**), 10 percent or more]

Blocks within census tracts	Total population	All housing units by condition and plumbing								Occupied housing units								
		Total	Sound			Deteriorating			Dilapidated	Owner occupied			Renter occupied			Occupied by non-white	1.01 or more persons per room	
			Total	With all plumbing facilities	Lacking some or all facilities	Total	With all plumbing facilities	Lacking some or all facilities		Total	Average value (dollars)	Average number of rooms	Total	Average contract (dollars)	Average number of rooms			
							With flush toilet	No flush toilet										
67...	18	9	9	9	5	...	6.0	2
68...	67	25	25	25	15	8500	5.3	9	70	4.2
69...	59	16	16	16	14	10000	5.9	2	2
70...	60	20	20	19	1	14	10000	5.6	6	75	4.3
71...	50	16	16	16	13	12000	5.7	2
72...	35	13	13	13	9	12000	6.2	3
73...	39	10	10	10	9	12000	5.8	1
74...	41	15	15	15	10	13000	5.8	4
75...	35	10	8	8	...	2	2	9	12500	6.3	1
76...	33	11	11	11	10	12500	5.9	1
78...	**45	13	13	13	10	9500	5.7	1
79...	21	9	9	9	8	10500	5.8	1
80...	35	14	14	14	10	9500	5.2	3
81...	34	19	19	19	10	11000	5.7	2
82...	38	9	8	8	...	1	1	6	9500	6.2	3	1	...
83...	24	7	6	6	1	...	6	10500	5.7	1	...
84...	71	21	21	18	3	19	9500	5.5	2	1
85...	111	34	34	34	31	9000	5.2	3
86...	56	17	17	16	1	14	9500	5.4	2	1
87...	53	19	19	18	1	13	9500	6.0	3
88...	41	13	10	10	...	3	3	7	10500	6.4	6	65	3.8
89...	137	37	36	35	1	1	...	1	27	10500	6.0	8	64	4.3	...	4
90...	35	8	8	8	6	10000	5.7	2	2
91...	**79	21	21	21	15	9500	5.6	6	66	4.0
92...	53	14	14	14	13	8500	5.3	1	1
93...	114	30	30	30	22	9500	5.5	8	68	4.3	...	2
94...	70	16	16	14	2	12	10000	5.8	2	3
95...	81	28	28	28	25	8000	5.2	2
96...	17	6	6	6	4	2
97...	3	2	2
98...	34	11	11	11	9	9000	4.9	2	1
99...	50	13	13	13	12	11000	5.1	3
100...	10	4
101...	34	9	9	9	7	11500	5.7	1	1
102...	55	15	15	14	1	3	9	78	4.6	...	2
105...	17	5	5	5	5	10500	6.4
106...	34	10	10	10	8	10500	5.8	1
107...	62	16	12	11	1	4	4	13	8500	5.6	2	2
108...	16	3
109...	10	4
110...	49	18	17	17	...	1	1	16	9000	5.7
111...	32	9	9	9	7	9000	5.7	2
112...	56	15	15	15	12	8500	5.4	3	2
113...	7	2
114...	32	6	5	5	...	1	1	5	10000	6.6	1	1
115...	10	4
116...	36	10	10	9	1	9	8500	5.3	1	1
117...	54	15	15	15	11	9000	6.0	4	2
118...	22	5	5	5	4	1	2
119...	41	9	9	9	7	12000	6.6	2	1	1
61.....	6800	2056	1947	1930	17	101	94	6	1	8	1603	9500	5.3	376	72	4.4	4	166
1...	37	12	12	12	10	10000	5.4	1
2...	127	41	41	41	25	14000	5.8	15	74	4.3	...	2
4...	179	74	74	74	74	...	3.8
5...	42	13	13	13	11	8500	4.1	2	2
6...	35	15	15	15	8	14000	6.8	4
7...	77	24	24	24	19	11500	5.8	5	89	5.4
8...	70	29	29	29	19	10500	5.8	9	74	3.8
9...	25	9	8	7	1	5	...	5.6	3
10...	48	20	20	20	15	9500	4.7	5	...	3.6
11...	80	31	31	30	1	23	10500	5.4	8	84	4.8
12...	24	9	9	9	9	11500	5.6
13...	25	10	9	9	...	1	1	9	9000	4.9	1
14...	37	14	14	14	12	11000	5.3	1
15...	25	9	9	8	1	9	11500	5.8
16...	77	29	26	26	...	3	3	22	8500	5.7	5	...	5.2	...	1
17...	39	15	15	15	13	11500	5.5	1	1
18...	183	58	58	58	46	9500	5.1	10	66	3.8	...	2
19...	292	79	78	78	...	1	1	64	10500	5.8	14	75	4.8	...	7
20...	24	6	5	5	1	6	8000	4.5	1
21...	26	8	8	8	8	8000	4.8	1
22...	37	10	10	10	6	7500	4.7	4	2
23...	41	12	12	12	10	8500	4.7	2	2
24...	50	15	15	15	13	9500	5.7	1	2
25...	147	38	38	38	31	9000	5.3	6	89	4.7	...	3
26...	52	18	18	18	12	10500	5.8	6	91	4.5
27...	100	31	30	30	...	1	1	25	10000	5.9	6	75	5.8	...	2
28...	67	23	23	21	2	17	10000	5.1	5	...	4.2	...	1
29...	50	17	17	17	13	8500	4.3	3	2
30...	10	4
31...	46	17	17	17	11	10000	5.9	4	1
32...	35	16	16	16	15	10000	5.9	1
33...	50	16	15	15	...	1	1	12	11000	5.9	3	1
34...	50	19	18	18	...	1	1	12	9000	5.3	6	...	4.2	...	1
35...	62	21	21	21	17	10000	5.5	4	1
36...	83	28	28	28	24	8000	4.9	4	2

Table 2.—CHARACTERISTICS OF HOUSING UNITS, BY BLOCKS: 1960—Con.

["Total population" contains no persons in group quarters unless preceded by asterisk; one asterisk (*) denotes less than 10 percent, two asterisks (**), 10 percent or more]

Blocks within census tracts	Total population	All housing units by condition and plumbing									Occupied housing units							
		Total	Sound			Deteriorating			Dilapidated	Owner occupied			Renter occupied			Occupied by non-white	1.01 or more persons per room	
			Total	With all plumbing facilities	Lacking some or all facilities	Total	With all plumbing facilities	Lacking some or all facilities		Total	Average value (dollars)	Average number of rooms	Total	Average contract (dollars)	Average number of rooms			
																		With flush toilet
138...	14	8	6	6	...	2	2	4	2	1
139...	17	5	5	5	1	4
141...	11	3
142...	5	4
143...	18	4
144...	13	3
145...	9	3
149...	49	15	15	15	11	9500	5.5	4
150...	60	16	12	11	1	4	4	10	8000	5.6	6	64	4.0	...	2
151...	46	12	12	12	9	7500	5.8	3	1
152...	19	5	4	4	...	1	1	4	1	1
153...	43	12	7	7	...	4	4	1	6	6500	5.3	6	61	4.5	...	1
154...	30	9	7	7	...	2	2	5	...	4.6	4	2
155...	38	8	8	8	5	8500	6.6	3	3
156...	31	6	6	6	4	2	2
157...	6	1
158...	15	5	4	4	...	1	1	3	1
159...	19	6	6	6	6	8000	5.0
160...	13	7	6	6	...	1	1	5	10000	5.2	1
161...	5	2
162...	5	2
166...	8	2
167...	3	2
169...	18	6	6	6	4	2	1
170...	2	1
62.....	*3434	999	977	973	4	21	21	1	787	11500	5.6	185	81	4.7	3	55
2...	55	17	16	16	...	1	1	13	11500	5.7	4	1
3...	65	19	18	18	...	1	1	12	12500	5.4	7	73	3.4	1	1
4...	38	14	14	14	11	12500	5.4	2
5...	46	12	12	12	12	13500	5.7	1
6...	95	28	24	24	...	4	4	25	9000	5.6	3	4
7...	129	41	40	40	...	1	1	37	8500	5.4	4	2
8...	86	20	20	20	18	9000	5.8	2	2
9...	71	19	19	17	2	13	9000	5.6	6	63	4.7	...	2
10...	95	25	24	24	...	1	1	22	11000	6.0	3	2
11...	37	8	8	8	8	12000	6.4
12...	68	23	22	22	...	1	1	22	10500	5.4	1	1
13...	56	19	18	18	...	1	1	15	10500	5.5	4
14...	86	32	31	31	...	1	1	24	10000	5.6	7	69	4.6
15...	57	20	19	19	...	1	1	15	8500	5.6	4	1
16...	92	28	28	28	20	9000	6.0	6	68	3.8	...	1
17...	84	26	24	24	...	2	2	17	10500	6.5	9	75	5.6
18...	64	23	19	19	...	4	4	16	10000	5.4	5	...	5.0	...	1
19...	57	20	20	20	12	10000	4.3	8	69	4.0	...	1
20...	81	27	27	27	25	9500	5.1	1	1
21...	40	13	13	13	12	11000	6.0	1
22...	97	32	31	31	...	1	1	18	10500	5.7	11	86	4.7
23...	27	10	10	10	9	9500	5.9
24...	21	6	6	6	5	17000	5.8
25...	21	10	10	10	7	13500	5.1	2
26...	*26	8	8	8	6	...	6.5	2
27...	267	65	65	65	51	12000	5.6	12	94	5.3	...	8
28...	84	21	21	21	17	11000	4.9	4	3
29...	149	43	43	43	40	13000	5.6	3	3
30...	32	11	11	11	7	15500	6.0	2	1
31...	19	6	6	6	5	15500	6.2	1	1
34...	77	23	22	22	1	18	19000	6.6	5	74	3.6	1	1
35...	44	17	17	17	14	12500	5.6	2
36...	99	25	25	25	20	11000	5.3	4	3
37...	159	42	41	41	...	1	1	31	11000	5.2	10	83	5.1	...	3
38...	56	15	15	13	2	10	10500	5.1	5	84	4.0
39...	8	2
40...	22	6	6	6	4	2	1
41...	97	26	26	26	23	10500	6.0	3
42...	55	16	16	16	11	10000	5.2	5	71	5.0	...	1
44...	118	29	29	29	25	13000	6.0	4
45...	116	28	28	28	20	13000	6.0	7	91	5.3	...	2
46...	190	44	44	44	36	11500	5.6	8	96	5.5	...	4
48...	62	23	22	22	...	1	1	18	16000	5.4	5	79	3.6
49...	9	6	6	6	2	3
51...	86	18	18	18	11	11000	5.9	5	92	5.2	1	1
52...	66	17	17	17	15	10000	5.3	1	2
53...	*25	7	7	7	6	12500	6.0
54...	30	9	9	9	7	10500	6.0	2
63.....	13	4
37...	13	4
64.....	3854	1173	1152	1151	1	12	10	2	...	9	716	15000	5.9	398	71	4.2	12	65
1...	34	9	9	9	8	32000	7.0	8	...
2...	3	1
3...	58	13	13	13	12	14500	6.5	1	2
4...	10	3
5...	531	162	162	162	58	10000	5.0	95	67	4.1	...	16
6...	99	29	29	29	16	12000	5.8	12	120	5.3	...	2

City Block Characteristics

Table 2.—CHARACTERISTICS OF HOUSING UNITS, BY BLOCKS: 1960—Con.
 ["Total population" contains no persons in group quarters unless preceded by asterisk; one asterisk (*) denotes less than 10 percent; two asterisks (**), 10 percent or more]

Blocks within census tracts	Total population	All housing units by condition and plumbing									Occupied housing units							
		Sound			Deteriorating			Dilapidated	Owner occupied			Renter occupied			Occupied by non-white	1.01 or more persons per room		
		Total	With all plumbing facilities	Lacking some or all facilities	Total	With all plumbing facilities	Lacking some or all facilities		Total	Average value (dollars)	Average number of rooms	Total	Average contract rent (dollars)	Average number of rooms				
																	With flush toilet	No flush toilet
7...	51	14	14	14	11	14000	5.5	3
8...	59	14	14	14	12	13500	5.8	2
9...	27	6	6	6	6	14500	6.5	3
10...	258	84	82	82	...	2	2	71	18000	6.1	5	50	4.0	...	1
11...	16	6	6	6	5	...	5.8	1
12...	88	25	25	25	23	14000	5.7	1
14...	25	6	6	6	6	14000	6.2
15...	27	6	6	6	6	13500	6.2	1
16...	4	3
17...	8	4
18...	161	50	50	50	10	16000	5.8	39	66	4.0	...	3
19...	304	100	100	100	91	66	4.0	...	15
20...	210	69	69	69	3	59	66	4.0	...	10
21...	68	17	17	17	10	13000	6.3	7	88	5.1
22...	35	11	11	11	6	14500	6.2	3	1
23...	22	6	6	6	5	17000	7.4	2	...
24...	158	43	43	43	37	15000	6.1	5	83	4.6	...	1
25...	56	16	16	16	14	14000	6.1	2	1
26...	94	26	26	26	25	13000	6.3	1
27...	31	8	8	8	8	17000	6.3
28...	27	8	8	8	8	17500	6.3
29...	26	8	8	8	8	18500	6.3
30...	32	8	8	8	8	16500	6.1
31...	102	28	28	28	24	15500	6.0	3
32...	45	13	13	13	11	18000	6.0
33...	49	12	12	12	10	18000	6.0	2	1
34...	130	37	37	37	29	12500	5.9	7	84	4.4	...	1
35...	125	44	44	44	23	13500	5.7	19	74	3.5	...	1
36...	27	7	7	7	7	13500	6.4
37...	44	13	13	13	11	12000	5.5	2	2
38...	63	21	21	21	17	14500	5.5	3
39...	23	6	6	6	6	19000	5.8
40...	49	13	13	13	13	15000	5.8
41...	15	4
42...	14	4
43...	154	44	43	43	41	14000	6.1	2	1
44...	117	36	36	36	29	15000	5.7	6	85	4.8	...	1
45...	37	11	10	10	...	1	1	10	12500	5.7
46...	54	19	18	18	...	1	1	15	10000	5.7	2
47...	31	12	12	12	10	27000	6.2	2
48...	129	47	43	43	4	36	17000	5.8	9	73	3.7	...	1
49...	53	18	16	15	1	2	11	12000	5.5	6	77	4.3	...	1
51...	10	5	2	2	...	2	2	1	2	2
52...	16	6	5	3	2	4	2
53...	45	18	18	18	1	14	17000	5.9	2
65-A...	*2716	1257	958	953	5	237	233	3	1	62	266	10000	4.6	760	63	3.7	2	97
2...	92	46	46	45	1	6	15000	4.5	28	66	4.0	...	3
3...	114	71	67	67	...	4	4	4	16000	4.5	40	65	3.4	...	5
4...	25	24	9	9	...	10	10	5	13	62	2.9	...	4
5...	42	22	13	13	...	5	5	4	11	66	3.8
6...	94	39	22	22	...	16	16	1	...	6.0	26	68	4.2	...	3
7...	115	53	28	28	...	22	22	3	...	4.6	34	61	3.9	...	5
8...	34	21	14	14	...	3	3	6	...	4.8	8	70	4.0
9...	96	41	35	34	1	6	5	7	...	4.6	26	63	4.1	...	2
10...	100	37	37	37	10	10500	5.4	26	66	3.5	...	3
11...	147	76	71	71	...	5	5	19	...	3.2	35	62	3.7	...	5
12...	159	59	45	45	...	14	14	17	8000	4.0	37	61	3.4	...	12
13...	98	44	31	31	...	13	13	14	9500	5.4	22	66	3.5	...	6
14...	104	51	22	22	...	28	28	1	8	10000	4.6	33	65	3.9	...	3
15...	81	38	13	13	...	22	19	2	1	...	5	7000	4.1	27	57	3.5	...	1
16...	48	21	10	10	...	10	10	3	8	...	4.6	15	65	3.7
17...	111	62	27	27	...	13	13	5	...	4.5	33	61	3.5	...	3
18...	95	46	35	35	...	11	11	22	10	...	4.2	32	63	3.5	...	5
19...	69	41	41	41	6	...	4.4	23	66	3.6	...	1
2...	90	33	33	33	8	6000	4.4	23	66	3.6	...	1
21...	7	8000	5.1	23	61	3.7	...	3
22...	*115	50	50	49	1	5	...	4.2	35	67	3.5	...	5
23...	95	38	37	36	1	...	1	10	9500	4.5	22	64	3.7	...	5
24...	74	39	38	38	...	1	1	10	7500	4.6	22	64	3.6	...	2
25...	110	38	38	38	12	10500	4.8	24	63	3.6	...	3
26...	36	18	18	18	5	11000	5.2	10	62	3.8
27...	106	38	22	22	...	12	12	7	11500	5.3	17	66	3.6
28...	27	18	7	7	...	10	10	4	10	12500	5.4	24	62	3.5	...	5
29...	17	14	6	6	...	10	10	1	6	11500	5.8	6	60	3.5	...	1
30...	42	17	13	13	...	6	6	2	4	6	59	3.8
31...	42	16	10	10	...	1	1	3	1	13	68	4.2	...	1
32...	86	36	29	28	1	4	4	2	7	8000	4.9	8	64	4.0	...	2
33...	58	28	24	24	...	3	3	4	10	11000	4.8	23	64	4.0	...	2
34...	39	19	15	15	...	2	2	2	6	7000	4.0	19	69	3.5	1	3
35...	25	13	9	9	...	4	4	4	14	60	3.6	...	2
36...	37	12	7	7	...	4	4	2	9	56	3.6
37...	32	12	10	10	...	5	5	4	8	53	3.9	...	1
65-B...	*2208	986	754	751	3	205	198	7	...	27	206	9000	4.4	592	62	3.5	7	108
1...	90	52	38	38	...	14	14	12	8500	4.5	24	64	3.8	1	4

Table 2.—CHARACTERISTICS OF HOUSING UNITS, BY BLOCKS: 1960—Con.

["Total population" contains no persons in group quarters unless preceded by asterisk (*) one asterisk (*) denotes less than 10 percent; two asterisks (**), 10 percent or more]

Blocks within census tracts	Total population	All housing units by condition and plumbing								Occupied housing units								
		Sound			Deteriorating			Dilapidated	Owner occupied			Renter occupied			Occupied by non-white	1.01 or more persons per room		
		Total	With all plumbing facilities	Lacking some or all facilities	Total	With all plumbing facilities	Lacking some or all facilities		Total	Average value (dollars)	Average number of rooms	Total	Average contract rent (dollars)	Average number of rooms				
2...	29	17	14	14	...	3	3	4	8	83	4.3
3...	32	15	6	6	...	8	8	1	9	68	4.1	...	2
4...	24	12	8	8	...	3	3	1	7	51	4.7	...	1
5...	*68	27	10	10	...	17	17	1	25	51	2.7	...	7
6...	155	85	76	76	...	9	9	4	59	64	3.4	...	10
7...	89	51	50	50	...	1	1	9	12000	4.7	23	68	3.7	...	2
8...	93	36	34	33	1	1	1	10	10000	4.8	23	63	3.5	...	5
9...	104	43	40	40	...	3	3	10	9500	5.5	29	64	3.6	1	2
10...	50	20	20	19	1	7	10000	5.4	8	66	3.4	...	1
11...	94	45	44	44	...	1	...	1	4	34	62	3.3	...	3
12...	115	49	35	35	...	14	14	5	...	4.6	40	61	3.3	...	6
13...	64	25	20	20	...	5	5	2	21	63	3.5	...	4
14...	64	26	24	24	...	2	...	2	20	58	3.9	...	5
15...	5	3
16...	28	17	17	13	4	2	8	51	3.4	...	2
18...	70	28	5	5	...	17	17	3	16	52	4.0	...	4
19...	17	11	5	5	...	5	5	2	6	61	3.7	1	...
20...	78	31	23	23	...	8	8	4	24	60	3.5	...	6
21...	35	11	6	6	...	4	4	3	6	60	4.2	...	3
22...	2	1
23...	9	3
24...	37	12	11	11	...	1	1	11	9500	5.1	1	1
25...	67	24	16	16	...	7	7	11	8000	4.6	9	63	3.9	...	5
26...	30	11	6	6	...	3	3	2	6	62	3.3	1	2
27...	63	30	10	10	...	20	20	3	6000	3.8	15	56	3.3	...	2
28...	37	27	13	13	...	13	13	1	12	58	3.2	1	2
29...	24	15	2	2	...	11	11	2	11	58	3.5	1	...
30...	111	60	44	44	...	10	10	11	7000	4.0	33	60	3.0	1	7
31...	98	35	34	34	23	11500	3.6	12	68	3.8	...	2
32...	92	38	38	38	11	...	4.4	22	68	3.5	...	4
33...	53	22	21	21	...	1	1	5	7000	4.0	13	70	3.6	...	3
34...	59	27	27	27	7	10500	4.1	16	66	3.4	...	2
35...	95	36	34	33	1	1	1	10	10500	4.1	23	59	3.0	...	4
36...	77	26	23	23	...	3	3	9	8500	4.8	16	64	3.4	...	4
39...	14	4
40...	30	9	5	5	...	2	2	3	5	61	4.0	...	2
41...	6	2
66-A...	2340	695	694	694	...	1	1	160	22000	6.2	484	67	4.3	23	92
1...	567	167	167	167	151	70	4.7	4	22
2...	197	72	71	71	...	1	1	51	78	4.3	...	12
3...	206	58	58	58	57	61	4.0	14	13
4...	267	76	76	76	1	73	58	4.0	...	13
5...	487	140	140	140	135	59	4.1	5	27
6...	57	14	14	14	13	24000	6.8	1	
7...	23	6	6	6	6	30000	7.0	
8...	72	21	21	21	18	26000	6.7	1	
9...	100	25	25	25	23	23000	6.7	2	
10...	78	22	22	22	20	23000	6.4	1	
11...	19	4	
12...	29	10	10	10	8	20000	5.6	1	
13...	61	20	20	20	19	21000	6.2	1	
14...	53	18	18	18	14	20000	6.1	3	
15...	40	14	14	14	12	16500	5.6	1	
16...	11	2	
17...	17	5	5	5	5	20000	5.0	
18...	38	13	13	13	12	16500	6.0	1	
19...	18	8	8	8	4	4	
66-B...	3878	1017	1016	1016	...	1	1	821	13000	5.6	175	118	5.7	6	59
1...	362	91	91	91	69	15000	6.0	21	122	6.0	...	2
2...	124	31	31	31	23	16000	6.0	7	134	6.0	...	4
3...	120	28	28	28	22	13500	6.0	6	118	6.0	...	2
4...	109	30	30	30	20	13000	5.9	9	117	6.2	...	1
5...	186	41	41	41	25	12500	6.1	15	113	6.0	...	1
6...	189	51	51	51	41	13000	6.0	8	104	5.9	1	1
7...	119	30	30	30	23	10500	5.3	5	85	5.6	...	3
8...	72	18	18	18	11	11000	5.4	7	100	5.4	...	3
9...	18	5	5	5	4	1	1
10...	156	41	41	41	34	11500	5.3	5	98	5.2	...	3
11...	704	183	183	183	154	13000	5.7	25	107	5.6	2	11
12...	59	18	18	18	10	13500	6.1	4
13...	39	10	10	10	10	13500	5.7
14...	55	13	13	13	11	13500	5.7	1
15...	146	36	36	36	25	11000	5.5	11	103	5.3	...	3
16...	74	20	20	20	19	10500	5.7	1	1	...
17...	45	10	10	10	6	11500	5.7	4	1
18...	65	17	17	17	16	13500	5.9
19...	91	21	21	21	15	13500	5.8	6	112	5.7	...	3
20...	93	27	27	27	24	14000	6.0	2
21...	82	21	21	21	18	13500	6.1	3
22...	137	40	40	40	28	13500	6.1	11	141	5.1
23...	122	31	31	31	29	14000	6.1	2	1	...
24...	62	17	17	17	16	14000	6.0	1
25...	172	45	45	45	38	14000	6.0	6	122	6.0	...	1
26...	123	33	33	33	26	13500	6.0	5	117	6.0	1	2
27...	354	109	108	108	...	1	1	100	14000	4.3	9	101	4.9	...	13

Table 2.—CHARACTERISTICS OF HOUSING UNITS, BY BLOCKS: 1960—Con.

["Total population" contains no persons in group quarters unless preceded by asterisk; one asterisk (*) denotes less than 10 percent; two asterisks (**), 10 percent or more]

Blocks within census tracts	Total population	All housing units by condition and plumbing									Occupied housing units							
		Total	Sound			Deteriorating			Dilapidated	Owner occupied			Renter occupied			Occupied by non-white	1.01 or more persons per room	
			Total	With all plumbing facilities	Lacking some or all facilities	Total	With all plumbing facilities	Lacking some or all facilities		Total	Average value (dollars)	Average number of rooms	Total	Average contract rent (dollars)	Average number of rooms			
							With flush toilet	No flush toilet										
66-C....	*3720	970	970	970	783	14500	6.1	161	121	6.0	2	32
1....	*339	83	83	83	75	16500	6.7	6	134	6.3	...	1
2....	421	117	117	117	101	13500	6.0	14	113	5.8	...	2
3....	77	21	21	21	20	13500	6.0	1
4....	85	21	21	21	18	14000	6.1	3
5....	83	21	21	21	20	14500	6.0	1	2
6....	108	25	25	25	21	16500	6.4	4	1
7....	94	24	24	24	20	15500	6.2	3
8....	86	22	22	22	17	17500	6.6	5	137	6.4
9....	108	29	29	29	22	16500	6.3	5	130	6.6	...	1
10....	41	9	9	9	7	15000	6.4	2	1
11....	89	24	24	24	21	14500	6.0	3
12....	249	66	66	66	48	14500	5.9	16	121	5.5	...	4
13....	60	16	16	16	12	15000	6.0	4
14....	127	33	33	33	26	15500	6.1	6	127	5.8	...	1
15....	54	16	16	16	11	15000	6.1	3	1
16....	55	16	16	16	11	13500	6.0	4
17....	91	24	24	24	15	13000	6.3	7	121	5.9	2	2
18....	68	19	19	19	10	13500	6.0	8	118	6.0
19....	106	28	28	28	22	15000	6.3	5	117	6.0
20....	54	17	17	17	12	15000	5.9	2	1
21....	111	29	29	29	25	12500	5.6	4	2
22....	105	24	24	24	21	13000	5.9	3	2
23....	70	20	20	20	18	11500	5.5	2
24....	67	19	19	19	17	11500	5.8	2
25....	73	24	24	24	17	12500	5.6	5	114	5.6	...	1
26....	250	57	57	57	43	13500	5.9	14	119	5.9	...	4
27....	132	30	30	30	24	12500	5.8	6	128	6.0	...	2
28....	114	30	30	30	28	14500	6.0	2	1
29....	102	24	24	24	17	14000	6.1	7	119	6.6
31....	99	27	27	27	23	13500	6.0	3	1
32....	38	13	13	13	10	14000	5.7	3
33....	47	13	13	13	9	15000	5.8	4
34....	*81	16	16	16	13	13500	5.9	2	2
35....	36	13	13	13	9	13500	5.3	2
66-D....	2567	869	698	691	7	101	83	8	10	70	421	12000	4.5	403	45	3.3	4	137
1....	200	63	34	34	...	16	14	...	2	13	41	4000	3.6	20	45	3.8	...	13
2....	1081	368	339	337	2	19	13	2	4	10	121	15000	5.5	217	36	3.3	1	62
3....	110	32	32	32	1	31	30	3.2	...	12
4....	36	12	10	10	...	2	1	1	4	8	58	2.8
5....	38	17	8	8	...	9	9	1	15	49	2.9	...	2
6....	67	24	24	23	1	1	23	38	3.2	...	6
7....	26	7	3	2	1	4	3	1	6	7500	4.5	1	2
8....	43	14	4	4	...	6	6	7	...	4.6	5	...	4.2	...	3
9....	145	69	33	33	...	18	15	2	1	18	35	10500	4.1	26	49	3.1	...	3
10....	60	20	15	14	1	3	3	2	10	7000	4.5	10	148	4.1	...	3
11....	51	10	6	6	...	4	4	8	10000	5.5	2	1
12....	113	38	30	30	...	7	7	20	...	4.0	18	78	3.1	...	7
13....	116	47	27	26	1	7	3	2	2	13	32	5000	3.7	14	55	3.1	...	4
14....	178	57	46	45	1	3	2	...	1	8	52	6000	3.8	4	13
15....	225	70	66	66	...	3	3	63	...	4.2	7	72	3.9	...	5
16....	78	21	21	21	19	14500	6.2	2
66-E....	1103	309	304	304	...	4	4	1	253	21000	6.3	43	127	5.6	1	10
1....	134	41	40	40	...	1	1	38	20000	6.1	2	1
2....	50	14	14	14	12	20000	6.3	2
3....	41	10	10	10	8	19500	6.1	2	1
4....	46	20	20	20	13	18000	6.2
5....	45	13	13	13	10	21000	6.4	1
6....	91	26	26	26	20	21000	6.4	4
7....	38	14	12	12	...	2	2	4	10	61	3.4	...	1
8....	70	15	15	15	13	21000	6.6	2	2
9....	77	23	23	23	22	21000	6.2	1
10....	83	21	21	21	14	19000	6.5	7	153	6.3	...	1
11....	82	23	23	23	16	18500	5.7	6	136	5.8	...	1
12....	68	17	17	17	17	17000	5.8
13....	80	23	23	23	21	17500	5.7	2
14....	34	8	8	8	8	23000	6.6	1
15....	64	14	14	14	12	23000	7.1	2	1
16....	26	8	8	8	7	31000	7.0	1
17....	26	5	5	5	5	24000	7.0	1
18....	48	14	12	12	...	1	1	1	13	28000	6.7	1
66-F....	*2723	707	706	706	...	1	1	586	19500	6.2	114	129	5.9	3	19
1....	*85	15	15	15	14	19000	7.1	1	1
2....	35	8	8	8	7	16500	6.0	1	1
3....	236	61	61	61	43	17000	6.1	16	121	5.7	...	4
4....	278	106	106	106	93	16000	4.0	13	95	3.5	...	5
5....	87	20	20	20	16	16000	6.1	4	1
6....	85	24	24	24	15	16000	6.2	9	117	6.1	...	1
7....	80	19	19	19	14	16500	6.1	5	141	6.0
8....	93	24	24	24	15	16000	5.9	9	138	6.1	...	

Table 2.—CHARACTERISTICS OF HOUSING UNITS, BY BLOCKS: 1960—Con.

["Total population" contains no persons in group quarters unless preceded by asterisk: one asterisk (*) denotes less than 10 percent; two asterisks (**), 10 percent or more]

Blocks within census tracts	Total population	All housing units by condition and plumbing								Occupied housing units									
		Sound			Deteriorating			Dilapidated	Owner occupied			Renter occupied			Occupied by non-white	1.01 or more persons per room			
		Total	With all plumbing facilities	Lacking some or all facilities	Total	With all plumbing facilities	Lacking some or all facilities		Total	Average value (dollars)	Average number of rooms	Total	Average contract rent (dollars)	Average number of rooms					
							With flush toilet										No flush toilet		
10...	76	19	19	19	15	16500	6.3	4	1	
11...	66	16	16	16	11	17000	6.6	3	
12...	55	13	13	13	12	16000	6.2	1	1	...	
13...	86	20	20	20	18	17500	6.7	2	
14...	267	62	61	61	...	1	1	55	29000	7.2	6	...	5.5	2	
15...	263	60	60	60	52	19000	6.7	8	156	7.3	2	
16...	89	23	23	23	17	17500	6.9	5	134	6.6	
17...	112	24	24	24	16	17500	7.0	8	127	7.4	1	
18...	70	17	17	17	16	17000	6.9	1	
19...	72	20	20	20	19	17500	6.6	1	
20...	58	14	14	14	13	18500	7.2	1	
21...	90	24	24	24	23	18000	6.9	1	
22...	40	13	13	13	10	21000	6.1	2	
23...	31	8	8	8	6	26000	7.0	2	
24...	58	16	16	16	14	24000	6.9	2	
25...	50	12	12	12	10	21000	6.5	2	1	
26...	14	3	
27...	44	13	13	13	13	23000	6.7	1	...	
28...	27	7	7	7	7	23000	6.6	
29...	47	14	14	14	12	23000	6.4	2	
30...	43	10	10	10	8	17000	5.9	2	
66-G...	3148	819	802	801	...	5	1	...	4	12	622	14000	5.8	149	105	5.7	22	57	
3...	799	227	227	227	161	15000	6.3	37	111	6.2	...	10	
4...	46	10	10	10	8	13500	6.4	2	2	
5...	86	19	19	19	18	13000	6.6	1	2	
6...	51	14	14	14	10	12500	5.9	2	1	
7...	105	28	28	28	19	11500	5.7	8	98	5.9	...	2	
8...	73	22	22	22	8	11000	5.6	11	96	5.9	...	1	
11...	85	18	18	18	5	13000	6.2	12	104	6.0	...	4	
12...	67	19	19	19	12	12500	6.3	5	100	5.8	...	2	
13...	66	18	18	18	14	12500	6.4	2	
14...	72	15	15	15	12	12500	5.9	2	4	
15...	118	27	27	27	19	12500	6.6	8	113	6.0	...	2	
16...	88	18	18	18	12	13000	6.8	6	120	6.7	...	2	
17...	83	17	17	17	11	13000	6.8	5	127	7.0	...	1	
18...	85	26	26	26	16	16000	5.4	9	77	4.1	
19...	51	14	14	14	14	15000	5.8	
20...	78	20	20	20	19	14000	5.7	1	2	
21...	83	20	20	20	18	14500	5.4	2	
22...	78	20	20	20	18	14000	5.4	2	2	
23...	402	103	98	98	...	1	1	...	4	88	14500	5.4	13	88	5.1	5	7		
24...	95	25	25	25	22	13500	5.4	2	1	
25...	69	19	19	19	19	13500	5.4	1	
26...	70	18	18	18	14	13500	5.3	3	3	
27...	82	19	19	19	15	14000	5.7	4	
30...	64	16	16	16	13	13500	5.3	3	1	
31...	72	18	18	18	17	14500	5.4	1	1	
32...	68	18	18	18	16	14000	5.4	1	1	
33...	57	14	14	14	11	14000	5.2	3	2	
34...	5	2	
35...	2	1	
36...	4	2	
37...	6	2	
38...	16	4	
39...	22	6	2	1	1	1	1	3	5	5000	4.4	1	6	2	
67.....	**756	26	23	23	...	2	...	1	1	1	6	7500	6.2	18	36	5.8	2	1	
2...	12	3	
12...	9	2	
16...	3	1	
21...	3	1	
36...	31	9	9	9	1	8	6.1	
37...	19	6	6	6	5	32	7.2	
38...	**679	4	
68.....	1199	356	331	328	...	3	16	14	...	2	9	283	13000	5.5	50	68	4.7	2	32
1...	39	10	10	10	10	12000	5.2	1	
2...	62	18	18	17	...	1	16	14000	6.0	2	
3...	120	37	36	36	...	1	1	28	17000	5.8	7	88	4.9	...	1
4...	103	33	32	32	...	1	1	28	20000	6.2	3	4	
5...	8	3	
6...	38	12	11	11	...	1	1	8	18500	6.3	3	
7...	50	14	13	13	...	1	10	13000	5.6	3	2	
8...	33	9	9	9	9	12500	5.3	1	
10...	8	2	
12...	8	2	
13...	37	9	9	9	6	8500	4.7	2	2	
14...	19	6	6	6	6	14500	5.8	
15...	46	14	13	13	11	10500	5.3	1	1	
16...	34	9	9	9	9	15000	5.8	
17...	65	21	21	21	19	13000	5.8	2	1	
18...	106	33	32	32	...	1	1	21	12500	5.3	9	61	5.2	...	3
20...	23	7	7	7	6	9000	5.3	
21...	31	7	7	7	...	2	2	8	8500	4.5	1	
22...	35	10	7	7	...	3	2	...	1	8	8000	4.9	2	

City Block Characteristics

Table 2.—CHARACTERISTICS OF HOUSING UNITS, BY BLOCKS: 1960—Con.

["Total population" contains no persons in group quarters unless preceded by asterisk: one asterisk (*) denotes less than 10 percent; two asterisks (**), 10 percent or more]

Blocks within census tracts	Total population	All housing units by condition and plumbing									Occupied housing units								
		Sound				Deteriorating				Dilapidated	Owner occupied			Renter occupied			Occupied by non-white	1.01 or more persons per room	
		Total	Total	With all plumbing facilities	Lacking some or all facilities	Total	With all plumbing facilities	Lacking some or all facilities			Total	Average value (dollars)	Average number of rooms	Total	Average contract rent (dollars)	Average number of rooms			
								With flush toilet	No flush toilet										
24...	48	12	11	10	1	1	12	9000	4.7
25...	35	9	9	9	9	8500	4.4
26...	45	12	12	12	10	8500	5.1	2
28...	14	4
29...	46	13	13	13	8	12500	5.6	4
30...	46	12	12	12	11	11000	5.1	1
31...	37	10	8	8	...	2	2	7	8000	5.0	3
32...	23	8	6	6	...	1	1	1	6	11500	4.5	2
33...	40	18	9	8	1	3	3	6	8	7500	4.5	4	2	2
69-A...	*2932	827	674	648	26	86	55	.6	25	67	583	11000	5.1	203	81	4.4	69	107	...
1...	366	104	100	99	1	4	2	2	70	16000	5.8	29	144	4.5
2...	26	6	6	6	4	2
3...	54	15	15	15	11	16000	5.4	4
4...	50	13	13	13	11	16000	5.1	2
5...	130	31	31	31	23	15000	6.0	7	124	6.0
6...	41	11	11	11	9	15000	6.0	1
7...	88	22	21	21	...	1	1	15	15500	6.2	6	136	6.3
8...	39	12	12	12	7	15500	6.0	3
9...	17	4
12...	**149	33	16	15	1	3	3	14	21	8500	5.1	10	52	4.5	12	7	...
14...	8	4
15...	*587	181	138	134	4	26	19	1	6	17	133	18000	4.2	42	53	3.5	24	30	...
16...	**33	3
17...	32	9	9	9	8	6500	4.4	1
18...	27	7	5	5	...	2	2	3	3
19...	5	1
20...	13	3
21...	52	11	1	1	...	1	9	10	5500	4.8	1	11	3
22...	89	19	19	9	3500	5.1	10	26	3.8	19	9	...
23...	8	3
24...	46	11	8	8	3	8	11500	5.3	3	3	2
25...	23	6	4	4	...	2	1	1	5	8000	4.8	1
26...	5
27...	10
28...	20	6	6	6
31...	42	13	11	9	2	1	...	1	...	1	8	6500	5.5	1
32...	36	10	8	8	...	1	1	7	7500	4.7	2
33...	11	3
34...	7	2
35...	22	7	5	4	1	2	2	3	2	2
37...	**35	14	13	10	3	1	11	9000	5.4	2
38...	33	9	7	6	...	2	2	7	9000	4.4	1	1
39...	82	21	17	17	...	4	3	1	14	7500	4.8	5	60	5.2	6
41...	11	4
42...	28	9	8	6	2	1	...	1	8	6000	5.6	1
43...	19	7	7	6	1	5	5000	5.0	2
44...	16	6	6	6	4	2
45...	16	6	6	6	12	6000	4.8	4	2
46...	49	16	10	10	...	6	4	2
49...	18	6	6	6	5	11500	5.6
51...	49	12	10	10	...	2	2	5	...	5.8	7	62	5.7	1
52...	24	8	8	8	5	...	4.6	2
54...	21	9	9	9	6	9500	6.2	2
58...	70	24	24	23	1	19	7500	4.9	5	2
59...	49	16	16	14	2	13	6500	4.5	2	2
62...	22	7	7	7	...	5	3	1	...	1	2	4	2
63...	14	4	6	5000	5.3	1
66...	17	4
68...	50	14	14	14	10	13000	5.5	3	3
69...	49	12	10	10	...	2	1	1	9	9500	5.3	3	1
73...	14	6	6	4	2	3	2	1
74...	41	9	3	3	...	5	2	1	...	2	9	7000	5.0	3
77...	15	3
80...	32	11	7	7	...	4	4	4	6	1
81...	32	10	10	9	1	4	5	1
83...	28	7	6	6	...	1	1	6	11500	6.8	1
84...	9	3
86...	53	18	14	14	...	3	2	1	12	8500	4.6	4	4
69-B...	1190	340	338	338	...	2	2	314	15500	5.8	15	103	5.7	1	8	...
3...	5	1
7...	106	33	32	32	...	1	1	30	18500	6.1	1
8...	183	50	50	50	46	11500	5.2	3	3
9...	63	19	19	19	19	11500	5.2
10...	92	24	24	24	23	11500	5.4
13...	...	1
14...	3	2
17...	11	3
19...	8	3
20...	3	1
21...	8	3
22...	2	1
24...	...	1
26...	66	17	17	17	16	11500	5.4	2
27...	43	12	12	12	12	11500	5.4
28...	66	19	19	19	19	20000	6.4
29...	71	20	20	20	20	15500	5.9	2

Table 2.—CHARACTERISTICS OF HOUSING UNITS, BY BLOCKS: 1960—Con.

["Total population" contains no persons in group quarters unless preceded by asterisk; one asterisk (*) denotes less than 10 percent; two asterisks (**), 10 percent or more]

Blocks within census tracts	Total population	All housing units by condition and plumbing								Occupied housing units								
		Total	Sound			Deteriorating			Dilapidated	Owner occupied			Renter occupied			Occupied by non-white	1.01 or more persons per room	
			Total	With all plumbing facilities	Lacking some or all facilities	Total	With all plumbing facilities	Lacking some or all facilities		Total	Average value (dollars)	Average number of rooms	Total	Average contract rent (dollars)	Average number of rooms			
30...	54	16	16	16	15	17500	6.2	1	
31...	61	19	19	19	16	15500	5.8	2	
32...	36	9	9	9	9	16500	6.3	
33...	49	14	14	14	13	16500	6.2	1	
34...	37	10	10	10	9	19000	6.2	1	
35...	37	11	11	11	11	18000	6.3	
36...	39	11	11	11	11	16500	6.0	
37...	90	22	22	22	20	19000	6.1	1	
38...	57	18	18	18	16	25000	6.4	2	
70.....	3985	1114	1068	1046	22	36	15	9	12	10	861	17500	5.9	179	93	4.9	33	95
1...	6	1
2...	207	60	52	52	...	8	...	2	6	...	52	...	3.1	8	29	4.1	6	19
3...	175	49	42	31	11	4	1	...	3	3	16	11500	6.0	28	72	4.3	18	11
4...	1	1
5...	85	35	30	28	2	5	1	2	2	...	8	16000	4.9	25	87	3.7	...	4
6...	11	4
8...	99	41	31	31	...	10	9	1	33	11000	3.6	7	61	3.6	...	3
9...	1245	343	343	343	286	18000	6.7	18	128	6.6	...	7
10...	138	40	38	36	2	1	1	1	33	12500	5.7	6	64	4.0	...	3
11...	141	39	34	30	4	3	...	2	1	2	24	13500	5.5	12	80	4.7	7	5
12...	2	1
13...	78	20	20	20	20	14000	5.8	1
14...	343	98	93	93	...	3	3	2	95	16000	4.1	3	24
15...	125	31	31	31	28	20000	7.1	1
16...	37	8	8	8	6	18500	6.3	2	1
17...	77	19	19	19	17	19000	6.7	2
18...	13	3
19...	397	96	96	95	1	75	19500	7.4	21	135	6.6	1	...
20...	176	41	41	41	29	18500	6.5	11	117	6.3	...	2
21...	137	35	35	35	32	18000	6.2	3	1
22...	8	3	1
23...	64	25	23	21	2	1	...	1	...	1	18	21000	5.7	3
24...	39	10	10	10	8	20000	6.4	3
25...	33	7	7	7	6	21000	6.8	1
26...	8	4
27...	81	29	29	29	4	18	78	3.9	...	4
28...	25	6	6	6	6	18500	6.8
29...	37	12	12	12	11	19000	6.3
30...	52	14	14	14	14	19000	6.2
31...	58	13	13	13	11	14500	5.6	1	2
32...	87	26	25	25	1	17	24000	5.6	8	69	3.9	...	2