

U.S. CENSUS OF HOUSING: 1960

Series HC(3)-402

CITY BLOCKS

Portsmouth, Va.

Prepared under the supervision of
WAYNE F. DAUGHERTY, Chief
Housing Division




U.S. DEPARTMENT OF COMMERCE

Luther H. Hodges, Secretary

BUREAU OF THE CENSUS

Richard M. Scammon, Director (From May 1, 1961)

Robert W. Burgess, Director (To March 3, 1961)





BUREAU OF THE CENSUS

RICHARD M. SCAMMON, *Director* (From May 1, 1961)

ROBERT W. BURGESS, *Director* (To March 3, 1961)

A. ROSS ECKLER, *Deputy Director*

HOWARD C. GRIEVES, *Assistant Director*

CONRAD TAEUBER, *Assistant Director*

MORRIS H. HANSEN, *Assistant Director for Statistical Standards*

CHARLES B. LAWRENCE, JR., *Assistant Director for Operations*

WALTER L. KEHRES, *Assistant Director for Administration*

CALVERT L. DEDRICK, *Chief, International Statistical Programs Office*

A. W. VON STRUVE, *Acting Public Information Officer*

Housing Division—

WAYNE F. DAUGHERTY, *Chief*

DANIEL B. RATHBUN, *Assistant Chief*

BEULAH WASHBAUGH, *Special Assistant*

MILTON D. LIEBERMAN, *Chief, Coordination and Research*

Decennial Operations Division—GLEN S. TAYLOR, *Chief*

Electronic Systems Division—ROBERT F. DRURY, *Chief*

Field Division—JEFFERSON D. MCPHKE, *Chief*

Geography Division—WILLIAM T. FAY, *Chief*

Population Division—HOWARD G. BRUNSMAN, *Chief*

Statistical Methods Division—JOSEPH STEINBERG, *Chief*

Library of Congress Card Number: A61-9347

SUGGESTED CITATION

U.S. Bureau of the Census. *U.S. Census of Housing: 1960. Vol. III, City Blocks.*
Series HC(3), No. 402.

U.S. Government Printing Office, Washington, D.C., 1961.

For sale by the Superintendent of Documents, U.S. Government Printing Office, Washington 25, D.C.
or any of the Field Offices of the Department of Commerce — Price 25 cents.

Table 1.—CHARACTERISTICS OF HOUSING UNITS, FOR THE CITY: 1960

Subject	Number	Percent	Subject	Number	Percent
All housing units	33,349	100.0	Occupied housing units—Con.		
CONDITION AND PLUMBING			COLOR		
Sound	27,021	81.0	White	20,603	67.3
With all plumbing facilities	25,490	76.4	Nonwhite	10,016	32.7
Lacking some or all facilities	1,531	4.6	PERSONS PER ROOM		
Deteriorating	5,179	15.5	1.00 or less	26,347	85.4
With all plumbing facilities	3,209	9.6	1.01 or more	4,472	14.6
Lacking some or all facilities	1,970	5.9	AVERAGE NUMBER OF ROOMS		
With flush toilet	1,769	5.3	Owner occupied	5.5	...
No flush toilet	201	0.6	Renter occupied	4.2	...
Dilapidated	1,149	3.4	VALUE AND RENT		
Occupied housing units	30,619	100.0	Average value	9,400	...
TENURE			Average contract rent	50	...
Owner occupied	15,213	49.7			
Renter occupied	15,406	50.3			

NOTE.—On the map for Portsmouth approximately 1,720 blocks are identified.

Table 2.—CHARACTERISTICS OF HOUSING UNITS, BY BLOCKS: 1960

["Total population" contains no persons in group quarters unless preceded by asterisk: one asterisk (*) denotes less than 10 percent; two asterisks (**), 10 percent or more]

Blocks within census tracts	Total population	All housing units by condition and plumbing									Occupied housing units							
		Total	Sound			Total	Deteriorating			Dilapidated	Owner occupied			Renter occupied			Occupied by non-white	1.01 or more persons per room
			Total	With all plumbing facilities	Lacking some or all facilities		Total	With all plumbing facilities	Lacking some or all facilities		With flush toilet	No flush toilet	Total	Average value (dollars)	Average number of rooms	Total		
101.....	1115	373	161	157	4	134	96	35	3	78	178	5000	5.6	154	35	3.9	131	51
1....	121	33	18	18	...	3	7	1	...	7	18	5500	6.2	13	46	5.1	10	5
2....	24	6	3	3	...	3	3	5	6000	5.6	1	1
3....	18	5	4	4	...	1	1	3	2
4....	71	19	18	18	...	1	1	11	6500	6.0	8	48	3.6	...	2
5....	40	16	13	13	...	3	1	2	9	6500	5.0	5	45	3.6
6....	59	23	11	11	...	12	12	13	4000	4.8	7	43	4.3
7....	34	17	10	10	...	4	2	3	7	7000	6.0	3	1
8....	38	10	1	2	2	2	6	25	4.7	7	4
9....	103	34	10	10	...	15	10	5	...	9	18	4500	6.2	11	27	3.6	9	7
10....	53	15	13	13	...	2	2	13	5500	4.9	2	1
11....	29	10	7	7	...	2	2	1	4	4
12....	37	13	10	10	...	3	3	10	6000	5.1	1	2
13....	37	11	5	5	...	6	5	1	5	...	5.6	5	41	3.0	...	3
14....	71	25	14	14	...	9	8	1	...	2	11	6000	5.2	11	45	4.8	...	1
15....	13	4
16....	41	16	7	7	...	5	5	4	11	5000	5.7	5	43	4.0	...	1
17....	28	14	1	...	1	...	13	1	11	17	3.0	12	2
18....	10	8	3	1	2	5	3	2	2	2	3	...
19....	23	9	8	6	1	1	1	1	7	44	3.1	8	1
20....	39	12	1	1	...	6	1	5	...	5	3	9	27	3.6	12	3
21....	28	10	2	2	...	5	5	3	5	3500	5.6	3	8	2
22....	100	31	2	2	...	16	4	12	...	13	6	4500	6.0	24	27	3.4	30	7
23....	67	22	8	7	1	9	5	2	2	5	11	4000	5.2	9	45	3.8	20	6
25....	3	2
26....	28	8	4	3	1	...	4	4	4	8	1
102.....	*2737	1057	748	745	3	293	276	17	...	16	537	9000	5.8	434	53	4.4	11	34
1....	44	19	15	15	...	4	4	12	9500	5.5	4
3....	20	7	4	4	...	3	3	6	8000	4.8	1
4....	93	38	22	22	...	16	16	18	10000	6.1	16	57	4.2
5....	100	36	28	28	...	8	8	19	13000	5.9	15	49	4.3	...	1
6....	99	44	24	24	...	20	19	1	18	12000	6.5	24	55	4.8
7....	94	35	33	33	...	2	2	21	12000	6.5	11	53	4.6
8....	94	35	35	35	18	10000	6.3	14	69	4.3
9....	89	38	37	37	...	1	1	15	8000	5.3	20	53	4.7	...	1
10....	83	39	33	31	2	6	6	18	10000	6.0	15	67	4.8
11....	70	30	23	23	...	7	7	15	11000	6.2	11	60	4.5	...	1
12....	92	37	19	19	...	18	18	16	7000	5.8	18	56	4.2	...	1
13....	51	14	10	10	...	4	4	9	9000	7.1	5	65	4.8
14....	33	18	10	10	...	8	8	6	13500	4.8	12	40	4.5
15....	**24	5	2	2	...	2	2	1	2	1	1
16....	10	6	6	6	5	12000	4.4
17....	48	23	19	19	...	4	4	16	8500	5.8	4
18....	74	31	27	27	...	4	4	16	8000	5.8	12	52	4.8
19....	123	47	31	31	...	16	14	2	22	8500	5.8	23	45	3.7	...	6
20....	82	28	24	24	...	4	...	4	14	8000	5.8	14	54	4.1	...	3
21....	111	45	34	34	...	11	7	4	19	8000	5.8	22	42	3.9
22....	86	37	32	32	...	5	5	18	7500	5.3	16	47	5.0
23....	45	16	14	14	...	2	2	9	9000	5.3	5	48	4.6	...	1
25....	39	15	15	15	12	9000	5.3	1
26....	33	18	15	15	...	3	3	12	7000	5.9	3

City Block Characteristics

Table 2.—CHARACTERISTICS OF HOUSING UNITS, BY BLOCKS: 1960—Con.

["Total population" contains no persons in group quarters unless preceded by asterisk; one asterisk (*) denotes less than 10 percent; two asterisks (**), 10 percent or more]

Blocks within census tracts	Total population	All housing units by condition and plumbing									Occupied housing units							
		Total	Sound			Deteriorating			Dilapidated	Owner occupied			Renter occupied			Occupied by non-white	1.01 or more persons per room	
			Total	With all plumbing facilities	Lacking some or all facilities	Total	With all plumbing facilities	Lacking some or all facilities		Total	Average value (dollars)	Average number of rooms	Total	Average contract rent (dollars)	Average number of rooms			
31...	46	19	19	19	16	7500	5.5	3	1	...	
32...	80	24	23	23	18	8500	5.9	6	57	5.7	
33...	24	8	8	6	2	6	8500	6.2	2	1	
34...	33	10	10	10	9	11500	6.7	1	
35...	32	11	11	11	8	11000	5.8	3	
36...	31	13	13	13	10	10500	6.3	3	
37...	30	10	10	10	10	10500	6.6	
38...	16	3	
40...	48	16	14	14	12	10500	5.2	4	
41...	52	20	20	20	16	9500	5.3	4	
42...	54	19	19	17	2	14	9000	5.2	5	52	3.6	...	2	
43...	56	16	16	16	16	10000	5.8	
44...	38	13	13	13	12	9500	5.2	1	
45...	50	18	18	18	12	11500	6.3	5	...	3.0	
46...	35	13	10	10	9	6500	4.8	3	1	
47...	39	12	12	12	11	9500	5.6	1	1	
48...	39	15	14	14	14	6500	5.1	1	
49...	9	5	4	4	3	1	
50...	8	4	
51...	30	12	12	12	9	9000	5.4	3	1	
52...	19	10	10	8	2	1	9	46	4.0	
53...	23	8	8	8	7	10500	6.1	1	
54...	10	5	5	5	3	2	
55...	54	17	5	5	8	7500	5.5	9	39	3.2	14	3	
56...	10	5	1	...	1	4	3	1	...	4	1	5	...	
57...	5	3	
58...	50	18	14	13	1	3	3	...	1	11	4000	4.9	7	58	3.9	...	2	
59...	47	21	8	7	1	9	4	5	...	4	11	80	4.8	
60...	68	24	17	15	2	5	4	1	...	2	16	5000	5.4	6	45	4.5	...	3
61...	94	34	21	18	3	12	9	3	...	16	4500	5.1	14	32	4.4	...	2	
62...	20	6	5	4	1	1	1	3	3	
63...	36	10	10	10	4	6	41	3.8	...	1	
64...	24	9	9	9	4	5	58	4.0	
65...	46	15	15	15	7	6500	5.4	7	37	5.0	
107.....	*3698	1468	1243	1184	59	193	164	29	...	32	461	7500	6.0	801	56	4.4	138	98
1...	53	26	26	25	1	5	...	6.0	17	59	4.6	
2...	56	22	22	22	6	...	5.3	14	57	4.7	
3...	31	15	15	15	2	13	80	3.4	...	1	
4...	2	3	
5...	35	16	16	16	9	5500	5.1	2	1	
6...	28	15	14	12	2	1	...	1	...	8	4500	4.9	3	1	
7...	32	17	13	13	...	2	2	...	2	4	9	52	3.8	...	1	
8...	85	40	33	32	1	7	7	10	...	5.8	9	20	4.8	4.2	2	
9...	62	33	33	27	6	9	...	5.7	22	54	4.0	...	1	
10...	35	17	17	17	2	12	51	4.1	...	1	
11...	42	18	17	17	3	14	51	5.2	...	1	
12...	54	26	25	25	9	6500	7.0	14	67	4.5	
13...	62	23	23	23	11	11000	8.2	11	62	4.6	
14...	81	35	35	35	15	9000	6.6	18	66	4.3	...	1	
15...	51	21	13	13	...	8	8	9	9000	6.7	11	48	4.8	...	1	
16...	153	64	62	60	2	2	2	2	...	20	6500	5.8	35	52	4.5	1	1	
17...	145	63	57	52	5	6	4	2	...	25	6000	5.5	27	49	3.9	...	5	
18...	144	62	50	49	1	10	2	2	...	26	5500	6.1	22	48	3.4	...	7	
19...	16	8	6	6	...	2	2	4	2	
20...	**112	26	26	26	15	13500	7.1	10	70	5.1	
21...	**50	3	
22...	17	17	17	17	8	12500	6.8	7	64	3.0	
23...	92	42	41	37	4	1	1	22	8500	6.0	17	67	4.9	
24...	48	21	21	20	1	11	6500	6.0	8	52	3.8	
25...	46	20	7	7	...	13	13	5	...	4.6	13	47	4.2	...	1	
26...	44	25	24	24	...	1	1	11	6000	5.2	11	53	3.4	
27...	40	16	16	16	7	...	5.1	7	57	3.9	...	1	
28...	28	10	10	10	7	7000	6.0	2	
29...	195	57	57	56	1	21	5500	6.2	33	51	4.2	6	7	
30...	74	24	13	13	...	10	10	3	19	57	4.3	...	1	
31...	30	18	18	18	3	15	73	3.7	...	1	
32...	95	53	51	47	4	2	2	19	8500	6.2	17	60	4.6	...	1	
33...	71	27	27	22	5	9	10000	5.8	16	58	3.7	...	6	
34...	76	38	35	33	2	3	3	9	9500	6.4	22	55	4.3	...	1	
35...	128	60	53	51	2	6	6	16	7500	6.4	36	55	4.5	
36...	57	21	21	19	2	10	...	5.8	7	56	5.4	1	1	
37...	93	31	24	24	...	7	7	14	6500	5.9	14	64	4.7	...	3	
38...	107	36	27	26	1	9	9	8	...	5.6	26	58	4.1	...	5	
39...	96	35	25	23	2	7	7	12	6500	5.8	17	46	5.4	...	3	
40...	92	41	41	40	1	3	27	59	5.3	...	2	
41...	75	36	27	27	...	8	8	12	9000	5.8	18	56	4.2	...	1	
42...	112	43	39	39	...	3	3	17	7500	5.8	19	51	5.2	
43...	164	60	28	28	...	21	19	2	...	11	6	7500	5.8	46	51	4.3	23	9
44...	104	32	15	15	...	17	17	3	22	52	5.0	12	6	
45...	65	30	27	19	8	1	1	5	...	6.4	22	50	3.3	7	2	
46...	106	26	17	16	1	9	8	1	...	5	14000	7.2	20	84	4.3	24	9	
47...	100	29	18	14	4	11	3	8	...	7	5000	5.1	21	60	4.0	28	6	
48...	91	27	11	11	...	10	7	3	...	4	19	46	4.8	18	6	
49...	112	40	24	23	1	14	11	3	...	9	6500	6.7	23	45	5.2	18	3	

Table 2.—CHARACTERISTICS OF HOUSING UNITS, BY BLOCKS: 1960—Con.

["Total population" contains no persons in group quarters unless preceded by asterisk: one asterisk (*) denotes less than 10 percent; two asterisks (**), 10 percent or more]

Table with columns: Blocks within census tracts, Total population, All housing units by condition and plumbing (Total, Sound, Deteriorating, Dilapidated), Occupied housing units (Owner occupied, Renter occupied), Occupied by non-white, 1.01 or more persons per room. Rows include census tracts 7... through 94... with various data points for population, housing conditions, and occupancy.

City Block Characteristics

Table 2.—CHARACTERISTICS OF HOUSING UNITS, BY BLOCKS: 1960—Con.

["Total population" contains no persons in group quarters unless preceded by asterisk; one asterisk (*) denotes less than 10 percent; two asterisks (**), 10 percent or more]

Table with multiple columns: Blocks within census tracts, Total population, All housing units by condition and plumbing (Total, Sound, Deteriorating, Dilapidated), Occupied housing units (Owner occupied, Renter occupied), 1.01 or more persons per room. Rows list various census tracts and their characteristics.

U.S. CENSUS OF HOUSING: 1960

Series HC(3)-403

CITY BLOCKS

Richmond, Va.

Prepared under the supervision of
WAYNE F. DAUGHERTY, Chief
Housing Division




U.S. DEPARTMENT OF COMMERCE

Luther H. Hodges, Secretary

BUREAU OF THE CENSUS

Richard M. Scammon, Director (From May 1, 1961)

Robert W. Burgess, Director (To March 3, 1961)





BUREAU OF THE CENSUS

RICHARD M. SCAMMON, *Director* (From May 1, 1961)
ROBERT W. BURGESS, *Director* (To March 3, 1961)

A. ROSS ECKLER, *Deputy Director*
HOWARD C. GRIEVES, *Assistant Director*
CONRAD TAEUBER, *Assistant Director*
MORRIS H. HANSEN, *Assistant Director for Statistical Standards*
CHARLES B. LAWRENCE, JR., *Assistant Director for Operations*
WALTER L. KEHRES, *Assistant Director for Administration*
CALVERT L. DEDRICK, *Chief, International Statistical Programs Office*
A. W. VON STRUVE, *Acting Public Information Officer*

Housing Division—

WAYNE F. DAUGHERTY, *Chief*
DANIEL B. RATHBUN, *Assistant Chief*
BEULAH WASHABAUGH, *Special Assistant*
MILTON D. LIEBERMAN, *Chief, Coordination and Research*

Decennial Operations Division—GLEN S. TAYLOR, *Chief*
Electronic Systems Division—ROBERT F. DRURY, *Chief*
Field Division—JEFFERSON D. MCPHIE, *Chief*
Geography Division—WILLIAM T. FAY, *Chief*
Population Division—HOWARD G. BRUNSMAN, *Chief*
Statistical Methods Division—JOSEPH STEINBERG, *Chief*

Library of Congress Card Number: A61-9347

SUGGESTED CITATION

U.S. Bureau of the Census. *U.S. Census of Housing: 1960. Vol. III, City Blocks.*
Series HC(3), No. 403.
U.S. Government Printing Office, Washington, D.C., 1961.

For sale by the Superintendent of Documents, U.S. Government Printing Office, Washington 25, D.C.
or any of the Field Offices of the Department of Commerce — Price 40 cents.

Table 1.—CHARACTERISTICS OF HOUSING UNITS, FOR THE CITY: 1960

Subject	Number	Percent	Subject	Number	Percent
All housing units	69,105	100.0	Occupied housing units—Con.		
CONDITION AND PLUMBING			COLOR		
Sound	56,326	81.5	White	42,496	63.8
With all plumbing facilities	51,705	74.8	Nonwhite	24,099	36.2
Lacking some or all facilities	4,621	6.7	PERSONS PER ROOM		
Deteriorating	9,782	14.2	1.00 or less	58,608	88.0
With all plumbing facilities	4,548	6.6	1.01 or more	7,987	12.0
Lacking some or all facilities	5,234	7.6	AVERAGE NUMBER OF ROOMS		
With flush toilet	4,828	7.0	Owner occupied	6.1	...
No flush toilet	406	0.6	Renter occupied	4.0	...
Dilapidated	2,997	4.3	VALUE AND RENT		
Occupied housing units	66,595	100.0	Average value	12,500	...
TENURE			Average contract rent	56	...
Owner occupied	31,822	47.8			
Renter occupied	34,773	52.2			

NOTE.—On the map for Richmond approximately 3,540 blocks are identified.

Table 2.—CHARACTERISTICS OF HOUSING UNITS, BY BLOCKS: 1960

["Total population" contains no persons in group quarters unless preceded by asterisk: one asterisk (*) denotes less than 10 percent; two asterisks (**), 10 percent or more]

Blocks within census tracts	Total population	All housing units by condition and plumbing								Occupied housing units								
		Total	Sound			Deteriorating			Dilapidated	Owner occupied			Renter occupied			Occupied by non-white	1.01 or more persons per room	
			Total	With all plumbing facilities	Lacking some or all facilities	Total	With all plumbing facilities	Lacking some or all facilities		Total	Average value (dollars)	Average number of rooms	Total	Average contract rent (dollars)	Average number of rooms			
E-1.....	**1666	91	73	63	10	10	4	6	...	8	88	56	1.7	25	6
7.....	**310	2
8.....	**8	1
15.....	**41	1
16.....	**14	3
18.....	1	1
19.....	4	2
20.....	**630	48	48	48	48	46	1.1	20	...
25.....	**81	1
27.....	4	3
37.....	**11	4
38.....	9	7	7	7	7	122	1.0	...	2
43.....	3	2
44.....	4	2
45.....	6	2
62.....	1	1
67.....	**529	1
70.....	9	9	9	9	9	26	1.0
73.....	2	1
E-2.....	*4467	1258	810	645	165	360	121	194	45	88	590	7000	5.4	598	37	4.2	1022	283
1.....	112	26	20	20	...	5	2	1	2	1	21	8500	5.4	5	35	4.8	26	4
2.....	42	12	5	4	1	2	1	1	...	5	5000	5.6	7	32	5.1	12	2	2
3.....	81	17	4	2	2	4	1	3	...	9	8	5500	6.8	9	25	5.2	17	5
5.....	34	12	9	9	...	2	2	1	11	6000	4.2	1	12	1
6.....	62	18	18	18	17	6500	4.1	17	5
8.....	31	7	3	3	...	2	1	1	...	2	4	3	7	2
10.....	22	8	2	...	2	6	2	5	23	3.8	7	2
11.....	12	4
12.....	23	7	2	...	2	5	4	5	2
14.....	107	34	30	30	...	4	4	16	8000	6.3	18	51	4.6	20	2
15.....	151	37	35	35	...	2	2	28	7500	5.4	9	48	4.1	34	8
16.....	123	33	33	33	21	7000	5.8	12	47	4.4	28	5
17.....	19	6	6	6	5	8000	4.6	1	6	1
18.....	82	22	19	19	...	3	3	17	7500	5.1	5	60	5.4	15	3
22.....	30	7	1	...	1	6	1	4	1	...	2	18	4.6	7	...	
23.....	2	1
26.....	41	9	3	2	1	4	4	2	6	7000	5.0	2	8	...
27.....	84	20	13	13	...	5	5	2	10	7500	4.8	10	46	4.3	20	8
28.....	26	8	4	4	...	4	3	1	6	10000	7.7	1	7	1
29.....	179	54	49	41	8	5	1	4	25	7500	6.0	24	48	4.5	44	8
30.....	102	24	23	23	...	1	1	19	7500	5.4	4	20	6
31.....	68	16	16	16	10	8500	5.5	5	72	5.0	15	4
32.....	38	13	13	13	8	7500	4.6	5	65	4.8	13	2
33.....	86	27	15	15	...	12	12	9	6500	5.2	14	40	4.8	9	7
34.....	129	32	25	25	...	7	7	11	6500	5.7	21	45	4.2	22	4
35.....	43	12	11	11	...	1	1	5	...	3.8	7	37	4.0	7	2
36.....	59	10	9	9	...	1	1	7	9500	7.1	3	9	3
37.....	**52	13	13	9	4	7	5000	5.3	6	42	4.2	9	3
38.....	37	17	17	8	9	6	3500	5.0	10	32	4.1	...	2
39.....	31	10	10	9	1	5	5000	5.8	5	43	4.8	1	1
40.....	63	14	4	4	...	3	2	1	5	5000	4.8	9	46	4.8	12	5

Table 2.—CHARACTERISTICS OF HOUSING UNITS, BY BLOCKS: 1960—Con.

["Total population" contains no persons in group quarters unless preceded by asterisk; one asterisk (*) denotes less than 10 percent; two asterisks (**), 10 percent or more]

Table with columns for housing units by condition and plumbing, and occupied housing units. Rows list blocks with census tracts (41 to 46) and (E-4, E-5). Columns include total population, sound/deteriorating/dilapidated units, owner/renter occupied, average value, and occupancy rates.

Table 2.—CHARACTERISTICS OF HOUSING UNITS, BY BLOCKS: 1960—Con.

["Total population" contains no persons in group quarters unless preceded by asterisk; one asterisk (*) denotes less than 10 percent; two asterisks (**), 10 percent or more]

Table with columns: Blocks within census tracts, Total population, All housing units by condition and plumbing (Sound, Deteriorating, Dilapidated), and Occupied housing units (Owner occupied, Renter occupied, Occupied by non-white). Rows include census tracts 20... through 95... and summary blocks E-6... and E-7... with detailed statistics for each.

Table 2.—CHARACTERISTICS OF HOUSING UNITS, BY BLOCKS: 1960—Con.

["Total population" contains no persons in group quarters unless preceded by asterisk: one asterisk (*) denotes less than 10 percent; two asterisks (**), 10 percent or more]

Blocks within census tracts	Total population	All housing units by condition and plumbing									Occupied housing units							
		Total	Sound			Deteriorating			Dilapidated	Owner occupied			Renter occupied			Occupied by non-white	1.01 or more persons per room	
			Total	With all plumbing facilities	Lacking some or all facilities	Total	With all plumbing facilities	Lacking some or all facilities		Total	Average value (dollars)	Average number of rooms	Total	Average contract rent (dollars)	Average number of rooms			
								With flush toilet										No flush toilet
99...	38	12	8	8	...	4	4	8	8000	5.4	3	1	
100...	34	10	5	...	5	3	...	3	...	2	8	32	5.9	8	1	
102...	50	12	8	2	6	3	...	3	...	1	5	4.8	7	20	4.9	11	3	
103...	3	12	1	...	1	1	...	10	3	3	...	
109...	53	13	3	2	1	4	2	2	2	6	4000	4.8	6	28	5.8	12	4	
110...	20	6	1	1	...	3	...	3	...	2	3	...	3	6	1	
111...	11	4	
112...	67	19	19	19	14	8500	5.8	5	...	5.4	...	2	
113...	13	5	5	4	1	2	1	1	
114...	11	4	
115...	8	3	
116...	13	4	
117...	36	11	5	2	3	6	6	8	4500	5.3	3	10	1	
118...	2	1	
122...	5	2	
123...	7	3	
E-10...	*1430	451	444	426	18	7	4	3	...	381	8000	5.3	60	60	4.7	...	29	
1...	14	5	5	5	4	1	
3...	111	39	38	36	2	1	1	31	7000	5.0	7	60	4.7	...	1	
4...	53	20	20	18	2	17	10000	5.6	3	
5...	57	19	19	19	17	8500	5.8	2	2	
6...	76	20	20	20	17	8000	5.1	2	2	
9...	79	22	22	22	20	9000	5.6	2	
10...	27	10	10	10	10	10000	5.8	
11...	61	19	19	19	17	8500	5.6	2	1	
12...	53	14	14	14	11	6500	5.5	3	4	
13...	26	8	8	8	7	8500	5.6	1	
14...	31	7	7	7	5	8500	6.0	1	2	
15...	46	15	15	15	13	7500	4.8	2	1	
16...	47	15	14	14	...	1	1	15	7500	5.5	
17...	54	15	15	15	11	8500	5.8	4	1	
18...	51	16	16	16	16	9500	5.4	1	
21...	60	20	20	20	17	9000	5.4	2	1	
22...	13	4	
23...	24	7	7	7	7	8500	5.3	
26...	40	14	14	14	10	6500	4.9	4	
27...	40	14	13	13	...	1	1	12	5500	5.2	1	1	
34...	7	1	
36...	3	1	
37...	67	19	19	17	2	14	7000	5.4	5	...	4.8	...	2	
38...	39	16	16	16	14	8000	4.9	1	
39...	17	7	7	7	6	7500	4.7	
40...	28	11	10	10	...	1	1	10	7000	4.4	1	1	
41...	53	18	18	18	17	7000	4.7	1	1	
42...	**24	5	5	4	1	5	9500	6.0	
46...	29	9	9	9	8	8000	5.0	1	
47...	26	7	7	7	6	9500	6.5	1	
49...	22	8	8	8	5	9000	4.6	3	1	
50...	6	2	
53...	39	10	9	6	3	1	6	4500	5.5	4	3	
54...	20	6	5	3	2	1	...	1	...	4	2	
55...	22	8	8	3	5	4	3	1	
58...	7	3	
59...	26	6	6	6	5	7500	5.6	1	1	
60...	32	11	10	10	...	1	...	1	...	10	6000	4.9	1	
E-11...	1163	396	359	356	3	37	31	5	1	300	8500	5.3	90	54	4.8	2	26	
1...	14	5	1	1	...	4	3	...	1	2	3	
4...	10	3	
5...	42	12	5	4	1	7	7	8	5000	4.9	4	1	2	
6...	67	22	6	6	...	16	12	4	...	10	5000	5.0	11	42	5.3	...	1	
9...	9	3	
10...	3	1	
11...	8	3	
12...	35	13	13	13	12	9000	5.1	1	1	
13...	16	6	...	6	6	13000	7.5	
14...	35	14	14	14	13	9000	5.3	1	
15...	14	7	7	7	6	8000	5.7	
16...	20	6	6	6	5	10000	5.8	1	
17...	50	15	15	15	14	10000	5.1	1	1	
18...	15	5	5	5	4	1	
19...	3	1	
20...	46	17	17	17	15	10000	5.5	2	1	
21...	24	9	9	9	8	9500	5.0	1	
22...	34	10	10	10	9	10500	6.3	1	1	
23...	28	10	10	10	7	9500	5.1	3	
25...	5	2	
26...	29	9	9	9	8	10500	5.8	1	1	
27...	47	15	15	15	13	7000	5.0	2	2	
28...	52	17	17	17	15	9000	5.7	2	
29...	7	3	
30...	7	3	
31...	6	3	
32...	2	1	
33...	46	18	18	18	15	9000	5.1	2	1	1	
34...	21	7	7	7	6	9000	5.3	1	

Table 2.—CHARACTERISTICS OF HOUSING UNITS, BY BLOCKS: 1960—Con.

["Total population" contains no persons in group quarters unless preceded by asterisk; one asterisk (*) denotes less than 10 percent; two asterisks (**), 10 percent or more]

Table with columns: Blocks within census tracts, Total population, All housing units by condition and plumbing (Total, Sound, Deteriorating, Dilapidated), Occupied housing units (Owner occupied, Renter occupied), Occupied by non-white, and Race of householders.

Table 2.—CHARACTERISTICS OF HOUSING UNITS, BY BLOCKS: 1960—Con.

["Total population" contains no persons in group quarters unless preceded by asterisk (*); one asterisk (*) denotes less than 10 percent; two asterisks (**), 10 percent or more]

Table with multiple columns: Blocks within census tracts, Total population, All housing units by condition and plumbing (Sound, Deteriorating, Dilapidated), Occupied housing units (Owner occupied, Renter occupied), and 1.01 or more persons per room. Rows include individual blocks (54-104) and group quarters (N-13, N-14, N-15).

Table 2.—CHARACTERISTICS OF HOUSING UNITS, BY BLOCKS: 1960—Con.

["Total population" contains no persons in group quarters unless preceded by asterisk: one asterisk (*) denotes less than 10 percent; two asterisks (**), 10 percent or more]

Table with columns for Blocks within census tracts, Total population, All housing units by condition and plumbing (Sound, Deteriorating, Dilapidated), and Occupied housing units (Owner occupied, Renter occupied). Rows list census tracts 29 through 25, grouped by N-17 and N-18.

Table 2.—CHARACTERISTICS OF HOUSING UNITS, BY BLOCKS: 1960—Con.

["Total population" contains no persons in group quarters unless preceded by asterisk; one asterisk (*) denotes less than 10 percent; two asterisks (**), 10 percent or more]

Table with columns for Blocks within census tracts, Total population, All housing units by condition and plumbing (Sound, Deteriorating, Dilapidated), and Occupied housing units (Owner occupied, Renter occupied, Occupied by non-white, 1,01 or more persons per room).

Table 2.—CHARACTERISTICS OF HOUSING UNITS, BY BLOCKS: 1960—Con.

[“Total population” contains no persons in group quarters unless preceded by asterisk; one asterisk (*) denotes less than 10 percent; two asterisks (**), 10 percent or more]

Blocks within census tracts	Total population	All housing units by condition and plumbing									Occupied housing units							
		Sound			Deteriorating			Dilapidated	Owner occupied			Renter occupied			Occupied by non-white	1.01 or more persons per room		
		Total	With all plumbing facilities	Lacking some or all facilities	Total	With all plumbing facilities	Lacking some or all facilities		Total	Average value (dollars)	Average number of rooms	Total	Average contract rent (dollars)	Average number of rooms				
																	With flush toilet	No flush toilet
18...	66	24	24	16	7500	4.2	8	71	3.3	...	4
19...	30	10	6	5	1	3	1	1	1	1	8	5500	4.4	2	10	1
20...	170	79	77	77	2	73	8000	3.4	5	54	3.6	...	3
22...	40	13	13	13	12	6500	4.2	1
23...	75	24	24	24	16	7500	4.3	7	67	4.1	...	2
24...	120	42	42	37	5	27	8000	5.0	14	68	3.2	...	1
25...	39	12	12	12	9	12000	5.6	3	2
26...	49	15	15	15	11	8500	5.9	4
27...	101	37	37	37	27	7500	3.5	10	84	3.0	...	9
28...	113	33	29	29	...	3	2	1	...	1	29	9000	5.4	4	2	2
29...	14	6	6	6	5	10500	5.6	1
30...	44	12	12	12	7	9000	5.3	5	82	4.8
34...	7	1
38...	136	36	36	36	32	10000	4.9	4	6	...
39...	77	20	20	20	14	10500	5.3	5	...	5.0	...	3
40...	145	43	43	43	33	9500	5.2	10	75	4.7	...	4
41...	12	3
42...	12	4
44...	17	5	5	5	4	1	1
45...	15	4
46...	33	13	12	12	...	1	1	8	7500	5.1	5	...	3.4
47...	**25	5	4	4	...	1	1	2	3
48...	59	18	17	17	...	1	1	17	8500	4.3	1	1
49...	31	8	8	8	7	9500	6.3	1
50...	21	6	6	6	4	2
51...	51	15	14	14	...	1	1	14	7000	5.0	1	2
52...	65	19	19	19	15	8000	5.0	4	2
53...	45	15	9	9	...	5	3	2	...	1	12	9000	5.3	3	9	1
54...	23	5	4	4	...	1	1	4	1	1
55...	59	15	10	9	1	4	3	1	...	1	10	5500	5.0	5	60	4.4	...	3
56...	66	15	10	10	...	1	...	1	...	4	11	6000	4.8	4	6
57...	58	17	13	10	3	2	2	2	12	8000	5.2	5	44	4.2	12	4
58...	21	6	6	6	6	7500	4.8	1	1
59...	1	1
60...	35	12	12	12
61...	525	154	154	152	2	12	66	4.1
65...	89	32	32	32	5	7000	4.4	143	69	4.0	2	30
68...	142	52	52	52	32	65	4.0	3
69...	30	10	10	10	10	8000	4.3	50	67	4.0	...	5
70...	57	18	18	18	16	8500	4.8	2	1
72...	31	9	9	9	4	5	...	4.8
73...	304	82	81	81	...	1	1	68	9000	5.1	14	72	4.5	...	11
74...	60	16	16	16	14	7500	5.1	2
75...	120	32	32	32	28	7000	4.3	4	8
76...	120	39	39	39	30	8500	4.9	7	70	4.3	...	4
S-9.....	1613	432	379	377	2	48	36	7	5	5	322	7500	4.7	99	59	4.5	42	80
5...	26	11	8	8	...	2	2	3	8	54	4.8
6...	104	26	18	18	...	7	4	3	...	1	14	6500	5.4	11	49	4.6	1	6
7...	75	20	14	14	...	6	6	9	7500	5.2	11	56	4.5	...	3
12...	51	16	14	14	...	2	2	6	5500	4.7	9	57	4.3	...	1
13...	6	2
14...	4	2
15...	8	1
16...	21	9	9	9	6	5000	4.8	3
17...	33	6	6	6	6	9000	5.0	3
18...	51	16	13	12	1	3	3	10	6500	5.4	4	2
20...	16	6	6	6	4	1	1
21...	60	15	14	14	...	1	1	12	8000	5.6	3	1
22...	68	15	12	12	...	3	3	14	6000	5.1	1	5
23...	43	11	7	7	...	4	2	2	9	5500	5.7	2	7	2
24...	56	7	4	4	3	6	5500	5.5	1	6
27...	19	5	3	3	...	2	...	2	2	3	2
28...	3	1
32...	17	4
34...	6	2
36...	3	1
38...	2	1
42...	70	20	18	18	...	2	17	7500	4.4	3	20	4
43...	80	20	15	15	...	5	3	2	11	6500	4.6	8	53	4.8	12	4
44...	120	35	35	35	29	8000	4.2	5	66	4.0	...	6
45...	163	41	41	41	37	8500	4.5	4	8	8
46...	130	35	35	35	30	9000	4.6	5	75	4.6	...	5
47...	41	13	13	13	12	7500	4.1	3	3
48...	64	17	17	17	14	7500	4.2	3	3
49...	70	18	18	18	16	8500	5.0	1	2
50...	68	20	20	20	18	7500	4.2	2	1	3
51...	30	8	7	7	...	1	1	6	6500	4.5	1	1	2
52...	17	6	6	6	6	7500	4.0
53...	49	14	14	14	9	7500	4.0	5	65	4.2	...	3
54...	6	2
55...	33	6	6	6	6	9500	5.8	3
W-1.....	52	45	45	29	16	1	44	92	1.0	...	2
7...	25	24	24	8	16	24	69	1.0
8...	22	20	20	20	20	115	1.1	...	2

City Block Characteristics

Table 2.—CHARACTERISTICS OF HOUSING UNITS, BY BLOCKS: 1960—Con.

["Total population" contains no persons in group quarters unless preceded by asterisk; one asterisk (*) denotes less than 10 percent; two asterisks (**), 10 percent or more]

Blocks within census tracts	Total population	All housing units by condition and plumbing									Occupied housing units									
		Total	Sound			Deteriorating			Dilapidated	Owner occupied			Renter occupied			Occu- pied by non- white	1.01 or more per- sons per room			
			Total	With all plumb- ing faci- lities	Lack- ing some or all faci- lities	Total	With all plumb- ing faci- lities	Lack- ing some or all faci- lities		Total	Average value (dollars)	Average num- ber of rooms	Total	Average con- tract rent (dollars)	Average num- ber of rooms					
13...	5	1
W-2.....	**946	391	98	77	21	124	60	62	2	169	33	7500	5.4	317	47	2.8	70	71	3	3
6...	41	38	4	4	...	34	15	19	27	46	2.0
8...	17	4
9...	21	14	14	14	14	83	1.2
10...	23	16	15	15	...	1	...	1	1	14	86	2.4
11...	25	26	21	20	1	5	3	1	1	...	1	22	56	2.0
13...	77	26	2	2	...	14	13	1	...	10	24	51	3.3	11	6
14...	20	21	20	20	...	1	1	3	20	35	2.0
15...	**45	12	6	6	...	6	3	3	11	43	2.5
17...	7	4
18...	72	31	13	13	...	11	5	6	...	7	2	24	46	3.7	2
19...	7	4
20...	77	26	1	1	...	7	3	4	...	18	5	6.6	21	30	2.8	23	6	4
21...	52	20	20	1	...	19	21	2.1	20	4	...
22...	**153	41	29	5	23	1	12	4	...	31	68	2.6	7	17	17
23...	34	9	1	1	...	8	8	5	1	...	7	37	6.0	...	6
24...	41	17	17	16	31	2.9	5	5
27...	98	34	1	1	33	1	...	30	47	2.8	13
31...	77	26	1	1	25	9	3500	4.8	14	24	4.9
32...	36	17	1	...	1	...	16	6	3500	4.5	8	25	4.1	3
36...	23	5	5	1	4
W-3.....	**2969	587	418	355	63	128	22	106	...	41	43	14000	6.5	493	69	2.7	95	75
2...	5	5	4	4	...	1	1	2	1
3...	19	24	24	...	24	16	26	1.8	1
4...	**61	7	7	7	2	5	80	9.8
5...	**43	20	20	20	2	18	65	3.1	1
6...	109	76	76	76	4	69	104	2.3	1	3
7...	**78	43	41	14	27	2	41	42	1.9
8...	41	30	23	7	3	3	1	2	1	31	56	2.6	2	2
9...	**104	32	28	25	3	3	...	3	4	26	49	3.1	2
10...	92	64	64	61	3	64	63	73	1.4	11
11...	93	74	74	73	1	3	71	102	1.4	7
12...	**90	29	22	22	...	5	5	2	5	20	63	3.6	6
14...	62	16	8	4	4	7	15	37	3.3	15	8
15...	92	23	12	8	4	9	3	6	...	2	23	43	4.7	15	5
16...	**73	23	17	17	...	6	3	3	2	17	48	5.1	3
17...	**63	26	4	...	4	13	1	12	...	9	4	16	34	3.9	20	5
18...	**21	5	3	...	3	2	...	2	4	4	1
19...	58	18	16	...	16	...	2	13	37	3.9	13	6
20...	67	16	1	...	1	13	4	9	...	2	2	11	38	3.9	12	5
21...	28	12	4	1	3	6	2	4	...	2	1	9	25	4.6
22...	16	5	5	...	5	1	3	1
23...	5	3
24...	12	3
25...	5	3
26...	23	10	2	...	2	6	...	6	...	2	2	6	32	3.7	8	1
27...	**1650
29...	59	17	1	...	1	16	7	3500	4.1	7	19	3.6	7
W-4.....	**4713	1385	864	668	196	320	108	202	10	201	500	5000	5.6	814	39	4.5	425	249
1...	92	25	5	5	20	3	21	62	4.6	5
2...	179	50	42	38	4	8	9	5000	4.9	40	44	4.3	15
3...	121	41	32	25	7	6	2	4	...	3	13	5500	6.5	24	36	5.2	1
4...	76	27	16	11	5	10	2	7	1	1	4	22	40	5.1	2
5...	146	39	19	13	6	20	8	12	19	4500	6.2	19	35	4.2	8
6...	110	28	7	6	1	5	...	5	...	16	15	4500	5.7	13	33	3.5	9
7...	*108	25	8	7	1	8	2	5	1	9	12	4500	5.8	11	43	4.2	8
8...	144	38	22	16	6	13	4	9	...	3	23	4000	5.3	12	45	3.5	8
9...	23	8	1	...	1	6	1	5	...	1	5	35	4.6	1
10...	107	26	26	26	25	44	5.7	4
11...	87	27	18	9	9	7	3	4	...	2	3	18	35	5.6	3
12...	135	33	15	15	...	11	6	5	...	9	9	3500	5.4	23	38	5.0	7
13...	197	52	11	6	5	7	2	5	...	34	17	4000	5.4	33	54	5.0	14
14...	175	60	13	12	1	8	2	6	...	39	13	4500	5.7	44	30	4.0	10
15...	181	54	32	29	3	9	4	4	1	13	11	4000	5.6	40	38	4.5	10
16...	200	53	23	21	2	13	8	4	1	17	15	4000	5.8	37	34	4.4	13
17...	144	52	37	27	10	10	2	8	...	5	19	4000	5.4	29	33	4.4	5
18...	83	30	18	14	4	10	3	7	...	2	12	4500	5.9	16	55	3.4	8
20...	68	18	6	5	1	12	5	7	...	3	15	36	3.7	18	2
21...	231	84	79	63	16	5	1	4	53	6500	5.5	25	41	4.2	78	10
22...	199	53	52	43	9	1	1	25	8000	6.0	28	48	3.8	53	11
23...	133	29	23	20	3	6	1	5	11	4500	5.1	17	74	4.8	28	9
24...	213	63	41	26	15	22	2	20	26	6000	5.3	36	34	4.1	61	13
25...	79	22	16	10	6	6	1	5	15	4500	5.3	6	38	5.0	21	5
29...	41	11	3	1	2	8	1	7	1	10	32	4.6	9	2</

Table 2.—CHARACTERISTICS OF HOUSING UNITS, BY BLOCKS: 1960—Con.

["Total population" contains no persons in group quarters unless preceded by asterisk (*) one asterisk (*) denotes less than 10 percent; two asterisks (**), 10 percent or more]

Blocks within census tracts	Total population	All housing units by condition and plumbing									Occupied housing units							
		Total	Sound			Deteriorating			Dilapidated	Owner occupied				Renter occupied				
			Total	With all plumbing facilities	Lacking some or all facilities	Total	With all plumbing facilities	Lacking some or all facilities		Total	Average value (dollars)	Average number of rooms	Total	Average contract rent (dollars)	Average number of rooms	Occupied by non-white	1.01 or more persons per room	
																		With flush toilet
38...	111	37	17	13	4	19	7	7	5	1	15	4000	4.9	20	32	4.6	...	3
42...	9	3
46...	321	96	58	48	10	30	11	19	...	8	39	3500	5.5	50	36	4.4	4	17
47...	63	20	18	11	7	1	...	1	...	1	10	5000	4.1	10	42	4.4	20	4
48...	14	4
W-5.....	**2200	628	371	280	91	225	109	116	...	32	171	6000	6.1	424	42	4.0	429	117
1...	117	39	15	15	...	19	6	13	...	5	8	6000	7.0	30	67	3.4	...	8
2...	13	6	3	3	...	1	...	1	...	2	1	4
3...	**104	38	26	16	10	12	11	1	5	7500	5.0	32	54	3.6	...	6
4...	**125
5...	*153	48	19	18	1	26	22	4	...	3	6	5500	6.3	39	46	4.4	...	5
6...	131	31	11	11	...	12	7	5	...	8	18	6000	6.6	13	36	4.1	22	5
7...	27	8	4	3	1	...	4	1	6	40	4.2	5	2
8...	72	26	15	9	6	11	10	1	5	6000	6.2	19	40	4.0	21	5
9...	133	34	12	12	...	18	13	5	...	4	10	6000	7.1	23	42	4.2	23	7
10...	159	58	15	14	1	42	26	16	...	1	11	6000	6.0	42	42	4.2	36	9
11...	313	99	87	53	34	11	3	8	...	1	20	6000	5.5	77	35	3.8	97	19
12...	141	44	32	22	10	11	2	9	...	1	18	5500	5.2	23	35	3.5	41	11
13...	*118	32	18	12	6	14	...	14	7	6000	6.3	21	40	3.7	28	7
14...	252	79	51	39	12	25	...	25	...	3	29	5500	6.4	44	35	3.7	73	12
15...	*271	67	52	44	8	15	6	9	25	6000	6.2	40	40	4.6	65	15
16...	71	19	15	12	3	4	...	4	7	6000	5.3	11	38	3.7	18	6
W-6.....	**3934	1616	1037	932	105	513	260	252	1	66	129	15000	6.2	1328	74	3.2	30	188
1...	**67	27	19	19	...	8	6	2	2	25	54	2.7	...	5
2...	**83	29	5	5	...	24	17	6	1	...	1	23	62	2.7	1	6
3...	**93	35	11	11	...	24	11	13	35	57	2.5	...	6
4...	41	27	20	19	1	7	1	6	1	23	62	2.9	1	2
5...	5	5	2	2	...	3	2
6...	**136	61	10	9	1	51	20	31	5	...	8.8	33	60	2.8	...	15
7...	*136	58	29	21	8	29	11	18	3	48	63	2.4	...	13
8...	**314	127	126	121	5	1	...	1	7	...	3.6	118	97	2.9	...	2
9...	210	124	64	60	4	21	6	15	...	39	111	85	2.5	...	19
10...	**155	38	29	22	7	9	8	1	1	33	64	2.4	...	10
11...	90	64	64	3	59	164	5.2
12...	**119	36	17	16	1	17	6	11	...	2	23	57	2.7	1	8
13...	**111	47	28	28	...	19	19	5	23000	4.6	36	66	3.0	...	1
14...	77	36	14	10	4	22	14	8	3	26	68	3.2	...	5
15...	72	48	16	7	9	30	30	2	40	70	2.8	...	1
16...	127	78	64	64	...	5	5	9	1	71	60	2.6	...	5
17...	17	9	2	2	...	7	7	9	76	2.6
18...	**362	79	79	76	3	74	114	4.5
19...	**260	68	68	65	3	10	19500	6.8	52	84	3.1	...	1
22...	117	71	69	59	10	2	1	1	8	16500	9.0	59	64	3.0	...	5
23...	160	81	73	70	3	8	5	3	19	15500	5.1	54	85	3.4	...	7
24...	7	2
25...	47	22	15	15	...	7	4	3	3	19	66	3.5	...	1
26...	214	109	76	73	3	33	8	25	10	10000	5.7	95	52	3.2	...	10
27...	212	104	58	47	11	34	15	19	...	12	9	11000	5.0	80	73	3.0	1	16
29...	174	46	23	13	10	23	16	7	5	...	6.0	36	43	4.1	20	15
30...	106	38	18	6	12	20	8	12	4	30	46	4.0	1	5
31...	129	46	14	13	1	32	14	18	7	7500	7.0	34	41	3.9	4	8
32...	195	57	6	5	1	51	18	33	6	7500	7.2	46	39	4.4	...	17
33...	66	31	10	5	5	21	6	15	5	...	4.2	21	35	3.4	1	3
34...	32	13	6	3	3	5	2	3	...	2	11	46	4.8	...	2
W-7.....	*5592	1691	1167	1057	110	375	89	280	6	149	905	7000	5.1	725	37	3.6	1620	312
1...	233	76	59	54	5	15	6	9	...	2	42	6500	5.9	32	40	4.3	74	10
2...	284	75	62	53	9	13	4	9	30	5500	5.8	45	43	3.9	75	19
3...	192	73	7	6	1	64	...	64	...	2	6	5500	6.2	62	27	3.2	68	14
4...	89	21	15	12	3	6	4	2	13	6000	5.5	7	47	4.0	20	6
5...	91	28	20	16	4	6	...	6	...	2	9	6000	5.2	19	37	3.7	28	7
6...	146	37	11	8	3	13	2	11	...	13	14	4500	5.1	23	32	4.1	37	10
7...	270	92	67	51	16	20	1	19	...	5	19	5500	3.9	72	40	3.4	91	20
8...	188	63	24	18	6	38	2	36	...	1	20	4000	4.6	42	28	3.2	62	17
9...	162	56	39	29	10	17	1	16	31	5500	5.0	25	31	3.4	56	10
10...	64	19	10	8	2	7	2	5	...	2	10	4000	4.0	9	47	3.8	19	5
11...	100	34	18	13	5	6	...	6	...	10	8	6500	6.0	22	30	3.2	30	9
12...	43	16	16	16	6	9000	5.2	10	52	4.5	15	...
13...	178	53	52	50	2	1	1	3	21	7000	4.9	31	35	3.3	52	11
14...	145	58	13	12	1	15	3	12	...	30	17	5500	4.9	26	28	3.1	43	14
15...	212	85	26	16	10	30	6	22	2	29	25	5000	4.6	53	32	3.1	78	12
16...	285	91	39	23	16	35	5	26	4	17	24	4000	4.1	61	38	3.4	85	24
17...	36	11	8	7	1	2	...	2	...	1	9	7000	4.1	2	11	3
18...	**64	18	12	11	1	5	...	5	...	1	13	7500	4.7	5	41	3.8	18	3
19...	145	49	47	46	1	2	...	2	41	6000	4.1	8	41	4.0	48	6
20...	129	38	38	38	30	6000	4.4	8	52	3.9	37	8
21...	98	30	18	18	...	7	...	2	...	5	14	6500	4.7	15	36	3.0	29	8
22...	*85	29	2	2	...	14	...	14	...	13	24	34	3.4	24	9
23...	159	42	36	33	3	5	...	5	...	1	29	5500	4.4	13	39	3.8	42	10
24...	75	20	16	15	1	1	...	1	...	3	10	4500	4.8	9	30	4.0	19	4
25...	43	10	7	6	1	1	...	1	...	2	8	5500	5.0	2	10	3
26...	52	19	12	9	3	5	1	4	...	2	6	4500	4.7	7	41	3.7	13	4
27...	89	25	23	20	3	1	...	1	...	1	18	5500	4.8	7	44	4.3	24	7
28...	130	35	19	19	...	9	7	2	...	7	20	6000	4.8	15	40	3.8	35	9

City Block Characteristics

Table 2.—CHARACTERISTICS OF HOUSING UNITS, BY BLOCKS: 1960—Con.

["Total population" contains no persons in group quarters unless preceded by asterisk (*) one asterisk (*) denotes less than 10 percent; two asterisks (**), 10 percent or more]

Blocks within census tracts	Total population	All housing units by condition and plumbing								Occupied housing units								
		Total	Sound			Deteriorating			Dilapidated	Owner occupied			Renter occupied			Occupied by non-white	1.01 or more persons per room	
			Total	With all plumbing facilities	Lacking some or all facilities	Total	With all plumbing facilities	Lacking some or all facilities		Total	Average value (dollars)	Average number of rooms	Total	Average contract rent (dollars)	Average number of rooms			
29...	65	17	17	15	2	8	7000	5.8	9	40	4.9	16	4
30...	41	14	14	14	8	13500	5.9	6	59	4.8	13	...
31...	**86	17	17	17	11	9000	6.2	6	44	3.8	17	2
32...	**111	4
35...	50	16	16	16	15	9000	5.5	1	16	...
36...	58	22	22	22	20	10500	5.8	2	21	...
37...	20	4
39...	43	11	10	10	...	1	1	10	8500	5.1	1	11	2
40...	40	12	12	12	12	8000	5.0	12	1
41...	19	7	7	7	7	10000	5.3	7	...
42...	44	12	12	12	12	10000	5.7	12	2
43...	55	15	15	15	...	1	1	15	8500	5.1	1	16	2
44...	51	15	14	14	...	1	1	15	8500	5.1	15	1
45...	37	14	13	13	...	1	1	13	8500	5.0	1	13	...
46...	48	16	16	16	14	8500	5.2	2	16	...
48...	45	14	12	12	...	2	2	7	9500	5.9	4	11	2
49...	53	16	16	16	14	8500	5.2	2	16	...
50...	61	17	16	16	16	7500	5.1	16	3
51...	36	12	11	11	...	1	1	10	8000	5.0	2	12	2
52...	58	16	14	14	...	2	2	15	8000	5.4	1	16	...
53...	70	16	14	14	...	2	2	15	7500	5.3	1	16	4
55...	60	17	16	16	...	1	1	16	8000	5.1	1	17	3
56...	61	15	12	12	...	3	3	14	9000	5.6	1	15	...
57...	36	8	4	4	...	4	4	2	6	49	3.5	8	2
59...	2	1
60...	5	2
61...	18	5	5	5	4	3	1
62...	2	1
63...	4	1
64...	18	5	5	5	5	15500	5.6	5	...
66...	121	39	38	37	1	1	...	1	26	8000	5.6	13	56	4.5	39	3
67...	63	21	18	18	...	3	3	19	8000	4.9	2	21	2
68...	86	21	18	18	...	3	3	20	8500	5.2	1	21	2
69...	76	22	19	19	...	3	3	20	8500	5.1	2	22	1
70...	117	31	25	25	...	6	6	29	8500	5.3	2	31	2
71...	45	11	10	10	...	1	1	11	8000	5.0	11	2
W-8.....	*2617	803	708	497	211	93	23	68	2	2	228	6000	5.4	540	43	4.0	569	148
1...	91	35	34	21	13	1	1	1	5	7500	6.6	26	48	4.5	...	5
2...	31	11	10	9	1	1	1	1	4	6	57	5.5
3...	115	39	38	38	...	1	1	24	9000	6.3	13	70	5.5
4...	94	31	28	23	5	3	1	2	13	6500	5.6	15	44	4.8	...	3
5...	114	38	28	25	3	10	5	4	1	...	10	7000	5.4	24	39	3.9	6	5
6...	68	20	20	19	1	20	41	4.2	8	3
7...	159	44	42	35	7	2	2	2	6	7000	7.2	35	81	4.3	10	12
8...	*139	38	33	20	13	5	1	4	11	5500	6.0	27	41	4.4	28	3
9...	143	46	39	23	16	7	4	3	8	6000	5.8	35	41	4.3	32	6
10...	137	39	37	16	21	2	1	1	5	7500	5.8	33	37	3.7	38	10
11...	*106	37	35	24	11	2	1	1	13	5500	5.5	22	46	4.1	35	5
12...	**90	21	21	15	6	9	5500	5.4	12	62	3.5	21	4
13...	*118	69	27	16	11	41	1	40	...	1	7	6000	5.6	61	31	2.9	68	18
14...	79	25	24	15	9	1	8	5500	4.9	16	38	3.8	24	7
15...	77	24	22	20	2	2	2	1	19	6000	4.8	4	23	3
16...	118	37	33	16	17	4	1	3	9	5500	5.1	24	34	3.7	33	11
17...	**249	58	56	37	19	2	1	1	16	5500	5.4	42	37	4.3	58	15
18...	186	58	58	43	15	27	5500	5.2	30	35	3.9	56	10
19...	2	2
20...	58	19	16	6	10	3	1	2	7	6500	4.6	11	42	4.0	18	5
21...	225	77	73	50	23	4	...	4	10	5000	4.0	65	41	3.7	75	14
22...	118	35	32	25	7	3	1	2	17	5000	4.5	18	39	4.1	35	9
W-9.....	**4762	2188	2073	1818	255	100	61	39	...	15	416	17000	7.3	1612	70	3.5	2	104
1...	**45	7	7	3	4	5	...	3.0	...	2
2...	*200	116	115	115	...	1	...	1	4	109	63	4.0	1	...
3...	**217	73	71	50	21	2	1	1	12	16500	6.4	57	70	3.4	1	7
4...	**448	239	239	198	41	15	19000	7.7	207	78	3.1	...	6
5...	*395	242	242	229	13	9	13000	6.7	226	67	3.6	...	7
6...	**263	160	159	126	33	1	1	8	...	7.1	120	81	2.9	...	16
7...	68	39	39	39	4	33	75	2.7	...	4
8...	**174	44	44	42	2	21	19000	8.4	22	75	4.2	...	1
9...	**140	44	44	44	11	15000	8.5	31	61	3.1
11...	**208	101	99	80	19	2	2	30	25000	8.3	65	66	2.6	...	5
13...	106	51	48	38	10	3	3	27	22000	7.1	17	62	4.5
14...	83	39	39	37	2	16	17000	7.1	21	82	4.9
16...	100	49	49	49	25	20000	8.2	20	83	4.6
17...	175	64	64	63	1	37	16500	7.9	27	74	5.0
18...	94	48	48	48	10	15000	7.7	34	73	3.5	...	1
19...	**148	80	80	69	11	8	...	6.5	67	76	3.4	...	1
20...	31	15	14	14	...	1	1	6	15500	8.3	9	61	3.0
21...	**129	38	38	37	1	14	16000	8.1	23	78	4.3
22...	**153	60	59	49	10	1	1	29	17000	7.8	30	67	3.5
23...	**224	99	99	93	6	12	28000	7.7	81	80	4.5	...	2
24...	*189	91	74	52	22	3	1	2	13	14500	7.6	69	62	3.2
25...	144	71	71	59	12	22	10500	6.5	44	58	3.7
26...	**223	64	48	41	7	16	14	2	11	...	4.5	47	63	3.4
27...	*181	71	66	55	11	4	3	1	26	9500	6.7	40	57	3.5	...	2

Table 2.—CHARACTERISTICS OF HOUSING UNITS, BY BLOCKS: 1960—Con.

["Total population" contains no persons in group quarters unless preceded by asterisk; one asterisk (*) denotes less than 10 percent; two asterisks (**), 10 percent or more]

Blocks within census tracts	Total population	All housing units by condition and plumbing								Occupied housing units								
		Sound			Deteriorating			Dilapidated	Owner occupied			Renter occupied			Occupied by non-white	1.01 or more persons per room		
		Total	With all plumbing facilities	Lacking some or all facilities	Total	With all plumbing facilities	Lacking some or all facilities		Total	Average value (dollars)	Average number of rooms	Total	Average contract rent (dollars)	Average number of rooms				
							With flush toilet										No flush toilet	
Total																		
28...	*254	115	96	89	7	19	11	8	20	9000	6.2	89	63	3.7	...	7
29...	184	86	57	42	15	29	14	15	15	14000	6.3	60	57	3.3	...	16
30...	*189	82	64	57	7	18	9	9	11	13000	6.6	59	64	2.9	...	14
W-10.....	*3488	1061	1028	1017	11	28	21	7	...	5	498	10000	6.7	529	56	4.3	712	115
1...	186	52	43	43	...	9	9	34	6500	6.0	16	43	4.9	50	7
2...	144	36	29	28	1	5	4	1	...	2	19	7500	6.5	16	39	4.0	35	10
3...	158	45	40	40	...	5	3	2	13	7000	6.0	31	39	3.9	44	10
4...	166	51	51	50	1	9	8500	6.1	40	41	4.0	39	9
7...	101	37	37	37	16	8000	5.9	19	57	5.1	...	2
8...	129	64	64	64	12	11000	7.0	51	69	4.1	...	2
9...	96	48	48	48	3	43	71	3.7	...	2
10...	103	46	46	46	16	8000	5.9	27	58	3.2	...	2
11...	10	6	6	3	5	112	3.4
12...	56	19	19	19	15	40	4.5	1	5
13...	106	32	32	32	10	10000	6.2	22	48	4.6	32	3
14...	148	35	34	33	1	1	1	13	7000	6.1	22	39	4.2	32	10
16...	72	24	24	24	4	20	42	3.9	24	3
17...	148	44	42	42	...	2	2	9	10000	6.2	35	45	3.8	44	8
18...	*114	27	27	27	24	10000	6.9	2	26	2
19...	127	27	23	20	3	3	1	2	...	1	15	10500	7.2	12	51	4.5	26	6
20...	89	27	27	27	24	9500	6.3	2	23	3
21...	97	28	28	28	20	13500	7.4	8	62	5.0	27	...
22...	225	80	80	80	21	12500	7.3	52	72	4.6	23	6
23...	128	31	30	30	1	30	11500	7.3	1	31	1
24...	121	29	29	29	28	10500	6.8	1	25	2
25...	147	32	32	32	32	10000	6.9	32	2
26...	154	51	51	51	19	7500	5.8	30	50	3.8	48	6
27...	89	22	22	22	15	7500	5.7	7	60	5.3	20	4
28...	*152	35	35	35	23	11500	7.0	12	54	5.3	34	5
29...	**74	21	20	20	...	1	1	15	14000	7.3	6	72	4.8	21	2
30...	61	18	18	18	18	14000	8.1	15	...
31...	125	41	41	41	14	15500	8.1	24	78	5.8	15	2
32...	83	29	28	27	1	1	25	10500	7.4	4	34	...
33...	79	24	22	21	1	2	...	2	17	12500	6.5	6	55	4.5	21	2
W-11.....	*3459	1147	970	957	13	176	165	11	...	1	225	8000	6.1	878	50	4.3	284	141
1...	137	55	55	55	20	7000	5.6	31	54	4.1	1	2
2...	176	56	56	56	14	7500	6.7	40	53	4.7	...	8
3...	*168	53	53	53	8	10000	5.8	45	54	4.7	...	6
4...	203	60	60	58	2	18	8000	5.7	41	61	4.9	1	6
5...	198	61	61	60	1	14	7500	6.5	46	51	4.3	...	6
6...	160	55	29	29	...	26	20	6	9	8000	6.8	42	48	4.4	1	7
7...	134	46	36	34	2	10	10	12	9000	5.8	33	54	4.4	...	3
8...	*175	69	69	69	8	...	8.4	58	62	5.1
9...	126	56	51	49	2	5	5	11	14000	8.9	42	63	3.7	...	2
10...	126	41	35	35	...	6	6	14	6500	6.1	24	51	4.2	...	3
11...	174	62	52	52	...	10	10	5	...	4.4	53	42	4.2	...	7
12...	*224	59	54	54	...	5	4	1	14	5300	5.8	44	45	4.9	...	11
13...	170	45	38	36	2	7	7	12	5500	5.6	32	48	4.5	14	12
14...	165	45	38	36	2	7	7	7	6000	5.1	38	45	4.4	30	8
15...	170	47	28	28	...	19	18	1	11	6500	5.8	31	46	4.5	27	12
16...	175	55	40	39	1	15	13	2	4	47	46	4.1	36	11
17...	149	53	35	35	...	18	18	10	7500	5.9	42	38	3.9	52	6
18...	127	46	23	23	...	23	23	7	7000	6.0	38	36	3.3	45	7
19...	147	46	38	37	1	8	8	6	7000	6.2	40	41	4.3	46	9
20...	149	48	39	39	...	8	7	1	...	1	6	7500	5.7	40	38	4.1	30	9
23...	109	41	32	32	...	9	9	10	6500	5.6	28	56	4.4	1	5
24...	97	48	48	48	5	...	6.8	43	67	4.1	...	1
W-12.....	*4327	1761	1614	1512	102	144	128	16	...	3	541	14500	6.9	1173	69	4.2	2	56
1...	105	46	46	36	10	24	20000	7.8	22	80	4.2	...	1
2...	127	61	61	49	12	35	20000	7.5	26	71	4.1
3...	101	48	48	41	7	30	17000	7.1	17	63	3.7
4...	170	69	69	57	12	21	15500	6.1	48	68	4.0	...	2
5...	*160	62	62	49	13	7	13500	6.3	40	60	3.7	...	1
6...	*122	34	15	14	1	19	19	26	...	4.7	26	63	4.4	...	2
7...	153	48	33	33	...	15	15	18	13500	7.5	21	67	5.7	...	1
8...	*162	57	29	29	...	27	23	4	...	1	16	12000	6.4	39	65	4.4	1	2
9...	168	85	70	70	...	15	15	12	14500	6.5	71	70	4.0	1	...
10...	201	93	86	86	...	7	7	5	...	6.6	88	70	4.8	...	1
11...	*225	103	96	96	...	7	7	10	...	7.7	93	68	4.1	...	2
12...	165	87	48	47	1	38	30	8	9	...	6.0	77	65	3.1	...	5
13...	110	48	43	37	6	5	4	1	13	15000	6.8	32	74	3.8	...	2
14...	192	70	69	67	2	1	1	19	11000	7.1	48	65	4.7
15...	166	60	59	57	2	1	1	20	13500	6.4	38	63	4.8	...	3
16...	132	60	59	50	9	1	1	17	15000	6.1	41	56	4.3	...	2
17...	108	48	48	48	21	14500	7.5	25	104	4.0	...	1
18...	*170	72	72	67	5	14	14000	6.4	54	84	3.7	...	4
19...	106	51	49	49	...	2	2	23	15500	7.0	22	67	4.2	...	2
20...	150	61	61	60	1	32	15500	7.2	28	71	4.1	...	1
21...	114	44	43	43	...	1	1	22	13500	7.4	22	95	4.1	...	2
22...	109	40	40	38	2	18	11000	6.2	19	63	4.6	...	6
23...	*153	55	55	50	5	22	11500	6.6	31	63	4.6	...	4
24...	170	67	67	67	21	10500	7.1	44	67	4.3	...	3

City Block Characteristics

Table 2.—CHARACTERISTICS OF HOUSING UNITS, BY BLOCKS: 1960—Con.

["Total population" contains no persons in group quarters unless preceded by asterisk: one asterisk (*) denotes less than 10 percent; two asterisks (**), 10 percent or more]

Table with columns: Blocks within census tracts, Total population, All housing units by condition and plumbing (Sound, Deteriorating, Dilapidated), Occupied housing units (Owner occupied, Renter occupied), Occupied by non-white, 1.01 or more persons per room.

Table 2.—CHARACTERISTICS OF HOUSING UNITS, BY BLOCKS: 1960—Con.

["Total population" contains no persons in group quarters unless preceded by asterisk; one asterisk (*) denotes less than 10 percent; two asterisks (**), 10 percent or more]

Blocks within census tracts	Total population	All housing units by condition and plumbing								Occupied housing units								
		Total	Sound			Deteriorating			Dilapidated	Owner occupied			Renter occupied			Occupied by non-white	1.01 or more persons per room	
			Total	With all plumbing facilities	Lacking some or all facilities	Total	With all plumbing facilities	Lacking some or all facilities		Total	Average value (dollars)	Average number of rooms	Total	Average contract rent (dollars)	Average number of rooms			
								With flush toilet										No flush toilet
59...	71	23	23	23	22	21000	7.6	1	
62...	14	5	5	5	5	16000	6.6	
63...	2	1	1	1	
64...	64	19	19	19	17	24000	7.8	1	
68...	199	58	58	58	56	13500	6.1	2	1	
W-15...	**2895	1078	1077	1048	29	1	1	356	13000	6.7	698	69	4.2	1	27	
1...	186	87	87	87	12	14000	6.6	72	66	4.0	
2...	150	47	47	47	29	13500	6.4	18	82	4.6	...	2	
3...	202	82	82	82	16	14500	6.6	66	80	4.2	...	4	
4...	117	59	59	59	6	...	6.5	52	63	3.9	...	1	
5...	*152	63	63	60	3	23	15000	7.0	40	78	4.5	
7...	**11	
8...	176	62	62	62	23	12500	6.8	37	59	4.5	...	1	
9...	*180	72	72	72	1	68	53	3.9	...	5	
10...	*170	51	51	51	32	12000	7.3	18	71	4.9	...	1	
11...	117	61	61	61	18	12000	6.8	42	62	3.3	
12...	**191	33	33	33	28	15000	8.0	5	69	5.6	...	1	
13...	176	71	71	65	6	16	19000	6.9	54	76	4.2	...	2	
14...	77	30	30	28	2	8	15000	7.3	22	85	3.5	
15...	*130	41	41	41	24	11500	6.5	16	83	5.9	...	1	
16...	*185	74	73	67	6	1	1	35	11000	6.2	33	73	4.4	...	1	
17...	178	71	71	69	2	37	10000	5.7	30	62	4.6	...	1	
18...	151	55	55	52	3	16	10500	5.9	39	49	4.6	...	4	
19...	167	66	66	62	4	12	11000	7.0	53	61	4.3	...	2	
20...	**179	53	53	50	3	20	17000	8.0	33	84	4.5	...	1	
W-16...	**2322	896	896	884	12	185	15000	6.8	684	83	4.4	3	14	
3...	82	31	31	31	15	12000	7.1	15	52	5.3	
4...	49	17	17	17	5	12000	5.8	12	85	5.3	
5...	**48	14	14	14	3	11	68	4.4	...	1	
6...	*99	50	50	50	5	11000	6.6	44	85	4.1	
7...	**325	127	127	126	1	16	12000	6.5	109	108	5.3	...	1	
8...	110	60	60	60	1	59	78	4.4	
9...	173	70	70	70	17	14500	6.2	53	87	4.5	...	1	
10...	73	28	28	28	15	23000	8.2	12	74	4.5	
11...	67	46	46	46	7	18500	7.0	37	81	3.2	
12...	158	68	68	68	11	12500	6.9	55	79	4.1	...	1	
13...	**191	67	67	67	13	...	5.8	34	87	4.1	
14...	99	47	47	47	9	...	7.6	30	83	4.8	2	2	
15...	**184	62	62	62	2	51	92	4.8	1	...	
17...	29	12	12	10	2	9	...	5.9	10	65	4.7	...	5	
18...	183	71	71	71	14	13500	5.9	54	71	4.3	...	5	
19...	102	50	50	41	9	7	11500	8.0	43	63	3.0	...	2	
20...	173	54	54	54	22	14000	7.5	29	68	5.0	...	1	
21...	43	15	15	15	14	14000	6.5	1	
22...	**134	7	7	7	5	81	2.8	
W-17...	**3313	1201	1105	1096	9	94	90	4	2	616	11000	5.8	563	69	4.5	7	42	
1...	165	69	69	69	42	12000	6.0	25	81	4.0	...	1	
2...	*193	94	94	94	5	15500	5.0	85	89	3.8	1	1	
3...	**40	
4...	8	3	3	3	
5...	49	17	17	17	15	18500	6.5	1	
7...	26	8	8	4	...	2	2	2	...	6	1	
8...	33	14	14	14	9	14000	5.0	4	1	
9...	213	78	78	78	23	13000	6.9	55	79	4.7	...	1	
10...	148	47	47	47	24	14500	6.9	23	83	5.7	
11...	165	65	65	65	27	15000	6.2	37	72	4.9	1	1	
12...	74	21	21	21	15	13000	7.5	6	92	6.8	...	1	
13...	115	42	38	38	...	4	4	16	8500	7.1	26	47	4.2	...	2	
14...	180	68	41	41	...	27	27	8	13000	6.1	58	46	4.1	...	6	
15...	153	48	41	40	1	7	5	2	...	28	11000	6.3	19	63	4.3	...	3	
16...	16	5	5	5	5	11500	5.8	
17...	22	7	7	7	6	15000	5.7	1	
18...	53	21	21	21	20	14500	5.4	
19...	47	23	23	23	9	12500	4.8	12	125	5.0	
20...	41	15	15	15	11	13500	6.1	4	
21...	60	20	20	20	17	13500	6.3	1	
22...	89	37	29	29	...	8	8	6	...	5.3	30	62	4.0	...	2	
23...	169	57	22	22	...	35	35	11	9500	5.9	45	44	4.2	1	5	
24...	29	9	7	7	...	2	2	5	7000	4.8	4	1	
25...	74	28	28	28	17	8000	5.4	11	47	5.1	...	1	
26...	125	40	34	34	...	6	6	17	8500	5.7	23	86	5.5	1	2	
29...	69	25	24	24	...	1	1	18	8500	5.1	7	42	5.0	...	1	
30...	123	40	40	40	24	7500	5.8	16	70	5.4	...	4	
31...	62	22	22	21	1	16	6500	6.1	6	47	3.8	
32...	53	17	17	16	1	10	6000	5.3	7	63	4.4	...	1	
33...	106	40	40	37	3	29	7500	5.4	11	53	4.4	...	1	
34...	55	23	23	23	20	9500	5.1	3	
35...	59	22	22	22	22	10000	5.1	
36...	96	32	31	31	...	1	1	19	6500	4.9	13	53	4.3	...	4	
37...	63	23	23	22	1	9	8000	5.0	14	59	4.8	1	...	
38...	53	23	23	23	21	8500	4.9	1	1	
39...	25	9	9	9	5	8000	5.2	4	
41...	22	7	7	6	1	7	18500	6.7	
42...	56	21	21	21	21	16000	5.8	

City Block Characteristics

Table 2.—CHARACTERISTICS OF HOUSING UNITS, BY BLOCKS: 1960—Con.

"Total population" contains no persons in group quarters unless preceded by asterisk: one asterisk (*) denotes less than 10 percent; two asterisks (**), 10 percent or more]

Table with columns: Blocks within census tracts, Total population, All housing units by condition and plumbing (Sound, Deteriorating, Dilapidated), Occupied housing units (Owner occupied, Renter occupied), Occupied by non-white, and 1.01 or more persons per room. Rows include individual block numbers and a summary row for 'W-18'.

Table 2.—CHARACTERISTICS OF HOUSING UNITS, BY BLOCKS: 1960—Con.

["Total population" contains no persons in group quarters unless preceded by asterisk: one asterisk (*) denotes less than 10 percent; two asterisks (**), 10 percent or more]

Blocks within census tracts	Total population	All housing units by condition and plumbing								Occupied housing units							
		Total	Sound		Deteriorating		Dilapidated	Owner occupied			Renter occupied			Occupied by non-white	1.01 or more persons per room		
			Total	With all plumbing facilities	Lacking some or all facilities	Total		With all plumbing facilities	Lacking some or all facilities	Total	Average value (dollars)	Average number of rooms	Total			Average contract rent (dollars)	Average number of rooms
90...	65	33	33	33	21	13000	6.8	11	83	4.4
91...	*179	59	59	57	2	37	14000	7.2	22	66	5.0	...	1
92...	119	46	46	46	8	16000	5.8	36	77	4.7
93...	224	110	110	110	2	104	96	4.4
94...	39	13	13	13	12	20000	7.0
95...	75	27	27	27	9	18000	5.7	18	78	4.9
96...	61	19	19	19	13	18000	6.5	6	77	5.2
97...	19	6	6	6	6	16000	5.7
98...	354	163	163	163	12	12500	5.3	148	96	4.1
99...	162	60	60	60	25	13500	6.5	34	73	4.1	...	1
100...	163	58	58	58	26	14000	7.0	31	74	5.2	...	1
101...	138	34	34	34	29	14500	7.1	5	...	6.6	...	2
W-19...	*6103	2226	2211	2206	5	15	15	1590	18500	6.3	604	98	4.6	5	14
4...	2	1
6...	27	10	9	9	...	1	1	10	13000	5.7
7...	38	14	6	6	...	8	8	6	14000	5.7	7	80	5.3
8...	34	12	12	12	9	14000	6.2	3	1	...
9...	63	20	20	20	19	14500	6.2	1
10...	72	19	18	18	...	1	1	17	13500	5.7	1	1
11...	23	7	7	7	7	18500	6.9
12...	2	1
14...	44	16	16	16	12	13000	5.9	1
15...	50	17	17	17	17	15000	5.6
16...	67	20	20	20	19	15500	6.3	1
17...	49	17	16	16	...	1	1	14	19500	6.8	3
18...	46	17	15	15	...	2	2	13	17500	6.4	2
19...	59	18	18	18	17	15500	6.1	1
20...	60	17	17	17	14	13500	6.5	3
21...	66	19	19	19	18	14000	5.8	1
22...	8	2
23...	14	5	5	5	5	17000	5.6
24...	49	21	21	21	17	14500	5.4	3
25...	66	21	21	21	17	15000	5.8	3
26...	47	17	17	17	17	19500	6.1
27...	53	17	17	17	14	18500	6.5	3
28...	59	25	25	25	15	23000	6.5	7	98	4.6	1	...
29...	32	11	11	11	11	27000	6.6
30...	52	17	17	17	17	23000	6.5
31...	62	20	20	20	20	19500	6.1
32...	11	4
33...	15	5	5	5	4	1
34...	26	11	11	11	11	20000	6.3
35...	46	18	18	18	16	22000	6.0	1
36...	56	17	17	17	16	22000	6.5	1
37...	34	11	11	11	10	25000	6.5	1	1
38...	...	1
39...	3	1
41...	115	33	33	33	31	16000	6.1	2
42...	58	18	18	18	18	16000	6.0
43...	64	19	19	19	19	20000	6.6
44...	67	22	22	22	21	20000	6.3	1
45...	40	15	15	15	15	20000	6.5
46...	63	19	19	19	18	16500	5.8	1
47...	68	19	19	19	18	16000	5.7	1	1
48...	117	34	34	34	33	13500	5.9	2
49...	94	33	33	33	32	14000	5.8	1
50...	121	40	40	40	38	14000	5.6	2	1	...
51...	40	15	15	15	14	19000	6.1	1
52...	31	15	15	15	13	17500	5.7
53...	107	36	36	36	30	12500	5.6	4	1
54...	98	34	33	31	2	1	1	31	15500	6.1	2	1
55...	39	9	9	9	9	15500	6.1	1
56...	32	12	12	12	11	13000	5.5	1	1
57...	114	42	42	42	40	14500	5.5	2	1
58...	50	20	20	20	14	14000	5.4	6	81	4.2
59...	36	13	13	13	12	15000	5.8	1
60...	27	8	8	8	8	22000	6.6
61...	34	12	12	12	11	19500	6.6	1
62...	68	20	20	20	17	19500	6.9	3
63...	27	11	10	10	...	1	1	9	18500	6.3	1
64...	33	11	11	11	10	21000	6.3	1
65...	73	22	22	22	21	22000	7.1	1	1	...
66...	36	11	11	11	10	23000	6.9	1
67...	61	17	17	17	15	21000	7.2	1
68...	42	13	13	13	11	17500	5.7	1
69...	40	13	13	13	13	15000	5.8
70...	129	45	45	45	43	16500	6.4	2
71...	32	11	11	11	11	15000	6.3
72...	47	13	13	13	13	13500	6.2
73...	53	16	16	16	16	12500	6.1
74...	40	13	13	13	13	15000	6.1
75...	292	90	90	89	1	84	17000	6.2	5	86	6.4
76...	44	15	15	15	15	17000	6.1
77...	26	9	9	9	8	22000	7.4	1
78...	50	16	16	16	16	23000	7.1

City Block Characteristics

Table 2.—CHARACTERISTICS OF HOUSING UNITS, BY BLOCKS: 1960—Con.

["Total population" contains no persons in group quarters unless preceded by asterisk; one asterisk (*) denotes less than 10 percent; two asterisks (**), 10 percent or more]

Blocks within census tracts	Total population	All housing units by condition and plumbing									Occupied housing units							
		Total	Sound			Deteriorating			Dilapidated	Owner occupied			Renter occupied			Occupied by non-white	1.01 or more persons per room	
			Total	With all plumbing facilities	Lacking some or all facilities	Total	With all plumbing facilities	Lacking some or all facilities		Total	Average value (dollars)	Average number of rooms	Total	Average contract rent (dollars)	Average number of rooms			
79...	39	12	12	12	10	24000	7.8	2
80...	45	17	17	17	14	24000	7.1	1
81...	34	14	14	14	13	18500	6.1	1
82...	51	19	19	19	6	18000	6.8	13	92	5.1
83...	54	17	17	17	16	26000	7.4	1
84...	**45	11	11	11	11	21000	7.2
85...	43	16	16	16	14	22000	7.3	1
86...	47	20	20	20	8	16000	5.8	12	69	3.3
87...	29	10	10	10	10	20000	6.5
88...	54	16	16	16	14	16500	5.8	1	2
89...	72	36	36	36	8	13500	5.1	28	71	4.2
90...	117	46	46	45	1	32	17000	5.9	14	79	3.8
91...	34	12	12	12	12	14000	5.7
92...	43	11	11	11	10	15000	6.8
93...	37	13	13	13	11	13000	5.7	2
94...	43	15	15	15	9	12500	6.1	5	76	5.6
95...	60	17	17	17	17	32000	8.8
96...	253	119	119	119	32	35000	8.3	87	96	4.2
97...	106	52	52	52	20	29000	7.6	32	101	4.3
98...	127	42	42	42	40	23000	6.8	2
100...	42	14	14	14	14	16500	6.1	1
101...	122	55	55	55	19	22000	7.6	36	69	3.8
103...	12	4
104...	42	14	14	14	13	20000	6.6	1
105...	23	9	9	9	9	33000	7.9
108...	29	14	14	14	13	18000	5.5
112...	7	3
113...	316	184	184	184	3	181	108	4.6
114...	167	95	95	95	4	91	103	4.6
115...	115	37	37	37	34	22000	7.1	3	1	...
116...	27	10	10	10	9	18500	6.4	1
117...	25	9	9	9	8	21000	6.9	1
W-20....	*380	1171	1118	1109	9	36	22	13	1	17	1048	22000	6.9	107	80	5.1	74	31
2...	64	18	18	18	13	11000	5.5	5	...	4.8	...	2
3...	18	7	7	7	7	16000	6.1
4...	52	16	16	16	14	13500	5.9	2
5...	56	19	19	19	12	6000	4.7	6	32	3.0	18	5
6...	60	15	15	15	14	15500	6.8	1	1	1
7...	21	6	6	6	4	2
9...	104	36	36	36	33	17500	6.5	2
10...	*167	55	55	55	50	26000	7.4	4	1
12...	27	9	9	9	9	21000	6.7
13...	83	27	27	27	27	22000	6.9
14...	93	27	27	26	1	20	10000	5.7	6	75	5.2	...	1
15...	77	24	24	23	1	20	10500	5.4	4	1
16...	19	6	6	6	6	24000	6.8
17...	33	8	8	8	8	25000	6.9
18...	23	8	8	8	8	23000	6.4
19...	48	13	13	13	13	42000	8.5
20...	141	44	44	44	42	21000	7.1	1
21...	52	16	16	16	14	38000	8.8	1
22...	68	24	24	24	24	35000	8.5
23...	50	17	17	17	17	24000	6.6
24...	33	10	10	10	9	25000	7.1
25...	29	8	8	8	8	25000	7.1
26...	93	25	24	22	2	21	9500	5.9	4	2
27...	109	37	35	34	1	2	1	1	30	9500	5.5	6	65	4.5	...	1
28...	33	10	10	10	9	26000	6.9	1
29...	35	11	11	11	10	24000	7.0	1
30...	34	9	9	9	9	23000	6.8
31...	33	8	8	8	8	25000	6.4
32...	22	10	10	10	10	23000	6.3
33...	10	5	5	5	1	3
34...	30	11	11	11	8	21000	6.1	3
35...	33	11	11	11	7	27000	7.4	4
36...	42	13	13	13	11	27000	7.3	2
37...	108	34	34	34	32	26000	7.3	2
38...	68	24	24	24	23	22000	6.8
39...	105	30	30	30	29	29000	8.6	1
40...	54	16	16	16	16	40000	9.9
41...	60	18	18	18	17	40000	8.9
42...	114	31	31	31	31	36000	7.8
43...	29	8	8	8	7	33000	8.6	1
44...	22	8	8	8	8	26000	6.9
45...	21	8	8	8	8	27000	6.8
46...	78	26	26	25	1	24	21000	6.4	2
47...	90	27	27	26	1	23	11000	6.6	4	2
48...	62	15	15	15	15	33000	9.2
49...	45	12	12	12	12	30000	8.3
50...	85	22	22	22	20	34000	7.9	1
52...	44	17	17	17	17	32000	7.5
53...	53	18	18	18	16	19500	6.6	2
54...	62	17	17	17	17	32000	8.0
55...	28	9	9	9	9	34000	7.9
56...	19	5	5	5	4	1

Table 2.—CHARACTERISTICS OF HOUSING UNITS, BY BLOCKS: 1960—Con.

["Total population" contains no persons in group quarters unless preceded by asterisk (*); one asterisk (*) denotes less than 10 percent; two asterisks (**), 10 percent or more]

Table with columns for 'All housing units by condition and plumbing' (Sound, Deteriorating, Dilapidated) and 'Occupied housing units' (Owner occupied, Renter occupied). Rows list blocks with various characteristics like total population, value, and occupancy.

City Block Characteristics

Table 2.—CHARACTERISTICS OF HOUSING UNITS, BY BLOCKS: 1960—Con.

["Total population" contains no persons in group quarters unless preceded by asterisk: one asterisk (*) denotes less than 10 percent; two asterisks (**), 10 percent or more]

Blocks within census tracts	Total population	All housing units by condition and plumbing								Occupied housing units								
		Total	Sound			Deteriorating			Dilapidated	Owner occupied			Renter occupied			Occupied by non-white	1.01 or more persons per room	
			Total	With all plumbing facilities	Lacking some or all facilities	Total	With all plumbing facilities	Lacking some or all facilities		Total	Average value (dollars)	Average number of rooms	Total	Average contract rent (dollars)	Average number of rooms			
								With flush toilet										No flush toilet
81...	95	31	31	31	27	38000	8.4	2	
82...	38	13	13	13	6	...	5.8	7	64	4.0	...	1	
83...	37	12	12	12	10	25000	8.2	1	1	
W-22...	*2452	832	827	826	1	4	4	...	1	668	40000	8.8	135	134	4.0	30	3	
2...	27	8	8	8	8	39000	8.0	
4...	46	17	17	17	16	36000	7.8	
5...	46	13	13	13	13	39000	8.5	
6...	38	15	15	15	14	40000	7.9	1	
7...	40	14	14	14	13	37000	8.1	
9...	21	6	6	6	6	42000	9.5	
10...	48	12	12	12	11	40000	10.5	1	
11...	39	10	10	10	10	42000	10.6	
16...	31	12	12	12	11	39000	9.5	
17...	14	6	6	6	6	42000	7.8	
18...	30	9	9	9	8	42000	8.8	1	
19...	32	11	10	10	...	1	1	11	40000	8.8	
20...	74	22	22	22	19	40000	9.1	3	2	...	
21...	9	4	
22...	37	12	12	12	11	40000	9.3	
23...	35	15	15	15	14	40000	8.6	1	1	...	
24...	27	11	11	11	10	36000	8.4	1	1	1	
25...	35	10	10	10	9	30000	6.7	1	
26...	42	12	12	12	12	41000	8.3	
29...	4	2	
30...	36	14	14	14	12	42000	8.2	2	
31...	19	6	6	6	4	1	1	...	
32...	31	13	13	13	10	42000	10.6	3	3	...	
33...	23	8	8	8	8	42000	8.9	
34...	10	4	
35...	29	9	9	9	8	42000	9.5	1	
36...	32	12	12	12	11	35000	7.7	1	
37...	47	13	13	13	13	42000	9.3	
38...	40	16	16	16	13	41000	9.1	2	2	...	
39...	48	14	14	14	13	41000	7.3	
40...	10	4	
41...	20	8	8	8	8	40000	7.3	
42...	3	
43...	39	13	12	12	
44...	49	14	14	14	...	1	1	13	42000	8.5	
45...	42	16	16	16	13	41000	8.7	1	
46...	54	19	19	19	15	41000	8.3	
48...	26	9	9	9	19	36000	7.2	
49...	25	8	8	8	8	42000	8.8	
					8	40000	9.3	
51...	9	5	5	5	5	39000	7.4	
54...	43	11	11	11	11	42000	8.9	
55...	37	10	10	10	9	42000	8.2	1	
61...	519	155	154	154	
62...	36	11	11	11	1	128	40000	9.5	20	153	5.1	5	1	
63...	35	10	10	10	10	41000	8.8	1	1	...	
64...	24	6	6	6	9	40000	8.7	1	1	...	
65...	2	5	41000	10.0	
66...	**47	7	7	7	
67...	283	93	91	91	...	2	2	5	42000	8.8	2	1	...	
68...	154	98	98	97	1	68	39000	8.8	22	132	3.6	10	...	
					22	38000	9.4	68	131	4.1	2	...	

U.S. CENSUS OF HOUSING: 1960

Series HC(3)-404

(REVISED)

CITY BLOCKS

Roanoke, Va.

Prepared under the supervision of
WAYNE F. DAUGHERTY, Chief
Housing Division




U.S. DEPARTMENT OF COMMERCE

Luther H. Hodges, Secretary

BUREAU OF THE CENSUS

Richard M. Scammon, Director (From May 1, 1961)

Robert W. Burgess, Director (To March 3, 1961)





BUREAU OF THE CENSUS

RICHARD M. SCAMMON, *Director* (From May 1, 1961)

ROBERT W. BURGESS, *Director* (To March 3, 1961)

A. ROSS ECKLER, *Deputy Director*
HOWARD C. GRIEVES, *Assistant Director*
CONRAD TAEUBER, *Assistant Director*
MORRIS H. HANSEN, *Assistant Director for Statistical Standards*
CHARLES B. LAWRENCE, JR., *Assistant Director for Operations*
WALTER L. KEHRER, *Assistant Director for Administration*
CALVERT L. DEDRICK, *Chief, International Statistical Programs Office*
A. W. VON STRUVE, *Acting Public Information Officer*

Housing Division—

WAYNE F. DAUGHERTY, *Chief*
DANIEL B. RATHBUN, *Assistant Chief*
BRULAH WASHBAUGH, *Special Assistant*
MILTON D. LIBBERMAN, *Chief, Coordination and Research*

Decennial Operations Division—GLEN S. TAYLOR, *Chief*
Electronic Systems Division—ROBERT F. DRURY, *Chief*
Field Division—JEFFERSON D. MCPHIE, *Chief*
Geography Division—WILLIAM T. FAY, *Chief*
Population Division—HOWARD G. BRUNSMAN, *Chief*
Statistical Methods Division—JOSEPH STEINBERG, *Chief*

Library of Congress Card Number: A61-9347

SUGGESTED CITATION

U.S. Bureau of the Census. *U.S. Census of Housing: 1960. Vol. III, City Blocks.*
Series HC(3), No. 404.
U.S. Government Printing Office, Washington, D.C., 1961.

For sale by the Superintendent of Documents, U.S. Government Printing Office, Washington 25, D.C.
or any of the Field Offices of the Department of Commerce — Price 30 cents.

Table 1.—CHARACTERISTICS OF HOUSING UNITS, FOR THE CITY: 1960

Subject	Number	Percent	Subject	Number	Percent
All housing units	32,277	100.0	Occupied housing units—Con.		
CONDITION AND PLUMBING			COLOR		
Sound	27,850	86.3	White	25,853	95.7
With all plumbing facilities	26,069	80.8	Nonwhite	4,326	14.3
Lacking some or all facilities	1,781	5.5	PERSONS PER ROOM		
Deteriorating	3,666	11.4	1.00 or less	27,669	91.7
With all plumbing facilities	2,300	7.1	1.01 or more	2,510	8.3
Lacking some or all facilities	2,366	4.2	AVERAGE NUMBER OF ROOMS		
With flush toilet	1,295	4.0	Owner occupied	6.0	...
No flush toilet	71	0.2	Renter occupied	4.2	...
Dilapidated	761	2.4	VALUE AND RENT		
Occupied housing units	30,179	100.0	Average value	11,500	...
TENURE			Average contract rent	54	...
Owner occupied	19,278	63.9			
Renter occupied	10,901	36.1			

NOTE.—On the map for Roanoke approximately 1,760 blocks are identified.

Table 2.—CHARACTERISTICS OF HOUSING UNITS, BY BLOCKS: 1960

["Total population" contains no persons in group quarters unless preceded by asterisk: one asterisk (*) denotes less than 10 percent; two asterisks (**), 10 percent or more]

Blocks within block numbering areas	Total population	All housing units by condition and plumbing									Occupied housing units							
		Total	Sound			Deteriorating			Dilapidated	Owner occupied			Renter occupied			Occupied by non-white	1.01 or more persons per room	
			Total	With all plumbing facilities	Lacking some or all facilities	Total	With all plumbing facilities	Lacking some or all facilities		Total	Average value (dollars)	Average number of rooms	Total	Average contract rent (dollars)	Average number of rooms			
*11141	3458	3058	2970	88	353	216	90	47	47	2649	10500	5.4	651	57	4.3	106	292	
1	19	6	6	6	4	1	1	
2	767	208	207	207	...	1	1	189	14500	5.6	7	91	5.4	...	11	
3	404	135	135	135	108	15500	5.6	14	80	4.1	...	4	
4	37	14	14	14	12	10500	4.6	2	
5	230	69	69	69	62	9500	4.9	7	77	4.6	...	7	
6	67	17	17	17	15	8500	4.7	1	3	
7	62	18	18	18	16	8500	4.3	2	1	
8	76	24	24	24	20	8500	4.3	3	3	
9	99	28	28	28	26	12500	5.1	2	
10	371	116	116	116	97	13000	5.5	9	59	4.3	...	7	
12	22	8	8	8	6	12500	5.7	2	
13	57	16	16	16	15	16000	5.9	1	1	
14	158	48	48	48	48	13000	5.6	1	
15	14	8	8	8	4	2	
16	4	2	
17	39	14	14	14	8	14000	5.5	4	1	
18	27	11	11	11	9	12000	6.0	
19	18	7	7	7	3	3	
21	96	32	32	32	22	11500	5.6	9	67	4.7	...	1	
22	95	35	35	35	26	10000	5.2	8	52	3.3	...	2	
23	146	44	43	43	...	1	1	33	10500	5.4	11	72	3.5	...	4	
24	62	15	15	15	15	9500	5.2	2	
27	150	39	39	39	36	12500	5.4	3	2	
28	634	181	181	181	167	12500	5.2	11	90	5.1	...	9	
29	40	11	11	11	10	10500	5.0	2	
30	32	10	10	10	9	10500	5.0	
31	44	12	12	12	12	10000	4.9	1	
33	29	11	11	11	9	14500	5.6	1	
34	38	11	11	11	10	22000	6.6	1	
35	12	5	5	5	3	2	
36	62	15	15	15	12	10500	5.3	3	2	
37	48	11	11	11	9	12500	5.6	2	2	
38	25	10	10	10	9	11500	5.2	
39	87	24	24	24	19	12000	5.3	4	1	
40	89	25	24	24	...	1	1	19	14500	5.6	6	...	5.2	...	1	
41	60	24	10	10	...	14	8	6	...	13	5500	5.3	8	43	4.0	...	2	
42	98	37	37	37	28	13000	5.3	3	1	
43	108	33	31	31	25	13500	5.9	7	74	5.1	
44	120	47	47	47	38	13000	5.9	8	51	4.4	
45	147	47	47	47	39	15000	5.6	8	58	4.8	...	2	
46	13	5	5	5	4	
47	42	14	14	14	12	19500	5.7	1	
48	67	23	23	23	19	16500	5.5	4	1	
51	18	8	8	8	7	14500	5.3	1	
52	12	5	5	5	4	1	
53	22	9	9	9	5	16500	6.8	2	
54	146	53	39	39	...	13	13	27	12000	5.9	22	60	4.2	...	6	
55	168	53	53	51	2	41	12000	5.9	10	144	4.2	...	4	
56	18	7	7	7	4	2	
57	120	41	41	39	2	36	14000	6.1	4	1	
58	371	112	111	109	2	1	1	93	11500	5.3	19	102	3.8	...	7	

Table 2.—CHARACTERISTICS OF HOUSING UNITS, BY BLOCKS: 1960—Con.

["Total population" contains no persons in group quarters unless preceded by asterisk; one asterisk (*) denotes less than 10 percent; two asterisks (**), 10 percent or more]

Blocks within block numbering areas	Total population	All housing units by condition and plumbing											Occupied housing units					
		Total	Sound			Deteriorating			Dilapidated	Owner occupied			Renter occupied			Occupied by non-white	1.01 or more persons per room	
			Total	With all plumbing facilities	Lacking some or all facilities	Total	With all plumbing facilities	Lacking some or all facilities		Total	Average value (dollars)	Average number of rooms	Total	Average contract rent (dollars)	Average number of rooms			
								With flush toilet										No flush toilet
59...	12	2	
60...	64	20	9	9	...	11	7	4	...	12	6500	5.5	6	34	4.3	...	3	
61...	4	1	
62...	27	8	8	8	2	6	24	4.0	...	1	
63...	64	18	18	18	15	8500	5.6	3	2	
64...	110	37	37	37	29	11000	5.3	6	66	4.5	...	2	
65...	*178	61	60	60	...	1	1	43	12000	6.0	15	67	4.5	
66...	35	13	13	13	9	8500	5.6	4	1	
67...	9	2	
68...	32	10	9	9	...	1	...	1	...	10	4500	4.5	2	
69...	33	8	2	2	...	5	2	3	1	7	4500	4.4	2	
70...	14	4	
71...	103	33	21	18	3	12	8	4	...	23	6000	5.2	8	45	4.1	...	3	
72...	29	7	2	1	2	12	3	1	...	5	7000	5.8	2	1	
73...	32	13	7	7	...	6	6	10	6000	5.8	3	1	
74...	36	12	11	11	...	1	...	1	...	7	8500	4.7	5	...	4.4	
75...	25	5	5	5	2	3	2	
76...	113	39	39	39	26	11000	5.5	7	77	4.1	...	2	
77...	35	13	13	13	11	12000	5.6	1	1	
78...	85	30	30	30	22	11000	5.6	6	61	4.0	...	3	
79...	155	50	46	46	...	4	1	3	...	39	10000	5.1	10	60	4.0	...	2	
80...	**43	16	11	11	...	4	4	...	1	6	12000	5.8	9	55	3.4	...	1	
81...	*100	31	31	31	27	10000	5.4	3	
82...	56	17	17	17	13	9500	4.8	2	1	
83...	11	4	
84...	65	16	4	4	...	12	7	5	...	9	6500	5.0	7	39	4.0	...	4	
85...	15	5	4	4	...	1	1	2	3	1	
86...	19	4	
87...	26	6	6	6	3	3	1	
88...	17	3	
89...	35	10	2	2	...	8	7	1	...	7	5000	5.9	2	2	
90...	11	3	
91...	2	1	
92...	25	7	7	7	6	8000	4.8	1	1	
93...	71	18	18	18	17	7500	4.8	1	3	
94...	16	8	8	8	6	8500	5.3	
95...	36	14	14	14	10	10500	5.0	4	1	
96...	5	2	
97...	7	3	
98...	12	4	
99...	27	8	8	8	5	12000	5.2	3	
100...	16	6	6	6	4	2	
101...	70	26	25	25	...	1	1	19	7500	4.8	6	67	5.0	...	1	
102...	70	33	33	33	12	9500	5.8	10	43	3.5	...	3	
103...	64	22	22	22	17	9500	4.9	5	46	4.0	
104...	163	60	56	47	9	4	4	39	10500	5.2	20	43	2.9	...	4	
105...	30	11	11	11	9	10000	4.7	2	
106...	44	12	12	12	9	9000	4.8	3	1	
107...	43	11	11	11	10	8500	5.0	1	3	
108...	35	14	2	2	...	12	10	2	...	7	6000	5.3	5	53	6.4	...	1	
109...	60	16	3	3	...	13	7	6	...	13	3500	4.9	3	3	
110...	57	19	11	11	...	8	7	1	...	12	6000	5.1	5	...	4.8	...	2	
111...	30	7	3	3	...	4	4	6	6000	5.7	1	1	
112...	38	11	5	5	...	6	3	3	...	8	5000	5.9	2	1	
115...	28	9	8	6	2	1	1	8	5500	4.1	2	
116...	10	2	
117...	8	3	
118...	34	8	5	5	...	3	2	...	1	5	...	7.0	3	1	
119...	20	4	
120...	26	7	6	4	2	1	1	7	4500	4.9	2	
121...	31	9	5	4	1	3	1	1	1	5	4500	4.7	2	2	
122...	44	12	6	3	3	6	1	8	3000	4.3	3	3	
123...	56	17	12	10	2	5	5	3	2	10	6000	6.2	7	22	5.1	1	...	
124...	43	12	3	3	...	9	6	3	...	7	5500	5.0	4	2	
125...	16	6	5	5	...	1	1	3	3	1	
126...	6	2	
127...	2	1	
128...	1	1	
129...	3	1	
130...	117	41	41	41	26	10000	5.3	13	64	3.4	...	4	
131...	64	23	23	23	17	10500	5.7	4	
132...	40	16	14	14	...	2	2	12	10500	5.3	3	
133...	97	30	21	21	...	3	9	22	10000	6.0	7	69	4.9	...	1	
134...	39	14	11	11	...	1	3	7	10500	5.9	6	59	4.0	
135...	30	11	10	10	...	1	1	7	11500	6.7	4	
136...	34	10	10	10	8	10000	5.0	2	
137...	33	8	4	4	...	4	4	5	7500	5.4	3	3	
138...	18	5	2	2	...	2	2	5	5500	6.0	
139...	25	7	4	2	2	3	3	5	...	3.4	2	2	
140...	13	4	
146...	56	18	15	8	7	3	1	...	2	14	4500	4.4	3	3	
147...	36	9	8	6	2	1	5	6000	5.2	4	2	
148...	6	1	
149...	12	4	
150...	12	2	
151...	14	3	
152...	25	6	4	4	...	2	...	2	...	4	2	1	

Table 2.—CHARACTERISTICS OF HOUSING UNITS, BY BLOCKS: 1960—Con.

["Total population" contains no persons in group quarters unless preceded by asterisk; one asterisk (*) denotes less than 10 percent; two asterisks (**), 10 percent or more]

Table with 22 columns: Blocks within block numbering areas, Total population, Total (under All housing units), Sound (With all plumbing facilities, Lacking some or all facilities), Deteriorating (Total, With all plumbing facilities, Lacking some or all facilities - With flush toilet, No flush toilet), Dilapidated, Owner occupied (Total, Average value, Average number of rooms), Renter occupied (Total, Average contract rent, Average number of rooms), Occupied by non-white, 1.01 or more persons per room.

Table 2.—CHARACTERISTICS OF HOUSING UNITS, BY BLOCKS: 1960—Con.

["Total population" contains no persons in group quarters unless preceded by asterisk; one asterisk (*) denotes less than 10 percent; two asterisks (**), 10 percent or more]

Blocks within block numbering areas	Total population	All housing units by condition and plumbing									Occupied housing units							
		Sound				Deteriorating					Owner occupied			Renter occupied			1/2 or more persons per room	
		Total	With all plumbing facilities	Lacking some or all facilities	Total	With all plumbing facilities	Lacking some or all facilities		Dilapidated	Total	Average value (dollars)	Average number of rooms	Total	Average contract rent (dollars)	Average number of rooms	Occupied by non-white		
					With flush toilet	No flush toilet												
267...	98	29	29	28	1	25	7500	5.3	4	2
268...	41	11	11	11	11	8000	5.1	1
269...	7	1
B.....	*18400	5536	4483	4219	264	703	387	311	5	350	3332	9500	5.8	1984	47	4.4	2755	583
1...	37	15	13	13	...	2	2	11	13000	5.3	4	1
2...	203	71	71	71	60	10500	4.8	9	78	4.6	...	2
3...	90	21	20	20	...	1	1	12	17000	8.3	8	74	5.1	...	3
4...	83	23	23	23	19	9500	4.8	3	1
5...	481	141	141	141	118	11500	5.2	18	78	4.9	...	10
6...	51	13	13	13	12	12000	5.6	1
7...	46	13	13	13	11	11000	5.4	1	1
8...	37	10	10	10	9	10500	5.1	1
9...	47	13	13	13	11	10500	5.1	1	1
10...	68	16	16	16	13	10000	4.8	3	3
11...	59	16	16	16	13	10000	4.8	2	2
12...	52	15	15	15	13	14500	5.6	2	1
13...	1299	409	402	394	8	6	4	2	1	1	317	15500	5.8	75	65	4.1	5	23
15...	107	30	30	30	26	10500	5.3	3	1
16...	102	31	31	31	27	11000	5.3	2	1
17...	56	17	17	17	13	10000	4.6	4	1
18...	58	16	16	16	15	9500	4.9	2
19...	76	21	21	21	15	9000	4.7	6	72	4.5
20...	20	5	5	5	4	1
21...	31	12	11	11	...	1	1	8	13000	5.4	3	1
22...	56	27	26	26	...	1	1	9	...	5.4	17	70	3.5	...	1
23...	88	27	27	27	23	13500	5.8	4
24...	30	9	9	9	8	11000	5.8	1
25...	83	28	28	28	23	12500	5.7	4
26...	113	31	31	31	29	11000	5.3	2	1
27...	112	32	32	32	27	11000	5.4	5	66	5.4	...	1
28...	26	8	8	8	5	15000	5.4	3
29...	14	4
30...	42	12	12	12	10	13000	5.9	2	1
31...	31	12	12	12	12	13000	5.7
32...	24	10	10	10	5	17500	6.2	5	...	4.4	...	1
33...	90	26	26	26	21	12500	5.9	4	1
34...	106	34	33	33	...	1	25	12000	5.7	6	89	4.7	...	6
35...	124	30	30	30	1	26	10500	4.8	4	1
36...	119	48	46	45	1	2	2	28	13500	6.1	20	72	3.7	...	1
37...	50	22	22	19	3	10	13500	5.6	12	57	3.0	...	1
38...	55	24	23	23	...	1	1	11	12000	5.5	10	79	5.3	...	1
39...	160	62	62	62	21	13500	6.0	37	63	4.0	...	1
40...	166	63	63	61	2	39	15000	6.1	22	72	4.1	...	1
41...	50	16	15	15	...	1	1	13	11000	5.8	3	1
42...	25	10	10	10	9	12500	6.2	1
43...	37	12	9	9	...	3	3	5	12500	6.4	7	54	4.6
44...	36	14	5	5	...	8	8	1	...	5.4	8	63	4.1
45...	101	39	35	35	...	4	4	27	12500	6.2	10	71	4.8	...	1
46...	50	19	16	16	...	3	3	12	13500	6.1	7	63	4.6	...	1
47...	60	17	16	16	...	1	1	12	11500	5.9	5	58	4.6	...	1
48...	38	17	17	17	11	16000	5.5	4
49...	62	21	20	20	...	1	1	19	14500	5.8	2
50...	38	14	11	11	...	3	3	13	12000	5.6	1
51...	71	24	24	24	21	12500	6.5	1
52...	8	4
53...	8	4
54...	44	13	13	13	12	13500	6.3	1
55...	46	17	17	17	16	15500	5.7	1
56...	97	34	34	34	26	14000	6.0	8	64	3.8
57...	87	33	33	33	31	14000	6.1	2
58...	61	19	19	19	16	14500	6.1	3
59...	57	19	17	17	...	2	2	14	13500	6.0	5	81	4.8
60...	116	36	36	36	28	14000	6.5	8	67	4.1
61...	62	21	21	21	16	12000	5.8	5	57	4.2	...	1
62...	80	29	29	29	23	12500	5.8	5	63	4.6	...	2
63...	125	39	37	37	...	2	2	29	12000	5.6	9	85	5.3	...	1
64...	94	30	30	30	21	11500	5.9	9	86	5.8
65...	7	4
66...	84	25	23	23	...	2	2	12	13000	5.8	13	56	4.8	...	1
67...	35	12	12	12	9	12500	6.1	3	2
68...	33	13	13	12	1	10	13500	6.1	3
69...	41	13	12	12	...	1	1	13	11500	5.2
70...	154	46	35	35	...	8	8	...	3	3	34	8500	5.4	10	66	5.7	...	4
71...	27	7	6	6	...	1	1	5	11000	6.6	2
72...	48	16	14	14	...	2	2	14	11500	5.0	1
73...	43	14	14	14	12	12000	5.9	1
74...	48	16	16	16	3	9	68	4.2	...	2
75...	6
76...	34	9	9	9	1
77...	58	16	16	16	1	8	86	5.0	...	1
78...	62	19	17	17	...	2	2	12	10500	4.8	3	1
79...	23	8	8	8	16	10000	5.0	3	...			

Table 2.—CHARACTERISTICS OF HOUSING UNITS, BY BLOCKS: 1960—Con.

["Total population" contains no persons in group quarters unless preceded by asterisk; one asterisk (*) denotes less than 10 percent; two asterisks (**), 10 percent or more]

Blocks within block numbering areas	Total population	All housing units by condition and plumbing								Occupied housing units								
		Sound				Deteriorating				Dilapidated	Owner occupied			Renter occupied			Occupied by non-white	1.01 or more persons per room
		Total	Total	With all plumbing facilities	Lacking some or all facilities	Total	With all plumbing facilities	Lacking some or all facilities			Total	Average value (dollars)	Average number of rooms	Total	Average contract rent (dollars)	Average number of rooms		
								With flush toilet	No flush toilet									
83... 22	11	8	8	...	3	3	8	10000	5.4	3
84... 28	9	7	7	...	2	2	8	11000	5.0	1	1
85... 79	29	29	29	19	7500	4.2	8	67	4.0	2
86... 41	14	12	12	...	2	2	9	9500	5.4	4	1
87... 141	41	38	38	...	3	3	29	7500	4.2	12	62	4.7	6
88... 3	2
89... 487	127	123	121	2	2	2	2	49	8000	5.3	75	38	4.3	65	...	31
90... 49	18	16	16	...	2	2	14	10500	5.4	3
91... 81	19	18	18	...	1	1	10	9500	6.0	6	69	4.7	4
92... 58	20	19	19	...	1	1	16	7000	5.4	3
93... 8	3
94... 54	18	18	18	12	8500	4.8	5	61	4.6
95... 61	19	12	10	2	7	5	2	11	8500	5.3	7	54	4.1	3
96... 49	18	14	14	...	4	4	11	8500	4.5	6	54	4.0	1
97... 4	1
98... 2	1
99... 198	60	50	50	...	10	10	40	7000	5.0	17	58	5.1	4
100... 75	23	23	23	22	7000	4.4	1	2
101... 387	116	98	98	...	16	8	8	...	2	75	7500	5.2	36	46	4.4	77	15	
102... 316	81	81	81	80	36	4.2	80	27	
103... 203	47	47	47	4	43	37	4.3	47	16	
104... 132	32	32	32	2	30	36	4.3	32	10	
105... 297	79	79	79	3	76	35	4.1	79	13	
106... 5	1
107... 5	1
108... 57	23	22	22	...	1	1	9	12000	4.7	14	69	3.7	
109... 49	14	9	9	...	5	5	7	8500	5.6	7	57	4.0	4	1	
110... 13	4
111... 14	4
112... 48	13	11	11	...	2	2	11	8000	4.9	2	13	5	
113... 13	4
114... 10	2
115... 142	41	40	40	...	1	1	31	11500	6.3	9	45	3.8	36	3	
116... 103	27	22	20	2	5	3	2	21	7000	6.7	4	25	2	
117... 87	24	23	23	...	1	1	21	8000	5.8	2	22	2	
118... 7	3
119... 34	9	9	9	7	8500	5.3	2	4	1	
120... 4	1
121... 16	4
122... 3	1
123... 102	29	27	27	...	2	2	1	26	46	3.6	27	10	
124... 3	2
125... 48	15	10	7	3	3	3	2	10	5500	5.0	4	14	3	
126... 44	14	10	5	5	2	1	1	...	2	10	4500	5.4	4	13	1	
127... 16	4
128... 47	15	1	...	1	14	...	14	15	26	4.0	15	3	
129... 9	2
130... 1	1
131... 4	2
132... **23	7	6	6	1	3	3	6	1	
133... 3	1
134... 1	1
135... *141	35	22	20	2	8	1	7	...	5	24	4500	5.3	9	32	4.2	33	4	
136... 30	19	14	12	2	3	...	3	...	2	14	5000	5.4	5	34	4.6	19	1	
137... 66	26	22	20	2	4	4	20	7500	6.9	5	42	4.8	25	2		
138... 76	20	9	7	2	11	2	9	...	11	7500	5.5	8	30	4.0	19	4		
140... 17	9	9	6	3	4	3	7	...		
141... 45	12	12	11	1	11	7500	6.3	1	12	1		
142... 43	14	6	6	...	8	8	6	9000	6.7	7	107	6.0	7	...		
143... 88	32	27	26	1	5	5	17	10000	6.8	12	47	5.7	28	1		
144... 42	15	9	7	2	6	6	7	9000	5.9	5	...	4.4	12	2		
145... 54	19	19	16	3	1	16	6500	6.2	3	19	...	
146... 98	27	24	24	1	20	8000	6.1	7	52	6.0	27	1	
147... 115	37	25	25	...	12	10	2	...	23	6000	5.4	14	38	4.8	37	5		
148... 102	29	13	13	...	4	2	2	...	12	15	4500	5.5	13	30	3.7	28	7	
149... 208	74	31	23	8	22	12	10	...	21	38	5000	5.5	30	38	3.4	68	12	
151... 48	13	13	5	8	8	5000	5.6	4	12	2		
152... 119	39	22	10	12	12	3	9	...	5	19	6000	5.2	18	34	4.1	37	5	
153... 15	6	4	1	3	1	1	1	1	...	5	...	3.4	6	1		
156... 5	2	
158... **37	4	3	
160... **59	14	4	3	1	7	...	7	...	3	5	4000	4.2	8	25	4.0	13	5	
161... 52	17	3	2	1	14	...	14	...	3	3	14	23	4.0	17	3	
163... **85	26	8	5	3	12	2	10	...	6	10	4000	5.4	14	28	4.1	24	3	
164... 101	23	3	3	...	5	2	3	...	15	6	7000	6.8	12	30	5.7	18	6	
165... 100	18	6	4	2	...	12	9	6500	5.8	7	40	5.3	16	5	
166... 82	18	8	4	4	4	2	2	...	6	10	4500	5.4	8	37	4.8	18	7	
167... 9	4	
168... 18	8	1	1	...	4	3	1	...	3	4	3	7	...	
169... 70	17	1	1	...	5	3	2	...	11	9	7000	5.1	8	28	5.8	17	3	
174... 37	16	7	5	2	7	1	6	...	2	10	4000	5.0	6	28	4.7	16	1	
175... **35	1	
176... **20	
177... 195	58	30	27	3	24	9	15	...	4	36	5000	5.6	20	37	4.7	56	6	
178... 111	32	22	20	2														

Table 2.—CHARACTERISTICS OF HOUSING UNITS, BY BLOCKS: 1960—Con.

["Total population" contains no persons in group quarters unless preceded by asterisk: one asterisk (*) denotes less than 10 percent; two asterisks (**), 10 percent or more]

Blocks within block numbering areas	Total population	All housing units by condition and plumbing										Occupied housing units							
		Total	Sound			Deteriorating			Dilapidated	Owner occupied			Renter occupied			Occupied by non-white	1.01 or more persons per room		
			Total	With all plumbing facilities	Lacking some or all facilities	Total	With all plumbing facilities	Lacking some or all facilities		Total	Average value (dollars)	Average number of rooms	Total	Average contract rent (dollars)	Average number of rooms				
C.....	*16495	4865	4517	4322	195	275	197	77	1	73	3303	9500	5.7	1329	52	4.6	835	513	
1...	340	110	109	109	1	88	13000	5.5	13	74	5.2	...	5	
2...	373	117	115	115	...	2	2	87	14000	6.1	24	61	5.2	...	8	
3...	386	110	103	102	1	6	6	1	90	11000	5.4	14	67	5.3	...	8	
4...	6	6	6	6	5	17000	6.2	1	
5...	14	4	
6...	31	9	9	9	8	9000	4.9	1	
7...	47	13	13	13	11	6000	4.8	1	4	
8...	36	12	12	12	11	8000	4.7	1	
9...	28	12	11	11	...	1	1	8	5000	4.6	2	
10...	6	4	
11...	64	23	23	23	16	10000	4.9	5	...	4.6	...	1	
12...	4	1	
13...	130	37	37	37	33	9000	5.3	4	7	
14...	76	22	22	22	17	7000	4.4	5	55	5.2	...	3	
15...	73	25	25	25	21	10500	4.7	3	1	
16...	93	27	27	27	27	13000	5.3	3	
17...	120	32	32	32	31	13500	5.3	1	1	
18...	61	18	18	18	17	13500	5.4	1	
19...	98	27	27	27	27	12000	5.1	2	
20...	164	49	49	48	1	42	9000	4.9	7	52	4.7	...	2	
21...	48	16	16	16	14	10000	4.6	2	
22...	53	14	14	14	13	10000	5.1	1	2	
23...	25	9	9	9	7	15500	5.9	1	1	
24...	42	12	12	12	12	12500	5.7	
25...	30	7	7	7	7	13500	5.1	1	
26...	55	15	15	15	15	13500	5.6	
27...	32	10	10	10	9	12500	5.8	
28...	27	7	7	7	7	14000	5.7	1	
30...	239	71	71	71	64	12500	5.5	7	71	4.6	...	2	
31...	91	29	29	26	3	23	10000	6.1	5	...	4.6	22	...	
32...	63	25	25	25	18	10500	5.3	7	59	4.0	
33...	159	57	56	56	...	1	...	1	42	11000	5.7	10	69	5.1	...	1	
34...	165	47	47	47	36	10500	6.3	11	110	4.5	...	5	
35...	100	28	28	28	20	8000	5.1	8	48	3.9	...	5	
36...	11	4	
37...	71	19	19	19	15	8500	4.8	4	2	
38...	53	15	15	15	12	10500	5.0	3	2	
39...	66	20	20	20	18	12000	5.2	2	
40...	26	10	10	10	6	8000	5.5	4	
41...	95	24	24	24	22	8000	5.1	2	4	
42...	68	18	18	17	1	16	7500	4.6	2	4	
43...	75	18	18	18	18	7500	5.1	2	
44...	128	31	31	31	27	10000	4.9	3	6	
45...	27	8	8	8	7	10000	5.9	1	1	
46...	59	22	22	22	18	11000	5.1	2	1	
47...	24	9	9	9	8	10500	6.0	
48...	9	4	
49...	53	15	9	9	6	...	8	12500	5.5	7	50	3.1	...	5	
50...	73	21	21	20	1	20	8000	5.1	1	1	
51...	17	4	
52...	36	12	11	10	1	1	9	11500	5.6	3	
53...	14	4	
55...	74	23	23	23	17	14000	6.1	5	...	5.0	...	2	
56...	10	2	
57...	73	25	25	25	21	21000	7.1	2	
58...	77	24	24	24	18	11000	5.2	5	81	5.2	...	1	
59...	62	23	23	23	18	11000	4.9	4	1	
60...	73	25	25	25	19	8500	4.9	5	54	5.0	...	1	
61...	87	26	26	26	18	11000	6.4	8	64	4.0	...	1	
62...	118	38	38	38	32	8500	6.2	5	...	5.0	...	2	
63...	94	35	35	35	29	9500	6.2	5	...	5.6	...	1	
64...	346	92	91	91	...	1	1	86	11000	5.0	4	7	
65...	49	14	14	14	12	10000	5.4	2	12	
66...	65	19	19	18	1	17	9500	5.7	2	18	
67...	22	7	7	7	4	3	4	
68...	58	16	16	14	2	14	9500	5.1	2	13	
69...	40	11	10	8	2	1	1	7	7000	5.6	1	8	
70...	12	3	
71...	55	17	17	17	14	11500	5.9	3	14	
72...	38	8	7	7	1	...	3	4	6	
73...	40	11	10	10	...	1	1	9	7000	5.6	1	8	
74...	68	16	16	16	14	9000	5.8	2	15	
75...	86	19	19	19	16	9000	5.7	3	19	
76...	67	21	21	19	2	14	9000	6.1	5	50	4.8	...	14	
77...	48	14	14	14	11	9000	6.2	3	14	
78...	41	12	12	12	11	9500	5.8	1	12	
79...	78	21	21	21	20	8000	5.9	19	
80...	97	25	25	24	1	23	8500	6.0	1	23	
81...	39	12	12	12	8	8000	6.1	4	8	
82...	34	9	9	9	9	9000	6.2	6	
83...	55	13	13	13	11	7500	5.8	2	13	
84...	285	82	80	79	1	2	2	58	7500	5.6	22	53	4.5	...	5	
85...	47	16	16	16</													

Table 2.—CHARACTERISTICS OF HOUSING UNITS, BY BLOCKS: 1960—Con.

["Total population" contains no persons in group quarters unless preceded by asterisk: one asterisk (*) denotes less than 10 percent; two asterisks (**), 10 percent or more]

Blocks within block numbering areas	Total population	All housing units by condition and plumbing								Occupied housing units							
		Total	Sound			Deteriorating			Dilapidated	Owner occupied			Renter occupied			Occu- pied by non- white	1.01 or more per- sons per room
			Total	With all plumb- ing facil- ities	Lack- ing some or all facil- ities	Total	With all plumb- ing facil- ities	Lack- ing some or all facilities		With flush toilet	No flush toilet	Total	Average value (dollars)	Average num- ber of rooms	Total		
89...	80	31	31	31	25	12500	6.1	5	...	3.8
90...	54	17	17	17	13	17500	6.8	4
91...	51	15	15	14	1	13	17500	7.7	2
92...	44	16	16	15	1	14	13500	6.6	1
93...	76	25	25	21	4	17	16000	6.7	8	52	3.9
94...	54	17	17	17	14	16000	7.0	3
95...	48	16	16	16	10	12000	5.5	5	...	4.6
96...	35	14	14	14	11	11500	5.8	3
97...	46	21	21	21	16	11000	6.6	4
98...	53	20	20	20	14	9000	6.0	6	46	3.8
100...	31	9	9	9	7	9000	5.3	1	6	1
101...	36	12	12	12	7	9000	5.9	3	5	2
102...	22	8	8	8	6	7000	5.2	1	4	2
103...	33	7	7	7	6	9000	6.5	1	3	1
104...	61	17	11	11	...	6	2	12	6500	6.1	5	...	6.0	2	2
105...	32	10	8	8	...	2	6	9	8000	6.8	1	2
106...	42	10	9	9	...	1	1	7	7000	5.6	3	2	2
107...	59	17	17	15	2	7	9500	6.6	9	153	4.2
108...	34	14	14	12	2	11	7000	6.4	1	1	...
109...	20	8	8	8	8	5500	5.5
110...	71	17	17	17	11	7000	6.2	5	55	5.2	8	2
111...	74	18	17	15	2	1	1	9	6500	5.8	7	49	4.6	10	5
112...	21	6	6	6	5	9000	7.2	1	5	...
113...	13	5	5	5	4	1	2	...
114...	39	12	12	11	1	8	9000	6.1	3	8	...
115...	28	10	10	10	9	11500	6.2	1	9	...
116...	61	14	14	14	11	10000	5.5	3	14	2
117...	55	16	16	15	1	10	7000	6.2	5	45	4.0	14	2
118...	49	14	14	14	10	10000	6.1	4	13	2
119...	86	19	18	18	...	1	1	15	8500	6.1	4	18	6
120...	45	14	14	14	10	10500	5.7	4	14	1
121...	60	14	12	12	...	2	1	7	10500	6.6	6	46	5.2	10	3
122...	65	14	14	14	8	7500	6.9	6	32	4.2	14	5
123...	65	13	13	13	11	8000	6.3	2	13	2
124...	16	4
125...	71	22	18	18	...	4	2	1	1	15	9000	7.7	6	125	4.0	11	...
126...	34	11	11	11	7	9000	6.9	3	7	1
127...	58	16	14	14	...	2	2	5	6500	6.8	8	76	4.6	4	1
128...	54	13	10	10	...	3	2	1	...	7	8000	7.0	5	...	6.2	3	3
129...	44	17	17	17	9	6000	6.2	6	50	5.2	1	...
130...	39	14	14	14	8	6000	5.9	4	1
131...	38	12	11	11	...	1	1	9	6000	5.1	3	1
132...	46	16	16	13	3	12	7500	6.2	3
133...	29	12	12	11	1	8	8000	5.6	3
134...	50	18	18	17	1	13	8000	5.7	4	1
135...	61	17	17	17	12	9000	6.6	5	53	4.2	...	2
136...	34	16	16	15	1	11	10000	5.8	5	61	4.0
137...	17	6	6	6	4	2	1
138...	69	22	22	17	5	10	6500	6.9	11	46	4.2	...	1
139...	60	20	19	15	4	1	1	9	8000	6.6	8	62	5.0	...	1
140...	45	17	17	17	10	6500	5.7	5	...	5.6	...	1
141...	51	23	23	16	7	10	9000	5.7	11	46	4.3	...	1
142...	46	21	21	16	5	12	7500	5.8	7	53	3.7
143...	**60	15	15	14	1	7	6500	6.4	7	56	5.9	...	1
144...	70	18	18	18	8	7500	6.0	10	51	4.8	...	4
145...	43	15	15	15	11	6500	6.2	4	1
146...	59	15	15	15	10	7500	7.2	5	...	4.8	1	4
147...	63	19	19	19	11	8500	8.0	7	73	4.3	9	1
148...	88	24	24	22	2	18	8000	7.7	5	...	5.6	16	2
149...	24	6	6	6	4	1	4	1
150...	63	22	22	22	12	6500	6.8	8	136	4.1	11	2
151...	48	16	16	16	11	5000	6.9	5	46	4.0	8	1
152...	51	13	11	11	...	2	2	5	...	6.2	6	48	6.2	10	3
153...	51	19	19	19	9	6500	7.0	8	40	4.4	3	1
154...	72	22	22	18	4	12	7500	7.1	9	50	3.7	4	6
155...	44	13	13	11	2	5	...	6.4	8	60	4.5	1	1
156...	67	15	14	12	2	1	1	5	8500	8.0	9	46	4.9	1	4
157...	18	10	10	10	6	7500	7.5	1	2	...
158...	23	5	5	5	2	3	1
159...	80	23	23	23	13	6500	6.1	8	121	5.1	3	2
160...	46	10	10	9	1	7	6500	7.0	3	2
161...	55	20	20	16	4	9	8500	6.4	9	41	4.0	...	3
162...	28	10	10	10	5	6000	6.6	3
163...	46	13	13	13	9	7500	6.4	4	1
164...	73	21	21	17	4	12	7000	6.1	8	46	4.5	...	2
165...	32	12	12	10	2	8	9000	6.5	3	1
166...	30	13	12	10	2	1	1	5	...	5.4	6	53	5.3	...	1
167...	2	1	1
168...	20	5	5	5	4	1	2
169...	86	20	20	20	20	10500	5.5
170...	137	40	37	35	2	2	2	...	1	33	10500	5.9	7	52	4.3	...	5
171...	295	90	60	58	2	20	20	...	10	60	10000	5.4	25	49	4.8	...	9
172...	36	10	9	8	...	1	1	10	7500	4.9	1
173...	27	9	8	8	...	1	1	7	8000	6.0	1
174...	9	7	7	7	...	1	1	9	7500	4.8	1
175...	16	6	4	4	...	1	1	6	10000	5.5
176...	100	28	26	26	...	2	2	25	9000	5.4	2	4

Table 2.—CHARACTERISTICS OF HOUSING UNITS, BY BLOCKS: 1960—Con.

["Total population" contains no persons in group quarters unless preceded by asterisk; one asterisk (*) denotes less than 10 percent; two asterisks (**), 10 percent or more]

Blocks within block numbering areas	Total population	All housing units by condition and plumbing								Occupied housing units								
		Sound			Deteriorating			Dilapidated	Owner occupied			Renter occupied			Occupied by non-white	1.01 or more persons per room		
		Total	With all plumbing facilities	Lacking some or all facilities	Total	With all plumbing facilities	Lacking some or all facilities		Total	Average value (dollars)	Average number of rooms	Total	Average contract rent (dollars)	Average number of rooms				
							With flush toilet										No flush toilet	
177...	48	16	14	14	...	2	2	15	7500	4.7	1	1
178...	44	15	11	11	...	4	4	9	6000	4.3	5	52	4.6
179...	13	3
180...	72	20	18	18	...	2	2	17	8500	4.9	2	2
183...	10	3
184...	27	8	5	5	...	2	2	1	5	10000	5.8	2	1
186...	34	12	12	12	7	10000	6.4	3
187...	14	4
188...	14	4
189...	31	13	12	12	...	1	1	6	7500	6.3	6	51	4.3
190...	38	11	11	11	5	...	6.0	4	2
191...	45	15	15	15	9	6500	5.7	5	41	4.6	...	1
192...	40	16	16	16	6	8500	5.0	7	43	3.9	...	1
193...	45	15	14	12	2	1	...	1	13	5500	6.6	1
194...	27	9	6	5	1	3	3	6	6500	7.0	3
195...	48	19	17	13	4	2	2	9	5500	5.4	8	38	4.4
196...	12	4
197...	53	21	21	21	14	6500	6.2	6	48	5.2	3	3
198...	52	20	20	15	5	8	8000	5.9	10	45	3.7	...	3
199...	8	3
200...	22	4
201...	7	2
202...	9	2	2
203...	29	6	6	6	6	6500	5.8	2	2
204...	31	9	7	5	2	2	2	7	5500	5.4	1	7	2
205...	21	9	7	5	2	2	2	8	6000	5.9	1
206...	12	4	2
207...	37	10	10	10	5	...	5.4	5	49	4.2	6	2
208...	13	4
209...	21	4
210...	14	2
211...	3	1
212...	43	12	12	12	9	5500	6.1	2	1	1
213...	43	11	11	7	4	6	6500	5.7	4	7	2
214...	74	13	13	13	9	5500	5.9	3	8	6
215...	43	8	8	8	7	6500	6.3	5	3
216...	14	5	3	3	...	2	2	4
217...	31	9	7	5	2	2	2	5	...	8.0	3	2	...
218...	53	15	14	12	2	1	...	1	13	5500	5.4	2	12	4
219...	28	12	8	8	...	4	2	9	5000	5.0	2	8	1
220...	33	10	10	7	3	8	5000	5.4	2	3	1
221...	41	13	9	9	8	4000	6.3	5	...	5.2	9	3
222...	**56	13	7	3	4	6	3	6	5000	5.8	6	37	3.8	10	4
223...	**56	19	14	12	2	5	4	1	13	5500	5.6	6	40	4.7	10	3
224...	38	14	11	5	6	2	2	1	9	5000	5.7	5	42	4.6	8	...
225...	194	45	30	22	8	14	6	8	...	1	29	4500	5.8	15	37	4.1	34	10
226...	108	23	11	9	2	12	8	4	11	5500	6.3	10	41	5.1	20	8
227...	91	21	10	8	2	11	10	1	8	6500	6.4	12	45	5.7	19	4
228...	108	26	16	12	4	10	3	7	17	6000	6.6	8	36	4.8	22	3
229...	85	29	20	13	7	9	2	7	8	4500	6.4	20	32	3.7	18	4
230...	188	46	25	20	5	21	14	7	20	5500	6.6	22	38	4.4	35	12
231...	63	16	12	8	4	3	2	1	...	1	9	5500	7.1	7	39	3.9	14	3
232...	64	21	7	2	5	9	1	8	...	5	9	4000	6.2	10	25	3.9	10	5
233...	27	13	6	4	2	3	2	1	...	4	3	8	35	3.8	6	...
234...	56	13	9	8	1	4	3	1	7	5500	7.0	6	...	6.8	3	...
235...	6	3
237...	21	3
238...	1	1
239...	2	2
240...	1044	270	270	269	1	1	268	37	4.2	...	70
241...	113	29	29	29	28	37	4.7	...	8
242...	99	34	22	21	1	5	5	7	7500	4.3	9	59	4.2	...	6
243...	358	110	103	103	...	1	1	96	12000	5.3	2	6
245...	141	42	40	40	...	1	1	1	38	11500	5.0	1	3
246...	42	10	10	9	1	7	10000	5.3	3
247...	46	15	15	15	13	11000	5.4	1
248...	53	12	12	12	11	10000	5.4	1	2
249...	34	9	9	9	8	10500	5.3	2	1
250...	40	11	11	11	9	11500	5.6	1	1
251...	34	9	9	9	5	...	4.8	4
254...	8	4
255...	103	28	27	27	...	1	1	24	8500	4.9	2	6
256...	99	24	17	17	...	6	6	19	7000	4.5	4	8
257...	16	5	5	5	4
258...	67	19	18	18	1	8500	5.1	5	55	4.0	...	2
259...	21	7	7	7	7	10500	5.0
261...	18	6	5	5	1	1	3	2
264...	39	8	3	2	1	4	4	1	4	4	2
265...	30	9	8	7	1	1	1	6	7500	5.3	2	1
266...	55	16	16	13	3	7	7000	6.0	8	51	5.5	...	2
267...	26	6	3	2	1	3	2	1	3	2	1
268...	17	2
269...	15	4
270...	31	13	3	2	1	7	4	3	3	8	41	4.4	...	1
271...	11	6	5	3	2	1	...	1	4	2
272...	12	4
273...	32	8	8	4	4	3	5	33	5.6	...	1

Table 2.—CHARACTERISTICS OF HOUSING UNITS, BY BLOCKS: 1960—Con.

["Total population" contains no persons in group quarters unless preceded by asterisk: one asterisk (*) denotes less than 10 percent; two asterisks (**), 10 percent or more]

Table with columns: Blocks within block numbering areas, Total population, All housing units by condition and plumbing (Sound, Deteriorating, Dilapidated), Occupied housing units (Owner occupied, Renter occupied), and 1.01 or more persons per room. Rows are numbered 1 to 102.

City Block Characteristics

Table 2.—CHARACTERISTICS OF HOUSING UNITS, BY BLOCKS: 1960—Con.

[“Total population” contains no persons in group quarters unless preceded by asterisk; one asterisk (*) denotes less than 10 percent; two asterisks (**), 10 percent or more]

Table with 15 columns: Blocks within block numbering areas, Total population, and categories for housing units by condition and plumbing (Sound, Deteriorating, Dilapidated) and occupied housing units (Owner occupied, Renter occupied, Occupied by non-white, 1.01 or more persons per room). Rows list block numbers and their corresponding statistics.

Table 2.—CHARACTERISTICS OF HOUSING UNITS, BY BLOCKS: 1960—Con.

[“Total population” contains no persons in group quarters unless preceded by asterisk; one asterisk (*) denotes less than 10 percent; two asterisks (**). 10 percent or more]

Blocks within block numbering areas	Total population	All housing units by condition and plumbing								Occupied housing units								
		Total	Sound			Deteriorating			Dilapidated	Owner occupied			Renter occupied			Occupied by non-white	1.01 or more persons per room	
			Total	With all plumbing facilities	Lacking some or all facilities	Total	With all plumbing facilities	Lacking some or all facilities		Total	Average value (dollars)	Average number of rooms	Total	Average contract rent (dollars)	Average number of rooms			
																		With flush toilet
203...	98	36	36	36	25	13000	5.6	11	61	3.9	
204...	72	21	21	21	21	11000	5.0	1	
206...	80	22	22	22	12	12000	5.0	10	96	5.7	...	1	
E.....	*12690	4920	3873	3149	724	927	533	392	2	120	1932	6000	6.0	2462	48	3.5	11	384
3...	81	27	22	17	5	5	2	3	15	3500	5.7	7	42	4.6	...	4
4...	69	24	22	20	2	2	2	2	15	5000	6.1	8	39	4.0	...	3
5...	36	12	12	12	5	5000	5.0	7	58	4.6	...	1
6...	68	21	18	14	4	3	2	1	14	4000	5.6	4	5
7...	74	25	22	22	...	3	1	2	17	4500	6.1	6	43	5.2	...	1
8...	58	15	9	8	1	6	2	4	12	3500	4.4	3	4
11...	29	7	1	1	...	6	2	4	4	3	2
16...	*45	6	6	...	6	6	21	1.2
17...	1	1
20...	1	1
25...	37	34	30	34	16	4	...	4	34	47	1.1	1
31...	4	1
32...	6	6	6	6	5	37	2.6
33...	51	60	60	60	50	39	1.0	2	...	1
34...	*27	1
38...	9	6	6	1	5	6	43	1.5	1
42...	4	4
44...	7	35	2	1	1	33	1	32	7	24	1.3
47...	133	50	35	15	20	15	5	10	15	5000	6.1	28	31	4.3	...	7
48...	184	53	24	15	9	27	15	12	...	2	27	4000	6.1	21	36	3.7	...	12
50...	*77	26	9	6	3	10	3	7	...	7	6	4000	5.2	17	32	3.2	...	5
51...	67	20	9	8	1	10	2	8	...	1	9	5000	6.0	11	35	3.5	...	6
52...	72	22	10	9	1	11	3	8	...	1	12	4500	5.5	7	128	3.4	...	6
53...	37	11	5	3	2	6	...	6	7	3500	4.6	4	2
54...	69	22	11	10	1	10	4	6	...	1	13	4000	5.2	5	40	5.2	...	4
55...	4	2
56...	10	3
57...	68	17	11	10	1	6	4	2	13	4500	5.6	4	3
58...	72	26	12	6	6	9	5	4	...	5	14	3500	5.5	7	34	4.0	...	4
59...	29	9	1	...	1	8	2	6	4	3	1
60...	9	4
61...	66	14	9	7	2	5	1	4	8	3500	6.0	4	5
62...	22	12	8	8	...	4	2	2	6	3500	5.8	4	1
63...	50	17	13	11	2	4	3	1	11	3500	4.7	3	2
64...	50	16	13	12	1	3	2	1	11	3500	5.1	3	2
65...	21	8	6	4	2	1	1	6	4000	4.8	2	1
66...	20	8	6	6	...	2	...	2	6	4000	5.2	1
67...	49	15	10	8	2	5	1	4	6	4000	5.0	5	42	4.2	...	4
68...	33	13	11	8	3	2	1	1	9	4500	4.9	3	1
69...	193	55	44	43	1	11	8	3	22	5500	4.9	32	42	4.0	...	11
70...	21	8	5	3	2	3	5	6000	5.4	3	1
71...	49	9	8	8	...	1	6	6000	6.8	3	2
72...	23	4
73...	4	1
74...	...	1
76...	13	5	5	3	2	2	3
77...	39	10	9	9	...	1	3	7	38	5.6
78...	21	9	9	7	2	3	5	...	5.2
79...	71	24	22	16	6	2	13	4500	5.9	9	33	4.4	...	3
80...	82	25	23	17	6	2	17	5000	5.4	7	40	4.4	...	1
81...	57	22	22	18	4	15	5000	5.7	4	2
82...	81	27	19	18	1	...	3	5	16	5000	6.2	7	45	4.6	...	2
83...	68	28	24	19	5	4	1	3	17	4500	4.7	10	77	4.1	...	2
84...	*95	31	26	20	6	2	1	...	1	3	14	4000	6.1	13	39	4.1	...	3
85...	48	24	22	17	5	2	...	2	12	4000	6.3	6	34	4.3
86...	93	30	24	22	2	6	1	5	17	4500	6.1	10	34	4.3	...	5
87...	*89	28	13	12	1	15	10	5	9	5500	6.3	16	34	4.4	...	1
88...	110	29	22	15	7	7	1	6	14	5000	5.4	15	40	4.2	...	7
89...	48	20	14	10	4	6	...	6	11	4500	6.4	8	30	4.2	...	1
90...	77	24	17	11	6	6	4	2	...	1	12	4500	6.4	10	33	3.9	...	2
91...	59	17	16	16	...	1	1	9	9500	6.9	8	42	4.1	...	3
92...	54	24	16	10	6	2	2	6	11	5000	6.7	8	42	4.8	...	1
93...	67	27	16	12	4	11	8	3	13	4000	6.0	9	37	4.1	...	2
94...	45	12	5	5	...	7	3	4	3	7	37	5.6	...	3
95...	196	73	34	20	14	31	21	10	...	8	17	4500	5.8	43	33	4.1	...	9
96...	108	45	37	22	15	4	...	4	...	4	7	4500	6.1	31	70	3.9	...	3
97...	18	7	2	1	1	5	...	5	1	6	25	1.8	...	1
98...	*37	30	8	1	7	22	...	22	1	29	24	1.0	...	1
99...	1	1
100...	4	6	6	...	6	1	3
105...	36	42	42	...	42	36	32	1.0
107...	17	15	15	2	13	1	14	33	1.4	1	...
109...	*46	11	6	6	...	5	4	1	1	8	38	5.1
110...	*24	7	2	2	...	5	...	5	1	5	42	2.8	...	2
111...	73	27	4	4	...	14	4	10	...	9	4	22	47	3.1	...	3
112...	*131	39	22	16	6	11	6	5	...	6	11	8000	7.6	24	52	4.0	...	7
113...	141	62	25	21	4	20	16	4	...	17	14	5000	6.2	40	45	3.6	1	4
114...	18	9	9	4	5	3	5	39	2.0	...	1
115...	43	17	14	11	3	...	3	2	12	41	4.3	...	1
116...	45	15	11	8	3	4	3	1	3	11	41	4.5	...	2
117...	*130	24	23	7	16	1	1	2	20	31	1.5	...	3

Table 2.—CHARACTERISTICS OF HOUSING UNITS, BY BLOCKS: 1960—Con.

[“Total population” contains no persons in group quarters unless preceded by asterisk; one asterisk (*) denotes less than 10 percent; two asterisks (**), 10 percent or more]

Blocks within block numbering areas	Total population	All housing units by condition and plumbing										Occupied housing units								
		Sound					Deteriorating					Owner occupied			Renter occupied			Occupied by non-white	1.01 or more persons per room	
		Total	Total	With all plumbing facilities	Lacking some or all facilities	Total	With all plumbing facilities	Lacking some or all facilities		Dilapidated	Total	Average value (dollars)	Average number of rooms	Total	Average contract rent (dollars)	Average number of rooms				
								With flush toilet	No flush toilet											
118...	*230	120	104	59	45	16	9	7	11	...	5.6	95	49	2.5	...	6		
119...	55	28	24	18	6	4	4	4	24	55	3.7	...	2		
120...	30	22	21	20	1	1	1	1	1	20	105	2.3		
122...	3	1		
123...	93	28	25	13	12	3	1	2	13	5500	6.3	14	36	3.9	...	3		
124...	**61	21	20	17	3	1	1	1	9	4500	6.7	11	38	3.5	...	3		
125...	141	50	43	26	17	7	7	7	14	6000	6.7	29	40	3.7	...	11		
126...	87	33	21	16	5	10	6	4	2	7	3500	5.7	22	31	4.0	1	5	
127...	43	23	20	18	2	2	...	2	...	1	11	4500	5.7	7	33	4.4		
128...	95	34	10	...	24	14	10	14	3500	5.8	12	40	4.4	...	3			
129...	57	23	13	12	1	10	5	5	9	4500	5.8	11	39	3.6		
130...	72	18	17	17	...	1	1	7	6000	6.6	8	49	4.7	...	2		
131...	98	26	14	12	2	12	12	18	5500	6.5	7	121	4.6	...	3		
132...	90	30	23	18	5	6	6	4	...	1	14	4000	5.8	15	67	3.4	...	3		
133...	69	26	17	9	8	6	6	2	...	3	9	4500	5.7	14	44	4.2	...	1		
134...	65	27	19	17	2	8	8	9	4500	7.2	15	36	3.9	...	3			
135...	67	27	24	20	4	3	3	2	10	6000	6.5	14	37	3.4	...	3		
136...	52	25	15	13	2	10	7	3	10	5000	6.1	11	34	3.9		
137...	73	34	19	14	5	15	6	6	14	4500	5.9	18	31	3.4	...	3		
138...	59	22	18	12	6	4	3	1	10	6000	6.8	9	35	4.0		
139...	60	20	20	18	2	12	5500	5.2	8	44	4.3	...	1			
140...	74	31	25	19	6	6	5	1	18	5000	5.2	12	37	3.6	...	1		
141...	66	23	23	19	4	13	5000	5.6	7	46	4.3	...	2			
142...	32	11	9	7	2	2	2	2	...	3	8	37	4.2			
143...	110	43	43	40	3	28	7000	6.2	9	45	3.4			
144...	35	13	10	10	...	3	3	2	10	7500	5.4	3	1			
145...	59	24	22	17	5	2	2	13	9500	5.4	11	48	3.6	...	2			
146...	128	40	29	29	...	11	11	28	7500	5.1	10	46	4.9	...	2			
147...	142	40	27	27	...	12	12	29	7000	6.1	6	59	5.3	...	6			
149...	101	38	38	32	6	27	7000	6.3	8	49	3.9	...	2			
150...	14	3		
151...	107	34	24	15	9	10	1	9	...	11	5000	5.4	18	37	4.3	...	5			
152...	151	45	43	36	7	7	9	1	...	1	19	6000	6.2	25	41	4.4	...	3		
153...	67	16	17	16	1	1	...	1	...	1	9	5000	5.7	10	41	4.4	...	3		
154...	109	36	38	37	1	23	4500	5.4	14	42	4.6	...	2			
155...	27	9	7	6	1	1	...	1	...	5	...	4.0	4	1	...	1		
156...	160	51	49	40	9	2	2	27	6000	6.0	23	43	4.3	...	6			
157...	92	35	33	23	10	2	2	18	5500	6.2	15	40	3.7	...	1			
158...	89	29	13	12	1	15	10	4	1	1	11	6000	6.0	16	34	4.3	...	4		
159...	85	30	30	24	6	13	4500	5.2	15	43	4.5			
160...	76	22	21	19	2	1	1	13	5000	6.5	8	43	4.1			
161...	60	23	13	10	3	5	3	6	...	1	13	4000	5.8	8	38	4.1	...	3		
162...	71	32	27	16	11	9	3	2	...	14	5000	6.6	10	34	3.5	...	4			
163...	99	34	25	23	2	8	4	4	...	1	16	6500	6.5	14	45	4.8	...	2		
164...	75	25	25	23	2	21	6000	5.0	3	2	...	2		
165...	80	25	21	16	5	3	1	2	...	1	14	6500	5.7	7	43	5.4	...	1		
166...	53	21	16	15	1	5	5	5	...	10	3500	5.9	10	28	3.8	...	1			
167...	30	15	10	10	...	2	2	2	...	3	10	62	3.9			
168...	51	31	31	2	29	59	3.4			
169...	**147	92	68	67	1	14	14	10	70	76	2.6	...	3			
170...	48	29	8	7	1	19	15	4	...	2	8	8500	6.5	18	51	2.9	...	1		
171...	86	47	29	28	1	11	11	7	5	...	8.2	38	5.2	...	4	2		
172...	40	21	14	13	1	3	3	4	5	10500	8.6	11	48	3.5	...	2		
173...	80	42	30	30	...	12	12	12	12500	6.2	26	55	3.8	...	1			
174...	**63	15	14	14	...	1	1	1	12	59	3.7	...	1			
175...	**67	37	36	27	9	1	1	8	...	6.3	21	54	3.4			
176...	42	24	23	23	...	1	1	3	18	58	4.2	...	3			
177...	89	69	68	68	...	1	1	3	56	89	2.6	...	3			
178...	**29	17	17	17	4	11	55	3.2			
180...	66	16	14	8	6	1	1	7	5000	6.7	9	33	3.9	...	2			
181...	8	3		
182...	72	27	27	21	6	18	5500	5.8	8	36	4.8	...	1			
183...	108	45	35	23	12	10	9	1	...	25	5500	5.6	15	44	4.6	...	1			
184...	34	12	11	9	2	1	1	9	5500	5.9	2	1	...	1		
185...	161	64	63	45	18	1	...	1	...	24	7500	5.4	38	44	4.2	...	1			
186...	39	12	12	10	2	6	9500	6.7	5	...	5.4	...	2			
187...	27	7	7	7	4	3	2			
188...	134	49	47	41	6	2	1	1	...	35	5500	5.2	11	44	3.9	...	2			
189...	53	19	18	13	5	1	1	15	4500	5.2	2		
190...	88	27	26	20	6	1	1	20	4500	5.1	5	39	4.4	...	5			
191...	27	6	3	3	...	3	2	1	...	4	2	2			
192...	42	19	12	12	...	7	7	10	6000	6.0	6	52	4.0			
193...	113	33	22	22	...	11	11	19	6000	6.2	10	46	4.3	...	3			
194...	63	28	23	21	2	5	4	1	...	22	8000	6.5	4		
195...	6	4		
196...	50	19	11	10	1	8	5	3	...	14	6500	5.9	5	...	3.4	...	2			
197...	119	43	30	30	...	13	9	4	...	28	6500	5.2	12	49	3.7	...	4			
198...	40	12	8	8	...	4	3	1	...	9	5500	5.7	2	2	...	2		
199...	29	9	5	5	...	4	3	1	...	6	6000	4.7	2	1	...	1	
200...	35	12	6	6	...	6	2	4	...	8	5500	6.1	1	
201...	35	11	11	10	1	11	5500	5.8	1	...	1	
203...	86	28	26	26	...	2	2	21	6500	6.2	5	...	5.4	...	2	...	2	
204...	67	23	21	21	...	2	2	15	3000	5.6	8	34	4.6	
205...	17	7	7	7	4	3	1	...	1	
207...	29	9	8	8	...	1	1	6	4500	4.8	3	1	...	1	
208...	111	34	31	29	2	3	2	1	...	24	4500	5.5	9	45	5.1	3	...	3

Table 2.—CHARACTERISTICS OF HOUSING UNITS, BY BLOCKS: 1960—Con.

["Total population" contains no persons in group quarters unless preceded by asterisk; one asterisk (*) denotes less than 10 percent; two asterisks (**), 10 percent or more]

Blocks within block numbering areas	Total population	All housing units by condition and plumbing								Occupied housing units								
		Total	Sound			Deteriorating			Dilapidated	Owner occupied			Renter occupied			Occupied by non-white	1.01 or more persons per room	
			Total	With all plumbing facilities	Lacking some or all facilities	Total	With all plumbing facilities	Lacking some or all facilities		Total	Average value (dollars)	Average number of rooms	Total	Average contract rent (dollars)	Average number of rooms			
								With flush toilet										No flush toilet
209...	93	37	36	36	...	1	1	18	8500	6.8	18	48	4.3	...	2	
210...	153	62	59	51	8	3	2	1	...	38	6500	6.2	18	44	4.1	...	1	
211...	141	53	51	43	8	2	2	34	6500	6.1	18	40	3.7	...	1	
212...	136	46	40	32	8	6	5	1	...	26	6000	6.4	11	40	3.7	...	4	
213...	*109	28	26	25	1	2	1	1	...	23	6000	6.4	5	33	4.4	...	3	
214...	85	22	22	20	2	17	7000	4.4	4	3	
216...	**18	1	
217...	23	7	5	5	...	2	2	3	4	1	
218...	59	28	24	24	...	4	4	10	18500	7.8	16	55	4.3	
219...	**110	57	55	54	1	2	2	11	13500	5.8	41	58	3.4	
220...	*150	79	76	74	2	3	3	8	...	5.9	63	57	3.5	2	2	
221...	5	6	5	5	...	1	1	4	
222...	14	10	10	10	1	9	58	3.4	
223...	*86	37	30	26	4	7	6	1	...	5	...	5.2	30	52	3.3	2	1	
224...	61	44	44	44	8	...	9.1	25	65	4.0	
225...	**99	34	27	24	3	3	3	...	4	10	13500	7.7	19	57	4.4	...	3	
226...	106	62	50	43	7	12	10	2	...	6	...	6.8	46	58	2.6	...	4	
227...	44	18	18	18	16	50	4.1	...	3	
228...	6	1	
229...	77	41	20	18	2	21	19	2	...	2	31	47	3.1	...	3	
230...	16	3	
232...	34	17	17	14	3	10	42	2.3	...	6	
233...	40	20	18	16	2	2	2	12	11000	7.3	5	...	3.4	...	1	
234...	*123	65	65	65	13	13000	7.2	41	61	3.1	1	1	
235...	**36	10	10	10	8	21000	9.5	2	
236...	*57	28	28	28	6	17500	7.8	19	61	3.3	...	1	
237...	74	29	27	27	...	1	1	...	1	6	16500	10.3	23	54	3.6	...	1	
238...	105	59	57	52	5	1	1	...	1	18	10000	6.6	35	57	3.7	...	1	
239...	9	6	6	6	2	3	
240...	104	39	38	30	8	1	1	19	9000	6.5	18	51	4.2	1	2	

City Block Characteristics

Table 2.—CHARACTERISTICS OF HOUSING UNITS, BY BLOCKS: 1960—Con.

["Total population" contains no persons in group quarters unless preceded by asterisk; one asterisk (*) denotes less than 10 percent; two asterisks (**), 10 percent or more]

Blocks within block numbering areas	Total population	All housing units by condition and plumbing									Occupied housing units								
		Total	Sound			Deteriorating			Dilapidated	Owner occupied				Renter occupied					
			Total	With all plumbing facilities	Lacking some or all facilities	Total	With all plumbing facilities	Lacking some or all facilities		Total	Average value (dollars)	Average number of rooms	Total	Average contract rent (dollars)	Average number of rooms	Occupied by non-white	101 or more persons per room		
								With flush toilet										No flush toilet	
F.....	*11170	3637	3439	3282	157	131	90	31	10	67	2599	15000	6.4	861	60	4.6	...	214	
2....	13	4	50	214
5....	147	51	50	49	1	1	1	35	6500	5.5	13	41	4.0	...	3	
6....	5	1
7....	18	4
8....	38	14	14	14
9....	126	42	42	40	2	8	...	5.0	6	53	3.8
10....	13	4	34	7500	5.5	7	45	4.0	...	5	
11....	44	16	16	16
12....	15	6	6	6	14	7500	5.9	2
13....	2	1	4	1	2
14....	4	1
15....	19	5	3	3	...	1	1	...	1	...	5	3500	3.8	1
16....	18	6	5	5	1	3	3	1
17....	29	10	7	7	...	1	1	2	7	3500	4.3	3	1
18....	14	4
19....	3
20....	12	5	4	3	1	1	2	2
21....	16	7	5	4	1	1	1	...	1	...	3	2	1
22....	21	7	3	2	1	1	1	3	4	3	1
24....	29	9	7	7	...	2	2	7	7500	5.1
25....	14	4
27....	71	17	6	4	2	5	3	1	1	6	12	3500	4.9	3	5
28....	33	12	8	7	1	3	2	...	1	1	10	5500	5.3	1
29....	27	8	6	5	1	1	1	1	7	5000	5.1	1	2
30....	99	25	24	22	2	1	1	21	5500	5.0	4	2
31....	17	4
32....	12	4
33....	33	14	14	12	2	9	5500	5.1	4
34....	37	11	11	11	7	7500	5.3	4
35....	68	27	21	21	...	6	6	23	6500	5.4	3	1
36....	47	14	14	14	14	6000	5.2
37....	105	36	36	33	3	25	6500	6.1	10	48	4.6	1
38....	92	27	23	23	...	4	4	20	5500	6.0	6	50	4.3	3
39....	45	13	13	9	4	8	6000	5.5	4	2
40....	81	27	26	22	4	1	1	17	7000	4.5	8	41	4.0	2
41....	72	25	24	18	6	1	...	1	15	6000	5.3	8	43	3.9	2
42....	71	20	20	13	7	13	6500	5.5	6	35	3.3	2
43....	40	14	14	14	8	6000	5.3	5	53	6.0	5
44....	28	8	8	8	5	5500	5.6	3
45....	94	36	36	25	11	23	5000	6.3	13	78	4.5	2
46....	38	12	11	11	...	1	1	11	6000	6.0	1
47....	84	27	25	25	...	2	2	24	6000	6.0	3	1
48....	97	28	24	21	3	4	2	...	2	...	18	4500	5.6	9	44	4.9	3
49....	19	4
55....	25	7	6	6	...	1	1	...	3	4
56....	16	6	6	6	2	4
57....	11	4
58....	97	34	34	24	10	11	3500	7.0	18	7
59....	138	46	41	36	5	4	4	33	5500	5.3	12	35	5.1	7
60....	143	47	47	39	8	1	6500	6.0	16	48	4.3	2
61....	31	12	12	10	2	31	7500	6.3	5	37	3.6	1
62....	65	25	25	15	10	6	7000	6.3	7	38	3.8	1
63....	72	29	29	23	6	15	5000	6.5	9	32	4.1	1
64....	62	19	17	14	3	2	1	10	6000	6.7	7	43	5.7	2
65....	18	18	18	18	...	2	10	6500	4.2	8	62	4.6	5
66....	71	23	21	21	...	2	2	17	5500	5.5	6	49	5.2	1
67....	55	15	15	15	13	6500	5.8	2	2
68....	1	1	1	1
69....	75	18	14	14	...	1	1	3
70....	27	9	6	5	1	3	13	6500	4.5	4	4
71....	7	3	3	7	4500	4.4	1
72....	28	8	7	...	1
73....	15	3	1	7	5000	4.7	1
74....	26	6	4	4	...	1	1	...	4	2	3
75....	17	4	1
76....	26	8	6	6	...	1
77....	69	18	10	8	2	5	2	...	3	...	6	5000	5.2	2	3
79....	15	3	3	14	4000	4.6	4	3
80....	105	27	16	11	5	4	1	...	3	...	7	5000	4.7	8	32	4.0	7
81....	20	4
82....	26	6	1	...	1	...	5	2	3	2
83....	15	3
84....	64	27	24	20	4	2	1	...	1	...	18	9500	5.1	7	41	3.6	1
85....	223	60	54	46	8	4	3	1	...	2	50	6500	5.5	10	54	4.5	5
86....	22	7	7	7	4	3	1
88....	31	8	4	4	...	4	2	...	2	2	2
89....	61	15	15	15
90....	97	29	27	27	...	2	12	7000	6.3	2
91....	52	13	13	13	...	2	24	8500	6.5	4	1
92....	29	8	8	8	10	7000	6.3	2	1
93....	39	14	14	14	4	4	1
94....	62	21	21	21	11	7000	6.0	3
95....	124	38	38	34	4	13	8500	6.5	7	57	5.0
96....	89	32	32	29	3	23	9000	6.8	14	48	5.6	3
97....	4	3	21	8500	5.7	10	51	4.4	1
98....	7
99....	45	12	12	12
100....	118	41	34	30	4	7	2	5	8	7000	5.5	4	1
101....	7	20	18	18	...	2	2	13	11000	7.2	23	55	4.4	7
102....	662	197	189	188	1	7	2	4	1	1	173	13500	5.9	17	57	6.0	9

Table 2.—CHARACTERISTICS OF HOUSING UNITS, BY BLOCKS: 1960—Con.

["Total population" contains no persons in group quarters unless preceded by asterisk; one asterisk (*) denotes less than 10 percent; two asterisks (**), 10 percent or more]

Blocks within block numbering areas	Total population	All housing units by condition and plumbing									Occupied housing units								
		Total	Sound			Deteriorating			Dilapidated	Owner occupied			Renter occupied						
			Total	With all plumbing facilities	Lacking some or all facilities	Total	With all plumbing facilities	Lacking some or all facilities		Total	Average value (dollars)	Average number of rooms	Total	Average contract rent (dollars)	Average number of rooms	Occupied by non-white	1.01 or more persons per room		
197...	55	18	18	18	16	31000	7.8	2
198...	18	8	8	8	8	33000	8.5
199...	26	9	9	9	9	29000	7.4
200...	134	42	41	41	...	1	1	42	31000	7.7
201...	8	3
202...	37	11	11	11	10	34000	8.1	1
203...	24	8	8	8	8	25000	8.3
204...	145	44	44	44	41	31000	7.6	3
206...	100	28	27	27	...	1	1	21	9000	4.8	6	56	4.0	6
207...	69	18	16	16	...	2	2	13	8000	5.5	4	3
208...	11	5	5	5	4	1
209...	37	11	9	7	2	2	...	1	1	8	8500	4.5	3	1
210...	8	3
211...	27	6	6	5	1	6	7000	4.8	2
212...	34	10	10	9	1	8	6000	4.5	2	1
213...	18	6	6	6	6	5500	5.3	1
214...	111	41	40	39	1	1	32	6500	5.0	6	...	4.8	1
215...	47	11	11	11	9	8000	4.9	2	1
216...	110	31	22	22	...	9	7	2	...	26	6000	5.0	4	2
217...	75	22	18	18	...	3	3	...	1	17	6500	4.9	3	2
218...	25	8	7	7	...	1	1	6	4500	4.8	2	1
219...	67	20	20	18	2	18	7000	4.9	2	2
220...	36	11	11	11	9	7500	5.2	1	1
221...	10	4
222...	63	19	18	18	1	16	8500	4.9	3	1
223...	4	2
224...	48	10	10	10	8	7500	6.5	2	3
225...	45	10	9	7	2	1	8	5500	5.3	1	1
226...	42	14	13	13	...	1	1	12	7000	4.9	1
227...	27	6	6	6	6	6000	5.7	2
228...	67	20	19	19	1	17	6500	4.9	1	3
229...	14	3
230...	19	4
231...	43	11	11	11	10	40000	8.5
232...	187	60	60	60	54	34000	7.6	1
233...	23	8	8	8	5	33000	6.6	3	1
234...	30	8	8	8	6	38000	8.3	2	1
235...	187	61	61	61	55	36000	8.3	3
236...	17	6	6	6	5	27000	6.8	1
237...	67	27	27	27	27	32000	7.7
238...	71	26	26	26	25	31000	7.6	1
239...	69	23	23	23	21	31000	7.5	1
240...	117	40	40	40	39	26000	6.7
241...	18	4
G.....	*15543	5548	5293	5240	53	248	237	10	1	7	3860	15000	6.2	1353	73	4.6	5	109	...
2	23	9	5	5	...	4	4	7	10000	7.1	2
3	65	25	24	24	...	1	1	14	10000	6.4	9	57	4.2	2
4	41	14	13	13	...	1	1	11	10000	7.0	3
5	78	26	25	25	...	1	1	15	11000	6.0	11	73	5.1	1
6	79	28	28	28	20	11500	6.1	7	75	4.7
7	261	175	107	107	...	68	68	40	13000	6.4	59	61	3.7	3
8	133	94	55	55	...	39	39	40	67	4.3	2
9	71	27	20	20	...	7	3	4	...	14	10500	7.1	13	46	3.4	2
10	39	18	18	17	1	13	14000	6.1	5	...	5.2
11	61	22	18	18	...	4	4	13	12500	6.4	7	57	4.7
12	35	15	15	15	10	10000	6.5	5	...	4.2
13	83	33	30	30	...	3	3	21	10500	7.3	8	62	4.3	1
14	8	2
15	104	40	36	34	2	4	2	2	...	24	11000	6.1	15	59	4.1
16	79	29	26	26	...	3	3	19	12000	6.3	10	141	4.8	1
17	83	28	28	26	2	20	13000	6.2	8	63	4.8
18	189	84	84	84	1	77	85	4.6
19	80	25	23	23	...	2	2	21	9500	4.7	4	2
20	84	27	27	27	22	10000	5.1	4	1
21	37	11	11	10	1	4	6	82	4.8	1
22	11	1
24	2
26	69	27	27	27	20	15000	5.5	3	3
28	92	23	23	23	20	7500	5.1	3
29	94	30	30	30	19	9000	4.7	9	70	3.6	4
30	55	20	20	20	15	9500	5.1	2	1
31	98	25	25	25	21	10000	5.1	4	5
32	39	15	15	15	9	14500	5.0	6	...	4.5
33	112	47	45	43	2	2	2	22	12500	7.3	24	65	4.7
34	103	31	31	31	19	12000	6.7	12	74	5.3
35	73	34	34	34	13	11000	6.4	20	56	4.2	2
36	11	9	7	5	2	2	1	1	...	4	4
37	47	17	17	17	12	16500	7.2	4
38	58	24	23	19	4	1	1	14	11000	6.1	10	57	3.7	1
39	54	18	18	14	4	13	12500	7.0	3
40	20	8	8	7	1	7	10500	5.7	1
41	99	36	30	30	...	6	5	1	...	25	11500	5.1	9	54	3.2
42	42	14	12	10	2	2	2	12	8000	5.5	2
44	161	60	56	56	...	3	3	...	1	49	9500	5.9	9	53	3.7	1
45	52	21	15	15	...	6	4	2	...	12	9000	6.4	8	1

Table 2.—CHARACTERISTICS OF HOUSING UNITS, BY BLOCKS: 1960—Con.

["Total population" contains no persons in group quarters unless preceded by asterisk; one asterisk (*) denotes less than 10 percent; two asterisks (**), 10 percent or more]

Table with 16 columns: Block number, Total population, All housing units by condition and plumbing (Sound, Deteriorating, Dilapidated), Occupied housing units (Owner occupied, Renter occupied), and persons per room. Rows 46-137.

Table 2.—CHARACTERISTICS OF HOUSING UNITS, BY BLOCKS: 1960—Con.

["Total population" contains no persons in group quarters unless preceded by asterisk (*) one asterisk (*) denotes less than 10 percent; two asterisks (**), 10 percent or more]

Blocks within block numbering areas	Total population	All housing units by condition and plumbing								Occupied housing units								
		Total	Sound			Deteriorating			Dilapidated	Owner occupied			Renter occupied			Occupied by non-white	1.01 or more persons per room	
			Total	With all plumbing facilities	Lacking some or all facilities	Total	With all plumbing facilities	Lacking some or all facilities		Total	Average value (dollars)	Average number of rooms	Total	Average contract (dollars)	Average number of rooms			
								With flush toilet										No flush toilet
138...	48	22	22	22	4	15	64	4.3	...	1	
139...	53	16	16	16	14	19000	7.3	2	
140...	38	15	15	15	13	17500	7.5	1	
141...	50	15	15	15	11	17000	7.4	4	
142...	61	25	25	25	18	16500	7.3	7	78	4.6	
143...	79	28	28	28	22	16000	7.0	4	
144...	127	39	39	39	31	17000	6.2	8	85	4.9	
145...	106	35	35	35	32	16500	6.8	3	
146...	170	60	60	60	36	16000	6.2	21	83	5.4	
147...	34	13	13	13	8	16500	5.8	5	...	4.8	
148...	69	21	21	21	14	16000	5.8	5	88	4.8	...	1	
149...	61	22	22	22	21	14000	5.4	
150...	57	19	19	19	13	12000	5.5	4	2	
151...	59	21	21	21	19	20000	6.3	1	
152...	333	106	104	104	...	2	2	75	17500	5.9	23	81	4.8	...	5	
153...	275	79	79	79	76	20000	6.2	2	
154...	54	15	15	15	14	15500	5.9	1	
155...	65	23	23	23	18	14000	5.7	5	86	5.0	
156...	65	20	20	20	17	15000	6.2	2	
157...	37	10	10	10	10	18000	5.9	
158...	54	18	18	18	17	15500	5.9	1	
159...	102	35	35	35	32	16500	6.1	2	
160...	68	27	27	25	2	21	20000	8.5	4	
161...	255	86	83	83	...	3	3	71	20000	6.5	12	63	4.6	...	1	
162...	46	17	17	17	16	24000	7.3	1	
163...	39	13	13	13	13	23000	7.0	
164...	80	21	21	21	20	28000	7.5	1	
165...	22	6	6	6	6	26000	6.8	
166...	24	7	7	7	7	31000	7.9	
167...	49	19	19	19	17	24000	6.9	1	
168...	147	41	41	41	33	8000	4.5	7	69	3.9	...	9	
170...	23	8	8	8	7	9500	4.9	1	
171...	28	9	9	9	8	9000	5.8	1	
173...	5	
174...	31	10	10	10	10	11000	5.1	
175...	34	12	11	11	...	1	1	11	10500	4.8	1	
176...	20	4	
177...	55	17	17	17	16	9500	4.7	1	1	
178...	55	15	15	15	12	10000	4.8	3	2	
179...	180	89	88	87	1	1	1	8	9000	4.4	75	70	3.3	...	1	
181...	64	14	13	13	...	1	1	12	12000	5.1	2	4	
182...	36	12	12	12	10	18500	6.5	2	
183...	52	15	15	15	14	17500	5.9	1	
184...	33	11	11	11	9	27000	6.1	2	
185...	19	7	7	7	6	25000	6.3	1	
186...	20	6	6	6	6	20000	6.5	
188...	48	20	19	19	...	1	1	17	29000	7.5	2	1	
189...	21	4	
190...	72	16	16	16	16	31000	7.6	1	
191...	100	44	44	44	33	13500	5.7	8	61	3.8	
192...	130	38	38	38	34	17000	6.0	4	
193...	39	11	11	11	11	19500	7.1	
194...	123	36	34	33	1	2	2	32	14500	6.1	3	1	
195...	79	23	23	23	20	14000	5.9	3	
196...	255	68	68	68	63	20000	6.7	3	1	
197...	130	41	41	40	1	31	12000	6.0	8	78	5.3	
198...	62	21	21	21	19	12500	5.5	2	
199...	39	17	17	17	17	12000	5.5	
200...	70	24	24	21	3	21	11500	6.4	2	
201...	108	40	40	39	1	31	11000	5.9	9	74	4.9	
202...	74	29	29	27	2	25	12500	5.8	4	
203...	**63	15	15	15	14	14000	5.8	1	1	
204...	94	30	30	30	26	14500	6.1	2	
205...	125	42	42	42	40	17000	6.8	1	
206...	12	5	5	5	4	
207...	44	14	14	14	13	16500	6.4	
208...	41	13	13	13	13	17500	6.4	
210...	74	26	26	26	24	15500	6.3	2	
211...	63	21	21	21	17	15500	5.9	2	
212...	126	38	37	37	...	1	1	34	13500	5.7	4	
213...	8	2	
214...	75	23	23	23	20	23000	6.5	1	
215...	36	12	12	12	10	9000	4.2	2	1	
216...	37	12	12	12	8	12500	5.6	3	
217...	49	16	16	16	13	11000	5.1	1	
218...	46	15	15	15	14	15000	6.0	1	
219...	31	7	7	7	7	30000	6.6	
220...	120	38	38	38	37	23000	6.8	
221...	80	24	24	24	22	18000	6.1	2	
222...	41	13	13	13	12	13500	5.9	1	
223...	29	13	13	13	10	14500	5.6	3	
224...	27	9	9	9	7	15000	6.1	2	
226...	35	13	13	13	13	15500	6.2	
227...	49	19	19	19	14	18500	6.3	4	
228...	111	33	33	33	30	18000	5.9	3	1	
229...	12	4	
230...	39	16	16	16	13	10000	4.2	1	

Table 2.—CHARACTERISTICS OF HOUSING UNITS, BY BLOCKS: 1960—Con.

["Total population" contains no persons in group quarters unless preceded by asterisk; one asterisk (*) denotes less than 10 percent; two asterisks (**), 10 percent or more]

Blocks within block numbering areas	Total population	All housing units by condition and plumbing									Occupied housing units								
		Sound			Deteriorating			Dilapidated	Owner occupied			Renter occupied			Occupied by non-white	1.01 or more persons per room			
		Total	With all plumbing facilities	Lacking some or all facilities	Total	With all plumbing facilities	Lacking some or all facilities		Total	Average value (dollars)	Average number of rooms	Total	Average contract rent (dollars)	Average number of rooms					
							With flush toilet										No flush toilet		
231...	12	4	
233...	47	14	14	14	1
234...	72	27	27	27
235...	119	35	35	35
236...	43	12	12	12
238...	5	1
280...	92	30	30	30	3