

U.S. CENSUS OF HOUSING: 1960

Series HC(3)-407

CITY BLOCKS

Tacoma, Wash.

Prepared under the supervision of
WAYNE F. DAUGHERTY, Chief
Housing Division




U.S. DEPARTMENT OF COMMERCE

Luther H. Hodges, Secretary

BUREAU OF THE CENSUS

Richard M. Scammon, Director (From May 1, 1961)

Robert W. Burgess, Director (To March 3, 1961)





BUREAU OF THE CENSUS

RICHARD M. SCAMMON, *Director* (From May 4, 1961)

ROBERT W. BURGESS, *Director* (To March 3, 1961)

A. ROSS ECKLER, *Deputy Director*

HOWARD C. GRIEVES, *Assistant Director*

CONRAD TARUBER, *Assistant Director*

MORRIS H. HANSEN, *Assistant Director for Statistical Standards*

CHARLES B. LAWRENCE, JR., *Assistant Director for Operations*

WALTER L. KEHRBS, *Assistant Director for Administration*

CALVERT L. DEDRICK, *Chief, International Statistical Programs Office*

A. W. VON STRUVE, *Acting Public Information Officer*

Housing Division—

WAYNE F. DAUGHERTY, *Chief*

DANIEL B. RATHBUN, *Assistant Chief*

BEULAH WASHBAUGH, *Special Assistant*

MILTON D. LIBBERMAN, *Chief, Coordination and Research*

Decennial Operations Division—GLEN S. TAYLOR, *Chief*

Electronic Systems Division—ROBERT F. DRURY, *Chief*

Field Division—JEFFERSON D. McPIKE, *Chief*

Geography Division—WILLIAM T. FAX, *Chief*

Population Division—HOWARD G. BRUNSMAN, *Chief*

Statistical Methods Division—JOSEPH STEINBERG, *Chief*

Library of Congress Card Number: A61-9347

SUGGESTED CITATION

U.S. Bureau of the Census. *U.S. Census of Housing: 1960. Vol. III, City Blocks.*

Series HC(3), No. 407.

U.S. Government Printing Office, Washington, D.C., 1961.

For sale by the Superintendent of Documents, U.S. Government Printing Office, Washington 25, D.C.
or any of the Field Offices of the Department of Commerce—Price 45 cents.

Table 1.—CHARACTERISTICS OF HOUSING UNITS, FOR THE CITY: 1960

Subject	Number	Percent	Subject	Number	Percent
All housing units	54,205	100.0	Occupied housing units—Con.		
CONDITION AND PLUMBING			COLOR		
Sound	46,325	85.4	White	47,994	95.8
With all plumbing facilities	44,644	82.4	Nonwhite	2,110	4.2
Lacking some or all facilities	2,181	4.0	PERSONS PER ROOM		
Deteriorating	5,962	11.0	1.00 or less	47,109	94.0
With all plumbing facilities	5,017	9.3	1.01 or more	2,995	6.0
Lacking some or all facilities	945	1.7	AVERAGE NUMBER OF ROOMS		
With flush toilet	894	1.6	Owner occupied	5.6	...
No flush toilet	51	0.1	Renter occupied	3.5	...
Dilapidated	1,418	2.6	VALUE AND RENT		
Occupied housing units	50,104	100.0	Average value	10,600	...
TENURE			Average contract rent	55	...
Owner occupied	33,774	67.4			
Renter occupied	16,330	32.6			

NOTE.—On the map for Tacoma approximately 4,090 blocks are identified.

Table 2.—CHARACTERISTICS OF HOUSING UNITS, BY BLOCKS: 1960

["Total population" contains no persons in group quarters unless preceded by asterisk: one asterisk (*) denotes less than 10 percent; two asterisks (**), 10 percent or more]

Blocks within census tracts	Total population	All housing units by condition and plumbing								Occupied housing units								
		Total	Sound			Deteriorating			Dilapidated	Owner occupied			Renter occupied			Occupied by non-white	1.01 or more persons per room	
			Total	With all plumbing facilities	Lacking some or all facilities	Total	With all plumbing facilities	Lacking some or all facilities		Total	Average value (dollars)	Average number of rooms	Total	Average contract rent (dollars)	Average number of rooms			
								With flush toilet										No flush toilet
1.....	*1496	449	352	349	3	62	58	3	1	35	348	13000	5.4	71	61	4.7	12	37
2.....	182	54	39	38	1	10	8	2	...	5	39	10500	5.3	12	38	3.8	2	6
3.....	10	4
4.....	80	20	20	20	16	24000	5.9	4	5
5.....	30	11	11	11	9	25000	6.1	1
6.....	...	1
7.....	2	1
8.....	5	1
11.....	13	4
12.....	2	2
16.....	5	1
17.....	4	1
18.....	4	1
19.....	1
20.....	204	71	61	60	1	3	3	7	53	22000	6.3	9	79	3.9
22.....	43	11	7	7	...	1	1	3	10	10000	5.3	1	1
23.....	84	24	18	18	...	5	5	1	22	12500	5.4	2	1
24.....	14	4
25.....	10	3
28.....	2	1
31.....	28	6	6	6	6	13000	5.3	1	1
32.....	15	4
34.....	92	29	23	23	...	3	3	3	23	12000	5.4	3	1	2
38.....	58	16	14	14	...	1	1	1	10	9000	5.1	5	69	4.4	...	2
39.....	*130	33	29	29	...	3	3	1	24	8500	5.0	7	69	5.6	2	3
41.....	4	2
42.....	4	1
43.....	14	4
44.....	8	4
45.....	11	4
46.....	12	3
47.....	27	8	7	7	...	1	1	7	8000	4.7	1	1
49.....	8	4
50.....	35	11	8	8	...	2	1	1	7	9000	5.3	2
51.....	13	4
52.....	27	7	7	7	5	10500	5.4	2
53.....	16	4
54.....	7	2
56.....	8	2
57.....	12	4
58.....	2	1
59.....	6	3
60.....	12	4
61.....	30	8	5	5	...	1	1	2	4	4	2
62.....	16	4
63.....	30	7	5	5	...	2	2	5	8000	5.6	2	2	1
67.....	20	8	6	6	...	1	1	1	4	3	1	1
68.....	14	7	4	4	...	2	2	1	6	5500	3.5	1
69.....	13	4
70.....	128	35	20	20	...	12	11	1	...	3	33	8500	4.8	2	1	7

Table 2.—CHARACTERISTICS OF HOUSING UNITS, BY BLOCKS: 1960—Con.

["Total population" contains no persons in group quarters unless preceded by asterisk; one asterisk (*) denotes less than 10 percent; two asterisks (**), 10 percent or more]

Blocks within census tracts	Total population	All housing units by condition and plumbing								Occupied housing units									
		Total	Sound			Deteriorating			Dilapidated	Owner occupied			Renter occupied			Occupied by non-white	1.01 or more persons per room		
			Total	With all plumbing facilities	Lacking some or all facilities	Total	With all plumbing facilities	Lacking some or all facilities		Total	Average value (dollars)	Average number of rooms	Total	Average contract rent (dollars)	Average number of rooms				
84...	11	6	5	5	...	1	1	...	2	3	
85...	7	5	5	5	4	1	
86...	11	9	6	6	...	3	...	3	7	5000	4.3	1	
87...	43	12	11	11	...	1	...	1	10	7500	5.7	2	
88...	30	6	6	6	6	11000	6.2	1	
89...	10	4	
90...	3	1	
94...	6	2	
95...	2	1	
96...	2	1	
97...	45	11	10	10	...	1	1	9	7500	5.1	2	2	
98...	21	4	
99...	3	1	
100...	18	5	5	5	4	1	1	
101...	57	20	20	20	14	7500	4.9	6	55	4.2	...	1	
102...	34	10	10	10	6	21000	6.2	4	1	
103...	28	9	9	9	5	20000	7.2	3	
104...	10	3	
4.....	*4961	1577	1473	1463	10	94	93	1	...	10	1323	12500	6.1	187	66	4.7	6	45	
6.....	38	14	14	14	14	14500	5.9	
7.....	52	16	15	15	...	1	1	14	11000	6.4	2	
8.....	33	15	15	14	1	11	10000	5.5	3	
9.....	38	14	13	13	...	1	1	13	8500	4.4	1	
10.....	39	12	10	10	...	2	2	12	8500	5.3	
11.....	34	11	10	10	...	1	1	9	8000	5.2	2	1	
12.....	37	11	10	10	...	1	1	8	8000	5.8	1	2	
13.....	**65	15	8	8	...	6	6	...	1	...	10	8500	5.9	4	2	
14.....	37	13	12	12	...	1	1	10	8000	5.1	1	
15.....	27	10	10	10	8	10500	6.3	2	
16.....	21	9	9	9	7	11500	6.0	2	
17.....	20	6	6	6	6	12500	6.5	
18.....	**64	1	
19.....	38	9	9	9	9	14000	8.6	
20.....	42	10	9	9	...	1	1	9	13500	6.2	1	1	
21.....	67	17	14	14	...	3	3	11	10500	6.0	6	48	3.8	...	3	
22.....	47	14	12	11	1	2	1	1	11	12000	6.5	2	1	
23.....	49	13	10	10	...	3	3	9	7000	5.4	2	2	
26.....	20	6	6	6	5	11000	6.0	1	1	
27.....	6	3	
28.....	41	15	13	13	...	2	2	8	8500	5.6	6	57	4.0	
29.....	46	14	11	11	...	3	3	10	10500	4.7	3	1	
30.....	62	16	14	14	...	2	2	15	10500	6.1	1	1	
31.....	53	15	15	15	11	13500	6.5	3	1	
32.....	34	8	8	8	8	28000	8.8	
34.....	23	8	7	7	...	1	1	6	22000	8.8	1	
35.....	53	14	11	11	...	3	3	11	11000	7.2	3	1	
42.....	42	15	12	12	...	2	2	12	10500	5.8	2	
36.....	42	15	12	12	...	2	2	1	9	10500	6.6	1	1
37.....	43	11	10	10	9	10500	6.6	1	
38.....	45	14	12	12	...	2	2	12	8500	5.3	1	1	
39.....	9	3	
42.....	25	8	7	7	...	1	1	7	10500	6.7	
44.....	38	12	6	6	...	6	6	9	7000	7.2	1	1	
46.....	20	10	10	10	7	11500	5.4	3	
49.....	37	11	11	11	10	17500	7.2	1	
50.....	41	12	12	11	1	10	18000	7.1	1	1	
51.....	26	9	9	9	9	19000	6.7	
52.....	30	11	11	11	11	15500	6.4	
53.....	44	11	11	11	11	17500	7.1	
54.....	25	8	8	8	8	16000	7.1	
55.....	39	13	13	13	11	18000	6.1	2	
56.....	55	20	19	19	...	1	1	17	10000	5.4	1	2	
57.....	49	18	18	18	17	10500	5.8	1	
61.....	54	17	14	14	...	3	3	12	7500	5.1	4	1	
62.....	39	17	14	14	...	2	2	15	8500	5.1	1	
63.....	55	15	14	14	...	1	1	15	11500	6.1	1	
64.....	41	12	12	12	8	11500	6.5	4	1	
65.....	56	15	9	9	...	6	6	11	8500	6.2	4	
66.....	60	17	16	16	...	1	1	15	13500	7.0	2	
67.....	54	17	16	16	...	1	1	14	15000	7.2	1	
68.....	57	19	19	19	19	16000	7.1	
69.....	43	12	12	12	10	13000	7.0	2	
70.....	35	13	13	12	1	12	16500	6.3	
71.....	57	14	13	13	...	1	1	12	15500	6.5	1	2	
72.....	36	11	11	11	10	20000	8.0	1	
73.....	26	9	9	9	8	22000	7.6	1	
74.....	48	10	10	10	10	19500	7.1	1	
75.....	32	11	11	11	10	14000	6.8	1	
76.....	43	14	14	14	14	10000	5.8	
77.....	38	12	12	12	9	10500	5.9	2	
78.....	65	22	22	22	19	12500	5.9	2	
79.....	34	12	11	11	...	1	1	11	10500	6.0	1	
80.....	34	13	12	10	2	...	1	11	12500	6.7	2	
81.....	34	10	10	10	8	11500	5.9	1	1	
82.....	35	10	10	10	10	10000	5.4	
83.....	26	8	8	8	8	11500	6.4	
84.....	29	7	7	7	6	12000	6.5	1	

City Block Characteristics

Table 2.—CHARACTERISTICS OF HOUSING UNITS, BY BLOCKS; 1960—Con.

["Total population" contains no persons in group quarters unless preceded by asterisk; one asterisk (*) denotes less than 10 percent; two asterisks (**), 10 percent or more]

Blocks within census tracts	Total population	All housing units by condition and plumbing									Occupied housing units							
		Total	Sound			Deteriorating			Dilapidated	Owner occupied			Renter occupied			Occupied by non-white	101 or more persons per room	
			Total	With all plumbing facilities	Lacking some or all facilities	Total	With all plumbing facilities	Lacking some or all facilities		Total	Average value (dollars)	Average number of rooms	Total	Average contract rent (dollars)	Average number of rooms			
																		With flush toilet
85...	27	9	9	9	8	11500	5.5	1	
86...	61	16	11	11	16	9500	5.9	
87...	57	20	17	17	17	8000	5.5	1	
88...	78	23	21	20	1	20	11500	5.9	2	
89...	69	23	22	22	20	11500	5.5	1	
90...	26	9	7	7	9	10000	5.3	
91...	30	8	7	7	7	12500	5.7	1	
92...	19	11	8	8	8	8500	5.9	1	
93...	25	11	11	11	9	11000	5.0	2	
94...	24	12	9	9	8	13000	5.6	3	
95...	32	10	9	9	7	12000	5.9	3	
96...	19	7	7	7	6	9000	5.5	1	
97...	20	5	5	5	3	2	
98...	45	13	13	13	13	9500	6.7	
99...	27	10	10	10	9	14000	6.0	
100...	53	17	17	17	13	8500	5.6	4	
101...	29	10	10	10	8	8500	6.0	1	
102...	62	24	23	23	11	9500	5.8	10	68	3.3	
103...	24	11	11	11	2	6	50	4.3	
104...	38	15	15	15	12	13000	5.7	3	
105...	23	10	10	10	9	9500	6.2	1	
106...	28	11	11	11	9	20000	6.2	2	
107...	41	16	16	16	13	15000	6.7	1	
108...	27	10	10	10	9	19500	7.1	1	
109...	31	8	8	8	7	17500	7.0	1	
110...	8	3	
111...	46	16	15	15	9	13000	6.8	6	49	4.2	
112...	9	3	
113...	21	8	8	8	8	13500	5.3	
114...	35	11	11	11	11	9500	6.1	2	
115...	35	12	12	12	11	14000	6.7	
116...	21	8	8	8	6	13500	4.8	2	
117...	19	10	10	10	9	9500	5.6	
118...	33	12	12	12	8	10000	5.6	4	
119...	39	12	12	12	12	11000	5.9	
120...	21	10	10	10	10	10000	5.7	
121...	23	7	7	7	7	14000	6.0	
122...	74	22	22	22	18	11000	4.5	4	
123...	66	21	20	20	16	11500	5.6	3	
124...	94	24	24	24	22	11000	5.6	2	
125...	63	21	21	21	17	7500	4.9	4	
126...	59	20	20	20	16	9000	5.4	2	
130...	7	2	
131...	2	1	
133...	6	1	
134...	12	6	6	5	1	
135...	29	8	8	8	5	30000	5.4	
136...	21	8	7	7	7	9000	5.3	1	
137...	68	17	16	16	6	7500	5.5	1	
138...	15	4	17	12000	5.5	
139...	8	3	
140...	8	3	
141...	128	42	40	39	1	2	33	23000	7.1	7	73	4.7
143...	5	2	
144...	4	2	
145...	4	4	
146...	4	2	
147...	16	7	6	6	5	14000	5.0	1	
148...	32	10	10	10	10	23000	7.1	
149...	42	12	12	12	11	22000	7.1	1	
150...	25	8	8	8	8	28000	7.4	
151...	7	3	
153...	4	2	
159...	11	4	
160...	23	7	6	6	1	7	17000	5.6	
161...	8	5	5	5	2	2	
162...	70	17	17	17	17	27000	7.4	
163...	54	21	19	19	19	8500	5.7	2	
164...	78	25	22	22	1	24	8000	5.3	1
5.....	*5026	1704	1621	1615	6	68	66	2	...	15	1345	13500	6.6	272	61	4.4	4	33
3...	3
5...	6	2
6...	14	8	6	6	6	21000	6.2	1
8...	30	10	10	10	1	8	25000	7.0	2
10...	40	14	14	14	13	14500	6.1	1
11...	33	12	12	11	1	11	14000	6.3
12...	43	14	14	14	14	12500	5.7
13...	25	10	10	10	8	14000	6.8	1
14...	17	8	8	8	6	16500	6.3	1
15...	25	10	10	9	1	7	10000	6.1	2
16...	5	2
17...	3	3
19...	34	21	21	20	1	8	8500	5.1	9	50	3.4
20...	33	11	7	7	6	8000	7.0	2
21...	28	11	11	11	7	7000	5.1	4
22...	22	8	8	8	8	10500	5.5

Table 2.—CHARACTERISTICS OF HOUSING UNITS, BY BLOCKS: 1960—Con.

["Total population" contains no persons in group quarters unless preceded by asterisk; one asterisk (*) denotes less than 10 percent; two asterisks (**), 10 percent or more]

Blocks within census tracts	Total population	All housing units by condition and plumbing									Occupied housing units								
		Total	Sound			Deteriorating			Dilapidated	Owner occupied			Renter occupied			Occupied by non-white	1.01 or more persons per room		
			Total	With all plumbing facilities	Lacking some or all facilities	Total	With all plumbing facilities	Lacking some or all facilities		Total	Average value (dollars)	Average number of rooms	Total	Average contract rent (dollars)	Average number of rooms				
23...	29	12	12	12	8	13500	6.3	4
24...	27	10	10	10	8	19000	6.6
25...	30	10	9	9	...	1	1	9	21000	7.7	1
26...	42	13	13	13	13	13500	6.7
27...	49	14	14	14	13	15000	6.8	1
28...	34	10	10	10	7	21000	7.3	2
29...	26	7	7	7	7	18500	7.1
30...	12	6	6	6	4	2
31...	95	31	30	30	...	1	1	26	14500	6.8	4
32...	87	28	28	28	26	11000	6.8	1
33...	32	12	12	12	11	17500	6.8	1
34...	42	12	12	12	10	12500	7.6	2
35...	44	14	14	14	12	13000	6.2	1	1
36...	44	18	17	16	1	1	11	11000	7.6	3
37...	47	16	16	16	10	14500	7.6	4
38...	36	11	11	11	11	14500	7.4
39...	24	9	9	9	9	17500	7.6
42...	28	10	9	9	...	1	1	8	18500	6.6	1
43...	24	10	8	8	...	1	1	1	3	5	51	4.2	1
44...	16	12	2	2	...	8	7	1	...	2	8	27	4.4
45...	41	18	16	14	2	2	2	14	6500	5.0	3	1	1	1
46...	6	1
48...	9	3
49...	27	8	8	8	7	18500	8.4
50...	34	11	11	11	9	16000	7.3	2
51...	29	12	12	12	10	16000	7.1	1
52...	89	25	21	21	...	4	4	21	11000	6.3	4
53...	43	16	14	14	...	1	1	1	16	12000	7.1
54...	46	16	16	16	13	13500	6.7	2	1
55...	33	11	11	11	10	11000	6.7	1
56...	44	15	14	14	...	1	1	10	11000	6.2	4
57...	86	30	30	30	24	10500	6.3	6	76	5.2	2
58...	96	36	36	36	16	11000	6.8	20	52	3.2	2
59...	17	8	7	7	...	1	1	4	2
60...	35	9	9	9	7	14000	8.1	2
61...	39	11	8	8	...	2	2	1	11	11000	7.5
62...	20	8	8	8	7	12500	6.1	1
63...	51	16	11	11	...	5	5	11	10000	6.5	3	1
64...	60	16	16	16	12	12500	6.8	4	2
65...	39	13	13	13	12	16000	6.9	1
68...	187	69	63	63	...	1	1	5	50	18000	6.8	13	68	4.5	1
69...	24	6	6	6	6	26000	8.3
70...	17	6	6	6	4
71...	35	13	13	13	10	11500	6.2	3
72...	50	15	13	13	...	2	2	10	8000	6.5	4
73...	55	22	18	18	...	4	4	9	11000	6.4	12	65	3.7
74...	73	24	19	19	...	4	4	1	15	10000	6.5	5	59	2.8	2
75...	55	20	17	17	...	3	3	15	12500	5.2	3
76...	47	12	12	12	12	12500	7.3
77...	32	12	12	12	9	11500	6.9	3
79...	13	4
80...	27	10	10	10	5	10000	4.8	5	52	5.4
81...	41	13	13	13	8	12000	6.4	5	70	4.4	1
82...	37	11	11	11	11	10500	6.5
83...	32	11	10	10	...	1	1	11	12000	6.5	1
84...	44	14	13	13	...	1	1	13	13000	5.9	1	1	...
85...	49	18	14	14	...	4	4	10	10000	5.8	7	54	4.4
86...	43	16	13	13	...	3	3	11	10000	5.8	3	1
87...	25	9	8	8	...	1	1	9	9500	5.3
88...	33	12	12	12	12	13500	6.8
89...	45	12	12	12	11	15000	6.8	1
90...	**44	17	16	16	...	1	1	13	9000	5.8	4
91...	55	20	18	18	...	2	2	15	10500	6.7	1
92...	41	17	17	17	16	10500	5.8	1
93...	66	16	15	15	...	1	1	16	11500	6.6	1
94...	45	12	12	12	11	10500	5.9	1
95...	59	16	16	16	14	12500	6.3	2
96...	53	16	16	16	13	11000	6.8	2
97...	6	2
98...	40	17	17	17	14	9000	5.8	3	1	...
99...	54	15	15	15	13	10000	6.8	1
100...	44	16	15	15	...	1	1	10	9500	6.2	5	54	3.0	1	1	1
101...	46	12	12	12	10	16000	6.3	2	1
102...	46	13	12	12	...	1	1	11	15000	7.4	1
103...	38	11	11	11	11	15500	6.1
104...	85	27	24	24	...	3	3	26	12000	6.0	1	1
105...	51	15	15	15	10	10000	6.5	3
106...	40	13	13	13	12	11000	6.6	1
107...	73	24	24	24	18	11500	6.4	5	73	5.0	1
108...	**65	18	18	18	14	13500	6.6	2
109...	63	19	19	19	16	13000	7.2	2	1
110...	5	4
111...	43	18	18	18	15	11000	5.9	3
112...	38	13	13	13	11	12000	6.6	2
113...	54	14	14	14	12	12000	6.7	2	1
114...	56	14	14	14	13	13500	6.7	1	2
115...	45	13	13	13	12	19500	7.1	1

City Block Characteristics

Table 2.—CHARACTERISTICS OF HOUSING UNITS, BY BLOCKS: 1960—Con.

["Total population" contains no persons in group quarters unless preceded by asterisk; one asterisk (*) denotes less than 10 percent; two asterisks (**), 10 percent or more]

Blocks within census tracts	Total population	All housing units by condition and plumbing									Occupied housing units								
		Total	Sound			Deteriorating			Dilapidated	Owner occupied			Renter occupied						
			Total	With all plumbing facilities	Lacking some or all facilities	Total	With all plumbing facilities	Lacking some or all facilities		Total	Average value (dollars)	Average number of rooms	Total	Average contract (dollars)	Average number of rooms	Occupied by non-white	1.01 or more persons per room		
								With flush toilet										No flush toilet	
116...	37	12	12	12	12	20000	6.8
117...	29	10	10	10	10	15500	6.6
118...	20	8	8	8	5	9500	6.4
119...	60	22	22	22	18	10000	6.9	1
120...	40	15	14	14	...	1	1	15	9000	5.9
124...	6	2
125...	21	10	9	9	1	5	15500	5.0	5	...	4.0
127...	3	1
129...	8	4
130...	27	6	6	6	5	24000	8.0	1
131...	8	2
132...	2	1
134...	18	7	7	7	6	16500	4.7	1
138...	15	8	8	8	7	12500	5.7	1
139...	3	1
140...	3	1
141...	7	3
142...	24	7	7	7	7	20000	6.1
143...	39	12	11	11	1	9	17500	6.1	2
144...	23	10	10	10	7	17000	7.0	2
145...	20	6	6	6	6	21000	5.7
146...	15	5	5	5	5	18500	6.6
147...	6	2
149...	56	22	22	22	16	18500	6.4	4
150...	221	67	67	67	56	17000	7.6	10	66	3.4	...	1	...
151...	54	20	20	20	19	26000	7.7
152...	21	8	8	8	6	19000	7.0
153...	46	16	16	16	12	13500	7.0	3
6.....	*6257	2460	2038	1958	80	368	341	27	...	54	1252	15000	6.6	1028	70	3.6	16	71	...
3...	7	3	7	...	1
6...	8	1	...	1
7...	24	20	7	7	...	13	3	10	2	6	33	4.3	1	2	...
8...	49	45	33	31	2	12	12	3	28	43	2.6	...	3	...
9...	34	14	13	13	...	1	1	8	7000	5.5	3	1	...
10...	34	15	12	10	2	3	2	1	6	10000	6.7	7	37	4.1
11...	49	16	10	10	...	6	5	1	10	7000	5.5	5	46	4.4	...	1	...
12...	30	10	9	9	...	1	1	8	12500	6.5	1	1	...
13...	31	16	16	16	12	6500	5.9	3
14...	57	21	16	16	...	5	5	11	8500	6.3	8	46	4.0	1	2	...
15...	20	8	8	8	5	...	6.0	1
16...	23	9	9	9	6	13000	5.7	2
17...	44	17	17	17	9	16000	6.7	7	56	5.4
18...	75	32	28	28	...	4	1	3	25	18000	6.2	5	59	3.6
19...	26	12	12	12	5	23000	7.4	6	72	3.5
25...	39	13	13	13	12	21000	7.9	1	1	...
26...	31	10	10	10	8	21000	7.8	2
27...	37	20	20	20	6	...	7.0	14	82	3.0
28...	27	8	8	8	5	32000	9.2	3
29...	45	33	30	25	5	3	3	5	...	8.4	23	60	2.9
30...	32	9	9	9	7	35000	9.9	1
31...	21	6	6	6	6	25000	8.3
32...	10	3
34...	22	6	6	6	5	...	8.2	1
35...	43	14	14	14	8	22000	8.5	5	60	3.0	...	1	...
36...	34	14	14	14	10	22000	7.9	3
40...	37	14	14	14	9	30000	7.9	5	71	4.2
41...	48	15	15	15	13	19500	7.5	2
42...	25	12	12	12	9	16500	6.7	2
43...	49	17	17	17	14	15500	5.8	2	1
44...	47	15	15	15	14	21000	6.9	1	1
45...	141	47	44	44	...	3	3	32	17500	7.6	13	57	3.8
46...	2	1
47...	106	69	69	69	1
48...	52	22	22	19	3	7	10500	6.9	61	76	3.6
49...	49	15	15	15	11	21000	7.5	11	57	2.2
52...	29	5	5	5	11	19000	8.6	4
53...	87	51	51	50	1	5	29000	9.0	3
56...	82	51	51	50	1	9	25000	6.4	40	147	3.4
											6	16000	5.2	43	61	3.2
57...	41	20	20	14	6	8	18500	7.4	9	43	2.0	...	1	...
58...	62	29	29	24	5	8	...	5.9	18	67	2.8
59...	48	20	20	20	9	29000	6.7	11	63	3.4	2
61...	51	11	11	11	9	18000	8.4	2
62...	17	8	8	8	3	4
63...	73	28	28	28	10	15000	7.5	15	63	3.7
64...	**6
65...	**40	12	12	12	3	7	64	3.4	2
66...	95	47	43	37	6	4	4	9	8000	6.9	30	52	3.6	...	2	2
67...	*86	20	2	2	...	12	12	6	9	8000	7.6	11	58	4.9	1	2	2
70...	47	21	21	21	10	18000	7.3	11	122	2.8
71...	63	32	32	28	4	10	9000	5.5	20	71	3.7	...	1	1
72...	61	26	22	18	4	4	4	8	...	8.3	15	125	3.3
73...	51	22	2	2	...	20	18	2	5	11000	7.4	10	52	4.3	...	1	1
74...	61	24	12	12	...	11	9	2	...	1	11	10500	6.5	10	147	4.2	...	2	1
75...	75	22	22	20	2	13	11000	6.6	6	53	5.7	...	1	1
76...	85	31	31	26	5	12	10500	5.6	18	68	2.9	1	1	1
77...	*51	14	14	14	12	10000	6.5	2

Table 2.—CHARACTERISTICS OF HOUSING UNITS, BY BLOCKS: 1960—Con.

["Total population" contains no persons in group quarters unless preceded by asterisk; one asterisk (*) denotes less than 10 percent; two asterisks (**), 10 percent or more]

Blocks within census tracts	Total population	All housing units by condition and plumbing									Occupied housing units						
		Total	Sound			Deteriorating			Dilapidated	Owner occupied			Renter occupied			Occupied by non-white	1.01 or more persons per room
			Total	With all plumbing facilities	Lacking some or all facilities	Total	With all plumbing facilities	Lacking some or all facilities		Total	Average value (dollars)	Average number of rooms	Total	Average contract rent (dollars)	Average number of rooms		
78...	63	16	16	16	15	12000	6.7	1	1
79...	34	16	14	14	12
80...	85	29	22	22	11	12000	6.2	17	78	3.6
81...	65	23	18	18	6	17	77	3.4
82...	53	16	12	12	11	17	68	3.2
83...	**47	19	9	9	13	10000	7.2	3	1
84...	72	28	21	21	8	7500	6.0	9	37	3.0
85...	66	19	16	16	13	9500	6.0	15	112	4.1	...	1
86...	49	37	37	37	14	8000	5.8	5	65	4.8	...	2
87...	28	14	10	10	13	10000	5.2	16	61	2.5
88...	65	24	17	15	2	7	7	4	6	53	5.0
89...	61	35	35	27	8	9	9500	6.8	13	50	3.8	1	1
90...	50	22	22	18	4	10	9500	6.4	20	63	2.7	...	1
91...	51	23	16	16	9	13500	5.7	11	55	3.0	...	2
92...	63	23	2	2	14	8500	5.3	9	158	4.3
93...	75	47	18	18	14	8500	5.6	8	56	4.5	...	1
94...	54	18	6	6	15	15000	6.3	30	53	3.4	...	2
95...	85	30	21	21	10	8000	6.0	7	63	3.9
96...	36	16	15	15	18	11500	6.1	9	62	4.7	1	1
97...	47	16	12	12	9	10500	5.2	7	64	4.4
98...	55	18	8	8	13	10500	5.9	3
99...	59	25	12	12	10	11000	5.6	7	39	3.3	...	1
100...	31	9	2	2	17	10000	5.9	5	57	4.0
101...	46	16	16	16	9	12500	5.7
102...	64	19	10	10	12	15500	6.4	4
103...	77	52	50	43	7	11	11000	7.0	7	69	4.1	2	1
104...	29	16	16	16	11	...	5.5	34	61	2.9	2	1
105...	**37	14	7	7	1	15	63	4.0
106...	**111	14	14	14	7	12500	6.9	7	57	3.1
107...	63	24	24	24	11	12500	6.6	3
108...	52	18	18	18	17	9000	6.1	6	55	4.2
109...	43	14	8	8	10	13000	7.1	5	62	4.8
110...	50	17	9	9	12	9500	5.8	1
111...	50	19	17	17	13	9000	5.2	3	2
112...	37	13	3	3	13	12000	6.1	5	64	4.6	...	1
113...	39	15	11	11	5	...	5.0	6	44	3.8	...	2
114...	39	17	10	10	5	9500	6.2	10	50	3.9
115...	44	16	10	10	1	11000	6.7	1	1	...
116...	34	16	16	16	2	11500	5.9	4
117...	36	11	11	11	12	11500	5.7
118...	44	15	14	14	14	9500	5.7
119...	9	3	10	11500	6.6	1
120...	**63	17	17	17	12	12000	7.8	3
121...	37	13	11	9	2	12	8000	6.1	5	72	7.0
122...	53	19	14	14	9	12000	6.7	4
123...	50	17	16	16	12	10000	6.3	5	52	4.2
124...	27	8	5	5	14	10500	5.7	3
125...	86	39	32	32	7	8000	6.6	1
126...	70	37	28	28	1	9000	5.0	20	47	3.0	1	1
129...	210	79	75	71	4	18	7000	5.8	20	48	2.6	...	1
130...	47	21	21	20	1	16	9000	5.7	34	96	3.5	...	1
131...	**58	8	8	8	16	7000	5.8	20	48	2.6	...	1
132...	51	19	19	19	8	8500	6.3	6	48	3.3
133...	53	17	17	17	1
135...	38	12	12	12	1
136...	101	27	27	27	1
137...	**121	37	37	34	3	1
138...	162	55	23	23	10	13000	7.6	34	96	3.5	...	5
139...	50	20	15	15	1	9000	5.7	3	1
140...	31	14	7	7	8	8500	6.3	6	48	3.3
141...	52	15	14	14	1	1
142...	82	31	27	25	2	12	9000	6.0	3
7.....	*7151	2309	2165	2136	29	120	118	2	24	1736	11000	6.0	454	66	4.3	7	60
1....	56	24	22	20	2	12	12000	6.2	10	66	4.4
2....	39	17	14	14	8	10500	7.1	7	63	4.0
3....	3
4....	30	15	10	10
5....	30	8	7	7	5	9500	6.2	8	57	5.0	...	2
6....	46	15	13	13	5	11500	6.4	2
7....	44	13	12	12	9	11500	6.3	6	59	4.0
8....	40	14	14	14	10	13000	7.1	2
9....	42	17	17	17	13	13500	6.4
10....	33	13	13	13	11	13000	6.0	4	1
11....	46	12	12	12	13	15000	6.8
13....	68	22	21	21	11	16000	6.5	1	1
15....	31	8	8	8	15	11000	5.8	7	70	5.1
16....	31	13	12	12	8	18500	7.5
17....	43	12	12	12	8	9000	5.8	4
18....	42	15	15	15	12	11000	5.5
19....	31	9	9	9	9	12500	5.8	6	76	4.0	1	...
20....	33	9	9	9	9	25000	6.8
21....	58	17	17	17	8	18500	8.0	1
22....	57	16	16	16	16	18500	6.7	1
23....	31	13	13	13	15	10000	6.9	1	1
24....	46	17	17	17	10	10000	6.3	3
										12	12500	6.3	5	54	2.8

City Block Characteristics

Table 2.—CHARACTERISTICS OF HOUSING UNITS, BY BLOCKS: 1960—Con.

["Total population" contains no persons in group quarters unless preceded by asterisk; one asterisk (*) denotes less than 10 percent; two asterisks (**), 10 percent or more]

Blocks within census tracts	Total population	All housing units by condition and plumbing									Occupied housing units							
		Total	Sound			Deteriorating			Dilapidated	Owner occupied			Renter occupied					
			Total	With all plumbing facilities	Lacking some or all facilities	Total	With all plumbing facilities	Lacking some or all facilities		Total	Average value (dollars)	Average number of rooms	Total	Average contract rent (dollars)	Average number of rooms	Occupied by non-white	1.01 or more persons per room	
25...	34	14	14	14	11	12500	6.5	2
26...	29	12	12	12	12	12500	6.6
27...	51	16	16	16	15	10000	6.2	1
28...	53	16	16	16	14	13000	6.6	1
29...	6	1
30...	13	4
31...	48	16	16	16	13	8000	5.9	2
32...	63	16	14	14	...	2	2	15	9500	6.2	1
33...	66	17	17	17	13	9500	6.6	4
34...	82	20	19	19	...	1	1	15	10000	6.9	4
35...	82	18	16	16	...	2	2	17	9000	7.2	1
36...	49	14	13	13	...	1	1	10	9000	6.5	4	1
37...	67	19	18	18	...	1	1	17	9000	6.0	2
38...	60	19	17	17	...	2	2	12	8500	6.6	4	1	...
39...	31	9	9	9	6	10000	5.8	3	1
40...	37	7	7	7	6	10000	7.3	1	2
41...	**43	10	10	10	8	9500	5.4	2	1
42...	18	7	7	7	6	13500	6.3	1
43...	34	11	11	11	11	15000	6.3
44...	18	7	7	7	7	10500	6.7
45...	38	16	16	16	14	10000	5.9	2
46...	8
47...	**31	7	5	4	1	1	1	...	1	5	10500	6.2	1
48...	31	9	9	9	9	15500	6.0
49...	26	12	12	12	9	21000	5.9	2
50...	40	12	11	11	1	10	12000	5.7	2	1
51...	42	12	11	11	1	10	11000	5.4	2	1
52...	33	12	10	10	...	2	2	12	12500	5.6
53...	34	11	11	11	10	14500	6.6	1
54...	44	17	16	16	...	1	1	11	13000	5.4	5	63	3.8
55...	38	12	12	12	9	11500	5.9	3	1
56...	24	11	6	6	...	3	3	...	2	7	11500	5.3	3
58...	**22	7	7	7	6	11000	5.7
59...	39	13	13	13	10	14000	6.0	3	1	...
60...	33	12	12	12	11	13000	6.2	1
61...	40	12	12	12	...	1	1	12	11500	5.6	1
62...	30	9	9	9	9	9000	6.2
63...	**67	17	17	17	12	10000	6.4	4	1
64...	*56	18	16	14	2	2	2	12	7500	5.7	5	40	3.8	1
65...	67	20	19	19	...	1	1	10	9000	6.5	7	52	4.4	1
66...	54	18	16	16	...	2	2	11	8500	6.0	6	81	5.8	2
67...	50	22	22	22	15	9500	5.8	5	...	4.2
68...	58	21	21	21	16	9000	5.8	5	...	3.4	1
69...	40	12	12	12	8	8500	6.6	4
70...	80	29	29	29	24	9000	6.0	5	...	4.0	1
71...	18	9	9	9	8	10000	5.3	1
72...	30	13	13	13	7	11000	4.9	4
73...	43	14	14	14	12	13500	6.0	2
74...	48	13	13	13	13	17000	6.2
75...	58	14	14	14	12	15000	7.3	2	1
76...	53	14	14	14	13	13500	7.1	1
77...	**36	12	12	12	12	11500	5.8
78...	28	13	13	13	10	10500	5.9	3
80...	2
81...	37	13	12	12	12	9500	5.4	1
82...	34	11	11	11	10	11500	5.5	1
83...	30	11	8	8	...	3	3	8	11500	5.9	2
84...	45	13	12	12	...	1	1	13	12500	6.4
85...	31	13	10	10	...	3	3	10	10500	5.0	3
86...	58	18	18	18	17	13500	6.2	1
87...	29	9	9	9	9	13000	5.8
88...	33	12	12	12	7	14500	6.0	4
90...	60	16	15	15	...	1	1	15	14500	6.5	1
91...	63	16	16	16	15	15500	7.1
92...	38	11	8	8	...	3	3	11	11000	6.2	1
93...	41	16	15	15	...	1	1	12	9000	5.5	3
94...	61	22	22	22	16	9000	5.8	5	57	5.0	1
95...	50	19	18	18	...	1	1	13	9000	5.9	4
96...	46	12	12	12	11	8000	6.0	1
97...	73	21	21	21	17	8500	6.5	3	1
98...	78	27	27	27	25	8500	6.0
100...	35	11	10	10	...	1	1	11	8000	5.7
101...	49	18	18	18	14	9500	5.9	3	1
102...	26	10	10	9	...	1	1	8	8000	5.3	2
103...	33	12	12	11	...	1	1	10	10500	5.5	1
104...	54	17	17	17	13	11000	6.2	4	1
105...	45	12	11	11	...	1	1	10	12500	6.7	2
106...	41	18	18	18	17	10500	5.7	1	2
107...	88	28	28	28	24	13500	6.1	4	1
108...	91	33	30	30	...	3	3	25	11500	6.2	5	173	3.6	1
110...	50	13	13	11	2	9	10000	5.8	4	1
111...	33	10	9	9	...	1	1	9	12000	6.0	1
112...	35	11	10	10	...	1	1	10	14000	6.1	1
113...	46	16	13	13	...	2	2	...	1	14	9500	5.4	2
118...	22	7	7	7	6	13500	6.8	1	1
119...	48	17	16	16	1	7	10500	5.9	8	65	4.4
120...	55	18	17	17	...	1	1	17	11000	6.3	1

Table 2.—CHARACTERISTICS OF HOUSING UNITS, BY BLOCKS: 1960—Con.

["Total population" contains no persons in group quarters unless preceded by asterisk; one asterisk (*) denotes less than 10 percent; two asterisks (**), 10 percent or more]

Blocks within census tracts	Total population	All housing units by condition and plumbing								Occupied housing units								
		Total	Sound			Deteriorating			Dilapidated	Owner occupied			Renter occupied			Occupied by non-white	1.01 or more persons per room	
			Total	With all plumbing facilities	Lacking some or all facilities	Total	With all plumbing facilities	Lacking some or all facilities		Total	Average value (dollars)	Average number of rooms	Total	Average contract rent (dollars)	Average number of rooms			
								With flush toilet										No flush toilet
121...	**43	10	10	10	10	11000	5.6	
122...	47	18	17	17	13	10000	5.5	
123...	36	18	13	13	15	9500	5.5	
124...	21	12	11	11	10	7500	5.1	
125...	**37	13	13	13	8	9000	5.9	
126...	56	22	17	17	14	9000	6.2	2	
127...	59	24	21	19	2	15	6500	6.2	2	
128...	72	22	20	20	17	8000	6.3	
129...	63	18	17	17	15	6500	6.3	
130...	54	22	20	20	20	7500	5.5	
131...	70	26	25	23	2	16	7000	5.6	2	
132...	*83	40	40	28	12	15	6500	5.3	
133...	65	36	36	35	1	20	7500	5.5	1	
134...	78	32	29	27	2	15	8000	5.4	
135...	**76	24	23	13	13	12	8500	5.6	5	
136...	38	15	15	15	11	8500	5.5	1	
137...	61	29	28	28	11	8000	5.5	
138...	51	16	14	14	11	10500	6.0	1	
139...	35	16	13	13	10	10000	5.9	
140...	45	17	17	17	16	9500	6.1	
141...	23	9	8	8	7	8000	5.0	
142...	45	14	14	14	13	10000	5.8	1	
143...	**48	14	13	13	11	9000	5.3	
144...	78	25	25	25	24	11500	6.2	
145...	45	21	17	17	16	10000	5.2	
146...	16	12	12	12	7	12500	6.0	
147...	11	5	5	5	5	9000	6.0	
148...	33	15	14	14	12	10500	5.1	
149...	23	10	10	10	9	11500	5.4	
150...	52	23	21	21	12	10000	6.4	
151...	24	14	11	11	7	...	4.7	
152...	42	22	22	22	8	8500	5.3	
153...	28	14	13	13	7	8000	5.9	
154...	29	12	6	6	1	
155...	**517	23	18	18	10	11500	6.7	1	
156...	**100	31	31	31	23	13500	6.0	2	
157...	60	26	20	20	15	11000	5.9	3	
158...	40	12	11	11	12	15000	6.2	
159...	27	11	9	9	8	14000	5.5	
160...	156	50	50	50	45	11500	6.0	1	
8.....	*6799	2174	2117	2104	13	53	53	4	1888	12000	5.7	224	71	4.7	2	54
1...	75	26	25	25	25	12500	6.3	
2...	97	28	28	28	26	15000	6.7	
3...	60	16	16	16	16	10000	5.7	1	
4...	25	7	6	6	6	10000	6.0	1	
5...	32	8	7	7	8	10500	5.4	1	
6...	37	10	10	10	10	9500	5.7	
7...	30	11	10	10	9	9000	4.3	1	
8...	33	11	11	11	8	8000	4.4	2	
10...	29	11	11	11	9	10500	5.3	
11...	39	12	12	12	12	10500	5.3	
12...	42	12	11	11	7	16000	6.9	
13...	26	8	8	8	7	12500	5.7	1	
14...	85	25	25	25	21	11500	5.9	
15...	75	27	25	25	24	10500	6.3	
18...	43	11	11	11	11	13000	6.2	
19...	21	7	7	7	6	15000	6.2	
20...	38	10	10	10	10	14000	6.2	
21...	38	11	11	11	11	13000	6.3	
23...	30	11	7	7	9	10000	5.4	
25...	47	12	12	12	11	11500	5.9	
26...	30	9	9	9	8	10000	5.8	
27...	43	14	13	13	11	9500	5.2	
28...	38	12	12	12	12	11000	6.0	1	
29...	49	14	13	13	13	11000	5.8	1	
30...	17	8	8	8	1	
31...	9	4	
32...	30	19	18	14	4	3	1	
33...	34	13	13	13	9	8000	5.4	1	
34...	52	15	14	14	10	11500	5.8	2	
35...	29	10	9	9	10	10000	5.4	
36...	22	7	7	7	7	11000	6.9	
37...	29	10	9	9	8	8500	5.6	
38...	37	12	12	12	11	11500	5.7	
39...	36	10	10	10	9	11500	6.0	
40...	42	12	12	12	11	16500	6.6	
41...	71	20	20	20	20	14000	6.3	1	
42...	13	4	
43...	48	12	12	12	12	15000	6.3	1	
44...	31	11	11	11	11	12000	5.6	
46...	28	12	10	10	11	9500	5.2	
47...	22	7	7	7	6	13000	6.2	
48...	40	12	12	12	10	12000	6.2	
49...	31	12	12	12	12	10000	5.0	1	
50...	24	10	10	10	7	9000	5.6	1	
51...	*46	13	13	13	7	8000	5.0	1	

City Block Characteristics

Table 2.—CHARACTERISTICS OF HOUSING UNITS, BY BLOCKS: 1960—Con.

["Total population" contains no persons in group quarters unless preceded by asterisk: one asterisk (*) denotes less than 10 percent; two asterisks (**), 10 percent or more]

Blocks within census tracts	Total population	All housing units by condition and plumbing									Occupied housing units						
		Sound			Deteriorating			Dilapidated	Owner occupied			Renter occupied					
		Total	With all plumbing facilities	Lacking some or all facilities	Total	With all plumbing facilities	Lacking some or all facilities		Total	Average value (dollars)	Average number of rooms	Total	Average contract rent (dollars)	Average number of rooms	Occupied by non-white	1.01 or more persons per room	
																	With flush toilet
52...	43	12	12	12	10	9000	5.7	2
53...	40	12	12	12	11	9500	5.7
54...	22	11	11	11	11500	5.4	1
55...	24	10	10	10	9	9000	5.0	1
59...	21	8	8	8	7	12500	5.3	1
60...	31	11	11	11	8	12000	5.5	1
61...	31	11	11	11	9	10000	5.7	2
62...	29	9	8	8	...	1	1	7	10000	7.6	1
63...	36	11	10	10	1	8	9000	6.0	1
64...	17	5	5	5	5	10000	5.8	1
65...	9	4
66...	11	5	5	4	1	4
69...	23	7	7	7	7	10500	5.9
70...	30	9	9	9	9	13000	5.6
71...	26	8	8	8	7	11500	5.4	1	1
72...	12	4
73...	29	9	9	9	7	11500	5.1	2
74...	38	10	10	10	10	12000	5.7
75...	29	14	14	13	1	9	7000	4.9	4
76...	33	11	11	11	10	13000	5.2	1
77...	39	10	10	10	10	11500	6.0	1
78...	51	13	12	12	...	1	1	11	10500	5.9	2	2
79...	13	7	7	7	7	7500	5.1
80...	36	9	9	9	7	10500	6.3	2
82...	39	13	13	13	13	12000	5.2
83...	44	12	12	12	10	11000	5.4	1
84...	40	12	12	12	12	10000	5.3
85...	2	1
86...	14	6	5	5	...	1	1	4	1
87...	28	8	6	6	...	2	2	6	9000	5.3	1	1
88...	49	15	15	15	12	10500	5.1	2
89...	18	8	8	8	6	10000	4.8	1
90...	17	9	9	9	4
91...	26	8	8	8	7	15500	6.3
92...	32	10	10	10	8	10000	4.6	2	1
93...	31	9	9	9	9	12000	5.4	1
94...	24	13	12	12	...	1	1	5	14500	5.8	6	76	4.2
95...	33	10	10	10	10	15000	6.6
96...	33	12	12	12	11	12000	5.3
97...	28	10	9	9	...	1	1	8	11500	5.3	1
99...	33	10	10	10	8	9000	4.9	2
100...	35	12	11	11	...	1	1	9	10500	5.1	2	1
101...	28	9	8	8	...	1	1	9	9500	5.1	1
102...	23	6	6	6	4	2	1	1
103...	33	10	10	10	8	9500	4.6	2	1
104...	33	11	11	11	9	13000	5.6	2
105...	28	8	7	7	...	1	1	7	8500	4.6	1
106...	41	11	11	11	10	12500	5.7	1
107...	32	11	11	11	9	9000	4.2	2
108...	34	12	12	12	11	9000	4.9	1
110...	37	12	12	12	10	11500	5.0	2
111...	38	12	12	12	11	10000	4.8	1
112...	42	10	10	10	8	15000	6.5	2	1
113...	33	12	12	12	12	12500	5.9
114...	29	12	12	12	10	9500	4.9	2
116...	34	12	12	12	11	9500	4.6	1
117...	38	12	12	12	11	10000	4.7
118...	38	12	12	12	11	11500	4.4	1
119...	37	11	11	11	9	13000	5.7	2
120...	30	8	7	7	...	1	1	8	14000	5.9	1
121...	26	10	9	9	...	1	1	9	10000	5.3	1
122...	35	12	12	12	11	12000	5.5	1
123...	33	9	8	8	...	1	1	9	10500	5.9
124...	35	10	10	10	9	12500	5.6
125...	16	7	7	7	5	...	5.2	1
127...	30	10	10	10	10	12500	5.4
128...	56	12	12	12	12	13000	6.3
129...	44	12	12	12	12	11000	6.1
130...	30	10	10	10	7	14000	6.6	3	2
132...	32	9	8	8	...	1	1	9	9500	5.0
133...	23	9	9	9	6	10500	4.8	2
134...	35	9	9	9	9	14000	5.2
135...	41	12	12	12	11	10000	4.9	1
136...	37	11	10	10	...	1	1	10	11500	5.1	1
137...	43	11	11	11	10	11500	5.9	1
138...	43	10	10	10	9	11500	5.8	1	1
139...	25	9	7	7	...	2	2	6	9500	5.5	1	1
140...	30	11	11	11	9	8000	5.0	1
141...	38	14	14	14	13	9500	5.2	1
143...	28	9	9	9	9	13000	6.6
144...	40	11	11	9	2	10	13000	5.6	1	1
145...	25	10	10	10	10	16000	5.5
147...	28	10	10	10	10	19500	6.7
148...	33	10	10	10	9	12000	5.7	1
149...	32	11	11	11	11	11500	5.5
150...	44	12	11	11	...	1	1	10	12500	6.4	2
151...	33	9	9	9	8	11000	5.6	1

Table 2.—CHARACTERISTICS OF HOUSING UNITS, BY BLOCKS: 1960—Con.

["Total population" contains no persons in group quarters unless preceded by asterisk; one asterisk (*) denotes less than 10 percent; two asterisks (**), 10 percent or more]

Blocks within census tracts	Total population	All housing units by condition and plumbing									Occupied housing units							
		Total	Sound			Deteriorating			Dilapidated	Owner occupied			Renter occupied			Occupied by non-white	1.01 or more persons per room	
			Total	With all plumbing facilities	Lacking some or all facilities	Total	With all plumbing facilities	Lacking some or all facilities		Total	Average value (dollars)	Average number of rooms	Total	Average contract rent (dollars)	Average number of rooms			
152...	33	12	12	12	12	17500	5.8	
153...	30	10	9	9	9	14800	5.9	1	
154...	35	10	9	9	9	13500	5.6	1	1	
155...	90	23	23	23	22	14500	6.5	1	1	
156...	70	25	24	23	1	1	1	21	12500	5.7	4	1	
157...	108	36	36	36	35	12500	5.6	1	
158...	114	36	34	32	2	2	2	32	14500	5.7	4	1	
160...	72	27	26	25	1	1	1	23	13000	5.7	2	
161...	31	7	7	7	7	17500	6.1	1	
162...	33	11	11	11	10	14000	6.5	1	
163...	76	28	27	27	...	1	1	25	11500	6.2	3	2	
164...	34	9	9	9	6	15000	5.8	3	
165...	37	17	17	17	11	11500	4.8	6	63	3.0	...	1	
166...	9	5	5	5	5	8500	4.6	
167...	40	12	12	12	12	11500	5.6	
168...	68	29	28	28	...	1	1	25	9000	4.9	4	
169...	36	12	12	12	10	9000	4.5	2	1	
170...	35	11	11	11	9	8500	4.4	2	1	
171...	8	4	
172...	9	2	
173...	41	12	12	12	10	12500	6.5	1	
174...	29	10	10	10	9	10500	4.7	1	
175...	38	12	12	12	11	14000	6.2	1	
176...	42	12	12	12	10	14500	6.0	2	
177...	38	12	11	11	11	11500	5.3	1	1	
178...	19	11	8	8	...	3	2	7	10000	5.0	4	
179...	27	9	9	9	8	13000	5.3	1	
180...	23	8	8	8	6	13500	5.8	1	
181...	6	1	
182...	48	14	14	14	14	13500	6.1	
183...	44	13	13	13	12	14000	5.4	1	1	
184...	1	1	
185...	46	10	10	10	10	18500	6.9	
186...	37	10	10	10	8	13500	6.0	1	1	
187...	28	10	10	10	8	14000	6.1	2	
188...	25	8	8	8	8	10500	4.9	
189...	27	7	7	7	3	4	1	
190...	26	6	6	6	6	12000	6.3	
191...	21	5	5	5	5	16000	6.6	
192...	23	5	5	5	5	...	6.8	
193...	38	12	12	12	11	14000	6.0	
194...	35	12	12	12	9	8500	5.0	3	
195...	29	10	10	10	10	12500	5.0	
196...	19	6	6	6	6	9500	6.0	1	
197...	30	9	9	9	9	11000	5.6	
198...	16	6	6	6	5	...	6.8	
199...	31	11	11	11	11	11000	5.0	
200...	32	12	12	12	10	11500	5.0	1	
201...	40	15	15	15	14	9500	4.9	
202...	10	4	
203...	20	9	9	9	8	11000	4.8	
204...	21	9	8	8	...	1	1	8	10000	5.5	
205...	20	9	9	9	7	11500	5.3	1	
206...	25	6	6	6	6	12000	6.5	
207...	14	5	3	3	2	5	11000	4.8	
209...	35	9	8	8	...	1	1	8	15500	5.9	1	
210...	32	10	10	10	9	15000	5.7	1	
211...	45	12	12	12	11	15500	7.3	1	
212...	45	11	11	11	11	18500	6.7	
213...	31	11	11	11	10	9500	5.2	1	1	
214...	34	9	9	9	9	17500	6.7	
215...	35	13	13	13	11	9000	5.5	2	
216...	44	10	10	10	10	24000	7.0	
217...	34	13	12	11	1	1	1	11	10500	5.3	2	
218...	52	15	15	15	14	14000	5.7	1	
9.....	*5936	1723	1660	1654	6	56	55	...	1	7	1474	15000	5.9	157	78	4.7	2	66
1...	36	13	13	13	9	9500	5.8	2	
2...	31	11	9	9	...	1	1	7	6500	4.6	4	1	
3...	42	15	15	15	13	8500	5.0	2	1	
4...	18	6	6	6	6	9000	5.3	
7...	40	16	15	15	...	1	1	15	8500	5.0	
8...	33	10	9	9	...	1	1	10	8000	4.2	1	
10...	15	5	5	5	5	7500	5.4	
11...	10	3	
14...	37	13	13	13	7	8000	4.1	2	3	
15...	42	13	13	13	12	10000	5.1	1	
16...	24	7	5	5	...	2	2	6	8500	4.8	1	1	
17...	11	4	
18...	23	10	9	9	1	8	8000	5.3	1	
19...	12	4	
20...	33	15	14	14	...	1	1	8	7000	4.8	5	55	3.8	...	1	
21...	45	13	13	13	10	10000	5.0	2	1	
22...	37	10	9	9	...	1	1	8	10500	5.5	1	2	
23...	20	4	
24...	44	13	13	13	13	11000	5.6	1	

City Block Characteristics

Table 2.—CHARACTERISTICS OF HOUSING UNITS, BY BLOCKS, 1960—Con.

["Total population" contains no persons in group quarters unless preceded by asterisk; one asterisk (*) denotes less than 10 percent; two asterisks (**), 10 percent or more]

Blocks within census tracts	Total population	All housing units by condition and plumbing									Occupied housing units							
		Total	Sound			Deteriorating			Dilapidated	Owner occupied			Renter occupied			Occupied by non-white	1.01 or more persons per room	
			Total	With all plumbing facilities	Lacking some or all facilities	Total	With all plumbing facilities	Lacking some or all facilities		Total	Average value (dollars)	Average number of rooms	Total	Average contract (dollars)	Average number of rooms			
								With flush toilet										No flush toilet
43...	19	7	6	6	...	1	1	7	10500	4.7
45...	13	3
46...	6	2
49...	55	26	17	17	...	3	3	6	18	12000	4.6	6	60	3.8
52...	11	2
53...	37	9	9	9	9	19500	6.1
54...	17	6	6	6	6	20000	6.0
55...	13	4
56...	25	5	2	2	3	4500	4.8
58...	75	23	21	20	1	1	1	21	12000	5.6	2	2
59...	4	1
61...	23	6	6	6	6	20000	6.5
62...	12	5	5	5	5	17000	6.0
63...	10	4
65...	1	1
68...	4	1
69...	36	8	8	8	8	14000	6.0
72...	3	1
82...	6	1
91...	60	18	18	18	16	9500	4.8	2	1
92...	81	22	22	22	18	10000	4.8	3
93...	86	23	23	23	21	9000	4.7	2	5
94...	70	20	20	20	16	10000	4.8	3	1	4
95...	56	20	20	20	15	10000	4.7	4	1
96...	124	36	36	36	29	14500	5.8	3	2
97...	2	12	12	12	1
98...	53	36	36	36	3	25	123	3.4
99...	18	7	7	7	5	39000	6.0
100...	2	1
101...	80	30	20	19	1	7	7	17	23000	5.7	11	55	4.0	...	1
102...	22	6	6	6	5	30000	7.0	1
103...	22	6	6	6	6	24000	7.5
104...	25	9	9	9	9	25000	6.2
105...	39	11	11	11	9	32000	7.8	1
106...	24	6	6	6	6	40000	7.3
107...	37	9	9	9	9	39000	9.3
108...	23	9	9	9	9	34000	7.3
109...	7	1
112...	8	1
113...	3	1
135...	7	1
137...	8	1
138...	1	1
154...	6	1
159...	5	1
160...	4	1
165...	3	2
167...	2	1
168...	15	3
169...	12	3
170...	7	1
171...	16	5	3	3	...	2	2	1	4
172...	14	5	3	3	...	2	1	3	...	5.6
173...	3	1
178...	30	8	8	8	7	23000	6.1	1
179...	15	7	7	7	7	42000	7.9
180...	33	11	11	11	11	28000	6.8
181...	22	9	9	9	8	40000	6.9
182...	37	11	11	11	10	30000	8.2	1
183...	23	6	6	6	6	27000	7.0
184...	19	5	5	5	5	39000	8.4
185...	7	4
186...	24	8	8	8	8	29000	7.4
187...	2	1
188...	11	6	6	6	5	29000	6.6
189...	2	2
190...	27	7	7	7	7	35000	8.3
191...	12	3
192...	...	1
193...	9	2
195...	14	4
196...	167	58	57	57	...	1	1	49	17500	5.6	7	63	3.3	...	2
197...	4	1
198...	6	2
199...	4	2
200...	86	29	28	28	...	1	1	28	19500	6.8
201...	20	6	6	6	6	13500	4.7
202...	51	21	19	19	...	1	1	11	12500	4.7	10	53	3.2	...	1
203...	43	14	9	9	...	5	5	11	13500	5.5	1
204...	14	6	5	5	6	15000	5.0
205...	105	31	30	30	...	1	1	31	14000	5.5	2
206...	84	30	25	25	...	3	3	21	13000	5.3	8	58	3.9	...	1
207...	39	22	13	12	1	6	6	15	9000	4.2	6	38	3.5
11.....	*5354	1783	1594	1586	8	159	153	6	...	30	1492	10000	5.3	214	62	4.4	17	97
1....	22	13	11	10	1	2	2	9	9000	5.4	2

Table 2.—CHARACTERISTICS OF HOUSING UNITS, BY BLOCKS: 1960—Con.

["Total population" contains no persons in group quarters unless preceded by asterisk; one asterisk (*) denotes less than 10 percent; two asterisks (**), 10 percent or more]

Blocks within census tracts	Total population	All housing units by condition and plumbing									Occupied housing units								
		Sound					Deteriorating				Dilapidated	Owner occupied			Renter occupied			Occupied by non-white	1.01 or more persons per room
		Total	With all plumbing facilities	Lacking some or all facilities	Total	With all plumbing facilities	Lacking some or all facilities		Total	Average value (dollars)		Average number of rooms	Total	Average contract rent (dollars)	Average number of rooms				
							With flush toilet	No flush toilet											
2...	39	16	16	15	1	6	...	6.3	9	47	2.8	
3...	29	12	12	12	9	10000	5.8	3	
4...	29	11	11	11	11	10500	5.7	
5...	35	12	12	12	10	11500	5.8	1	
6...	*80	27	27	27	24	11000	5.5	2	
7...	31	15	15	14	1	12	10000	5.3	
8...	38	15	15	15	10	8500	5.1	3	
9...	78	26	26	26	23	10500	5.2	3	1	
10...	80	26	26	26	22	12500	5.1	4	2	
12...	42	14	13	13	...	1	13	10000	5.2	1	1	2	
13...	26	12	12	12	12	15000	5.3	
16...	108	41	37	37	...	4	35	13000	5.9	5	68	3.6	...	1	
17...	45	23	21	21	...	2	22	9500	5.4	1	
18...	31	13	11	11	...	1	10	9000	6.5	3	
19...	32	14	14	13	1	13	10500	5.8	
20...	51	15	12	12	...	3	14	8500	5.4	1	2	
21...	37	12	10	10	...	2	11	8500	5.7	1	1	
22...	74	23	23	23	21	10500	6.0	
23...	26	8	6	6	...	1	6	13500	6.0	2	2	1	
24...	47	12	12	12	12	12000	5.6	1	
25...	66	22	20	20	...	1	1	15	8500	5.5	4	1	
26...	22	8	6	6	...	1	1	8	7000	5.1	
27...	35	12	10	10	...	1	1	12	9500	5.3	
28...	34	12	11	11	...	1	12	12500	5.1	
29...	39	14	7	7	...	6	1	10	7000	5.1	3	1	
30...	72	20	18	18	...	2	20	9500	5.6	
31...	34	12	10	10	...	2	9	9500	5.1	2	1	1	
32...	16	7	6	6	...	1	6	8500	4.5	1	
33...	8	4	
34...	16	6	5	5	...	1	5	10500	4.8	1	
35...	9	3	
36...	56	14	12	12	...	2	10	13000	5.8	4	1	
37...	17	5	3	3	...	1	1	4	
38...	52	18	12	12	...	6	13	9000	5.2	3	1	
39...	42	15	12	12	...	3	13	9000	5.6	2	
40...	50	15	10	10	...	4	1	12	8500	6.3	3	
41...	59	22	21	21	...	1	20	7500	5.5	1	1	
42...	78	24	24	24	20	7500	5.4	3	1	2	
44...	28	14	14	14	6	8500	5.7	7	40	2.0	...	2	
45...	16	5	5	5	5	8500	6.0	
46...	14	6	4	4	...	2	5	9000	4.8	1	
47...	21	8	8	8	8	8500	4.5	
48...	38	9	8	8	...	1	7	6500	5.3	2	1	
49...	14	9	7	7	...	2	6	9500	5.0	
51...	53	19	17	17	...	1	1	16	7000	4.8	3	2	
57...	62	16	15	15	...	1	13	17000	6.5	3	1	1	
61...	19	8	6	6	...	1	1	6	7000	4.8	2	
62...	28	10	9	9	...	1	8	6500	5.0	2	
63...	21	6	6	6	6	7000	4.5	1	
65...	30	12	10	10	...	2	8	8000	5.6	2	1	
66...	53	17	17	17	13	7500	5.8	4	
67...	55	18	16	16	...	2	11	7000	5.5	6	48	3.8	1	2	
68...	28	9	8	8	9	10500	4.9	
69...	64	20	20	20	...	1	15	9500	5.1	3	3	
71...	18	6	5	5	1	6	8000	5.0	
72...	35	9	8	8	9	9500	5.4	
73...	17	5	5	5	...	1	5	9000	5.2	1	
74...	66	18	18	18	17	11000	5.2	1	1	
75...	29	10	9	9	...	1	9	9000	4.8	1	
76...	39	12	12	12	9	8000	5.3	2	1	
80...	62	18	14	14	...	4	15	11000	5.7	3	1	
84...	1	
85...	7	3	
87...	
88...	18	1	
89...	47	17	16	16	...	1	14	7000	4.1	3	...	2	...	2	
90...	6	2	
91...	6	2	
92...	14	6	6	6	...	2	1	9	5000	4.3	
93...	23	10	6	6	...	3	1	9	5500	4.8	1	
94...	21	7	6	6	...	1	6	6000	4.8	1	2	
97...	26	12	9	9	...	3	8	7500	5.0	2	
98...	21	10	8	8	...	2	8	7500	4.6	2	1	
99...	22	11	8	8	...	3	9	6000	4.2	1	
100...	30	11	10	10	...	1	9	7500	4.9	2	
101...	12	4	
103...	10	2	
106...	22	10	9	9	...	1	7	6500	4.6	1	1	
107...	9	4	
108...	22	6	5	5	...	1	5	8500	4.6	1	
109...	20	8	2	2	...	5	1	3	4	1	...	
112...	15	8	7	7	...	1	7	7000	4.3	...	2	
113...	18	6	5	5	...	1	4	
114...	115	39	31	30	1	8	7	1	...	34	10500	4.9	4	2	2	
115...	42	11	10	10	...	1	10	12000	5.6	...	2	
116...	78	21	19	19	...	2	19	10000	5.3	2	
117...	64	21	21	21	19	11000	5.2	2	

Table 2.—CHARACTERISTICS OF HOUSING UNITS, BY BLOCKS: 1960—Con.

[“Total population” contains no persons in group quarters unless preceded by asterisk; one asterisk (*) denotes less than 10 percent; two asterisks (**), 10 percent or more]

Blocks within census tracts	Total population	All housing units by condition and plumbing									Occupied housing units								
		Total	Sound			Deteriorating			Dilapidated	Owner occupied			Renter occupied						
			Total	With all plumbing facilities	Lacking some or all facilities	Total	With all plumbing facilities	Lacking some or all facilities		Total	Average value (dollars)	Average number of rooms	Total	Average contract rent (dollars)	Average number of rooms	Occupied by non-white	1.01 or more persons per room		
								With flush toilet										No flush toilet	
118...	104	38	35	35	...	3	3	35	10000	5.1	2
119...	20	9	9	9	9	16000	6.2	2
120...	21	7	7	7	7	12000	5.9
121...	39	15	12	12	...	2	2	1	12	12500	4.9
122...	18	7	7	7	6	7000	4.3
123...	64	18	18	18	15	14000	5.9
124...	75	27	25	25	...	2	1	...	1	...	22	12500	5.7	2
125...	10	5	3	3	...	2	2	4
126...	129	37	35	35	...	2	2	36	11500	5.6	3	...
127...	15	6	5	5	...	1	1	5	...	5.6	4
128...	84	29	25	25	...	4	4	25	8000	5.4	4	1
129...	31	11	11	11	9	10000	4.8	1	1
130...	24	7	7	7	6	11000	5.8	1	1
131...	20	5	2	2	...	3	3	3	1	2
132...	72	23	21	21	...	2	2	21	7000	4.8	2	1
133...	21	10	10	10	10	6500	5.4
135...	53	12	12	12	12	14500	5.3	2
136...	43	12	12	12	12	12500	5.6	1
138...	118	31	31	31	29	14000	5.7	1	3
139...	101	24	24	24	21	14500	5.9	3	2
140...	205	64	63	63	...	1	1	55	13000	5.6	1	1	3
141...	113	31	28	28	...	3	3	29	13000	5.6	1
142...	17	10	8	8	2	8	9500	4.6
143...	30	8	7	7	...	1	1	7	13500	5.4	1	1
144...	19	6	6	6	6	11000	5.5	1
145...	36	10	10	10	10	11000	5.3	2
146...	31	10	9	9	...	1	1	8	8500	4.4	1	1
147...	34	11	11	11	11	11000	5.5
148...	18	5	5	5	5	14500	5.0	1
149...	12	6	3	3	...	3	3	4	1	1
152...	1	1
153...	51	18	17	17	...	1	1	17	7500	5.1	1
154...	31	10	10	10	9	10000	4.8	1	1
155...	38	11	11	11	6	10000	5.2	5	74	5.4	1
156...	27	7	7	7	6	10000	4.8	1	1
157...	49	13	12	12	...	1	1	11	10000	4.8	2	1	1
158...	22	7	7	7	6	8000	5.3	1
160...	21	4	1
161...	14	6	6	6	4	1
164...	20	8	7	7	...	1	1	3	4
166...	**157	44	37	35	2	5	5	2	33	9500	5.1	6	40	4.8	3
167...	24	10	5	5	...	3	1	2	...	2	6	7500	4.7	3	2
168...	1	1
179...	42	11	5	5	...	5	5	2	2
185...	20	7	4	4	...	2	2	1	3	7500	4.7	3
186...	12	4	3
187...	2	1
188...	9	1
190...	7	2
191...	**18
192...	4	2
193...	3	1
194...	18	8	7	7	1	8	7000	4.6
195...	7	4
196...	9	4
197...	6	4
12.....	5648	2033	1800	1761	39	217	202	13	2	16	1484	9000	5.5	436	53	4.0	40	92	4
2....	91	37	23	22	1	14	14	20	8500	5.5	14	51	3.9	1
3....	27	16	11	11	...	4	4	1	8	7000	6.6	5	43	2.0	1
4....	68	29	24	22	2	5	5	14	7500	5.9	13	57	4.4	1
5....	38	18	16	15	1	2	2	9	8500	6.0	6	45	5.0
7....	13	4
8....	36	15	15	15	7	8500	5.1	8	58	3.8	1
9....	31	13	11	11	...	2	2	9	9500	5.4	3	1
10....	41	17	14	14	...	3	3	14	9500	6.1	3	1
11....	81	41	34	32	2	5	7	10	7000	5.5	28	53	3.2	1	...	1
12....	18	5	4	4	...	1	1	5	10500	6.4
13....	21	9	7	7	...	2	2	6	9500	6.2	3
14....	33	12	11	11	...	1	1	11	12500	5.7	1
15....	28	8	8	7	1	5	10500	6.0	3
16....	57	13	12	10	2	1	11	8000	6.5	2	1	2
17....	37	18	17	17	...	1	1	15	8500	5.7	3	1
18....	42	15	15	15	13	8000	5.9	1	1
19....	52	21	20	20	...	1	1	12	8000	5.3	6	58	4.0	1
20....	49	15	14	14	...	1	1	6	9500	7.2	8	52	4.0	1
22....	32	12	5	5	...	7	7	4	6	54	4.0	3
24....	67	26	26	26	16	10000	5.1	6	75	4.8	3	1	1
25....	75	33	26	25	1	28	8000	5.9	4	1
26....	94	31	21	21	...	7	7	22	8000	6.0	8	53	4.9	3
27....	63	22	15	15	...	7	7	8	6500	6.0	13	53	4.1
28....	74	33	26	26	...	7	7	27	7000	5.6	4
29....	104	41	41	41	37	8500	5.2	3
30....	79	28	28	28	26	9500	5.8	2
31....	27	15	15	15	8	6500	5.4	4
32....	32	13	13	13	11	7500	5.9	1
33....	36	17	16	14	2	1	1	10	8000	5.7	4

Table 2.—CHARACTERISTICS OF HOUSING UNITS, BY BLOCKS: 1960—Con.

["Total population" contains no persons in group quarters unless preceded by asterisk; one asterisk (*) denotes less than 10 percent, two asterisks (**), 10 percent or more.]

Blocks within census tracts	Total population	All housing units by condition and plumbing									Occupied housing units						
		Total	Sound			Deteriorating			Dilapidated	Owner occupied			Renter occupied			Occupied by non-white	1.01 or more persons per room
			Total	With all plumbing facilities	Lacking some or all facilities	Total	With all plumbing facilities	Lacking some or all facilities		Total	Average value (dollars)	Average number of rooms	Total	Average contract rent (dollars)	Average number of rooms		
34...	38	18	18	18	11	7500	5.4	7	53	4.1	2	...
35...	50	14	14	14	11	7500	5.7	3	1
36...	55	14	14	14	14	8500	6.1	2
37...	53	15	13	13	...	2	2	14	9500	5.4	1	2
38...	58	13	10	10	...	3	3	10	9500	6.2	2	1
39...	38	14	11	11	...	2	2	10	10000	5.6	2	1
40...	33	13	11	11	...	1	1	10	7500	5.2	3
41...	26	8	7	7	7	12000	6.7	1	1
42...	23	8	8	8	...	1	1	7	9000	4.9	1	1
43...	15	7	6	6	...	1	1	6	11000	5.5
44...	26	10	10	10	10	13500	6.5
45...	34	14	12	12	...	2	1	...	1	12	10500	5.7
46...	27	9	8	8	...	1	1	6	7000	5.5	3
47...	18	6	5	5	...	1	1	5	9500	5.6	1
48...	21	9	9	9	5	11000	4.6	4	1
49...	49	15	15	15	9	9500	5.7	6	56	4.0	1	...
50...	30	12	12	12	...	3	3	12	10000	4.8
51...	46	16	13	13	...	2	2	9	7000	5.3	6	56	4.3	...	1
52...	34	14	12	12	...	2	2	13	8000	5.1	1
53...	30	16	15	15	...	1	1	13	11000	5.5	2
54...	31	12	11	11	...	1	1	9	11000	5.4	1
55...	41	14	14	14	12	7000	6.0	1
56...	49	16	16	14	2	13	9500	5.7	1
57...	25	12	12	12	8	9500	5.4	2	1
58...	34	12	12	12	3	8	55	4.0	1	1
59...	3	2
60...	40	9	9	9	3	6	62	5.3
61...	18	11	11	11	7	6000	5.6	4
62...	16	7	7	7	6	9000	5.3	1
63...	7	3
64...	51	18	13	13	...	5	5	16	8500	5.6	2
65...	34	14	11	11	...	3	3	8	8000	5.9	3
66...	66	23	16	16	...	7	7	14	8500	5.3	8	58	4.8	3	3
67...	68	33	31	31	2	15	9000	5.3	17	42	3.4	3	...
68...	83	38	14	14	...	22	12	9	1	17	7500	6.0	14	42	3.3	11	2
70...	33	14	12	12	...	2	2	10	7500	5.3	4
71...	48	18	15	15	...	3	3	12	8500	5.9	6	60	4.0	...	1
72...	57	20	17	17	...	3	3	16	7500	5.4	4	1
73...	30	16	12	10	2	4	4	8	8000	5.3	6	45	3.5	...	1
74...	31	15	11	11	...	4	4	8	8000	6.3	4
75...	25	9	9	9	6	9000	4.8	3
77...	16	6	4	4	...	2	2	3	3	1
78...	29	9	8	8	6	9000	5.0	2
79...	37	13	9	9	...	3	3	...	1	9	6500	5.2	3	1	1
80...	12	4
81...	32	12	11	11	...	1	1	12	7500	5.1	1
82...	52	18	17	17	...	1	1	15	8500	5.5	2
83...	50	15	13	13	...	2	2	12	6000	6.1	1	1
84...	52	22	16	11	5	6	5	1	...	9	6500	4.9	10	43	4.1	...	2
86...	50	13	13	13	11	8000	5.1	2	2
87...	31	13	13	13	12	8500	4.6	1	1	...
88...	58	17	16	16	...	1	1	15	8500	5.7	1	1	1
89...	29	9	9	9	8	8500	5.9	1
90...	37	13	13	13	11	8000	5.4	1
92...	25	9	3	3	...	3	3	...	3	7	8000	4.7	2	2
93...	29	9	7	7	...	2	2	5	9000	4.8	4
94...	35	12	11	11	...	1	1	9	9500	5.4	3	1
95...	22	8	8	8	5	...	5.2	2	1
96...	61	20	20	20	19	8500	5.1	1	2
97...	33	9	8	8	...	1	1	7	8000	5.0	2	1
98...	31	14	8	8	...	6	4	2	...	9	7500	5.3	1
100...	56	19	19	19	15	10500	5.2	3	1	...
101...	58	18	17	17	...	1	1	16	7000	4.8	2	1
102...	74	25	25	25	23	9000	5.4	1	1
103...	61	22	22	22	20	9500	4.6	2
105...	27	10	10	10	10	10000	4.6	1
106...	108	33	31	31	...	2	2	26	10500	5.3	6	49	4.2	...	3
107...	21	10	10	10	7	10500	4.9
108...	105	28	28	28	28	12500	5.7	2
109...	103	28	28	28	28	12000	5.7	1
110...	102	22	22	22	21	12000	6.2	1	3
111...	85	23	23	23	22	12500	6.0	1
112...	32	13	13	13	10	9500	4.8	2
113...	73	26	26	26	26	10000	4.8
114...	124	33	30	30	...	3	3	27	8000	5.4	5	54	5.0	1	3
115...	73	27	26	26	...	1	1	23	9500	4.9	4
116...	82	29	25	25	...	4	4	24	9000	4.8	3
117...	81	42	39	27	12	3	3	17	9500	5.5	19	41	2.6
118...	47	15	15	15	9	6500	5.7	6	54	5.0	...	2
119...	35	22	21	21	...	1	1	8	7000	6.0	11	35	3.7
120...	11	5	5	5	4
121...	36	15	15	10	5	7	9000	5.4	8	40	2.9	...	1
122...	71	22	22	22	20	8000	5.6	1	3	...
123...	27	9	9	9	8	9000	4.6	1	1	1
124...	48	15	15	15	13	10000	5.6	2	1
125...	98	29	29	29	26	9500	5.8	2	3
126...	20	6	3	3	...	3	3	6	7500	5.3

Table 2.—CHARACTERISTICS OF HOUSING UNITS, BY BLOCKS: 1960—Con.

["Total population" contains no persons in group quarters unless preceded by asterisk: one asterisk (*) denotes less than 10 percent; two asterisks (**), 10 percent or more]

Blocks within census tracts	Total population	All housing units: by condition and plumbing									Occupied housing units									
		Sound				Deteriorating				Dilapidated	Owner occupied			Renter occupied						
		Total	With all plumbing facilities	Lacking some or all facilities	Total	With all plumbing facilities	Lacking some or all facilities	With flush toilet	No flush toilet		Total	Average value (dollars)	Average number of rooms	Total	Average contract rent (dollars)	Average number of rooms	Occupied by non-white	1.01 or more persons per room		
127...	30	6	4	4	...	2	2	6	8000	5.3	2	
128...	3	1	
131...	12	4	
132...	26	7	7	6	1	7	12000	5.1	1	
133...	12	3	
137...	18	6	6	6	6	10000	5.2	
138...	35	12	10	10	...	2	2	10	8000	4.3	2	
139...	29	10	10	10	9	9500	5.2	1	
140...	50	18	14	14	...	1	...	1	12	10000	5.0	5	...	4.4	...	2	2	
141...	39	9	9	9	9	8000	4.9	1	2	
142...	45	17	17	17	14	8500	4.5	3	
143...	30	11	11	11	11	10000	5.0	
13.....	*5443	2150	1636	1590	46	425	406	19	...	89	1161	8500	5.7	812	54	3.9	175	80	...	
1....	30	15	12	8	4	3	3	4	11	47	2.7	
2....	59	26	20	20	...	6	2	4	11	11000	5.9	15	45	2.8	
3....	97	48	38	38	...	5	5	5	11500	6.9	34	68	3.5	
4....	55	24	12	12	...	9	9	8	10500	6.4	13	60	4.5	
5....	**44	23	12	12	...	8	8	7	4500	5.3	10	61	3.5	
6....	48	35	32	32	...	3	3	5	...	6.0	28	58	3.6	
7....	**58	24	13	8	5	11	7	4	5	...	6.4	19	48	2.7	
8....	42	36	36	35	1	12	13000	6.2	5	...	3.2	...	1	2	
9....	26	8	7	7	...	1	1	4	4	
10...	101	40	27	25	2	12	12	1	16	9500	5.6	19	54	3.8	2	2	2	
11...	46	17	9	9	...	8	7	1	7	7000	5.9	8	45	4.3	
12...	35	24	16	10	6	8	8	6	...	4.7	17	40	2.4	
13...	59	27	15	15	...	7	7	5	14	10500	5.7	9	52	3.8	2	3	
14...	60	30	13	13	...	17	17	7	7000	6.6	19	63	3.3	
15...	94	39	30	30	...	9	9	9	9000	5.6	30	63	4.0	2	
16...	60	33	7	4	3	24	24	2	9	7000	5.8	18	50	3.6	
17...	78	34	17	17	...	17	14	3	14	8500	6.4	19	61	3.5	2	
18...	107	53	18	18	...	34	34	1	9	6000	5.8	41	47	3.3	...	2	2	
19...	72	26	10	10	...	16	16	14	8500	5.9	10	55	3.4	2	
20...	70	26	13	13	...	10	10	3	16	7500	5.6	8	56	4.5	...	1	1	
22...	60	25	16	13	3	9	9	12	8500	6.2	11	40	2.9	1	2	2	
23...	84	36	24	24	...	12	12	20	7500	6.3	13	56	4.1	
24...	97	31	23	23	...	8	8	21	7500	6.0	7	53	4.7	4	2	2	
25...	136	33	27	27	...	6	6	22	9000	6.1	10	55	4.7	...	5	5	
26...	*100	30	25	25	...	5	5	19	7500	5.9	10	60	4.4	
27...	61	26	21	21	...	3	3	2	14	7500	5.7	8	61	3.5	...	2	2	
28...	66	30	30	27	3	12	9500	5.7	17	54	3.3	
29...	87	32	32	32	13	8500	6.2	17	59	4.9	
30...	51	32	30	30	...	2	2	16	8500	5.3	12	57	4.0	...	1	1	
31...	84	44	42	35	7	2	2	12	7000	4.8	26	44	4.0	1	
32...	48	20	20	20	10	8000	6.1	10	45	5.3	1	1	1	
33...	34	13	12	12	...	1	1	5	...	5.2	7	44	5.3	1	1	1	
34...	101	42	42	42	24	9500	5.3	17	51	3.9	...	2	2	
35...	120	48	48	48	25	9500	6.0	19	51	4.2	...	1	1	
36...	122	46	45	42	3	1	1	31	8500	6.0	11	46	4.1	...	1	1	
37...	114	42	36	34	2	6	6	23	10500	6.0	16	59	3.9	
38...	92	33	31	31	...	1	1	1	22	10000	6.1	7	70	4.7	
39...	84	29	23	23	...	6	6	24	9500	5.8	4	1	1	
40...	66	25	20	20	...	5	5	19	7500	5.0	4	2	2	
42...	15	7	6	6	...	1	1	6	8000	6.0	
43...	22	11	10	10	...	1	1	10	9500	5.9	
44...	39	13	8	8	...	5	5	11	10000	6.1	1	1	1	1	
45...	30	10	10	10	5	...	5.6	4	
46...	18	9	9	9	6	9500	5.3	3	1	1	1	
49...	44	24	17	17	...	5	5	2	8	9000	5.0	10	46	3.8	5	1	1	
50...	65	24	12	10	2	7	7	6	6500	5.5	13	46	4.6	9	3	3	
51...	55	26	25	25	...	1	1	5	...	5.3	15	49	4.1	4	2	2	
52...	65	29	20	20	...	7	7	9	8500	5.3	18	41	4.5	8	2	2	
53...	65	33	30	30	...	3	3	2	7	8000	5.3	18	41	4.5	8	2	2
54...	48	17	14	14	...	3	3	8	7500	5.5	9	46	4.8	5	3	3	
56...	42	16	15	15	...	1	1	13	8000	5.7	2	1	
57...	47	20	14	14	...	5	5	11	8500	5.0	8	39	3.0	4	2	2	
58...	97	34	34	34	30	9500	6.7	3	
59...	124	37	37	37	30	10000	5.4	7	68	4.6	1	1	1	
60...	82	23	23	21	2	21	8500	5.4	1	
61...	14	7	7	7	5	7000	5.8	1	5	2	2	
62...	82	31	24	24	...	4	4	3	20	6000	5.7	8	46	4.8	10	2	2	
64...	36	14	14	14	11	8000	5.1	2	1	
65...	38	12	12	12	10	10500	5.6	2	
66...	56	25	15	15	...	3	3	7	6500	5.5	11	37	3.5	6	2	2	
67...	53	20	8	8	12	6500	5.9	8	49	4.9	7	1	1	
68...	62	22	6	6	...	1	1	15	8000	6.2	9	47	5.1	6	2	2	
69...	64	18	8	8	10	9500	5.9	8	45	2.9	7	2	2	
71...	39	12	7	7	...	5	5	10	7000	6.5	2	2	1	1	
72...	20	11	11	11	7	6500	4.4	2	1	1	
73...	70	22	22	22	20	9000	5.1	2	2	2	
74...	81	24	24	24	18	9000	5.3	3	1	1	
75...	69	20	20	20	17	9000	5.1	2	2	2	
76...	52	12	12	12	9	9000	5.3	3	
77...	40	14	14	14	9	10000	5.9	3	2	2	
78...	54	23	15	15	...	8	6	2	16	7500	5.3	7	59	3.4	3	7	1	
79...	42	11	6	6	8	8000	5.8	3	

Table 2.—CHARACTERISTICS OF HOUSING UNITS, BY BLOCKS: 1960—Con.

["Total population" contains no persons in group quarters unless preceded by asterisk; one asterisk (*) denotes less than 10 percent; two asterisks (**), 10 percent or more]

Blocks within census tracts	Total population	All housing units by condition and plumbing								Occupied housing units								
		Total	Sound			Deteriorating			Dilapidated	Owner occupied			Renter occupied			Occupied by non-white	1.01 or more persons per room	
			Total	With all plumbing facilities	Lacking some or all facilities	Total	With all plumbing facilities	Lacking some or all facilities		Total	Average value (dollars)	Average number of rooms	Total	Average contract rent (dollars)	Average number of rooms			
						With flush toilet	No flush toilet											
80...	37	19	7	7	...	12	12	2	13	7500	6.3	3	4	...
81...	51	22	12	12	...	18	8	1	13	8000	5.8	7	45	3.6	6	1
82...	90	40	23	23	...	16	16	1	27	7500	6.0	10	50	4.2	14	1
83...	114	38	17	15	2	21	21	24	8500	6.0	14	54	5.1	12	1
84...	86	25	14	14	...	10	10	1	18	8000	5.6	6	45	4.8	12	2
85...	83	29	19	19	...	10	10	25	9000	5.6	2	6	1
86...	123	38	38	38	31	8500	5.3	5	67	5.4	3	4
87...	57	16	16	16	14	9000	4.8	2
88...	84	35	35	35	28	9500	5.1	2	3	...
89...	52	20	19	19	...	1	1	16	7500	5.2	3	1
90...	6	5	5	5	2	2
91...	49	17	10	9	1	7	2	5	10	7500	5.3	5	43	3.0	2	2
92...	33	10	8	8	2	8	10000	5.4	2	3	1
14...	*196	2190	1465	1303	162	605	395	210	...	120	428	8000	5.6	1512	49	2.9	272	93
1...	5	4
2...	136	80	74	68	6	4	4	5	...	4.6	68	59	2.7	1	6
3...	139	82	71	56	15	4	4	7	10	14500	5.2	64	50	2.8	1	4
4...	51	27	11	9	2	14	8	6	10	9500	5.9	13	45	2.8	3	2
5...	90	41	15	6	9	21	21	5	11	5500	6.2	29	45	3.0	2	4
6...	118	78	57	57	...	21	13	8	10	8000	5.8	67	60	2.9
7...	77	42	11	11	...	26	16	10	...	5	7	8500	6.0	34	42	2.6	...	2
8...	73	40	37	37	...	3	3	4	34	70	3.9
9...	97	53	3	6	34	26	8	10	8	...	4.6	39	44	3.3	2	1
10...	112	77	63	61	2	14	9	5	6	...	6.2	60	50	3.0	1	1
11...	135	100	84	82	2	16	11	5	5	...	4.8	83	53	2.8	...	3
12...	66	49	49	48	1	3	44	58	2.3
13...	**166	1
15...	63	41	31	31	...	10	1	9	7	8000	5.1	27	50	2.7	...	2
16...	54	26	12	12	...	12	10	2	6	...	5.2	19	52	3.6	...	1
17...	51	35	22	22	...	12	12	2	8	8000	5.0	24	68	3.5
18...	69	33	8	6	2	21	13	8	...	4	9	8500	4.7	19	47	3.7	2	4
19...	37	32	2	2	...	18	4	14	...	12	3	24	30	2.7
20...	14	13	12	1	11	...	1	2	9	39	2.3
21...	77	54	8	8	...	44	24	20	...	2	4	44	36	2.8	...	3
22...	80	60	60	29	31	6	...	4.8	45	42	2.7	3	...
23...	1	1
25...	19	16	16	5	11	1	14	38	1.9
27...	165	151	142	141	1	9	5	4	1	139	55	2.2
28...	70	37	23	23	...	12	9	3	...	2	11	7500	5.0	24	49	3.4	4	4
29...	13	6	5	5	1	3	2	2	...
30...	10	6	6	6	1	5	42	4.0
31...	2	3
32...	24	22	7	7	15	3	12	46	3.9
33...	55	36	11	11	25	3	23	44	3.4	...	1
34...	69	60	52	40	12	6	4	2	...	2	7	...	4.7	48	56	2.0	5	2
35...	56	47	34	34	...	13	13	4	37	42	2.3	1	...
36...	112	91	24	11	13	67	14	53	4	76	32	1.8	1	2
37...	89	51	28	14	14	23	8	15	5	...	5.0	34	38	3.0	7	5
38...	4	1
39...	**57	23	23	7	16	4	18	33	2.2	2	2
40...	68	36	30	30	...	6	6	4	25	47	3.6	1	2
41...	53	25	21	21	...	1	1	3	9	8000	4.8	13	36	3.5	4	1
42...	48	20	19	19	7	8500	6.7	11	53	4.5	8	1
43...	41	20	20	20	5	...	5.4	13	46	3.7	4	1
44...	64	28	19	16	3	9	9	7	4000	5.4	19	48	3.6	7	2
45...	80	26	21	21	...	5	5	14	5500	5.5	10	43	4.6	6	4
46...	23	12	9	9	...	3	3	4	4	3	1
47...	**51	19	9	9	...	10	10	9	9500	6.4	5	46	3.0	9	1
48...	76	44	22	20	2	21	9	12	...	1	10	7500	5.4	30	42	2.7	5	...
49...	54	28	11	6	5	14	7	7	...	3	8	9500	5.0	13	37	2.7	8	4
50...	75	40	20	20	...	20	13	7	...	9	9	6500	5.0	23	51	3.3	9	2
51...	63	20	16	16	...	3	3	1	12	7500	5.3	7	53	3.6	8	2
52...	85	35	21	21	...	12	12	2	10	6000	5.5	19	49	4.1	21	2
53...	35	16	12	12	...	4	3	1	12	5500	5.6	3	3	1
54...	34	18	13	13	...	4	4	1	7	8000	6.0	7	47	4.0	4	...
55...	15	9	8	8	...	1	1	2	6	41	4.8	4	1
56...	35	9	8	8	...	1	1	7	6500	6.9	2
57...	43	18	16	16	...	2	2	12	6000	6.2	5	57	3.4	3	...
58...	29	12	5	5	...	4	4	3	10	8000	6.5	1	5	...
59...	50	22	5	5	...	17	17	6	6000	5.3	12	45	4.6	14	2
60...	32	17	8	8	...	9	9	3	8	36	3.8	5	...
61...	53	22	18	18	...	2	2	2	8	10500	6.1	12	50	4.3	18	2
62...	**56	17	15	15	...	2	2	4	11	58	4.1	14	2
63...	60	22	21	21	...	1	1	7	7000	5.4	10	50	4.2	14	2
64...	53	17	17	17	8	8000	5.5	9	45	4.9	11	2
65...	47	18	18	18	12	7500	5.9	4	7	1
66...	80	23	22	22	...	1	1	10	8500	6.7	12	45	5.8	14	2
67...	57	17	16	16	...	1	1	14	7000	6.1	3	4	1
68...	38	18	18	18	9	8500	5.4	9	53	4.3	1	...
69...	**94	9	1	1	8	9	...	1.1	1	1
70...	**67
71...
72...	48	21	13	13	11	7500	5.7	2	8	...
			12	12	...	5	5	4	5	6000	5.8	11	48	4.3	12	2

Table 2.—CHARACTERISTICS OF HOUSING UNITS, BY BLOCKS: 1960—Con.

["Total population" contains no persons in group quarters unless preceded by asterisk; one asterisk (*) denotes less than 10 percent; two asterisks (**), 10 percent or more]

Blocks within census tracts	Total population	All housing units by condition and plumbing									Occupied housing units								
		Sound					Deteriorating				Dilapidated	Owner occupied			Renter occupied			Occupied by non-white	1.01 or more persons per room
		Total	With all plumbing facilities	Lacking some or all facilities	Total	With all plumbing facilities	Lacking some or all facilities	With flush toilet	No flush toilet	Total		Average value (dollars)	Average number of rooms	Total	Average contract rent (dollars)	Average number of rooms			
25...	150	193	46	17	29	73	8	65	...	74	6	...	4.7	113	25	1.7	4	6	
26...	59	62	9	15	44	3	2	1	2	43	32	1.8	...	1	
27...	9	37	18	2	16	8	23	1.4	
28...	38	30	11	1	10	19	...	19	35	32	1.3	2	2	
29...	37	13	13	4	9	19	28	37	1.4	1	2	
31...	18	8	8	5	3	13	28	1.8	...	3	
35...	8	30	4	4	1	7	36	1.7	
36...	45	80	77	7	72	1	1	26	30	36	1.7	2	2	
37...	53	227	42	185	44	35	1.3	8	1	
38...	154	136	41	1.2	12	3	
39...	127	114	100	32	68	6	4	2	...	8	7	7000	5.6	62	34	2.4	16	3	
40...	46	31	24	8	16	5	1	4	...	2	3	22	31	2.0	8	7	
41...	65	50	35	30	5	2	2	13	8	7500	6.8	19	37	3.2	17	3	
42...	158	129	123	45	78	4	4	2	11	8000	5.7	94	30	2.1	40	6	
43...	43	75	74	...	74	1	...	1	40	25	1.5	10	...	
44...	60	124	124	4	120	56	36	1.1	16	2	
45...	**66	33	1	...	32	7	25	33	29	1.5	...	2	
46...	81	124	37	...	37	87	4	83	1	78	32	1.1	1	...	
49...	2	2	
50...	**106	43	41	9	32	2	2	1	36	32	2.7	8	2	
51...	100	63	61	29	32	2	1	3	3	56	38	2.2	18	2	
52...	*81	21	17	17	...	4	1	1	8	5000	6.1	12	77	4.6	15	3	
53...	100	39	39	33	6	11	4500	6.2	22	36	4.4	21	5	
54...	64	61	52	10	42	9	6	3	4	45	20	2.4	3	...	
55...	14	14	14	...	14	14	14	1.1	
64...	41	42	42	16	26	2	25	35	2.5	5	...	
71...	3	2	
72...	33	34	34	2	32	2	28	31	1.0	
80...	10	4	
81...	76	33	28	28	...	5	5	9	6500	6.1	15	46	4.8	12	2	
83...	2	1	
84...	12	4	
85...	10	4	
102...	9	4	
103...	58	25	14	14	...	11	11	10	6000	5.7	13	41	4.2	16	3	
104...	49	23	9	9	...	12	11	1	9	5000	6.0	8	31	3.4	9	2	
110...	4	1	
171...	*5191	1899	1372	1348	24	365	342	17	6	162	1208	7000	5.5	471	49	4.3	592	136	
1...	8	8	4	4	...	4	4	3	3	...	
2...	119	56	9	7	2	29	27	2	18	5500	5.2	28	47	4.1	35	3	
3...	*107	43	11	11	...	21	20	1	11	6000	6.2	18	40	4.3	22	4	
6...	111	48	39	39	...	8	8	23	6000	5.8	16	49	3.9	16	3	
7...	93	36	32	31	1	4	4	28	6500	6.0	7	50	4.7	11	1	
8...	79	30	28	28	...	2	2	23	7000	6.0	4	13	1	
9...	66	22	21	21	...	1	1	18	7500	5.5	4	8	...	
10...	80	32	29	29	...	2	2	23	7000	5.2	8	45	4.3	1	1	
13...	49	15	12	12	...	2	2	15	7000	4.9	1	
14...	65	24	24	23	1	20	10000	4.9	3	1	2	
15...	64	24	24	24	23	7500	4.7	1	1	
16...	68	19	19	19	17	9500	5.5	2	1	
19...	21	8	8	8	7	8000	4.7	1	
20...	39	16	16	16	13	7500	4.8	2	1	1	
21...	*66	19	19	19	17	9000	5.2	1	3	2	
22...	57	16	16	16	15	6500	5.9	1	2	1	
23...	47	16	15	15	...	1	1	12	9000	5.3	4	1	...	
24...	89	35	33	31	2	2	2	27	5500	5.3	4	7	1	
25...	71	28	28	28	16	6000	5.4	7	54	5.1	7	2	
26...	76	31	27	27	...	4	4	25	7000	5.2	4	4	...	
27...	104	33	31	31	...	1	1	28	6500	5.8	4	12	3	
28...	84	32	32	32	25	7000	5.9	6	45	4.2	7	1	
29...	*121	44	25	23	2	15	15	23	8000	5.9	17	51	4.0	16	1	
32...	79	36	15	15	...	11	10	1	13	6000	5.6	16	43	3.6	27	2	
33...	64	28	12	12	...	8	8	4	20	45	3.9	22	2	
34...	87	44	14	14	...	13	13	17	8000	5.2	17	36	4.9	19	2	
35...	85	40	15	15	...	12	12	13	8	5500	5.9	20	39	4.4	16	2
37...	82	35	32	32	...	3	3	25	6000	6.0	4	7	...	
38...	88	28	27	27	...	1	1	24	7000	6.2	3	12	2	
39...	68	26	26	26	23	7500	5.8	2	10	1	
40...	82	29	29	29	26	6500	5.4	3	10	1	
41...	70	23	23	23	15	6500	5.1	6	51	5.2	12	1	
42...	*98	29	27	27	...	2	2	24	6000	4.9	5	44	4.4	4	2	
43...	53	20	20	20	16	7500	6.1	3	1	
44...	25	7	7	7	6	5500	4.5	1	2	
45...	78	27	25	25	...	1	1	22	7000	5.5	3	2	1	
46...	85	24	22	22	...	2	2	18	6000	5.3	5	49	5.2	4	3	
47...	86	26	25	25	...	1	1	20	6500	4.9	2	1	5	
48...	107	35	33	33	...	2	2	26	8500	5.5	8	51	5.1	2	2	
49...	47	13	13	13	13	8500	5.5	2	
50...	25	11	11	11	8	8500	5.4	1	1	1	
51...	35	9	8	8	...	1	1	8	7000	5.0	1	1	2	
52...	29	9	9	9	8	8000	5.1	1	1	
53...	45	15	14	14	...	1	1	12	5000	5.6	3	2	...	
54...	26	6	6	6	...	2	2	7	4500	5.6	
55...	20	6	4	4	...	2	2	3	2	1	1	
56...	32	7	7	7	6	7500	5.2	1	5	2	
57...	105	40	35	35	...	5	5	32	7000	5.4	3	6	2	

City Block Characteristics

Table 2.—CHARACTERISTICS OF HOUSING UNITS, BY BLOCKS: 1960—Con.

["Total population" contains no persons in group quarters unless preceded by asterisk; one asterisk (*) denotes less than 10 percent; two asterisks (**), 10 percent or more]

Blocks within census tracts	Total population	All housing units by condition and plumbing								Occupied housing units										
		Total	Sound			Deteriorating			Dilapidated	Owner occupied			Renter occupied							
			Total	With all plumbing facilities	Lacking some or all facilities	Total	With all plumbing facilities	Lacking some or all facilities		Total	Average value (dollars)	Average number of rooms	Total	Average contract (dollars)	Average number of rooms	Occupied by non-white	1.01 or more persons per room			
58...	60	16	12	12	...	3	3	1	14	9000	6.1	1	4	4	
59...	56	20	14	14	...	6	6	14	8500	5.5	6	46	4.0	...	7	1	
60...	72	25	18	18	...	7	6	1	12	7000	6.0	8	47	4.0	...	8	2	
61...	101	33	25	25	...	7	7	1	22	7500	6.1	8	54	5.5	...	14	1	
62...	114	29	20	20	...	6	6	3	21	8000	5.8	7	41	5.0	...	16	1	
63...	7	2
64...	92	31	21	21	...	7	7	3	20	7500	6.4	8	47	5.1	...	21	2	
65...	3	2
66...	72	30	12	12	...	14	12	2	...	4	17	8500	6.2	8	43	4.4	...	17	2	
67...	19	7	5	5	...	2	2	3	3	4	...	1	1
68...	96	35	10	10	...	16	11	5	...	9	16	6500	5.7	13	43	4.2	...	23	5	
69...	12	6	1	1	...	4	4	1	3	2	2	1	1
70...	77	20	8	8	...	9	8	1	...	3	13	7500	6.6	4	13	5	1
71...	20	7	7	7	4	2	2	1	1
72...	54	25	20	20	...	3	3	2	14	9500	5.8	7	42	4.7	...	12	3	3
75...	9	3
76...	9	2
77...	50	15	4	4	...	7	7	4	11	5500	6.3	3
79...	21	11	7	5	2	4	4	7	6500	5.6	2	6	1	1
80...	33	17	11	6	5	2	2	4	8	6500	4.9	8	41	3.0	...	1	1	1
81...	46	14	7	7	...	4	4	3	9	6000	5.4	1	3	1	1
82...	6	2
83...	8	4
84...	9	3
85...	7	3
86...	11	7	6	6	...	1	1
88...	36	13	3	3	...	8	8	2	8	7000	5.9	5	49	4.2
89...	41	15	2	2	...	6	6	7	8	6500	5.3	4	6	2	2
90...	44	23	11	11	...	11	11	1	15	5500	6.5	3	3
91...	65	29	21	19	2	8	8	11	7000	5.9	14	55	3.4	6	6	3	3
92...	**95	17	17	17	15	7500	6.3	1	5	1	1
93...	24	8	8	8	7	10000	5.6	1
94...	17	8	8	8	8	7500	4.5
95...	15	4
96...	33	12	12	12	7	9500	4.9	5	61	3.6	1
99...	6	2
100...	186	88	33	28	5	40	30	4	6	15	32	8000	5.8	33	77	3.7	36	8	5	5
101...	58	21	15	15	...	4	4	2	7	7000	5.6	8	48	4.0	10	5	1	1
102...	64	26	15	15	...	7	7	4	15	5500	5.3	6	41	3.8	8	2	2	2
103...	14	4
104...	24	8	6	6	...	2	2	7	5500	4.9	1
105...	32	8	8	8	7	5000	5.6	1
106...	28	7	7	7	7	6500	4.4	1	2	2
108...	34	14	4	3	1	9	9	1	3	9	33	3.7	8	2	2	2
109...	18	11	8	8	...	2	2	1	5	8000	4.6	4	5
110...	8	2
18.....	*2882	1016	850	832	18	152	142	10	...	14	745	9000	5.3	203	64	3.9	8	63	63	63
1...	3	1
2...	1	1
9...	31	10	6	6	...	3	3	1	4	5	3.8	...	2	2	2	2
10...	75	28	24	24	...	4	4	24	8500	5.0	3
12...	3	2
13...	51	20	15	15	...	5	4	1	16	6500	4.8	3
14...	12	8	2	2	...	5	3	2	...	1	2	4
15...	38	17	13	13	...	3	2	1	...	1	6	5000	4.0	7	49	4.0	...	3	3	3
16...	4	2
17...	25	12	4	4	...	6	6	2	9	4000	5.6	1
18...	54	21	17	17	...	3	3	1	18	9000	5.3	2
22...	10	7	5	3	2	2	2	3
23...	2	1
24...	26	10	8	8	...	2	2
25...	7	5	5	5	2	8	7000	4.4
30...	57	16	9	9	2	1	3
31...	53	18	15	15	...	6	5	1	...	1	14	7000	4.9	1
32...	62	14	13	13	...	3	3	17	8500	5.2	1
33...	75	21	19	19	...	2	2	11	10000	5.4	3	2	4	4
34...	65	21	21	21	18	9000	5.0	2	1	1	1
35...	55	18	18	18	19	9000	4.8	2
36...	65	24	24	24	15	9500	5.3	2
37...	81	28	21	21	...	7	7	20	7500	4.7	3
38...	69	20	13	13	...	7	7	23	11500	5.3	4
39...	63	19	15	15	...	4	4	15	10500	6.4	5	63	3.8
40...	58	24	21	21	...	3	3	17	9500	5.7	2
41...	71	24	22	22	...	3	2	22	8500	5.4	2
42...	94	25	20	20	...	5	5	18	10000	5.8	6	56	4.3	...	2	2	2
43...	83	25	20	24	...	5	5	1	18	10000	6.0	6	53	4.2
44...	...	21	16	16	...	5	5	16	9000	5.3	4
45...	57	21	21	21	16	8000	5.3	4
46...	60	21	19	19	...	2	2	19	8000	5.1	1
47...	46	19	18	18	...	1	1	13	7500	5.1	1
48...	57	19	18	18	...	1	1	19	7500	4.7	2	1	1
49...	58	21	21	21	15	9000	4.8	4
50...	46	13	13	13	12	8000	4.8	1
51...	50	17	14	14	...	3	3	14	7500	4.9	1
54...	21	7	6	6	...	1	1	3	3
55...	48	16	12	12	...	4	4	13	10000	4.8	2

Table 2.—CHARACTERISTICS OF HOUSING UNITS, BY BLOCKS: 1960—Con.

["Total population" contains no persons in group quarters unless preceded by asterisk; one asterisk (*) denotes less than 10 percent; two asterisks (**), 10 percent or more]

Blocks within census tracts	Total population	All housing units by condition and plumbing									Occupied housing units							
		Total	Sound			Deteriorating			Dilapidated	Owner occupied			Renter occupied			Occupied by non-white	1.01 or more persons per room	
			Total	With all plumbing facilities	Lacking some or all facilities	Total	With all plumbing facilities	Lacking some or all facilities		Total	Average value (dollars)	Average number of rooms	Total	Average contract rent (dollars)	Average number of rooms			
							With flush toilet	No flush toilet										
56...	47	17	17	17	16	8000	5.3	1	1	1	
57...	46	15	15	15	12	9500	5.7	2	
58...	21	20	20	20	17	10500	4.9	3	
59...	51	21	20	20	...	1	1	20	8500	5.4	
60...	59	23	23	23	22	7000	5.0	1	1	...	
61...	34	15	15	15	8	8000	5.9	4	
62...	65	23	10	9	1	13	11	2	...	12	7500	5.1	8	58	4.9	...	2	
63...	68	36	31	25	6	5	5	16	7500	5.7	17	59	3.4	
64...	68	27	23	23	...	2	2	...	2	17	8500	5.6	7	67	3.6	1	...	
65...	71	24	21	21	...	2	2	...	1	22	9500	5.4	2	1	
66...	**125	40	40	33	7	12	12000	6.6	28	54	2.5	1	2	
67...	50	14	14	14	...	4	4	...	1	8	7000	6.0	10	62	3.7	1	3	
68...	7	4	
69...	94	36	15	15	...	21	18	3	...	17	11500	5.9	14	40	3.5	...	2	
70...	4	1	
71...	5	3	10	10	...	2	2	10	9000	5.1	1	
73...	32	12	10	10	...	2	2	13	11500	4.8	1	2	
74...	50	15	15	15	11	12000	4.6	1	1	
75...	37	12	12	12	...	2	2	10	10000	5.3	1	
76...	36	11	9	9	
78...	16	6	5	5	...	1	1	5	8000	5.4	1	
79...	28	9	6	6	...	3	3	5	3	
80...	2	2	
81...	34	7	7	7	7	12500	6.3	
19.....	*3205	1188	1039	1011	26	132	115	6	1	27	715	8500	5.7	362	51	3.9	46	78
1...	31	11	6	6	...	4	3	...	1	1	6	3500	4.2	4	4	2
2...	10	20	7	7	...	2	2	11	2	...	5	35	2.0	2
3...	30	8	7	7	1	4	...	3	1	3	...
4...	31	11	11	11	10	6000	6.0	1	2
5...	83	22	20	20	...	1	1	...	1	17	6500	5.2	2	9	6	...
6...	20	8	6	6	...	2	2	7	4500	5.1	1	4	1	...
7...	6	2
8...	10	4
10...	61	28	26	24	2	2	2	6	12500	5.8	13	39	3.9	6	2	...
11...	14	4
13...	6	3	7	6500	5.6	6	53	4.5	...	1	...
14...	33	14	14	14	7	8500	5.9	5	65	5.2	1	2	...
15...	47	14	14	14	19	49	1.9	...	3	...
17...	33	22	22	22
18...	**15	2
19...	31	11	10	10	...	1	1	1	8	37	5.1	7	1	...
20...	37	20	20	19	1	9	7000	6.1	4	4	1	...
21...	29	12	12	12	5	5000	4.0	7	44	4.3	...	2	...
22...	38	12	11	11	1	7	6500	5.6	4	2	...
23...	2	1
24...	**34	5	5	5	4
26...	18	8	8	8	6	11000	7.3	1
27...	26	11	11	11	7	11500	7.1	2
28...	3	2
31...	15	6	6	6	5	11000	6.0	1
32...	*92	31	31	30	1	20	10000	6.9	7	54	6.7
33...	13	9	9	9	6	14000	6.8	2
34...	9	4
35...	21	8	8	8	3	4	1	...
36...	27	3
37...	37	13	12	12	...	1	1	9	7500	5.9	2	1	1	...
38...	17	5	4	4	...	1	1	2	3
40...	13	4
41...	11	8	5	2	3	2	2	...	1	2	3	2	...
42...	51	23	15	15	...	8	3	5	...	8	7500	5.9	12	61	2.8	...	2	...
44...	39	15	14	14	...	1	1	11	8500	5.5	3	1	...
45...	50	15	11	11	...	4	4	12	7000	5.8	3	1	...
46...	39	11	11	11	8	11000	6.1	3
47...	25	9	9	9	8	11000	5.1	1
48...	51	16	7	7	...	9	9	9	8500	6.4	4	1	...
49...	67	16	11	11	...	5	5	12	8000	5.8	3	2	...
50...	50	18	17	17	...	1	1	10	10500	5.9	7	59	4.1	...	1	...
51...	19	9	6	6	...	3	3	2	5	45	3.6	...	1	...
52...	11	9	9	6	3	1	5	45	2.4
53...	44	14	8	6	...	6	6	7	6500	5.9	7	54	3.7	...	1	...
54...	2	1
55...	9	6	2	2	...	4	4	3	1
56...	4	3
57...	3	2
58...	34	12	3	3	...	7	7	...	2	10	7500	6.1	2	1	...
59...	47	36	33	33	...	3	3	1	31	50	2.9
60...	8	7	5	5	...	2	2	4	2
61...	52	15	11	11	...	4	4	11	7000	6.3	4
62...	53	15	12	12	...	3	3	11	8500	5.9	3	3	...
63...	55	20	20	17	3	13	9500	6.1	5	44	3.4	...	1	...
64...	40	11	8	8	...	3	3	7	9000	6.6	3	2	...
65...	37	11	11	11	5	...	6.2	6	53	4.3	...	1	...
66...	34	10	10	10	8	7500	5.4	1	2	...
67...	35	13	9	9	...	4	4	11	8000	5.3	2
68...	40	15	12	12	...	2	2	...	1	11	9000	5.5	4

Table 2.—CHARACTERISTICS OF HOUSING UNITS, BY BLOCKS, 1960—Con.

["Total population" contains no persons in group quarters unless preceded by asterisk: one asterisk (*) denotes less than 10 percent; two asterisks (**), 10 percent or more]

Blocks within census tracts	Total population	All housing units by condition and plumbing									Occupied housing units								
		Sound				Deteriorating				Dilapidated	Owner occupied			Renter occupied					
		Total	With all plumbing facilities	Lacking some or all facilities	Total	With all plumbing facilities	Lacking some or all facilities	With flush toilet	No flush toilet		Total	Average value (dollars)	Average number of rooms	Total	Average contract rent (dollars)	Average number of rooms	Occupied by non-white	1.01 or more persons per room	
70...	22	7	6	6	...	1	1	4	3	1
71...	36	13	7	7	...	6	6	10	6500	5.0	2	1
72...	7	4
74...	12	3
78...	73	25	23	23	...	2	2	21	7000	5.1	4	1	
80...	**61	1	1
81...	97	28	27	25	2	1	22	8500	5.7	4	3	
82...	69	27	25	23	2	2	2	20	9000	5.6	5	51	3.8	...	3	
83...	94	38	33	26	7	2	2	3	16	8500	5.6	21	48	3.6	1	1	
84...	59	27	25	24	1	2	2	1	14	8500	5.4	13	56	3.2	...	1	
85...	71	26	24	24	...	2	2	23	8500	6.0	3	3	
86...	50	23	21	21	...	2	2	20	9500	5.6	2	
89...	47	16	15	15	...	1	1	15	6000	5.2	
94...	57	17	14	14	...	3	3	14	9000	5.9	3	3	
95...	41	11	11	11	9	9000	5.2	1	1	
96...	24	7	7	7	4	3	1	
97...	62	25	23	23	...	2	2	19	10500	5.2	5	37	4.2	...	1	
98...	67	27	24	24	...	3	3	18	9500	5.3	7	52	3.7	
99...	82	29	29	29	23	11000	5.7	5	55	3.8	...	1	
100...	81	31	31	31	22	11500	6.3	7	54	3.9	...	2	
101...	44	22	22	22	8	12000	5.5	14	56	3.4	
102...	3	3	
103...	1	1	
106...	21	12	12	12	3	7	56	2.9	
107...	17	12	12	12	2	9	60	4.2	
108...	...	1	
109...	17	6	6	6	6	11500	6.7	1	
110...	32	8	8	8	8	9000	5.9	1	
111...	13	5	5	5	3	1	1	
112...	30	12	11	11	...	1	1	9	8000	5.3	2	
113...	28	11	9	9	...	2	2	9	8000	5.1	1	
114...	30	12	11	11	...	1	1	9	8000	5.3	2	1	
116...	10	2	
117...	45	19	19	19	17	7500	4.9	1	1	
20.....	*4538	1632	1206	1196	10	327	319	7	1	99	1149	7500	5.3	365	50	4.1	60	124	
1...	20	3	4	2	
2...	19	6	1	1	...	5	5	
3...	10	4	
7...	11	4	
8...	37	14	6	6	...	7	7	1	9	4500	4.2	4	3	1	
9...	23	36	1	1	...	4	4	31	4	13	28	2.1	2	2	
10...	30	11	3	3	...	8	8	10	5000	5.5	1	2	1	
11...	7	4	
12...	9	4	
17...	21	8	4	4	...	3	3	1	5	8000	5.0	2	2	1	
18...	28	9	5	5	...	2	2	2	6	8500	7.0	2	1	
19...	32	13	10	10	...	3	3	9	6000	5.9	2	
20...	21	8	3	3	...	4	4	1	6	7500	6.7	1	
25...	13	4	
26...	26	9	6	6	...	3	3	8	6500	5.6	1	
27...	46	18	9	9	...	7	7	2	11	5500	5.4	4	6	2	
28...	60	23	6	6	...	10	10	7	14	6000	5.9	6	31	3.2	9	2	
29...	40	12	3	3	...	7	7	2	6	6000	5.3	6	49	4.8	6	2	
30...	49	19	5	5	...	7	7	7	5	7000	6.2	9	38	4.3	9	2	
31...	10	3	
32...	17	4	
33...	17	5	3	3	...	2	2	5	12000	6.2	
34...	19	6	5	5	1	5	7000	5.8	1	1	
35...	22	8	4	4	...	3	3	1	7	8000	6.6	
36...	6	2	1	
37...	33	12	9	9	...	3	3	10	13500	5.3	2	1	
38...	2	1	1	
39...	17	8	3	3	...	4	4	1	4	2	1	
44...	8	5	5	5	4	1	
46...	18	8	5	5	...	3	3	6	9000	6.7	
47...	**42	11	10	10	...	1	1	10	9000	5.6	1	
48...	45	18	16	16	...	2	2	16	12000	5.0	2	
49...	10	3	
51...	53	23	23	23	22	9500	5.2	1	1	
52...	36	12	8	8	...	4	4	8	11500	5.1	3	1	
53...	28	8	7	7	...	1	1	8	10500	6.3	2	...	
54...	39	17	13	13	...	3	2	1	...	1	11	7000	5.2	6	48	3.5	
55...	32	12	11	11	...	1	1	12	7500	5.8	1	2	
56...	40	11	11	11	10	9500	5.3	1	
57...	36	15	13	13	...	2	2	12	6000	4.3	3	1	
58...	31	12	12	12	9	8500	4.9	2	1	
59...	44	14	10	10	...	4	4	11	7500	6.1	3	
60...	32	21	14	14	...	6	6	1	9	8000	5.2	8	
61...	37	16	8	8	...	5	5	3	9	7500	5.1	4	
62...	30	12	8	8	...	3	3	1	8	8500	5.9	3	1	1	
63...	33	9	8	8	...	1	1	8	9000	5.3	1	
64...	22	8	8	8	6	9500	5.0	1	
65...	23	9	8	8	7	10500	4.9	1	
66...	26	8	8	8	7	8500	5.6	1	
67...	39	14	13	13	...	1	1	12	8000	5.3	1	

Table 2.—CHARACTERISTICS OF HOUSING UNITS, BY BLOCKS: 1960—Con.

["Total population" contains no persons in group quarters unless preceded by asterisk; one asterisk (*) denotes less than 10 percent; two asterisks (**), 10 percent or more]

Blocks within census tracts	Total population	All housing units by condition and plumbing									Occupied housing units								
		Sound					Deteriorating				Dilapidated	Owner occupied			Renter occupied			Occupied by non-white	1.01 or more persons per room
		Total	With all plumbing facilities	Lacking some or all facilities	Total	With all plumbing facilities	Lacking some or all facilities	With flush toilet	No flush toilet	Total		Average value (dollars)	Average number of rooms	Total	Average contract rent (dollars)	Average number of rooms			
68***	63	25	24	24	...	1	1	8	7000	5.5	16	66	2.8	...	1	
69***	45	15	14	11	6	8	8500	5.4	6	50	3.2	...	3	
70***	43	14	6	27	...	8	8	10	6500	5.5	3	1	
71***	61	32	27	27	...	2	2	9	5500	5.0	22	47	2.4	...	4	
72***	41	11	7	7	...	4	4	8	9000	5.9	3	1	
73***	15	10	4	4	...	2	2	5	...	4.0	4	1	
74***	80	23	18	18	...	2	2	16	8000	5.6	6	46	4.2	...	4	
75***	31	12	11	11	...	1	1	10	7500	4.9	1	4	
76***	31	13	10	10	...	3	3	10	7500	5.0	2	1	
77***	45	12	11	11	...	1	1	12	7000	6.3	1	
78***	38	16	13	12	1	3	3	11	6000	5.1	4	2	
79***	56	31	26	26	...	5	5	8	4500	4.9	17	68	3.3	...	1	
80***	28	12	4	4	...	6	6	6	6500	5.3	4	1	
81***	**37	12	11	10	1	1	1	9	9000	4.6	2	
82***	31	15	6	6	...	8	8	10	5500	6.2	3	1	
83***	24	10	6	6	...	2	1	1	4	...	2	4	2	
84***	38	11	11	11	8	8000	4.6	2	1	
85***	18	5	4	4	...	1	1	5	9500	7.2	
86***	33	13	13	13	12	7500	5.7	
87***	36	14	12	12	...	2	2	12	7500	4.9	2	
88***	31	13	9	9	...	4	4	9	7000	5.7	3	
89***	23	10	6	6	...	4	4	8	6000	6.1	1	
90***	**20	5	4	4	...	1	1	4	...	1	
91***	39	14	13	13	...	1	1	10	8000	5.0	4	1	
92***	37	13	12	12	...	2	1	11	6500	5.5	1	1	
93***	40	10	8	8	...	2	2	8	8000	5.1	2	2	
95***	8	3	1	
96***	20	7	3	3	...	4	4	4	...	2	1	
97***	29	11	10	10	...	1	1	8	8000	5.4	2	1	
98***	35	12	10	10	...	2	2	7	6500	5.1	5	...	3.6	2	1	
105***	66	23	21	21	...	2	2	20	6500	5.3	2	
106***	69	20	17	17	...	3	3	15	7500	5.8	5	...	6.4	...	2	
107***	65	22	18	18	...	4	4	20	7000	5.4	1	1	
108***	50	22	13	13	...	9	8	1	20	6000	5.0	2	1	
109***	72	26	24	22	2	2	2	21	8000	5.3	4	1	
110***	51	21	17	17	...	4	4	17	7500	5.9	2	1	
111***	63	23	22	22	...	1	1	19	10000	5.5	4	1	
112***	84	27	23	23	...	3	3	23	8500	5.5	3	2	
113***	84	24	19	18	1	5	5	20	9500	5.7	4	2	
114***	51	18	11	9	2	7	7	15	8000	5.9	2	1	
115***	83	24	20	19	1	2	2	2	22	8000	6.0	2	2	
116***	65	23	17	15	2	6	5	2	16	7500	5.3	3	
117***	62	21	15	15	...	9	5	1	13	8000	5.2	7	53	4.7	...	2	
118***	69	23	15	15	...	7	6	1	22	6000	5.3	1	2	
119***	67	22	13	13	...	7	7	2	18	6500	5.1	4	2	3	
120***	56	20	17	17	...	3	3	14	7500	5.4	4	
121***	60	18	12	12	...	2	2	4	14	6500	5.1	4	2	
122***	48	15	12	12	...	3	3	13	5000	4.4	1	4	
123***	29	12	10	10	...	2	2	10	4500	4.6	2	
124***	109	30	23	23	...	6	6	1	16	7500	5.1	12	48	4.5	...	4	
125***	61	19	17	17	...	1	1	1	16	6500	5.2	1	4	
126***	75	22	17	17	...	5	5	15	6500	5.3	6	50	5.2	1	3	
127***	70	20	20	20	17	7000	5.4	3	2	
128***	70	32	29	29	...	3	3	13	7000	5.1	16	58	3.1	...	2	
130***	65	20	16	16	...	4	4	16	7500	4.9	4	2	
131***	50	18	18	18	12	8000	4.4	6	51	4.2	...	1	
132***	9	3	
135***	12	5	3	3	2	4	...	1	1	1	
136***	1	1	
137***	2	3	
138***	13	4	
139***	8	3	
140***	281	90	81	81	...	8	7	1	64	7500	5.0	19	57	4.7	...	11	
141***	10	4	
142***	16	5	5	5	4	...	1	1	
143***	13	4	
144***	19	6	6	6	4	...	1	1	
145***	35	11	10	10	...	1	1	8	7000	4.8	3	3	
21***	**3211	1062	854	836	18	156	144	12	...	52	741	7000	5.3	235	46	4.3	125	128	
22***	38	13	9	9	...	3	3	1	10	6500	5.9	2	2	1	
23***	18	4	
24***	15	7	6	4	2	1	1	3	...	3	1	...	
25***	59	22	19	19	...	2	2	1	12	7000	5.6	7	33	5.0	2	2	
26***	64	19	17	17	...	1	1	1	8	6500	5.3	8	46	5.5	1	5	
27***	7	3	
28***	45	20	16	16	...	4	4	15	5500	5.7	3	4	...	
29***	76	25	23	19	4	2	2	23	5000	5.5	9	34	3.4	7	5	
30***	19	7	5	5	...	2	1	1	6	7500	5.2	1	1	
31***	12	4	
32***	65	26	23	23	...	3	3	16	6500	5.7	4	1	
33***	100	29	25	25	...	4	4	23	6000	5.3	6	...	4.3	4	3	
34***	64	22	16	16	...	5	5	1	16	5000	5.6	5	...	5.6	2	1	
35***	85	30	29	29	...	1	1	20	7000	6.0	9	43	3.7	1	1	
36***	11	4	
37***	4	2	
38***	4	2	
39***	46	18	15	15	...	2	2	1	11	6000	6.0	5	48	6.4	

Table 2.—CHARACTERISTICS OF HOUSING UNITS, BY BLOCKS: 1960—Con.

["Total population" contains no persons in group quarters unless preceded by asterisk; one asterisk (*) denotes less than 10 percent; two asterisks (**), 10 percent or more]

Blocks within census tracts	Total population	All housing units by condition and plumbing									Occupied housing units							
		Total	Sound			Deteriorating			Dilapidated	Owner occupied			Renter occupied					
			Total	With all plumbing facilities	Lacking some or all facilities	Total	With all plumbing facilities	Lacking some or all facilities		Total	Average value (dollars)	Average number of rooms	Total	Average contract rent (dollars)	Average number of rooms	Occupied by non-white	1.01 or more persons per room	
20...	48	23	21	19	2	2	2	15	7000	5.5	5	46	3.8	2	1
23...	62	27	25	24	1	2	2	15	9000	4.9	8	49	3.5	1	2
25...	65	24	22	22	...	2	2	14	6500	6.1	4	5	1
28...	47	15	15	15	11	6500	5.7	2	1	2
29...	87	23	22	22	12	11500	5.6	10	44	5.4	7	3
30...	65	20	16	16	...	4	4	15	5500	5.3	5	...	4.6	2	4
31...	14	4
32...	79	24	22	21	1	2	1	1	16	8500	5.2	6	59	4.3
33...	83	23	19	19	...	4	4	17	8500	5.1	6	50	4.0	1	6
34...	53	17	15	15	...	2	1	1	14	8000	5.4	2	4	2
35...	15	4
36...	87	24	24	24	20	7500	5.6	4	11	5
37...	36	11	11	11	9	7000	5.1	2
38...	14	6	6	6	5	9500	5.4
39...	28	10	9	9	...	1	1	8	6000	5.3	1
40...	17	7	6	6	1	5	5000	5.6	1	1	1
42...	78	22	14	14	...	6	6	...	2	...	19	8000	5.3	2	7	5
43...	58	20	14	14	...	6	6	14	7000	4.6	6	52	4.0	...	2
44...	74	23	17	15	2	2	2	...	4	...	19	7500	6.0	3	2
45...	54	17	11	11	...	5	5	...	1	...	14	7500	5.2	3	1	4
46...	42	12	10	10	...	2	2	10	5000	5.9	2	1	1
47...	28	7	7	7	6	7500	6.3	1	1
48...	39	10	10	10	6	6500	5.5	3	3
49...	36	11	11	11	8	8500	5.0	3	3
50...	74	23	22	22	...	1	1	18	8000	4.9	4	1
51...	70	27	19	19	...	8	6	2	14	8000	5.1	12	46	3.5	2	3
53...	54	17	14	14	...	3	3	13	6500	5.0	4	2	2
54...	69	21	18	18	...	3	3	17	6500	5.5	3	2	2
55...	181	65	45	42	3	15	13	2	...	5	42	7000	5.1	15	51	3.7	6	5
56...	34	12	11	11	...	1	1	11	7500	5.4	1
57...	60	15	7	7	...	6	6	...	2	...	8	6000	5.5	6	47	5.2	...	4
61...	5	2
64...	8	3
65...	14	5	5	5	4	1	1	1
66...	101	41	28	27	1	7	7	...	6	...	23	5500	5.0	14	29	3.2	6	5
67...	1	1
68...	30	12	10	10	...	2	2	10	5000	5.1	1	1
69...	...	8	8
70...	16	6	6	6	2	3	2	...
71...	7	4
72...	36	15	9	9	...	6	6	12	6500	4.6	1	1
73...	**24	4
74...	19	12	8	8	...	4	2	2	8	5000	4.5	3	1	...
75...	10	2
77...	52	14	14	14	11	7000	5.3	3	3	5
78...	53	15	12	11	1	2	2	...	1	...	11	7000	4.7	2	2	4
79...	79	17	15	15	13	9000	5.5	4	9	4
80...	25	7	3	3	...	3	3	...	1	...	6	7000	5.2	1	2
81...	192	56	36	36	...	13	11	2	...	7	43	7500	5.1	11	41	3.2	7	11
82...	57	19	9	9	...	6	6	...	4	...	18	6000	5.1	1	4	2
22.....	3783	989	988	987	1	1	1	11	16000	4.7	907	36	4.5	214	239
2...	116	32	31	31	...	1	1	30	29	3.9	28	10
3...	165	56	56	56	2	38	31	4.3	38	11
4...	89	22	22	22	21	38	4.7	13	5
5...	220	51	51	51	5	16000	5.0	44	43	4.4	21	17
6...	176	43	43	43	41	46	4.5	5	7
7...	347	86	86	86	82	39	4.6	9	21
8...	121	24	24	24	1	22	35	4.8	4	12
9...	97	23	23	23	22	33	4.8	3	5
10...	53	9	9	9	9	44	5.2	2	5
11...	138	32	32	32	28	37	5.1	3	8
12...	170	40	40	40	40	32	4.7	5	10
13...	146	31	31	31	30	32	5.0	2	12
14...	129	32	32	32	29	34	4.9	3	9
15...	114	30	30	30	30	34	4.8	2	6
16...	106	24	24	24	24	40	4.7	3	8
17...	74	24	24	24	24	29	4.6	4	3
18...	36	11	11	11	11	40	4.3	1	1
19...	115	34	34	34	31	47	4.3	1	7
20...	120	29	29	29	27	51	4.6	1	6
21...	130	35	35	35	33	41	4.2	7	9
22...	94	24	24	24	23	32	4.3	8	7
23...	22	6	6	6	6	28	4.8	1	1
24...	8	5	5	5	3	2
25...	27	7	7	7	5	35	4.6
26...	165	40	40	40	37	30	4.4	16	11
27...	115	28	28	28	28	32	4.6	1	6
28...	119	23	23	23	23	36	5.0	1	9
29...	109	25	25	25	2	18	39	5.2	5	6
35...	114	34	34	34	33	30	4.3	4	6
36...	106	36	36	36	1	35	32	4.1	4	3
37...	43	12	12	12	10	35	4.4	3	3
44...	11	5	5	5	5	32	4.6	1	...
45...	8	4
46...	10	4	5
49...	69	19	19	19	15	37	4.7	8	...

Table 2.—CHARACTERISTICS OF HOUSING UNITS, BY BLOCKS, 1960—Con.

["Total population" contains no persons in group quarters unless preceded by asterisk; one asterisk (*) denotes less than 10 percent; two asterisks (**), 10 percent or more]

Blocks within census tracts	Total population	All housing units by condition and plumbing									Occupied housing units							
		Total	Sound			Deteriorating			Dilapidated	Owner occupied			Renter occupied			Occupied by non-white	1.01 or more persons per room	
			Total	With all plumbing facilities	Lacking some or all facilities	Total	With all plumbing facilities	Lacking some or all facilities		Total	Average value (dollars)	Average number of rooms	Total	Average contract rent (dollars)	Average number of rooms			
							With flush toilet	No flush toilet										
50...	101	49	49	49	43	32	3.9	1	5
23.....	*3844	1237	1091	1089	2	115	109	4	2	31	975	8500	5.2	204	53	4.5	18	102
1.....	61	26	14	14	...	9	7	2	...	3	20	5500	4.7	5	...	4.4	...	2
2.....	72	27	15	15	...	11	11	1	21	7000	5.0	4	4
3.....	90	27	15	15	...	8	8	4	19	7000	4.7	7	35	5.0	...	1
4.....	79	28	24	24	...	4	4	24	6500	5.1	3	4
5.....	68	27	25	25	...	2	2	20	8000	4.9	5	...	5.6	...	1
6.....	104	27	25	25	...	2	2	24	8500	5.7	3	3
7.....	60	25	22	22	...	2	2	1	19	7500	4.7	4	1
8.....	59	27	22	22	...	4	4	1	27	7500	4.7	1
9.....	108	33	30	30	...	3	3	27	8000	5.3	5	43	4.8	...	2
11.....	87	30	25	25	...	5	5	23	8000	5.4	6	53	3.8	...	2
12.....	64	20	19	19	...	1	1	17	9500	5.1	3	2
13.....	64	20	15	15	...	4	4	1	15	7000	5.4	5	...	5.0	...	2
14.....	63	18	17	17	...	1	1	14	11000	6.1	3
15.....	49	17	12	12	...	5	5	15	8000	5.8
16.....	52	19	14	13	1	5	5	15	6000	5.1	4
17.....	42	12	12	12	10	8000	4.7	1	3
18.....	44	16	17	17	1	13	8500	4.7	3
19.....	49	16	14	14	...	2	2	13	7000	5.2	2
20.....	**10	1
21.....	78	20	20	20	16	8500	5.6	4	3
22.....	61	19	19	19	15	9000	5.3	3	3
23.....	43	15	12	12	...	1	1	2	14	8000	5.3	1	...
24.....	59	20	19	19	...	1	1	12	9500	4.8	6	48	3.8	...	2
25.....	28	11	9	8	1	2	1	1	9	6000	4.6	1
26.....	68	23	23	23	18	8000	4.9	5	60	4.4	...	2
27.....	47	18	15	15	3	13	7500	5.2	3	1
28.....	68	24	22	22	2	17	6000	4.9	7	39	3.1	1	3
29.....	54	16	16	16	12	7000	5.4	1	4
30.....	26	10	9	9	...	1	1	8	6500	4.5	1	5	...
31.....	80	30	28	28	...	2	1	...	1	...	20	9000	5.0	8	52	4.4	3	...
32.....	46	16	15	15	1	14	8500	5.1	2	1
33.....	7	1
34.....	51	17	17	17	17	8000	5.4	1
35.....	10	2
36.....	28	14	14	14	12	8500	5.3	1
37.....	59	19	19	19	15	9500	5.4	4	2
38.....	*49	13	12	12	...	1	1	9	6500	5.1	3	2
39.....	7	4
40.....	6	1
41.....	4	2
42.....	12	3
43.....	6	3
44.....	40	12	12	12	8	7000	5.3	4	1
45.....	44	14	11	11	...	2	2	1	12	8000	5.2	1	2
46.....	17	8	7	7	...	1	1	...	6	7500	4.8
47.....	20	8	7	7	1	7	10500	4.3
48.....	77	18	16	16	...	2	2	15	9000	5.5	3	1	4
49.....	7	2
50.....	18	5	5	5	3
51.....	34	13	13	13	10	12000	5.3	2
52.....	61	21	19	19	...	2	2	11	9000	5.1	8	65	3.6	1	3
53.....	14	6	6	6	5	8500	5.0
54.....	7	5	5	5	4
55.....	64	16	16	16	14	11500	5.1	2	4
56.....	38	11	11	11	8	8000	4.9	2	2
57.....	36	11	9	9	10	12500	5.6	1
58.....	30	12	12	12	...	1	...	1	...	1	10	9500	4.9	1	1
59.....	*42	14	11	11	...	2	2	13	8000	4.9	1	1
60.....	38	15	14	14	1	8	7000	4.5	5	62	4.4	...	1
61.....	31	11	11	11	9	9000	4.4	1
62.....	*49	12	10	10	...	2	2	9	8500	5.3	3	1
63.....	3	2
64.....	45	16	9	9	...	6	6	11	8000	5.5	4	2
65.....	678	193	178	178	...	12	12	3	158	10000	5.4	30	60	4.5	2	23
66.....	11	3
67.....	2	1
68.....	56	13	13	13	12	12000	5.8	2
69.....	75	21	18	18	...	2	2	1	12	7500	4.9	9	49	5.3	1	3
70.....	*72	21	18	18	...	3	3	16	8500	4.9	5	48	5.2	...	1
71.....	38	11	10	10	1	10	12500	4.7	1	2
72.....	35	10	10	10	9	12500	4.7	1	1
73.....	14	5	4	4	...	1	1	2	1
74.....	6	3
75.....	13	4
76.....	3	1
21.....	5972	2112	2013	2001	12	92	89	3	...	7	1725	10500	5.5	317	69	4.2	2	69
22.....	43	19	16	16	...	1	1	2	17	9500	5.2
23.....	95	31	30	30	...	1	1	28	10500	5.0	3	2
24.....	68	24	24	22	2	18	13000	5.6	5	...	4.4	...	1
25.....	101	38	32	32	...	5	5	1	17	10500	6.1	18	54	3.9
26.....	84	36	33	33	...	3	3	24	1						

Table 2.—CHARACTERISTICS OF HOUSING UNITS, BY BLOCKS; 1960—Con.

["Total population" contains no persons in group quarters unless preceded by asterisk; one asterisk (*) denotes less than 10 percent; two asterisks (**), 10 percent or more]

Blocks within census tracts	Total population	All housing units by condition and plumbing									Occupied housing units							
		Total	Sound			Deteriorating			Dilapidated	Owner occupied			Renter occupied					
			Total	With all plumbing facilities	Lacking some or all facilities	Total	With all plumbing facilities	Lacking some or all facilities		Total	Average value (dollars)	Average number of rooms	Total	Average contract rent (dollars)	Average number of rooms	Occupied by non-white	1.01 or more persons per room	
8...	91	39	36	36	...	3	3	21	11000	5.4	17	61	3.3	...	1
9...	81	42	41	41	...	1	1	24	9500	5.0	14	69	3.3	...	1
10...	102	47	44	42	2	3	3	32	8500	5.0	12	131	3.3	...	1
11...	119	44	41	41	...	3	3	32	10500	5.7	9	69	4.4	...	1
12...	106	39	37	37	...	2	2	33	10500	6.0	3	2
13...	126	42	40	39	1	2	2	37	11500	5.7	4	2
14...	106	38	35	35	...	3	3	34	10000	6.1	4	2
15...	106	38	37	37	...	1	1	26	11000	5.7	10	55	3.4	...	2
16...	88	31	29	29	...	2	2	28	9000	5.0	2	2
17...	88	29	28	28	1	24	11500	5.8	5	...	3.6	...	2
18...	100	30	30	30	28	10500	5.2	1
19...	47	14	14	14	13	12500	4.8	1	1
21...	75	18	18	18	18	11500	6.4	1
22...	72	21	18	18	...	3	2	1	18	10500	5.4	1	3
23...	55	20	20	20	19	9000	4.5	1	2
24...	61	23	23	23	18	9000	5.3	4
25...	64	28	25	23	2	3	3	20	10000	5.3	7	50
26...	75	29	29	29	28	8500	4.9	1	...	3.0
27...	73	23	23	23	20	11500	6.2	3	2
28...	68	22	22	22	21	9000	5.5	1	1
29...	65	24	24	24	18	8000	5.4	6	61	4.5
30...	56	22	20	20	...	2	2	18	11000	5.9	3
31...	62	23	20	20	...	3	3	17	7500	5.4	6	57	4.0	...	1
32...	51	21	21	21	19	9500	5.6	2
35...	46	22	22	22	21	10500	5.1	1	1
36...	58	20	20	20	18	9500	5.1	2
37...	22	7	7	7	7	10000	5.4
38...	78	21	21	21	20	8000	5.6	1	2
39...	42	11	11	11	8	13500	6.8	2	1
40...	37	14	14	14	11	10500	5.3	3
41...	68	21	21	21	18	11500	6.0	1	1
42...	54	20	20	20	19	9000	5.2	1
43...	73	24	24	24	21	11000	5.4	3
44...	45	14	14	14	10	12500	5.7	3	1
46...	69	22	20	20	...	2	2	19	11500	5.5	3
47...	67	21	20	20	...	1	1	19	10000	6.2	2	1
48...	73	23	20	20	...	3	3	21	10000	5.5	2	2
49...	49	20	20	20	20	8500	5.7
50...	34	18	17	17	...	1	1	13	8500	5.5	3	1
51...	60	20	18	18	...	1	1	1	17	10000	5.8	2	1
52...	49	19	19	19	19	8500	5.3
53...	44	17	12	12	...	5	5	14	11500	5.5	3
54...	32	12	11	11	...	1	1	12	11000	5.6	1
55...	33	16	14	13	1	2	2	9	12500	5.6	5	42	3.8	...	1
56...	86	28	28	28	25	11500	5.7	3
57...	26	11	9	9	...	2	2	8	12500	6.4	1
58...	32	15	14	14	...	1	1	11	11000	4.9	1
59...	81	25	25	25	24	11500	5.2	1	1
60...	62	22	22	20	2	19	12000	5.9	2
61...	69	22	22	22	20	9500	5.6	2	1
63...	69	21	21	21	21	13000	5.9	1
64...	88	35	35	35	12	12500	5.9	20	87	4.3
66...	35	13	13	13	12	10500	5.8	1	1
67...	47	14	13	13	...	1	1	13	10500	5.6	1	1
68...	64	20	19	19	...	1	1	16	10000	5.4	4
69...	55	20	16	16	...	4	3	1	17	8000	4.8	2	2
70...	35	16	13	13	...	3	3	12	8500	5.0	3
71...	31	12	11	11	...	1	1	11	13000	5.8	1
72...	41	14	12	12	...	2	2	13	9500	5.8	1	1
73...	51	15	13	13	...	2	2	11	8500	6.6	3
74...	38	14	13	13	1	12	8500	5.9	2
75...	46	16	16	16	15	10000	5.8	1
76...	35	15	15	15	12	8000	4.8	2
77...	37	15	15	15	12	8500	5.3	3
78...	60	27	27	27	16	10000	5.2	10	91	3.7
79...	46	18	18	18	17	11500	6.1	1
80...	31	14	14	14	9	13000	5.3	3
81...	61	20	20	20	18	17500	5.9	1	3
83...	75	21	20	20	...	1	1	18	7500	4.8	2
85...	2	1
86...	6	1
87...	10	4	3
88...	76	18	18	18	14	7500	5.1	3	3
89...	82	22	22	22	19	7000	5.0	3	1	2
90...	52	15	15	15	13	6500	4.6	2
91...	41	14	14	14	14	8500	5.4
92...	31	13	13	13	13	16000	5.8
93...	55	20	20	18	2	19	16500	6.1	1
94...	38	17	17	17	5	...	5.2	12	68	3.1	...	1
95...	58	18	18	18	16	12000	6.2	2
96...	42	15	14	14	...	1	1	12	13000	5.6	3
97...	51	20	20	20	14	10500	6.1	6	53	4.5
98...	30	10	9	9	...	1	1	10	13000	6.0
99...	59	21	20	20	...	1	1	19	9500	5.9	2
100...	46	16	15	15	...	1	1	14	9000	5.4	2	1
101...	48	15	14	14	...	1	1	13	8500	5.5	1
102...	43	17	16	16	...	1	1	15	8500	5.8	1

Table 2.—CHARACTERISTICS OF HOUSING UNITS, BY BLOCKS: 1960—Con.

[“Total population” contains no persons in group quarters unless preceded by asterisk; one asterisk (*) denotes less than 10 percent; two asterisks (**), 10 percent or more.]

Blocks within census tracts	Total population	All housing units by condition and plumbing								Occupied housing units							
		Sound				Deteriorating				Owner occupied			Renter occupied				
		Total	With all plumbing facilities	Lacking some or all facilities	Total	With all plumbing facilities	Lacking some or all facilities	With flush toilet	No flush toilet	Total	Average value (dollars)	Average number of rooms	Total	Average contract rent (dollars)	Average number of rooms	Occupied by non-white	1.01 or more persons per room
103...	17	5	5	5	9500	4.6	1	
104...	7	2	
105...	32	8	8	8	14000	6.9	
108...	46	19	18	18	8500	5.0	
109...	20	8	6	8	7000	5.0	
110...	17	7	7	7	14000	5.5	
111...	44	16	12	13	11000	5.6	1	
112...	44	15	14	12	9000	4.8	2	
113...	27	12	11	10	8000	4.3	1	
114...	63	18	18	17	17000	6.2	
115...	24	7	7	7	19500	6.7	
116...	50	13	13	8	8000	5.3	2	
117...	42	10	10	8	8000	5.4	1	
25.....	*7019	2462	2188	2172	16	227	224	3	47	1815	8500	5.4	519	61	4.1	48	123
1...	60	41	38	35	3	3	3	...	6	...	5.3	27	59	3.3	...	1	
2...	39	21	18	17	1	3	3	...	6	...	4.7	13	75	3.5	
3...	61	20	18	18	...	1	1	...	13	10500	6.3	7	60	5.1	
4...	49	24	23	23	...	1	1	...	13	8500	6.4	9	65	3.9	
5...	61	19	18	18	...	1	1	...	15	11000	5.6	3	
6...	29	12	9	9	...	3	3	...	8	6500	5.3	4	1	
7...	60	20	12	12	...	7	7	...	13	8000	4.7	5	54	4.4	...	4	
8...	42	15	12	12	...	3	3	...	15	8500	4.6	
9...	50	16	16	16	15	12500	5.1	1	
11...	46	17	16	16	...	1	1	...	12	10000	4.3	5	56	4.4	...	1	
12...	21	6	6	6	3	11000	5.5	1	
13...	22	6	6	6	6	8500	5.2	
14...	50	13	10	10	12	8500	5.0	1	1	
15...	31	10	7	7	...	2	2	...	6	9000	5.8	4	2	
16...	25	11	9	9	...	2	1	...	5	...	4.8	6	50	2.8	...	1	
19...	45	13	13	13	12	7500	5.3	1	1	
20...	32	14	14	14	7	4000	5.6	6	62	3.8	
21...	63	29	29	29	14	12500	5.7	13	58	3.7	...	1	
22...	40	23	23	18	5	9	11500	5.8	13	58	2.3	
23...	36	17	17	17	13	9500	4.9	4	
24...	47	19	19	19	12	7000	5.4	5	64	4.2	...	1	
25...	62	21	20	20	...	1	1	...	10	7000	5.4	11	52	3.5	...	1	
26...	40	13	13	13	11	8000	5.9	1	1	
27...	42	13	13	13	12	8000	5.8	1	
28...	27	10	10	10	8	9000	5.3	
29...	26	13	13	13	7	7000	6.9	6	38	3.0	...	1	
30...	48	16	13	13	...	3	3	...	11	9500	5.2	4	1	
31...	46	14	12	12	...	2	2	...	13	8500	4.5	1	1	
32...	61	17	12	12	...	3	3	...	14	9000	5.4	2	1	
33...	31	13	8	8	...	4	4	...	10	7000	4.9	1	1	
34...	43	12	10	10	...	1	1	...	11	7000	5.4	1	2	
35...	32	14	13	13	...	1	1	...	11	7500	4.5	2	
36...	53	15	15	15	15	8000	5.3	1	2	
37...	55	18	17	17	...	1	1	...	11	8000	5.9	7	65	4.4	...	2	
38...	44	17	15	15	...	2	2	...	15	8500	5.1	1	1	
39...	53	23	21	21	...	2	2	...	18	8000	4.8	3	
40...	123	44	39	39	...	4	4	...	29	7500	5.2	14	53	3.6	1	1	
41...	33	12	12	12	10	10000	5.4	2	
42...	84	27	24	24	...	1	1	...	23	7000	5.3	2	
43...	75	25	23	23	...	1	1	...	19	6000	5.3	5	...	6.0	...	1	
44...	66	28	24	21	3	4	4	...	21	9000	5.8	6	54	2.8	1	1	
45...	85	26	25	25	...	1	1	...	22	7500	6.0	3	
46...	72	27	26	26	...	1	1	...	20	8000	5.2	7	48	3.6	...	2	
47...	66	24	23	23	...	1	1	...	19	9500	5.6	4	1	
48...	67	24	22	22	...	2	2	...	22	8500	5.0	2	
49...	82	27	24	23	1	3	3	...	21	8000	5.7	5	53	5.2	...	1	
50...	77	24	23	23	...	1	1	...	20	8000	5.4	2	1	
51...	30	13	13	13	13	9000	5.8	
52...	40	19	15	15	...	3	3	...	15	8000	4.9	1	
53...	45	15	9	9	...	3	3	...	12	6000	4.9	1	1	
54...	37	14	11	11	...	3	3	...	10	7500	5.7	3	
55...	28	11	11	11	10	7000	5.0	1	1	...	
56...	30	13	11	11	...	1	1	...	12	8500	5.0	1	
57...	33	14	13	13	...	1	1	...	10	8000	5.1	3	
58...	50	13	9	9	...	2	2	...	11	7500	5.8	2	
59...	19	7	5	5	...	2	2	...	6	6500	5.8	
60...	45	11	6	6	...	4	4	...	6	6500	5.3	4	3	
61...	39	12	8	8	...	4	4	...	7	11000	5.9	4	1	
62...	41	13	12	12	...	1	1	...	10	9500	5.5	3	1	1	
63...	42	11	11	11	9	8000	6.0	2	2	
64...	43	17	15	15	...	2	2	...	15	7500	5.0	1	1	
65...	54	24	21	21	...	3	3	...	13	6500	4.9	9	51	3.6	...	1	
66...	78	25	16	16	...	7	7	...	15	7500	5.2	9	60	4.2	...	1	
67...	68	20	19	19	...	1	1	...	17	7500	5.5	3	1	
68...	59	23	23	23	22	8500	4.7	1	
69...	*71	23	20	20	...	3	3	...	18	7500	5.8	4	1	
70...	71	27	25	24	1	2	2	...	19	8000	5.4	5	...	4.2	
71...	40	17	16	16	...	1	1	...	11	12500	5.8	4	1	...	
72...	64	20	18	18	...	1	1	...	17	8500	5.6	2	1	
73...	50	22	18	18	...	3	3	...	14	9500	5.8	4	1	
74...	66	17	15	15	...	2	2	...	14	10500	6.3	3	2	

Table 2.—CHARACTERISTICS OF HOUSING UNITS, BY BLOCKS: 1960—Con.

["Total population" contains no persons in group quarters unless preceded by asterisk: one asterisk (*) denotes less than 10 percent; two asterisks (**), 10 percent or more]

Blocks within census tracts	Total population	All housing units by condition and plumbing									Occupied housing units							
		Sound				Deteriorating					Owner occupied			Renter occupied				
		Total	Total	With all plumbing facilities	Lacking some or all facilities	Total	With all plumbing facilities	Lacking some or all facilities	Dilapidated	Total	Average value (dollars)	Average number of rooms	Total	Average contract rent (dollars)	Average number of rooms	Occupied by non-white	1.01 or more persons per room	
75...	75	25	24	24	...	1	1	18	7000	5.4	7	59	3.6
76...	**63	17	13	13	...	1	1	3	5500	5.4	2
77...	55	20	19	19	...	1	1	16	6500	5.6	4
78...	65	18	17	17	...	1	1	14	8500	5.7	4
79...	33	11	9	9	...	2	2	9	10000	5.8	1
80...	15	7	7	7	7	8000	5.3
81...	22	9	6	6	...	2	2	5	5000	6.8	2
82...	25	7	6	6	...	1	1	6	6500	5.2
83...	29	9	7	7	...	1	1	6	6000	5.0	2
84...	21	7	6	6	4	1
85...	37	15	11	11	...	3	3	11	8500	5.8
86...	16	6	5	5	4	2
87...	20	7	5	5	...	1	1	5	9500	5.0	1
88...	70	24	23	23	...	1	1	19	7000	5.0	5	53	3.8
89...	69	27	24	24	...	3	3	19	7500	5.3	7	58	3.0
90...	83	21	18	18	...	3	3	14	7000	5.3	6	70	4.7
91...	69	20	19	19	12	8000	5.1	7	60	4.0
92...	72	24	24	24	16	8500	5.5	6	59	3.7
93...	74	29	25	25	...	4	4	24	8500	5.2	3
94...	74	25	24	24	...	1	1	18	9000	5.6	7	55	3.9
95...	72	25	23	23	...	2	2	20	10000	5.8	5	64	4.4
96...	57	25	23	23	...	2	2	22	8000	5.5	1
97...	68	24	23	23	...	1	1	19	10000	5.8	4
98...	57	20	13	13	...	7	7	14	8000	6.0	3
99...	67	19	16	16	...	3	3	13	9500	5.6	4
100...	56	18	18	18	16	8000	5.6	1
101...	83	26	25	25	...	1	1	21	7000	5.1	5	62	5.0
102...	61	22	19	19	...	3	3	18	8000	5.7	3
103...	85	29	28	28	...	1	1	20	7500	4.9	7	61	3.4
104...	36	13	10	10	...	3	3	10	9500	4.7	3
105...	28	11	10	10	...	1	1	10	8000	5.1	1
106...	26	8	7	7	...	1	1	7	8500	4.6	1
107...	42	12	9	9	...	2	2	10	7500	5.0	2
108...	62	16	13	13	...	3	3	13	9000	5.4	3
109...	22	6	6	6	5	...	5.4	1
110...	12	5	5	5	3
111...	16	5	3	3	...	2	2	4	1
112...	16	5	4	4	...	1	1	4	1
113...	36	11	10	10	...	1	1	8	9500	6.0	3
114...	37	12	7	7	...	5	5	8	10000	5.9	4
115...	55	17	14	14	...	3	3	14	8500	6.4	2
116...	52	19	14	14	...	4	4	15	7500	5.0	1
117...	42	16	11	11	...	4	4	13	7000	5.1	1
118...	77	17	14	14	...	3	3	16	9000	6.1	1
119...	49	24	18	18	...	5	5	19	7500	5.3	5	48	3.8
120...	105	35	32	32	...	2	2	24	8500	5.5	8	55	4.3
121...	40	13	13	13	10	9000	6.3	2
122...	60	20	16	16	...	4	4	16	6500	5.5	4
123...	75	24	22	22	...	1	1	20	9500	5.8	2
124...	63	18	18	18	17	9500	5.7	1
125...	71	26	26	26	17	10000	5.6	8	79	4.1
126...	63	27	26	26	...	1	1	19	8000	4.9	6	41	4.2
127...	65	23	21	21	...	2	2	17	8500	6.1	5	48	3.4
128...	63	22	20	20	...	2	2	19	8500	5.3	3
129...	72	23	20	20	...	3	3	21	8000	6.1	2
130...	72	23	20	20	...	1	1	22	8500	5.6	1
131...	64	23	22	22	17	9000	5.8	5	...	5.2
132...	75	23	23	23	14	9000	4.9	13	65	3.1
133...	62	28	28	28	...	2	2	11	10000	5.4	21	71	4.0
134...	89	33	28	28	...	3	3	15	7000	4.4	4
135...	42	20	15	15	15	7000	4.4
136...	59	19	16	16	...	3	3	15	7500	5.4	3
137...	47	16	15	13	2	1	1	11	8500	4.9	3
138...	51	18	16	16	...	2	2	16	9500	5.5
139...	47	15	14	14	...	1	1	12	8500	5.3	3
140...	60	19	19	19	13	10000	5.5	6	65	4.3
26.....	*3301	1063	1006	995	11	48	46	1	1	9	601	8000	5.1	350	57	4.2	51	131
2...	35	11	11	11	3	7	55	4.3	8	2
3...	41	13	13	13	10	56	4.3	4	3	4
4...	41	13	13	13	1	9	49	4.2	6	5
7...	63	16	16	16	13	54	4.2	...	5	5
8...	71	19	18	18	...	1	1	13	53	4.1	10	...	5
10...	103	30	30	30	4	20	57	4.1	2	10
11...	302	110	109	109	...	1	1	10	7000	5.0	72	55	4.0	4	16
12...	67	27	27	27	4	15	53	3.9	2	5
13...	118	41	41	41	4	28	57	4.0	2	7
14...	28	12	12	12	1	5	58	4.6	...	3
25...	13	5	5	5	2	2	1
27...	12	3	1
28...	27	8	8	8	1
29...	42	16	16	16	8	6000	5.4	1
30...	26	9	9	9	16	9000	5.2	1	1
31...	56	16	16	12	4	8	9000	5.1	4	1
32...	37	14	14	14	11	5500	5.7	1	1
33...	18	5	5	5	11	8500	4.9	1	1
34...	3	2	5	6000	5.2	1

Table 2.—CHARACTERISTICS OF HOUSING UNITS, BY BLOCKS: 1960—Con.

[*Total population* contains no persons in group quarters unless preceded by asterisk; one asterisk (*) denotes less than 10 percent; two asterisks (**), 10 percent or more.]

Blocks within census tracts	Total population	All housing units by condition and plumbing									Occupied housing units							
		Total	Good			Deteriorating			Dilapidated	Owner occupied			Renter occupied					
			Total	With all plumbing facilities	Lacking some or all facilities	Total	With all plumbing facilities	Lacking some or all facilities		Total	Average value (dollars)	Average number of rooms	Total	Average contract rent (dollars)	Average number of rooms	Occupied by non-white	1.01 or more persons per room	
187...	473	5	4	4	...	1	1	5	8500	5.0	1	2
188...	5	4	5
189...	18	6	6	6	5	6500	4.8	1
190...	47	12	11	11	...	1	1	10	8000	5.7	1	1	3
21...	1509	940	525	490	39	257	225	32	...	158	429	8000	4.8	391	52	3.1	19	49
22...	10	4
26...	2	2
31...	2	1
45...	28	12	7	7	...	4	4	1	9	8000	5.2
54...	22	9	2	2	...	7	7	3	5	45	2.4	...	1
55...	2	1
61...	76	30	11	11	...	14	14	5	24	7000	4.8	2	1
62...	46	25	1	1	...	23	23	1	2	23	61	2.6	...	1
63...	2	2	1
64...	15	6	5	5	4	1	1
65...	29	14	2	2	...	8	8	8	5500	5.4	3
67...	33	12	2	2	...	7	7	3	10	6500	5.2	1
68...	36	12	3	3	...	9	9	9	5000	4.3	3
71...	3	2	1
72...	1	1
73...	30	14	6	6	8	5	5000	4.6	7	44	4.6
74...	4	2
77...	16	12	6	6	6	6	5500	4.8	3	1	...
78...	15	10	7	7	3	5	6500	6.0	4	1	...
79...	11	3
80...	24	10	1	1	...	6	6	3	5	...	5.8	4
81...	12	6	6	4	2	1	5	53	3.8	1	...
82...	29	11	1	1	...	8	8	2	6	7500	6.0	4
83...	12	7	1	1	6	2	3	1
88...	36	18	15	13	2	3	3	9	8500	5.8	9	44	3.9	...	3
89...	90	45	36	32	4	3	3	6	17	8000	4.7	26	44	3.0	...	3
90...	99	64	52	46	6	3	3	2	...	9	6	7000	4.5	52	50	2.7	2	2
91...	22	14	11	9	2	3	3	8	45	2.5	...	2
94...	31	17	1	1	...	28	1	27	...	8	1	27	35	1.2	...	1
95...	23	29	22	4	18	1	...	1	...	6	18	38	1.8	...	1
96...	16	8	7	7	...	1	1	5	12000	6.2	3
102...	10	7	6	6	...	1	1	4	2	1	...
103...	8	4
104...	19	10	6	6	...	1	1	3	5	14000	6.4	4
105...	45	26	9	9	...	1	1	16	8	11000	6.8	15	31	3.1
106...	53	16	12	12	...	3	3	1	12	10000	5.4	3	4
107...	29	11	11	11	8	7500	5.9	3	1	...
109...	17	5	4	4	...	1	1	5	6500	5.0	1	...
111...	59	29	27	27	...	2	2	12	6500	5.3	10	75	2.0	...	6
112...	28	14	13	13	...	1	1	6	8500	5.3	5	57	4.0
113...	41	18	17	17	1	14	8500	5.2	3	1	...
116...	51	18	18	18	9	9000	4.7	7	55	4.0	2	2
117...	11	5	5	5	3	1
118...	211	108	104	101	3	4	4	65	...	2.9	40	69	3.1	...	6
119...	87	34	23	23	11	22	7000	5.3	10	49	4.4	5	2
121...	2	1
122...	4	4
123...	3	3
125...	4	4
126...	4	3
137...	1	1
140...	8	2
141...	19	27	25	25	...	1	1	1	2	8	77	2.4
142...	10	3	1
143...	32	9	9	9	9	7500	5.3	2
144...	21	6	2	2	...	4	4	3	3
145...	89	32	5	5	...	22	22	5	30	6500	4.8	2	2
146...	14	4
148...	36	14	5	5	...	7	7	2	12	9500	5.7	1	2	...
149...	9	3
150...	29	8	4	4	...	3	3	7	8000	4.9	1	1
158...	12	10	10	3	3	1
164...	18	9	3	3	6	4	3	1
165...	32	13	8	8	...	1	1	4	8	7000	5.3	3	1
166...	6	4
174...	5	2
185...	3	3
186...	13	5	3	3	...	1	1	1	3	1	2
188...	37	20	20	20	3	15	71	2.7	1	...
189...	10	4
193...	31	12	11	11	...	1	1	4	8	54	3.6
194...	8	3
195...	3	4
28...	2816	955	809	805	4	136	128	6	2	10	738	8000	4.9	161	55	4.0	9	84
1...	24	8	2	2	...	5	5	1	4	3	1
2...	65	31	16	16	...	15	15	7	8000	5.1	21	40	2.7
3...	19	7	6	6	...	1	1	6	7000	4.8
4...	28	8	8	8	7	10500	5.3	1
5...	19	7	6	6	...	1	1	5	11000	5.8

Table 2.—CHARACTERISTICS OF HOUSING UNITS, BY BLOCKS: 1960—Con.

["Total population" contains no persons in group quarters unless preceded by asterisk; one asterisk (*) denotes less than 10 percent; two asterisks (**), 10 percent or more]

Blocks within census tracts	Total population	All housing units by condition and plumbing									Occupied housing units									
		Sound				Deteriorating				Dilapidated	Owner occupied			Renter occupied			Occupied by non-white	1.01 or more persons per room		
		Total	With all plumbing facilities	Lacking some or all facilities	Total	With all plumbing facilities	Lacking some or all facilities	With flush toilet	No flush toilet		Total	Average value (dollars)	Average number of rooms	Total	Average contract rent (dollars)	Average number of rooms				
7000	15	4	
8000	26	8	3	3	...	5	5	6	7500	5.2	
9000	34	10	7	7	...	3	3	9	6500	5.1	1	
10000	42	15	12	12	...	3	3	13	7000	4.7	1	
11000	36	9	8	8	...	1	7	8000	4.9	2	1	
12000	30	11	9	9	...	2	2	10	8000	4.8	2	
15000	25	11	11	11	9	8000	5.3	
16000	28	10	7	7	...	3	2	1	9	9000	5.2	
17000	27	8	7	7	...	1	1	7	9000	5.7	1	1	
18000	25	12	9	9	...	3	3	8	7000	5.4	1	
19000	37	13	8	8	...	5	5	10	6000	4.7	1	1	
20000	22	8	8	8	7	6500	4.7	1	
21000	21	7	3	3	...	4	4	4	3	2	
22000	43	14	12	12	...	2	2	10	7500	5.0	4	1	
23000	18	9	8	8	1	8	5500	4.4	2	
24000	54	18	17	17	...	1	1	13	9000	4.4	3	
30000	5	2	1	
33000	17	5	3	3	...	2	2	5	6500	5.4	
34000	13	7	5	5	...	2	2	5	7000	4.6	2	1	
35000	16	7	7	7	6	6000	4.3	1	
36000	28	9	7	7	2	4	4	2	
37000	11	4	
38000	29	10	9	9	...	1	1	9	7500	5.1	
40000	31	9	7	7	...	1	1	1	6	6500	4.9	1	1	
41000	9	4	1	
42000	33	7	6	6	...	1	1	4	3	2	
43000	35	13	10	10	...	3	3	12	10000	5.3	1	
44000	57	15	10	10	...	5	5	14	9000	5.4	1	1	
45000	41	17	14	14	...	3	3	17	7000	4.8	
46000	46	18	13	13	...	5	3	2	14	7000	5.1	4	
47000	47	18	15	15	...	2	2	1	13	7500	4.7	5	51	4.2	...	1	
48000	45	15	14	14	1	15	9000	5.1	2	
49000	35	14	9	9	...	5	5	13	7500	5.1	1	1	
50000	40	14	11	11	...	2	2	1	10	6500	5.1	4	1	
51000	21	8	8	8	7	12500	5.9	1	
53000	4	3	
54000	28	9	8	8	...	1	1	8	7000	4.3	1	1	
57000	16	7	7	7	6	7500	4.5	1	
58000	10	3	
60000	9	2	
61000	27	8	8	8	8	8000	5.3	
62000	37	11	11	11	6	7000	4.7	5	63	4.0	...	3
64000	38	13	11	11	...	1	1	1	12	7500	4.6	
65000	25	7	5	5	...	2	2	5	8500	5.0	2	1	
66000	31	10	10	10	7	10000	5.9	3	1	
67000	78	24	24	24	21	8000	4.4	2	1
68000	19	7	7	7	6	7500	4.2	1	1
69000	49	14	14	14	13	8000	4.2	1	1	3
70000	5	1
71000	26	9	9	9	9	8500	5.2
72000	35	12	12	12	7	6500	4.1	5	60	3.8	...	1
73000	42	11	11	11	10	8500	4.9	1	1
74000	36	12	12	12	9	8000	4.9	3	1
76000	41	14	13	13	...	1	...	1	10	7000	4.9	4	1	1
79000	25	8	7	6	1	1	1	6	6500	4.2	2	2
81000	95	31	29	27	2	2	2	24	6500	4.6	5	40	4.2	...	5
82000	73	20	19	19	...	1	1	16	8000	5.3	4	2
83000	76	24	24	24	19	7500	4.6	4	5
84000	39	15	15	15	11	7500	4.5	2
85000	18	7	6	6	...	1	1	4	3	1
86000	10	3
91000	8	4
92000	243	71	58	58	...	13	13	63	8000	5.3	7	56	4.0	1	10
96000	21	11	11	11	1	6	91	3.7	...	1
103000	73	26	18	18	...	8	6	1	1	19	8500	5.3	2	4
105000	5	1
107000	22	6	6	6	5	8000	5.8
125000	8	2
126000	26	8	7	7	...	1	1	6	6500	5.2	2
127000	1	1
128000	11	4
129000	19	6	5	5	...	1	1	5	6500	5.0	1	1
130000	19	7	5	5	...	1	1	6	7500	5.0
131000	23	6	6	6	...	1	1	6	9500	6.0	1
132000	19	6	6	6	5	7000	4.6	1	1
133000	8	1
134000	10	3
135000	24	10	10	10	9	8500	4.4	1
136000	51	16	16	16	14	7000	4.6	2	1
137000	12	3
139000	24	10	8	7	1	1	1	1	6	7000	4.2	1	2
140000	68	35	30	30	...	5	4	1	19	8000	4.2	5	57	4.4	...	2
141000	32	9	9	9	6	9000	5.3	3
210000	*5604	1867	1731	1722	9	151	122	8	1	5	1383	8000	5.3	400	59	4.2	18	138	4	
83	83	20	20	20	19	13000	5.8	1

Table 2.—CHARACTERISTICS OF HOUSING UNITS, BY BLOCKS: 1960—Con.

["Total population" contains no persons in group quarters unless preceded by asterisk; one asterisk (*) denotes less than 10 percent; two asterisks (**), 10 percent or more]

Blocks within census tracts	Total population	All housing units by condition and plumbing								Occupied housing units								
		Total	Sound			Deteriorating			Dilapidated	Owner occupied			Renter occupied					
			Total	With all plumbing facilities	Lacking some or all facilities	Total	With all plumbing facilities	Lacking some or all facilities		Total	Average value (dollars)	Average number of rooms	Total	Average contract rent (dollars)	Average number of rooms	Occupied by non-white	1.01 or more persons per room	
2...	22	7	7	7	6	7000	4.3	1
3...	62	19	19	19	15	8500	4.5	4
4...	55	21	18	18	...	3	...	2	1	17	7500	4.2	2
5...	49	13	12	12	...	1	1	9	7500	5.2	4
6...	70	24	20	20	...	4	4	16	8000	4.9	7	46	4.3
7...	58	19	14	14	...	5	5	10	7000	4.6	8	46	4.5
9...	59	15	12	12	...	3	3	11	7000	5.3	4
10...	28	9	9	9	7	6000	4.9	1
11...	9	2
12...	24	8	7	7	...	1	1	7	7500	4.9	1
13...	42	11	11	11	9	8000	4.8	2
14...	43	17	17	17	14	11000	5.1	1
16...	28	10	10	10	7	7000	4.9	1
17...	2	1
19...	16	5	5	5	4
20...	27	11	10	10	...	1	1	7	6500	6.1	3
24...	20	7	7	7	7	7500	4.4
25...	27	9	8	8	5	9500	4.6	2
26...	70	25	25	25	21	8500	5.5	3
27...	17	9	9	9	8	5500	4.6	1
28...	47	13	12	10	2	1	1	9	5000	5.2	3
29...	23	14	13	13	...	1	1	8	9000	5.1	2
34...	49	30	30	28	2	9	8000	4.7	17	68	3.1
35...	80	32	31	30	1	1	1	12	7000	5.3	17	50	3.5	2
36...	73	28	25	25	...	3	3	18	7500	5.9	10	49	3.3
38...	39	21	17	16	1	4	4	10	6000	4.7	7	...	5.0
39...	51	22	22	22	13	8000	5.5	9	52	3.7
40...	48	17	16	16	...	1	1	10	8000	5.0	5	50	3.6
41...	40	16	15	15	...	1	1	8	10000	4.9	5	63	4.4
42...	1	1
44...	125	37	37	37	29	7000	5.7	7	51	4.9
45...	30	10	7	7	...	3	3	8	6000	5.8	2
46...	13	5	5	5	3	2
47...	30	11	11	11	9	8500	6.0	2
48...	105	36	36	36	21	7500	5.6	14	56	3.6	1	6	...
49...	64	24	22	22	...	2	2	19	8000	6.0	4
50...	51	23	23	23	12	9500	6.0	11	60	4.8
51...	46	21	21	21	9	11500	6.1	9	...	5.8
52...	**43	13	13	13	10	7500	4.8	3
54...	84	27	27	27	19	6500	5.4	6	62	4.5	1	2	...
55...	14	6	6	6	6	5500	4.8
56...	33	12	12	12	10	6000	4.5	2
59...	34	11	11	11	9	7000	6.3	1
60...	47	13	12	12	...	1	1	10	5000	5.7	2	2	2	...
61...	86	24	22	22	...	2	2	20	6500	5.9	3
62...	19	6	6	6	3	3
63...	40	12	11	11	...	1	1	9	6500	5.2	2	2	2	...
64...	73	22	18	18	...	4	4	21	7000	5.9
65...	73	25	20	20	...	4	3	1	...	24	8000	5.7	1
66...	71	26	22	22	...	4	3	1	...	21	9000	5.9	3
67...	**62	17	13	13	...	4	4	15	11500	6.3	2
68...	72	23	19	19	...	4	4	21	7500	6.0	1
69...	83	26	23	23	...	3	3	20	7500	5.3	4
70...	81	26	24	24	...	2	2	21	8500	5.0	5	68	5.4	1	2	...
71...	87	25	18	18	...	7	7	19	7000	5.2	5	57	4.4
72...	16	4
73...	25	6	6	6	5	7500	6.0	1
74...	64	16	16	16	15	7500	5.8	1
75...	36	11	11	11	10	9000	5.1	1
76...	36	12	11	11	...	1	1	8	8000	5.5	3
77...	69	24	24	24	17	9000	5.5	7	58	4.1
78...	34	9	9	9	8	7000	5.0	1
79...	79	20	14	14	...	6	6	12	8500	5.0	8	51	4.1	...	6	...
80...	77	22	16	16	...	6	6	17	8500	5.7	5	51	5.0
81...	71	26	25	25	...	1	1	23	6500	5.1	3
82...	65	21	20	20	...	1	1	18	7500	5.1	2
83...	71	19	18	18	16	11000	5.6	2
84...	63	21	18	18	...	3	3	18	7500	5.2	2
85...	61	18	16	16	...	1	1	14	9500	5.3	4
86...	63	20	18	18	...	2	2	19	8000	5.0	1
87...	72	18	15	14	1	3	3	14	10000	5.4	4
88...	69	20	20	20	17	8500	5.5	3
89...	44	15	14	14	...	1	1	13	8000	5.0	2
90...	22	8	7	7	...	1	1	4	3
92...	53	22	21	21	...	1	1	15	7000	4.7	6	68	4.2
93...	60	21	14	14	...	6	6	19	7000	4.8	2
94...	62	23	19	19	...	4	4	21	6500	4.4	2
95...	53	22	20	20	...	2	2	18	7000	4.8	4
96...	81	26	24	24	...	2	2	21	8500	4.8	5	58	4.2
97...	54	21	20	20	...	1	1	14	7500	4.9	4
98...	65	23	22	22	...	1	1	20	9000	5.5	2
99...	58	20	20	20	19	8000	4.7	1
101...	33	11	11	11	9	7000	5.2	1
103...	81	22	22	22	16	10000	5.4	5	66	4.8
104...	84	22	22	22	20	8000	4.7	2
105...	76	21	19	19	...	2	2	17	8000	4.6	4
106...	30	10	10	10	8	9000	4.9	1

Table 2.—CHARACTERISTICS OF HOUSING UNITS, BY BLOCKS; 1960—Con.

["Total population" contains no persons in group quarters unless preceded by asterisk; one asterisk (*) denotes less than 10 percent; two asterisks (**), 10 percent or more]

Blocks within census tracts	Total population	All housing units by condition and plumbing										Occupied housing units						
		Sound					Deteriorating					Owner occupied			Renter occupied			
		Total	Total	With all plumbing facilities	Lacking some or all facilities	Total	With all plumbing facilities	Lacking some or all facilities		Dilapidated	Total	Average value (dollars)	Average number of rooms	Total	Average contract rent (dollars)	Average number of rooms	Occupied by non-white	1.01 or more persons per room
								With flush toilet	No flush toilet									
108...	44	20	18	17	1	2	2	11	7500	5.9	7	36	3.4
109...	29	10	10	10	4	5	95	3.6
110...	17	7	7	7	5	2
111...	95	34	34	34	19	9000	5.4	15	48	4.7	...	1
112...	38	10	10	10	13	8000	4.9	7	53	3.7
113...	31	10	10	10	10	8000	6.1
114...	38	11	9	9	...	2	2	9	5500	5.6	2	1	1
115...	56	22	17	17	...	5	4	1	18	6500	5.2	4	3	...
116...	63	24	21	20	1	3	3	18	6500	4.4	4	3
117...	58	18	18	18	11	8500	5.0	5	55	4.0	...	1
118...	45	16	16	16	15	9000	5.1
120...	**64	14	12	12	...	2	2	12	10500	5.8	2	1
121...	75	24	24	24	15	8500	5.5	8	55	4.4
122...	76	19	19	19	19	10500	5.5	2
123...	322	105	104	104	...	1	1	69	10000	5.4	30	85	2.9	1	15
30.....	*3148	937	773	771	2	154	150	4	...	10	732	9000	5.2	167	56	4.3	20	104
1...	3	1
2...	17	4
3...	20	12	10	10	...	2	2	9	8500	5.0	1
4...	39	13	7	7	...	6	6	8	8000	6.0	5	54	4.2	...	2
5...	68	24	24	24	18	8500	5.4	6	65	4.2
6...	22	7	6	6	...	1	1	6	9000	5.5	1
7...	41	14	12	12	...	2	2	12	7000	5.3	2	1	1
8...	62	16	16	16	13	7000	5.4	3	1	3
9...	32	16	12	12	...	4	4	13	8000	4.8	2	1	...
12...	6	2
14...	80	20	18	18	...	2	2	19	8500	6.1	1	4
15...	58	17	14	14	...	3	3	14	8500	5.6	2	1
16...	45	17	8	8	...	9	9	14	8500	6.1	3	1	...
17...	70	20	10	10	...	10	9	1	15	7500	5.5	4	2
18...	78	24	16	16	...	8	7	1	13	6500	4.4	11	50	3.8	...	3
19...	81	23	18	18	...	5	5	18	7500	5.4	4	1
20...	68	21	19	19	...	2	2	17	7500	5.1	3	1
21...	58	15	15	15	14	8500	5.9	1	2
26...	57	18	15	15	...	3	3	15	7000	4.8	3	2
27...	48	21	13	13	...	7	7	1	12	6000	3.8	7	48	3.1	...	1
28...	61	18	13	13	...	5	5	12	8000	5.2	6	57	4.8	...	2
29...	49	15	11	11	...	4	4	13	8500	5.1	1
32...	*88	23	23	23	21	9500	5.3	2	1
33...	112	25	25	25	21	9500	5.3	3	7
34...	86	24	24	24	24	9000	4.7	3
35...	86	23	23	23	16	7500	4.3	6	62	4.0	3	5
36...	66	17	16	16	...	1	1	16	9000	4.9	1	6
37...	66	22	21	21	1	16	10000	5.2	4	1	1
38...	101	23	22	22	...	1	1	19	10000	5.4	4	1	5
39...	46	13	7	7	...	5	5	1	9	8500	6.1	4	1
42...	6	2
43...	35	12	6	6	...	5	5	1	9	7000	5.2	2
44...	72	19	17	17	...	2	2	15	8000	4.5	4	1	5
45...	69	18	14	14	...	4	4	16	7500	4.9	2	3	3
46...	30	15	13	13	...	2	2	14	7500	4.9
47...	27	10	9	9	...	1	1	7	10500	6.0	1	1
48...	45	13	6	6	...	7	7	11	7000	5.1	2	1
49...	23	7	4	4	...	3	3	4	2	1
54...	46	13	10	10	...	3	3	10	4500	4.9	3	1	2
55...	10	4
56...	37	12	11	11	...	1	1	7	10500	5.1	4	2
57...	59	20	17	17	...	3	3	16	9500	5.4	3	2
58...	20	7	4	4	...	2	2	1	5	9000	6.6	2	1	...
59...	15	5	5	5	3	1
60...	**154	42	37	37	...	5	5	28	13500	5.4	11	56	4.2	2	3
61...	18	6	2	2	...	4	4	5	7500	5.8	1	1
62...	65	18	12	12	...	5	5	1	13	8000	5.2	5	47	4.4	...	3
65...	80	18	18	18	15	10500	5.5	2	3
67...	52	18	18	18	14	9000	4.6	4
68...	40	12	9	9	...	3	2	1	12	7000	5.3	2
69...	293	85	71	70	1	12	11	1	...	2	64	9000	5.0	12	53	4.6	1	10
70...	121	40	39	39	...	1	1	34	9000	4.7	5	59	4.2	...	2
71...	30	7	4	4	...	3	3	5	8500	5.0	2	2	3
72...	87	26	20	19	1	4	4	2	19	12500	5.7	7	37	4.3	...	2
31.....	4199	1310	1111	1107	4	182	164	16	2	17	1099	10500	5.5	163	61	4.5	9	65
1...	90	32	23	23	...	7	5	1	1	2	23	8500	5.4	8	62	4.4	...	3
2...	108	34	22	22	...	12	12	25	8000	5.8	7	56	4.7	...	1
3...	106	38	30	30	...	6	6	2	33	7500	4.9	5	51	3.8	2	4
4...	121	40	32	32	...	6	6	2	30	8500	5.3	9	52	4.1
5...	88	28	24	24	...	4	4	24	7500	5.7	2	2
6...	21	8	8	8	7	9000	5.0	1
7...	95	30	27	27	3	25	6500	5.1	4	2
8...	30	13	13	13	10	9000	4.7	3
10...	47	22	16	14	2	6	4	2	12	9000	5.4	8	45	2.6	...	1
12...	77	24	21	21	...	3	3	21	9000	5.3	3	1
13...	56	19	18	18	...	1	...	1	17	11500	5.5	2	1
14...	43	14	8	8	...	6	6	14	6500	5.8	1
15...	30	13	11	11	...	2	2	8	10000	5.0	3

Table 2.—CHARACTERISTICS OF HOUSING UNITS, BY BLOCKS; 1960—Con.

["Total population" contains no persons in group quarters unless preceded by asterisk; one asterisk (*) denotes less than 10 percent; two asterisks (**), 10 percent or more]

Blocks within census tracts	Total population	All housing units by condition and plumbing									Occupied housing units								
		Total	Sound			Deteriorating			Dilapidated	Owner occupied			Renter occupied						
			Total	With all plumbing facilities	Lacking some or all facilities	Total	With all plumbing facilities	Lacking some or all facilities		Total	Average value (dollars)	Average number of rooms	Total	Average contract rent (dollars)	Average number of rooms	Occupied by non-white	1.01 or more persons per room		
																		With flush toilet	No flush toilet
16...	31	12	9	9	...	2	2	1	10	9000	6.0	1
17...	47	11	8	8	...	2	2	1	9	10000	5.6
21...	38	13	13	13	10	7500	5.4	3
22...	48	15	14	14	...	1	1	15	7000	5.2
23...	35	11	8	8	...	2	1	1	...	1	8	6500	6.0	3
24...	47	15	15	14	1	12	8500	5.4	2	2
25...	62	19	11	11	...	8	8	17	7000	5.3	2	4
26...	81	23	21	21	...	2	2	19	8000	5.6	2	3
27...	53	14	11	11	...	3	3	10	8500	5.6	3
28...	75	24	20	20	...	4	4	18	9000	5.3	6	49	4.8
29...	88	33	29	29	...	4	4	30	8000	5.3	3
30...	109	35	31	30	1	4	3	...	1	...	29	9000	5.6	5	...	3.4
31...	39	15	13	13	...	2	2	13	9000	5.0	1
32...	46	17	17	17	14	8000	5.6	3
33...	45	14	12	12	...	2	2	11	9000	5.6	2
34...	47	14	14	14	14	8500	5.4
35...	88	24	24	24	20	8000	5.6	3
36...	33	10	9	9	...	1	1	9	10000	4.9	1
37...	35	10	10	10	9	10500	5.1	1
39...	41	12	12	12	10	9500	5.5	1
40...	51	13	13	13	12	9000	5.3	1
42...	210	61	46	46	...	15	5	10	46	18000	6.4	13	56	3.5
43...	234	66	65	65	...	1	1	62	15500	6.2	3
45...	73	25	19	19	...	4	4	2	16	11500	6.0	8	71	5.1
46...	41	13	12	12	...	1	1	10	11500	4.7	2
47...	70	22	19	19	...	3	3	20	10500	5.5	1
48...	56	18	6	6	...	12	12	15	8000	4.9	2
49...	70	18	15	15	...	3	3	16	9500	5.6	1
50...	56	16	10	10	...	6	6	14	8500	5.3	3
51...	44	14	11	11	...	2	1	1	...	1	9	9500	5.8	1
52...	29	9	6	6	...	3	3	8	9000	5.8
57...	52	18	13	13	...	5	5	18	8500	4.7
59...	46	14	11	11	...	3	3	13	11000	5.6	1
60...	141	38	36	36	...	2	2	30	10500	5.9	7	69	5.1
61...	186	58	45	45	...	12	12	1	49	16500	5.7	7	54	4.7
62...	110	39	37	37	...	2	2	33	8500	5.3	3
63...	294	85	79	79	...	6	6	79	13000	5.4	4
64...	29	9	7	7	...	2	2	9	10000	4.7
65...	54	14	14	14	14	16000	6.1
66...	42	14	14	14	12	22000	6.3
67...	49	12	12	12	12	19000	6.8
68...	31	13	9	9	...	4	4	7	21000	6.1	3
69...	62	15	15	15	14	12000	5.7	1
70...	49	14	14	14	13	10000	5.7	1
71...	52	18	16	16	...	2	2	17	10500	4.7	1
72...	68	18	13	13	...	4	4	1	15	10500	5.7	1
32.....	*5120	1642	1542	1535	7	86	86	14	1390	11000	5.4	211	63	4.3	13	95	...
2...	60	19	19	19	17	13500	5.4	2
3...	32	18	17	17	...	1	1	9	15500	5.9	8	67	1.5
4...	51	17	17	17	15	12000	5.5	2
5...	62	21	17	17	...	4	4	21	15000	6.4
6...	43	13	11	11	...	1	1	1	10	8500	5.4	3
7...	34	13	12	12	...	1	1	12	7000	5.3	1
8...	41	17	17	17	12	8000	5.1	5	37	3.6
9...	41	17	17	17	14	8500	5.0	3
10...	28	13	13	13	12	8500	5.3	1
11...	50	14	13	13	...	1	1	12	8000	6.2	2
12...	56	17	17	17	14	8500	4.9	3
13...	41	13	12	12	...	1	1	11	7500	5.5	2
14...	51	17	17	17	15	8000	5.1	1
15...	43	16	15	15	...	1	1	2	15	8500	5.0	2
16...	57	21	19	19	...	1	1	16	9500	5.7	2
17...	48	14	14	14	11	7000	5.5	3
18...	68	19	19	19	16	15500	6.8	3
19...	69	21	19	19	...	2	2	20	13500	5.7	1
20...	47	18	18	18	17	15000	6.4	1
21...	61	20	20	20	19	16500	5.6
23...	6	2
24...	9	7	6	6	5	8000	4.4
25...	34	11	11	11	11	8500	5.1
26...	75	20	19	19	...	1	1	20	13000	6.0
27...	59	13	11	11	...	1	1	1	11	12500	5.7	2
28...	31	9	9	9	8	15000	6.1	1
29...	77	23	22	22	...	1	1	21	14000	5.9	2
30...	62	21	19	19	...	2	2	15	16500	5.7	6	81	4.2
31...	61	22	22	22	22	13000	5.4
32...	54	16	16	16	15	12500	5.6	1
33...	59	18	18	18	17	11500	5.4	1
34...	24	8	7	7	7	9000	6.1	1
35...	50	16	16	16	15	9000	5.0	1
36...	39	12	12	12	9	10500	5.7	3
37...	35	13	13	13	12	8000	5.2	1
38...	53	18	16	16	...	2	2	13	8500	5.0	4
39...	54	14	14	14	12	8500	5.4	2
40...	46	17	17	17	15	8000	5.5	2
41...	47	14	14	14	14	11500	5.9

Table 2.—CHARACTERISTICS OF HOUSING UNITS, BY BLOCKS: 1960—Con.

["Total population" contains no persons in group quarters unless preceded by asterisk; one asterisk (*) denotes less than 10 percent; two asterisks (**), 10 percent or more]

Blocks within census tracts	Total population	All housing units by condition and plumbing									Occupied housing units								
		Sound			Deteriorating				Dilapidated	Owner occupied			Renter occupied			Occupied by non-white	1.01 or more persons per room		
		Total	With all plumbing facilities	Lacking some or all facilities	Total	With all plumbing facilities	Lacking some or all facilities	With flush toilet		No flush toilet	Total	Average value (dollars)	Average number of rooms	Total	Average contract rent (dollars)			Average number of rooms	
112...	15	4	
113...	43	10	9	9	...	1	1	10	6500	4.9	
114...	22	7	6	6	6	9500	5.3	
115...	32	10	10	10	8	8500	5.0	2	1	
116...	32	10	7	7	...	3	3	7	7000	5.9	3	1	
117...	16	7	5	5	...	2	2	3	3	1	
118...	24	7	7	7	7	8000	4.9	
119...	30	10	9	9	...	1	1	7	6500	4.9	3	2	
120...	24	8	7	7	...	1	1	6	7000	4.0	2	1	
121...	13	7	6	5	1	1	6	7000	4.3	
122...	189	53	53	50	3	39	8000	5.6	12	54	4.3	1	7
123...	*122	34	34	34	31	12500	5.4	2
124...	64	14	12	12	...	1	1	1	10	10000	5.5	4	1
125...	8	2	3
126...	15	5	5	5	4	1
127...	7	3
128...	13	4
129...	18	6	6	6	6	11500	5.7
130...	9	3
131...	61	17	16	16	...	1	1	14	10000	5.4	2	1	2
132...	10	5	2	2	...	2	2	1	4
133...	*52	3
134...	54	15	15	15	13	10000	5.2	1	2
135...	28	8	8	8	7	10000	5.3	1	1
136...	20	4
137...	12	4
138...	15	4
139...	6	4
140...	30	13	13	11	2	11	8500	4.8	1	2
M... 4533	*4533	1453	1349	1345	...	78	72	6	...	26	1197	11000	5.3	204	62	4.2	5	85	
M... 55	55	18	16	16	...	2	1	1	14	9000	5.4	2	
M... 72	72	22	21	21	...	1	1	19	8000	4.7	2	1	
M... 36	36	12	10	10	10	9000	4.5	2	1	
M... 94	29	28	28	28	25	8000	4.9	3	2	
M... 45	18	15	15	15	13	6500	4.2	4	1	
M... 62	22	22	21	21	21	8000	4.7	1	3	
M... 58	20	20	20	20	15	9000	5.1	4	1	
M... 50	17	17	17	17	13	8500	4.8	3	2	
M... 57	17	17	17	17	12	10000	5.5	5	59	4.2	
M... 35	11	11	11	11	9	12000	5.9	2	
M... 24	9	8	8	8	...	1	1	6	12000	6.2	3	
M... 40	17	13	13	13	...	4	4	14	7000	4.9	2	1	
M... 32	10	9	9	9	...	1	1	7	8000	5.6	1	
M... 33	12	10	10	10	...	2	2	11	11000	5.9	1	1	...	
M... 37	10	9	9	9	...	1	1	9	8000	5.2	1	1	
M... 13	6	6	6	6	1	5	3.2	
M... 22	6	6	6	6	5	8000	5.4	1	
M... 42	19	17	17	17	...	2	2	18	8000	5.4	1	
M... 40	17	17	17	17	16	10000	5.4	1	
M... 54	18	18	18	18	15	9000	5.3	1	
M... 41	12	11	11	11	1	11	7000	5.2	1	
M... 36	11	11	11	11	8	8000	5.4	3	
M... 81	27	27	27	27	21	13500	5.9	4	
M... 139	48	38	38	38	...	8	8	2	36	12000	5.4	10	62	4.3	...	6
M... 217	61	53	53	53	...	2	2	6	53	11500	5.3	7	65	3.3	2	5
M... 187	71	63	62	62	1	6	3	3	2	48	12500	5.3	15	65	4.0	...	5
M... 49	17	15	15	15	...	1	1	1	14	7500	4.7	2	
M... *67	19	17	17	17	...	2	2	15	9500	5.1	4	1	
M... 58	15	15	15	15	12	8500	5.9	2	2	
M... 53	18	18	18	18	17	8500	5.9	1	
M... 57	14	13	13	13	...	1	1	11	10500	6.0	2	2	
M... 36	12	11	11	11	...	1	1	11	8500	5.2	1	1	1	
M... 22	7	7	7	7	7	9000	5.3	1	
M... 27	8	8	8	8	7	12000	6.1	
M... 6	2	2	2	2	
M... 91	28	20	20	20	...	3	2	1	...	5	23	12000	5.6	5	...	2.6	...	3	
M... 22	8	8	8	8	7	7000	4.4	1	1	
M... 2	1	
M... 4	1	
M... 22	6	6	5	5	1	5	11500	5.8	1	1	
M... 38	11	10	10	10	...	1	1	10	6500	4.5	1	1	
M... 36	14	13	13	13	12	13000	5.0	
M... 33	9	8	8	8	...	1	1	8	10000	4.9	1	
M... 32	12	12	12	12	12	8000	4.4	
M... 135	47	45	45	45	...	2	2	40	14000	5.8	5	79	4.0	...	3	
M... 83	24	24	24	24	23	11500	4.9	1	1	
M... 255	89	85	84	84	1	4	4	57	13500	5.7	28	63	3.5	...	4	
M... 54	18	17	17	17	...	1	1	14	10000	4.9	4	2	
M... 33	11	10	10	10	...	1	1	9	10000	4.7	2	2	
M... 75	27	27	27	27	25	13000	5.6	1	
M... 41	15	11	11	11	...	4	4	12	7000	4.5	2	2	
M... 64	18	15	15	15	...	3	3	15	8500	5.4	3	
M... 23	7	6	6	6	...	1	1	5	7000	4.4	2	
M... 10	10	10	10	10	9	8500	5.2	1	2	
M... 63	61	61	61	61	...	2	2	56	9500	5.1	6	60	5.0	...	8	
M... 43	13	13	13	13	10	11500	5.1	2	1	

U.S. CENSUS OF HOUSING: 1960

Series HC(3)-408

CITY BLOCKS

Yakima, Wash.

Prepared under the supervision of
WAYNE F. DAUGHERTY, Chief
Housing Division




U.S. DEPARTMENT OF COMMERCE

Luther H. Hodges, Secretary

BUREAU OF THE CENSUS

Richard M. Scammon, Director (From May 1, 1961)

Robert W. Burgess, Director (To March 3, 1961)





BUREAU OF THE CENSUS

RICHARD M. SCAMMON, *Director* (From May 4, 1961)

ROBERT W. BURGESS, *Director* (To March 3, 1961)

A. ROSS ECKLER, *Deputy Director*

HOWARD C. GRIEVES, *Assistant Director*

CONRAD TARUBER, *Assistant Director*

MORRIS H. HANSEN, *Assistant Director for Statistical Standards*

CHARLES B. LAWRENCE, JR., *Assistant Director for Operations*

WALTER L. KEHRES, *Assistant Director for Administration*

CALVERT L. DEDRICK, *Chief, International Statistical Programs Office*

A. W. VON STRUVE, *Acting Public Information Officer*

Housing Division—

WAYNE F. DAUGHERTY, *Chief*

DANIEL B. RATHBUN, *Assistant Chief*

BEULAH WASHBAUGH, *Special Assistant*

MILTON D. LIBBERMAN, *Chief, Coordination and Research*

Decennial Operations Division—GLEN S. TAYLOR, *Chief*

Electronic Systems Division—ROBERT F. DRURY, *Chief*

Field Division—JEFFERSON D. MCPHER, *Chief*

Geography Division—WILLIAM T. FAY, *Chief*

Population Division—HOWARD G. BRUNSMAN, *Chief*

Statistical Methods Division—JOSEPH STEINBERG, *Chief*

Library of Congress Card Number: A61-9347

SUGGESTED CITATION

U.S. Bureau of the Census. *U.S. Census of Housing: 1960. Vol. III, City Blocks.*
Series HC(3), No. 408.

U.S. Government Printing Office, Washington, D.C., 1961.

For sale by the Superintendent of Documents, U.S. Government Printing Office, Washington 25, D.C.
or any of the Field Offices of the Department of Commerce — Price 25 cents.

Table 1.—CHARACTERISTICS OF HOUSING UNITS, FOR THE CITY: 1960

Subject	Number	Percent	Subject	Number	Percent
All housing units	15,950	100.0	Occupied housing units—Con.		
CONDITION AND PLUMBING			COLOR		
Sound	13,057	81.8	White	14,366	97.8
With all plumbing facilities	12,425	77.9	Nonwhite	323	2.2
Lacking some or all facilities	2,893	18.2	PERSONS PER ROOM		
Deteriorating	2,439	15.3	1.00 or less	13,673	93.1
With all plumbing facilities	2,093	12.7	1.01 or more	1,016	6.9
Lacking some or all facilities	446	2.8	AVERAGE NUMBER OF ROOMS		
With flush toilet	301	1.9	Owner occupied	5.5	...
No flush toilet	105	0.7	Renter occupied	3.6	...
Dilapidated	663	4.2	VALUE AND RENT		
Occupied housing units	15,050	100.0	Average value	12,300	...
TENURE			Average contract rent	53	...
Owner occupied	9,553	63.2			
Renter occupied	5,497	36.8			

N.T.E.—in the map for Yakima approximately 210 blocks are identified.

Table 2.—CHARACTERISTICS OF HOUSING UNITS, BY BLOCKS: 1960

[“Total population” contains no persons in group quarters unless preceded by asterisk; one asterisk (*) denotes less than 10 percent; two asterisks (**), 10 percent or more]

Blocks within block numbering areas	Total population	All housing units by condition and plumbing								Occupied housing units								
		Total	Sound			Deteriorating			Dilapidated	Owner occupied			Renter occupied			Occupied by non-white	1.01 or more persons per room	
			Total	With all plumbing facilities	Lacking some or all facilities	Total	With all plumbing facilities	Lacking some or all facilities		Total	Average value (dollars)	Average number of rooms	Total	Average contract rent (dollars)	Average number of rooms			
A.....	*11148	5148	3704	3172	532	1254	919	244	91	190	1949	7500	5.0	2508	46	3.1	299	365
1...	6	4
2...	6	2
3...	9	3
4...	24	11	5	5	...	6	6	9	5000	4.3	1
5...	22	12	3	3	...	6	6	3	6	6000	4.3	3	2
6...	5	2
7...	26	9	6	6	3	5	7000	5.0	2	1
8...	11	9	9	9	2	6	71	2.0	2	...
9...	*172	63	38	35	3	22	22	3	37	7000	4.8	16	40	3.8	2	5
10...	92	30	13	13	...	15	15	2	23	6500	5.6	4	5
11...	64	18	5	5	...	13	13	9	6500	5.1	8	38	3.6	...	5
12...	8	2
13...	89	36	9	8	1	25	23	2	...	2	22	5000	4.1	11	42	3.4	1	3
14...	143	48	17	17	...	27	26	1	...	4	28	5500	4.7	17	42	4.4	1	5
15...	30	6	2	2	...	2	2	2	4	2	2
16...	31	15	3	3	...	9	8	1	...	3	5	4.4	5	4.4	...	3
17...	43	13	5	3	2	7	7	1	7	5500	5.6	4	3
18...	54	14	5	5	...	6	6	3	9	5000	5.2	4
19...	37	16	6	6	...	8	8	2	11	6000	4.8	3	1	1
20...	87	48	41	37	4	7	7	15	11500	4.4	22	48	3.4	1	3
21...	36	18	11	9	2	7	5	1	1	...	15	6000	4.4	2	1
22...	85	27	18	18	...	9	9	14	7000	4.6	12	48	3.3	...	7
23...	25	14	14	14	4	10	69	2.7
24...	80	53	44	33	11	7	7	2	10	8500	5.3	21	44	3.2	...	2
26...	33	17	17	13	4	8	5000	3.9	9	28	3.2	...	1
28...	3	4
29...	74	28	23	23	...	5	4	...	1
33...	23	14	7	7	...	6	5	1	...	1	20	6000	4.6	5	42	4.2	...	4
34...	27	16	9	9	...	3	3	4	5	...	4.0	7	34	2.3	2	2
35...	40	14	11	11	...	3	3	11	12500	6.2	3	1	...
36...	72	23	13	13	...	10	10	8	6000	6.0	9	46	4.6	1	6
37...	53	34	14	14	...	16	10	6	...	4	12	9000	5.4	12	42	3.3
38...	61	29	10	10	...	18	13	5	...	1	7	8000	5.9	15	50	3.5	...	2
39...	53	19	9	9	...	6	6	4	12	6500	6.8	6	45	3.5	...	3
40...	54	30	8	8	...	21	12	9	...	1	12	7500	4.7	13	34	2.1	...	3
41...	49	20	5	5	...	14	14	1	13	6500	4.5	6	48	4.5	...	1
42...	49	15	6	6	...	8	8	1	11	6000	6.0	4	2
43...	49	20	11	11	...	8	8	1	11	7000	5.2	8	47	4.1	...	1
44...	54	21	9	9	...	12	12	11	5500	5.5	9	40	4.0	...	3
45...	69	20	2	2	...	16	16	2	8	7000	5.6	9	41	4.3	...	4
46...	66	23	8	8	...	5	5	10	12	7000	5.4	11	45	3.7	...	2
47...	52	16	1	1	...	8	8	7	7	5500	6.3	8	39	4.3	1	1
48...	4	2
49...	8	5
50...	33	10	4	4	4
51...	51	20	2	2	8	3	6	23	3.3	...	3
52...	47	30	10	10	8	13	4500	5.5	4
53...	65	24	13	5	8	15	15	2	12	5000	5.3	10	43	3.4	...	1
54...	26	8	16	16	...	8	8	13	7500	6.0	7	62	5.0	...	1
56...	85	50	30	28	2	20	13	7	6	10000	5.5	1
57...	29	15	12	9	3	3	3	5	8500	5.3	29	46	3.0	...	2	

City Block Characteristics

Table 2.—CHARACTERISTICS OF HOUSING UNITS, BY BLOCKS: 1960—Con.

["Total population" contains no persons in group quarters unless preceded by asterisk; one asterisk (*) denotes less than 10 percent; two asterisks (**), 10 percent or more]

Blocks within block numbering areas	Total population	All housing units by condition and plumbing										Occupied housing units						
		Total	Sound			Deteriorating			Dilapidated	Owner occupied			Renter occupied					
			Total	With all plumbing facilities	Lacking some or all facilities	Total	With all plumbing facilities	Lacking some or all facilities		Total	Average value (dollars)	Average number of rooms	Total	Average contract rent (dollars)	Average number of rooms	Occupied by non-white	1.01 or more persons per room	
58...	46	20	10	8	2	10	8	2	...	6	9000	5.5	12	33	4.0	...	2	
59...	5	2	
60...	10	4	
61...	58	24	21	21	...	3	3	12	6000	4.9	11	46	3.9	...	3	
62...	60	23	21	21	...	1	1	10	6500	5.2	11	43	3.5	
63...	39	29	19	19	...	10	...	10	...	7	14000	5.0	14	44	2.5	...	2	
64...	24	18	16	16	...	2	2	4	7	43	3.0	
65...	56	35	22	20	2	13	9	4	...	8	...	4.5	19	42	2.8	...	3	
66...	15	9	6	6	...	3	3	6	6500	6.2	1	
67...	91	41	23	23	...	18	16	2	...	10	5000	5.3	23	54	3.7	...	2	
68...	81	40	26	24	2	14	13	1	...	10	6500	6.0	23	48	3.3	...	2	
69...	67	20	14	14	...	6	6	15	9000	5.5	5	58	3.4	...	2	
70...	59	19	14	14	...	5	5	11	6000	6.1	6	52	3.3	...	3	
71...	68	31	27	26	1	4	4	2	25	55	3.2	...	4	
72...	64	19	6	6	...	11	11	7	9500	5.6	11	53	4.5	...	5	
73...	85	23	9	9	...	12	12	8	7000	6.3	13	39	4.0	...	6	
74...	**52	32	28	15	13	4	2	2	...	12	8500	6.1	12	36	3.3	1	...	
75...	58	20	16	15	1	4	1	3	...	10	7500	5.5	8	54	4.5	...	3	
76...	52	28	21	19	2	7	1	6	...	13	9500	5.6	11	40	2.7	...	1	
77...	**21	
78...	37	18	14	14	...	4	4	3	13	65	3.0	...	1	
79...	**46	24	24	22	2	7	17500	6.0	14	42	2.6	1	...	
80...	19	13	13	9	4	2	10	38	2.8	1	...	
81...	26	13	13	12	1	4	9	41	2.7	...	1	
82...	11	4	
85...	72	30	29	27	2	1	1	5	5500	4.8	20	39	3.7	1	2	
86...	31	13	12	11	1	1	1	4	7	37	3.4	...	2	
91...	22	22	22	22	1	16	52	2.0	...	1	
92...	11	5	5	5	2	3	
93...	**24	5	5	5	3	
94...	61	39	33	14	19	5	5	5	...	4.8	29	43	2.4	...	2	
95...	79	36	35	28	7	1	1	14	11000	6.1	18	48	2.6	2	2	
96...	65	26	24	17	7	2	2	11	9000	6.7	8	47	3.5	
97...	50	18	16	16	...	2	2	14	8000	6.4	3	
98...	**62	20	8	8	...	12	10	2	...	13	7000	5.7	6	38	3.0	...	1	
99...	42	14	5	5	...	8	8	12	7000	5.5	1	
100...	65	18	6	6	...	10	10	9	7000	5.0	9	39	3.6	3	5	
101...	53	16	5	5	...	11	11	8	6000	5.3	8	43	5.1	...	3	
102...	59	19	8	8	...	11	11	10	7500	5.2	6	48	5.0	1	3	
103...	61	20	13	13	...	7	7	14	9000	5.8	5	49	4.6	1	1	
104...	59	32	29	25	4	3	3	9	13000	5.7	19	103	3.2	...	2	
105...	65	58	58	42	16	8	...	4.8	40	58	2.9	1	...	
106...	49	33	32	32	...	1	1	3	29	59	3.2	1	1	
107...	31	22	15	9	6	7	1	6	...	1	19	42	2.8	
109...	**123	
110...	5	2	
114...	57	28	24	24	...	3	3	11	9500	5.2	16	43	3.7	1	1	
115...	52	57	57	7	50	43	36	1.3	...	5	
118...	5	5	5	...	5	5	46	1.0	
119...	69	91	1	1	...	90	1	7	82	2	67	38	1.1	1	...	
120...	13	30	30	3	27	12	38	1.4	
121...	14	12	12	12	9	53	3.4	
122...	36	36	36	36	1	30	59	2.6	
123...	**44	9	9	9	2	7	53	5.9	1	...	
124...	36	15	10	10	...	5	5	7	...	6.0	6	56	5.0	
125...	43	25	25	18	7	9	...	4.8	16	43	2.5	...	1	
126...	32	18	10	10	...	8	8	10	7000	4.9	7	52	3.3	2	...	
127...	73	38	12	11	1	23	19	2	2	3	8000	5.2	17	33	3.5	1	5	
128...	75	30	2	14	14	14	4500	4.6	13	32	3.4	16	4	
129...	6	2	
130...	30	17	2	2	...	5	3	1	1	10	6000	4.1	5	27	2.8	3	...	
131...	8	4	
132...	82	24	7	7	...	16	15	1	...	1	8000	6.0	10	45	4.7	1	2	
133...	53	31	19	15	4	11	11	18	6500	4.9	11	39	3.4	...	1	
134...	36	19	8	8	...	11	7	4	...	3	
135...	9	8	8	6	2	...	2	4	
136...	91	39	28	28	...	11	8	3	...	8	...	5.0	29	51	3.0	2	3	
137...	50	27	17	13	4	...	7	2	...	1	8	4.5	17	42	3.2	...	1	
138...	79	72	72	72	3	58	56	2.7	1	...	
139...	64	56	15	15	41	48	53	2.6	...	1	
141...	33	43	43	20	23	33	57	2.0	...	2	
142...	11	8	8	7	1	1	7	72	1.0	
143...	**112	96	9	5	4	87	1	86	87	32	1.1	1	3	
147...	34	29	29	3	26	28	35	1.2	
148...	13	7	6	2	4	1	1	6	37	3.0	...	1	
149...	14	13	10	3	7	3	3	1	8	27	2.4	
151...	**39	3	
153...	3	2	
154...	24	17	17	16	1	2	12	52	2.8	...	1	
155...	77	51	49	40	9	2	2	19	12000	4.1	31	50	2.4	1	1	
156...	98	50	43	42	1	7	1	6	...	10	7500	4.9	34	46	3.3	...	4	
157...	42	18	17	17	...	1	1	11	6000	6.3	6	42	2.7	
158...	28	17	14	13	1	3	1	2	...	11	6000	5.5	3	
159...	185	50	35	35	...	15	15	36	6000	5.3	13	47	5.0	2	1	
160...	46	24	15	15	...	6	6	16	6500	4.9	2	
161...	9	5	5	5	4	2	3	
162...	66	32	32	25	7	13	9000	5.5	12	50	3.5	1	...	

Table 2.—CHARACTERISTICS OF HOUSING UNITS, BY BLOCKS: 1960—Con.

["Total population" contains no persons in group quarters unless preceded by asterisk; one asterisk (*) denotes less than 10 percent; two asterisks (**), 10 percent or more]

Blocks within block numbering areas	Total population	All housing units by condition and plumbing									Occupied housing units						
		Total	Sound			Deteriorating			Dilapidated	Owner occupied			Renter occupied				
			Total	With all plumbing facilities	Lacking some or all facilities	Total	With all plumbing facilities	Lacking some or all facilities		Total	Average value (dollars)	Average number of rooms	Total	Average contract rent (dollars)	Average number of rooms	Occupied by non-white	1.01 or more persons per room
163...	38	24	20	20	...	4	2	2	...	7	7500	4.9	15	47	2.9	1	1
164...	89	54	51	48	3	3	1	2	...	28	7000	3.1	22	49	3.6	1	1
165...	94	70	68	60	8	2	2	13	9000	5.5	51	51	2.3	1	1
166...	43	29	27	26	1	2	2	4	23	52	2.9
171...	39	27	26	21	5	1	1	4	21	45	2.9
172...	46	32	31	26	5	1	1	2	29	43	2.9
173...	19	12	12	12	2	10	41	3.1
174...	18	7	1	1	...	5	5	1	6	46	4.0	1	...
175...	28	20	20	8	12	15	44	2.3	...	3
177...	123	106	95	52	43	10	8	2	...	6	...	4.5	87	39	2.0	1	3
178...	43	17	12	10	2	5	2	3	...	3	13	41	3.5	5	2
179...	**77	37	37	23	14	9	9000	6.1	21	54	2.9
180...	59	20	20	20	9	8000	5.4	11	51	3.9	...	3
181...	**67	53	25	21	4	28	2	26	...	13	7000	6.1	16	43	3.5	1	...
182...	88	38	33	23	10	5	4	1	...	15	6500	5.3	16	41	3.8	...	3
183...	86	39	35	35	...	3	3	20	6000	5.5	16	48	3.3	2	2
184...	103	42	31	31	...	9	8	1	...	29	5500	5.0	10	43	3.4	2	3
185...	59	23	17	17	...	5	5	17	6000	4.9	5	48	4.2	1	...
186...	4	1
187...	46	14	11	11	...	3	2	1	...	10	7500	5.5	4	2
188...	65	30	29	18	11	1	...	1	...	13	6500	4.7	10	44	3.4	1	2
189...	47	19	19	19	9	9500	5.2	7	53	5.4	...	1
190...	56	23	23	23	9	9500	5.4	13	46	3.5	...	1
191...	**79	37	32	32	...	4	4	8	14000	5.5	23	44	3.8	...	3
192...	87	50	47	39	8	3	3	8	...	4.8	38	67	3.0	...	2
193...	33	29	28	25	3	1	1	3	18	52	2.4
195...	3	2
196...	2	1
198...	19	10	8	7	1	2	2	7
199...	53	23	20	12	8	2	2	2	...	2	11000	5.9	3	1	...
200...	37	23	16	16	...	4	4	19	42	3.3	2	3
201...	47	19	17	17	...	2	2	7	7000	4.6	10	47	4.3
202...	76	30	30	30	11	8000	5.4	6	34	3.2	1	...
203...	41	15	15	15	11	8500	5.1	16	53	3.9	1	5
205...	43	15	15	15	10	7000	5.2	3	2	2
206...	26	11	6	6	...	3	3	10	7000	4.5	4	2	2
207...	74	22	13	13	...	9	9	9	4500	4.0	1	2	2
209...	38	13	10	10	...	3	3	14	6000	4.7	8	53	4.8	1	3
210...	55	22	20	20	...	3	3	10	7500	5.2	2	3	...
211...	47	18	15	15	...	2	2	3	...	10	6500	5.1	11	42	3.1	3	2
212...	38	18	17	17	...	1	1	13	7500	5.3	4	3	...
213...	45	21	19	18	1	2	2	2	...	11	7000	6.2	5	48	3.8	...	1
214...	53	28	23	16	7	3	3	11	5500	4.8	6	38	3.5	3	1
215...	34	11	9	9	...	2	2	6	6000	4.8	22	45	3.5	...	2
217...	11	8	8	8	6	7500	5.2	4	1	...
218...	1	1	4
219...	40	19	10	7	3	2	2
220...	22	9	2	2	...	2	2	7	6500	5.3	7	40	4.0	8	2
221...	39	12	10	10	...	1	1	5	6	37	3.8	...	1
222...	37	10	5	5	...	5	5	7	7500	4.7	5	...	4.8	1	2
223...	38	19	18	16	2	5	...	5.2	4	7	2
224...	61	26	20	17	3	6	6	9	6000	4.1	8	52	4.4	7	1
225...	83	29	21	21	...	4	3	1	...	8	...	5.4	16	42	4.1	...	2
226...	56	17	13	13	...	4	4	16	6000	5.1	10	41	3.4	...	4
227...	64	18	15	15	...	3	3	9	7000	5.2	7	52	4.4	5	2
228...	79	34	20	20	...	10	10	8	5500	4.9	9	54	4.2	3	3
229...	35	14	9	9	...	5	5	4	6000	4.6	7	44	4.0	...	3
230...	83	31	13	13	...	17	17	10	5500	4.5	3	2	3
231...	74	30	17	16	1	13	13	19	4000	4.7	10	37	4.1	8	1
232...	67	17	16	16	18	5500	4.4	10	38	3.4	1	3
233...	35	12	12	12	13	5500	5.2	4	4	3
234...	28	12	9	8	1	3	3	6	5500	4.7	4	1	1
235...	35	18	13	13	...	5	5	8	5000	4.4	2
236...	34	13	10	10	...	3	2	1	...	11	4500	5.0	3	4	...
237...	25	11	3	3	...	5	7	6	6000	5.0	5	41	4.2	11	2
238...	36	14	8	8	...	4	4	2	2	4	2
241...	57	19	11	11	...	7	5	2	...	9	5000	5.1	3	12	1
242...	17	11	7	7	...	4	4	1	5000	4.8	6	35	3.7	11	5
243...	30	13	9	9	...	4	4	3	5	39	4.4	8	...
244...	26	11	7	7	...	2	2	8	4500	4.4	2	9	2
245...	31	14	14	14	6	...	4.8	3
246...	26	9	8	8	1	10	5500	4.7	2
247...	22	8	8	8	5	...	4.6	3	1
248...	34	12	11	11	...	1	1	5	6500	4.6	2	1	...
249...	26	9	7	7	...	2	2	7	3500	3.7	3	6	2
250...	44	23	17	15	2	5	4	1	...	5	...	4.8	3	7	1
251...	15	6	4	3	1	2	2	9	6000	4.7	11	34	3.4	17	3
252...	65	25	25	25	2	3	5	...
253...	69	26	26	26	17	8000	4.2	4	2
254...	63	26	26	26	15	9000	4.2	11	68	3.9	...	2
255...	75	22	22	22	16	9000	4.5	9	52	3.7	...	1
256...	111	30	30	30	16	8000	5.1	4	3
257...	55	27	11	9	2	5	4	1	...	18	8000	4.3	11	57	4.1	...	8
258...	41	12	11	10	1	1	1	10	5000	4.6	9	35	3.7	8	3
259...	145	43	38	35	3	4	4	8	5500	5.0	4	6	3
260...	102	40	31	27	4	9	4	4	...	28	6500	4.9	10	36	4.1	18	9
261...	49	20	19	18	1	1	1	1	...	23	5500	4.7	12	40	3.8	8	5

City Block Characteristics

Table 2.—CHARACTERISTICS OF HOUSING UNITS, BY BLOCKS: 1960—Con.

["Total population" contains no persons in group quarters unless preceded by asterisk; one asterisk (*) denotes less than 10 percent, two asterisks (**), 10 percent or more]

Blocks within block numbering areas	Total population	All housing units by condition and plumbing									Occupied housing units							
		Total	Sound			Deteriorating			Dilapidated	Owner occupied			Renter occupied					
			Total	With all plumbing facilities	Lacking some or all facilities	Total	With all plumbing facilities	Lacking some or all facilities		Total	Average value (dollars)	Average number of rooms	Total	Average contract rent (dollars)	Average number of rooms	Occupied by non-white	1.01 or more persons per room	
262...	35	23	18	16	2	5	3	2	8	3500	3.5	12	38	2.9	1	2
264...	99	30	30	30	22	8000	4.6	6	59	4.0	...	3
265...	62	20	20	20	17	9500	4.4	3	3
266...	55	21	21	21	20	8500	4.3	1	3
B.....	*17043	5966	5134	5076	58	656	594	52	10	176	4042	15000	5.8	1543	60	4.0	15	279
1...	67	28	11	11	...	15	12	2	1	2	18	6000	4.9	8	36	3.9	1	1
2...	3	1
3...	23	9	3	3	...	6	5	1	5	...	4.6	4	2
5...	51	27	6	6	...	4	4	17	5	8000	5.0	14	41	3.6	...	4
6...	23	20	15	15	...	5	5	7	6000	4.7	2	1
7...	10	8	1	1	...	7	3	4	1	6	38	3.0
8...	20	7	3	3	...	4	3	1	5	5000	4.0	2
9...	33	21	8	7	1	13	6	7	10	7000	4.5	3	1
10...	32	11	10	10	...	1	1	7	8000	5.0	3
11...	37	11	10	10	...	1	1	10	8500	4.4	1	2
12...	26	30	25	24	1	5	5	9	8500	4.0	4	2
13...	54	23	15	15	...	8	7	...	1	...	16	10500	4.4	5	42	3.4	...	2
14...	56	38	22	21	1	7	6	1	...	9	13	5500	4.2	8	34	3.0	...	3
15...	60	17	5	5	...	12	12	16	6000	4.9	1	12	4
16...	30	21	5	4	1	9	9	7	9	7500	5.1	5	...	2.8	1	...
17...	18	10	4	4	...	6	6	7	5000	4.1	1
18...	36	17	11	11	...	4	4	2	8	8500	5.0	4	1
19...	53	21	16	16	...	5	5	3	16	45	3.6	...	3
20...	43	18	11	11	...	7	6	1	12	7000	4.8	3
21...	33	15	12	12	...	3	3	11	5500	4.3	3
22...	37	15	14	14	...	1	1	7	8000	5.9	6	54	4.7
23...	45	19	15	15	...	2	2	2	10	6500	5.3	7	49	3.7	...	1
24...	64	27	16	16	...	8	8	3	18	6500	5.5	7	43	2.9	1	2
25...	211	57	46	46	...	11	10	...	1	...	41	6500	5.2	13	47	4.7	...	5
26...	69	26	7	7	...	17	12	...	5	2	11	7000	4.5	9	49	4.2	1	3
27...	57	14	11	10	1	3	3	10	8500	5.6	4	4
28...	39	14	13	13	...	1	1	11	8000	5.1	3
29...	25	10	5	5	...	4	4	1	4	5	44	3.2	...	2
30...	138	41	34	34	...	6	6	22	6500	5.2	13	42	3.6	...	8
31...	46	16	12	12	...	4	4	10	6000	5.6	5	...	4.2	...	1
32...	51	19	12	12	...	7	7	9	5500	5.1	9	40	3.6	...	4
33...	51	18	12	12	...	6	6	10	6500	5.0	6	48	4.8	...	1
34...	41	15	12	12	...	2	2	1	8	5500	4.5	5	48	4.4	...	2
35...	30	12	8	8	...	4	4	9	8000	4.8	3	1
36...	129	39	26	26	...	13	13	29	6000	5.0	9	45	4.1	...	8
37...	44	18	13	13	...	5	5	12	4500	5.1	5	44	4.8	...	2
38...	55	16	16	16	12	6000	4.8	4	2
39...	43	17	13	13	...	4	3	...	1	...	11	6500	4.6	3	3
40...	84	32	25	25	...	5	4	1	...	2	21	8000	4.9	10	39	3.6	...	2
41...	43	19	14	14	...	5	3	2	13	5000	4.5	4
42...	52	18	16	16	...	2	2	14	7000	5.0	4	1
43...	37	14	14	14	8	6000	5.1	6	48	4.5	...	1
44...	47	15	13	13	...	2	2	10	7500	4.4	5	...	4.2	...	1
45...	90	35	23	23	...	12	12	18	7000	4.8	16	39	3.1	...	3
46...	82	36	27	25	2	9	9	12	6500	5.3	18	46	3.4
47...	39	14	11	11	...	2	2	1	4	8	43	4.3	...	1
48...	40	16	16	16	14	7000
49...	49	21	18	18	...	3	3	13	7000	4.8	7	45	4.6
50...	37	16	12	12	...	4	3	1	10	7000	3.9	5	61	4.0
51...	81	36	29	29	...	6	6	1	23	5500	4.5	9	46	3.6	...	4
52...	85	28	25	25	...	2	2	22	7000	4.7	3	6
53...	41	22	21	21	...	1	1	14	6500	4.1	6	48	4.2	...	1
54...	59	32	13	13	...	5	5	11	6000	4.5	13	31	3.5	...	2
55...	47	23	14	13	1	8	6	2	...	1	10	5000	4.3	10	35	3.7	...	1
56...	40	17	14	14	...	3	3	9	6500	5.2	6	2
57...	36	16	5	5	...	8	3	5	...	3	3	12	33	3.0	...	1
58...	39	16	9	9	...	7	7	8	8000	5.6	7	47	4.1	...	2
60...	48	20	4	4	...	16	15	1	11	6000	4.4	6	47	5.2
61...	72	23	5	5	...	11	11	10	6500	5.6	8	54	4.6	...	7
62...	59	19	8	7	1	9	8	1	...	2	13	5500	5.0	5	...	3.6	...	4
63...	69	23	11	11	...	10	10	2	9	7500	5.1	8	54	4.4	...	1
64...	82	29	20	20	...	8	8	1	23	8000	5.3	4
65...	30	10	7	7	...	2	2	1	9	6500	4.8	1	5
66...	106	32	30	30	...	2	2	24	8500	4.5	8	59	4.1	...	4
67...	107	30	26	26	...	4	4	23	9000	5.7	6	53	4.8	...	4
68...	87	24	23	23	...	1	1	18	10000	5.1	6	56	4.7	...	4
69...	48	12	8	8	...	4	4	11	9000	5.0	1
70...	58	16	15	15	1	12	11000	5.3	4	1
71...	*172	48	44	44	...	3	3	1	38	15000	5.9	7	78	5.4
72...	19	7	7	7	6	13500	5.3	1
73...	18	5	5	5	5	16000	5.4	2
74...	31	10	10	10	9	13500	5.3
75...
76...	55	24	24	24	14	21000	5.1	9	104	4.1	...	1
77...	53	16	16	16	14	21000	6.4	2
78...	44	14	14	14	10	18000	6.2	1
79...	5	1	...															

Table 2.—CHARACTERISTICS OF HOUSING UNITS, BY BLOCKS: 1960—Con.

["Total population" contains no persons in group quarters unless preceded by asterisk; one asterisk (*) denotes less than 10 percent; two asterisks (**), 10 percent or more]

Blocks within block numbering areas	Total population	All housing units by condition and plumbing									Occupied housing units							
		Total	Sound			Deteriorating			Dilapidated	Owner occupied			Renter occupied			Occupied by non-white	1.01 or more persons per room	
			Total	With all plumbing facilities	Lacking some or all facilities	Total	With all plumbing facilities	Lacking some or all facilities		Total	Average value (dollars)	Average number of rooms	Total	Average contract rent (dollars)	Average number of rooms			
83...	78	19	19	19	19	28000	7.4	
84...	90	24	24	24	22	29000	7.1	1	1	
85...	70	19	19	19	16	29000	7.3	1	
86...	87	26	26	26	24	24000	6.7	1	1	
87...	102	28	28	28	27	22000	6.3	1	
88...	115	29	29	29	27	23000	6.6	1	
89...	79	23	23	23	23	24000	6.2	
90...	103	28	28	28	27	31000	7.3	1	
91...	68	15	15	15	15	30000	7.7	
92...	51	14	14	14	13	34000	7.1	
93...	61	16	16	16	16	34000	6.9	
94...	36	10	10	10	10	34000	6.9	
95...	102	26	26	26	26	24000	6.5	1	
96...	49	14	14	14	12	23000	6.4	2	
97...	34	11	11	11	10	26000	6.8	1	
98...	43	28	28	28	27	13500	3.7	1	
99...	105	49	49	49	26	17500	4.3	22	89	4.1	1	2	
100...	70	36	36	36	13	24000	5.0	23	75	4.0	...	1	
101...	17	11	11	11	6	21000	5.0	5	79	3.4	
102...	**396	156	152	152	...	4	4	119	16500	4.8	30	82	3.9	...	3	
103...	118	41	41	41	33	13500	5.5	7	61	3.7	...	1	
104...	35	11	11	11	9	13000	5.3	2	
105...	78	20	19	19	...	1	1	18	12000	5.6	2	1	
106...	185	61	57	57	...	4	3	...	1	51	17500	5.8	8	114	4.8	...	1	
107...	118	36	36	36	27	15500	6.0	9	74	4.3	
108...	208	65	60	60	...	5	5	57	14500	5.6	5	67	4.2	...	3	
109...	81	25	25	25	21	16500	5.3	4	3	
110...	85	29	29	29	28	20000	6.0	2	
111...	114	36	36	36	36	18500	5.6	2	
112...	118	37	37	37	37	17500	6.0	1	
113...	148	42	42	42	41	15000	6.3	1	
114...	142	48	48	48	42	14000	6.2	6	71	4.5	...	1	
115...	52	13	13	13	10	12000	6.2	2	1	
116...	94	32	31	31	...	1	1	15	14500	5.7	17	114	4.8	...	2	
117...	474	164	154	154	...	9	7	2	...	127	15500	6.2	27	56	4.6	...	5	
118...	35	16	10	10	...	6	5	1	...	11	9000	5.7	3	
119...	**82	25	15	15	...	10	10	17	8000	5.4	8	41	4.4	
120...	61	27	12	12	...	15	14	1	...	19	6500	4.9	4	2	
121...	27	12	7	7	...	5	5	6	...	5.7	5	48	3.8	
122...	39	17	7	7	...	7	7	...	3	8	6000	4.5	9	36	4.6	1	1	
123...	43	19	8	7	1	7	5	2	...	4	7	6000	4.6	11	43	3.6	...	1
124...	38	17	6	6	...	9	9	...	2	6	7500	5.8	10	40	3.0	
125...	43	28	13	13	...	1	1	...	14	4	17	43	2.9	...	1	
126...	29	15	5	4	1	3	3	...	7	5	...	5.0	6	36	3.5	...	1	
127...	44	25	13	13	...	8	6	2	...	4	9	11500	4.8	11	68	4.0	...	2
128...	45	24	19	19	...	4	4	...	1	11	6500	4.9	8	46	4.5	
129...	61	22	8	8	...	14	13	1	...	12	7000	5.4	5	45	4.2	...	1	
130...	55	19	7	7	...	12	11	1	...	11	8000	5.3	5	44	3.8	...	1	
131...	65	18	6	6	...	10	10	...	2	10	8000	5.4	5	...	4.2	...	3	
132...	55	18	14	14	...	4	4	10	7000	4.8	7	48	3.6	...	2	
133...	**39	13	9	9	...	3	3	...	1	8	7000	4.6	4	1	1	
134...	61	23	13	13	...	8	5	2	...	2	14	9500	5.1	4	2
135...	141	50	45	45	...	5	5	36	12000	6.1	11	56	5.2	
136...	21	11	11	11	2	9	83	3.2	
137...	28	12	11	11	1	4	6	77	3.7	...	1	
138...	36	13	7	7	...	6	6	5	11000	5.6	6	51	4.7	...	1	
139...	33	19	11	11	...	3	3	...	5	8	7500	5.0	6	45	4.0	
140...	10	4	
141...	8	2	
143...	16	10	6	6	...	2	2	...	2	5	...	3.8	5	48	3.0	
144...	13	4	
146...	6	4	
147...	10	6	2	2	...	1	1	...	3	2	3	
148...	24	6	5	5	...	1	1	...	2	4	1	
150...	14	7	6	6	...	1	1	...	3	4	
151...	71	32	15	15	...	13	13	...	4	13	12000	7.0	10	48	3.6	...	4	
152...	94	52	50	50	...	2	2	14	9500	5.4	36	67	3.9	...	1	
153...	167	60	57	57	...	3	3	30	13500	6.3	27	73	3.6	...	1	
154...	52	12	12	12	11	13500	6.5	1	1	
155...	12	6	6	6	6	13500	5.3	
156...	5	7	1	1	...	1	1	...	5	2	
157...	109	31	22	22	...	8	8	...	1	21	11000	6.0	9	65	5.4	...	2	
158...	10	3	
159...	37	16	15	15	1	10	11500	5.5	6	62	4.8	
160...	96	26	26	26	22	27000	8.1	2	1	
161...	57	17	17	17	17	29000	7.3	
162...	35	10	9	9	...	1	1	...	9	14000	6.4	1		
163...	38	11	8	8	...	3	3	...	7	16000	6.7	4		
164...	43	10	9	9	...	1	1	...	8	13000	6.4	2		
165...	45	12	12	12	12	12500	6.2	2	
166...	63	23	23	23	19	13500	5.9	3	1	
167...	75	21	21	21	20	14500	6.2	1	1	
168...	62	20	20	20	18	16500	6.3	2	
169...	42	14	14	14	14	15500	5.8	
170...	111	38	38	38	33	14000	6.1	4	1	...	
171...	60	19	19	19	16	19000	6.6	1	1	
172...	54	18	18	18	18	14500	5.7	

City Block Characteristics

Table 2.—CHARACTERISTICS OF HOUSING UNITS, BY BLOCKS: 1960—Con.

["Total population" contains no persons in group quarters unless preceded by asterisk: one asterisk (*) denotes less than 10 percent; two asterisks (**), 10 percent or more]

Blocks within block numbering areas	Total population	All housing units by condition and plumbing									Occupied housing units							
		Sound				Deteriorating				Dilapidated	Owner occupied			Renter occupied				
		Total	With all plumbing facilities	Lacking some or all facilities	Total	With all plumbing facilities	Lacking some or all facilities		Total		Average value (dollars)	Average number of rooms	Total	Average contract rent (dollars)	Average number of rooms	Occupied by non-white	1.01 or more persons per room	
							With flush toilet	No flush toilet										
173...	86	26	25	25	...	1	1	26	16000	6.2	1
174...	85	25	25	25	25	16000	6.2
175...	13	7	7	7	6	13000	5.5
176...	108	31	28	28	...	2	2	26	14000	6.1	5	...	3.6	1	...
177...	168	41	37	37	...	4	4	36	15500	6.2	5	...	6.4	...	4
178...	14	4
179...	39	14	10	10	...	2	2	10	26000	6.0	3	1
180...	136	34	30	30	...	2	2	25	24000	6.7	7	89	5.1	...	2
181...	24	4
182...	8	2
183...	68	23	23	23	19	16000	5.8	4
184...	45	15	15	15	15	21000	6.3
185...	102	38	35	35	...	3	3	36	17000	5.9	2
186...	70	22	22	22	19	15000	6.4	2	1
187...	57	19	19	19	17	16500	6.1	2
188...	61	24	24	24	17	16000	5.8	4	1
189...	78	21	21	21	18	17500	6.9	3
190...	54	18	18	18	17	18000	7.2	1	2
191...	57	19	19	19	10	21000	7.4	9	71	5.4
192...	56	20	20	20	15	18500	6.5	5	73	4.4
193...	78	21	21	21	18	16000	6.1	3
194...	29	9	9	9	8	25000	6.9
195...	23	8	7	7	1	8	18500	5.9
196...	22	7	5	5	...	1	1	1	7	14000	6.7	1
197...	25	6	6	6	4	2
198...	17	7	6	6	...	1	1	7	35000	8.4
199...	65	17	16	16	...	1	1	16	32000	8.6	1	1
200...	19	5	5	5	4	1	1
201...	27	14	7	7	...	7	7	8	18000	6.0	6	56	3.5
202...	8	3
203...	46	18	18	18	14	...	4.6	3
204...	**75	16	16	16	8	14000	7.1	8	70	5.3	...	2
205...	61	19	19	17	2	11	17000	6.5	7	61	4.3	...	1
207...	46	15	15	13	2	7	...	6.1	8	63	4.3	...	2
208...	47	25	25	22	3	7	...	5.1	18	62	3.7
209...	49	29	29	22	7	6	...	5.8	22	52	2.6
210...	**121	21	21	19	2	8	17500	5.9	12	58	2.2	...	1
211...	31	19	19	17	2	1	16	57	2.9
212...	15	14	1	1	...	1	1	12	2	12	17	1.1
213...	2	1
214...	19	18	14	6	8	4	...	4	1	16	31	2.3
215...	1	1
216...	6	4
217...	18	5	3	3	2	1	3	1
218...	38	15	11	11	...	4	4	10	11000	6.9	3
219...	82	38	38	38	8	12500	5.8	30	58	3.5	...	2
220...	**114	4
221...	**82	26	26	25	1	14	11000	5.4	12	43	3.4	...	2
222...	77	23	23	23	13	15500	6.5	10	65	4.6	...	2
223...	**52
224...	105	29	29	29	23	13000	6.1	6	69	4.8	...	3
225...	97	30	30	30	24	15500	6.5	6	...	5.0
226...	78	26	25	25	...	1	1	22	14500	6.3	4	1
227...	73	23	22	22	...	1	1	20	17000	6.0	3
228...	72	23	23	23	19	13500	6.0	4	1
229...	25	10	10	10	9	14000	5.9	1
230...	7	3
231...	43	10	10	10	9	32000	8.0	1
232...	14	3
233...	17	4
234...	68	20	20	20	18	27000	7.6
235...	114	36	36	36	31	17000	6.7	4
236...	43	15	15	15	13	18000	6.3	1
237...	163	52	52	52	49	17000	6.2	3	1
238...	60	16	15	15	...	1	1	16	16500	7.4
239...	55	21	21	21	15	16500	6.1	5	82	4.0	...	1
240...	86	38	37	37	1	20	16500	6.0	15	84	3.5
241...	89	30	30	30	29	17000	5.8	10	69	4.9	...	3
242...	95	30	29	28	1	1	1	18	14500	5.8
243...	28	8	8	8	8	25000	6.1
244...	45	14	14	14	11	17000	6.0	2
245...	163	49	48	48	...	1	1	45	17000	6.4	3
246...	28	11	11	11	7	27000	8.1	4	1
247...	22	9	8	8	...	1	1	8	19000	6.0	1
248...	60	17	17	17	15	18500	6.2
249...	19	6	6	6	4	2
250...	31	8	8	8	7	20000	6.7
251...	20	5	5	5	4	1
252...	48	14	13	13	1	13	14500	5.9	1
253...	43	13	13	13	12	17500	6.0	1
254...	31	9	9	9	8	22000	6.3
255...	104	29	29	28	1	24	17500	6.9	5	...	4.2	...	2
257...	55	20	20	20	14	15000	5.6	6	94	4.8
258...	41	12	12	12	10	15500	5.9	2	1
259...	*67	21	21	21	20	14000	6.0	1	1
260...	59	25	24	24	17	12000	5.3	6	...	4.5
261...	59	24	23	23	...	1	1	18	10500	4.7	5	53	4.4

Table 2.—CHARACTERISTICS OF HOUSING UNITS, BY BLOCKS, 1960—Con.

["Total population" contains no persons in group quarters unless preceded by asterisk; one asterisk (*) denotes less than 10 percent; two asterisks (**), 10 percent or more]

Blocks within block numbering areas	Total population	All housing units by condition and plumbing									Occupied housing units								
		Sound			Deteriorating				Dilapidated	Owner occupied			Renter occupied			Occupied by non-white	1.01 or more persons per room		
		Total	With all plumbing facilities	Lacking some or all facilities	Total	With all plumbing facilities	Lacking some or all facilities			Total	Average value (dollars)	Average number of rooms	Total	Average contract rent (dollars)	Average number of rooms				
							With flush toilet	No flush toilet											
262...	71	27	26	26	...	1	1	19	12500	5.9	6	55	4.2	...	1	
263...	65	26	26	26	20	10500	5.9	6	68	4.7	
264...	59	25	25	25	21	9500	5.0	3	
265...	73	22	22	22	19	10000	5.8	2	
266...	54	20	20	20	15	8500	5.7	1	
267...	52	18	16	16	...	2	2	11	11000	5.5	5	52	3.6	...	2	
268...	56	20	20	19	1	15	12000	5.7	4	2	
269...	58	21	21	21	13	9500	5.7	8	58	4.9	1	2	
270...	64	39	39	37	2	9	11000	5.3	27	50	3.2	...	2	
271...	65	39	39	39	10	11500	5.0	27	60	2.9	
272...	62	34	29	29	...	5	5	9	10000	5.9	23	60	2.7	1	2	
275...	11	5	4	4	1	2	
278...	19	11	6	6	...	5	2	3	3	3	
279...	81	23	16	13	3	7	7	15	9500	5.9	8	43	3.3	
280...	61	24	23	19	4	1	...	1	12	8500	5.3	9	38	3.6	...	2	
281...	42	18	15	18	16	8500	5.4	2	3	
282...	43	17	17	17	12	11500	5.8	4	
283...	52	24	24	20	4	6	...	5.8	16	56	4.0	...	1	
284...	**42	16	15	15	...	1	1	6	...	5.5	10	58	4.0	...	1	
285...	16	10	10	10	4	6	35	3.7	
286...	41	16	16	16	11	9000	5.7	4	
287...	36	16	16	16	10	10000	5.2	6	...	5.0	
288...	29	8	8	8	6	10000	5.7	2	
289...	47	16	16	16	11	10500	5.8	4	1	
290...	49	25	20	18	2	5	4	1	12	10000	5.3	7	45	2.9	...	1	
291...	30	11	11	11	8	11500	6.1	3	
292...	26	9	8	8	5	11500	5.6	4	
296...	154	83	83	83	1	16	13000	6.4	65	83	3.3	...	1	
298...	36	10	9	9	...	1	1	8	28000	6.3	2	1	
C.....	*15093	4836	4210	4177	33	529	520	5	4	97	3589	11500	5.4	1058	61	4.3	9	372	
1...	41	15	12	12	...	3	3	7	8500	4.7	7	68	3.6	...	2	
2...	27	12	9	9	...	2	2	1	6	9000	4.8	4	
3...	46	17	15	13	2	3	3	10	8000	5.0	6	61	3.7	...	1	
4...	61	26	23	21	2	3	3	15	8000	4.4	10	55	4.2	...	1	
5...	44	11	10	10	...	1	1	9	11500	6.3	1	2	
6...	59	22	21	20	1	1	1	12	9500	5.8	10	48	3.5	
7...	60	30	29	18	11	1	1	14	10500	5.2	12	33	2.2	...	1	
8...	105	36	32	32	...	2	2	2	19	8500	5.8	15	50	4.3	...	6	
9...	47	14	10	10	...	2	2	2	10	8500	4.9	4	
10...	38	15	13	13	...	2	2	9	9500	5.0	6	55	4.0	
11...	39	12	9	9	...	2	2	1	10	9000	5.1	2	
12...	35	11	9	9	...	2	2	5	10000	7.4	6	69	5.0	
13...	56	29	23	23	...	3	3	3	20	12000	5.3	7	60	4.9	
14...	57	25	18	18	...	5	5	2	11	9500	5.5	11	59	4.5	
15...	21	9	1	1	...	6	6	4	4	
16...	79	28	2	2	...	21	21	5	21	9000	5.6	5	80	4.6	1	2
17...	61	24	6	6	...	13	13	5	16	9000	5.0	6	38	3.7	1	2	
18...	56	20	5	5	...	15	15	15	9500	5.6	5	60	4.2	...	2	
19...	109	34	16	16	...	18	18	22	9000	5.1	11	107	4.1	...	6	
20...	76	23	23	23	19	12000	5.5	4	
21...	56	22	22	22	17	13500	6.4	4	
22...	72	25	25	25	20	14000	6.1	5	76	4.4	
23...	125	40	39	39	...	1	1	27	20000	6.2	13	91	4.5	
24...	44	16	16	16	13	13500	5.8	1	1	
25...	54	15	15	15	15	20000	6.9	
26...	20	8	8	8	7	25000	6.3	1	
27...	215	60	60	60	51	19500	6.5	8	99	5.3	...	1	
28...	159	54	53	53	...	1	1	43	13000	5.7	8	66	5.3	...	1	
29...	119	42	41	41	...	1	1	28	15500	5.3	13	58	4.2	...	2	
30...	104	30	30	30	25	19500	6.4	3	
31...	73	24	24	24	23	26000	7.3	1	1	
32...	103	30	30	30	25	23000	6.6	5	99	4.4	...	2	
33...	95	31	30	30	...	1	1	29	15500	5.5	1	
34...	39	11	11	11	9	10000	4.6	2	
35...	53	12	12	12	11	11500	5.1	1	1	
36...	110	34	34	34	28	18000	6.2	6	95	4.7	
37...	109	32	32	32	32	20000	6.8	
38...	23	6	6	6	6	36000	9.0	
39...	60	18	18	17	1	17	21000	6.8	
40...	35	9	9	9	7	19500	6.3	1	
41...	53	12	12	12	8	18000	6.4	4	1	
42...	1	1	
43...	9	2	
44...	8	2	
45...	55	18	10	10	...	5	4	1	3	...	12	15500	6.1	5	...	4.2	...	3	
46...	150	38	35	35	...	2	2	27	15000	5.5	10	78	4.8	...	8	
47...	271	71	70	70	1	59	16000	5.6	11	73	4.5	...	8	
48...	164	42	42	42	36	12000	5.4	5	77	4.2	...	7	
49...	191	57	43	43	...	11	11	3	52	13000	5.4	3	3	
50...	57	16	16	16	15	15000	6.3	1	1	
51...	48	16	14	14	...	2	2	15	13500	5.5	1	1	
52...	54	15	15	15	14	11500	5.2	1	
54...	95	31	28	28	...	3	3	28	13500	6.0	3	2	
55...	79	22	22	22	19	15500	5.3	3	
56...	182	55	54	53	1	1	1	39	15000	5.5	14	79	4.2	...	4	
57...	21	7	6	6	...	1	1	4	2	

City Block Characteristics

Table 2.—CHARACTERISTICS OF HOUSING UNITS, BY BLOCKS: 1960—Con.

[“Total population” contains no persons in group quarters unless preceded by asterisk; one asterisk (*) denotes less than 10 percent; two asterisks (**), 10 percent or more]

Blocks within block numbering areas	Total population	All housing units by condition and plumbing										Occupied housing units						
		Sound				Deteriorating				Dilapidated	Owner occupied			Renter occupied				
		Total	Total	With all plumbing facilities	Lacking some or all facilities	Total	With all plumbing facilities	Lacking some or all facilities	With flush toilet		No flush toilet	Total	Average value (dollars)	Average number of rooms	Total	Average contract rent (dollars)	Average number of rooms	Occupied by non-white
58...	79	30	23	23	...	5	5	2	20	12000	5.4	8	76	3.9	...	1
59...	39	14	14	14	11	14000	5.3	3	2
60...	69	19	19	19	17	14000	5.7	1
61...	55	19	19	19	13	13500	6.5	4
62...	61	22	21	21	1	19	11500	5.5	2	1
63...	34	13	13	13	9	10000	5.8	3	1
64...	49	14	14	14	12	10500	5.3	2	2
65...	73	20	20	20	20	11500	5.1	3
66...	44	18	18	18	13	11000	5.5	4
67...	151	44	44	44	31	21000	6.9	13	82	4.0	...	4
68...	110	41	41	40	1	32	16000	6.1	7	91	4.9	...	2
69...	71	24	24	24	21	11000	5.7	3
70...	73	24	11	11	...	11	11	2	24	13500	5.6	10	70	3.8
71...	87	25	16	16	...	9	9	20	12000	5.9	5	64	5.4	...	1
72...	67	21	11	11	...	6	6	4	18	12500	5.4	3	2
73...	65	23	14	14	...	9	9	20	11000	6.1	3
74...	61	22	9	9	...	11	11	2	19	10500	5.6	2	2
75...	26	11	11	11	5	10500	4.4	6	61	3.7
76...	83	25	20	20	...	4	4	1	19	11000	5.0	6	63	5.5	...	3
77...	74	26	17	17	...	8	8	1	19	12000	5.8	5	70	4.4	1	2
78...	67	26	12	12	...	14	14	16	12000	5.3	9	66	5.2
79...	39	12	3	3	...	5	5	4	10	9000	5.8	2
80...	43	13	4	4	...	6	6	3	10	8500	5.1	2
81...	20	8	2	2	...	4	4	2	6	7500	4.8	2
82...	57	21	9	9	...	10	8	2	...	2	13	9000	5.1	8	49	3.5	...	2
83...	35	13	6	6	...	7	7	10	8000	5.8	3	1
84...	44	12	3	3	...	5	5	4	9	7500	6.2	2
85...	31	12	2	2	...	7	7	3	8	6000	3.8	4	2
86...	54	17	2	2	...	9	9	6	14	8000	5.6	3
87...	57	16	13	13	...	1	1	2	10	9000	5.4	5	47	3.8	...	3
88...	56	23	16	16	...	3	3	4	14	8500	5.1	6	48	4.5	...	3
89...	78	24	22	22	...	2	2	18	8500	5.2	6	53	4.3	...	1
90...	39	11	7	7	...	4	4	7	7500	4.9	2	1
91...	33	16	15	15	4	1	14	8500	5.6	1	2
92...	44	20	16	16	...	4	4	18	8500	5.2	2	1
93...	80	29	23	22	1	6	6	20	7500	5.4	8	54	3.9	...	3
94...	49	12	12	12	11	9000	6.2	1	1
95...	206	72	63	63	...	8	8	1	46	9000	5.1	23	57	4.2	...	2
96...	61	26	23	23	...	2	2	1	15	9500	4.9	11	65	4.4
97...	76	30	24	24	...	6	6	21	8500	5.0	7	59	4.4	...	1
98...	277	95	91	91	...	3	3	1	67	10000	5.3	25	56	4.2	...	3
99...	38	18	15	15	...	2	2	1	8	8500	4.4	9	50	3.7
100...	63	22	17	15	2	5	5	16	8500	4.7	6	46	3.2	...	4
101...	66	24	21	21	...	2	2	1	16	9000	4.7	8	52	4.8
102...	39	15	15	13	2	11	8000	6.0	2	1
103...	48	21	15	15	...	5	4	1	11	8000	4.5	5	56	3.8	...	2
104...	67	24	23	23	...	1	1	15	7500	5.3	9	49	3.1	...	1
105...	58	23	19	18	1	4	4	10	8500	5.3	10	51	4.0	...	2
106...	55	18	13	12	1	4	4	1	12	8000	5.5	4	2
107...	45	14	11	11	...	3	3	8	6000	4.6	6	54	4.5
108...	30	17	16	16	...	1	1	14	7500	5.2	1	1
109...	46	17	14	14	...	3	3	12	6000	5.0	4
110...	39	10	10	10	8	11500	5.8	2
111...	42	22	20	20	...	2	2	11	8000	5.2	4	2
112...	65	20	19	19	...	1	1	18	10000	5.8	1
113...	75	26	20	20	...	6	6	19	9000	4.9	7	47	3.7	...	2
114...	53	21	17	17	...	4	4	12	9000	5.3	8	59	4.3
116...	33	11	11	11	10	7500	5.0	1	1
117...	30	11	10	10	...	1	1	9	7500	4.8	2
118...	21	9	7	7	...	2	2	7	9000	5.1	2
119...	46	14	11	11	...	3	3	8	7500	4.6	6	50	3.8	...	2
120...	121	44	42	42	...	2	2	29	8000	4.4	14	62	4.6	...	3
121...	56	15	11	11	...	4	4	8	9000	5.9	7	57	4.4	...	1
122...	33	11	11	10	1	9	11000	5.2	1	2
123...	64	18	17	17	...	1	1	15	11000	5.0	2	1
124...	67	28	27	27	...	1	1	15	8500	5.3	12	39	2.8	...	1
125...	48	20	18	18	...	2	2	15	5500	4.9	4	1
126...	40	15	13	13	...	2	2	11	6500	4.9	3	4
127...	31	12	12	12	9	7500	5.2	1
128...	51	14	12	12	...	2	2	7	6500	4.1	7	52	5.3	...	4
129...	60	14	13	13	...	1	1	11	6500	5.1	2	5
130...	49	15	15	15	8	9000	4.5	6	59	4.2	...	1
131...	41	15	11	11	...	1	1	3	8	12000	5.4	6	45	4.0	...	1
132...	40	12	12	12	10	11500	4.9	1	2
133...	62	17	17	17	14	11000	5.6	3	1
134...	62	21	18	18	...	1	1	2	14	9000	5.1	5	43	4.2	...	1
135...	48	16	13	13	...	3	3	13	9500	5.1	3	2
136...	71	24	15	15	...	9	9	17	8500	4.8	5	54	4.4	...	3
137...	67	17	16	16	...	1	1	14	12000	5.8	3	4
138...	67	19	14	14	...	5	5	11	11000	4.5	8	56	4.4
139...	140	40	35	35	...	5	5	33	9500	5.2	6	52	4.2	...	4
140...	72	19	14	14	...	5	4	1	15	8000	4.9	4	2
141...	42	14	14	14	12	11000	5.5	2
142...	31	13	12	12	...	1	1	9	10000	4.8	4	2
143...	37	10	9	9	...	1	1	8	10000	5.1	2	1
144...	22	8	8	8	6	12000	6.7	2	2
145...	35	12	10	10	...	2	2	8	10000	5.0	4

Table 2.—CHARACTERISTICS OF HOUSING UNITS, BY BLOCKS: 1960—Con.

["Total population" contains no persons in group quarters unless preceded by asterisk: one asterisk (*) denotes less than 10 percent; two asterisks (**), 10 percent or more]

Blocks within block numbering areas	All housing units by condition and plumbing										Occupied housing units							
	Total population	Sound				Deteriorating				Dilapidated	Owner occupied			Renter occupied			1.01 or more persons per room	
		Total	Total	With all plumbing facilities	Lacking some or all facilities	Total	With all plumbing facilities	Lacking some or all facilities			Total	Average value (dollars)	Average number of rooms	Total	Average contract rent (dollars)	Average number of rooms		Occupied by non-white
								With flush toilet	No flush toilet									
146...	42	11	8	8	...	3	3	11	10500	6.1	1
148...	59	19	16	16	...	3	3	15	10000	5.5	1
149...	32	15	14	14	...	1	1	9	8500	4.4	1
150...	42	16	15	15	...	1	1	11	11000	5.6	...	51	4.2	...	1
151...	*235	69	59	59	...	9	8	1	58	11500	5.2	10	55	4.6	...	5
152...	57	19	15	15	...	4	4	14	8500	4.9	3	2
153...	30	9	9	9	6	12500	6.2	2	3
155...	86	19	19	19	16	12000	5.4	3	5
156...	66	19	14	14	...	2	2	12	11000	5.3	4	3
157...	44	14	10	10	...	4	4	11	8000	5.6	3	1	2
158...	19	8	8	8	7	9500	5.4	1
159...	103	38	36	36	...	2	2	24	9500	5.3	13	51	4.2	...	2
160...	118	42	39	39	...	3	3	34	8000	5.1	7	56	4.1	...	2
161...	63	20	20	20	17	9000	4.5	3	1
162...	89	28	28	27	1	22	9500	4.8	6	79	5.0
163...	37	12	11	11	...	1	1	10	10500	4.9	2
164...	68	22	19	19	...	3	3	17	8500	5.0	5	49	5.0	...	2
165...	100	25	24	24	...	1	1	22	11500	5.0	3	3
166...	76	18	15	15	...	3	3	16	11500	5.1	2	4
167...	19	7	7	7	4	3
168...	58	21	19	19	...	2	2	14	9000	4.9	5	65	4.2	...	2
169...	54	19	15	15	...	4	3	1	11	8000	4.8	7	61	4.3	1	...
170...	45	15	13	13	...	2	2	11	10500	4.8	4	1
171...	70	21	16	16	...	5	5	19	10500	5.2	2	1
172...	62	15	15	15	13	12000	6.6	1	2
173...	73	19	19	19	14	10500	5.6	5	70	4.6	...	2
174...	83	23	23	23	19	7500	4.5	3	4
175...	67	18	17	17	...	1	1	14	7000	4.9	3	4
176...	52	16	14	14	...	2	2	9	7000	4.9	5	52	3.8	...	3
177...	30	13	9	9	...	4	4	9	7000	5.0	3
178...	76	19	18	18	...	1	1	15	8000	5.1	4	4
179...	60	15	15	15	10	8500	5.2	4	4
180...	64	17	17	17	17	10500	4.9	1
181...	64	19	19	19	16	10000	4.9	3	2
182...	67	19	19	19	17	10500	5.5	2	1
183...	43	18	17	17	...	1	1	10	10500	4.7	7	71	4.7	...	2
184...	67	22	21	21	...	1	1	17	12500	5.2	2	2
186...	80	22	21	21	...	1	1	16	12000	5.3	6	67	4.0	...	2
187...	58	20	20	20	14	13000	4.9	5	68	3.4	...	1
188...	64	19	19	19	15	11500	5.2	3	1
189...	45	12	12	12	10	10000	5.0	1	3
190...	79	29	19	19	...	10	10	21	9500	4.9	5	39	3.2	1	3
191...	79	22	22	22	17	10000	4.8	4	3
192...	69	20	19	19	...	1	1	13	6500	4.7	6	47	4.5	...	5
193...	64	20	18	18	...	2	2	15	8500	4.7	3	2
194...	60	20	18	18	...	2	2	15	8500	4.5	4	2
195...	48	13	8	8	...	5	5	10	8500	4.8	3	2
196...	34	10	6	6	...	4	4	6	7000	4.7	4	3
197...	22	10	7	7	...	2	1	1	7	6000	5.1	1	2
198...	59	20	19	19	...	1	1	18	9000	4.6	2	2
199...	259	88	82	81	1	6	6	55	10000	5.1	29	55	4.4	...	10
200...	4	2	12	10500	5.2	6	56	4.3	...	1
201...	65	18	18	18	7	10500	5.6	2	1
202...	31	10	10	10	13	11000	5.6	1
203...	58	13	13	13	3	2	1
205...	10	5	5	5	5	10500	5.6	1	1
207...	*39	7	6	6	...	1	1	16	15500	5.6	1	1
208...	62	17	17	17	11	11500	5.7	2	1
209...	45	15	15	13	2	4	1	1
210...	16	5	5	5	1
211...	6	3	3	1
212...	14	6	6	6
214...	14	4
215...	54	20	17	15	2	3	3	13	8500	4.4	6	49	3.7	...	3
216...	88	32	29	29	...	3	3	27	8000	4.8	4	1
217...	95	29	27	27	...	2	2	23	8500	5.0	6	53	4.0	...	2
218...	103	31	28	28	...	3	3	17	8000	4.5	13	53	4.0	...	5
219...	70	23	21	21	...	2	2	12	11000	5.0	7	68	4.9	...	3
220...	56	16	16	16	15	11000	5.1	1	1
221...	55	21	21	21	16	9500	4.6	2
222...	66	20	20	20	14	9500	4.7	5	62	4.6	...	1
223...	71	27	20	20	...	7	7	19	8000	5.3	4	3
224...	52	15	7	7	...	4	4	11	7000	4.7	3	2
225...	68	16	13	13	...	3	3	11	10000	5.6	5	54	4.2	...	2
226...	83	20	20	20	16	12500	5.0	4	3
227...	60	20	20	20	16	10000	4.8	2	4
228...	64	17	15	15	...	1	...	1	16	8500	5.2	1	5
230...	76	20	20	20	16	10500	5.3	4	4
231...	83	18	18	18	17	14000	5.8	2
232...	75	20	20	20	17	11500	5.4	2	1
233...	67	24	23	23	...	1	1	19	11500	5.1	5	65	3.6	...	2
234...	53	17	17	17	12	11000	5.3	4	1
235...	137	38	38	38	31	9500	5.0	7	65	4.9	...	6
236...	53	20	20	20	12	10500	5.4	7	53	2.9	...	1
237...	54	16	15	15	...	1	1	8	11000	4.8	7	65	4.4	...	4
238...	53	13	13	13	12	10500	4.8	1	1
240...	81	19	19	19	15	11500	5.9	4	3

City Block Characteristics

Table 2.—CHARACTERISTICS OF HOUSING UNITS, BY BLOCKS: 1960—Con.

["Total population" contains no persons in group quarters unless preceded by asterisk; one asterisk (*) denotes less than 10 percent; two asterisks (**), 10 percent or more]

Blocks within block numbering areas	Total population	All housing units by condition and plumbing								Occupied housing units									
		Total	Sound			Deteriorating				Dilapidated	Owner occupied			Renter occupied			Occupied by non-white	1.01 or more persons per room	
			Total	With all plumbing facilities	Lacking some or all facilities	Total	With all plumbing facilities	Lacking some or all facilities			Total	Average value (dollars)	Average number of rooms	Total	Average contract rent (dollars)	Average number of rooms			
								With flush toilet	No flush toilet										
241...	45	14	13	13	...	1	1	12	10500	5.7	1
242...	52	15	15	15	12	8000	5.1	3	1
244...	4	1
246...	15	5	5	5	2	3	1

U.S. CENSUS OF HOUSING: 1960

Series HC(3)-409

CITY BLOCKS

Charleston, W. Va.

Prepared under the supervision of
WAYNE F. DAUGHERTY, Chief
Housing Division




U.S. DEPARTMENT OF COMMERCE

Luther H. Hodges, Secretary

BUREAU OF THE CENSUS

Richard M. Scammon, Director (From May 1, 1961)

Robert W. Burgess, Director (To March 3, 1961)





BUREAU OF THE CENSUS

RICHARD M. SCAMMON, *Director* (From May 4, 1961)

ROBERT W. BURGESS, *Director* (To March 3, 1961)

A. ROSS ECKLER, *Deputy Director*
HOWARD C. GRIEVES, *Assistant Director*
CONRAD TAEUBER, *Assistant Director*
MORRIS H. HANSEN, *Assistant Director for Statistical Standards*
CHARLES B. LAWRENCE, JR., *Assistant Director for Operations*
WALTER L. KEHRES, *Assistant Director for Administration*
CALVERT L. DEDRICK, *Chief, International Statistical Programs Office*
A. W. VON STRUVE, *Acting Public Information Officer*

Housing Division—

WAYNE F. DAUGHERTY, *Chief*
DANIEL B. RATHBUN, *Assistant Chief*
BRULAH WASHBAUGH, *Special Assistant*
MILTON D. LIBBERMAN, *Chief, Coordination and Research*

Decennial Operations Division—GLEN S. TAYLOR, *Chief*
Electronic Systems Division—ROBERT F. DRURY, *Chief*
Field Division—JEFFERSON D. McPIKE, *Chief*
Geography Division—WILLIAM T. FAY, *Chief*
Population Division—HOWARD G. BRUNSMAN, *Chief*
Statistical Methods Division—JOSEPH STEINBERG, *Chief*

Library of Congress Card Number: A61-9347

SUGGESTED CITATION.

U.S. Bureau of the Census. *U.S. Census of Housing: 1960. Vol. III, City Blocks.*
Series HC(3), No. 409.
U.S. Government Printing Office, Washington, D.C., 1961.

For sale by the Superintendent of Documents, U.S. Government Printing Office, Washington 25, D.C.
or any of the Field Offices of the Department of Commerce — Price 25 cents.

Table 1.—CHARACTERISTICS OF HOUSING UNITS, FOR THE CITY: 1960

Subject	Number	Percent	Subject	Number	Percent
All housing units	28,603	100.0	Occupied housing units—Con.		
CONDITION AND PLUMBING			COLOR		
Sound	22,838	79.8	White	24,907	91.3
With all plumbing facilities	21,810	76.3	Nonwhite	2,379	8.7
Lacking some or all facilities	1,028	3.6	PERSONS PER ROOM		
Deteriorating	4,248	14.9	1.00 or less	24,653	90.4
With all plumbing facilities	3,386	11.8	1.01 or more	2,633	9.6
Lacking some or all facilities	862	3.0	AVERAGE NUMBER OF ROOMS		
With flush toilet	695	2.4	Owner occupied	6.0	...
No flush toilet	167	0.6	Renter occupied	4.0	...
Dilapidated	1,517	5.3	VALUE AND RENT		
Occupied housing units	27,286	100.0	Average value	17,100	...
TENURE			Average contract rent	58	...
Owner occupied	13,080	47.9			
Renter occupied	14,206	52.1			

NOTE.—On the map for Charleston approximately 920 blocks are identified.

Table 2.—CHARACTERISTICS OF HOUSING UNITS, BY BLOCKS: 1960

["Total population" contains no persons in group quarters unless preceded by asterisk; one asterisk (*) denotes less than 10 percent; two asterisks (**), 10 percent or more]

Blocks within block numbering areas	Total population	All housing units by condition and plumbing									Occupied housing units							
		Total	Sound			Deteriorating			Dilapidated	Owner occupied			Renter occupied			Occupied by non-white	1.01 or more persons per room	
			Total	With all plumbing facilities	Lacking some or all facilities	Total	With all plumbing facilities	Lacking some or all facilities		Total	Average value (dollars)	Average number of rooms	Total	Average contract rent (dollars)	Average number of rooms			
A.....	*31306	18038	8214	7977	237	1366	1149	147	70	458	4758	13000	5.7	4822	51	4.2	203	1097
1....	56	21	19	19	2	12	13000	5.4	9	50	4.4	...	1
2....	628	173	126	121	5	21	18	1	2	26	97	9500	5.3	70	41	4.2	...	32
3....	27	7	5	5	...	1	1	1	7	6500	4.4	2
4....	44	10	10	10	10	8000	4.5	4
5....	644	174	131	118	13	13	10	3	...	30	120	8500	5.2	48	35	3.9	1	31
6....	26	7	6	6	...	1	1	5	7500	4.8	2
7....	777	191	102	97	5	73	53	6	14	16	128	5500	4.7	55	31	4.1	...	64
8....	532	151	143	138	5	8	7	1	90	9500	5.3	50	40	4.2	...	27
9....	16	6	6	6	5	21000	5.6
10....	208	63	62	61	1	1	57	17500	5.8	5	83	6.2
11....	51	14	12	12	...	2	2	10	14500	6.0	3	1
12....	26	7	6	6	...	1	1	5	13500	4.6	2
13....	81	22	13	13	...	9	9	9	9500	5.3	12	45	5.0	...	4
14....	82	25	24	24	...	1	1	21	14500	5.9	4
15....	35	12	10	10	...	2	2	10	14000	5.6	1	6
16....	270	84	68	68	...	14	14	2	57	11500	5.6	22	52	4.8	...	6
17....	78	27	27	27	14	11000	5.6	13	60	5.3	...	1
18....	106	31	22	20	2	7	7	2	14	9500	5.4	16	58	4.5	...	3
19....	56	17	16	16	...	1	1	6	17000	6.2	10	48	4.5	...	3
20....	18	8	8	8	4	4
21....	111	42	37	37	...	2	2	3	22	13000	5.7	18	50	4.6	...	1
22....	88	32	30	30	...	2	2	15	10000	5.9	16	59	4.1	...	2
23....	128	44	40	40	...	3	3	1	13	12000	6.2	27	54	3.9	...	5
24....	73	25	23	23	...	2	2	18	14500	5.8	7	...	4.6	...	2
25....	87	26	21	21	...	4	4	1	11	14500	6.1	14	61	4.7	...	3
26....	47	16	14	14	...	2	2	5	...	5.2	10	67	5.4
27....	102	35	33	33	...	2	2	14	11000	5.6	17	61	5.1	...	2
28....	84	30	19	19	...	9	9	2	16	11500	5.4	14	51	4.4
29....	82	21	21	21	11	8000	5.3	9	51	5.4	...	4
30....	96	26	24	20	4	2	2	19	9500	5.4	6	48	5.2	...	3
31....	29	8	8	8	8	15500	5.9
32....	82	20	20	20	17	15500	6.2	3	1
38....	455	135	130	130	...	4	4	1	94	17500	6.1	33	62	4.5	...	7
39....	31	9	9	9	8	13000	5.9	1
43....	172	65	64	64	...	1	1	28	22000	7.3	34	83	4.0	...	1
44....	2521	709	478	433	45	107	76	7	24	124	460	9500	5.0	216	39	4.0	27	163
45....	88	35	35	35	30	25000	6.7	3
46....	29	11	9	9	...	2	2	6	12500	5.0	5	...	4.4	1	...
47....	89	22	15	14	1	6	2	...	4	1	13	7500	5.8	9	33	4.4	...	3
48....	77	24	21	16	5	3	2	1	9	6000	5.1	12	33	3.8	...	5
49....	44	12	8	8	...	3	2	...	1	1	7	6000	4.6	5	...	4.4	...	3
50....	83	24	21	18	3	2	2	1	13	6000	5.3	11	41	4.0	...	4
51....	8
52....	13	3
53....	170	43	18	17	1	10	6	2	15	16	21	5500	4.7	24	36	3.9	...	15
54....	160	35	16	12	4	9	4	3	2	10	21	4500	4.6	13	112	4.0	1	16
55....	14	4
61....	1998	541	341	337	4	163	137	16	10	37	258	9000	5.3	260	42	4.1	56	111
62....	147	38	29	27	2	9	3	5	1	...	11	...	4.8	26	31	3.7	...	8
63....	109	27	24	20	4	3	3	15	5000	5.1	11	34	3.7	...	8
64....	340	96	77	77	...	16	15	1	...	3	70	11500	5.9	20	55	4.5	9	9

City Block Characteristics

Table 2.—CHARACTERISTICS OF HOUSING UNITS, BY BLOCKS: 1960—Con.

["Total population" contains no persons in group quarters unless preceded by asterisk: one asterisk (*) denotes less than 10 percent; two asterisks (**), 10 percent or more]

Blocks within block numbering areas	Total population	All housing units by condition and plumbing									Occupied housing units							
		Total	Sound			Deteriorating			Dilapidated	Owner occupied			Renter occupied			Occupied by non-white	1.01 or more persons per room	
			Total	With all plumbing facilities	Lacking some or all facilities	Total	With all plumbing facilities	Lacking some or all facilities		Total	Average value (dollars)	Average number of rooms	Total	Average contract rent (dollars)	Average number of rooms			
							With flush toilet	No flush toilet										
65...	325	99	92	91	1	7	6	...	1	...	81	19000	6.1	12	85	5.2	...	3
66...	50	14	14	14	13	31000	7.2	1
67...	66	20	20	20	16	24000	6.9	1
68...	115	35	35	35	29	27000	7.2	4
69...	*80	26	26	26	23	22000	6.7	3
70...	43	12	12	12	9	13500	5.1	3
71...	44	10	10	10	10	9500	6.1
72...	43	14	13	13	...	1	1	8	9500	5.6	6	49	3.8
73...	552	165	115	115	...	38	38	12	74	11500	5.8	82	42	4.5	4	23
74...	96	32	26	24	2	6	2	4	10	7000	4.8	19	39	3.7	...	7
75...	105	35	33	31	2	2	2	11	10000	5.2	19	53	4.6	...	3
76...	113	40	39	39	...	1	1	15	9500	5.6	24	53	4.6	...	3
77...	32	12	12	10	2	6	13000	6.0	6	57	4.2	...	1
78...	111	42	36	33	3	6	4	2	9	9000	5.8	30	49	4.5	...	4
79...	219	80	74	70	4	6	6	29	12000	5.1	44	45	4.3	...	6
80...	202	63	31	30	1	16	12	4	...	16	13	9000	5.9	47	36	3.7	...	17
81...	100	34	24	21	3	9	9	1	11	7500	5.1	20	45	4.2	...	3
82...	82	29	22	22	...	5	5	11	12500	6.2	15	41	5.0	...	3
83...	116	44	30	29	1	13	12	1	...	1	16	9500	5.2	27	50	4.6	...	1
84...	164	64	54	54	...	4	4	6	17	8500	5.9	41	52	4.2	...	4
85...	72	21	19	19	...	2	2	14	13500	5.6	7	58	5.1	...	2
86...	80	29	22	22	...	7	7	11	9500	5.8	14	45	4.6	...	3
87...	45	15	13	13	...	2	2	9	12500	5.9	5	...	4.6	...	2
88...	256	88	83	83	...	5	5	51	9500	5.8	33	48	4.5	...	3
89...	89	26	24	24	...	2	2	19	13000	6.3	7	61	4.6	...	1
90...	36	13	12	12	...	1	1	12	8000	5.3	1	1
91...	84	24	22	21	1	2	2	11	11000	6.5	11	52	4.8	...	2
92...	51	17	15	14	1	2	2	7	9500	5.7	10	50	4.5	...	1
93...	193	65	64	63	1	1	1	33	18500	6.4	29	90	4.7	1	2
94...	45	19	19	19	18	27000	6.9
95...	53	20	20	20	12	31000	7.9	6	90	6.2
96...	33	14	14	14	12	30000	7.1	2
97...	60	18	18	18	18	29000	6.8	1
98...	50	16	16	16	13	21000	6.2	3
99...	49	17	17	17	10	19000	5.9	7	71	4.7
100...	*112	38	38	38	17	15500	5.6	15	77	4.7	...	1
101...	116	28	13	12	1	12	8	...	4	3	18	5000	5.7	8	27	4.0	11	9
102...	164	56	56	56	4	52	37	3.8	...	7
103...	248	70	70	70	67	43	4.1	...	11
104...	643	112	112	112	110	43	5.4	6	46
105...	125	36	35	35	...	1	1	33	12500	5.8	2	2
107...	394	132	108	108	...	20	17	3	...	4	84	13000	5.5	43	102	4.5	1	5
108...	505	175	173	173	...	2	2	4	168	36	3.7	...	20
109...	30	11	11	11	10	15000	6.5	1
110...	199	74	58	57	1	13	12	1	...	3	33	9500	5.6	36	44	4.1	...	5
111...	162	49	34	32	2	14	14	1	23	7000	5.7	23	47	4.2	...	5
112...	160	54	42	42	...	8	5	3	...	4	17	7000	5.5	29	45	4.4	1	5
113...	146	42	36	36	...	6	6	18	5500	5.2	24	48	5.1	...	3
114...	68	23	21	21	...	2	2	16	9000	5.6	7	54	4.7	...	1
115...	169	41	24	22	2	13	10	1	2	4	28	6000	5.4	9	35	4.4	13	12
116...	31	9	6	6	...	3	3	8	7500	5.5	1	1
117...	116	36	33	33	...	3	3	24	10000	5.3	8	50	4.6	3	3
118...	97	37	33	31	2	4	2	1	...	1	...	8500	4.9	17	45	4.7	5	...
119...	66	21	21	21	10	9500	5.6	10	40	4.4	...	2
120...	75	21	17	17	...	4	4	11	8000	5.1	10	45	4.0	...	4
121...	44	15	15	15	12	11500	5.6	3
122...	43	18	18	18	12	13500	6.1	6	68	4.3
123...	42	13	12	12	...	1	1	10	14000	6.0	2	1
124...	37	12	11	11	...	1	1	10	13000	5.5	1	1
125...	52	19	19	18	1	10	11500	5.8	8	57	4.4
126...	118	35	35	35	21	10000	5.8	14	58	3.9	...	3
127...	101	33	33	33	21	12000	6.1	12	63	5.1	...	2
128...	60	19	18	18	...	1	1	12	13500	6.1	7	68	5.6	...	1
129...	72	22	20	20	...	2	2	17	14000	5.9	5	...	4.8
130...	68	20	20	20	15	17000	6.3	4
131...	88	27	26	26	...	1	1	25	22000	6.5	2
132...	33	13	12	12	...	1	1	10	15500	6.8	2
133...	60	19	16	16	...	3	3	14	14500	6.4	5	61	4.0	...	1
134...	69	21	18	18	...	3	3	13	14000	6.3	7	77	6.0
135...	69	24	24	24	17	22000	6.8	6	75	4.2
136...	69	26	25	25	...	1	1	16	22000	6.3	9	85	4.7
137...	69	27	27	27	21	22000	6.4	5	73	4.0
138...	159	50	49	49	...	1	1	42	20000	6.4	8	74	5.0
139...	139	50	48	48	...	2	2	30	16000	6.2	19	81	5.0
140...	69	25	25	25	22	33000	7.7	2	1
141...	83	33	32	32	...	1	1	20	23000	5.9	13	79	4.4	...	1
142...	105	44	43	43	...	1	1	18	29000	7.9	23	84	4.4
143...	138	46	46	45	1	30	30000	7.3	13	82	5.1
144...	80	25	24	24	...	1	1	19	23000	7.0	6	88	4.7
145...	58	17	17	17	17	28000	7.5
146...	153	55	26	26	...	24	24	5	22	9000	5.4	31	51	3.8	...	5
147...	58	17	13	13	...	4	4	6	...	6.0	11	62	4.3	...	1
148...	80	24	17	17	...	7	7	13	11000	6.8	10	49	5.0
149...	21	9	9	9	8	19000	6.4	1
150...	*312	101	93	93	...	5	3	2	...	3	66	17500	6.1	33	44	4.5	...	3
151...	209	71	70	70	...	1	1	38	11500	5.9	28	54	4.3
152...	32	11	11	11	5	26000	6.8	5	...	3.6

Table 2.—CHARACTERISTICS OF HOUSING UNITS, BY BLOCKS, 1960—Con.

["Total population" contains no persons in group quarters unless preceded by asterisk: one asterisk (*) denotes less than 10 percent; two asterisks (**), 10 percent or more]

Blocks within block numbering areas	Total population	All housing units by condition and plumbing								Occupied housing units								
		Sound				Deteriorating				Dilapidated	Owner occupied			Renter occupied			Occupied by non-white	1.01 or more persons per room
		Total	With all plumbing facilities	Lacking some or all facilities	Total	With all plumbing facilities	Lacking some or all facilities		Total		Average value (dollars)	Average number of rooms	Total	Average contract rent (dollars)	Average number of rooms			
							With flush toilet	No flush toilet										
153...	274	96	58	58	...	14	12	2	...	24	28	13000	6.1	64	50	3.5	...	12
154...	102	38	29	28	1	6	6	3	19	13500	5.4	17	58	3.7	...	2
155...	24	9	9	9	8	36000	6.5	1
156...	77	32	30	30	...	2	2	17	15500	5.4	13	59	4.0	...	1
159...	150	42	42	42	24	18500	6.4	16	83	5.3	...	1
160...	17	9	9	9	5	...	7.6	3
161...	73	27	26	26	...	1	1	15	15000	6.9	11	83	4.8
162...	62	20	20	20	12	13500	6.4	8	62	5.4
163...	165	30	50	50	28	11000	6.0	21	64	4.4
164...	84	33	32	32	...	1	1	16	10000	5.3	13	58	3.8	...	2
165...	75	30	30	30	21	13500	5.6	7	63	5.3
166...	244	86	78	78	...	8	7	1	32	7500	5.4	50	49	4.0	...	12
167...	80	32	29	29	...	3	1	2	17	10000	5.6	14	46	4.2	...	1
168...	172	50	40	40	...	10	10	22	6500	5.1	26	42	4.4	1	8
169...	127	49	44	40	4	5	5	27	8000	5.0	19	41	4.1	...	4
170...	32	11	6	6	...	4	4	1	9500	5.8	4	1	2
171...	113	37	17	17	...	19	15	4	...	1	10	6000	5.1	25	41	4.4	...	3
172...	156	58	37	37	...	11	9	2	...	10	15	9000	5.4	34	44	4.4	...	6
173...	1
174...	167	54	48	39	9	6	6	12	12000	5.8	41	39	3.9	6	6
175...	89	32	28	26	2	4	2	2	11	10500	5.3	21	39	4.0	...	3
176...	127	40	38	35	3	2	2	11	9000	5.0	28	39	4.3	...	8
177...	*84	20	16	13	3	4	2	2	3	15	44	4.7	...	4
178...	74	31	29	29	...	2	9	10500	4.7	16	46	4.0	...	3
179...	31	11	11	9	2	5	16500	6.2	6	48	5.0	...	1
180...	67	28	24	22	2	4	3	1	13	12000	4.9	13	50	4.5	...	2
181...	23	7	7	5	2	3	4	1
182...	68	21	21	21	5	14000	5.4	16	61	4.4	...	3
183...	51	19	18	18	...	1	1	6	12500	6.2	11	65	4.0	...	2
184...	128	40	16	16	...	20	19	1	...	4	10	7000	4.4	28	46	4.1	...	7
185...	46	15	1	1	...	11	11	3	1	13	32	3.5	...	2
186...	126	47	19	19	...	28	20	8	6	12000	7.5	37	52	3.6	...	10
187...	122	48	27	27	...	16	12	4	...	5	13	15000	6.5	33	45	3.3	...	8
188...	154	56	40	38	2	11	11	11	10500	5.4	44	46	4.0	...	6
189...	187	81	69	69	...	8	8	5	22	14000	5.5	55	55	3.9	...	5
190...	131	52	49	49	...	3	3	19	13000	5.8	31	58	4.5
191...	90	31	23	23	...	8	8	13	11000	6.0	14	44	4.6	...	4
192...	47	16	14	13	1	2	2	10	10000	6.4	6	42	3.2
193...	90	31	24	22	2	6	5	1	...	1	7	15000	6.4	24	82	4.0	...	2
194...	*108	32	29	29	...	2	2	1	9	13500	5.8	22	49	4.8	...	2
195...	*159	62	46	41	5	9	8	1	...	7	13	11000	5.2	47	46	3.9	...	6
196...	134	47	39	39	...	7	7	6	13000	5.7	39	53	4.5	...	4
197...	*106	33	19	19	...	14	14	6	18500	7.5	26	45	4.1	...	3
198...	*144	48	27	27	...	15	12	3	...	6	7	15500	6.1	36	45	3.9	...	7
199...	91	31	21	21	...	9	9	1	6	11000	6.2	22	51	4.5	1	3
200...	*54	23	14	12	2	9	7	2	4	18	50	3.4
201...	48	20	18	18	...	2	2	9	14500	6.2	11	47	3.8
202...	78	26	19	19	...	7	6	1	6	14000	5.5	20	58	4.3	...	2
203...	106	44	40	40	...	4	4	10	14000	6.5	33	54	4.2	...	1
204...	1
205...	160	67	53	52	1	14	14	25	14000	6.5	40	49	4.3
206...	174	79	65	63	2	10	6	4	...	4	28	13000	6.0	48	55	3.7	...	3
207...	4	4
208...	49	20	17	17	...	3	3	4	15	57	4.5
209...	168	60	41	39	2	19	14	5	23	10500	5.0	36	66	3.9
210...	92	37	24	24	...	13	13	18	17000	5.9	17	84	4.6	...	7
211...	89	39	28	28	...	11	9	2	17	9500	5.2	21	49	3.5	...	2
212...	30	10	10	10	6	14000	5.3	4	1	1
213...	67	26	25	25	...	1	1	16	9000	5.2	10	49	4.6	3	1
214...	50	16	14	14	...	2	2	7	8500	5.6	9	45	4.8	1	2
215...	49	17	17	17	8	11500	5.9	9	56	4.9
216...	60	17	15	15	...	2	2	3	14	53	4.6	...	2
217...	28	9	8	8	...	1	1	8	51	4.9	...	1
218...	132	42	42	41	1	3	3	13	11000	5.6	28	48	4.4	1	3
219...	111	37	34	30	4	9	8500	5.3	25	42	4.4	...	5
220...	231	80	57	50	7	22	20	2	...	1	22	11000	5.0	54	48	3.5	9	11
222...	106	39	29	29	...	10	9	1	18	12000	5.3	19	50	4.6	5	2
223...	5	3
224...	185	54	22	22	...	19	17	2	...	13	23	9000	4.9	28	44	3.9	13	13
225...	84	32	32	30	2	16	7500	4.9	13	49	4.7	...	2
226...	*73	27	23	21	2	4	4	12	12500	6.2	14	49	3.5	...	2
227...	27	12	7	7	...	5	5	3	7	49	4.7	...	1
228...	93	35	34	32	2	1	1	17	11500	5.7	17	65	4.8	1	1
229...	*67	22	17	17	...	4	4	1	8	...	6.6	12	41	4.3	2	2
230...	95	35	34	30	4	1	1	22	12500	6.0	11	56	4.0	1	1
231...	114	38	38	38	22	15000	6.3	16	64	4.5	...	3
232...	107	42	40	40	...	2	2	13	14000	6.4	28	63	4.4	...	1
233...	108	38	31	31	...	7	4	3	15	15000	5.9	20	61	4.7
234...	66	29	18	18	...	11	8	3	7	...	5.3	22	47	3.2	...	3
235...	97	35	34	31	3	1	1	16	10500	4.7	17	53	4.2	1	1
236...	74	39	35	30	5	3	3	1	8	13500	6.9	26	56	3.8
237...	63	19	17	17	...	2	2	6	18000	7.7	12	69	5.3	...	1
238...	79	32	29	29	...	3	3	13	17000	6.1	19	62	3.9	...	1
239...	79	37	28	28	...	9	2	7	17	13000	5.9	17	61	3.9	...	1
240...	106	35	24	24	...	11	9	2	13	17000	6.4	22	60	4.3	...	2
241...	76	23	20	20	...	3	2	1	9	13000	6.1	13	71	4.5	1	1
242...	42	20	20	13	7	5	...	4.6	15	57	2.7

Table 2.—CHARACTERISTICS OF HOUSING UNITS, BY BLOCKS: 1960—Con.

["Total population" contains no persons in group quarters unless preceded by asterisk; one asterisk (*) denotes less than 10 percent; two asterisks (**), 10 percent or more]

Blocks within block numbering areas	Total population	All housing units by condition and plumbing									Occupied housing units							
		Sound				Deteriorating				Dilapidated	Owner occupied			Renter occupied			Occupied by non-white	1.01 or more persons per room
		Total	With all plumbing facilities	Lacking some or all facilities	Total	With all plumbing facilities	Lacking some or all facilities		Total		Average value (dollars)	Average number of rooms	Total	Average contract rent (dollars)	Average number of rooms			
							With flush toilet	No flush toilet										
81...	*96	30	8	8	...	20	20	2	1	25	48	4.8	1	4
82...	114	41	5	5	...	36	34	2	5	11500	6.0	36	46	4.2	19	6
83...	*143	44	6	6	...	36	24	12	...	2	4	40	40	3.9	27	9
84...	**185	57	56	47	9	1	1	12	9500	5.3	44	52	3.7	29	12
85...	**25	3
86...	*127	54	14	14	...	26	16	10	...	14	7	...	5.6	46	60	2.7	4	7
87...	77	32	6	6	...	22	12	10	...	4	5	12000	5.4	25	45	3.2	10	4
88...	29	16	9	5	4	...	7	1	15	40	2.3	8	1
89...	**108	45	24	12	12	21	3	18	...	4	4	41	35	1.6	38	10
90...	36	18	18	18	1	15	43	3.6	...	2
91...	5	3
92...	56	16	7	7	...	5	5	4	1	14	48	5.6	1	3
93...	**42	10	4	4	...	5	4	1	...	1	7	11000	7.4	3	5	1
94...	**100	34	1	1	...	20	20	13	5	...	7.2	26	43	4.4	21	3
95...	**130	35	1	1	...	9	8	1	...	25	5	...	6.8	28	34	3.4	31	7
96...	**126	40	1	1	...	10	3	7	...	29	1	38	38	2.8	35	9
97...	**253	45	7	7	...	20	20	18	3	40	44	3.5	43	13
98...	118	39	2	2	...	9	8	1	...	28	5	...	7.6	33	37	3.8	34	8
99...	**114	29	8	8	...	11	11	10	9	9000	6.1	18	36	4.2	27	5
100...	116	31	1	1	...	21	21	9	1	29	35	4.0	19	11
101...	121	56	34	29	5	21	14	7	...	1	6	11000	4.2	46	55	3.7	4	6
102...	**181	48	6	6	...	31	29	2	...	11	7	11000	6.4	40	63	4.1	45	4
103...	**162	352	327	325	2	25	25	12	11000	5.9	335	39	3.7	165	65
104...	*71	27	22	22	...	5	1	4	8	16500	5.3	16	45	3.6	5	5
105...	**47	14	11	11	...	3	1	2	5	11500	5.8	9	43	4.4	8	...
106...	74	26	16	15	1	10	7	3	4	21	34	4.5	25	3
107...	**135	26	1	1	...	1	1	24	7	9500	5.0	17	42	4.2	13	6
108...	**152	48	24	21	3	20	13	7	...	4	6	10500	6.0	40	84	3.1	20	7
109...	**63	21	17	10	7	3	3	1	3	16	45	4.2	2	2
110...	**135	51	24	19	5	23	14	9	...	4	3	43	56	3.6	2	7
111...	27	10	2	2	...	6	...	6	...	2	1	8	39	3.0	3	3
112...	5	2
113...	33	20	5	2	3	15	...	15	20	38	1.7	15	4
114...	40	26	19	3	15	1	7	2	24	37	1.4	23	3
115...	20	12	6	5	1	4	1	3	...	2	3	9	37	2.7	5	1
116...	**220	54	45	20	25	9	5	4	4	50	50	2.8	...	8
117...	144	72	45	30	15	27	6	21	4	62	48	2.8	...	10
118...	94	42	22	22	...	20	8	11	1	...	5	17500	7.0	34	45	3.8	...	2
119...	35	29	19	5	14	10	1	9	1	24	35	2.0	25	3
120...	*290	93	49	49	...	40	29	11	...	4	16	12500	6.3	76	45	4.2	92	15
121...	60	20	15	15	...	5	5	6	5000	5.3	14	41	4.3	19	2
122...	85	33	32	32	...	1	1	8	15000	7.4	25	66	4.8	3	1
123...	*86	32	32	32	9	19500	7.3	22	66	4.8
124...	101	47	47	47	10	16500	5.9	31	68	4.4	...	2
126...	*149	55	55	55	15	19500	7.5	37	66	4.9
127...	*255	95	95	94	1	27	19500	7.2	65	66	4.9	2	3
128...	139	62	59	59	...	3	3	15	18000	6.6	47	63	3.9
129...	197	76	71	70	1	5	5	18	17500	7.2	53	77	3.9	...	5
130...	90	47	41	38	3	6	6	11	15500	6.3	31	61	3.7	...	1
131...	62	25	22	22	3	22	59	4.8	...	1
132...	175	69	53	52	1	16	16	27	15500	6.1	40	62	4.1	2	2
133...	124	49	37	36	1	11	11	1	19	15000	6.1	28	62	4.2	2	2
134...	69	26	19	18	1	7	6	1	9	25000	7.7	16	60	4.3	...	3
135...	152	56	33	33	...	23	23	3	47	65	5.7	1	...
136...	135	45	12	12	...	14	14	19	19	10000	5.3	24	52	4.3	18	7
137...	33	11	3	3	...	3	3	5	5	...	4.8	6	52	4.2	4	2
138...	69	23	6	6	...	7	7	10	9	10000	5.7	12	52	4.3	9	3
139...	*92	28	8	8	...	8	8	12	11	10000	5.5	15	52	4.4	11	4
140...	88	30	9	8	1	8	8	13	12	10000	5.4	15	50	4.5	12	4
141...	1	1
144...	73	31	31	31	10	18000	6.3	19	65	5.2	...	1
145...	128	39	38	38	...	1	1	25	27000	7.9	13	91	6.2	3	1
146...	147	58	53	52	1	5	5	14	28000	8.0	44	76	4.6
147...	*83	25	22	22	...	3	3	13	28000	8.4	11	69	5.6	...	1
148...	57	23	22	22	...	1	1	9	33000	8.6	12	99	5.6
149...	55	22	22	22	12	31000	8.9	9	90	6.4
150...	34	8	3	3	...	5	4	1	4	8	66	6.3	...	1
152...	45	18	15	13	2	3	3	4	13	64	4.5
153...	71	27	24	24	...	3	3	11	25000	8.5	14	90	5.6
154...	100	43	43	43	18	21000	6.9	25	69	4.2
155...	159	79	74	74	...	4	4	1	9	18500	7.2	62	72	4.4	6	2
156...	*517	200	185	179	6	15	15	52	20000	7.2	142	66	4.4	6	5
157...	*463	190	184	184	6	6	6	76	21000	8.4	104	81	4.9	...	1
158...	**129	59	50	43	7	9	8	1	7	...	7.1	49	56	4.0	2	2
160...	**74	23	19	19	...	4	4	6	18500	7.0	17	83	4.8	4	1
161...	*37	10	10	10	5	21000	8.0	5	...	4.2	3	...
162...	56	24	22	22	...	2	1	1	2	22	58	3.8	6	1
163...	**65	29	14	14	...	15	15	3	24	72	3.8	...	1
164...	*219	104	104	94	10	5	89	73	4.1	1	5
165...	*124	45	38	32	6	7	2	5	9	16500	7.2	33	54	4.2	14	5
166...	62	45	22	9	13	13	...	13	...	10	2	41	46	1.6	8	12
167...	*313	147	132	15	8	...	5.5	128	73	4.1	2	6
168...	**147	35	29	27	2	6	2	4	6	29000	6.2	28	53	3.2	...	3
169...	210	95	82	49	33	13	6	7	2	93	60	3.5	...	17
170...	22	14	2	1	1	12	...	12	14	39	2.1	...	4
171...	35	32	1	2	29	1	1	31	43	1.5	3	...
172...	16	12	12	4	12	61	1.8

Table 2.—CHARACTERISTICS OF HOUSING UNITS, BY BLOCKS; 1960—Con.

["Total population" contains no persons in group quarters unless preceded by asterisk: one asterisk (*) denotes less than 10 percent; two asterisks (**), 10 percent or more]

Blocks within block numbering areas	Total population	All housing units by condition and plumbing								Occupied housing units							
		Total	Sound			Deteriorating			Dilapidated	Owner occupied			Renter occupied			Occupied by non-white	1.01 or more persons per room
			Total	With all plumbing facilities	Lacking some or all facilities	Total	With all plumbing facilities	Lacking some or all facilities		Total	Average value (dollars)	Average number of rooms	Total	Average contract rent (dollars)	Average number of rooms		
						With flush toilet	No flush toilet										
40...	51	17	13	13	...	4	3	9	9500	5.7	6	66	3.3	...	2
41...	128	38	35	35	...	3	3	26	7500	4.5	11	51	4.1	...	8
42...	131	40	38	30	8	2	2	17	9000	5.6	21	58	4.0	...	3
43...	71	24	18	18	...	6	6	10	9000	5.1	11	42	3.5	...	3
44...	38	15	9	9	...	5	3	2	...	8	8000	4.9	5	...	4.8	...	2
45...	8	2
46...	103	35	29	28	1	6	6	20	12500	5.7	15	48	3.3	...	3
47...	56	14	14	14	8	12000	5.5	6	58	4.0	...	3
48...	4	1
49...	43	14	12	12	...	2	2	8	10500	5.9	6	51	4.0	...	2
50...	63	21	20	20	...	1	1	9	9500	4.8	12	45	3.8	...	4
51...	129	34	17	17	...	17	17	15	11500	6.0	17	52	4.2	...	8
52...	65	19	14	14	...	5	5	10	8500	5.2	9	78	4.0	...	2
53...	41	12	10	10	...	2	2	4	8	58	5.1	...	2
54...	47	20	20	20	3	16	56	3.3
55...	40	11	6	6	...	5	5	3	8	42	4.4	...	2
56...	33	9	5	5	...	4	4	3	6	38	4.8	...	2
57...	24	6	3	3	...	2	2	3	2	1
58...	58	17	14	14	...	3	3	12	10000	4.6	5	...	4.6
59...	41	10	7	7	...	3	3	7	8500	5.0	2	2
60...
61...	27	10	4	4	...	5	4	...	1	6	11500	5.5	2	1
62...	43	13	4	4	...	9	7	2	...	8	8000	5.9	5	46	4.2	...	1
63...	72	12	12	12	...	5	5	9	9000	5.3	8	49	4.8	...	4
64...	18	4
65...	86	26	20	20	...	5	5	11	8000	4.9	13	51	4.5	...	4
66...	28	8	8	8	6	7000	5.5	2
68...	119	41	25	25	...	6	5	1	...	13	8000	5.5	27	45	4.1	33	4
69...	194	60	45	45	...	14	12	2	...	25	10000	5.7	32	47	3.9	53	14
70...	*287	88	11	10	1	32	30	2	...	28	7000	5.6	56	45	4.1	64	13
71...	112	42	38	36	2	4	4	17	11500	5.8	23	50	4.3	10	3
72...	81	27	18	18	...	9	9	12	10500	5.8	14	51	3.7	12	1
73...	87	30	21	21	...	9	9	11	12000	5.7	17	53	4.5	...	2
74...	103	35	34	34	...	1	1	21	12500	5.8	13	65	5.5
75...	68	30	30	30	14	13000	6.1	14	58	3.9
76...	63	23	23	23	12	17500	5.9	10	86	5.8
77...	124	44	42	42	...	2	2	16	13500	5.7	28	80	4.3	1	2
78...	*119	49	48	48	...	1	1	11	16000	6.5	37	69	4.3	...	1
79...	129	49	45	45	...	4	4	24	17000	6.4	25	57	4.7
80...	61	28	28	28	11	18000	6.2	14	68	3.9	1	...
82...	25	13	13	13	6	...	7.5	7	68	4.3
83...	67	23	22	22	...	1	1	12	19500	6.8	11	73	3.9	1	1
84...	33	14	14	14	11	22000	7.4	3
85...	115	51	49	49	...	2	2	7	14000	6.3	41	71	4.5
86...	46	27	27	27	12	16000	5.6	12	73	4.1
87...	56	18	18	18	14	16500	6.5	4	1
88...	85	23	23	23	16	13000	5.8	7	74	5.4	...	1
89...	95	36	36	36	9	16000	6.2	26	75	4.1	...	1
90...	76	27	27	23	4	20	14000	5.6	7	45	3.0	3	1
91...	89	29	28	28	...	1	1	14	15000	6.4	14	54	4.4	2	2
92...	102	32	25	25	...	7	7	11	12500	5.6	19	60	4.2	11	5
93...	22	7	7	7	6	14500	5.5	1
94...	63	22	20	20	...	2	2	15	14000	5.8	7	64	4.4	...	1
95...	87	32	24	24	...	8	8	20	11500	5.8	12	63	4.4	2	...
96...	18	10	5	5	...	3	3	4	6	44	3.7	10	...
97...	26	9	5	5	...	3	3	1	8	48	4.9
98...	171	56	14	14	...	30	30	31	9000	5.2	25	47	4.0	52	8
99...	179	58	21	21	...	25	21	4	...	12	8000	5.0	37	48	4.2	58	7
100...	14	4
101...	28	10	3	3	...	7	7	4	6	42	4.8	2	1
102...	57	20	8	8	...	8	8	5	...	5.0	11	55	4.5	...	5
106...	128	38	32	31	1	4	2	2	...	17	7000	5.6	18	49	4.2	2	7
107...	30	12	10	10	...	1	1	4	6	57	4.7
108...	22	5	4	4	1	1	1
109...	3	1
110...	15	7	1	5	42	4.8	1	...
111...	1	3
113...	415	134	124	123	1	5	4	...	1	79	24000	7.1	50	93	5.1	2	4
114...	57	16	16	16	8	41000	9.5	7	79	6.4
115...	160	44	36	36	...	7	7	18	18000	6.7	25	49	4.6	1	5
116...	20	6	6	6	4	2
117...	81	25	25	25	18	35000	8.7	6	98	5.0
118...	51	19	19	19	12	27000	7.8	5	92	3.8
119...	26	8	8	8	7	16000	6.6	1
120...	61	18	18	17	1	18	30000	7.3
121...	55	20	20	20	17	34000	8.1	3
122...	10	3
123...	54	16	16	16	14	32000	8.1	2	1	1
124...	74	29	24	24	...	2	2	...	3	13	18500	5.9	14	57	4.1	...	2
125...	76	22	22	22	19	24000	6.2	2
126...	11	4
127...	50	13	13	13	13	41000	8.4
128...	109	37	22	21	1	10	10	...	5	18	12000	5.7	11	39	4.7	...	6
129...	809	236	126	121	5	95	82	5	8	151	6000	5.5	79	40	4.4	65	44
130...	23	7	5	5	...	1	1	4	2
131...	*203	63	41	41	...	15	13	...	2	36	13000	5.6	20	47	4.5	21	6
132...	66	20	20	20	17	32000	7.8	2
133...	40	12	12	12	12	35000	8.3

Table 2.—CHARACTERISTICS OF HOUSING UNITS, BY BLOCKS: 1960—Con.

["Total population" contains no persons in group quarters unless preceded by asterisk; one asterisk (*) denotes less than 10 percent; two asterisks (**), 10 percent or more]

Blocks within block numbering areas	Total population	All housing units by condition and plumbing									Occupied housing units							
		Total	Sound			Deteriorating			Dilapidated	Owner occupied			Renter occupied			Occupied by non-white	1.01 or more persons per room	
			Total	With all plumbing facilities	Lacking some or all facilities	Total	With all plumbing facilities	Lacking some or all facilities		Total	Average value (dollars)	Average number of rooms	Total	Average contract rent (dollars)	Average number of rooms			
							With flush toilet	No flush toilet										
22...	71	28	27	27	...	1	1	12	23000	5.6	15	112	3.1	...	2
23...	26	12	12	12	6	28000	6.8	5
24...	37	11	14	6	...	5	5	5	16500	4.6	6	73	4.5	...	1
25...	51	14	14	14	13	24000	6.0	1	2
26...	30	11	11	11	9	23000	6.8	1
27...	44	13	12	12	...	1	1	9	23000	6.6	3	1	1
28...	31	14	13	13	...	1	1	10	26000	6.2	1
29...	30	10	10	10	8	33000	7.6	2
30...	311	104	94	94	...	7	7	3	80	27000	6.5	20	81	5.6	...	3
31...	27	8	2	2	...	5	5	1	2	4	3
32...	64	19	14	14	...	5	5	16	21000	6.4	3	1
33...	44	13	11	11	...	2	2	12	22000	6.5	1
34...	76	24	23	23	...	1	1	17	23000	6.4	7	94	5.6
35...	18	7	7	7	7	73	5.3
36...	45	17	16	16	...	1	1	16	23000	6.3	1
37...	38	12	12	12	12	28000	6.8
38...	12	4
39...	31	10	10	10	10	24000	6.8
41...	71	25	22	22	...	3	3	17	22000	6.2	6	105	5.5	1	...
42...	12	6	2	6	5	20000	5.6	1
43...	44	13	11	11	...	2	2	13	21000	6.2	1
44...	31	12	11	11	...	1	1	7	20000	7.1	5	69	4.2
45...	82	30	29	28	1	1	1	6	...	5.0	23	103	4.2
46...	58	23	19	19	...	4	4	9	24000	5.8	14	88	4.2
47...	71	24	23	23	...	1	1	21	25000	6.3	3
48...	63	22	22	22	21	24000	6.4	1
49...	50	16	13	13	...	3	3	13	30000	6.2	3
50...	40	11	11	11	10	36000	7.5	1
51...	34	12	12	12	12	35000	7.3
52...	37	10	10	10	10	37000	6.9
53...	57	13	13	13	13	33000	7.0	1
54...	37	12	12	12	11	32000	7.2	1
55...	25	6	6	6	6	33000	7.2
56...	17	4
57...	19	6	6	6	6	38000	6.8
58...	32	12	12	12	11	35000	6.8	1
59...	37	11	11	11	9	25000	6.3	2
60...	46	14	14	14	14	29000	6.4
61...	13	4
62...	37	14	14	14	12	18000	5.7	2
63...	48	18	18	18	14	20000	5.4	4
64...	50	18	18	18	12	19500	6.0	6	101	4.3	...	1
65...	37	14	14	14	9	18500	5.7	4
66...	26	8	8	8	7	16500	5.7	1
67...	*106	34	32	32	...	1	1	...	1	...	21	14500	6.0	12	82	4.3	...	1
68...	49	18	18	18	14	17000	5.1	4
69...	43	15	15	15	15	18000	6.1
70...	49	16	16	16	15	20000	6.0
71...	73	20	18	18	...	2	2	17	17000	5.8	3	3
72...	40	14	12	12	...	2	2	7	15000	5.9	6	55	4.5
73...	62	16	16	16	16	22000	6.4
74...	14	4
75...	*8	1
76...	9	4
77...	25	8	8	8	8	24000	5.0	2
78...	43	14	14	14	13	24000	6.5	1
79...	33	12	12	12	10	20000	6.1	2
80...	47	16	16	16	16	25000	6.8
81...	24	9	9	9	9	25000	6.3
82...	49	13	13	13	13	29000	6.5
83...	33	12	12	12	11	26000	7.3	1
84...	45	14	14	14	14	25000	6.1	1
85...	74	24	21	21	...	3	3	20	23000	6.0	4
86...	68	23	23	23	22	24000	6.2	1
88...	53	20	20	20	3	16	110	4.1
89...	110	36	36	36	23	24000	6.8	13	88	2.5	...	1
90...	37	14	7	7	...	7	7	7	22000	6.4	5	78	5.0
91...	55	19	19	19	12	24000	6.1	7	91	4.6
92...	*325	26	26	21	5	9	20000	6.2	16	56	3.0	...	3
93...	19	6	5	5	...	1	...	1	3	3
94...	27	12	12	12	12	77	3.3
95...	43	17	15	15	...	1	1	...	1	...	2	15	88	4.8
96...	*55	16	14	14	...	2	2	15	24000	5.9	1	1
97...	22	6	6	6	6	23000	6.3	1
98...	13	5	5	5	4	1
99...	31	7	7	7	6	28000	6.7	1
100...	37	13	13	13	5	18000	5.8	8	98	3.8
101...	37	10	9	9	...	1	1	8	22000	5.6	2	1
102...	26	8	8	8	8	21000	5.9
104...	24	7	6	6	...	1	1	7	27000	6.9
105...	34	10	10	10	9	22000	6.0	1
106...	21	6	6	6	6	27000	6.3
107...	23	7	7	7	7	29000	6.4
108...	52	11	11	11	6	20000	6.0	5	80	5.2	...	2
109...	16	9	9	9	8	17000	5.0	1
110...	48	16	16	16	7	20000	6.0	9	98	4.3
111...	23	8	7	7	...	1	1	6	21000	6.2	2

Table 2.—CHARACTERISTICS OF HOUSING UNITS, BY BLOCKS: 1960—Con.

[“Total population” contains no persons in group quarters unless preceded by asterisk; one asterisk (*) denotes less than 10 percent; two asterisks (**), 10 percent or more]

Blocks within block numbering areas	Total population	All housing units by condition and plumbing									Occupied housing units						
		Total	Sound			Deteriorating			Dilapidated	Owner occupied			Renter occupied				
			Total	With all plumbing facilities	Lacking some or all facilities	Total	With all plumbing facilities	Lacking some or all facilities		Total	Average value (dollars)	Average number of rooms	Total	Average contract rent (dollars)	Average number of rooms	Occupied by non-white	1.01 or more persons per room
112...	66	30	19	19	...	11	9	2	...	7	23000	6.1	18	57	3.8	1	1
113...	*82	26	23	22	1	1	1	...	2	6	17000	5.7	20	54	3.7
114...	46	18	16	16	...	2	2	7	19500	5.4	10	72	4.7	...	2
115...	30	11	11	11	4	7	51	4.7
116...	29	12	11	11	...	1	1	3	7	56	4.6
117...	199	65	49	49	...	13	9	4	...	30	7500	4.9	32	40	4.3	...	7
118...	78	25	19	19	...	5	4	1	...	11	7500	5.2	13	40	4.3	...	3
120...	17	8	7	7	...	1	1	4	4
122...	129	44	44	44	33	17000	5.8	10	65	4.3
123...	96	41	41	41	26	16500	5.7	11	71	4.5	...	1
124...	352	134	134	134	65	18000	5.8	60	69	3.9
125...	143	50	48	48	...	1	1	45	...	3.5	5	38	4.4	...	5
126...	13	5	5	5	5	61	4.2	...	8
128...	44	14	14	14	8	13000	5.3	6	...	5.8	...	1
129...	*56	20	19	19	...	1	1	10	14000	5.4	9	63	4.6
130...	107	42	29	21	8	13	9	4	...	10	12000	4.7	28	54	3.4	...	5
131...	60	17	16	16	...	1	1	2	15	95	4.7	...	1
132...	60	20	20	20	19	88	4.2	...	1
133...	31	10	9	9	...	1	1	4	6	75	5.2	...	1
134...	40	11	11	11	4	7	83	4.7	...	1
135...	44	17	16	16	...	1	1	6	...	4.7	10	88	3.7
136...	28	8	8	8	8	17500	5.1	1
137...	12	5	4	4	...	1	1	4	1	2	...
138...	27	11	11	11	7	21000	5.6	4
139...	26	11	11	11	7	15500	6.0	6
140...	37	12	9	9	...	3	3	6	18500	6.2	6	72	4.3
141...	62	24	23	23	...	1	1	4	18	94	4.1	1	2
142...	369	161	161	159	2	6	30000	3.3	149	102	3.9	...	4
143...	12	5	4	4	...	1	1	2	2
144...	32	16	16	16	16	74	3.5
148...	180	54	47	47	...	7	7	44	21000	5.9	10	107	4.5	...	1
149...	74	29	27	27	...	2	2	17	20000	5.7	11	93	4.5
150...	*56	17	17	17	13	26000	6.2	4
151...	49	16	16	16	16	21000	5.8
152...	56	18	16	16	...	2	2	14	16000	5.6	3
153...	40	15	15	15	13	18500	5.5	2
154...	52	16	14	14	...	2	2	13	13500	5.5	3	3	...
155...	57	19	16	16	...	3	3	14	17000	5.6	5	61	4.8
156...	68	21	16	16	...	5	4	1	...	14	15500	6.0	6	60	3.8	3	1
157...	31	12	12	12	6	12000	4.8	6	68	4.0
158...	64	22	21	21	...	1	1	14	15500	5.9	7	61	4.1	...	1
159...	*64	22	17	15	2	5	5	4	12	82	4.5	4	3
160...	51	18	17	17	6	12500	5.3	11	170	4.3
161...	72	27	27	27	16	14000	5.3	10	55	3.4
162...	48	19	15	15	...	2	2	11	11500	5.8	8	41	3.9	...	1
163...	71	25	24	24	...	1	1	12	11500	5.3	10	65	4.8	...	3
165...	54	17	17	17	16	16500	6.1	1	1
167...	53	16	16	16	16	13000	5.3
168...	93	26	25	25	...	1	1	13	10000	5.2	13	55	4.3	...	4
169...	53	16	14	14	...	2	2	9	10500	6.2	7	68	4.1	...	1
170...	76	24	17	17	...	7	7	14	11500	5.2	8	110	3.5	4	3
171...	49	17	16	16	...	1	1	16	12000	5.0	1
172...	44	12	12	12	8	13500	5.6	4	3	1
174...	29	8	5	5	...	2	2	5	10500	4.8	3
175...	45	17	16	16	...	1	1	14	13000	5.2	2	6	...
176...	89	32	20	18	2	12	12	10	14000	5.2	19	56	4.0	8	3
177...	46	15	15	15	12	15500	5.0	3	2
178...	65	21	20	20	...	1	1	15	14500	4.9	6	104	4.2	...	2
179...	61	16	16	16	14	18000	5.4	2	2
180...	53	16	16	16	15	18500	5.7	1
181...	50	16	16	16	16	18500	5.6
182...	65	19	19	19	16	21000	5.8	3	1
183...	69	22	14	14	...	7	6	...	1	14	10500	5.4	8	65	4.5	3	1
184...	151	43	18	18	...	22	15	7	...	12	20000	6.4	27	42	4.3	...	4
185...	11	4	6	2
186...	218	61	49	49	...	7	7	54	24000	6.6	4	1
187...	99	29	28	28	...	1	1	27	37000	7.7	1
188...	26	8	8	8	7	40000	7.3	1	5	20
189...	664	179	131	130	1	43	26	13	4	134	24000	6.6	41	47	4.4	1	...
190...	190	43	16	16	...	18	10	1	7	28	4000	4.4	16	22	3.6	...	13
191...	*366	98	54	52	2	37	30	6	1	7	9000	5.2	41	48	4.6	8	16
192...	413	118	54	54	...	56	50	4	2	8	9500	5.4	23	49	4.7	...	13
193...	*409	98	81	75	6	15	10	3	2	2	7500	5.0	33	39	4.6	...	18
194...	*443	10	8	8	...	2	2	7	8000	5.0	3	7
195...	74	15	8	8	...	7	5	1	1	12	5500	4.1	3	5
196...	53	8	7	7	...	1	1	7	5000	5.1	1
198...	16	9	9	9	1	6	72	3.7	...	1
200...	99	28	28	28	27	33000	6.7
201...	13	4
202...	20	4
204...	176	52	52	52	50	31000	6.2	2	2
205...	31	8	8	8	8	8000	6.1	1
206...	98	21	16	16	...	5	5	17	8000	6.8	4	20
207...	265	74	54	54	...	16	16	42	8000	4.6	27	41	4.6	14	8
208...	160	43	27	27	...	8	6	1	1	27	8000	5.4	16	35	3.4	...	10
210...	110	31	27	25	2	1	...	1	...	9	9500	5.0	22	51
211...	26	9	9	9	8	9500	5.1	1	1

Table 2.—CHARACTERISTICS OF HOUSING UNITS, BY BLOCKS: 1960—Con.

["Total population" contains no persons in group quarters unless preceded by asterisk: one asterisk (*) denotes less than 10 percent; two asterisks (**), 10 percent or more]

Blocks within block numbering areas	Total population	All housing units by condition and plumbing									Occupied housing units							
		Total	Sound			Deteriorating			Dilapidated	Owner occupied			Renter occupied			Occupied by non-white	1.01 or more persons per room	
			Total	With all plumbing facilities	Lacking some or all facilities	Total	With all plumbing facilities	Lacking some or all facilities		Total	Average value (dollars)	Average number of rooms	Total	Average contract rent (dollars)	Average number of rooms			
								With flush toilet										No flush toilet
212***	51	12	9	9	***	***	***	***	***	3	7	13500	6.4	5	23	4.8	***	2
213***	27	8	8	8	***	***	***	***	***	***	6	11500	6.5	2	***	***	***	***

U.S. CENSUS OF HOUSING: 1960

Series HC(3)-410

CITY BLOCKS

Huntington, W. Va.


Prepared under the supervision of
WAYNE F. DAUGHERTY, Chief
Housing Division



U.S. DEPARTMENT OF COMMERCE
Luther H. Hodges, Secretary

BUREAU OF THE CENSUS

Richard M. Scammon, Director (From May 1, 1961)
Robert W. Burgess, Director (To March 3, 1961)





BUREAU OF THE CENSUS

RICHARD M. SCAMMON, *Director* (From May 1, 1961)

ROBERT W. BURGESS, *Director* (To March 3, 1961)

A. ROSS ECKLER, *Deputy Director*
HOWARD C. GRIEVES, *Assistant Director*
CONRAD TABUBER, *Assistant Director*
MORRIS H. HANSEN, *Assistant Director for Statistical Standards*
CHARLES B. LAWRENCE, JR., *Assistant Director for Operations*
WALTER L. KEHRBS, *Assistant Director for Administration*
CALVERT L. DEDRICK, *Chief, International Statistical Programs Office*
A. W. VON STRUVB, *Acting Public Information Officer*

Housing Division—

WAYNE F. DAUGHERTY, *Chief*
DANIEL B. RATHBUN, *Assistant Chief*
BRULAH WASHBAUGH, *Special Assistant*
MILTON D. LIEBERMAN, *Chief, Coordination and Research*

Decennial Operations Division—GLEN S. TAYLOR, *Chief*
Electronic Systems Division—ROBERT F. DRURY, *Chief*
Field Division—JEFFERSON D. MCPICKR, *Chief*
Geography Division—WILLIAM T. FAY, *Chief*
Population Division—HOWARD G. BRUNEMAN, *Chief*
Statistical Methods Division—JOSEPH STRINBERG, *Chief*

Library of Congress Card Number: A61-9347

SUGGESTED CITATION

U.S. Bureau of the Census. *U.S. Census of Housing: 1960. Vol. III, City Blocks.*
Series HC(3), No. 410.
U.S. Government Printing Office, Washington, D.C., 1961.

For sale by the Superintendent of Documents, U.S. Government Printing Office, Washington 25, D.C.
or any of the Field Offices of the Department of Commerce — Price 25 cents.

Table 1.—CHARACTERISTICS OF HOUSING UNITS, FOR THE CITY: 1960

Subject	Number	Percent	Subject	Number	Percent
All housing units	28,128	100.0	Occupied housing units—Con.		
CONDITION AND PLUMBING			COLOR		
Sound	22,346	79.4	White	25,024	94.5
With all plumbing facilities	21,625	76.9	Nonwhite	1,426	5.5
Lacking some or all facilities	721	2.6	PERSONS PER ROOM		
Deteriorating	4,662	16.6	1.00 or less	24,420	92.3
With all plumbing facilities	4,014	14.3	1.01 or more	2,050	7.7
Lacking some or all facilities	648	2.3	AVERAGE NUMBER OF ROOMS		
With flush toilet	550	2.0	Owner occupied	6.0	...
No flush toilet	98	0.3	Renter occupied	4.1	...
Disapidated	1,120	4.0	VALUE AND RENT		
Occupied housing units	26,470	100.0	Average value	14,200	...
TENURE			Average contract rent	52	...
Owner occupied	15,049	56.9			
Renter occupied	11,421	43.1			

NOTE.—On the map for Huntington approximately 1,110 blocks are identified.

Table 2.—CHARACTERISTICS OF HOUSING UNITS, BY BLOCKS: 1960

["Total population" contains no persons in group quarters unless preceded by asterisk: one asterisk (*) denotes less than 10 percent; two asterisks (**), 10 percent or more]

Blocks within block numbering areas	Total population	All housing units by condition and plumbing								Occupied housing units									
		Total	Sound			Deteriorating			Disapidated	Owner occupied			Renter occupied			Occupied by non-white	1.01 or more persons per room		
			Total	With all plumbing facilities	Lacking some or all facilities	Total	With all plumbing facilities	Lacking some or all facilities		With flush toilet	No flush toilet	Total	Average value (dollars)	Average number of rooms	Total			Average contract rent (dollars)	Average number of rooms
A.....	*27178	9510	6722	6296	426	2094	1772	307	15	694	3995	11000	6.1	4816	48	3.9	1028	847	
1....	*372	117	111	110	1	6	6	75	18500	6.5	35	57	4.9	...	5	
2....	87	29	24	24	...	5	5	21	18000	5.9	6	78	4.7	...	1	
3....	91	33	31	31	2	25	10000	5.5	6	44	4.5	...	2	
4....	68	20	20	20	16	7500	5.6	4	1	
5....	68	20	19	19	1	13	8000	5.5	6	36	5.0	...	2	
6....	135	40	39	39	...	1	1	31	10500	5.9	9	52	5.2	...	3	
7....	100	32	32	32	24	11500	5.5	6	61	4.5	...	2	
8....	45	12	12	12	8	13000	5.8	4	
9....	120	37	37	37	27	12000	6.1	10	130	4.2	...	1	
11....	92	30	8	8	...	16	16	6	12	5500	5.3	16	35	4.3	...	4	
12....	125	33	4	4	...	14	13	1	...	15	19	6000	5.1	13	18	3.6	...	10	
13....	127	35	8	8	...	20	20	7	23	6000	4.8	11	36	4.5	...	9	
14....	164	42	16	16	...	20	17	3	...	6	21	7000	6.0	20	32	3.8	...	11	
15....	148	50	48	48	...	2	2	24	11500	6.8	21	50	4.7	...	5	
16....	235	85	79	79	...	5	5	1	50	11000	5.7	32	52	4.8	...	5	
17....	132	51	45	45	...	6	6	30	11500	5.9	19	60	4.2	...	1	
18....	146	59	55	53	2	4	4	23	12000	5.4	34	47	4.1	...	3	
19....	97	40	37	37	...	3	3	29	11500	6.0	9	70	4.1	
20....	89	37	37	37	19	9500	5.9	18	60	3.9	...	2	
21....	7	3	
22....	31	11	11	11	8	10000	5.6	2	
23....	**345	69	61	61	...	8	8	42	18000	6.5	22	55	4.0	
24....	98	31	31	31	28	22000	7.8	2	
25....	44	17	17	17	16	17000	6.7	1	
26....	98	33	33	33	28	18000	6.8	5	...	4.8	
27....	**123	43	42	42	...	1	1	27	15000	6.2	13	74	4.2	
28....	157	61	61	61	33	16000	6.7	27	56	4.1	...	1	
29....	153	59	55	55	...	4	4	41	15000	6.8	16	58	3.9	...	1	
30....	157	61	41	39	2	18	16	2	...	2	29	12000	6.1	30	54	4.2	...	4	
31....	214	62	25	25	...	22	22	15	27	10000	6.3	33	42	4.3	...	11	
32....	2	1	
33....	1	1	
34....	17	11	11	6	5	1	10	45	2.7	...	1	
35....	79	42	25	15	10	17	5	12	2	32	36	2.9	1	6	
36....	80	34	29	20	9	4	3	1	1	2	...	24	47	2.8	1	9	
37....	2	1	
38....	64	31	22	13	9	9	9	5	...	6.6	25	39	3.8	...	1	
39....	58	24	11	11	...	3	6	7	4	18	47	3.5	...	4	
40....	*194	99	76	43	33	23	7	16	15	12000	5.0	81	41	2.2	...	7	
41....	
42....	**78	28	14	14	...	14	7	7	7	19500	7.1	19	50	3.3	...	2	
43....	25	14	12	10	2	2	2	2	11	31	2.1	...	1	
44....	62	16	14	14	2	2	2	5	12500	8.4	10	59	6.2	...	1	
45....	49	17	9	9	...	8	8	7	8500	6.0	10	47	4.1	...	1	
46....	*73	29	9	9	...	17	9	8	3	6	...	7.0	17	49	3.1	...	4
47....	30	9	3	3	...	6	2	4	1	8	38	4.8	...	1	
48....	27	8	1	1	...	6	6	1	2	...	5	...	5.0	...	2	
49....	9	3	
50....	16	4	
51....	52	16	6	6	...	10	10	2	12	45	4.3	...	3	
52....	
53....	37	10	6	6	...	4	4	2	8	55	4.1	...	2	
54....	250	82	18	18	...	40	38	2	...	24	17	10500	6.4	60	59	4.1	...	14	

City Block Characteristics

Table 2.—CHARACTERISTICS OF HOUSING UNITS, BY BLOCKS: 1960—Con.

[“Total population” contains no persons in group quarters unless preceded by asterisk; one asterisk (*) denotes less than 10 percent; two asterisks (**), 10 percent or more]

Blocks within block numbering areas	Total population	All housing units by condition and plumbing										Occupied housing units							
		Sound					Deteriorating					Owner occupied			Renter occupied				
		Total	Total	With all plumbing facilities	Lacking some or all facilities	...	Total	With all plumbing facilities	Lacking some or all facilities		Dblap related	Total	Average value (dollars)	Average number of rooms	Total	Average contract rent (dollars)	Average number of rooms	Occupied by non-white	101 or more persons per room
									With flush toilet	No flush toilet									
68...	179	74	46	46	...	27	23	4	...	1	32	14500	7.0	32	69	4.4	...		
69...	77	24	24	24	19	17500	7.9	5	57	4.4	...		
70...	110	40	40	40	26	22000	8.4	13	57	4.0	...		
71...	166	71	71	71	22	15500	6.6	47	65	4.3	...		
72...	174	55	53	51	2	2	2	43	16000	6.7	10	67	4.2	...		
73...	71	25	25	25	20	16500	6.6	5	...	3.8	...		
74...	63	20	20	20	14	18000	6.5	5	...	3.6	...		
75...	64	31	15	15	...	10	10	6	12	10000	5.3	14	43	3.9	...		
76...	**56	23	12	12	...	6	4	2	...	5	10	7500	5.9	8	35	3.9	...		
77...	112	45	23	22	1	14	14	8	21	8000	6.1	13	51	4.7	...		
78...	72	19	14	14	...	4	4	1	12	8500	5.4	6	45	5.0	...		
79...	43	13	13	13	6	8500	5.8	7	58	5.3	...		
80...	31	11	11	10	1	9	9000	5.9	2		
81...	69	17	17	17	11	8500	6.1	6	56	4.2	...		
82...	44	16	11	11	...	2	1	1	...	3	9	9500	5.6	5	37	3.8	...		
83...	57	18	16	15	1	2	2	6	10500	6.0	10	49	4.6	...		
84...	35	10	10	10	7	9000	5.4	2		
85...	8	2		
86...	*62	15	11	11	...	3	3	1	9	6000	5.0	5	47	5.0	...		
87...	7	2		
88...	36	12	12	12	7	7000	5.3	5	47	5.2	...		
89...	23	11	9	9	...	1	1	1	7	8500	4.4	3		
90...	49	14	13	13	...	1	1	10	9000	5.8	4		
91...	63	17	17	17	11	8500	5.5	5	53	5.4	...		
92...	72	21	21	21	18	8000	5.6	2		
93...	*108	32	30	29	1	2	2	19	8000	5.3	11	49	4.0	...		
94...	86	31	31	30	1	22	7000	5.2	7	40	3.0	...		
95...	*85	21	17	17	...	2	2	2	10	6500	5.4	11	47	4.4	...		
96...	39	11	9	9	...	2	2	4	6	38	4.5	...		
97...	109	28	20	19	1	5	4	1	...	3	16	6000	5.4	12	43	5.3	...		
98...	144	40	28	25	3	10	9	1	...	2	26	5500	5.3	11	39	5.3	...		
99...	77	28	22	22	...	2	2	4	11	5000	5.9	13	41	3.4	...		
100...	20	8	5	5	...	2	2	1	5	...	5.0	2		
101...	42	12	6	6	...	2	2	6	5000	5.2	6	46	4.0	...		
102...	65	20	12	12	...	8	7	1	12	7000	6.5	7	51	5.3	...		
103...	47	22	8	8	...	13	11	2	5	...	6.4	14	40	3.6	...		
104...	38	15	9	9	...	5	5	1	6	15000	5.5	9	41	3.8	...		
106...	124	44	21	21	...	15	13	2	10	7000	6.4	29	40	4.0	...		
109...	175	53	49	49	...	4	4	35	9500	5.6	18	40	5.0	...		
110...	111	38	37	37	...	1	1	18	12500	6.7	18	49	4.1	...		
111...	74	31	25	23	2	6	6	18	9000	5.8	11	48	4.6	...		
112...	254	90	83	80	3	7	7	1	46	11000	6.0	41	48	4.1	...		
113...	128	43	33	33	...	7	6	17	12500	6.4	25	51	5.0	...		
114...	233	78	64	62	2	12	12	2	36	10000	5.9	36	56	4.4	...		
115...	88	34	32	32	...	1	1	1	26	11000	6.0	6	56	4.8	...		
116...	122	39	39	39	35	11000	6.3	4		
117...	234	76	76	76	58	11000	6.3	16	62	5.4	...		
118...	82	32	32	32	23	14500	6.8	9	56	4.1	...		
119...	180	67	67	67	35	17500	7.5	30	56	4.3	...		
120...	162	52	52	52	39	11500	6.1	12	69	4.9	...		
121...	52	20	20	20	14	10000	5.8	6	53	3.0	...		
122...	116	47	47	47	24	13500	6.5	16	59	4.5	...		
123...	100	36	36	36	22	14000	6.6	10	49	4.4	...		
124...	*187	62	32	25	7	25	25	5	33	9500	5.5	27	51	3.9	...		
125...	47	17	4	4	...	10	9	1	...	3	6	8500	4.8	10	45	4.1	...		
126...	44	16	8	8	...	6	6	2	12	9500	6.1	4		
127...	50	15	14	14	8	8500	5.6	6	50	4.7	...		
128...	29	8	4	4	...	3	3	1	7	8500	6.0	1		
129...	*8	1		
131...	42	11	10	10	...	1	1	5	7500	5.6	5	52	4.2	...		
132...	74	21	4	4	...	17	15	2	3	16	34	3.5	...		
133...	161	49	43	35	8	6	2	4	11	...	4.9	37	38	3.8	...		
134...	132	49	41	41	...	8	6	2	17	12000	7.1	27	48	4.4	...		
135...	87	36	23	23	...	13	13	14	9500	5.9	20	43	4.1	...		
136...	154	60	31	24	7	29	9	20	6	6000	6.8	50	41	3.4	...		
137...	13	13	8	7	1	...	5	10	36	2.8	...		
138...	79	25	9	9	...	14	12	2	...	2	9	7000	6.2	16	76	4.7	...		
139...	125	39	6	6	...	20	16	2	...	2	10	6500	5.4	26	50	4.5	...		
140...	64	24	10	10	...	9	9	5	8	10500	5.9	14	50	4.7	...		
141...	37	11	2	2	...	5	5	4	4	5	31	3.6	...		
142...	3	1		
144...	81	41	29	29	...	12	12	3	29	45	4.1	...		
145...	**555		
146...	46	24	6	6	...	18	14	4	1	19	63	3.7	...		
147...	31	9	9	9	7	31000	8.4	2		
148...	**57	8	7	7	...	1	1	5	27000	8.6	3		
149...	**100	35	26	24	2	9	8	1	15	25000	7.4	16	48	3.5	...		
150...	*149	75	62	62	...	13	11	2	9	17500	6.9	58	41	3.2	...		
151...	*194	108	76	56	20	32	9	23	9	...	6.1	90	44	2.8	...		
152...	**107	25	21	17	4	4	4	9	26000	7.3	15	72	3.8	...		
153...	*215	99	54	53	1	41	26	15	...	4	12	15500	7.1	68	49	3.4	...		
154...	144	57	46	43	3	11	5	6	2	52	45	4.1	...		
155...	*236	156	152	144	8	4	4	5	...	3.4	141	48	2.5	...		
156...	78	54	17	14	3	33	21	12	...	4	37	42	2.5	...		
157...	**94	37	31	31	...	6	6	2	30	51	3.1	...		
158...	25	14	14	14	1	13	46	2.8	...		
159...	68	43	38	8	30	5	1	4	39	35	2.2	...		

Table 2.—CHARACTERISTICS OF HOUSING UNITS, BY BLOCKS: 1960—Con.

["Total population" contains no persons in group quarters unless preceded by asterisk: one asterisk (*) denotes less than 10 percent; two asterisks (**), 10 percent or more]

Blocks within block numbering areas	Total population	All housing units by condition and plumbing										Occupied housing units						
		Total	Sound			Deteriorating			Dilapidated	Owner occupied			Renter occupied			Occupied by non-white	1.01 or more persons per room	
			Total	With all plumbing facilities	Lacking some or all facilities	Total	With all plumbing facilities	Lacking some or all facilities		Total	Average value (dollars)	Average number of rooms	Total	Average contract rent (dollars)	Average number of rooms			
						With flush toilet	No flush toilet											
160...	26	20	19	19	...	1	1	1	19	50	3.2
162...	16	15	15	12	3	12	45	1.5	...	1
163...	9	14	14	10	4	1	6	2.0	...	4	...
164...	**81	26	21	15	6	5	4	1	20	52	1.4	1	3
165...	2	1
166...	15	8	8	8	1	7	51	4.1
167...	21	14	7	7	...	7	7	12	37	3.1
167...	40	41	41	25	16	1	34	56	1.7	...	1
168...	40	24	21	21	...	3	3	2	21	41	3.5	...	1
169...	56	26	22	22	...	4	4	6	25000	7.7	18	57	4.5	1	...
170...
171...	**83	30	29	29	...	1	1	5	...	7.0	23	56	3.6	...	1
172...	**47	13	11	10	1	2	2	5	17500	7.4	8	48	4.3	...	2
173...	**96	32	26	24	2	6	6	11	31000	9.0	21	50	3.5	1	2
174...	**94	31	23	20	3	8	2	6	14	22000	7.7	17	58	3.5	...	3
175...	**132	55	50	35	15	5	4	1	16	24000	8.3	32	47	3.1	1	3
176...	**134	53	46	35	11	7	4	3	19	21000	7.0	28	49	3.2	...	2
177...	141	67	65	33	32	2	2	22	12500	6.0	40	42	2.5	...	10
177...	144	53	14	9	5	29	26	3	10	7500	6.1	33	53	4.0	...	6
178...	*154	60	35	33	2	25	25	17	9000	6.1	38	45	4.2	...	4
179...	113	39	9	9	...	18	13	5	12	6000	4.9	23	38	3.9	...	7
181...	75	31	4	4	...	16	16	11	5	9000	5.4	22	37	4.0	...	2
182...	77	31	16	16	...	7	7	8	8	9500	6.3	20	42	4.0
183...	108	38	32	32	...	6	6	12	10000	6.2	26	47	4.5
184...	132	38	20	20	...	16	15	1	...	2	16	9000	6.1	17	38	4.8	...	4
185...	35	13	4	4	...	8	8	1	5	...	4.2	5	63	4.0	...	2
186...	64	15	11	11	...	4	4	9	8000	4.9	6	59	4.7	...	3
187...	46	14	12	12	...	2	2	8	8500	5.0	6	44	4.7	...	2
188...	51	19	17	15	2	2	2	14	8500	5.1	5	50	3.6	...	1
189...	83	23	22	22	...	1	1	14	9000	5.1	9	62	4.6	...	5
190...	54	21	14	14	...	3	3	4	10	8000	5.7	10	67	4.3	...	2
191...	46	18	12	12	...	3	2	1	...	3	8	8000	6.1	9	67	4.1	...	1
192...	165	47	32	32	...	12	10	2	...	3	17	8500	5.4	27	50	4.5	...	11
194...	91	35	12	10	2	19	15	4	...	4	18	6500	4.9	17	39	3.7	...	3
195...	78	24	9	9	...	13	12	1	...	2	16	6500	6.6	6	37	5.0	6	...
196...	80	29	6	6	...	20	16	4	...	3	11	7500	6.5	14	41	3.4	1	...
197...	74	20	2	2	...	16	14	2	...	2	11	4000	5.0	8	50	3.5	1	5
198...	68	19	6	6	...	7	7	6	8	5000	5.6	10	41	5.2	6	...
199...	91	28	10	10	...	15	15	3	19	6000	5.3	6	46	4.5	...	4
201...	146	39	17	15	2	20	15	4	1	2	22	5000	5.4	15	35	4.5	...	9
202...	31	6	5	4	1	...	1	4	1	4
203...	56	18	1	1	...	11	9	1	1	6	5	...	5.4	10	46	4.6	...	1
204...	108	32	9	6	3	18	17	...	1	5	20	5500	4.7	10	41	4.5	...	7
205...	86	21	7	7	...	13	13	14	6500	5.8	6	50	5.0	...	4
206...	97	20	12	12	...	7	7	11	7000	5.5	8	46	5.4	...	5
207...	42	10	1	1	...	7	7	2	4	6	43	4.8	...	2
208...	6	3
209...	8	1
210...	40	9	3	3	...	6	6	5	7500	5.8	4	1
211...	53	17	8	8	...	6	6	3	14	6500	5.1	2	1
212...	*287	74	33	29	4	5	1	2	2	36	46	5000	5.0	23	23	3.8	...	22
213...	4	4
214...	198	62	8	6	2	42	38	3	1	12	37	4500	4.8	22	33	3.4	1	12
215...	223	58	45	43	2	10	10	3	31	6000	5.6	25	36	4.5	...	12
216...	38	8	4	4	...	2	1	...	1	2	5	4500	4.4	2	3
219...	49	11	6	6	...	2	...	2	3	9	6500	6.3	2	2
220...	156	45	32	32	...	7	7	6	31	6000	5.4	13	39	4.5	...	3
221...	64	18	14	14	...	4	4	13	4500	4.8	5	...	4.0	...	3
222...	221	70	51	51	...	12	12	7	50	6000	5.7	14	48	4.3	...	5
223...	106	27	17	17	...	8	8	2	15	6500	5.4	12	53	4.1	...	5
224...	43	9	8	8	...	1	1	8	7500	5.9	1	1
225...	56	22	14	14	...	8	8	15	7000	5.8	4	1
226...	44	16	10	10	...	5	5	1	9	5500	5.0	5	35	4.4
227...	38	12	5	5	...	4	4	3	6	4500	5.0	6	16	2.3	...	3
228...	24	8	8	8	6	7000	5.2	1	1
229...	35	9	6	6	...	3	3	5	...	4.8	4	1
230...	52	15	11	9	2	1	1	3	9	5500	5.2	5	22	4.2	...	2
231...	89	19	2	1	1	3	1	1	1	14	8	4000	5.0	9	26	3.9	...	9
232...	35	8	1	1	...	1	1	6	4	4	4
233...	113	40	27	27	...	11	11	2	26	7500	5.2	11	37	4.0	...	4
235...	13	4
236...	184	53	25	24	1	13	12	1	...	15	24	7000	5.3	26	39	4.6	...	9
237...	99	32	22	22	...	7	7	3	24	9000	5.5	8	44	4.9	...	2
238...	105	35	28	28	...	6	6	1	24	7000	5.8	8	49	5.5	...	2
239...	79	28	17	17	...	9	9	2	18	9000	5.6	10	52	4.6	...	1
240...	28	9	8	8	...	1	1	9	9500	5.4	1
244...	**48	13	8	8	...	4	4	1	8	9000	6.9	3	1
245...	55	23	20	20	...	2	2	1	8	10000	6.4	11	45	3.9	...	3
247...	110	45	17	16	1	22	17	4	1	6	17	5500	5.3	20	48	3.6	...	6
248...	78	37	23	19	4	7	7	7	17	5500	5.9	16	32	3.9	...	2
249...	186	66	46	42	4	18	18	2	29	6500	5.2	29	45	4.3	...	6
250...	**151	47	39	31	8	6	4	2	...	2	21	11500	5.8	25	43	3.5	2	1
251...	174	73	71	56	15	2	2	29	11000	5.9	38	49	3.1	...	9
252...	**186	64	37	37	...	26	26	1	17	14500	7.3	38	53	3.5	...	5
253...	*159	69	44	41	3	25	21	4	23	11000	7.0	35	50	3.2	...	7
254...	*86	40	25	25	...	15	10	5	8	10500	8.3	25	50	4.0	...	2
255...	114	46	30	29	1	14	14	2	14	15000	7.4	27	49	4.1	2	4
256...	156	65	38	35	3	20	20	7	9	19000	6.4	48	48	3.8	19	5

Table 2.—CHARACTERISTICS OF HOUSING UNITS, BY BLOCKS: 1960—Con.

[“Total population” contains no persons in group quarters unless preceded by asterisk; one asterisk (*) denotes less than 10 percent; two asterisks (**), 10 percent or more.]

Blocks within block numbering areas	Total population	All housing units by condition and plumbing										Occupied housing units						
		Sound				Deteriorating				Dilapidated	Owner occupied			Renter occupied				
		Total	Total	With all plumbing facilities	Lacking some or all facilities	Total	With all plumbing facilities	Lacking some or all facilities	With flush toilet		No flush toilet	Total	Average value (dollars)	Average number of rooms	Total	Average contract rent (dollars)	Average number of rooms	Occupied by non-white
257...	**48	23	6	6	...	14	10	4	...	3	3	...	17	35	3.1	1	...	
258...	**60	36	28	27	1	5	5	3	2	...	26	53	4.4	1	...	
259...	**45	17	11	9	2	6	6	17	48	1.8	
260...	**50	22	6	6	...	3	2	1	...	13	16	77	3.4	25	...	
264...	73	26	7	7	...	7	7	12	5	16500	20	29	2.6	17	...	
265...	**67	18	14	13	1	2	2	2	...	12000	9	42	3.4	3	...	
267...	63	22	18	17	1	4	4	11	9500	10	105	4.5	
268...	79	23	21	21	...	2	2	7	11000	13	48	5.2	
269...	*384	138	48	44	4	69	51	17	1	21	36	8500	95	36	3.9	96	16	
270...	83	36	15	12	3	16	10	6	...	5	7	6500	27	38	3.3	2	...	
271...	19	8	5	5	...	1	1	2	3	...	4	1	...	
272...	46	20	11	10	1	9	8	1	9	8000	7	37	3.9	
273...	69	22	14	14	...	6	6	2	8	8000	10	42	5.1	
274...	73	19	11	11	...	7	7	1	9	8500	9	51	5.6	
276...	71	27	12	11	1	13	11	2	...	2	10	8000	14	41	3.6	
277...	65	24	18	18	...	6	6	14	10500	8	45	4.6	
278...	136	48	36	36	...	12	12	26	10500	19	41	4.7	
279...	129	41	23	21	2	15	15	3	12	11500	27	43	4.4	
280...	185	78	45	43	2	33	30	3	17	14500	51	44	3.7	4	6	
281...	153	42	22	22	...	13	13	7	12	7500	26	38	4.8	35	9	
282...	*115	32	27	25	2	4	4	1	15	8500	16	46	5.0	28	4	
283...	100	33	30	27	3	3	3	2	20	7000	13	44	4.6	33	6	
284...	116	32	20	20	...	11	8	3	...	1	16	6500	15	37	4.7	
285...	180	50	33	33	...	14	10	4	...	3	20	7500	27	38	4.1	
286...	125	37	34	34	...	2	1	1	18	8500	19	43	4.5	37	3	
287...	98	41	30	30	...	9	9	2	29	7500	10	39	4.1	39	1	
288...	310	101	94	90	4	5	2	3	...	2	4	...	94	33	3.6	94	22	
289...	133	43	41	41	...	2	2	17	9000	25	40	4.7	35	3	
290...	159	51	12	12	...	15	13	2	17	11500	27	38	4.1	39	10	
291...	70	24	18	18	...	2	2	24	13	9000	8	44	4.5	19	1	
292...	53	16	4	4	12	3	...	13	43	4.5	16	4	
293...	147	50	30	28	2	16	15	1	...	4	22	10000	23	54	4.4	21	4	
294...	163	69	29	26	3	23	18	5	...	17	32	10000	6.4	35	4.1	3.4	21	4
295...	140	55	28	28	...	8	7	1	...	19	14	12500	6.6	37	5.1	4.2	21	5
296...	124	59	33	29	4	15	15	11	14	14000	6.6	38	5.4	4.0	22	3
297...	153	77	59	44	15	16	11	5	...	2	6	15000	7.2	59	4.5	3.3	23	5
298...	93	41	31	31	...	3	3	7	8	16500	7.3	24	4.8	4.7	7	1
299...	68	41	31	31	...	1	1	9	10	33000	7.9	25	5.8	3.7	1	...
300...	119	63	54	53	1	6	6	3	14	19500	7.6	38	5.6	3.7	3	...
301...	133	55	51	49	2	4	4	27	19000	7.3	28	6.0	4.9	2	...
302...	54	24	20	20	...	4	4	7	19500	6.3	16	5.9	4.5
303...	39	16	14	14	...	2	2	9	17000	6.8	6	5.9	4.2
304...	86	41	40	38	2	1	1	17	17500	6.2	23	6.7	4.4
305...	138	62	61	57	4	33	16500	6.6	26	6.0	4.6
306...	143	57	43	38	5	10	10	4	31	12000	6.5	23	5.6	4.0	9	1
307...	90	31	21	21	...	3	2	1	...	7	18	9000	6.2	11	5.4	3.5	29	3
308...	70	23	4	4	...	8	8	11	15	6500	5.2	7	3.5	3.7	38	3
309...	108	41	10	10	...	2	2	29	11	7000	6.5	27	3.7	3.7	70	14
310...	302	72	82	52	...	16	16	4	39	9500	6.5	33	4.0	5.2	70	5
311...	223	71	66	62	4	4	4	1	42	9000	6.1	27	4.1	4.9	67	...
312...	83	30	25	24	1	5	5	18	10000	6.4	9	4.4	4.1	13	2
313...	72	31	27	27	...	4	1	3	11	17500	6.6	18	5.0	4.2
314...	71	32	26	24	2	6	5	1	12	12500	6.6	18	5.2	3.8
315...	56	20	18	18	...	2	2	13	12500	7.2	6	5.8	5.0
316...	54	20	19	19	...	1	1	10	12500	6.7	9	6.6	4.3
317...	70	25	18	18	...	7	7	16	13000	6.3	6	...	4.5
318...	61	23	19	19	...	4	4	11	11500	7.2	10	5.0	5.0
319...	73	26	19	19	...	7	7	15	10000	5.9	10	4.5	5.1
320...	77	31	28	26	2	3	3	18	9500	5.8	11	4.1	3.8
B.....	*18376	5998	4723	4581	142	1082	940	131	11	193	3204	11000	5.6	2424	50	4.1	85	555
1...	9	4
2...	11	8	3	3	...	5	5	1	...	4	
3...	13	15	15	1	14	10	30	1.4	
5...	6	4	
6...	24	5	1	1	...	1	1	3	2	...	3	
7...	*13	4	
9...	**143	29	1	1	...	12	11	1	...	16	18	4500	5.4	11	2.9	4.3
10...	31	5	1	1	...	3	3	1	1	...	4	
16...	11	3	
17...	*198	57	12	11	1	24	16	7	1	21	25	4500	5.1	30	2.9	3.5	22	14
18...	**12
27...	79	28	28	28	17	10500	5.3	10	5.7	4.6
28...	72	26	26	26	16	10500	5.9	7	5.1	4.1
29...	70	23	23	23	16	10000	5.1	6	6.1	4.5
30...	115	39	39	38	1	29	12000	6.0	8	5.0	3.5
31...	22	7	7	7	6	12000	5.8	1
32...	43	15	13	12	1	2	2	15	13000	5.4
33...	91	28	19	19	...	9	9	14	15500	5.9	12	4.9	4.2
34...	78	21	21	21	20	16500	6.7	1
35...	61	20	20	20	18	15000	6.2	2
36...	97	28	28	28	27	16000	6.4	1
37...	93	28	28	28	25	12000	5.2	3
38...	83	24	24	24	21	13500	5.2	3
39...	65	21	21	21	19	12000	5.6	2
40...	73	29	28	28	...	1	1	26	11500	4.7	1
41...	96	28	27	27	...	1	1	23	12000	5.3	4

Table 2.—CHARACTERISTICS OF HOUSING UNITS, BY BLOCKS: 1960—Con.

["Total population" contains no persons in group quarters unless preceded by asterisk; one asterisk (*) denotes less than 10 percent; two asterisks (**), 10 percent or more]

Blocks within block numbering areas	Total population	All housing units by condition and plumbing										Occupied housing units						
		Total	Sound			Deteriorating				Dilapidated	Owner occupied			Renter occupied			Occupied by non-white	1.01 or more persons per room
			Total	With all plumbing facilities	Lacking some or all facilities	Total	With all plumbing facilities	Lacking some or all facilities			Total	Average value (dollars)	Average number of rooms	Total	Average contract rent (dollars)	Average number of rooms		
						With flush toilet	No flush toilet											
42...	89	30	30	30	24	12500	5.4	5	60	5.0	...	2	
43...	*56	17	17	17	13	11000	5.0	4	
44...	68	21	21	21	14	10500	5.1	6	53	4.5	
45...	56	19	18	18	...	1	1	17	11500	4.8	2	2	
46...	64	21	20	20	...	1	1	20	10500	5.1	1	1	
47...	12	4	
48...	71	23	19	19	...	4	4	17	8500	4.9	5	52	3.2	...	3	
49...	12	5	4	4	...	1	1	3	2	
50...	8	3	
51...	30	10	8	8	...	2	2	9	9000	5.1	1	
52...	68	26	22	22	...	4	4	22	11000	5.3	3	
53...	74	24	22	22	...	1	1	20	10000	5.5	3	1	
54...	112	34	32	32	...	2	2	30	12500	5.6	4	1	
55...	53	15	15	15	13	12000	5.0	2	1	
56...	41	21	21	21	14	13500	6.0	6	57	3.8	
57...	110	30	30	30	22	14000	6.3	8	53	4.1	...	4	
58...	57	21	16	15	1	5	5	15	13000	5.9	6	...	4.7	...	1	
59...	82	25	23	22	1	2	2	21	13500	6.2	2	1	
60...	85	26	24	24	...	2	2	18	14500	6.3	8	61	4.4	...	2	
61...	131	45	36	36	...	9	9	24	16000	6.0	19	70	4.2	
62...	294	85	77	77	...	8	8	66	9000	4.9	17	51	5.1	...	11	
63...	36	12	8	8	...	4	4	8	10000	6.0	3	1	
64...	71	19	16	16	...	3	3	14	8000	5.4	4	2	
66...	92	38	16	16	...	19	12	7	...	3	9500	6.0	23	46	3.0	...	4	
67...	88	34	32	32	...	2	2	15	10000	5.7	13	44	4.2	...	3	
68...	*110	34	29	29	...	5	5	16	8000	5.2	17	47	4.3	...	6	
69...	105	35	11	11	...	20	18	2	...	4	8500	5.6	16	55	4.0	...	5	
70...	67	30	27	27	...	3	3	14	8500	5.5	13	57	3.8	...	1	
71...	*44	11	10	10	...	1	1	6	10500	6.0	5	47	4.2	...	1	
72...	24	10	9	9	...	1	1	3	5	42	4.4	
73...	59	17	6	6	...	11	5	6	...	6	7000	5.2	11	42	3.2	...	7	
74...	51	20	11	11	...	9	8	1	...	9	9500	5.3	10	45	3.7	...	2	
75...	83	23	10	10	...	12	12	1	10000	6.3	12	47	4.7	...	6	
76...	50	14	5	5	...	7	3	3	1	2	15500	7.0	6	...	3.5	...	3	
77...	29	9	4	4	...	5	5	6	9000	6.2	3	
78...	80	24	17	16	1	7	6	1	...	10	12000	6.4	14	49	4.1	...	5	
79...	59	17	10	10	...	7	6	1	...	3	11	47	4.3	...	5	
80...	*80	22	8	8	...	14	12	2	...	10	10000	5.3	12	48	4.2	...	3	
81...	82	20	8	6	2	12	11	1	...	9	8500	5.2	11	40	4.5	...	6	
82...	40	12	1	1	...	11	11	6	9500	4.8	6	44	3.7	...	2	
83...	130	60	53	53	...	7	7	10	7000	4.7	46	66	3.2	...	4	
84...	83	36	33	31	2	2	2	18	11500	5.7	14	41	3.4	...	1	
85...	142	51	44	44	...	6	3	3	...	21	9000	6.0	26	49	3.1	...	6	
86...	175	57	53	53	...	4	4	29	9000	5.6	23	55	5.0	1	3	
87...	109	37	35	35	...	2	2	21	8000	5.5	13	50	5.3	...	3	
88...	108	36	32	32	...	4	4	8	8000	5.5	22	53	5.2	...	5	
89...	91	32	16	16	...	6	6	10	7500	4.9	21	40	4.5	11	3	
90...	59	32	26	26	...	6	6	14	11000	6.1	10	50	5.1	...	1	
91...	66	23	21	20	1	2	1	1	...	17	11000	6.1	4	1	
92...	*164	48	28	28	...	13	12	1	...	15	7500	5.5	32	44	4.4	5	9	
93...	169	55	27	26	1	19	15	3	1	9	8000	5.8	28	48	3.8	9	8	
94...	109	35	33	31	2	2	1	1	...	16	9500	5.6	15	46	4.1	...	5	
95...	44	15	14	13	1	1	1	2	8	47	4.4	1	2	
96...	93	23	15	14	1	6	5	...	1	2	6000	4.3	5	42	4.8	...	8	
97...	95	36	30	26	4	6	4	2	...	17	15000	6.8	14	45	4.0	...	15	
98...	228	84	32	25	7	43	29	12	2	9	7500	6.0	55	38	3.7	17	15	
99...	129	43	43	41	2	11	10500	6.5	28	48	3.9	...	5	
100...	127	57	57	56	1	16	11500	5.2	33	56	4.2	...	4	
101...	189	84	82	77	5	2	2	15	14000	6.1	58	50	3.9	...	5	
102...	79	34	33	31	2	1	...	1	...	9	10500	6.4	21	43	4.9	...	2	
103...	95	50	48	42	6	2	2	8	13500	6.3	32	40	4.3	...	3	
104...	92	41	41	36	5	10	16500	6.2	29	56	4.1	...	2	
105...	130	68	68	68	14	16500	6.7	43	48	3.7	...	2	
106...	45	11	5	5	...	6	5	1	10	37	4.4	3	5	
107...	20	12	4	4	...	1	1	7	7	36	2.4	2	4	
108...	125	51	41	40	1	10	10	10	27000	8.1	34	54	4.0	1	5	
109...	128	64	57	38	19	2	2	6	6.2	54	54	3.1	1	6	6	
110...	*56	1	
111...	44	30	26	13	13	3	3	1	30	34	2.2	...	1	
112...	*176	40	40	19	21	40	38	1.2	...	4	
113...	77	32	26	21	5	5	5	1	29	53	4.3	...	2	
114...	*91	25	24	24	...	1	1	8	...	6.8	13	74	5.9	
115...	*154	66	66	66	13	19000	7.0	50	58	4.3	2	4	
116...	*118	51	50	50	...	1	1	14	22000	8.6	30	56	4.0	
117...	127	57	56	54	2	1	1	18	14500	7.2	38	58	4.4	
118...	119	57	57	56	1	18	14000	6.3	36	53	4.1	...	2	
119...	*145	62	62	60	2	17	14000	5.6	40	52	4.1	...	2	
120...	214	71	64	64	...	5	2	3	...	2	11000	5.6	28	40	4.6	...	6	
121...	66	24	24	24	20	14000	5.8	4	
122...	161	56	54	53	1	2	1	1	...	39	13000	6.1	14	54	4.6	...	1	
123...	185	72	63	62	1	6	5	1	...	3	9000	5.8	29	49	4.4	...	4	
124...	81	32	30	30	...	1	1	22	16000	6.5	9	52	3.8	
125...	70	28	28	28	15	17500	5.6	12	92	4.1	
126...	114	39	25	25	...	11	11	3	14000	5.6	14	44	3.9	...	6	
127...	115	36	28	28	...	8	8	23	15500	6.1	11	50	5.1	
128...	79	33	31	31	...	2	2	14	9000	5.8	13	53	4.9	...	2	
129...	137	49	31	31	...	18	17	1	...	26	9500	5.2	22	40	4.9	...	4	

Table 2.—CHARACTERISTICS OF HOUSING UNITS, BY BLOCKS: 1960—Con.

["Total population" contains no persons in group quarters unless preceded by asterisk; one asterisk (*) denotes less than 10 percent; two asterisks (**), 10 percent or more]

Blocks within block numbering areas	Total population	All housing units by condition and plumbing									Occupied housing units							
		Total	Sound			Deteriorating			Dilapidated	Owner occupied			Renter occupied			Occupied by non-white	1.01 or more persons per room	
			Total	With all plumbing facilities	Lacking some or all facilities	Total	With all plumbing facilities	Lacking some or all facilities		Total	Average value (dollars)	Average number of rooms	Total	Average contract (dollars)	Average number of rooms			
						With flush toilet	No flush toilet											
224...	91	23	8	8	...	12	11	1	...	3	7	6000	6.0	14	38	4.4	...	4
225...	40	18	1	1	...	12	11	1	...	5	5	8000	5.4	8	39	3.1	...	3
228...	99	29	14	14	...	12	11	1	...	3	18	6000	4.6	10	40	3.8	...	10
231...	9	3
232...	127	38	36	36	...	2	2	30
234...	49	15	9	8	1	6	6	8	9500	5.9	8	50	3.5
235...	47	14	14	14	9	7000	6.3	6	...	4.5
236...	84	25	24	24	...	1	1	19	9500	4.9	5	39	4.0
C.....	*11539	4032	3251	3202	49	696	584	47	65	85	2428	18500	6.6	1399	61	4.4	60	200
	*184	82	5	5	...	65	65	12	11	8500	5.7	62	42	4.1	12	3
1...	184	96	20	20	...	69	66	3	...	7	7	16000	7.7	83	49	3.4	...	4
2...	147	65	42	41	1	23	11	12	24	12500	7.0	37	52	4.3	12	1
3...	140	59	59	59	19	15500	7.8	37	65	4.6	...	2
4...	63	31	31	31	11	13000	5.8	16	64	4.3	1	...
5...	102	46	46	46	23	13500	6.7	16	60	4.1	...	1
6...	65	31	31	30	1	16	15500	5.9	12	53	4.3
7...	50	20	19	19	1	8	21000	7.6	11	55	2.8
8...	209	69	56	56	...	9	8	1	...	4	31	12500	6.5	37	53	5.0	...	5
9...																		
10...	52	16	12	12	...	4	4	12	18000	6.1	4
11...	6	2
12...	89	31	28	28	...	3	3	12	22000	6.4	18	83	4.7	...	2
13...	70	28	26	26	...	2	2	12	20000	5.9	16	69	4.3	...	1
14...	*105	19	19	19	16	19500	7.6	3
15...	49	18	18	18	8	28000	7.6	7	91	5.4	...	1
16...	87	37	36	36	...	1	1	13	13500	6.1	18	59	4.6	1	...
17...	73	29	29	28	1	13	14500	6.5	14	65	4.7
18...	75	25	24	22	2	1	1	14	13500	6.6	10	51	3.9	...	3
19...	33	14	12	12	...	2	2	6	16500	6.0	6	58	3.2	...	2
20...	62	19	19	19	10	12500	5.4	9	53	5.6	...	1
21...	123	44	42	42	...	2	2	29	11000	6.1	14	48	4.8	...	2
22...	138	43	41	41	...	2	2	27	14500	6.5	14	51	4.9	...	4
23...	145	47	47	47	29	13500	6.5	17	52	4.4	...	1
24...	120	43	43	42	1	24	11000	5.8	17	48	4.4	...	1
25...	67	17	14	14	...	3	3	5	9500	6.6	11	44	4.5	...	4
26...	58	20	19	19	...	1	1	12	9000	5.0	8	43	4.1	...	1
28...	62	20	15	15	...	5	3	2	9	11500	5.4	11	53	3.3	...	3
29...	4	2
30...	68	24	24	24	16	17500	6.2	8	101	5.3
31...	65	23	23	23	14	18000	5.9	9	69	3.4
32...	1	1
33...	198	69	58	58	...	8	8	3	46	11500	6.4	23	54	4.8	...	2
34...	141	53	41	41	...	12	12	34	11000	5.9	16	58	4.9	...	2
36...	63	23	23	23	12	12000	5.9	10	56	5.6
37...	107	38	38	38	16	16000	7.7	19	55	4.1	...	3
38...	123	43	42	42	1	18	11500	6.5	22	82	4.5	...	5
39...	95	32	5	5	...	21	21	6	14	11500	7.5	17	44	3.8	...	5
40...	97	39	8	8	...	28	22	6	...	3	5	...	6.0	31	42	3.8	...	4
41...	36	12	9	9	3	3	6	43	4.8	...	2
42...	104	52	5	5	...	46	41	5	...	1	12	12500	6.8	32	57	4.5	13	1
43...	140	55	29	29	...	26	24	2	13	13000	7.1	41	66	4.1	...	2
44...	61	22	6	6	...	16	16	7	16500	6.7	12	60	5.3	...	1
45...	56	22	12	12	...	10	9	1	16	17500	6.9	5	63	4.0	...	2
46...	109	38	38	38	25	18000	6.7	13	48	4.3	...	1
47...	101	35	35	35	25	18000	6.9	10	47	4.4	...	1
48...	88	31	31	31	24	19000	6.9	5	...	5.4	...	1
49...	49	13	13	13	12	19500	7.4	1
50...	105	42	42	42	20	17000	6.1	21	58	4.0	...	1
51...	99	35	35	35	22	15500	6.2	13	72	4.3	...	1
52...	81	33	30	30	...	3	3	21	13500	6.0	10	59	3.8	...	1
53...	82	33	32	26	6	10	12000	5.0	19	55	4.4	...	1
55...	21	8	2	2	...	6	6	5	6500	5.2	3
58...	19	8	4	4	...	4	4	1	5	59	3.8	...	1
59...	69	23	17	17	...	5	5	1	13	10000	5.8	9	45	4.4	...	2
60...	109	28	24	24	...	4	4	23	9500	5.3	4	6
61...	81	23	10	10	...	10	9	1	...	3	12	8500	6.0	11	38	4.3	...	3
64...	55	19	14	14	...	5	5	11	9000	4.9	8	51	4.1	...	2
65...	105	41	33	32	1	8	8	28	8500	5.3	12	52	3.8
66...	95	31	28	28	...	3	3	27	16000	5.6	4	1
67...	129	48	46	46	...	2	2	26	17500	5.8	20	77	4.7
68...	70	29	25	25	...	4	4	17	22000	6.5	8	79	4.6	...	1
69...	103	39	37	37	...	2	2	21	20000	7.6	15	66	5.6
70...	38	11	11	11	11	27000	7.9
71...	13	4
72...	75	20	20	20	20	29000	8.4
73...	42	14	14	14	13	25000	8.4	1
74...	63	19	19	19	18	26000	9.0
75...	132	50	38	38	...	12	12	26	15000	7.3	21	65	4.9	5	1
76...	*102	41	22	22	...	17	15	2	...	2	17	15500	6.9	22	50	4.1	7	1
77...	108	53	17	17	...	36	34	2	17	20000	7.0	34	69	4.4	1	1
78...	172	70	54	54	...	16	16	20	20000	7.5	43	112	4.8	1	...
79...	66	19	18	18	...	1	1	17	30000	9.5	2
80...	59	21	21	21	17	27000	8.2	3
81...	64	19	19	19	17	26000	7.7	2
82...	79	21	20	20	...	1	1	20	23000	8.3	1
83...	46	13	13	13	11	29000	8.7	2
84...	107	29	29	29	24	23000	7.6	4	1
85...	59	21	19	19	...	2	2	19	22000	7.2
86...	71	25	24	24	...	1	1	22	19500	6.6	1

Table 2.—CHARACTERISTICS OF HOUSING UNITS, BY BLOCKS: 1960—Con.

["Total population" contains no persons in group quarters unless preceded by asterisk; one asterisk (*) denotes less than 10 percent; two asterisks (**), 10 percent or more.]

Blocks within block numbering areas	Total population	All housing units by condition and plumbing									Occupied housing units								
		Sound			Deteriorating			Dilapidated	Owner occupied			Renter occupied							
		Total	With all plumbing facilities	Lacking some or all facilities	Total	With all plumbing facilities	Lacking some or all facilities		Total	Average value (dollars)	Average number of rooms	Total	Average contract rent (dollars)	Average number of rooms	Occupied by non-white	1.01 or more persons per room			
87...	120	37	36	36	...	1	1	34	17000	7.0	1
88...	81	27	25	25	...	2	2	18	14000	6.1	9
89...	98	32	29	29	...	3	3	21	13500	5.3	11	89	5.1
90...	85	28	25	25	...	3	3	23	14500	5.8	5	78	5.0
97...	63	14	13	3	...	10	1	10	4000	4.9	3	...	4.2
99...	201	52	30	11	19	19	2	...	17	3	35	4500	5.5	13	31	3.8
100...	110	24	10	7	3	13	6	2	5	1	14	5000	4.9	8	29	3.9
101...	62	16	5	2	3	9	2	...	7	2	13	3500	4.5	2
102...	122	36	15	13	2	21	17	1	3	...	22	5500	5.1	10	29	4.8
103...	107	37	24	24	...	13	9	4	26	7500	5.3	10	31	4.2
104...	41	12	11	10	1	1	1	...	9	8500	5.3	3
106...	11	2
112...	25	9	5	5	...	4	1	...	3	...	5	5500	4.2	2
113...	39	9	6	6	...	3	...	1	2	...	9	9000	4.9
116...	13	4
120...	27	12	11	1	9	11000	4.9	1
121...	18	4
122...	23	7	4	4	...	3	3	6	11500	6.0	1
123...	76	26	26	26	22	32000	7.5	1
124...	15	5	5	5	4	1
125...	11	4
128...	55	22	21	21	...	1	1	17	23000	7.4	4
129...	79	22	18	18	...	4	4	19	20000	7.9	3
130...	46	17	13	13	...	4	4	15	26000	7.7	2
131...	22	9	9	9	8	17000	6.9	1
132...	63	20	15	15	...	5	5	19	18000	6.4	1
133...	63	20	19	19	...	1	1	20	19000	7.1
134...	32	11	7	7	...	4	4	9	20000	6.0	2
135...	14	4
136...	56	18	18	18	17	29000	8.5	1	1
137...	63	17	17	17	15	31000	8.4	2
138...	59	17	17	17	15	32000	7.8	1
139...	58	15	15	15	12	32000	8.6	3
140...	87	34	34	34	14	20000	6.6	20	85	5.6
141...	85	38	38	38	22	20000	7.9	14	57	3.6
142...	124	55	55	55	20	21000	7.4	32	98	4.4
143...	121	41	41	41	23	21000	7.1	18	100	4.7
144...	48	17	17	17	14	30000	8.6	1
145...	64	19	19	19	18	31000	7.3	1
146...	56	16	16	16	16	32000	8.4
147...	63	17	17	17	16	31000	8.2	1
148...	20	8	8	8	7	28000	8.1
149...	26	10	9	9	...	1	1	8	27000	8.0	1
150...	26	6	6	6	6	36000	8.2
152...	46	15	15	15	12	39000	8.2	1
155...	21	6	6	6	5	24000	7.6	1
156...	49	19	19	19	15	28000	8.7	2
157...	49	14	14	14	8	36000	8.8	5	...	6.6
158...	23	8	8	8	7	42000	7.9	1
160...	14	6	6	6	5	31000	8.0
161...	65	21	21	21	20	36000	8.4	1
162...	2	2
163...	16	4
164...	10	3
165...	21	7	7	7	6	39000	7.7	1
166...	16	5	5	5	5	...	8.0
167...	29	9	9	9	8	31000	7.9	1
168...	35	8	8	8	8	40000	9.5
169...	81	27	17	16	1	3	3	7	22	9500	4.8	3
170...	7	1
171...	136	39	27	25	2	7	6	1	...	5	24	6500	5.3	14	46	4.1
172...	23	8	7	7	1	5	...	5.0	2
173...	80	27	19	19	...	7	6	...	1	1	18	8500	5.3	8	44	4.9
174...	14	5	1	1	...	2	2	5	9000	5.6
175...	14	6	4	4	...	1	1	2	4
177...	354	102	59	55	4	30	13	1	16	13	65	8500	5.3	28	45	3.9
178...	39	11	11	11	11	16000	5.1
179...	70	21	21	21	20	14000	5.6
180...	16	4
181...	67	21	21	21	19	15000	5.2
185...	12	4
186...	12	4
187...	16	6	6	6	5	42000	10.2	1
188...	19	7	7	7	6	42000	7.2
189...	5	4
191...	8	2
192...	308	99	95	95	...	4	4	59	14000	5.8	38	60	5.0
193...	5	1
194...	27	11	11	11	11	25000	6.3
195...	17	6	6	6	6	29000	8.8
196...	10	3
197...	9	3
198...	262	81	81	81	74	32000	6.7	3
199...	22	6	6	6	6	30000	6.8
200...	3	1
203...	13	6	6	6	4	2
204...	30	9	9	9	9	21000	5.6

Table 2.—CHARACTERISTICS OF HOUSING UNITS, BY BLOCKS: 1960—Con.

["Total population" contains no persons in group quarters unless preceded by asterisk; one asterisk (*) denotes less than 10 percent; two asterisks (**), 10 percent or more]

Blocks within block numbering areas	Total population	All housing units by condition and plumbing										Occupied housing units							
		Sound					Deteriorating					Owner occupied			Renter occupied				
		Total	Total	With all plumbing facilities	Lacking some or all facilities	Total	With all plumbing facilities	Lacking some or all facilities		Dilapidated	Total	Average value (dollars)	Average number of rooms	Total	Average contract rent (dollars)	Average number of rooms	Occupied by non-white	1.01 or more persons per room	
								With flush toilet	No flush toilet										
205...	4	1		
D.....	*26759	8587	7649	7545	104	790	718	65	7	148	5422	15500	6.0	2781	56	4.3	272	448	
2...	388	97	87	67	20	9	4	2	3	1	37	5500	5.4	56	31	4.3	5	31	
3...	128	38	25	20	5	12	2	9	1	1	12	5500	4.7	24	31	3.6	2	10	
4...	58	11	5	5	...	6	4	2	2	8	33	4.6	3	6	
5...	40	10	8	5	3	1	1	1	2	8	49	3.8	...	4	
6...	87	29	12	10	2	15	6	9	...	2	9	12000	6.8	18	38	3.2	...	5	
8...	47	22	19	18	1	3	3	7	10500	6.1	9	41	4.4	
9...	125	31	22	22	...	9	9	20	9000	5.9	11	53	4.4	...	5	
10...	40	11	10	10	...	1	1	6	10500	6.2	5	52	5.2	
11...	66	17	13	13	...	4	3	1	14	8000	5.8	3	1	
12...	132	42	26	25	1	16	14	2	14	7000	5.3	25	39	5.0	...	7	
13...	84	23	13	13	...	10	9	1	13	4000	4.7	10	43	4.3	...	2	
14...	97	35	35	27	8	8	6500	5.5	22	30	3.9	...	7	
15...	203	67	65	62	3	2	2	35	6000	5.7	26	40	4.7	6	7	
20...	22	6	6	6	6	25	4.3	...	2	
22...	36	9	8	8	...	1	1	8	7500	5.1	1	4	
23...	29	8	6	6	...	2	1	1	6	6500	5.7	2	1	
25...	8	2
27...	8	1
29...	72	21	19	19	...	2	2	11	8500	4.9	10	62	4.7	...	3	
30...	14	4
31...	32	10	10	10	8	10000	5.6	2
32...	54	14	14	14	13	9500	5.6	1
33...	123	35	29	29	...	6	6	23	8000	5.2	11	57	5.5	...	1	
34...	39	13	13	13	10	9500	4.9	2	2	
35...	35	11	6	6	...	3	3	2	9	4000	5.4	1	2	
37...	78	31	20	20	...	7	7	4	21	9000	5.9	6	36	3.8	...	1	
38...	133	38	31	31	...	6	6	1	31	8000	5.6	6	59	4.8	...	4	
39...	46	17	16	16	...	1	1	11	8000	5.3	5	...	4.4	2	...	
40...	176	54	37	37	...	16	16	1	43	6500	5.3	9	52	5.4	3	7	
41...	18	6	6	6	5	9500	5.2	1	6	...	
42...	4	1
44...	69	24	23	23	...	1	...	1	15	7000	5.1	5	...	5.0	3	1	
45...	*187	60	37	36	1	19	17	2	...	4	32	7000	5.1	24	30	3.8	4	10	
46...	223	74	46	46	...	28	26	2	33	8500	5.4	37	39	4.3	...	11	
47...	33	13	13	12	1	8	8000	5.4	4	
48...	15	6	6	6	5	7000	5.0	
49...	*1801	148	129	126	3	19	19	97	10000	5.8	45	49	4.1	...	5	
50...	151	51	49	48	1	2	2	43	12000	6.2	7	63	5.1	...	2	
51...	103	40	40	40	30	12000	5.9	8	74	5.6	...	1	
52...	134	58	57	55	2	1	1	25	10500	6.2	30	54	4.2	...	1	
53...	89	31	29	29	...	2	...	2	16	10000	5.8	13	54	5.2	5	1	
54...	116	40	39	39	...	1	1	16	11500	7.3	21	39	4.0	9	1	
55...	230	83	67	65	2	16	16	38	10500	6.5	42	44	4.2	71	9	
56...	190	65	54	49	5	11	11	52	10000	6.8	31	44	4.6	23	3	
57...	*96	25	13	13	...	6	6	6	10	8500	6.2	15	49	4.6	7	3	
58...	193	67	34	30	4	27	26	1	...	6	36	9000	6.5	29	76	4.4	37	3	
59...	76	34	24	23	1	9	8	1	...	1	21	9000	5.0	11	46	3.8	7	2	
60...	356	135	135	132	3	2	132	32	3.6	...	12	
61...	18	12	12	4	8	8	46	3.0	1	2	
62...	34	8	3	3	...	3	3	2	2	6	41	4.3	8	3	
63...	37	16	11	11	...	5	4	1	8	9500	6.3	7	35	4.0	12	...	
64...	44	12	2	2	...	9	9	1	5	7000	6.0	7	37	4.4	12	2	
65...	94	36	32	32	...	4	4	18	19000	7.1	16	75	4.7	3	1	
66...	39	20	20	20	11	23000	6.6	8	75	4.1	
67...	82	40	40	40	10	27000	6.9	30	68	4.5	
68...	141	62	62	62	26	18500	7.2	35	75	4.3	...	1	
69...	156	69	64	64	...	5	5	22	16000	7.0	43	68	4.5	1	...	
70...	125	53	45	45	...	8	8	11	17500	6.6	41	73	4.9	2	...	
71...	179	90	78	78	...	12	12	16	19500	6.2	70	65	3.5	2	...	
72...	132	51	42	42	...	9	9	24	21000	7.6	25	63	4.1	
73...	151	65	63	63	...	2	2	26	20000	7.1	36	58	4.3	7	1	
74...	155	76	71	71	...	5	5	22	19500	7.4	49	71	4.7	1	1	
75...	86	32	32	32	19	24000	7.1	13	70	4.5	
76...	114	39	39	39	16	23000	6.8	23	87	5.2	...	2	
77...	59	24	24	24	7	...	6.4	17	102	5.1	
78...	74	35	35	35	11	19000	6.2	22	88	4.3	
79...	95	44	44	44	15	19000	5.8	27	88	4.4	1	...	
81...	127	48	38	38	...	10	10	19	14000	6.7	27	60	4.6	
82...	55	21	19	19	2	9	15500	5.0	12	138	4.5	
83...	151	60	25	25	...	6	6	29	7500	5.8	41	41	3.3	...	5	
84...	68	21	13	13	...	4	4	4	11	9500	5.8	10	46	4.4	
85...	127	38	18	18	...	14	12	2	...	6	17	9500	5.6	19	45	4.3	...	3	
86...	95	30	14	14	...	8	8	8	16	7000	5.8	14	43	4.0	...	2	
87...	58	21	11	11	...	5	5	5	8	8000	4.5	13	51	3.8	...	3	
88...	22	11	11	11	6	14000	6.3	4	
89...	96	38	38	38	20	11500	5.8	16	60	3.6	2	...	
90...	98	43	36	36	...	7	7	16	10500	5.7	23	54	4.0	
91...	179	66	65	59	6	1</													

Table 2.—CHARACTERISTICS OF HOUSING UNITS, BY BLOCKS: 1960—Con.

["Total population" contains no persons in group quarters unless preceded by asterisk: one asterisk (*) denotes less than 10 percent; two asterisks (**), 10 percent or more]

Blocks within block numbering areas	Total population	All housing units by condition and plumbing									Occupied housing units							
		Total	Sound			Deteriorating			Dilapidated	Owner occupied			Renter occupied			Occupied by non-white	1.01 or more persons per room	
			Total	With all plumbing facilities	Lacking some or all facilities	Total	With all plumbing facilities	Lacking some or all facilities		Total	Average value (dollars)	Average number of rooms	Total	Average contract rent (dollars)	Average number of rooms			
								With flush toilet										No flush toilet
192...	18	8	8	8	8	10000	6.3	
193...	20	4	
194...	14	6	4	4	...	2	2	3	
195...	12	3	
196...	30	10	10	10	10	9000	5.0	1	
197...	10	5	5	5	4	
198...	27	11	11	11	11	9000	5.5	
199...	70	22	19	19	...	3	3	19	7500	5.5	3	
200...	51	16	9	9	...	7	6	1	...	15	6500	5.3	1	2	
201...	57	19	17	17	...	2	2	17	9500	4.9	2	1	
202...	86	28	19	19	...	9	9	20	9000	5.5	6	40	4.5	
203...	43	14	11	11	...	3	3	5	8500	5.6	8	42	4.6	...	1	
204...	32	10	6	6	...	3	3	5	7500	5.2	5	...	4.6	...	2	
205...	50	17	7	7	...	9	9	...	1	9	9500	6.0	7	47	4.6	4	...	
206...	5	4	
207...	52	24	24	24	11	28000	7.0	13	68	4.2	
208...	8	3	
209...	7	3	
210...	10	4	
211...	**200	62	59	59	...	2	2	...	1	49	28000	7.5	10	109	6.0	
213...	2	1	
214...	*45	16	16	16	14	28000	6.9	2	
215...	38	13	13	13	12	24000	6.6	1	
216...	59	17	17	17	13	17500	6.5	3	1	
217...	49	17	17	17	15	19000	7.1	2	
218...	75	22	22	22	16	22000	8.0	6	82	5.0	
219...	61	23	23	23	15	21000	6.5	8	101	5.5	
220...	44	18	18	18	10	...	5.3	8	94	4.9	
221...	19	10	10	10	9	16500	5.7	1	
222...	17	6	6	6	5	26000	6.0	
223...	99	30	30	30	27	18500	5.8	2	
224...	27	10	9	9	...	1	1	9	18000	5.8	1	1	
225...	41	15	7	7	...	8	8	9	7500	5.1	4	1	
226...	89	29	29	29	27	11000	5.7	2	
227...	74	29	28	28	...	1	1	22	12000	5.5	3	1	
228...	50	19	19	19	15	12000	5.2	3	1	
229...	35	10	8	8	...	2	2	9	8500	5.6	1	1	
230...	27	10	10	10	10	12500	5.4	
231...	57	20	20	20	17	31000	6.6	3	
232...	84	26	26	26	23	31000	6.7	2	
233...	104	38	36	36	...	2	2	24	14000	6.0	12	65	4.5	...	2	
234...	62	24	24	24	23	31000	6.8	
235...	138	44	43	43	...	1	1	33	11000	6.2	9	66	4.3	...	3	
236...	104	36	29	29	...	4	4	...	3	31	10000	5.4	4	
237...	88	26	26	26	23	11500	5.4	3	
238...	111	41	40	40	...	1	1	25	11000	5.7	13	54	3.9	
239...	81	22	22	22	21	15500	5.8	1	
240...	214	72	72	72	53	14000	5.2	18	73	4.2	...	2	
241...	88	30	30	30	28	20000	6.0	2	
242...	134	35	35	35	34	21000	6.0	1	1	
243...	151	49	48	47	1	1	1	33	19000	5.6	15	59	3.5	...	2	
244...	23	10	10	10	9	21000	5.9	1	
246...	221	68	67	67	...	1	1	63	23000	6.0	2	2	
247...	142	42	40	40	...	2	1	...	1	35	23000	5.7	4	1	
251...	6	2	
252...	3	2	
253...	57	18	17	17	...	1	1	17	14500	5.2	1	1	
254...	7	2	
264...	144	45	45	45	41	23000	6.3	2	
265...	106	39	39	38	1	37	22000	6.2	1	
266...	161	56	55	55	...	1	1	55	20000	6.0	1	1	
267...	212	68	64	64	...	4	4	53	13500	5.8	12	125	4.8	...	3	
268...	*321	104	103	102	1	1	1	71	12000	5.6	30	81	4.3	...	3	
269...	97	30	30	30	24	18500	6.4	5	...	6.2	
270...	201	66	59	59	...	6	6	...	1	55	20000	6.3	8	120	4.4	...	2	
271...	80	30	30	30	30	29000	7.1	
272...	10	4	
273...	15	4	
274...	5	2	
275...	11	1	
276...	65	20	20	20	19	40000	7.7	
277...	200	62	62	62	56	29000	6.6	6	91	4.3	
278...	19	6	6	6	6	40000	8.8	
280...	18	8	8	8	6	33000	6.5	
281...	17	5	5	5	5	14500	6.0	1	
282...	32	9	9	9	...	1	1	9	11000	5.7	
283...	29	8	8	8	7	13000	6.1	1	
284...	21	7	4	4	...	3	3	5	8000	5.0	1	
285...	36	14	12	12	...	2	2	9	10500	5.2	3	
286...	23	7	5	5	...	2	2	5	10000	5.6	2	
287...	20	9	9	9	7	15000	5.3	2	
288...	18	8	8	8	5	13000	5.4	1	
289...	66	22	18	18	...	2	2	...	2	16	18000	6.3	5	...	3.4	
290...	17	6	6	6	6	...	6.0	
291...	17	6	6	6	5	20000	7.0	1	
292...	91	33	33	33	27	19500	5.8	5	95	3.0	
293...	106	38	38	38	34	19000	5.9	4	1	

City Block Characteristics

Table 2.—CHARACTERISTICS OF HOUSING UNITS, BY BLOCKS: 1960—Con.

["Total population" contains no persons in group quarters unless preceded by asterisk; one asterisk (*) denotes less than 10 percent; two asterisks (**), 10 percent or more]

Blocks within block numbering areas	Total population	All housing units by condition and plumbing									Occupied housing units							
		Sound				Deteriorating				Dilapidated	Owner occupied			Renter occupied				
		Total	With all plumbing facilities	Lacking some or all facilities	Total	With all plumbing facilities	Lacking some or all facilities	Total	Average value (dollars)		Average number of rooms	Total	Average contract rent (dollars)	Average number of rooms	Occupied by non-white	1.00 or more persons per room		
294...	389	141	81	81	...	57	57	3	69	18500	5.9	54	41	3.6	...	9
295...	86	26	26	26	24	28000	6.8	2
296...	105	31	30	30	...	1	1	27	19000	6.4	4
297...	102	31	31	31	30	17500	6.0	1
298...	28	7	7	7	7	25000	6.0
299...	87	23	23	23	20	18000	6.3	3
300...	78	24	24	24	19	16500	6.4	2
301...	87	23	22	22	...	1	1	21	13000	6.3	2
302...	90	22	15	15	...	7	7	19	18000	6.5	3
303...	51	17	15	15	...	2	2	15	18000	6.9	1
304...	88	26	19	19	...	6	6	1	16	21000	5.6	10	59	5.0	...	4
305...	33	12	12	12	12	20000	6.1
306...	60	20	20	19	1	12	26000	6.3	6	118	4.7
307...	66	24	23	23	...	1	1	22	24000	6.1	1
308...	52	18	18	18	16	28000	6.2	2
309...	173	59	59	59	58	32000	7.0	1
310...	81	25	25	25	22	33000	7.5	2
312...	38	13	13	13	13	39000	7.5
313...	30	12	12	11	1	11	36000	7.0
314...	50	18	18	18	18	35000	7.7
315...	42	16	16	16	14	38000	7.3
316...	30	11	11	11	11	38000	8.0
317...	14	3
318...	42	14	14	14	13	33000	7.6	1
319...	137	45	45	44	1	41	17000	5.5	3
320...	107	37	37	37	32	17500	5.7	3
321...	171	53	50	48	2	2	2	1	42	17500	5.9	9	76	5.3
322...	52	14	14	14	11	19500	5.5	2
324...	*266	80	70	70	...	9	9	1	61	15500	5.1	9	75	4.8
325...	178	50	50	50	46	15000	5.0	2
326...	56	17	17	17	16	19500	5.6
327...	118	33	33	33	32	18500	5.7	1
328...	1
329...	119	32	20	20	...	7	6	...	1	5	22	11000	5.2	7	33	3.9
330...	9	2
331...	**39	8	8	8	7	10000	5.1	1
332...	82	27	22	22	...	5	5	19	10000	5.5	5	...	4.2
334...	28	10	6	6	...	2	2	2	8	7000	4.8	2
335...	37	11	11	11	8	12500	5.4	3
337...	42	15	14	14	...	1	1	9	17500	5.3	5	...	4.2
338...	172	48	44	44	...	3	2	1	...	1	42	20000	5.5	4
339...	57	19	19	19	18	16500	5.6
340...	181	49	49	49	46	21000	6.1	3
341...	12	3
343...	200	61	54	54	...	7	7	50	16500	5.7	8	44	5.0
344...	121	35	35	35	34	33000	6.4	1
345...	20	6	6	6	6	34000	6.7
346...	53	19	19	19	18	24000	5.9	1
347...	78	26	26	26	21	25000	6.2	3
348...	97	24	24	24	23	16500	5.5
349...	137	41	41	41	37	31000	7.1	1

U.S. CENSUS OF HOUSING: 1960

Series HC(3)-411

CITY BLOCKS

Wheeling, W. Va.

Prepared under the supervision of
WAYNE F. DAUGHERTY, Chief
Housing Division



U.S. DEPARTMENT OF COMMERCE

Luther H. Hodges, Secretary

BUREAU OF THE CENSUS

Richard M. Scammon, Director (From May 1, 1961)

Robert W. Burgess, Director (To March 3, 1961)





BUREAU OF THE CENSUS

RICHARD M. SCAMMON, *Director* (From May 4, 1961)
ROBERT W. BURGESS, *Director* (To March 3, 1961)

A. ROSS ECKLER, *Deputy Director*
HOWARD C. GRIEVES, *Assistant Director*
CONRAD TABUBER, *Assistant Director*
MORRIS H. HANSEN, *Assistant Director for Statistical Standards*
CHARLES B. LAWRENCE, JR., *Assistant Director for Operations*
WALTER L. KEHRES, *Assistant Director for Administration*
CALVERT L. DEDRICK, *Chief, International Statistical Programs Office*
A. W. VON STRUVE, *Acting Public Information Officer*

Housing Division—

WAYNE F. DAUGHERTY, *Chief*
DANIEL B. RATHBUN, *Assistant Chief*
BRULAH WASHBAUGH, *Special Assistant*
MILTON D. LIBBERMAN, *Chief, Coordination and Research*

Decennial Operations Division—GLEN S. TAYLOR, *Chief*
Electronic Systems Division—ROBERT F. DRURY, *Chief*
Field Division—JEFFERSON D. MCPHIE, *Chief*
Geography Division—WILLIAM T. FAY, *Chief*
Population Division—HOWARD G. BRUNSMAN, *Chief*
Statistical Methods Division—JOSEPH STEINBERG, *Chief*

Library of Congress Card Number: A61-9347

SUGGESTED CITATION

U.S. Bureau of the Census. *U.S. Census of Housing: 1960. Vol. III, City Blocks.*
Series HC(3), No. 411.
U.S. Government Printing Office, Washington, D.C., 1961.

For sale by the Superintendent of Documents, U.S. Government Printing Office, Washington 25, D.C.
or any of the Field Offices of the Department of Commerce — Price 25 cents.

Table 1.—CHARACTERISTICS OF HOUSING UNITS, FOR THE CITY: 1960

Subject	Number	Percent	Subject	Number	Percent
All housing units	18,902	100.0	Occupied housing units—Con.		
CONDITION AND PLUMBING			COLOR		
Sound	15,116	80.0	White	17,140	96.9
With all plumbing facilities	14,187	75.1	Nonwhite	550	3.1
Lacking some or all facilities	929	4.9	PERSONS PER ROOM		
Deteriorating	3,010	15.9	1.00 or less	16,185	91.5
With all plumbing facilities	2,123	11.2	1.01 or more	1,505	8.5
Lacking some or all facilities	889	4.7	AVERAGE NUMBER OF ROOMS		
With flush toilet	834	4.4	Owner occupied	5.8	...
No flush toilet	55	0.3	Renter occupied	3.9	...
No flush toilet	776	4.1	VALUE AND RENT		
Occupied housing units	17,690	100.0	Average value	12,900	...
TENURE			Average contract rent	45	...
Owner occupied	9,451	53.4			
Renter occupied	8,239	46.6			

NOTE.—On the map for Wheeling approximately 720 blocks are identified.

Table 2.—CHARACTERISTICS OF HOUSING UNITS, BY BLOCKS: 1960

["Total population" contains no persons in group quarters unless preceded by asterisk; one asterisk (*) denotes less than 10 percent; two asterisks (**), 10 percent or more]

Blocks within census tracts	Total population	All housing units by condition and plumbing									Occupied housing units							
		Total	Sound			Deteriorating			Dilapidated	Owner occupied			Renter occupied			Occupied by non-white	1.01 or more persons per room	
			Total	With all plumbing facilities	Lacking some or all facilities	Total	With all plumbing facilities	Lacking some or all facilities		Total	Average value (dollars)	Average number of rooms	Total	Average contract rent (dollars)	Average number of rooms			
W-1.....	*977	798	383	243	140	386	81	303	2	29	35	9000	4.8	605	43	2.2	44	25
2.....	79	45	12	12	...	19	12	7	...	14	39	30	3.7	7	2
3.....	77	82	80	38	42	2	9	5.4	...	36	42	2.5
4.....	69	76	21	21	...	55	6	49	2	53	45	1.8	...	1
5.....	56	27	4	...	4	23	...	23	23	27	1.6	...	6
6.....	30	42	14	10	9	28	7	21	1	31	42	2.6	1	1
7.....	117	88	18	9	9	69	15	54	...	1	7	8000	4.3	47	31	2.8	17	6
8.....	73	45	22	20	2	23	14	9	5	...	5.0	31	43	3.9	19	1
9.....	46	47	43	5	38	4	2	...	2	43	28	1.7
10.....	1	2
11.....	41	38	17	17	...	21	4	17	1	36	78	1.7	...	1
12.....	81	64	1	1	...	63	7	56	2	61	31	1.6	...	3
13.....	5	8	8	...	8	5	36	1.4
14.....	10	13	3	2	1	10	...	10	9	33	1.7
15.....	43	40	39	33	6	1	1	39	97	1.4	...	1
16.....	78	48	48	48	47	54	3.7
17.....	16	15	15	14	1	1	13	61	1.8
18.....	*37	1
19.....	34	39	30	...	30	9	8	1	2	28	24	1.3
20.....	55	52	9	6	3	42	3	39	...	1	1	41	42	2.0	...	1
21.....	17	15	6	6	...	9	...	9	3	12	28	1.5
22.....	12	11	11	10	31	1.3
W-2.....	*5090	1643	1482	1455	27	144	124	18	2	17	1152	12500	5.7	469	53	4.4	22	92
2.....	79	22	15	14	1	4	4	3	10	8500	6.0	12	45	4.6	...	6
3.....	122	44	34	32	2	10	10	31	13000	5.5	11	46	4.3	...	3
4.....	292	91	60	59	1	29	22	7	...	2	58	9000	5.2	31	45	4.3	...	10
5.....	67	18	15	15	...	3	3	16	11000	5.5	2	
6.....	103	30	24	24	...	6	5	...	1	...	24	11500	5.5	6	60	4.3	...	1
7.....	88	27	27	27	21	14000	5.6	4	
8.....	118	37	30	30	...	7	7	26	11500	5.9	10	41	4.6	...	2
9.....	71	25	23	21	2	2	2	18	10500	5.7	7	47	3.9	...	1
10.....	50	16	16	13	3	11	13500	5.4	5	58	4.0	...	1
11.....	62	22	21	21	...	1	1	17	11000	5.8	5	...	4.6
12.....	92	30	24	24	...	6	4	2	24	10500	5.1	5	38	3.8	...	3
13.....	28	9	9	9	8	11000	5.4	1	
14.....	52	17	17	17	17	17000	6.1	
15.....	58	20	20	20	15	17000	5.7	5	79	4.8
16.....	46	15	15	15	14	22000	6.2	1	
17.....	50	16	16	16	16	20000	6.9	
18.....	25	9	9	8	1	6	9500	6.5	3	
19.....	123	47	47	45	2	26	13500	5.5	21	51	4.2	...	1
20.....	85	25	25	25	17	12500	6.1	8	65	4.5	...	2
21.....	50	16	16	16	10	14500	6.7	6	63	4.0	...	1
22.....	102	31	27	27	...	4	4	23	12500	5.9	8	61	4.5	...	2
23.....	49	15	15	15	12	12500	6.0	3	
24.....	56	20	18	18	...	2	2	15	10500	5.6	5	52	3.6	...	2
25.....	44	18	15	14	1	3	1	2	12	15000	5.9	5	...	4.8
26.....	94	32	25	25	...	7	5	2	17	12500	5.6	14	49	4.1	...	1
27.....	146	47	47	45	2	31	12000	6.4	16	48	4.7	...	1
28.....	76	23	22	22	...	1	1	23	16500	6.0	
29.....	84	24	24	24	24	15000	5.3	

City Block Characteristics

Table 2.—CHARACTERISTICS OF HOUSING UNITS, BY BLOCKS: 1960—Con.

["Total population" contains no persons in group quarters unless preceded by asterisk (*); one asterisk (*) denotes less than 10 percent; two asterisks (**), 10 percent or more]

Blocks within census tracts	Total population	All housing units by condition and plumbing									Occupied housing units							
		Sound				Deteriorating				Dilapidated	Owner occupied			Renter occupied				
		Total	Total	With all plumbing facilities	Lacking some or all facilities	Total	With all plumbing facilities	Lacking some or all facilities	With flush toilet		No flush toilet	Total	Average value (dollars)	Average number of rooms	Total	Average contract rent (dollars)	Average number of rooms	Occupied by non-white
35...	93	29	21	21	...	6	6	2	14	12000	6.0	14	50	5.0	...	2
36...	25	10	10	10	7	11000	5.4	3
37...	35	12	11	11	...	1	1	9	10500	5.3	3
38...	83	28	27	27	...	1	1	14	12500	5.5	14	50	3.9	...	1
39...	148	53	46	46	...	7	7	25	13500	6.2	25	59	4.3	...	1
40...	46	20	20	20	14	13500	5.4	6	61	3.7	...	1
41...	58	16	14	14	...	2	2	13	12000	5.8	3	1
42...	106	41	34	32	2	6	6	1	17	13500	6.4	24	49	4.7	...	1
43...	25	10	10	10	9	18500	6.4	1
44...	31	9	9	9	9	14000	6.0
45...	**141	42	36	35	1	6	6	25	13500	6.2	16	60	4.8	...	1
46...	10	4
48...	44	16	16	16	12	12500	6.1	4	1
49...	27	8	8	8	6	11000	5.8	2	1
53...	116	37	36	36	1	25	17000	6.6	11	66	4.5	...	3
54...	31	12	12	12	10	17000	5.5	2
55...	38	12	9	9	...	3	3	11	13000	5.7	1
56...	65	23	22	20	2	1	21	13000	5.5	2	2
57...	96	28	25	25	...	3	3	20	14500	5.9	8	64	3.9	...	1
58...	81	27	20	20	...	7	7	18	14000	5.7	9	56	4.7	...	1
59...	26	10	9	9	...	1	1	9	16000	5.6	1
60...	41	12	12	11	1	10	15500	5.3	2
61...	67	22	22	22	18	15000	5.7	4	1
62...	35	11	9	9	...	1	1	1	5	14000	6.8	5	61	5.2	...	1
63...	52	17	17	17	11	12000	5.4	6	53	5.3
64...	40	12	12	12	10	13000	5.1	2
66...	17	5	4	4	...	1	1	3	2	1
67...	11	3
68...	51	12	12	12	10	13000	5.6	1	2
69...	136	45	45	45	26	12000	5.5	19	51	4.1	...	5
70...	68	20	19	19	...	1	1	15	10500	5.5	4	2
71...	41	12	11	11	1	8	9000	5.0	4	2
72...	69	22	22	22	18	10000	5.2	4	1
73...	96	33	33	33	24	11000	5.8	9	45	4.6	...	1
74...	100	39	39	37	2	27	10500	5.3	12	51	4.1	...	1
75...	119	32	29	27	2	2	2	1	23	8500	5.5	9	37	4.9	...	1
76...	82	26	23	23	...	2	1	1	...	1	25	5000	5.0	1	7
77...	37	10	8	8	...	2	1	1	8	5000	4.8	2	2
78...	61	18	15	14	1	1	1	2	10	5500	4.9	7	37	5.6	...	1
79...	123	35	35	35	26	10000	5.2	9	33	3.9	...	3
80...	66	25	25	24	1	16	8500	4.9	7	55	5.3
82...	94	27	23	23	...	3	2	...	1	1	18	5500	4.9	9	38	4.3	...	4
83...	47	12	9	9	...	3	2	1	7	5500	4.9	5	46	5.4	...	2
WH-3...	*1546	472	449	438	11	19	16	3	...	4	293	12500	6.1	164	50	4.3	...	48
1...	*451	144	130	127	3	12	12	2	91	9500	5.7	49	45	3.9	...	18
2...	86	26	25	25	...	1	1	22	34000	9.3	2
3...	36	17	17	17	5	28000	8.0	11	96	4.0	...	1
4...	35	11	11	11	10	12000	5.8	1
5...	55	16	16	16	15	11500	6.5	1	3
6...	125	34	32	32	...	2	2	31	18500	6.7	2	1
7...	29	10	10	10	9	12000	5.9	3
8...	103	36	35	33	2	1	24	7500	5.2	12	49	4.5	...	1
9...	32	10	10	10	4	6	38	3.8	...	2
10...	69	22	22	20	2	9	7000	4.9	12	38	4.2	...	4
11...	44	12	12	10	2	1	10	43	4.0
12...	6	3
13...	6	2
14...	15	5	5	5	3	1	3
15...	61	22	22	20	2	13	7000	5.2	7	37	3.7
16...	3	1
17...	9	3	2
19...	62	20	20	20	15	9500	5.6	5	53	4.6	...	1
23...	35	9	9	9	6	...	6.0	3	1
24...	137	43	43	43	21	8500	5.4	22	46	4.7	...	1
25...	*37	8	8	8	7	8500	5.4	1	2
26...	21	4
27...	6	1	2
28...	44	13	13	13	4	9	47	4.9
30...	*39
WH-4...	*2679	965	787	747	40	159	125	32	2	19	387	7500	5.8	547	43	3.8	...	88
2...	19	7	7	7	6	5000	5.3	1	3
4...	93	24	24	24	15	7000	6.1	9	43	4.1	...	4
5...	**258	55	41	41	...	13	11	2	...	1	19	11000	6.5	36	63	3.7	...	2
6...	49	16	16	16	8	8000	5.5	8	31	4.5	...	2
7...	106	34	31	31	...	2	2	1	25	5000	5.5	8	33	4.0	...	2
8...	34	11	11	11	6	6500	5.0	5	26	2.6	...	1
9...	49	16	16	16	7	6500	5.1	6	40	4.4	...	2
10...	75	23	21	20	1	1	1	1	17	7000	5.7	9	26	3.5	...	5
11...	*106	32	24	24	...	8	7	1	18	6500	5.5	14	33	4.9	...	3
12...	55	21	20	20	...	1	...	1	6	12500	7.7	15	40	4.3	...	5
13...	126	39	39	39	21	7000	5.4	18	37	4.2
14...	32	12	12	12	10	6500	5.5	2	1
15...	43	16	16	16	9	5500	5.0	7	29	3.7
17...	29	8	8	8	3	5	55	3.6	...	1

Table 2.—CHARACTERISTICS OF HOUSING UNITS, BY BLOCKS: 1960—Con.

["Total population" contains no persons in group quarters unless preceded by asterisk; one asterisk (*) denotes less than 10 percent; two asterisks (**), 10 percent or more]

Blocks within census tracts	Total population	All housing units by condition and plumbing									Occupied housing units								
		Total	Sound			Deteriorating			Dilapidated	Owner occupied			Renter occupied			Occupied by non-white	1.01 or more persons per room		
			Total	With all plumbing facilities	Lacking some or all facilities	Total	With all plumbing facilities	Lacking some or all facilities		Total	Average value (dollars)	Average number of rooms	Total	Average contract rent (dollars)	Average number of rooms				
							With flush toilet	No flush toilet											
18***	28	12	11	11	***	1	1	***	***	***	8	7000	5.6	3	***	***	***	***	
19***	103	30	29	29	***	1	1	***	***	***	19	7000	5.7	11	35	4.5	***	3	
20***	91	30	29	29	***	1	***	***	1	***	13	9000	5.1	17	38	4.5	***	4	
21***	209	76	54	53	1	14	14	***	***	8	30	7000	6.2	45	42	4.6	***	5	
22***	34	16	14	14	***	2	2	***	***	***	7	***	5.1	7	30	4.3	***	***	
23***	108	33	21	19	2	12	11	***	1	***	19	5000	5.0	12	31	3.8	***	5	
24***	63	24	19	19	***	2	2	***	***	3	12	5500	5.5	11	35	4.1	***	2	
25***	227	96	92	90	2	4	4	***	***	***	30	9000	5.9	60	37	4.0	***	4	
26***	206	96	76	66	10	19	11	8	***	1	28	11000	6.9	64	53	3.1	***	9	
27***	118	43	9	7	2	31	20	11	***	3	8	7000	5.4	31	27	3.6	***	9	
28***	92	49	18	16	2	30	22	8	***	1	8	8500	5.3	38	31	3.2	4	4	
29***	206	97	90	70	20	7	6	1	***	***	19	11000	5.7	72	46	3.8	1	9	
30***	*120	49	39	39	***	10	10	***	***	***	16	11500	6.3	33	68	3.6	1	5	
W+5***	*2743	1012	823	780	43	179	166	13	***	10	491	8500	5.9	439	45	4.1	2	55	
1***	368	129	112	108	4	17	16	1	***	***	64	10500	6.4	50	51	4.7	1	7	
2***	14	4	***	***	***	***	***	***	***	***	***	***	***	***	***	***	***	***	***
3***	58	21	20	20	***	1	1	***	***	***	17	10000	5.8	3	***	***	***	***	
4***	69	20	20	20	***	***	***	***	***	***	15	9500	6.0	5	67	5.0	***	1	
5***	65	23	22	20	2	***	***	***	***	1	19	10000	6.3	3	***	***	***	***	
6***	76	29	19	19	***	10	10	***	***	***	14	9000	6.1	14	49	4.1	***	1	
7***	60	25	22	22	***	3	2	1	***	***	12	6500	5.8	10	37	3.8	***	2	
8***	40	16	14	14	***	2	2	***	***	***	***	***	***	16	33	3.4	***	3	
9***	103	30	15	15	***	15	14	1	***	***	21	6000	5.3	8	37	5.3	***	2	
12***	169	58	55	55	***	3	3	***	***	***	32	7500	5.3	24	40	4.1	***	4	
13***	205	81	68	64	4	13	13	***	***	***	32	7500	6.0	42	42	3.7	***	2	
14***	184	68	58	51	7	8	8	***	***	2	31	11000	6.4	33	45	3.8	***	2	
15***	57	22	19	19	***	3	3	***	***	***	7	6000	5.1	14	52	3.9	***	2	
16***	65	30	28	28	***	2	2	***	***	***	19	7000	5.8	9	49	4.2	***	***	
17***	78	30	27	27	***	3	3	***	***	***	16	6000	5.4	12	41	4.3	***	1	
18***	154	45	36	36	***	9	8	1	***	***	24	8000	5.8	19	46	4.5	***	6	
19***	206	72	42	42	***	29	29	***	***	1	27	8500	5.5	39	45	4.5	***	3	
20***	192	64	47	46	1	17	14	3	***	***	42	7000	5.3	18	42	4.2	***	5	
21***	26	10	3	3	***	7	7	***	***	***	6	5500	5.8	1	***	***	***	2	
23***	128	53	52	49	3	1	1	***	***	***	28	7500	6.2	21	45	4.0	***	***	
24***	*96	33	21	21	***	10	8	2	***	2	12	6500	6.1	17	48	3.9	***	3	
25***	94	53	43	21	22	10	8	2	***	***	11	8500	5.6	29	39	3.4	***	1	
27***	117	46	33	33	***	9	9	***	***	4	17	6500	5.8	26	42	3.4	1	6	
28***	60	24	19	19	***	5	5	***	***	***	13	10000	5.9	8	56	3.5	***	2	
29***	52	24	22	22	***	2	***	2	***	***	7	***	6.9	17	54	3.2	***	***	
30***	7	2	***	***	***	***	***	***	***	***	***	***	***	***	***	***	***	***	***
W+6***	3504	1335	1136	1066	70	172	150	20	2	27	515	7000	5.8	650	48	3.8	6	116	
1***	55	21	21	21	***	***	***	***	***	***	8	***	6.1	13	61	3.6	***	1	
2***	10	5	5	5	***	***	***	***	***	***	***	***	***	4	***	***	***	***	1
3***	54	21	7	7	***	14	10	4	***	***	4	***	***	15	35	3.7	***	2	
4***	78	38	21	21	***	17	14	1	2	***	17	12000	5.6	10	44	4.8	***	3	
5***	56	23	10	9	1	10	7	3	***	3	9	7000	5.1	9	51	4.0	1	4	
6***	39	13	10	10	***	3	3	***	***	***	7	5500	6.1	5	47	3.8	***	***	
8***	41	15	12	12	***	2	2	***	***	1	8	7500	6.1	5	***	6.0	***	1	
9***	125	46	33	31	2	12	12	***	***	1	13	6500	5.0	25	46	3.9	1	7	
10***	184	66	37	34	3	25	25	***	***	4	22	6500	5.6	37	45	3.2	***	11	
11***	211	90	44	44	***	32	23	9	***	14	18	6000	5.7	58	50	3.7	***	8	
12***	124	51	49	45	4	2	2	***	***	***	18	5000	5.6	31	48	3.7	***	***	
13***	127	50	50	46	4	***	***	***	***	***	16	8000	5.8	28	47	3.8	1	3	
14***	106	77	70	62	8	7	5	2	***	***	8	12500	4.0	41	56	3.2	***	2	
15***	173	74	73	49	24	1	1	***	***	***	23	7000	5.7	42	39	2.8	***	7	
16***	50	22	22	22	***	***	***	***	***	***	9	7500	6.0	12	47	3.6	***	***	
17***	87	33	20	15	5	13	13	***	***	***	11	7500	5.4	20	51	3.8	***	1	
18***	84	32	17	17	***	15	15	***	***	***	15	7000	5.4	13	50	3.8	***	2	
19***	87	24	23	23	***	1	1	***	***	***	18	6500	6.4	5	52	4.6	***	2	
20***	28	16	16	14	2	***	***	***	***	***	5	***	5.0	7	58	3.1	***	1	
22***	66	24	24	24	***	***	***	***	***	***	19	***	3.9	3	***	***	***	3	
23***	72	27	25	21	4	2	2	***	***	***	13	6000	5.7	11	49	4.0	1	3	
24***	115	41	38	38	***	1	***	1	***	2	18	6000	5.8	16	40	3.9	1	3	
25***	133	44	44	44	***	***	***	***	***	***	14	8000	7.2	27	49	3.6	***	6	
26***	253	104	103	101	2	1	1	***	***	***	35	7000	6.1	57	54	4.2	***	12	
27***	148	47	44	44	***	3	3	***	***	***	20	7500	6.2	25	46	5.0	***	3	
28***	146	45	40	40	***	5	5	***	***	***	26	7000	6.3	13	40	3.9	1	4	
29***	94	30	28	28	***	2	2	***	***	***	10	6000	5.8	17	39	4.0	***	2	
30***	84	34	34	34	***	***	***	***	***	***	19	7500	5.7	9	46	3.8	***	3	
31***	463	151	147	143	4	4	4	***	***	***	83	7000	5.9	61	47	3.8	***	13	
32***	65	23	23	21	2	***	***	***	***	***	16	7500	6.8	4	***	***	***	1	
33***	87	28	26	26	***	***	***	***	***	2	5	5500	7.2	16	44	4.6	***	5	
34***	48	16	16	11	5	***	***	***	***	***	6	8000	6.5	9	42	3.1	***	2	
35***	11	4	***	***	***	***	***	***	***	***	***	***	***	***	***	***	***	***	***
W+7***	*4943	1668	1346	1272	74	150	100	36	14	172	637	6500	5.3	971	35	3.9	286	242	
1***	1184	382	381	381	***	1	1	***	***	***	81	6000	4.9	296	29	3.9	7	72	
2***	17	9	5	5	***	2	1	***	***	2	8	4000	4.9	1	***	3	***	6	
3***	82	28	27	24	3	1	***	1	***	***	15	8000	4.3	11	38	4.2	***	6	
4***	6	1	***	***	***	***	***	***	***	***	***	***	***	***	***	***	***	***	7
5***	153	47	36	32	4	4	3	1	***	7	22	8500	4.9	24	39	4.3	***	5	
6***	82	25	17	17	***	2	2	***	***	6	17	9500	5.6	7	37	4.3	***	5	
7***	134	44	42	29	13	2	2	***	***	***	26	6500	4.9	15	33	2.9	***	9	
8***	215	79	65	63	2	6	6	***	***	8	27	6000	5.3	48	35	3.8	***	12	

City Block Characteristics

Table 2.—CHARACTERISTICS OF HOUSING UNITS, BY BLOCKS, 1960—Con.

[“Total population” contains no persons in group quarters unless preceded by asterisk; one asterisk (*) denotes less than 10 percent; two asterisks (**), 10 percent or more]

Blocks within census tracts	Total population	All housing units by condition and plumbing									Occupied housing units							
		Total	Sound			Deteriorating			Dilapidated	Owner occupied			Renter occupied					
			Total	With all plumbing facilities	Lacking some or all facilities	Total	With all plumbing facilities	Lacking some or all facilities		Total	Average value (dollars)	Average number of rooms	Total	Average contract (dollars)	Average number of rooms	Occupied by non-white	1.01 or more persons per room	
																		With flush toilet
10...	121	30	17	17	...	8	6	2	...	5	20	6500	5.7	10	30	4.3	2	8
11...	127	38	15	15	...	7	6	1	...	16	26	6000	5.8	7	34	4.4	7	3
12...	113	34	29	28	1	2	2	3	29	6500	5.7	5	34	3.2	2	3
13...	357	98	84	81	3	14	6	7	1	...	40	5000	5.7	57	26	4.5	64	13
14...	60	18	8	8	...	4	4	6	6	4000	5.3	11	30	4.3	17	5
15...	92	40	16	12	4	21	8	6	7	3	6	7500	6.2	32	24	3.9	37	2
16...	113	45	28	21	7	14	...	9	5	3	3	42	39	4.2	45	6
17...	157	71	64	62	2	6	5	...	1	1	16	8000	5.2	52	57	4.1	23	1
18...	235	74	53	53	...	7	7	14	41	5500	5.2	27	35	4.3	4	16
19...	28	10	9	8	1	1	1	4	6	31	4.3
20...	119	35	29	29	...	1	1	5	21	6000	4.8	14	93	3.9	...	9
21...	66	21	19	19	2	14	6500	5.1	7	...	3.9	...	3
23...	14	4
24...	96	25	11	10	1	4	4	10	10	5000	5.7	14	55	4.6	...	7
25...	61	17	13	13	...	4	2	2	7	6500	6.4	9	35	4.1	2	2
26...	49	17	8	8	...	3	2	1	...	6	11	4000	4.3	6	27	5.2	...	2
27...	119	41	25	24	1	4	4	12	22	6500	5.3	17	35	3.9	5	6
28...	62	17	8	8	...	3	3	6	9	5500	5.6	8	30	3.6	6	4
29...	86	26	16	15	1	10	17	5500	5.1	6	30	4.5	4	3
30...	179	61	34	31	3	1	1	26	28	6500	5.5	32	30	4.2	25	10
31...	169	89	80	61	19	8	6	2	...	1	12	10000	5.8	69	44	3.2	2	7
32...	36	30	29	26	3	1	1	8	6000	3.6	20	60	2.9
33...	*22	6	6	6	6	...	2.2
34...	73	28	27	27	...	1	1	14	11500	6.6	13	44	4.3	...	1
35...	*267	89	86	83	3	3	3	29	9000	5.4	58	42	3.9	1	8
36...	89	34	19	19	...	4	3	1	...	11	9	...	5.6	25	30	3.3	2	3
37...	31	11	10	10	1	8	5500	5.5	3	1
38...	11	4
39...	118	40	26	24	2	10	8	2	...	4	24	4500	6.0	10	26	4.5	26	7
WH-8...	*3355	1398	989	788	201	352	208	132	12	57	349	8500	5.5	905	38	3.6	27	139
2...	254	89	62	58	4	24	23	1	...	3	28	8000	5.1	53	39	3.8	...	14
3...	185	112	94	64	30	11	7	4	...	7	26	10000	5.8	64	44	2.9	1	4
4...	224	116	54	50	4	49	26	23	...	13	20	11500	7.0	82	49	3.3	...	7
5...	217	105	105	67	38	13	13000	6.4	85	45	3.4	1	6
6...	263	114	74	64	10	32	19	12	1	8	38	10500	5.9	65	39	3.7	1	11
7...	90	74	74	68	6	16	13	3	16	9500	5.4	68	40	3.9	...	6
8...	23	6	5	5	...	1	1	3	3
9...	264	92	73	66	7	19	12	4	3	...	27	9500	5.6	61	35	3.7	1	17
10...	189	75	33	30	3	33	21	10	2	9	11	14000	6.2	59	39	3.4	6	11
11...	178	96	90	44	46	6	1	5	14	6500	4.7	65	32	3.0	...	7
12...	*214	88	75	53	22	13	...	12	1	...	18	8000	5.2	63	36	3.6	10	6
13...	241	114	51	35	16	54	22	32	...	9	22	8000	5.2	76	32	3.4	...	10
14...	235	82	46	38	8	36	24	11	1	...	28	7500	4.8	42	33	3.9	3	14
15...	3	1
16...	225	76	42	40	2	33	19	10	4	1	31	5500	4.8	39	30	3.9	4	11
17...	199	71	51	50	1	14	12	2	...	6	28	8000	5.7	38	31	4.2	...	6
18...	*164	52	51	47	4	1	1	14	8000	5.4	36	32	4.3	...	4
19...	1	1
22...	61	18	8	8	...	9	6	3	...	1	11	4500	4.8	5	26	3.6	...	5
WH-9...	*1916	868	407	280	127	318	188	125	5	143	138	7500	5.4	602	33	3.3	138	108
1...	45	36	19	19	...	17	6	11	1	30	27	3.0
2...	15	11	1	1	...	9	7	2	...	1	1	8	23	4.3
6...	*124	59	34	21	13	17	17	8	8	...	5.3	39	37	3.6	...	5
7...	53	49	40	1	39	9	...	9	47	39	1.1	2	9
8...	*180	92	20	19	1	64	34	28	2	8	8	...	4.9	71	27	3.1	1	9
9...	84	39	29	8	21	...	10	2	28	30	2.6	12	7
12...	59	26	11	3	8	14	5	9	...	1	2	15	32	3.3	7	4
13...	90	41	7	7	...	30	21	9	...	4	5	...	4.6	32	29	3.7	2	...
14...	1
15...	128	71	66	48	18	3	3	2	14	...	5.3	43	38	3.4	1	2
16...	211	93	65	52	13	15	11	4	...	13	15	...	5.1	68	41	3.4	8	10
17...	202	68	16	16	...	15	15	37	13	7500	6.3	47	30	4.7	45	1
18...	34	13	2	2	...	5	2	3	...	6	1	9	45	4.3	2	...
20...	1	1
22...	60	28	5	2	3	7	5	2	...	16	3	20	27	3.6	16	3
23...	61	30	23	17	6	5	5	2	4	17	47	3.2	2	8
24...	93	31	19	19	...	8	8	4	10	...	5.3	20	29	3.7	7	2
25...	*38	13	3	3	...	6	5	1	...	3	4	8	29	4.1	3	14
26...	157	62	17	5	12	30	13	14	3	15	7	6500	5.1	43	32	3.2	24	3
27...	79	29	15	12	3	10	6	4	...	4	11	6500	6.4	16	30	3.6	3	3
28...	69	25	14	11	3	10	6	4	...	1	10	6500	6.0	13	30	3.8	2	10
29...	132	50	30	22	8	15	11	4	...	5	17	5500	4.8	26	32	3.6
WH-10...	*2812	965	602	568	34	259	226	33	...	104	333	8000	5.7	556	40	3.9	3	111
3...	216	78	49	48	1	12	12	17	20	11000	5.6	49	49	3.8	...	11
4...	14	7	3	3	...	1	...	1	...	3	1	4
5...	30	16	5	4	1	...	11	2	10	34	3.5	1	4
6...	83	26	16	15	1	8	8	2	18	8000	6.1	6	6	4.2	1	10
7...	217	80	61	59	2	12	11	1	...	7	32	7500	5.3	41	61	4.1	...	9
8...	*423	95	68	65	3	17	17	10	19	8500	6.3	74	37	4.3	...	7
9...	185	69	46	46	...	23	19	4	29	9500	6.7	39	34	4.0	...	4
10...	205	83	42	40	2	41	30	11	31	7500	5.5	41	48	3.9	...	6
11...	134	41	27	25	2	14	9	5	22	5500	4.8	18	29	3.7	...	1
12...	40	17	16	15	1	1	1	8	7500	5.6	9	37

Table 2.—CHARACTERISTICS OF HOUSING UNITS, BY BLOCKS: 1960—Con.

["Total population" contains no persons in group quarters unless preceded by asterisk; one asterisk (*) denotes less than 10 percent; two asterisks (**), 10 percent or more]

Blocks within census tracts	Total population	All housing units by condition and plumbing									Occupied housing units								
		Sound				Deteriorating				Dilapidated	Owned occupied			Renter occupied			Occupied by non-white	1.01 or more persons per room	
		Total	With all plumbing facilities	Lacking some or all facilities	Total	With all plumbing facilities	Lacking some or all facilities	With flush toilet	No flush toilet		Total	Average value (dollars)	Average number of rooms	Total	Average contract rent (dollars)	Average number of rooms			
13...	100	29	25	24	1	4	3	1	7	12000	5.7	21	35	4.3	...	4	
14...	69	29	17	17	...	12	12	8	11000	8.0	19	39	4.5	...	1	
15...	101	47	38	32	6	6	6	3	12	8000	5.3	30	39	3.6	...	3	
16...	95	36	26	19	7	7	5	2	...	3	11	9500	6.0	24	40	3.6	...	5	
17...	82	24	11	11	13	4	16	31	3.8	...	9	
18...	84	27	11	11	...	8	8	8	11	6000	5.9	14	33	4.1	...	3	
19...	44	23	16	14	2	5	5	2	9	7000	4.1	9	35	3.3	...	3	
20...	144	46	33	33	...	13	12	1	12	8000	5.9	33	33	4.2	...	5	
21...	115	39	28	26	2	6	6	5	14	9000	5.7	20	46	4.2	...	7	
22...	150	54	30	27	3	24	23	1	21	6500	5.9	28	29	3.4	...	6	
23...	135	49	31	30	1	10	8	2	...	8	25	7000	5.3	21	29	3.7	...	2	
24...	2	1	
25...	22	10	2	2	...	5	5	3	3	5	23	3.4	...	1	
26...	122	39	6	6	...	24	21	3	...	9	13	7000	5.5	25	39	3.6	...	8	
WH-11...	*2150	723	528	497	31	157	138	19	...	38	325	6500	5.6	353	33	4.1	...	76	
1...	7	4	
2...	44	17	3	3	...	12	12	2	8	6000	5.8	8	29	3.1	...	3	
3...	*72	21	7	7	...	6	6	1	...	7	7	7500	6.1	11	30	4.2	...	2	
4...	22	6	2	2	...	2	2	2	4	2	2	
5...	12	4	
7...	94	32	19	19	...	12	12	1	16	7500	5.7	16	33	4.5	
8...	31	13	4	4	...	4	4	5	2	8	36	4.8	
9...	16	5	2	2	...	3	3	4	1	
10...	6	2	
11...	13	2	
13...	**77	19	17	17	...	1	1	1	10	5000	5.9	8	37	4.6	...	1	
14...	74	28	8	8	...	19	13	6	...	1	6	6000	5.5	21	27	4.2	...	2	
15...	78	32	7	6	1	22	22	3	11	8500	5.9	21	29	4.0	...	1	
16...	90	35	32	28	4	3	2	1	9	7000	6.4	24	37	4.4	...	1	
17...	149	44	31	30	1	13	12	1	14	6500	5.6	25	30	3.9	...	11	
18...	32	12	6	6	...	5	5	1	3	7	36	3.4	...	1	
19...	39	12	12	12	9	7000	6.4	2	1		
20...	91	30	30	24	6	19	7000	4.8	10	37	3.8	...	2		
21...	64	23	23	23	10	6000	5.5	12	40	4.1	...	1		
22...	111	43	43	38	5	15	4000	5.7	25	32	3.6	...	2		
23...	115	35	31	31	...	4	4	16	7500	5.3	18	40	4.2	...	7		
24...	72	24	24	24	13	8500	6.2	9	41	3.8	...	2		
25...	97	34	32	29	3	2	19	7500	5.5	13	28	4.2	...	3	
26...	86	24	19	15	4	3	3	4	18	36	4.4	...	7		
27...	123	39	28	28	...	8	4	4	...	3	22	6000	5.4	13	30	3.8	...	7	
28...	37	9	7	7	2	6	5500	6.2	3	2		
29...	5	2	
30...	60	21	17	15	2	4	4	11	6000	5.4	9	26	4.4	...	1		
31...	81	28	24	24	...	4	4	12	6000	5.8	16	30	3.9	...	1		
32...	6	5	4	4	...	1	1	3	1		
33...	51	15	12	10	2	2	1	1	...	1	11	6000	5.9	4	1	
34...	*117	38	30	30	...	7	7	1	22	6500	5.3	14	34	3.4	...	4	
35...	61	26	22	19	3	4	1	3	...	16	8000	5.1	7	35	4.7	...	2		
36...	117	39	25	25	...	14	13	1	...	17	6000	5.1	20	24	3.6	...	4		
WH-12...	*2153	725	428	412	16	253	212	37	4	44	360	6000	5.1	319	29	4.0	1	90	
2...	68	23	9	9	...	11	11	3	10	7500	5.0	12	31	4.3	...	4	
4...	50	20	5	5	...	8	6	2	...	7	4	15	28	4.4	...	1	
5...	25	12	3	3	...	7	7	2	4	6	30	3.7	
6...	*83	33	24	24	...	9	7	2	17	7000	5.6	10	24	4.3	1	3	
7...	54	17	7	6	1	7	5	2	...	3	7	7500	5.7	10	22	5.2	...	2	
8...	1	
9...	11	4	
10...	60	19	13	13	...	6	6	12	6500	5.6	6	31	4.5	...	2		
11...	98	31	12	12	...	18	13	5	...	1	9	...	5.2	22	35	4.1	...	5	
12...	76	33	27	27	...	6	5	1	12	6500	5.2	16	38	3.3	...	3	
13...	60	21	11	11	...	6	6	4	9	7000	4.9	12	28	3.3	...	2	
14...	101	31	21	21	...	5	4	1	...	5	19	6000	5.2	11	23	3.9	...	4	
15...	68	27	19	17	2	7	7	2	1	1	18	7500	5.4	6	...	3.5	...	2	
16...	59	22	13	13	...	9	3	6	13	6000	4.8	8	19	4.4	...	2	
17...	125	41	17	16	1	16	13	3	...	8	16	8000	6.1	20	31	3.9	...	7	
18...	123	43	26	26	...	14	12	2	...	3	16	5000	4.9	27	30	4.1	...	3	
19...	54	20	14	14	...	6	6	11	5500	5.2	7	33	3.9	...	2	
20...	47	16	7	6	1	7	6	1	2	9	5000	5.3	6	25	3.8	...	2
22...	83	26	9	8	1	16	13	3	...	1	15	5500	4.7	10	27	3.6	...	2	
23...	95	34	22	19	3	12	10	2	17	5500	5.4	15	26	3.3	...	3	
24...	66	22	16	16	...	6	6	14	6500	5.1	7	41	4.0	...	3	
25...	18	6	4	4	...	2	2	2	4	
28...	12	4	
29...	89	30	12	10	2	18	15	3	11	8000	5.1	16	32	4.1	...	2	
30...	47	11	2	2	...	9	9	7	...	5.6	3	2	
31...	71	24	14	14	...	10	10	17	5000	4.2	6	21	4.0	...	3	
32...	162	50	33	33	...	16	12	2	2	1	27	5500	4.3	22	26	4.0	...	10	
33...	34	8	6	6	...	1	1	1	6	6000	6.0	2	1	
34...	30	11	10	10	...	1	1	7	6000	5.6	3	
35...	142	47	31	30	1	15	14	1	...	1	23	5000	4.6	19	23	3.5	...	11	
36...	72	20	17	15	2	2	2	1	14	5500	4.7	6	27	3.8	...	5	
37...	9	1	
38...	61	17	15	13	2	2	2	9	7000	5.2	8	29	3.5	...	4	

Table 2.—CHARACTERISTICS OF HOUSING UNITS, BY BLOCKS: 1960—Con.

["Total population" contains no persons in group quarters unless preceded by asterisk; one asterisk (*) denotes less than 10 percent; two asterisks (**). 10 percent or more]

Blocks within census tracts	Total population	All housing units by condition and plumbing								Occupied housing units								
		Total	Sound			Deteriorating			Dilapidated	Owner occupied			Renter occupied			Occupied by non-white	1.01 or more persons per room	
			Total	With all plumbing facilities	Lacking some or all facilities	Total	With all plumbing facilities	Lacking some or all facilities		Total	Average value (dollars)	Average number of rooms	Total	Average contract rent (dollars)	Average number of rooms			
																		With flush toilet
54...	36	12	8	8	...	4	4	6	9500	5.2	5	49	4.6	
55...	37	11	11	11	9	11500	4.3	1	2	
56...	43	10	10	10	10	20000	5.8	1	
57...	57	18	18	18	18	18000	5.8	
58...	24	10	10	10	10	19000	6.1	
59...	34	13	13	13	11	24000	6.6	2	
60...	12	4	
61...	54	16	16	16	14	22000	6.4	2	1	
W-15...	*3201	1083	1025	1011	14	46	38	7	1	12	750	21000	7.1	293	78	4.9	4	30
1...	62	20	20	19	1	16	8500	5.3	4	1	
2...	31	13	11	11	...	1	1	9	13500	5.7	2	
3...	165	50	34	31	3	11	7	4	...	5	35	7000	4.6	13	30	3.6	...	8
4...	29	12	7	6	1	4	1	3	...	1	9	6000	5.1	1
5...	25	7	6	6	1	7	5500	5.3
6...	35	10	9	8	1	1	1	8	6000	4.9	2	1	
7...	35	7	5	5	2	7	6000	5.1	3	
8...	22	9	6	6	...	2	2	1	6	5500	4.3	1	1	
9...	537	182	178	177	1	3	2	...	1	1	134	23000	6.7	41	67	5.1	1	4
10...	31	10	10	10	5	10500	5.6	5	47	4.4	...	1	
11...	56	24	24	24	15	14000	6.2	8	54	4.6	
12...	28	11	11	11	10	18500	6.5	1	
13...	54	18	18	18	15	14500	6.8	2	
14...	65	23	23	23	20	38000	9.7	3	1	...	
15...	109	40	40	39	1	40	37000	8.7	
16...	56	22	22	22	21	35000	7.8	
17...	35	10	10	10	8	37000	9.4	1	
18...	106	35	35	33	2	31	20000	7.2	4	
19...	174	58	53	51	2	5	5	40	16500	6.6	17	72	5.2	...	1	
20...	57	16	16	16	10	13500	6.6	6	75	4.8	...	1	
21...	76	29	29	29	23	23000	6.4	6	92	4.8	...	1	
22...	*#58	14	14	14	6	...	7.5	8	78	5.4	
23...	22	8	8	8	6	33000	10.2	2	
24...	27	10	10	10	8	16500	7.1	1	
25...	65	25	25	25	21	16500	6.8	4	1	
26...	123	38	36	36	...	2	2	27	23000	8.2	10	87	6.9	
27...	27	7	7	7	7	20000	8.3	
28...	*#58	5	5	5	5	37000	9.0	
29...	*#82	14	12	12	...	2	2	8	38000	10.1	6	...	6.0	1	...	
30...	57	18	18	18	19	24000	8.7	
31...	69	24	24	24	19	21000	7.6	4	1	
32...	56	18	18	18	14	16000	6.9	3	
33...	19	8	7	7	...	1	1	3	3	
34...	36	10	10	10	4	5	82	6.8	
35...	80	44	42	42	...	2	2	7	...	7.1	34	83	3.6	1	...	
36...	32	10	10	10	5	...	9.6	4	
37...	49	21	21	21	10	22000	7.3	9	72	5.3	
38...	85	33	33	32	1	18	25000	8.7	13	78	5.5	
39...	34	12	10	10	...	2	2	5	...	5.4	7	65	5.0	...	1	
40...	138	45	44	44	...	1	1	35	20000	7.1	9	82	4.6	...	1	
41...	53	24	22	22	...	2	2	6.9	11	121	5.5	...	1	
42...	130	45	44	43	1	1	1	17	20000	7.4	27	79	4.8	...	1	
43...	23	9	9	9	3	6	107	3.7	
44...	37	12	10	10	...	2	2	5	...	6.8	6	73	6.0	
45...	28	9	9	9	9	23000	5.7	
46...	45	14	10	10	...	4	4	10	16500	6.5	4	2	
W-16...	*2710	917	871	857	14	43	40	3	...	3	570	21000	6.8	317	81	4.3	...	31
1...	21	8	8	8	7	20000	5.6	
2...	22	8	8	8	6	18000	6.8	2	
3...	93	35	35	35	21	16000	6.0	12	65	4.7	
4...	26	12	11	9	2	1	1	6	...	7.8	6	...	4.5	
5...	60	22	21	21	...	1	1	13	18500	6.5	8	126	4.3	...	2	
6...	35	12	12	12	12	24000	8.8	
7...	50	13	13	13	12	26000	8.4	1	
8...	27	14	14	14	3	10	72	4.4	
9...	55	19	19	19	8	30000	7.6	11	91	5.1	
10...	30	14	14	14	10	15500	6.2	4	
11...	64	27	26	22	4	1	1	18	13500	6.3	8	53	3.8	
12...	76	27	24	22	2	3	1	2	...	21	15000	6.0	5	55	3.6	
13...	34	12	12	12	7	...	6.1	4	
14...	9	3	
15...	34	20	20	20	14	25000	7.0	5	86	5.8	
16...	12	4	
17...	38	15	15	15	13	14000	5.9	1	
18...	72	27	21	21	...	6	6	8	14000	6.8	19	65	4.4	...	1	
19...	61	19	15	15	...	4	4	15	12500	6.5	4	1	
20...	129	45	41	37	4	4	4	26	16500	6.3	18	50	4.1	...	1	
21...	47	17	17	17	14	18000	6.4	3	
22...	*#815	173	155	155	...	17	16	1	...	1	116	25000	7.4	56	70	4.8	...	14
23...	38	25	25	25	5	12500	5.2	11	84	3.6	
24...	30	11	10	10	...	1	1	5	...	6.4	6	91	4.3	
25...	242	74	72	72	...	2	2	45	12500	5.9	28	55	4.1	...	4	
26...	*149	78	76	74	2	2	2	19	14000	5.3	56	111	2.9	...	6	
27...	9	4	
28...	36	17	17	17	8	26000	6.9	7	70	4.6	
29...	57	25	25	25	13	36000	7.8	10	114	3.9	...	1	

Table 2.—CHARACTERISTICS OF HOUSING UNITS, BY BLOCKS: 1960—Con.

["Total population" contains no persons in group quarters unless preceded by asterisk; one asterisk (*) denotes less than 10 percent; two asterisks (**), 10 percent or more]

Blocks within census tracts	Total population	All housing units by condition and plumbing									Occupied housing units								
		Total	Sound			Deteriorating			Dilapidated	Owner occupied			Renter occupied						
			Total	With all plumbing facilities	Lacking some or all facilities	Total	With all plumbing facilities	Lacking some or all facilities		Total	Average value (dollars)	Average number of rooms	Total	Average contract rent (dollars)	Average number of rooms	Occupied by non-white	1.01 or more persons per room		
11...	89	54	32	32	...	1	1	1	30	23000	6.4	4
32...	60	24	24	24	19	28000	6.9	4	1
3...	60	26	26	26	19	32000	6.8	7	126	5.6
5...	55	25	25	25	22	28000	7.3	3
7...	75	28	28	28	25	28000	8.2	3
WH-17...	1796	579	557	550	7	21	16	3	2	1	473	20000	6.3	88	62	5.0	5	23	
1...	211	70	70	70	57	32000	7.2	11	79	6.0	
2...	41	15	15	15	14	36000	6.6	1	
3...	12	4	
4...	9	3	
5...	29	9	9	9	8	36000	8.3	1	
6...	16	5	5	5	5	24000	6.6	
7...	23	9	9	9	9	39000	6.2	
8...	131	40	38	37	1	2	2	23	17500	6.2	16	68	4.6	...	1	
9...	50	16	16	16	8	21000	8.1	7	53	6.7	
10...	57	18	18	17	1	17	25000	7.4	1	
12...	46	18	18	18	18	32000	8.4	
13...	93	35	32	32	...	3	3	24	30000	8.5	4	
14...	69	24	24	22	2	13	15000	6.6	11	59	4.0	...	1	
15...	12	5	3	3	...	2	1	1	3	1	
16...	202	59	49	49	...	10	9	1	43	15500	6.0	12	50	4.8	...	4	
17...	64	22	22	22	17	14500	6.2	5	72	5.2	2	...	
18...	75	20	19	19	...	1	...	1	18	12500	5.1	2	4	
20...	60	17	17	17	15	14000	5.7	2	1	
21...	100	33	33	33	31	13500	5.6	2	
22...	8	3	
23...	103	35	35	35	35	13500	5.5	1	
24...	92	31	31	31	30	14500	5.6	1	
25...	28	9	9	9	9	14500	5.7	
26...	65	22	22	20	2	14	11500	5.4	8	49	4.5	2	1	
27...	65	18	18	18	17	12500	4.8	1	4	
28...	135	39	35	34	1	3	1	...	2	1	37	16500	5.2	1	5	
WH-18...	*5347	1747	1527	1474	53	190	150	35	5	30	1169	13000	5.5	510	53	4.3	1	115	
1...	368	115	73	71	2	37	36	1	...	5	61	11000	5.7	51	48	4.1	...	9	
2...	42	15	15	15	13	14000	6.5	2	
3...	94	28	25	25	...	3	3	26	16500	5.8	2	2	
4...	13	3	
5...	20	8	8	7	1	6	6500	4.3	2	
6...	89	26	25	25	...	1	1	20	10000	5.5	6	51	5.0	...	1	
7...	96	36	12	12	...	11	9	1	1	13	16	6500	4.3	13	35	3.9	...	6	
8...	75	28	18	17	1	10	10	12	8500	4.9	16	47	4.3	...	1	
9...	44	17	15	15	...	2	2	7	13500	4.6	10	49	3.9	...	1	
10...	25	14	8	8	...	6	6	2	9	50	5.1	
12...	81	24	14	11	3	10	6	2	2	...	14	9500	5.1	8	53	5.1	...	2	
13...	33	12	8	8	...	3	1	1	1	1	9	11500	6.1	3	
14...	24	7	7	7	7	8500	5.0	1	
15...	23	10	10	9	1	10	39	3.9	
16...	78	24	21	21	...	1	1	2	8	...	5.6	16	44	3.8	...	3	
17...	33	18	6	4	2	12	11	1	18	43	3.6	
18...	20	14	3	3	...	8	2	5	1	3	2	10	35	2.7	...	1	
19...	31	8	8	8	7	10500	4.7	1	3	
20...	63	23	19	19	...	4	4	15	11500	4.9	7	62	3.4	...	1	
21...	25	7	7	7	6	10000	4.3	1	4	
22...	46	14	14	14	9	10500	4.8	5	50	1.0	
23...	33	16	12	12	...	4	2	2	10	14000	6.4	5	...	4.2	...	1	
24...	99	38	31	31	...	6	6	1	27	12500	5.5	9	54	4.3	...	2	
25...	91	30	25	23	2	2	2	3	24	13500	5.4	4	1	
26...	83	27	26	24	2	1	1	20	13000	5.6	7	63	4.6	...	4	
27...	72	22	21	19	2	1	1	16	12000	5.9	6	62	4.3	
28...	62	25	19	18	1	6	4	2	15	12000	6.1	7	56	4.4	
29...	22	9	8	8	...	1	1	7	13000	5.9	2	4	
30...	141	40	37	37	...	3	3	29	11500	5.3	11	45	5.0	
31...	120	39	39	37	2	31	12500	5.4	7	60	5.1	...	1	
32...	9	2	
33...	8	4	3	
34...	74	26	25	25	...	1	1	16	13000	5.4	9	51	4.7	...	1	
35...	148	54	50	45	5	4	2	2	36	12500	5.6	16	62	4.2	...	1	
36...	25	7	7	7	3	
37...	42	19	19	19	5	...	6.8	13	58	4.4	...	2	
38...	83	48	39	30	9	9	1	8	7	...	7.4	28	45	3.9	
39...	4	2	
42...	38	12	12	12	7	27000	6.3	5	...	6.4	
44...	137	46	46	46	31	14500	5.7	15	54	4.0	...	4	
45...	21	8	8	8	5	...	5.4	3	...	4.6	
46...	40	14	13	13	...	1	1	9	10500	5.1	5	1	
47...	29	8	6	6	...	2	2	4	4	44	4.5	...	6	
48...	**272	66	59	53	6	6	5	1	...	1	41	10500	5.6	23	1	
49...	86	29	21	21	...	7	3	4	...	1	24	9000	5.5	3	1	
50...	77	20	18	18	...	2	2	18	12000	6.3	1	45	3.5	...	2	
51...	68	23	23	23	16	11500	5.4	6	71	4.6	
52...	70	20	20	20	15	11000	5.7	5	52	4.7	
53...	81	25	21	21	...	4	2	2	13	11500	6.2	12	2	
54...	15																		

Table 2.—CHARACTERISTICS OF HOUSING UNITS, BY BLOCKS; 1960—Con.

["Total population" contains no persons in group quarters unless preceded by asterisk; one asterisk (*) denotes less than 10 percent; two asterisks (**), 10 percent or more]

Blocks within census tracts	Total population	All housing units by condition and plumbing									Occupied housing units								
		Sound				Deteriorating				Dilapidated	Owner occupied			Renter occupied			Occupied by non-white	1.01 or more persons per room	
		Total	With all plumbing facilities	Lacking some or all facilities	Total	With all plumbing facilities	Lacking some or all facilities		Total		Average value (dollars)	Average number of rooms	Total	Average contract rent (dollars)	Average number of rooms				
							With flush toilet	No flush toilet											
57...	87	34	34	34	31	19000	5.5	3
58...	123	43	43	41	2	24	12000	5.7	18	51	4.4
59...	143	44	39	39	...	5	5	36	14000	5.4	6	74	4.3	5
60...	114	38	36	35	1	2	2	29	11000	5.1	7	67	5.1	3
61...	66	22	21	20	1	1	1	17	11000	5.1	5	67	5.0	1
62...	54	18	17	16	1	1	1	14	11000	5.1	4	1
63...	63	21	20	20	1	14	12500	5.5	6	58	5.0	1
64...	57	19	19	19	13	13000	5.5	6	...	5.0	3
65...	103	37	35	35	...	1	1	1	32	9500	5.0	5	51	3.4	3
66...	138	43	43	43	36	15000	5.0	6	78	4.5	3
67...	26	6	6	6	2	4	1
68...	57	17	14	14	...	3	3	10	8500	5.1	5	43	3.6	2
69...	39	16	16	14	2	13	12000	5.3	3
70...	30	8	8	8	6	10000	5.5	2
71...	57	17	14	13	1	3	3	10	8500	5.3	6	37	3.8	2
72...	12	5	5	5	3	2
73...	22	5	5	5	5	15500	6.0
74...	35	10	10	10	10	10500	5.4	1
75...	41	11	10	10	...	1	1	8	8000	5.3	3	2
76...	5	1
77...	193	59	57	57	...	2	2	53	16500	5.2	4	4
78...	87	21	21	21	21	16000	5.2	3
79...	95	22	22	22	19	14500	5.0	1	5
80...	74	23	23	23	21	14000	5.1
81...	45	5	5	5	5	21000	5.6	1
82...	27	7	7	7	7	36000	7.0

U.S. CENSUS OF HOUSING: 1960

Series HC(3)-412

CITY BLOCKS

Fond du Lac, Wis.

Prepared under the supervision of
WAYNE F. DAUGHERTY, Chief
Housing Division




U.S. DEPARTMENT OF COMMERCE

Luther H. Hodges, Secretary

BUREAU OF THE CENSUS

Richard M. Scammon, Director (From May 1, 1961)

Robert W. Burgess, Director (To March 3, 1961)





BUREAU OF THE CENSUS

RICHARD M. SCAMMON, *Director* (From May 1, 1961)

ROBERT W. BURGESS, *Director* (To March 3, 1961)

A. ROSS ECKLER, *Deputy Director*
HOWARD C. GRIEVES, *Assistant Director*
CONRAD TAEUBER, *Assistant Director*
MORRIS H. HANSEN, *Assistant Director for Statistical Standards*
CHARLES B. LAWRENCE, JR., *Assistant Director for Operations*
WALTER L. KEHRES, *Assistant Director for Administration*
CALVERT L. DEDRICK, *Chief, International Statistical Programs Office*
A. W. VON STRUVE, *Acting Public Information Officer*

Housing Division—

WAYNE F. DAUGHERTY, *Chief*
DANIEL B. RATHBUN, *Assistant Chief*
BRULAH WASHBAUGH, *Special Assistant*
MILTON D. LIBBERMAN, *Chief, Coordination and Research*

Decennial Operations Division—GLEN S. TAYLOR, *Chief*
Electronic Systems Division—ROBERT F. DRURY, *Chief*
Field Division—JEFFERSON D. McPIKE, *Chief*
Geography Division—WILLIAM T. FAY, *Chief*
Population Division—HOWARD G. BRUNSMAN, *Chief*
Statistical Methods Division—JOSEPH STEINBERG, *Chief*

Library of Congress Card Number: A61-9347

SUGGESTED CITATION

U.S. Bureau of the Census. *U.S. Census of Housing: 1960. Vol. III, City Blocks.*
Series HC(3), No. 412.
U.S. Government Printing Office, Washington, D.C., 1961.

For sale by the Superintendent of Documents, U.S. Government Printing Office, Washington 25, D.C.
or any of the Field Offices of the Department of Commerce — Price 20.cents.

Table 1.—CHARACTERISTICS OF HOUSING UNITS, FOR THE CITY: 1960

Subject	Number	Percent	Subject	Number	Percent
All housing units	10,248	100.0	Occupied housing units—Con.		
CONDITION AND PLUMBING			COLOR		
Sound	8,543	83.4	White	9,788	99.1
With all plumbing facilities	8,135	79.4	Nonwhite	12	0.1
Lacking some or all facilities	408	4.0	PERSONS PER ROOM		
Deteriorating	1,389	13.6	1.00 or less	9,172	89.0
With all plumbing facilities	1,127	11.0	1.01 or more	628	6.4
Lacking some or all facilities	262	2.6	AVERAGE NUMBER OF ROOMS		
With flush toilet	258	2.5	Owner occupied	5.9	...
No flush toilet	4	...	Renter occupied	4.5	...
Dilapidated	316	3.1	VALUE AND RENT		
Occupied housing units	9,800	100.0	Average value	11,500	...
TENURE			Average contract rent	58	...
Owner occupied	7,017	71.6			
Renter occupied	2,783	28.4			

NOTE.—On the map for Fond du Lac approximately 490 blocks are identified.

Table 2.—CHARACTERISTICS OF HOUSING UNITS, BY BLOCKS: 1960

["Total population" contains no persons in group quarters unless preceded by asterisk; one asterisk (*) denotes less than 10 percent; two asterisks (**), 10 percent or more]

Blocks within block numbering areas	Total population	All housing units by condition and plumbing								Occupied housing units								
		Total	Sound			Deteriorating			Dilapidated	Owner occupied			Renter occupied			Occupied by non-white	1.01 or more persons per room	
			Total	With all plumbing facilities	Lacking some or all facilities	Total	With all plumbing facilities	Lacking some or all facilities		Total	Average value (dollars)	Average number of rooms	Total	Average contract rent (dollars)	Average number of rooms			
A.....	*13588	4094	3348	3221	127	600	519	77	4	146	2916	11000	5.9	1011	57	4.7	8	278
1....	91	32	28	28	...	4	4	27	15000	5.8	4	1
2....	7	4
10....	10	2
13....	74	29	28	28	1	29	...	3.4	3
14....	17	3
15....	56	13	12	12	1	12	13000	5.8	2
16....	20	5	4	4	...	1	1	5	...	5.6
17....	68	18	17	17	...	1	1	18	8500	5.9	1
18....	73	22	18	18	...	4	4	20	9000	6.0	2
19....	44	11	5	4	1	6	5	1	11	7000	5.5	2
20....	17	6	6	6	4	2
21....	67	20	17	15	2	3	2	1	17	8000	5.9	3
22....	113	29	24	22	2	5	4	1	23	9500	5.7	5	54	5.8	...	6
23....	15	2
24....	42	13	9	9	...	4	4	8	9000	5.6	3
25....	60	17	11	10	1	6	6	13	8000	6.4	2	3
26....	35	12	5	5	...	6	5	1	1	7000	5.7	1
27....	19	2
30....	11	5	2	2	...	1	...	1	3	2
31....	57	15	12	11	1	3	11	6000	5.8	4	1	1
32....	18	8	6	6	2	2	3
34....	40	13	11	11	...	2	2	11	9500	6.6	1
35....	77	21	20	20	...	1	1	15	10000	6.3	6	58	4.2
36....	47	14	12	11	1	2	2	8	14000	5.8	6	53	3.7	1	2
37....	52	17	9	9	...	7	7	1	8500	5.9	4	2
38....	46	17	16	16	...	1	1	12	12500	5.3	2
39....	11	8	8	8	5	15500	4.8
40....	9	4
41....	5	2
42....	174	45	45	45	42	15500	5.3	4
43....	25	7	7	7	6	14500	5.5
44....	10	4
45....	55	16	15	15	...	1	1	16	12500	4.7	1
46....	58	21	17	17	...	4	3	1	17	11500	4.8	3	1
47....	77	24	24	24	20	12000	5.5	3
48....	70	23	23	23	19	10500	5.6	4	1
49....	39	16	16	16	13	9500	5.8	2	1
50....	73	20	19	18	1	15	9000	5.9	4
51....	42	10	5	5	...	4	4	4	6	63	5.8	...	2
52....	44	16	15	15	...	1	1	12	10000	6.5	3
53....	35	16	12	12	...	4	4	8	9000	5.8	6	39	4.0
54....	68	20	14	14	...	4	4	11	7000	6.5	7	47	5.3	...	2
55....	19	9	8	7	1	7	9000	5.6
56....	41	14	1	1	...	13	10	1	2	...	11	5500	5.4	2	1
57....	1	1
58....	27	11	8	7	1	3	3	9	9000	6.2	2
59....	48	15	8	8	...	7	4	3	12	10000	6.2	3	2
60....	49	12	8	7	1	4	4	12	7500	5.8	4
61....	28	9	3	3	...	6	4	2	8	8000	6.6	1
62....	74	27	24	22	2	3	1	2	20	8500	5.9	5	...	4.8	...	1
63....	36	10	9	9	...	1	1	8	10000	6.0	2	1

City Block Characteristics

Table 2.—CHARACTERISTICS OF HOUSING UNITS, BY BLOCKS: 1960—Con.

["Total population" contains no persons in group quarters unless preceded by asterisk; one asterisk (*) denotes less than 10 percent; two asterisks (**), 10 percent or more]

Blocks within block numbering areas	Total population	All housing units by condition and plumbing								Occupied housing units						
		Sound				Deteriorating				Owner occupied			Renter occupied			
		Total	With all plumbing facilities	Lacking some or all facilities	Total	With all plumbing facilities	Lacking some or all facilities	Dilapidated	Total	Average value (dollars)	Average number of rooms	Total	Average contract rent (dollars)	Average number of rooms	Occupied by non-white	1.01 or more persons per room
65...	37	8	2	2	...	6	6	7	7500	6.1	1	1
67...	42	12	4	4	...	8	6	10	7000	7.2	2
68...	79	22	17	17	...	5	4	21	7500	6.1	1
69...	56	16	12	12	...	4	2	11	8000	6.3	5	47	5.4	...
70...	66	19	14	13	1	4	4	9	10000	7.1	7	51	4.7	...
71...	52	23	15	15	...	7	6	11	9000	6.0	8	56	5.8	...
72...	56	14	8	8	...	6	6	6	...	6.3	8	56	4.9	...
73...	27	8	1	1	...	7	7	6	...	6.0	2
74...	75	19	10	10	...	9	8	18	9500	5.9	1
75...	45	15	11	11	...	4	4	15	8500	5.9
76...	41	16	12	12	...	4	4	14	10000	5.3	2	1
77...	126	29	23	23	...	6	6	26	11000	6.0	3	5
78...	91	23	22	22	...	1	1	23	10500	6.3	2
79...	68	22	22	22	21	17000	6.0	1
80...	131	39	37	36	1	2	2	35	13000	5.5	4	1
81...	12	4
82...	60	18	18	18	18	14000	4.8	1
83...	64	20	20	20	19	14500	4.7	1	2
84...	68	19	18	18	...	1	1	16	12000	4.8	3	1
85...	14	3
87...	18	6	6	6	5	13500	5.2
88...	6	2
89...	57	13	13	13	13	21000	6.1	3
90...	52	12	12	12	11	17500	5.5	3
91...	117	27	27	26	1	25	13000	6.2	2	2
92...	68	19	19	19	14	11000	5.9	3	3
93...	73	22	18	18	...	4	4	18	10500	6.4	4	1
94...	69	26	11	9	2	14	13	1	...	17	9000	5.9	7	59	4.7	...
95...	98	30	5	5	...	25	24	1	...	17	11000	6.1	12	53	4.2	...
96...	67	21	8	8	...	13	13	13	10000	6.5	8	62	4.6	...
97...	73	25	24	23	1	1	...	1	...	17	8000	6.5	8	66	5.1	...
98...	96	31	18	18	...	13	12	1	...	21	7000	6.0	10	56	3.2	...
99...	98	29	22	20	2	6	5	1	...	23	6500	5.5	4	4
100...	12	2
101...	8	2
102...	**58	17	10	9	1	6	3	3	...	9	6500	6.8	6	45	5.5	...
103...	72	21	19	19	...	2	2	13	7000	6.0	8	56	3.9	...
104...	105	32	29	29	...	3	3	19	8000	6.0	11	52	5.0	...
105...	94	27	20	20	...	7	7	14	9000	6.6	12	56	5.1	...
106...	48	15	12	11	1	3	3	8	7500	5.4	7	54	4.1	...
107...	87	20	4	4	...	14	14	11	9000	6.4	8	61	6.0	...
108...	70	22	11	11	...	10	10	14	9500	5.9	7	58	4.3	...
109...	**144	51	27	25	2	23	21	2	...	37	9500	6.5	10	50	3.4	...
110...	**170	40	40	37	3	34	10000	5.8	5	...	4.8	...
111...	56	19	19	19	17	17000	5.5	2
112...	60	17	17	17	15	19000	5.4	2
113...	50	15	14	14	13	25000	6.1	2
114...	31	8	7	7	...	1	1	7	9000	5.1	8
115...	146	37	36	36	...	1	1	26	9000	4.9	10	74	5.3	...
116...	97	25	25	25	22	9000	4.7	2
117...	114	28	28	28	22	10000	5.0	4
118...	101	25	24	24	...	1	1	23	11500	5.1
119...	46	12	12	12	10	11500	5.0
121...	6	1
122...	45	15	15	15	12	9500	4.3	3
123...	16	7	7	7	7	14000	5.3
124...	42	12	12	12	12	23000	6.6
125...	42	11	11	11	11	29000	7.3
126...	56	19	19	19	17	16500	5.7
127...	101	35	31	28	3	2	2	28	9500	5.9	6	59	4.2	...
128...	109	36	34	34	...	2	2	32	11000	6.0	4
129...	112	33	29	28	1	4	4	11	7500	5.6	20	53	5.4	...
130...	147	46	42	38	4	3	3	1	...	35	10000	6.4	7	43	5.7	...
131...	70	28	26	25	1	2	1	1	...	20	8000	5.8	6	44	6.1	...
132...	**68	19	17	17	...	1	1	3	14	36	5.6	...
133...	**71	20	4	3	1	8	3	5	...	6	...	6.8	12	34	4.9	...
134...	**149	12	1	1	...	8	5	3	...	4	8	52	5.1	...
135...	112	30	15	15	...	11	10	1	...	19	7000	6.3	10	55	4.5	...
136...	58	19	5	5	...	7	7	8	8000	5.6	11	55	4.8	...
137...	78	25	4	4	...	8	8	13	6500	5.7	9	46
138...	10	3
139...	10	5	2	2	...	1	1	3	1
140...	33	12	12	9	3	9	5000	5.7	2
141...	59	22	21	17	4	1	...	1	...	21	6000	5.2
142...	61	17	14	11	3	2	...	2	...	11	6500	5.4	4	...	4.0	...
143...	25	8	7	6	1	1	...	1	...	3	5
144...	14	4
145...	34	9	8	7	1	1	...	1	...	8	6500	5.4	1
146...	14	4
147...	284	90	87	86	1	3	2	1	...	76	10500	5.2	11	54	4.5	...
148...	43	10	10	10	10	11500	5.2
149...	33	9	9	8	1	8	10000	5.3	1
150...	49	19	19	19	8	10000	5.5	10	57	3.5	...
151...	37	9	9	9	5	...	6.6	4
152...	60	15	13	11	2	1	1	7	8000	5.7	8	44	6.1	...
153...	72	23	23	19	4	16	6500	6.1	5	55	5.6	...
154...	46	15	13	12	1	2	2	13	6500	5.7	2

Table 2.—CHARACTERISTICS OF HOUSING UNITS, BY BLOCKS; 1960—Con.

["Total population" contains no persons in group quarters unless preceded by asterisk; one asterisk (*) denotes less than 10 percent; two asterisks (**), 10 percent or more]

Block number and area	Total popu- lation	All housing units by condition and plumbing								Occupied housing units								
		Sound				Deteriorating				Owner occupied			Renter occupied			Occu- pied by non- white	1.01 or more per- sons per room	
		Total	With all plumb- ing facil- ities	Lack- ing some or all facil- ities	Total	With all plumb- ing facil- ities	Lack- ing some or all facil- ities	Dilap- idated	Total	Average value (dollars)	Average num- ber of rooms	Total	Average con- tract rent (dollars)	Average num- ber of rooms				
156...	51	17	3	2	1	14	12	2	11	7000	5.5	6	42	4.2	...	1
157...	87	28	14	14	...	14	13	1	17	7500	6.1	11	48	4.6	...	1
158...	79	24	16	15	1	5	5	14	7500	6.2	10	60	5.2	...	1
159...	*102	35	19	19	...	15	13	2	21	8500	6.1	12	60	4.8
160...	19	12	5	5	...	2	1	1	2	7	38	5.3
161...	108	33	30	29	1	3	1	2	20	9500	6.5	9	47	4.9	1	1
162...	95	32	30	30	...	2	1	1	17	10500	6.2	15	52	5.2
163...	169	55	53	52	1	2	2	37	8500	6.1	16	64	5.1	...	2
164...	113	31	26	25	1	5	4	1	25	10500	6.4	5	79	5.0	...	2
165...	44	15	15	15	15	18500	6.3
166...	6	2
167...	54	14	13	13	...	1	1	13	20000	5.2	1	1
168...	84	17	17	17	17	30000	7.0	1
169...	11	4
170...	10	3
171...	11	4
172...	171	57	55	55	...	2	1	1	50	14500	6.1	5	65	5.6	...	3
173...	154	52	48	42	6	4	3	38	8000	6.4	12	58	4.8	...	2
174...	160	51	49	47	2	33	9000	6.1	18	55	4.8	...	5
175...	109	40	39	39	...	1	1	14	11000	5.6	25	57	5.1	...	1
176...	74	26	26	20	6	11	10000	6.5	12	46	4.2	...	2
177...	27	7	3	3	...	2	...	2	1	6	49	5.7
178...	126	26	10	10	...	8	7	1	11	7000	6.3	14	54	5.9	...	7
180...	13	5	3	3	...	2	2	4	1
181...	66	18	2	1	1	9	9	7	14	6500	6.3	3	3
182...	34	13	5	5	...	8	8	8	5500	5.6	5	40	4.4	...	1
183...	44	12	3	3	...	5	5	8	8000	6.1	4
184...	53	19	19	17	2	14	8000	5.9	3	1
185...	43	9	9	7	2	8	5500	6.8	1	1
186...	88	23	23	23	18	8500	5.5	5	49	4.4	...	4
187...	69	19	19	18	1	18	11000	4.7	3
188...	62	22	22	19	3	17	11000	4.7	5	70	4.8
189...	64	19	19	19	17	9500	4.9	1	3
190...	63	19	19	16	3	13	8000	5.5	5	55	5.2	...	2
191...	70	21	21	21	14	8000	5.0	7	62	5.4	...	1
192...	74	20	16	16	...	4	3	1	10	7500	6.2	10	58	5.6	...	3
193...	64	19	5	5	...	12	11	1	11	6500	5.5	8	37	5.1	...	3
194...	32	8	4	4	...	3	3	6	8000	6.5	2	1
195...	**42	10	9	9	9	8000	7.4	1
198...	20	10	9	5	4	1	1	2	8	42	4.4
199...	70	24	23	17	6	1	...	1	12	9000	6.7	12	46	4.8	...	1
200...	**69	15	13	11	2	2	2	7	...	7.1	6	50	4.8	...	1
201...	124	41	33	33	...	7	5	2	27	10000	6.9	13	62	4.8	...	1
202...	**193	46	44	41	3	2	2	40	11500	6.0	6	64	4.5	...	4
203...	62	22	22	22	22	12500	6.5
204...	126	35	35	35	23	18000	6.6	12	103	4.0	...	2
205...	38	11	11	11	11	21000	6.8
206...	68	15	14	13	1	1	1	14	14000	6.3	1	2
207...	4	3
210...	55	14	14	13	1	11	11500	4.9	3	2
211...	68	16	16	16	13	13000	5.0	2	3
212...	23	7	7	7	6	14000	5.2	1
213...	62	19	19	19	13	12000	5.1	5	65	4.2	...	3
214...	69	17	16	16	...	1	1	12	17000	5.8	5	102	5.4	...	1
215...	72	19	18	18	...	1	1	16	14500	6.4	3	2
216...	126	33	33	33	25	14000	6.9	7	72	3.4	...	2
217...	*112	32	31	31	...	1	1	26	11000	7.0	6	59	3.5
218...	73	30	30	29	1	27	12500	6.8	3
219...	*189	46	43	43	...	3	3	38	14000	7.4	7	83	4.4	...	5
220...	112	34	32	32	...	2	2	21	14000	7.1	11	77	5.7
221...	97	33	32	32	...	1	1	18	11000	7.1	13	71	4.5
222...	**122	41	40	34	6	19	11000	6.6	21	53	2.9	...	1
223...	*101	46	43	39	4	2	1	1	19	13000	6.0	25	61	3.9
224...	66	23	22	18	4	10	13000	7.4	12	48	4.3	...	1
225...	50	38	37	37	...	1	1	3	32	80	2.6
226...	21	26	4	4	...	4	18	16	31	2.7
227...	7	2	4
228...	65	22	13	13	...	3	3	9	9000	4.9	12	58	5.3	...	2
229...	99	36	12	12	...	13	13	14	8500	6.6	20	57	4.1	2	2
230...	**14	2
231...	6	4
232...	56	15	8	8	...	7	6	1	6	7000	6.2	9	56	5.1
233...	75	18	17	17	...	1	1	15	8500	6.1	3	3
234...	48	17	14	14	...	3	2	1	12	7000	6.2	4
235...	88	23	17	16	1	4	2	1	1	2	15	7000	6.5	8	42	4.8	...	3
236...	62	19	18	16	2	1	1	16	8500	5.9	2
8.....	*19131	6154	5195	4914	281	789	608	181	...	170	4101	11500	5.9	1772	59	4.4	4	350
1.....	8	3
2.....	20	6	6	6	6	14000	4.3	1
3.....	34	9	9	9	7	22000	5.9	2
4.....	74	19	19	19	16	20000	5.2	1	2
5.....	49	12	12	12	12	23000	5.8
6.....	13	4
7.....	**482	23	21	20	1	2	2	15	17000	7.5	7	54	5.3	...	2
8.....	126	35	35	35	33	21000	8.5	2
9.....	159	62	62	58	4	24	19000	7.5	31	74	4.0	1	5

City Block Characteristics

Table 2.—CHARACTERISTICS OF HOUSING UNITS, BY BLOCKS: 1960—Con.

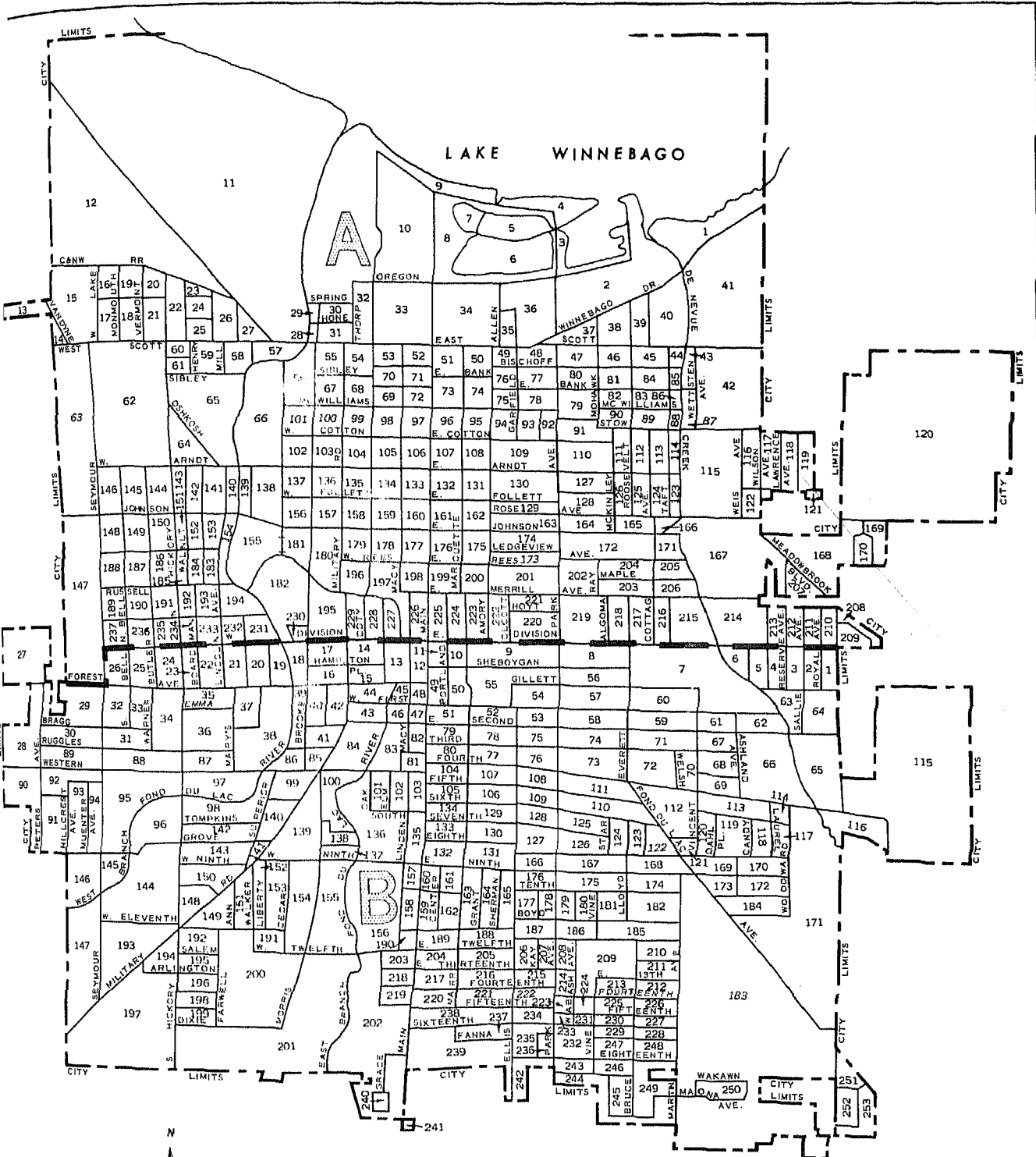
["Total population" contains no persons in group quarters unless preceded by asterisk; one asterisk (*) denotes less than 10 percent; two asterisks (**), 10 percent or more]

Blocks within block numbering areas	Total population	All housing units by condition and plumbing									Occupied housing units							
		Sound				Deteriorating				Dilapidated	Owner occupied			Renter occupied			Occupied by non-white	1.01 or more persons per room
		Total	With all plumbing facilities	Lacking some or all facilities	Total	With all plumbing facilities	Lacking some or all facilities		Total		Average value (dollars)	Average number of rooms	Total	Average contract rent (dollars)	Average number of rooms			
							With flush toilet	No flush toilet										
10...	16	9	9	7	2	2	6	54	3.7
11...	3	1
12...	6	6	1	5	3
13...	5
14...	159	55	46	41	5	9	9	13	10000	7.1	39	55	4.3	...	2
15...	43	15	12	11	1	3	3	4	11	54	4.2	...	1
16...	115	66	32	21	11	19	3	16	...	15	9	7000	5.2	51	44	2.5	...	3
17...	105	46	21	19	2	24	10	14	...	1	19	7500	6.4	26	47	2.6	...	1
18...	**5
19...	4	3
20...	37	13	10	8	2	3	3	9	6500	6.7	4
21...	83	28	22	21	1	6	4	2	19	9500	6.7	8	46	4.9	...	1
22...	94	30	25	25	...	5	1	4	16	6000	6.0	13	54	4.5	...	1
23...	85	25	18	18	...	7	7	16	7500	5.6	5	...	5.4	...	3
24...	102	30	20	19	1	7	7	19	8000	6.1	10	42	4.8	...	5
25...	97	29	17	15	2	12	6	6	15	8000	5.7	13	60	5.8	...	1
26...	82	21	19	18	1	2	1	1	17	10500	5.7	4	3
27...	4	5	5	5
28...	...	1
29...	169	56	53	53	...	3	3	52	10500	5.2	1	1
30...	127	34	34	34	32	13500	5.3	2	6
31...	126	33	29	27	2	3	3	1	27	10000	5.8	6	67	5.3	...	2
32...	113	37	31	31	...	6	6	30	9000	5.6	5	55	5.8	...	2
33...	90	31	27	26	1	4	4	21	8000	5.6	7	55	4.4	...	1
34...	121	40	38	37	1	1	...	1	30	9500	6.6	10	64	5.5	...	2
35...	72	23	21	18	3	1	1	1	15	8500	6.7	8	58	4.3	...	1
37...	55	14	10	9	1	4	2	2	8	9500	7.3	6	46	4.2
38...	49	15	10	8	2	4	3	1	8	7000	5.8	7	48	5.9
40...	80	59	45	9	36	13	6	7	...	1	12	9500	5.5	45	52	1.3
41...	**76	16	16	15	1	10	8500	7.6	6	63	4.2	...	2
42...	161	65	58	58	...	5	4	1	...	2	15	10000	6.9	48	65	4.1	...	3
43...	77	27	23	22	1	3	3	1	14	7500	6.2	12	46	5.1	...	2
44...	**31	15	15	10	5	4	11	61	3.4
46...	6	1
47...	2	1
48...	8
49...	16	9	7	4	...	4	4	1	4
50...	**29	12	5	5	...	2	2	3	5	59	3.2
51...	**93	39	27	20	7	12	6	6	12	10500	5.8	23	44	4.0	...	2
52...
53...	116	44	43	37	6	1	1	16	12500	6.9	26	59	4.1	...	2
54...	130	41	38	33	5	3	3	22	10000	6.5	18	55	4.9	...	6
55...	272	108	100	83	17	7	2	5	41	10500	6.5	61	59	4.0	...	5
56...	116	41	39	39	2	32	14000	7.0	6	63	5.3
57...	147	48	43	43	...	5	5	41	9000	6.8	6	70	4.5	...	1
58...	155	49	39	36	3	9	9	1	29	10500	6.6	18	54	4.6	...	3
59...	145	45	42	40	2	3	3	37	10500	6.1	5	55	4.0	...	4
60...	143	40	36	36	...	4	4	31	10500	5.6	8	57	4.0	...	7
61...	**86	19	15	15	...	4	4	14	9500	5.5	5	76	5.4
62...	77	22	22	22	20	13500	5.0	2
63...	37	12	12	12	10	16000	5.4	1
64...	27	9	8	8	...	1	1	8	15000	5.1	1
65...	3	1
66...	93	30	27	24	3	1	...	1	...	2	23	12500	5.2	5	...	4.2	...	2
67...	32	9	9	9	9	10000	5.7	1
68...	40	12	9	8	1	3	1	2	11	9500	5.4	1	1
69...	68	18	18	17	1	17	10500	5.1	1	2
70...	85	22	20	20	...	2	2	17	12000	5.4	5	...	5.8	...	3
71...	160	50	47	44	3	3	3	36	9500	5.9	13	64	5.2	...	2
72...	140	40	37	33	4	2	2	1	33	9000	5.8	5	...	6.0	...	4
73...	175	55	55	55	42	11000	7.0	12	59	4.4	...	2
74...	119	41	36	36	...	5	5	28	12000	6.8	11	55	4.5	...	2
75...	94	52	26	17	9	26	12	14	17	11500	5.9	32	46	2.5	...	1
76...	**151	33	19	19	...	13	13	1	20	9500	7.4	10	58	5.9	...	3
77...	129	52	19	19	...	24	21	3	...	9	20	9000	6.3	26	60	5.0	...	3
78...	92	44	18	15	3	26	16	10	11	12500	6.7	28	57	4.2
79...	43	28	3	3	...	22	15	7	...	3	4	22	47	4.3
80...	69	30	11	11	...	8	8	11	6	...	5.5	24	50	3.5	...	1
82...	21	6	6	6	10	15	29	2.7
83...	**13	1
84...	*120	42	34	32	2	8	5	3	16	9500	5.7	23	51	4.3	...	4
85...	5	1
86...	15	3
87...	95	30	25	22	3	4	2	2	...	1	23	8000	6.6	6	54	6.2	...	1
88...	151	44	39	38	1	4	4	1	39	11000	5.8	5	62	6.0	...	4
89...	116	31	31	31	27	12500	4.9	3
90...	**11	2
91...	22	10	10	10	7	16000	5.9	5
92...	92	18	17	16	1	1	1	17	12000	5.6	1	3
93...	88	21	19	19	...	1	1	1	21	15000	5.3
94...	110	32	32	31	1	27	13500	5.3	4	2
95...	129	40	34	32	2	3	3	3	38	14000	5.6	2	1
96...	54	18	12	12	...	4	3	1	...	2	18	12000	5.7	3
97...	70	20	10	10	...	10	10	13	7500	6.2	6	61	4.5	...	1
98...	92	32	18	16	2	11	10	1	...	3	19	8500	6.4	13	55	4.0	...	1
99...	41	14	6	3	3	8	7	1	8	7000	5.9	6	42	3.7
100...	50	18	5	5	...	8	8	5	15	7000	6.1	3

Table 2.—CHARACTERISTICS OF HOUSING UNITS, BY BLOCKS: 1960—Con.


["Total population" contains no persons in group quarters unless preceded by asterisk; one asterisk (*) denotes less than 10 percent; two asterisks (**), 10 percent or more]

Blocks within block numbering areas	Total population	All housing units by condition and plumbing									Occupied housing units								
		Total	Sound			Deteriorating			Dilapidated	Owner occupied			Renter occupied			Occupied by non-white	1.01 or more persons per room		
			Total	With all plumbing facilities	Lacking some or all facilities	Total	With all plumbing facilities	Lacking some or all facilities		Total	Average value (dollars)	Average number of rooms	Total	Average contract rent (dollars)	Average number of rooms				
101...	84	36	5	5	...	21	15	6	...	10	15	7500	6.3	17	49	3.8	...	1	
102...	124	41	20	19	1	20	17	3	...	1	12	8000	6.2	28	51	4.2	...	3	
103...	*64	28	26	26	2	7	...	6.0	17	59	4.1	...	1
104...	63	35	34	31	...	16	16	4	8	...	5.9	15	62	4.7	...	1
105...	98	49	46	37	9	3	1	18	9500	6.6	13	54	4.5	...	3	
106...	135	47	21	18	3	26	23	3	26	9000	6.6	21	73	4.2	...	1	
107...	127	32	25	25	...	5	3	2	22	10500	6.7	23	58	4.1	...	1	
108...	92	45	43	42	1	2	...	2	20	10000	7.1	11	61	4.3	
109...	102	67	65	64	1	1	14	12500	6.4	30	54	4.2	...	2	
110...	243	59	50	48	2	4	4	49	9500	6.2	17	75	4.9	...	2	
111...	178	35	34	33	1	1	1	38	9500	6.4	14	69	5.1	...	5	
112...	127	23	23	23	29	10000	6.4	5	...	6.0	...	2	
113...	87	8	5	5	...	1	21	13500	5.4	2	2	
114...	22	5	5	5	1	5	...	5.6	1	
116...	23	5	5	5	3	2	2	
117...	29	7	7	7	6	23000	5.7	1	
118...	53	15	15	15	15	19500	5.3	
119...	24	8	8	8	7	19000	5.1	
120...	53	20	20	20	18	16500	5.8	2	
121...	14	5	4	4	2	1	1	
122...	57	16	16	16	12	10500	6.0	3	3	
123...	58	17	17	17	15	10500	6.3	1	1	
124...	60	24	22	22	2	13	10000	6.1	7	72	4.3
125...	126	39	37	35	2	2	...	2	22	9000	6.0	16	54	3.7	...	4	
126...	122	34	33	33	...	1	1	24	10000	6.0	8	68	5.8	...	4	
127...	119	36	35	35	...	1	...	1	25	8000	6.0	9	59	4.6	...	1	
128...	84	28	28	28	17	11000	7.1	9	54	5.2	...	1	
129...	120	49	49	46	3	29	10500	6.2	18	63	4.2	...	1	
130...	96	40	39	31	8	1	...	1	23	10000	6.2	16	49	3.7	...	2	
131...	127	46	43	41	2	3	2	1	25	10000	6.0	16	67	4.3	...	2	
132...	*97	39	38	36	2	1	...	1	24	10500	6.7	14	68	3.4	
133...	73	25	24	21	3	1	1	15	10500	6.8	7	49	4.9	...	1	
134...	78	41	41	38	3	18	9000	6.7	21	61	3.8	
135...	*108	41	28	28	...	12	12	1	15	11000	6.7	24	69	4.6	...	1
136...	154	51	29	29	...	15	15	7	22	9000	6.0	25	56	4.8	...	4
137...	39	9	2	2	...	7	6	1	7	7500	6.4	2	1	
138...	64	19	4	4	...	11	7	4	4	12	7000	5.9	7	50	5.1	...	2
139...	142	43	38	35	3	3	2	1	26	7500	6.0	16	54	5.5	1	2	
140...	96	28	22	19	3	5	5	20	9000	6.0	7	52	4.4	...	2	
141...	26	10	5	5	...	4	7	7500	6.4	2	
142...	131	36	14	14	...	18	18	4	24	7000	6.2	12	56	5.6	...	3
143...	117	32	11	11	...	17	16	1	4	26	8500	6.6	5	50	5.2	...	2
144...	99	28	11	11	...	16	10	6	1	22	7500	5.6	6	46	4.7	...	3
145...	13	5	2	2	...	3	...	3	2	1	
146...	43	12	11	11	...	1	1	10	11500	5.1	1	2	
147...	21	6	6	6	5	11500	5.2	1	
148...	46	14	11	11	...	3	1	2	8	9500	6.1	6	52	5.2	...	1	
149...	30	10	10	10	8	10500	5.4	2	
150...	89	27	21	21	...	2	1	1	4	18	8000	6.2	8	65	4.9	...	2
151...	65	16	16	16	14	9000	6.1	2	1	
152...	71	16	15	14	1	1	...	1	15	8500	6.7	1	2	
153...	96	40	37	34	3	3	2	1	31	8000	5.5	6	56	5.2	
154...	107	34	31	29	2	3	3	26	7000	5.5	6	51	5.7	...	4	
155...	119	36	19	19	...	16	16	1	32	9500	6.2	4	3	
156...	110	37	31	31	...	6	6	23	12000	5.9	14	62	5.1	...	2	
157...	48	16	5	5	...	11	11	6	14000	5.5	10	57	4.7	...	1	
158...	117	40	23	23	...	9	9	8	22	10500	6.4	17	62	4.5	...	3
159...	43	19	18	18	9	9500	6.7	8	53	3.8	...	1	
160...	36	12	12	10	2	6	12000	5.5	6	...	4.2	
161...	63	18	18	18	14	10500	7.2	3	2	
162...	88	29	28	28	...	1	1	16	8500	6.2	13	65	5.3	...	1	
163...	113	39	37	37	2	24	8500	6.3	15	59	5.1	
164...	148	42	37	37	...	5	5	25	9500	6.4	14	58	5.0	...	6	
165...	108	39	38	34	4	1	1	30	9500	6.0	8	59	3.5	
166...	*102	24	21	20	1	3	1	2	18	9500	6.3	5	39	5.8	...	1	
167...	143	39	33	31	2	4	3	1	26	9500	5.9	13	82	5.3	...	3	
168...	88	31	28	28	...	2	2	28	13500	5.6	2	
169...	42	17	17	17	13	17000	5.0	2	3	
170...	96	25	25	25	22	15000	5.0	3	
171...	137	42	41	41	...	1	1	37	14000	5.2	2	3	
172...	106	26	26	26	26	11500	4.8	5	
173...	45	14	14	14	10	12000	4.8	4	2	
174...	89	31	31	31	28	12500	5.5	3	
175...	137	45	37	33	4	5	4	1	33	8500	5.5	9	63	5.0	...	1	
176...	82	25	25	24	1	13	10000	6.2	9	59	5.3	...	2	
177...	62	20	19	17	2	1	...	1	15	8000	6.5	5	...	6.8	
178...	41	16	15	14	1	1	13	9500	6.3	2	
179...	44	17	17	17	15	12000	6.0	1	
180...	47	16	16	16	15	14500	5.9	1	
181...	58	17	15	14	1	1	1	17	14500	5.4	1	
182...	123	33	33	33	33	16000	5.7	1	
183...	16	6	5	5	...	1	1	2	3	
184...	116	29	29	29	28	13500	4.9	1	6	
185...	158	49	47	47	...	2	1	1	44	13500	5.3	4	
186...	64	24	23	23	...	1	1	20	10500	5.7	3	1	
187...	70	28	28	21	7	23	11500	6.2	4	
188...	123	38	38	37	1	28	10000	6.2	9	64	4.1	...	3	



FOND DU LAC, WISCONSIN, BY BLOCKS: 1960

SCALE IN FEET



LEGEND

- BLOCK NUMBERS
- BLOCK AREA LETTERS
- BLOCK AREA BOUNDARIES
- U. S. DEPARTMENT OF COMMERCE, BUREAU OF THE CENSUS



FOND DU LAC, WISCONSIN

U.S. CENSUS OF HOUSING: 1960

Series HC(3)-413


CITY BLOCKS

Green Bay, Wis.

Prepared under the supervision of
WAYNE F. DAUGHERTY, Chief
Housing Division



U.S. DEPARTMENT OF COMMERCE
Luther H. Hodges, Secretary
BUREAU OF THE CENSUS
Richard M. Scammon, *Director (From May 1, 1961)*
Robert W. Burgess, *Director (To March 3, 1961)*





BUREAU OF THE CENSUS

RICHARD M. SCAMMON, *Director* (From May 1, 1961)

ROBERT W. BURGESS, *Director* (To March 3, 1961)

A. ROSS ECKLER, *Deputy Director*

HOWARD C. GRIEVES, *Assistant Director*

CONRAD TABUBER, *Assistant Director*

MORRIS H. HANSEN, *Assistant Director for Statistical Standards*

CHARLES B. LAWRENCE, JR., *Assistant Director for Operations*

WALTER L. KEHRES, *Assistant Director for Administration*

CALVERT L. DEDRICK, *Chief, International Statistical Programs Office*

A. W. VON STRUVE, *Acting Public Information Officer*

Housing Division—

WAYNE F. DAUGHERTY, *Chief*

DANIEL B. RATHBUN, *Assistant Chief*

BRULAH WASHBAUGH, *Special Assistant*

MILTON D. LIEBERMAN, *Chief, Coordination and Research*

Decennial Operations Division—GLEN S. TAYLOR, *Chief*

Electronic Systems Division—ROBERT F. DRURY, *Chief*

Field Division—JEFFERSON D. MCPHER, *Chief*

Geography Division—WILLIAM T. FAY, *Chief*

Population Division—HOWARD G. BRUNMAN, *Chief*

Statistical Methods Division—JOSEPH STEINBERG, *Chief*

Library of Congress Card Number: A61-9347

SUGGESTED CITATION

U.S. Bureau of the Census. *U.S. Census of Housing: 1960. Vol. III, City Blocks.*
Series HC(3), No. 413.

U.S. Government Printing Office, Washington, D.C., 1961.

For sale by the Superintendent of Documents, U.S. Government Printing Office, Washington 25, D.C.
or any of the Field Offices of the Department of Commerce—Price 25 cents.

Table 1.—CHARACTERISTICS OF HOUSING UNITS, FOR THE CITY: 1960

Subject	Number	Percent	Subject	Number	Percent
All housing units	19,223	100.0	Occupied housing units—Con.		
CONDITION AND PLUMBING			COLOR		
Sound	16,358	85.1	White	18,215	99.4
With all plumbing facilities	15,417	80.2	Nonwhite	114	0.6
Lacking some or all facilities	941	4.9	PERSONS PER ROOM		
Deteriorating	2,456	12.8	1.00 or less	16,320	89.0
With all plumbing facilities	1,803	9.4	1.01 or more	2,009	11.0
Lacking some or all facilities	653	3.4	AVERAGE NUMBER OF ROOMS		
With flush toilet	598	3.1	Owner occupied	5.5	...
No flush toilet	55	0.3	Renter occupied	4.2	...
Dilapidated	409	2.1	VALUE AND RENT		
Occupied housing units	18,329	100.0	Average value	12,200	...
TENURE			Average contract rent	57	...
Owner occupied	11,918	65.0			
Renter occupied	6,411	35.0			

NOTE.—On the map for Green Bay approximately 970 blocks are identified.

Table 2.—CHARACTERISTICS OF HOUSING UNITS, BY BLOCKS: 1960

["Total population" contains no persons in group quarters unless preceded by asterisk: one asterisk (*) denotes less than 10 percent; two asterisks (**), 10 percent or more]

Blocks within census tracts	Total population	All housing units by condition and plumbing									Occupied housing units							
		Total	Sound			Deteriorating			Dilapidated	Owner occupied			Renter occupied			Occupied by non-white	1.01 or more persons per room	
			Total	With all plumbing facilities	Lacking some or all facilities	Total	With all plumbing facilities	Lacking some or all facilities		Total	Average value (dollars)	Average number of rooms	Total	Average contract rent (dollars)	Average number of rooms			
1.....	3818	1287	1069	950	119	199	152	41	6	19	608	9000	5.7	591	55	4.2	7	103
1....	58	21	11	7	4	6	4	1	1	4	9	8000	4.9	6	34	4.2	...	3
2....	135	48	26	23	3	20	10	5	5	2	24	7000	5.2	15	52	4.6	...	5
4....	70	23	17	16	1	4	1	3	...	2	15	7500	5.3	7	42	4.7	...	2
5....	23	7	5	5	...	2	2	6	7500	4.8	1	1
6....	33	9	8	8	...	1	1	7	7000	4.9	2
7....	57	18	16	16	...	2	2	13	8000	5.2	5	58	3.8	...	1
8....	52	16	9	9	...	6	5	1	...	1	12	7000	5.5	4	2
9....	2	1
10....	58	17	9	6	3	5	4	1	...	3	8	8000	5.4	6	...	4.0	...	2
11....	75	19	16	14	2	3	3	12	9000	5.6	6	56	5.5	...	3
12....	47	20	12	12	...	8	6	2	8	10000	5.0	11	57	4.6	...	1
13....	33	5	5	5	5	12000	7.2	1
14....	4	2
15....	20	6	1	1	...	5	5	5	8500	5.8	1
16....	74	20	19	19	...	1	1	16	8500	5.1	4	3
17....	60	19	19	17	2	11	8000	4.9	8	51	3.6	...	2
18....	54	18	17	17	...	1	1	13	8500	5.6	5	54	5.2
19....	52	17	14	13	1	3	3	12	8500	5.3	5	53	4.0	...	2
20....	127	33	25	24	1	8	7	1	22	10500	5.6	10	50	5.3	...	3
21....	4	1
24....	64	15	9	9	...	6	6	8	8000	5.6	7	62	4.7	...	3
25....	17	16	16	...	16	16	43	1.0	...	1
26....	24	5	1	2	3	2
27....	41	16	14	14	...	3	3	5	9	3
28....	73	20	17	17	...	3	3	1	...	1	7	12000	6.4	12	57	3.4	...	3
29....	65	22	13	13	...	9	9	2	10	10500	6.0	10	58	4.3	1	3
30....	71	22	19	19	...	3	3	12	10500	5.9	9	53	4.7	...	3
31....	74	29	27	27	...	2	2	18	10000	5.7	9	68	4.9	...	2
32....	57	15	11	11	...	4	4	10	8000	5.0	4	63	4.4
33....	29	9	7	6	1	2	2	5	8500	4.8	4	2
34....	25	10	9	7	2	1	1	8	8500	5.1	2
35....	30	10	10	10	6	...	6.2	4	1
36....	90	27	22	21	1	5	3	2	20	9500	5.6	5	...	3.8	...	6
37....	85	29	27	26	1	2	2	11	10500	6.5	16	60	4.1	...	1
38....	82	26	16	13	3	10	10	8	10000	6.4	18	59	4.2	...	3
39....	49	20	20	19	1	9	13000	6.9	10	69	4.6
40....	46	15	10	10	...	5	5	8	10000	5.1	7	64	5.1	...	2
41....	43	18	16	14	2	2	2	12	8000	5.1	6	48	3.2
42....	30	6	6	6	2	4	1
43....	33	17	14	12	2	3	3	6	10000	5.2	9	51	4.0
44....	97	33	31	30	1	2	...	2	13	12500	5.6	19	60	4.8
45....	26	10	7	7	...	3	3	8	51	3.6
46....	191	57	56	52	4	1	1	30	9500	6.0	25	93	4.5	...	4
47....	190	58	57	54	3	1	...	1	26	9000	5.6	29	48	4.5	...	6
48....	68	20	19	18	1	1	1	9	9000	6.2	11	60	5.1	...	2
49....	83	29	27	26	1	2	10	8500	5.6	16	57	4.3	...	3
50....	76	36	18	18	...	18	8	10	11	10000	5.9	14	47	4.5	1	...
51....	28	23	22	7	15	1	1	3	13	38	2.5
52....	68	27	23	23	...	4	2	2	14	11000	6.2	12	58	4.2	...	1
53....	83	23	21	16	5	2	12	10500	5.8	11	49	5.3	...	3
54....	238	81	76	71	5	5	5	35	9500	6.3	40	58	4.9	...	4

City Block Characteristics

Table 2.—CHARACTERISTICS OF HOUSING UNITS, BY BLOCKS: 1960—Con.

["Total population" contains no persons in group quarters unless preceded by asterisk: one asterisk (*) denotes less than 10 percent; two asterisks (**), 10 percent or more]

Blocks within census tracts	Total population	All housing units by condition and plumbing									Occupied housing units							
		Total	Sound			Deteriorating			Dilapidated	Owner occupied			Renter occupied			1.01 or more persons per room		
			Total	With all plumbing facilities	Lacking some or all facilities	Total	With all plumbing facilities	Lacking some or all facilities		Total	Average value (dollars)	Average number of rooms	Total	Average contract rent (dollars)	Average number of rooms		Occupied by non-white	
55...	105	31	28	27	1	3	3	16	8500	6.5	14	54	4.5	1	2
56...	47	24	20	14	6	4	2	2	9	7500	6.2	11	50	3.2
57...	62	22	18	11	7	4	3	1	10	10500	5.3	10	52	3.1
58...	132	43	43	37	6	15	10000	6.8	28	56	4.2
59...	124	38	35	35	...	2	2	15	9000	6.1	20	50	4.5	2	7
60...	57	26	19	13	6	7	7	6	...	5.8	20	50	3.7	1	1
61...	77	39	33	21	12	6	2	4	4	29	45	3.8	2	1
2.....	*7016	2036	1941	1912	29	94	78	16	...	1	1645	12500	5.2	342	65	4.6	4	241
1...	109	38	35	33	2	3	3	23	10500	5.5	11	61	4.5	1	3
2...	139	44	37	36	1	7	6	1	28	11500	4.9	15	60	4.5	...	6
3...	39	12	12	12	10	14500	5.0	2	1
4...	23	12	12	12	10	14000	4.9	1
5...	34	12	9	9	...	3	3	6	8500	5.8	5	...	6.0	...	1
6...	53	14	14	14	14	15500	5.0	2
7...	92	19	19	19	18	15000	5.1	1	7
8...	89	22	21	21	...	1	1	22	15500	5.1	1
9...	64	17	17	16	1	15	10500	4.9	1	3
10...	66	18	18	18	16	11500	4.7	2	3
11...	30	10	10	10	5	...	4.8	5	...	4.0	...	1
12...	27	8	8	8	7	10500	4.9	1
13...	83	20	20	20	20	11500	4.7	1	4
14...	68	18	18	18	18	12000	4.6	2
15...	23	7	5	5	...	2	2	5	7500	4.0	2	2
16...	12	2
18...	5	1
20...	6	4
21...	24	7	7	7	5	21000	6.2	2
22...	67	14	14	14	14	15500	5.3	5
23...	44	10	10	10	9	12500	4.6	1	4
24...	11	4
25...	14	4
26...	42	15	15	14	1	10	11000	4.8	1	2
27...	25	7	7	7	7	16000	5.0	2
29...	101	24	24	24	21	12500	4.9	3	6
30...	64	16	14	14	...	2	1	1	15	11500	4.8	1	1	3
31...	62	17	17	17	15	13000	4.6	1	3
32...	69	17	17	17	16	13000	4.9	4
33...	68	17	17	17	17	13000	4.9	3
34...	64	19	19	19	16	12500	4.9	1	3
35...	63	19	19	19	19	13000	4.8	2
36...	58	19	19	19	18	11000	4.9	1	3
37...	71	19	19	19	16	12000	5.3	3	3
38...	140	31	31	31	30	13000	5.0	1	8
39...	116	34	34	34	32	12500	4.7	2	3
40...	72	21	21	21	20	14000	5.2	1	3
41...	60	14	14	14	13	12500	5.2	1	2
42...	57	18	18	18	18	13000	4.9
43...	79	28	28	28	15	13000	5.5	11	70	3.8	...	1
44...	78	22	22	22	17	13000	5.1	5	76	3.4	...	3
45...	72	20	19	19	...	1	1	18	12500	5.0	2	2
46...	59	19	19	19	16	12500	4.8	3	5
47...	68	15	15	15	15	11500	4.8	3
48...	56	14	14	14	13	13500	4.8	1	1
49...	38	12	12	12	12	14000	4.9	5
50...	69	16	16	16	16	12000	4.9	3
51...	57	16	16	16	13	14000	5.0	2	4
52...	31	6	6	6	5	14000	4.6	1
53...	55	12	12	12	10	12000	4.8	2	4
54...	57	15	15	14	1	15	13000	4.9	1
55...	56	16	16	16	16	12500	5.2	2
56...	60	14	14	14	14	13500	5.2	3
57...	69	18	18	18	18	12000	4.8	4
58...	66	18	18	18	18	13000	4.7	5
59...	77	20	20	20	20	12500	5.0	4
60...	83	21	21	21	17	12500	5.3	4	1
61...	70	22	22	22	17	13000	5.0	5	...	4.8	...	1
62...	60	18	18	18	16	12500	4.6	1
63...	58	18	18	18	17	14000	5.0	1	2
64...	45	15	15	15	12	13500	5.4	3	1
65...	63	14	14	14	14	14500	4.7	1
66...	77	28	27	27	...	1	1	23	13500	5.0	4
67...	16	7	5	5	...	2	1	1	6	...	6.5	1
68...	43	14	13	13	...	1	1	1	10	9500	5.3	4
69...	44	19	17	16	...	2	2	14	10500	6.1	4	4
70...	158	46	44	44	...	2	2	39	11000	5.7	7	69	5.6	...	2
71...	50	14	12	11	1	2	1	1	13	8500	4.4	1	3
72...	46	15	15	15	13	10500	4.8	1	1
73...	35	12	11	11	...	1	...	1	10	10000	5.2	2
74...	33	9	9	9	6	10500	5.2	3	5
75...	153	37	37	37	35	13000	5.0	2	2
76...	120	31	31	31	28	14000	4.9	2	3
77...	82	19	19	19	17	17500	5.4	2	6
78...	206	55	53	52	1	2	2	45	13000	5.2	10	73	4.5	...	1
79...	46	14	14	14	11	11500	5.4	2
80...	44	15	15	15	11	11500	5.4	4
81...	50	13	13	13	11	11500	5.5	2	3

Table 2.—CHARACTERISTICS OF HOUSING UNITS, BY BLOCKS: 1960—Con.

["Total population" contains no persons in group quarters unless preceded by asterisk; one asterisk (*) denotes less than 10 percent; two asterisks (**), 10 percent or more]

Blocks within census tracts	All housing units by condition and plumbing										Occupied housing units							
	Total population	Sound				Deteriorating				Dilapidated	Owner occupied			Renter occupied			Occupied by non-white	1.01 or more persons per room
		Total	With all plumbing facilities	Lacking some or all facilities	Total	With all plumbing facilities	Lacking some or all facilities		Total		Average value (dollars)	Average number of rooms	Total	Average contract rent (dollars)	Average number of rooms			
							With flush toilet	No flush toilet										
82...	48	13	13	13	13	9500	4.9	3	
83...	152	46	46	46	38	10500	5.8	5	
84...	72	20	20	18	2	13	10500	5.5	2	
85...	81	24	18	15	3	6	5	1	...	10	9000	5.9	13	49	4.6	...	3	
86...	104	43	38	37	1	5	3	2	...	26	9000	5.6	14	57	4.5	...	1	
87...	64	19	19	17	2	12	11500	5.1	7	63	4.1	...	3	
88...	67	20	20	20	18	9500	5.8	2	2	
89...	92	32	26	25	1	5	5	21	11000	5.4	10	60	4.7	...	2	
90...	67	20	19	19	10	8000	5.5	9	66	4.6	...	2	
91...	96	28	27	27	23	10500	5.1	5	74	5.8	...	2	
92...	182	48	47	46	1	1	...	1	...	39	14000	5.4	8	74	4.5	...	6	
93...	42	15	15	15	12	10000	4.3	3	
94...	*176	48	48	48	40	18000	5.3	6	3	
95...	61	22	19	19	...	3	1	2	...	17	12500	5.5	4	1	
96...	36	10	10	10	7	10000	5.4	3	1	
97...	50	19	19	18	1	18	12000	5.9	1	
98...	79	26	21	21	...	5	5	17	10000	5.4	9	65	4.3	...	2	
99...	88	34	26	22	4	8	7	1	...	20	7500	5.3	10	50	5.0	...	1	
100...	79	25	17	14	3	8	6	2	...	12	8500	5.8	12	53	5.3	...	1	
101...	140	52	47	47	...	5	5	22	10500	5.8	29	61	3.9	...	2	
102...	79	23	18	18	...	5	5	16	13000	6.3	7	72	5.3	...	1	
103...	152	47	39	37	2	8	6	2	...	34	11500	5.8	11	51	5.3	...	3	
104...	126	41	40	40	...	1	1	32	13000	5.6	8	65	4.4	...	3	
105...	*2172	573	538	512	26	25	19	4	2	10	462	12500	5.1	62	74	4.8	5	98
106...	6	2	
107...	182	46	45	45	...	1	1	42	12000	5.1	2	9	
108...	23	5	5	5	5	13500	5.2	1	
109...	18	5	5	5	4	
110...	79	18	18	18	17	14500	5.3	1	
111...	71	20	18	18	...	2	2	16	15500	5.1	4	2	
112...	56	20	19	19	...	1	1	14	16500	5.6	4	
113...	162	40	37	33	4	3	3	26	8500	4.9	11	59	4.8	1	11	
114...	51	12	12	12	11	8000	5.1	1	3	
115...	31	8	7	7	...	1	...	1	...	5	8000	5.0	2	1	
116...	19	4	
117...	38	11	11	8	3	10	10500	4.8	1	1	
118...	108	23	18	17	1	5	5	20	13500	5.8	3	5	
119...	81	22	21	21	15	10000	4.9	3	6	
120...	**135	28	27	26	1	1	19	9500	4.9	4	6	
121...	63	17	17	17	14	12500	4.8	1	4	
122...	26	6	6	6	6	11500	5.0	1	
123...	29	6	6	5	1	6	10000	5.7	1	
124...	*20	3	
125...	91	29	21	18	3	5	4	1	...	3	9000	4.8	6	54	4.8	2	7	
126...	77	21	20	18	2	1	...	1	...	16	12000	5.3	3	1	3	
127...	36	10	10	8	2	6	7500	4.5	3	2	
128...	23	5	4	4	...	1	1	2	2	1	
129...	3	1	
130...	58	15	15	15	13	14000	5.1	1	1	
131...	338	93	93	93	80	15500	5.4	4	12	
132...	52	13	13	13	12	15500	5.3	1	1	
133...	71	19	17	16	1	1	1	...	1	13	9000	4.8	4	6	
134...	74	21	15	11	4	3	2	...	1	3	9000	5.0	1	6	
135...	12	4	
136...	10	3	
137...	37	12	12	12	10	13500	5.7	1	1	
138...	11	4	
139...	81	27	27	24	3	25	11000	4.1	5	
140...	*5751	1433	1383	1370	13	41	31	8	2	9	1208	15500	5.4	197	76	4.4	2	215
141...	198	54	53	53	...	1	1	48	15500	5.1	6	76	4.8	...	5	
142...	78	23	23	23	20	14000	5.0	3	1	
143...	46	14	14	14	12	18500	5.1	2	
144...	50	8	8	8	8	23000	6.4	4	
145...	58	14	14	14	10	18000	5.5	4	1	
146...	**15	2	
147...	30	10	7	7	...	3	2	1	...	6	...	4.8	4	1	
148...	38	9	8	8	...	1	1	8	11000	5.0	1	1	
149...	13	5	2	2	...	3	3	1	4	1	
150...	65	16	16	16	13	12000	5.8	3	1	
151...	138	33	33	33	29	19500	5.9	4	3	
152...	24	7	7	7	7	9500	4.4	1	
153...	272	78	78	78	72	16000	5.6	4	9	
154...	232	74	72	71	1	2	2	60	15000	5.2	12	75	4.4	...	3	
155...	40	11	11	11	9	20000	5.3	2	2	
156...	15	5	4	4	1	4	1	
157...	48	16	13	12	1	3	3	12	13500	5.4	4	1	
158...	50	12	12	12	7	19000	6.4	5	...	4.8	...	2	
159...	6	2	
160...	69	17	17	17	15	13500	5.4	1	1	
161...	298	79	79	79	70	17500	5.5	9	76	4.3	...	8	
162...	239	74	74	71	3	57	13500	5.8	16	70	4.3	...	3	
163...	96	25	23	23	...	1	1	...	1	17	12500	5.8	7	63	5.0	...	3	
164...	100	34	34	34	26	12000	5.4	8	66	4.5	...	1	
165...	39	10	10	10	6	17500	5.7	4	1	

Table 2.—CHARACTERISTICS OF HOUSING UNITS, BY BLOCKS: 1960—Con.

["Total population" contains no persons in group quarters unless preceded by asterisk; one asterisk (*) denotes less than 10 percent; two asterisks (**), 10 percent or more]

Blocks within census tracts	Total population	All housing units by condition and plumbing										Occupied housing units							
		Sound					Deteriorating					Owner occupied			Renter occupied			Occupied by non-white	1.01 or more persons per room
		Total	With all plumbing facilities	Lacking some or all facilities	Total	With all plumbing facilities	Lacking some or all facilities		Dilapidated	Total	Average value (dollars)	Average number of rooms	Total	Average contract rent (dollars)	Average number of rooms				
							With flush toilet	No flush toilet											
45...	74	25	25	24	1	20	10500	5.8	5	72	5.4	
46...	97	33	33	32	1	24	9500	6.0	7	60	4.1	
47...	66	20	20	16	4	12	10000	6.3	6	55	4.7	
48...	97	27	25	25	...	2	2	17	8000	5.8	10	54	4.7	
61...	5331	1338	1322	1316	6	11	11	5	1189	14000	5.1	86	82	4.5	2	223	
1...	212	51	50	50	...	1	1	49	13000	4.9	1	10	
2...	146	37	37	37	34	15000	5.0	3	4	
3...	27	8	8	8	6	16000	5.0	2	
4...	161	46	46	46	45	14000	4.9	1	6	
5...	143	40	40	40	36	15000	5.1	4	2	
6...	192	48	47	47	...	1	1	47	15500	4.8	1	9	
7...	114	29	28	28	...	1	1	23	14000	5.7	6	65	4.3	...	4	
8...	141	32	32	32	31	15000	5.3	8	
9...	168	35	35	35	27	15000	5.0	6	98	4.8	...	12	
10...	118	27	27	27	25	14000	5.1	1	6	
11...	212	49	49	49	47	14000	5.1	2	9	
12...	98	26	26	26	25	12500	5.0	1	2	
13...	99	26	26	26	25	12500	4.7	1	2	
14...	172	43	43	42	1	41	13000	4.8	2	8	
15...	148	36	36	36	32	15500	5.2	4	6	
16...	161	46	45	45	1	40	13000	4.7	6	82	5.2	...	4	
17...	58	18	16	16	...	2	2	18	12000	4.6	
18...	87	18	18	18	16	11500	4.8	2	10	
19...	130	26	26	26	25	14500	5.3	1	8	
20...	101	31	31	31	28	12000	4.6	2	2	
21...	38	10	10	10	10	11000	4.9	1	
22...	52	15	13	13	...	2	2	13	12000	5.2	1	1	
23...	263	64	64	61	3	52	12500	4.8	10	66	4.0	1	17	
24...	11	4	
25...	110	25	25	25	25	14000	5.1	
26...	42	9	8	8	...	1	1	8	14000	5.0	1	4	
27...	121	32	32	31	1	27	12500	5.0	3	6	
28...	155	32	32	32	30	14500	5.4	1	8	
29...	59	15	14	14	...	1	1	14	10000	4.7	1	
30...	54	12	11	11	1	11	11000	5.0	4	
31...	58	12	12	12	12	13000	5.3	1	4	
32...	81	20	20	20	17	13500	5.1	3	1	
33...	18	4	
34...	63	13	13	13	13	12000	5.1	3	
35...	44	13	13	13	10	16000	5.5	1	2	
36...	13	4	
37...	39	13	13	12	1	10	15500	5.2	1	
38...	61	17	17	17	16	14000	4.9	1	
39...	72	16	15	15	1	16	15000	5.3	2	
40...	111	24	24	24	20	15500	5.2	2	7	
41...	51	16	16	16	13	16000	5.1	1	1	
43...	95	24	24	24	23	14500	5.3	1	3	
44...	98	24	24	24	20	14500	5.2	2	3	
45...	38	13	13	13	6	14500	5.0	4	
46...	118	23	23	23	23	14000	5.2	8	
47...	120	24	20	20	...	2	2	2	22	13500	5.3	1	8	
48...	98	27	27	27	23	13500	4.8	1	3	
49...	45	12	12	12	11	14500	5.5	
50...	60	15	15	15	14	17000	5.6	1	
51...	40	12	12	12	11	17500	5.3	1	
52...	48	13	13	13	12	18500	6.3	1	
53...	33	6	6	6	6	18500	6.2	1	
54...	20	7	7	7	4	
55...	61	15	15	15	14	15000	5.1	2	
56...	82	21	21	21	18	14500	5.1	1	4	
57...	11	7	7	7	2	1	
58...	5	2	
59...	46	12	12	12	8	13000	5.3	2	3	
60...	35	9	9	9	6	14000	4.8	2	2	
61...	11	10	10	10	3	
62...	56	18	18	18	13	15000	5.3	1	
63...	7	2	
71...	*7206	1980	1836	1803	33	125	93	32	...	19	1515	10500	5.1	398	64	4.5	8	302	
1...	65	19	16	15	1	3	3	8	8500	6.5	10	51	4.0	...	1	
2...	65	25	17	17	...	6	3	3	...	2	15	7000	5.7	9	59	4.6	...	1	
3...	46	16	16	16	11	8500	5.9	4	2	
4...	58	12	12	12	7	9500	6.4	5	61	4.6	...	4	
5...	74	21	14	14	...	7	4	3	12	9000	5.3	7	50	4.4	...	3	
6...	61	14	7	7	...	5	3	2	...	2	4	10	51	4.1	1	4	
7...	47	10	7	7	...	3	3	4	6	59	5.0	...	3	
8...	30	7	6	5	1	1	5	8000	5.0	2	2	
9...	42	13	8	6	2	4	2	1	10	6500	4.7	1	2	
10...	95	24	23	21	2	1	1	20	10000	5.1	3	4	
11...	94	27	26	26	...	1	1	16	12500	5.2	11	82	3.3	...	4	
12...	13	4	
13...	35	12	9	9	...	3	2	1	10	7000	4.6	1	1	
14...	43	9	7	7	...	2	1	1	8	9000	5.9	1	3	
15...	38	12	8	8	...	3	3	7	9000	5.6	4	
16...	35	11	11	11	5	...	6.0	4	1	

City Block Characteristics

Table 2.—CHARACTERISTICS OF HOUSING UNITS, BY BLOCKS: 1960—Con.

["Total population" contains no persons in group quarters unless preceded by asterisk; one asterisk (*) denotes less than 10 percent; two asterisks (**), 10 percent or more]

Blocks within census tracts	Total population	All housing units by condition and plumbing									Occupied housing units							
		Sound				Deteriorating				Dilapidated	Owner occupied			Renter occupied				
		Total	With all plumbing facilities	Lacking some or all facilities	...	Total	With all plumbing facilities	Lacking some or all facilities	...		Total	Average value (dollars)	Average number of rooms	Total	Average contract rent (dollars)	Average number of rooms	Occupied by non-white	1.01 or more persons per room
17...	55	12	12	12	3	8	62	5.3	...	3	
18...	57	12	7	7	...	5	4	1	...	3	...	9	49	5.1	...	3		
19...	22	7	7	7	5	10000	6.2	2	2		
20...	42	11	7	7	...	4	4	5	...	5.4	6	55	4.3	...	2	
21...	37	10	6	6	...	4	3	1	...	6	...	5.8	4	2		
22...	35	15	14	14	...	1	1	7	...	5.7	6	54	3.8	...	1	
23...	55	20	16	16	...	2	2	10	8000	6.3	6	66	4.8	...	1	
24...	52	18	9	7	2	6	3	3	...	5	...	5.0	11	48	4.1	...	3	
25...	42	13	8	8	...	4	4	5	...	4.8	8	52	5.1	...	2	
26...	55	15	12	11	1	2	2	8	8500	6.0	6	47	5.8	...	1	
27...	51	14	13	12	1	1	...	1	...	11	8000	5.8	3	2		
28...	43	13	11	11	...	2	2	6	12000	7.0	7	59	4.6	
29...	47	13	11	11	...	2	2	9	10000	5.2	4	
30...	14	7	7	7	5	...	4.6	1	...	
31...	11	4	
32...	126	34	34	34	29	12500	4.9	4	3	...	
33...	100	35	32	32	...	3	3	27	12500	4.9	4	2	...	
34...	114	34	33	32	1	1	28	11000	4.8	6	97	4.3	...	1	
35...	50	14	14	14	8	16500	5.3	6	98	4.3	...	1	
36...	76	20	20	20	18	11500	4.7	1	6	...	
37...	42	11	10	10	...	1	...	1	...	8	9000	5.1	3	2	...	
38...	6	2	1	...
39...	44	12	12	12	8	7000	5.5	4	1	...
40...	29	7	6	6	...	1	1	5	...	5.2	2	1	...
41...	104	24	21	20	1	3	3	15	9500	6.2	9	56	4.6	1	0	...
42...	64	21	20	20	12	8500	5.7	9	53	5.0	...	2	...
43...	1	1
45...	75	19	17	17	...	2	2	9	9500	7.0	10	50	5.2	...	3	...
46...	26	9	9	7	2	6	6500	5.8	3	1	...
47...	38	10	6	6	...	3	2	1	...	6	7500	6.7	3
48...	173	57	49	45	4	6	5	1	...	42	7500	4.9	11	57	4.0	...	5	...
49...	103	26	24	24	...	2	2	22	10000	5.3	4	4	...
50...	81	25	23	22	1	2	1	1	...	21	10500	4.9	4	1	...
51...	65	18	17	17	...	1	1	13	13500	5.3	3	2	...
52...	82	22	18	18	...	4	4	19	10000	5.2	2	2	...
53...	102	29	29	29	22	11500	4.6	6	68	4.3	...	3	...
54...	41	12	10	10	...	2	2	12	10500	4.6	2	...
55...	31	11	11	11	9	9500	4.3	1	1	...
56...	55	14	14	14	14	13000	5.0	2	...
57...	113	28	28	28	24	14000	5.4	2	4	...
58...	69	20	20	20	18	12500	4.9	1	4	...
59...	44	15	15	15	13	11000	4.8	2	1	...
60...	54	16	16	16	16	9500	4.6	3	...
62...	55	16	15	15	...	1	1	15	8000	4.7	1	6	...
63...	128	29	29	29	28	12000	5.1	1	7	...
64...	38	12	12	12	9	12000	5.1	3	6	...
65...	143	40	39	38	1	1	...	1	...	35	10500	5.0	3	6	...
66...	178	48	48	48	38	11500	5.4	8	70	5.1	...	7	...
67...	**184	43	40	40	...	3	2	1	...	34	11000	5.6	8	66	6.3	...	5	...
68...	67	18	17	17	...	1	1	12	12500	5.3	6	65	3.7	...	2	...
69...	140	39	39	39	33	12500	5.5	6	63	5.2	...	4	...
70...	53	16	16	15	1	16	10500	4.6	3	...
71...	73	21	21	20	1	20	11000	4.7	1	1	...
72...	49	19	19	19	17	9000	5.1	2	2	...
73...	45	15	14	14	...	1	...	1	...	12	8500	4.8	1	2	...
74...	38	11	11	11	10	6000	4.5	1	2	...
75...	66	21	21	18	3	18	8500	5.2	3	4	...
76...	61	17	17	14	3	13	7500	4.6	3	7	...
77...	55	12	11	11	...	1	1	11	5500	4.1	1	4	...
78...	28	7	7	6	1	6	5500	4.2	1	...
79...	7	2
80...	23	8	8	8	4
81...	105	33	30	27	3	2	2	16	10500	5.2	16	57	4.5	...	4	...
82...	74	21	21	21	14	12500	5.5	7	61	3.9	...	2	...
83...	50	15	15	15	12	12000	5.2	3	1	...
84...	59	18	18	18	15	12000	5.0	3	2	...
85...	45	12	12	12	9	11000	5.0	2	2	...
86...	38	10	10	10	8	11500	4.8	1	...
87...	46	11	11	11	9	12000	5.4	2	2	...
88...	62	16	16	16	15	11000	4.9	1
89...	62	13	12	12	...	1	1	11	13000	5.8	2	1	...
90...	49	12	12	12	11	14000	5.4	1	1	...
91...	34	10	10	10	10	11500	5.2	1	...
92...	33	8	8	8	7	10500	4.9	1	4	...
93...	58	12	12	12	12	13000	5.0	7	...
94...	80	18	18	18	18	12500	5.0	2	...
95...	68	19	19	19	17	14000	5.4	1	1	...
96...	41	12	12	12	11	13000	4.8	1	4	...
97...	101	28	25	25	...	3	3	19	10500	5.0	6	123	4.2	...	1	...
98...	43	13	13	13	10	9500	4.9	3
99...	48	12	12	12	11	13000	4.8	2	...
100...	94	20	20	20	19	12000	4.8	1	4	...
101...	63	18	18	18	16	12500	5.0	1	...
102...	27	7	7	7	6	10000	4.8	1	2	...
103...	45	16	16	16	15	10500	4.0	1	5	...
104...	54	12	12	12	12	11000	4.8	1	...
105...	55	15	15	15	14	12000	4.5	1

City Block Characteristics

Table 2.—CHARACTERISTICS OF HOUSING UNITS, BY BLOCKS: 1960—Con.

["Total population" contains no persons in group quarters unless preceded by asterisk; one asterisk (*) denotes less than 10 percent; two asterisks (**), 10 percent or more]

Blocks within census tracts	Total population	All housing units by condition and plumbing									Occupied housing units							
		Total	Sound			Deteriorating			Dilapidated	Owner occupied			Renter occupied					
			Total	With all plumbing facilities	Lacking some or all facilities	Total	With all plumbing facilities	Lacking some or all facilities		Total	Average value (dollars)	Average number of rooms	Total	Average contract rent (dollars)	Average number of rooms	Occupied by non-white	1.01 or more persons per room	
21...	61	19	8	6	2	10	9	1	...	1	11	4500	4.5	5	47	4.0	...	3
22...	5	2
24...	3	2
28...	14
29...	77	20	13	13	...	7	7	13	9000	4.8	5	53	4.4	...	4
30...	83	23	21	21	...	1	...	1	...	1	10	9500	4.6	12	61	4.3	...	3
31...	15	3
32...	4	2
33...	7	1
34...	6	2
36...	8	3
37...	2	1
39...	84	19	4	4	...	13	13	2	...	2	6	6500	5.8	11	39	4.4	...	6
40...	74	22	12	12	...	9	7	1	...	1	15	8000	4.9	7	38	4.6	...	2
41...	80	25	15	15	...	8	7	1	16	9500	5.0	6	60	4.0	...	4
42...	109	32	20	19	1	12	12	21	9000	4.9	11	48	3.7	...	2
43...	126	38	21	21	...	17	15	2	18	8500	5.5	17	44	4.4	1	6
44...	33	10	5	5	...	5	5	5	...	5.6	3	2
45...	12	2
46...	51	13	2	2	...	9	4	5	...	2	5	...	5.2	5	47	4.4	1	4
47...	10	4
48...	56	18	9	8	1	3	3	...	6	6	...	5.0	...	6	46	4.5	...	3
49...	38	10	6	6	...	2	2	...	2	5	9500	6.0	5	47	4.2	...	2	
50...	71	20	12	12	...	8	4	4	...	8	...	5.5	10	49	4.6	...	2	
51...	102	27	13	11	2	13	11	2	...	1	17	7500	6.1	9	43	4.4	...	3
52...	104	33	25	24	1	7	7	...	1	17	7000	4.8	11	52	3.8	...	7	
54...	67	20	11	10	1	9	7	2	...	10	7500	4.7	10	47	4.6	...	4	
55...	102	28	24	23	1	3	3	...	1	17	8000	5.6	10	52	4.1	...	4	
56...	36	17	10	9	1	7	4	3	...	5	...	5.2	8	58	4.6	...	2	
57...	62	18	10	9	1	8	7	1	...	7	6500	4.6	9	45	4.6	1	3	
58...	41	14	5	3	2	9	8	1	...	6	...	4.8	6	44	4.5	...	2	
61...	11	6	6	6	1	3
62...	46	14	11	8	3	3	2	1	...	7	...	6.1	6	42	4.2	...	1	
63...	91	26	11	10	1	13	10	3	...	2	8	8000	6.4	17	42	4.4	1	3
64...	71	25	21	14	7	3	1	2	...	1	11	6500	5.0	11	42	4.0	...	5
65...	98	34	28	26	2	3	1	2	...	3	22	8500	4.9	8	46	3.6	...	3
66...	69	17	15	13	2	2	...	2	...	11	9000	5.3	6	58	4.8	...	5	
67...	91	31	31	30	1	13	7500	5.0	17	48	3.9	...	2	
68...	16	9	9	9	6	9500	5.2	3	
69...	231	68	68	67	1	56	10500	4.8	11	61	4.4	...	9	
70...	57	15	14	14	...	1	1	9	10000	5.2	6	52	4.0	...	1	
71...	50	15	15	15	13	8500	4.9	2	
72...	63	17	12	12	...	4	2	2	...	1	13	9500	4.8	2	4
73...	85	20	20	20	17	11000	5.0	3	5
74...	88	24	24	24	18	9500	4.9	6	64	4.5	3
75...	68	21	21	21	21	10000	5.1
76...	104	34	34	33	1	23	9500	5.4	9	69	3.8	...	4	
77...	116	34	34	32	2	17	8000	5.5	17	52	3.9	...	3	
78...	112	38	36	31	5	2	1	1	...	21	7500	5.1	14	47	4.4	...	5	
79...	151	46	42	37	5	4	4	21	9000	5.4	20	49	4.9	...	8	
80...	79	20	20	14	6	9	9500	5.9	11	33	4.9	...	4	
81...	97	31	23	20	3	3	3	...	5	10	...	5.3	19	44	4.6	1	3	
82...	84	18	7	6	1	6	5	1	...	6	...	5.3	12	41	4.9	...	6	
83...	48	14	12	10	2	1	1	6	8500	5.7	7	43	3.9	1	3	
86...	95	24	13	13	...	9	7	2	...	2	12	7000	6.0	11	48	4.7	...	2
87...	73	20	13	9	4	4	3	1	...	8	...	5.6	12	39	4.3	...	3	
88...	90	29	27	24	3	2	2	6	...	4.7	21	45	4.5	...	1	
89...	120	42	40	36	4	2	1	1	...	20	9500	5.8	17	44	4.4	...	5	
90...	179	49	44	43	1	5	3	2	...	22	8000	5.5	23	54	4.7	...	10	
91...	140	50	47	44	3	3	3	24	9000	5.6	25	52	4.1	...	5	
92...	90	23	22	21	1	1	1	15	11500	6.2	8	58	5.3	...	2	
93...	82	25	23	23	...	2	2	11	12500	5.4	14	49	4.1	...	5	
94...	50	16	14	12	2	2	2	10	11000	6.2	5	45	4.6	...	2	
95...	48	16	16	16	11	12000	5.3	4	5	
96...	188	60	60	53	7	41	9500	4.9	17	57	4.5	...	5	
97...	162	52	52	51	1	34	9000	5.2	15	61	4.3	...	6	
10.....	**1472	734	446	326	120	227	74	152	1	61	101	14500	5.8	553	50	3.2	20	29
8...	17	8	1	1	...	7	3	4	...	3	5	30	3.4	...	1
11...	13	5	1	1	...	4	...	4	...	1	4
12...	8	2
16...	3	2
17...	24	21	9	1	8	12	...	11	1	21	23	1.7	2	1
18...	18	14	13	2	11	1	...	1	14	24	1.9	1	...
19...	14	12	11	...	11	1	...	1	12	29	1.5
20...	21	12	9	3	6	3	1	2	...	1	8	50	4.3
21...	52	30	25	7	18	5	3	2	28	34	2.5
23...	7	4
25...	1
26...	14	3
28...	7	3
29...	111	46	10	7	3	16	12	4	...	20	4	35	36	4.2	5	4
30...	63	24	5	13	5	8	18	39	3.9	1	2
31...	33	15	7	5	...	5	5	6	3	12	42	4.3	1	...
32...	32	21	13	4	3	7	5	1	...	3	2	13	43	2.9
33...	61	27	19	19	...	5	5	3	6	17	108	4.5	1	2
34...	18	7	3	1	2	4	1	3	7	39	4.3	...	1

City Block Characteristics

Table 2.—CHARACTERISTICS OF HOUSING UNITS, BY BLOCKS: 1960—Con.

["Total population" contains no persons in group quarters unless preceded by asterisk (*) one asterisk (*) denotes less than 10 percent; two asterisks (**), 10 percent or more]

Blocks within census tracts	Total population	All housing units by condition and plumbing									Occupied housing units							
		Total	Sound			Deteriorating			Dilapidated	Owner occupied			Renter occupied					
			Total	With all plumbing facilities	Lacking some or all facilities	Total	With all plumbing facilities	Lacking some or all facilities		Total	Average value (dollars)	Average number of rooms	Total	Average contract rent (dollars)	Average number of rooms	Occupied by non-white	1.01 or more persons per room	
21...	61	19	8	6	2	10	9	1	...	1	11	4500	4.5	5	47	4.0	...	3
22...	5	2
24...	3	3
28...	14	3
29...	77	20	13	13	...	7	7	13	9000	4.8	5	53	4.4	...	3
30...	83	23	21	21	...	1	1	1	10	9500	4.6	12	61	4.3	...	4
31...	15	3
32...	4	2
33...	7	1
34...	6	2
36...	8	3
37...	2	1
39...	84	19	4	4	...	13	13	2	6	6500	5.8	11	39	4.4	...	6
40...	74	22	12	12	...	9	7	2	...	1	15	8000	4.9	7	35	4.6	...	2
41...	80	23	15	15	...	8	7	1	16	9500	5.0	6	60	4.0	...	4
42...	109	32	20	19	1	12	12	21	9000	4.9	11	48	3.7	...	2
43...	126	38	21	21	...	17	15	2	18	8500	5.5	17	44	4.4	...	6
44...	33	10	5	5	...	5	5	5	...	5.6	3	2
45...	12	2
46...	51	13	2	2	...	9	4	5	...	2	5	...	5.2	5	47	4.4	...	4
47...	10	4
48...	56	18	9	8	1	3	3	6	6	...	5.0	6	46	4.5	...	3
49...	38	10	6	6	...	2	2	2	5	9500	6.0	5	47	4.2	...	2
50...	71	20	12	12	...	6	4	8	...	5.5	10	49	4.6	...	2
51...	102	27	13	11	2	13	11	2	...	1	17	7500	6.1	9	43	4.4	...	3
52...	104	33	25	24	1	7	7	17	7000	4.8	11	52	3.8	...	7
54...	67	20	11	10	1	9	7	2	10	7500	4.7	10	47	4.6	...	4
55...	102	28	24	23	1	3	3	1	17	8000	5.6	10	52	4.1	...	4
56...	36	17	10	9	1	4	3	5	...	5.2	8	58	4.6	...	2
57...	62	18	10	9	1	8	7	7	6500	4.6	9	45	4.6	...	3
58...	41	14	5	3	2	9	8	1	6	...	4.8	6	44	4.5	...	2
61...	11	6	6	6	7	3
62...	46	14	11	8	3	3	2	1	1	...	6.1	6	42	4.2	...	1
63...	91	26	11	10	1	13	10	3	...	2	8	8000	6.4	17	42	4.4	...	5
64...	71	25	21	14	7	3	1	2	11	6500	5.0	11	42	4.0	...	3
65...	98	34	28	26	2	3	1	2	...	3	22	8500	4.9	8	46	3.6	...	3
66...	69	17	15	13	2	2	2	11	9000	5.3	6	58	4.8	...	5
67...	91	31	30	30	1	13	7500	5.0	17	48	3.9	...	2
68...	16	9	9	9	6	9500	5.2	3
69...	231	68	68	67	1	56	10500	4.8	11	61	4.4	...	9
70...	57	15	14	14	...	1	1	9	10000	5.2	6	52	4.0	...	1
71...	50	15	15	15	13	8500	4.9	2	1
72...	63	17	12	12	...	4	2	2	...	1	13	9500	4.8	2	5
73...	85	20	20	20	17	11000	5.0	3	3
74...	88	24	24	24	18	9500	4.9	6	64	4.5	...	3
75...	68	21	21	21	21	10000	5.1
76...	104	34	34	33	1	23	9500	5.4	9	69	3.8	...	3
77...	116	34	34	32	2	17	8000	5.5	17	52	3.9	...	5
78...	112	38	36	31	5	2	1	1	21	7500	5.1	14	47	4.4	...	5
79...	151	46	42	37	5	4	4	21	9000	5.4	20	49	4.9	...	8
80...	79	20	20	14	6	9	9500	5.9	11	33	4.9	...	4
81...	97	31	23	20	3	3	3	3	10	...	5.3	19	44	4.6	...	3
82...	84	18	7	6	1	6	5	1	...	5	6	...	5.3	12	41	4.9	...	6
83...	48	14	12	10	2	1	1	1	6	8500	5.7	7	43	3.9	...	2
86...	95	24	13	13	...	9	7	2	...	2	12	7000	6.0	11	48	4.7	...	2
87...	73	20	13	9	4	4	3	1	...	3	8	...	5.6	12	39	4.3	...	1
88...	90	29	27	24	3	2	2	6	...	4.7	21	45	4.5	...	3
89...	120	42	40	36	4	2	1	1	20	9500	5.8	17	44	4.4	...	5
90...	179	49	44	43	1	5	3	2	22	8000	5.5	23	54	4.7	...	10
91...	149	50	47	44	3	3	3	24	9000	5.6	25	52	4.1	...	5
92...	90	23	22	21	1	1	1	15	11500	6.2	8	58	5.3	...	2
93...	82	25	23	23	...	2	11	12500	5.4	14	49	4.1	...	5
94...	50	16	14	12	2	2	2	10	11000	6.2	5	45	4.6	...	1
95...	48	16	16	16	11	12000	5.3	4	2
96...	188	60	60	53	7	41	9500	4.9	17	37	4.5	...	5
97...	162	52	52	51	1	34	9000	5.2	15	61	4.3	...	6
10.....	**1472	734	446	326	120	227	74	152	1	61	101	14500	5.8	553	80	3.2	20	29
8...	17	8	1	1	...	7	3	4	3	5	30	3.4	...	1
11...	5	1	1	1	...	4	...	4	1	4
12...	13	2
16...	3	2
17...	24	21	9	1	8	12	...	11	1	21	23	1.7	2	1
18...	18	14	13	2	11	1	...	1	14	26	1.9	1	...
19...	14	12	11	...	11	1	...	1	12	29	1.5
20...	21	12	9	3	6	3	1	2	1	8	50	4.3
21...	52	30	25	7	18	5	3	2	28	34	2.5
23...	7	4
25...	1	1
26...	14	3
28...	7	3
29...	111	46	10	7	3	16	12	4	...	20	4	38	36	4.2	5	4
30...	63	24	5	5	...	13	5	8	...	6	3	18	39	3.9	1	...
31...	33	15	7	4	3	5	5	3	2	12	42	4.3	1	...
32...	32	21	13	10	3	7	1	6	...	1	4	13	43	2.9	...	2
33...	61	27	19	19	...	5	5	3	6	...	5.2	17	108	4.5	1	...
34...	18	7	3	1	2	4	1	3	7	39	4.3	...	1

Table 2.—CHARACTERISTICS OF HOUSING UNITS, BY BLOCKS: 1960—Con.

["Total population" contains no persons in group quarters unless preceded by asterisk; one asterisk (*) denotes less than 10 percent; two asterisks (**), 10 percent or more]

Blocks within census tracts	Total population	All housing units by condition and plumbing									Occupied housing units							
		Total	Sound			Deteriorating			Dilapidated	Owner occupied			Renter occupied			Occupied by non-white	1.01 or more persons per room	
			Total	With all plumbing facilities	Lacking some or all facilities	Total	With all plumbing facilities	Lacking some or all facilities		Total	Average value (dollars)	Average number of rooms	Total	Average contract rent (dollars)	Average number of rooms			
						With flush toilet	No flush toilet											
37...	78	44	33	29	4	9	3	6	...	2	4	37	52	3.3	2	1
38...	23	14	7	7	...	7	...	7	2	12	49	2.6
39...	36	21	21	11	10	3	17	40	3.1	1	1
40...	**41	21	17	15	2	4	4	2	16	59	3.1
41...	**55	31	31	30	1	1	26	77	3.0
42...	**21	4
44...	1	1
45...	23	17	12	5	7	5	17	47	2.4	1	1
47...	3	2
48...	**60	32	23	23	9	22	78	4.5	2	1
49...	**53	28	21	19	2	3	3	4	12	9500	5.8	11	49	3.8
50...	**69	23	23	18	5	11	11000	7.4	11	69	4.2	...	1
51...	**108	32	14	14	...	18	8	10	8	...	5.9	20	51	3.6	...	4
52...	16	5	5	5	2	2	1
53...	55	25	24	23	1	1	1	4	21	82	4.9	...	1
54...	4	4
55...	24	16	16	16	1	14	60	3.6	...	1
56...	3	3
59...	34	41	6	5	1	35	1	34	1	26	39	1.6
60...	5	3
63...	20	6	2	2	...	4	4	1	5	50	5.8
64...	19	10	9	9	1	8	64	6.0
65...	**122	39	27	10	17	12	7	5	7	...	4.9	31	53	2.9	1	2
66...	4	8	8	1	7	3
67...	20	16	8	8	...	8	...	8	14	55	2.6
69...	**58	31	4	4	...	23	1	22	4	25	35	1.5
11.....	**370	1176	637	784	53	271	192	78	1	68	537	9500	5.5	579	50	4.3	5	91
1.....	119	47	29	27	2	16	14	2	...	2	20	9000	4.9	25	49	3.8	...	4
2.....	**34	6	6	5	1	2	4	2
3.....	148	49	24	24	...	24	20	4	...	1	22	9000	6.3	24	47	4.6	1	2
4.....	129	44	32	29	3	12	7	5	25	11000	5.2	17	44	4.2	...	3
5.....	164	60	31	31	...	21	17	3	1	8	21	10000	5.8	33	47	4.2	...	5
6.....	71	22	14	14	...	6	5	3	6	...	6.0	16	52	4.7
7.....	70	23	11	11	...	11	4	7	...	1	11	7000	5.1	11	53	4.3
8.....	74	28	22	20	2	6	5	1	16	9000	5.6	11	46	3.8	...	2
9.....	52	20	12	9	3	8	8	6	...	5.8	10	49	5.2	1	...
10.....	2	1
11.....	10	5	5	5	35	4.4
12.....	20	10	2	2	...	8	6	2	3	7	37	3.7
13.....	102	31	6	4	2	11	9	2	...	14	9	...	5.2	20	43	4.4	...	3
14.....	115	41	36	35	1	4	2	2	...	1	17	10500	5.0	22	62	4.1	...	4
15.....	138	55	30	29	1	23	17	6	...	2	20	8000	5.1	34	44	4.2	1	4
16.....	106	37	17	17	...	16	7	9	...	4	11	8000	5.3	24	50	4.5	...	4
17.....	87	30	21	20	1	7	4	3	...	2	15	8500	6.2	14	44	4.5	...	3
18.....	66	22	20	17	3	2	...	2	10	9000	5.6	11	58	4.5	...	2
19.....	153	60	42	41	1	15	14	1	...	3	25	9500	6.2	31	68	4.2	...	2
20.....	156	56	56	52	4	33	10500	4.8	20	51	4.2	...	5
21.....	103	34	30	28	2	3	1	2	...	1	19	8500	5.2	14	48	4.1	...	4
22.....	56	23	19	16	3	4	3	1	13	9000	5.8	8	44	4.0	...	2
23.....	79	25	8	7	1	11	9	2	...	6	11	6500	5.6	14	40	4.8	...	4
24.....	126	37	22	22	...	7	5	2	...	8	19	9500	6.2	17	46	4.4	...	5
25.....	122	37	25	25	...	12	12	22	10000	6.7	11	49	4.6	...	4
26.....	2	1
27.....	19	6	2	2	...	4	1	3	3	2
28.....	51	20	12	11	1	8	4	4	8	9000	5.6	12	46	5.3
29.....	14	3
30.....	10	2
31.....	25	13	10	10	3	13	40	3.8
32.....	12	6	6	6	1	5	47	4.0
33.....	47	15	9	9	...	6	4	2	8	9500	6.0	7	55	4.1	...	1
34.....	102	35	31	27	4	4	3	1	16	10000	5.7	19	52	4.6	...	2
35.....	157	49	49	49	27	10000	5.1	21	66	4.1	...	5
36.....	107	37	37	37	29	11500	5.6	8	68	4.8	...	1
37.....	11	3
38.....	119	38	32	31	1	6	15	9000	5.7	22	50	4.2	...	4
39.....	119	38	32	31	1	6	15	9000	5.7	22	50	4.2	...	4
40.....	20	7	6	6	...	1	1	1	4	1
41.....	8	5	3	3	...	1	1	1	2	7
42.....	160	64	51	38	13	13	4	9	22	9500	5.3	33	44	3.2	1	...
43.....	33	10	10	9	1	7	10000	6.1	3
44.....	82	28	28	27	1	23	10000	5.0	5	66	4.2	1	1
45.....	67	21	18	17	1	3	3	10	9000	6.5	10	57	4.6	...	2
46.....	4	3
47.....	18	7	7	7	2	5	44	4.2
12.....	**366	1727	1339	1182	157	335	230	105	...	53	638	10500	5.9	989	57	4.0	21	102
2.....	50	23	13	12	1	5	5	5	11	7500	5.2	10	52	4.5
3.....	86	37	26	24	...	8	7	1	...	3	22	9000	5.6	7	64	4.9	...	2
4.....	105	30	21	21	...	6	5	1	...	3	16	10500	6.1	12	90	4.5	1	4
5.....	66	26	19	15	...	7	4	15	8000	5.7	8	45	4.1
6.....	138	54	48	45	3	5	4	1	...	1	25	10000	5.6	29	54	3.9	...	4
7.....	61	27	26	21	5	1	...	1	9	...	5.8	17	52	3.9	2	1
8.....	32	10	9	9	...	1	1	3	7	62	4.0	...	1
9.....	101	57	57	54	3	15	9000	5.4	39	52	3.4	2	1
10.....	**98	44	47	23	19	2	2	12	...	5.6	29	56	3.3	1	3
11.....	90	39	36	28	8	3	2	1	13	...	5.4	25	53	3.6	1	1

City Block Characteristics

Table 2.—CHARACTERISTICS OF HOUSING UNITS, BY BLOCKS: 1960—Con.

["Total population" contains no persons in group quarters unless preceded by asterisk: one asterisk (*) denotes less than 10 percent; two asterisks (**), 10 percent or more]

Blocks within census tracts	Total population	All housing units by condition and plumbing									Occupied housing units							
		Total	Sound			Deteriorating			Dilapidated	Owner occupied			Renter occupied					
			Total	With all plumbing facilities	Lacking some or all facilities	Total	With all plumbing facilities	Lacking some or all facilities		Total	Average value (dollars)	Average number of rooms	Total	Average contract rent (dollars)	Average number of rooms	Occupied by non-white	1.01 or more persons per room	
12...	94	40	40	37	3	8	...	5.0	27	56	4.7
13...	78	27	27	23	4	10	...	5.7	16	54	3.9
14...	87	44	44	39	5	14	8000	5.5	29	66	3.6
15...	132	55	33	31	2	13	13	27	10000	6.1	28	74	4.1
16...	155	63	39	36	3	19	17	2	29	10000	5.3	29	56	4.2
17...	97	42	27	27	...	11	10	1	17	9000	5.1	19	76	4.2	1	2
18...	154	58	34	32	2	16	16	34	9000	5.9	20	50	4.1	1	4
19...	142	52	37	36	1	11	11	22	12500	6.0	28	48	4.0
20...	173	59	38	38	...	19	17	2	25	9000	5.5	32	62	4.4
21...	97	36	36	36	13	13000	6.0	23	58	4.2
22...	100	29	23	23	...	3	2	1	15	10500	6.1	12	62	5.4	...	2
23...	83	39	38	33	5	1	1	15	13500	6.7	21	59	4.0	...	1
24...	105	41	41	41	17	10500	5.9	24	57	4.7	1	1
25...	100	34	33	29	4	1	1	17	8500	5.9	14	71	4.9
26...	92	31	27	26	1	3	3	14	10000	6.8	15	52	4.1	...	3
27...	74	28	10	8	2	17	17	14	6500	6.0	13	60	4.7
28...	44	21	11	8	3	10	6	4	1	18	52	4.1	...	1
29...	*41	14	7	5	2	7	4	3	5	...	7.0	9	55	3.8
30...	*131	80	35	20	15	44	13	31	11	...	6.3	65	39	2.5	...	1
32...	42	18	7	7	...	11	5	6	5	...	6.2	12	42	3.3	...	1
33...	111	58	37	22	15	21	11	10	10	...	6.1	45	46	2.9	1	4
34...	65	30	30	28	2	10	8500	5.9	18	54	3.8
35...	113	37	34	29	5	3	2	1	22	9500	6.7	14	56	3.7	...	5
36...	151	72	69	65	4	3	2	1	22	8000	4.8	46	70	4.2	1	5
37...	80	52	47	41	6	5	2	3	11	16500	5.6	32	69	3.8	...	4
38...	46	18	11	7	4	7	5	2	4	13	53	3.8	...	1
39...	*116	46	36	28	8	10	8	2	12	11500	5.2	34	70	3.6	...	5
40...	81	29	11	6	5	18	13	5	4	24	52	3.7	1	3
42...	115	35	25	25	...	10	7	3	11	10000	6.1	23	57	4.1	2	6
43...	62	21	13	13	...	8	7	1	3	18	71	5.1	...	1
44...	11	2
45...	107	33	25	24	1	5	1	4	10	...	5.5	20	56	4.5	3	7
46...	61	21	17	13	4	4	3	1	7	...	5.3	13	43	4.7	...	1
49...	121	33	23	17	6	10	2	8	12	7000	5.9	20	43	4.7	1	4
50...	*77	24	24	24	11	8000	6.0	11	63	4.7	...	1
51...	64	17	17	17	12	19500	8.5	5	...	6.4	...	1
52...	112	33	26	26	...	7	3	4	15	6000	6.4	14	66	4.9	1	4
54...	25	8	8	8	6	23000	8.5	2
13.....	*5031	1485	1425	1333	92	59	48	11	870	14500	6.8	577	64	4.5	2	71
1...	156	52	48	45	3	4	4	25	9000	5.7	27	60	4.3	...	3
2...	78	27	22	18	4	5	2	3	9	8500	5.9	17	50	4.7	...	1
3...	75	33	32	29	3	1	...	1	7	10500	5.9	25	61	3.9
4...	*94	37	37	30	7	13	11000	4.7	24	68	4.4	...	1
5...	118	35	35	34	1	21	11000	6.1	14	52	4.2	...	3
6...	163	54	54	49	5	26	10000	5.7	27	52	4.3	...	4
7...	189	55	54	46	8	1	1	32	11500	6.4	23	57	4.4	...	6
8...	*97	6	6	6	4	2
9...	94	33	32	30	2	1	1	9	16500	7.1	24	65	3.6	...	3
10...	78	27	27	24	3	15	10000	5.9	12	61	3.8	...	1
11...	136	49	47	32	15	2	...	2	14	10000	5.5	35	56	3.9	1	3
12...	99	30	26	26	...	4	3	1	19	11500	6.5	10	62	5.1	...	1
13...	75	27	22	22	...	5	4	1	11	17500	7.5	14	55	4.6
14...	81	27	27	23	4	8	17000	7.5	18	61	3.9	...	1
15...	48	16	12	12	...	4	4	8	14000	6.9	8	49	3.9	...	1
16...	139	42	40	40	...	2	1	1	32	10500	6.6	8	61	5.1	...	3
17...	119	44	38	37	1	6	6	27	11500	6.0	17	73	4.7	...	1
19...	92	23	22	22	...	1	1	14	15000	8.1	8	63	4.8	...	2
20...	83	27	27	22	5	16	16500	7.4	10	45	2.7	...	2
21...	107	30	27	27	...	3	3	13	14000	7.1	15	71	5.6	...	2
22...	*45	11	11	11	8	14500	7.5	3
23...	*137	36	33	33	...	3	3	24	14500	7.1	11	74	4.5	...	5
24...	47	21	21	21	9	13500	6.8	12	77	4.3
26...	54	14	14	14	7	...	7.7	7	77	6.0
27...	85	32	32	24	8	13	19000	6.8	18	63	3.5
28...	68	21	21	21	17	17500	7.2	3
29...	33	12	11	11	...	1	1	5	...	6.8	4
30...	98	33	33	33	18	12000	6.1	14	72	4.2	...	1
31...	*204	47	45	44	1	2	2	30	11500	6.6	14	86	5.0	...	2
32...	141	54	54	52	2	31	12500	6.1	18	65	4.6	...	2
33...	80	30	28	24	4	1	1	16	16000	6.9	12	63	3.8	...	1
34...	*51
35...	76	26	26	26	18	13000	6.6	8	76	5.5	...	1
36...	79	26	26	25	1	16	14000	7.3	10	78	4.4
37...	70	20	20	20	15	19500	7.7	5	78	4.4
38...	29	10	10	10	4	6	101	6.5	...	1
39...	39	9	9	9	8	27000	9.9	1
40...	50	12	12	12	12	21000	8.7
41...	94	28	28	24	4	18	18500	6.7	10	58	3.3	...	1
42...	85	26	25	23	2	1	...	1	18	14000	6.9	8	59	4.6	...	2
43...	*172
44...	69	21	19	19	...	2	2	14	12500	7.1	6	71	5.7	1	3
46...	136	43	43	43	33	16000	5.9	9	71	4.8
47...	61	19	19	19	17	15500	7.1	2	1
48...	45	14	14	14	11	20000	7.8	3
49...	46	16	16	16	14	24000	8.1	2	1
50...	67	18	18	18	15	20000	7.6	3

Table 2.—CHARACTERISTICS OF HOUSING UNITS, BY BLOCKS: 1960—Con.

["Total population" contains no persons in group quarters unless preceded by asterisk; one asterisk (*) denotes less than 10 percent; two asterisks (**), 10 percent or more]

Blocks within census tracts	Total population	All housing units by condition and plumbing									Occupied housing units								
		Sound					Deteriorating				Dilapidated	Owner occupied			Renter occupied			Occupied by non-white	1.01 or more persons per room
		Total	With all plumbing facilities	Lacking some or all facilities	Total	With all plumbing facilities	Lacking some or all facilities		Total	Average value (dollars)		Average number of rooms	Total	Average contract rent (dollars)	Average number of rooms				
							With flush toilet	No flush toilet											
51...	**28
52...	55	18	18	18	14	25000	8.1	3
53...	31	14	14	14	12	22000	7.1	2
54...	73	24	24	24	15	16500	7.2	8	77	5.3
55...	47	14	14	12	2	13	18000	7.9	1
56...	63	15	13	13	...	2	2	14	19500	8.6	1
57...	80	25	25	24	1	18	11500	6.6	7	60	5.1
58...	124	41	38	38	...	3	3	33	16500	6.5	6	53	5.0
59...	68	18	17	17	...	1	1	16	14000	6.2	1
60...	39	17	14	8	6	3	3	9	12000	5.4	8	49	2.8
61...	**73
62...	32	14	13	13	...	1	...	1	6	...	6.7	7	105	5.0
63...	36	12	12	12	6	...	6.7	6	57	4.7
14.....	*5173	1569	1253	1220	33	285	269	16	...	31	1112	11500	5.4	420	60	4.4	1	133	...
1.....	16	2
2.....	*112	32	32	30	2	26	9000	5.3	6	57	3.7	4
3.....	114	37	35	32	3	2	2	21	8000	5.5	16	52	4.4	2
4.....	151	45	43	41	2	2	2	25	8500	5.9	20	56	4.7	4
5.....	169	52	52	49	3	32	10500	5.7	19	55	4.7	3
6.....	73	29	26	21	5	3	3	16	8000	5.4	13	46	3.4
7.....	94	22	20	19	1	2	2	19	9500	5.7	3	4
8.....	88	23	23	23	21	16000	5.2	2	3
9.....	55	17	17	17	17	15500	4.6
10.....	6	2
11.....	65	17	17	17	14	13000	4.9	3	2
12.....	51	14	14	14	9	12500	4.9	3	3
14.....	114	38	34	32	2	4	1	3	27	8500	5.7	8	55	4.8	5
15.....	154	50	48	48	...	2	2	37	10500	5.5	13	57	4.1	4
16.....	184	64	63	62	1	1	1	33	10500	5.1	28	50	4.4	4
17.....	126	39	38	37	1	...	1	24	9000	5.8	14	63	4.4	3
18.....	126	37	36	36	...	1	1	23	9000	5.6	13	70	4.3	4
19.....	164	48	46	41	5	2	2	30	9500	5.7	18	54	4.2	3
20.....	60	20	20	20	15	8500	4.5	5	60	4.4	1
21.....	51	13	13	13	8	10000	4.8	5	85	5.0	2
22.....	100	36	27	23	4	8	7	1	...	1	20	9500	4.8	14	48	3.8	3
23.....	53	18	18	18	14	10000	4.7	4	1
24.....	58	17	17	17	12	9500	4.9	5	47	4.0	2
25.....	36	11	7	7	...	4	4	8	7500	6.5	2	1
26.....	46	14	13	13	...	1	1	11	9000	4.9	3	2
28.....	56	13	10	10	...	3	3	10	12000	5.4	3	2
29.....	33	7	6	6	...	1	1	6	9000	6.0	1	1
30.....	30	10	6	6	...	4	4	8	10000	5.1	2	1
31.....	116	38	17	16	1	19	18	1	...	2	28	11000	5.6	9	50	3.8	2
32.....	**77	23	9	9	...	14	14	13	15000	5.7	9	68	5.1
33.....	**106	31	18	18	...	10	10	3	14	11500	5.7	14	63	4.7	2
34.....	123	43	10	10	...	32	32	1	27	11000	5.7	15	58	4.7	2
35.....	175	51	16	15	1	32	31	1	...	3	26	10500	5.4	22	56	4.7	6
36.....	82	19	9	9	...	10	10	17	11000	4.9	2	4
38.....	3	1
39.....	57	11	11	11	9	13500	6.1	2	2
40.....	6	1
41.....	51	14	14	14	13	14000	5.1	1	2
42.....	50	15	15	15	13	12500	5.2	1	1
43.....	5	1
44.....	76	22	1	1	...	10	10	11	13	8500	5.3	6	53	5.2	3
45.....	132	43	9	9	...	31	27	4	...	3	26	11000	5.4	17	66	4.6	4
46.....	153	47	16	16	...	30	30	1	35	10000	5.5	11	55	4.7	4
47.....	109	40	20	20	...	19	19	1	29	13000	5.8	10	63	4.5
48.....	153	49	27	27	...	18	18	4	35	12500	5.7	13	54	4.2	1	...	3
49.....	129	40	40	39	1	28	12000	5.3	11	76	4.0	4
50.....	44	14	11	11	...	3	3	11	11500	4.9	3
51.....	60	16	14	14	...	2	2	12	10500	4.9	4	1
52.....	109	34	33	33	...	1	1	30	13500	5.3	2	3
53.....	111	37	35	35	...	2	2	32	13000	5.5	4
54.....	159	50	50	49	1	38	14500	5.9	11	66	3.8	6
55.....	97	39	37	37	...	2	1	1	29	15000	5.7	8	82	5.0	2
56.....	119	31	28	28	...	3	3	28	12500	5.4	3	4
57.....	108	31	31	31	30	14500	5.5	1	2
58.....	54	18	17	17	...	1	1	15	11500	4.9	3	3
59.....	39	10	10	10	7	12500	4.7	3	1
60.....	27	5	5	5	4	1	1
61.....	70	18	16	16	...	1	1	1	12	10500	5.1	6	75	4.2	4
62.....	47	14	12	12	...	2	2	12	11500	5.8	2
63.....	82	18	18	18	17	11500	6.4	1	2
64.....	59	18	18	18	17	16000	5.8	1

U.S. CENSUS OF HOUSING: 1960

Series HC(3)-414

CITY BLOCKS

Kenosha, Wis.

Prepared under the supervision of
WAYNE F. DAUGHERTY, Chief
Housing Division




U.S. DEPARTMENT OF COMMERCE

Luther H. Hodges, Secretary

BUREAU OF THE CENSUS

Richard M. Scammon, Director (From May 1, 1961)

Robert W. Burgess, Director (To March 3, 1961)





BUREAU OF THE CENSUS

RICHARD M. SCAMMON, *Director* (From May 1, 1961)

ROBERT W. BURGESS, *Director* (To March 3, 1961)

A. ROSS ECKLER, *Deputy Director*
HOWARD C. GRIEVES, *Assistant Director*
CONRAD TAUBER, *Assistant Director*
MORRIS H. HANSEN, *Assistant Director for Statistical Standards*
CHARLES B. LAWRENCE, JR., *Assistant Director for Operations*
WALTER L. KEHRES, *Assistant Director for Administration*
CALVERT L. DEDRICK, *Chief, International Statistical Programs Office*
A. W. VON STRUVE, *Acting Public Information Officer*

Housing Division—

WAYNE F. DAUGHERTY, *Chief*
DANIEL B. RATHBUN, *Assistant Chief*
BEULAH WASHBAUGH, *Special Assistant*
MILTON D. LIEBERMAN, *Chief, Coordination and Research*

Decennial Operations Division—GLEN S. TAYLOR, *Chief*
Electronic Systems Division—ROBERT F. DRURY, *Chief*
Field Division—JEFFERSON D. MCPHER, *Chief*
Geography Division—WILLIAM T. FAY, *Chief*
Population Division—HOWARD G. BRUNSMAN, *Chief*
Statistical Methods Division—JOSEPH STINBERG, *Chief*

Library of Congress Card Number: A61-9347

SUGGESTED CITATION

U.S. Bureau of the Census. *U.S. Census of Housing: 1960. Vol. III, City Blocks.*
Series HC(3), No. 414.

U.S. Government Printing Office, Washington, D.C., 1961.

For sale by the Superintendent of Documents, U.S. Government Printing Office, Washington 25, D.C.
or any of the Field Offices of the Department of Commerce — Price 25 cents.

Table 1.—CHARACTERISTICS OF HOUSING UNITS, FOR THE CITY: 1960

Subject	Number	Percent	Subject	Number	Percent
All housing units	21,072	100.0	Occupied housing units—Con.		
CONDITION AND PLUMBING			COLOR		
Sound	18,588	88.2	White	20,354	96.8
With all plumbing facilities	17,649	83.7	Nonwhite	239	1.2
Lacking some or all facilities	945	4.5	PERSONS PER ROOM		
Deteriorating	2,051	9.7	1.00 or less	18,429	89.5
With all plumbing facilities	1,753	8.3	1.01 or more	2,164	10.5
Lacking some or all facilities	298	1.4	AVERAGE NUMBER OF ROOMS		
With flush toilet	290	1.4	Owner occupied	5.2	...
No flush toilet	8	...	Renter occupied	3.9	...
Dilapidated	433	2.1	VALUE AND RENT		
Occupied housing units	20,593	100.0	Average value	13,900	...
TENURE			Average contract rent	66	...
Owner occupied	13,526	65.7			
Renter occupied	7,067	34.3			

NOTE.—On the map for Kenosha approximately 1,100 blocks are identified.

Table 2.—CHARACTERISTICS OF HOUSING UNITS, BY BLOCKS: 1960

["Total population" contains no persons in group quarters unless preceded by asterisk; one asterisk (*) denotes less than 10 percent; two asterisks (**), 10 percent or more]

Blocks within block numbering areas	Total population	All housing units by condition and plumbing									Occupied housing units							
		Sound				Deteriorating				Dilapidated	Owner occupied			Renter occupied			Occupied by non-white	1.01 or more persons per room
		Total	Total	With all plumbing facilities	Lacking some or all facilities	Total	With all plumbing facilities	Lacking some or all facilities	With flush toilet		No flush toilet	Total	Average value (dollars)	Average number of rooms	Total	Average contract rent (dollars)		
A.....	*13313	4493	3971	3639	332	332	258	73	1	190	2375	15000	5.8	2019	67	3.6	81	365
6.....	4	2
10.....	5	1
12.....	**108	18	16	16	...	2	2	9	14500	5.0	7	69	4.7	...	2
13.....	186	56	56	55	1	53	14000	4.7	2	7
14.....	207	50	47	47	...	3	3	46	12000	4.6	4	13
15.....	24	8	7	7	...	1	1	8	7500	4.1	1
16.....	5	1
17.....	94	31	31	31	24	10500	5.5	7	66	3.9	...	1
18.....	143	43	40	40	...	3	3	21	11500	5.5	21	57	4.7	...	8
19.....	105	38	38	38	24	12000	5.2	13	67	4.6	...	2
20.....	107	28	26	26	...	2	2	22	14000	6.0	6	...	5.0	...	2
21.....	31	9	9	9	7	12500	5.6	2
22.....	59	14	12	12	2	11	11000	5.3	3	4
23.....	40	12	12	12	10	15500	6.2	2
24.....	74	17	17	17	9	13000	6.3	8	88	6.1	...	4
25.....	7	3
26.....	38	16	16	16	8	13000	5.9	8	64	4.3
27.....	61	17	16	16	1	9	9500	5.8	8	59	5.1	...	1
28.....	42	12	12	12	9	14500	5.3	3	2
29.....	55	14	14	14	12	12500	5.9	2	1
30.....	98	31	29	29	...	2	1	1	19	13500	5.8	12	71	4.3	...	1
31.....	100	31	25	23	2	5	4	1	...	1	21	11000	5.4	10	54	4.7	1	3
32.....	164	51	50	49	1	1	1	32	9500	5.6	18	67	4.3	...	6
33.....	94	30	30	29	1	1	25	8000	5.5	4	3
34.....	74	16	14	14	...	2	2	9	9000	6.0	7	64	5.3	...	3
35.....	*92	31	31	28	3	15	...	5.7	14	62	4.9	...	1
36.....	107	32	32	30	2	16	8000	5.1	16	61	4.6	1	5
37.....	119	37	19	19	...	12	12	6	14	8500	5.4	23	63	4.4	...	1
38.....	38	15	12	11	1	2	2	1	9	10000	5.8	6	59	4.0	...	1
39.....	60	19	14	14	...	1	1	12	8500	5.5	7	67	3.3	...	1
40.....	63	19	14	13	1	4	4	4	11	8500	6.3	8	52	4.1	...	2
41.....	42	15	11	11	...	3	3	1	11	11000	5.7	4
42.....	55	20	17	17	...	3	2	1	13	8000	4.8	7	67	4.4	...	1
43.....	53	13	13	13	11	16500	5.6	2	2
44.....	50	16	16	16	11	12000	5.9	5	58	4.2	...	2
45.....	65	22	14	13	1	8	8	...	4.8	14	53	4.2	...	2
46.....	65	18	14	14	4	9	10500	6.0	9	66	3.7	...	3
47.....	44	16	15	15	...	1	10	9000	4.7	6	64	4.7
48.....	95	28	28	28	18	7500	5.2	10	60	4.8	...	1
49.....	119	37	32	31	1	3	2	1	...	2	19	8500	5.4	17	58	4.0	...	4
50.....	40	13	13	13	4	9	58	4.4	...	1
51.....	45	18	18	18	11	...	4.8	7	69	4.0
52.....	43	21	20	16	4	1	1	13	8500	5.3	8	54	2.8
53.....	47	16	16	16	11	12000	5.8	5	62	4.2
54.....	23	8	6	6	...	2	1	1	3	5	...	4.2	...	1
55.....	112	39	26	25	1	13	11	2	15	13000	6.2	22	105	4.5	...	3
56.....	116	32	16	16	...	16	10	6	13	13000	5.5	19	50	4.2	...	6
58.....	75	25	25	24	1	11	...	4.5	14	70	3.8	...	4
59.....	75	25	23	21	2	1	1	1	9	8000	6.0	16	64	3.8	...	2
60.....	136	38	27	27	...	11	11	9	...	5.4	28	61	4.3	...	7
61.....	84	26	24	22	2	2	2	12	8000	5.9	14	55	4.2	...	1

City Block Characteristics

Table 2.—CHARACTERISTICS OF HOUSING UNITS, BY BLOCKS: 1960—Con.

["Total population" contains no persons in group quarters unless preceded by asterisk; one asterisk (*) denotes less than 10 percent; two asterisks (**), 10 percent or more]

Blocks within block numbering areas	Total population	All housing units by condition and plumbing								Occupied housing units								
		Sound				Deteriorating				Owner occupied			Renter occupied					
		Total	Total	With all plumbing facilities	Lacking some or all facilities	Total	With all plumbing facilities	Lacking some or all facilities	Dilapidated	Total	Average value (dollars)	Average number of rooms	Total	Average contract (dollars)	Average number of rooms	Occupied by non-white	1.01 or more persons per room	
						With flush toilet	No flush toilet											
62...	68	21	21	20	1	11	...	4.7	10	62	3.8	
63...	80	22	11	11	...	9	7	2	...	9	...	5.2	11	62	3.5	...	3	
64...	101	37	31	27	4	6	6	18	13000	5.7	17	61	3.9	...	5	
65...	44	17	11	11	...	2	2	2	15	69	...	3	
66...	76	26	23	22	1	1	...	1	...	13	8500	5.1	13	44	4.0	...	1	
67...	88	28	23	23	...	2	2	12	7500	5.4	14	58	4.4	...	2	
68...	111	38	33	31	2	5	2	3	...	22	8000	5.8	15	70	4.0	...	4	
69...	55	14	7	7	...	7	6	1	...	8	10500	7.0	6	42	4.2	...	2	
70...	72	25	14	14	...	6	4	2	...	9	...	5.1	16	56	4.0	...	4	
71...	**15	1	3	
73...	86	28	9	9	...	13	12	1	...	11	7500	5.6	16	62	3.6	
74...	22	9	4	4	...	5	4	1	...	5	...	6.2	4	2	
75...	29	10	9	9	...	1	1	8	...	5.5	2	1	
76...	19	3	
77...	85	26	26	26	15	6500	5.0	11	68	4.8	
78...	32	14	14	13	1	2	11	75	3.1	...	2	
79...	14	5	5	5	5	38	3.8	
83...	6	2	
84...	75	22	17	14	3	5	4	1	...	7	...	5.7	14	54	4.1	...	3	
85...	35	10	6	5	1	2	8	63	3.9	...	3	
86...	52	19	12	11	1	6	6	12	...	5.8	14	63	3.6	
87...	83	50	30	12	18	14	1	13	...	6	...	4.3	42	41	2.1	4	2	
88...	15	10	4	2	2	6	...	6	...	4	6	43	2.0	...	2	
89...	21	6	5	5	...	1	1	4	2	1	
97...	16	7	6	6	...	1	1	4	3	1	
98...	81	21	3	3	...	5	5	13	...	5.6	16	46	3.7	6	6	
99...	30	14	9	9	...	4	4	1	11	52	3.2	
100...	13	12	1	1	11	11	33	1.0	
101...	46	11	5	5	...	4	4	2	8500	5.9	4	1	1	
102...	86	26	10	10	...	10	10	7	...	5.0	18	57	4.2	3	5	
103...	72	25	23	16	7	1	1	8	...	5.5	17	53	4.6	...	2	
104...	59	13	6	4	2	7	...	4.4	6	59	3.7	5	7	
105...	8	4	
106...	88	38	9	9	...	8	2	6	...	21	35	53	2.9	15	2	
107...	60	31	25	18	7	1	...	1	...	5	...	4.3	22	64	2.7	...	3	
110...	45	32	32	32	1	31	78	3.0	
111...	1	1	
112...	12	11	11	4	7	10	49	2.4	
113...	**52	30	28	5	23	1	1	2	23	41	1.7	...	3	
114...	2	2	
115...	8	4	
118...	20	9	8	8	1	6	5.2	3	
119...	26	10	7	6	1	1	1	2	9500	6.0	4	2	
120...	150	50	40	38	2	10	6500	5.0	33	74	3.5	...	9	
123...	11	11	11	11	11	83	1.0	
124...	33	18	15	14	1	3	3	1	16	64	3.4	3	...	
125...	3	1	
127...	18	9	4	4	...	1	1	4	5	47	4.6	...	1	
133...	28	13	11	11	...	1	1	1	12	63	4.2	
134...	26	15	15	15	3	12	68	3.2	
135...	11	7	7	7	1	6	53	2.5	
137...	**23	3	
138...	64	36	30	23	7	4	4	2	10	8000	4.9	24	63	2.9	...	1
139...	62	24	15	15	...	4	4	11	10500	5.8	11	57	5.0	
140...	14	8	5	5	74	2.2	...	3	
141...	34	29	29	29	29	73	2.5	
142...	**68	19	13	7	6	3	3	3	16	57	3.8	...	4	
143...	50	30	30	23	7	2	27	63	2.4	...	3	
144...	114	105	105	6	99	2	102	47	1.1	...	1	
147...	25	15	15	15	3	11	69	3.7	
148...	*147	58	55	55	3	9	20000	5.6	48	107	2.8	...	9
149...	50	19	19	19	8	16500	7.3	11	58	4.3
154...	62	28	28	25	3	15	15000	6.1	13	69	3.5	...	2	
155...	112	41	37	37	...	4	4	16	16500	6.3	25	82	4.2	...	2	
156...	222	55	52	51	1	3	3	44	21000	8.2	11	85	4.5	...	2	
157...	*251	94	92	88	4	2	1	1	...	39	16500	6.5	55	105	4.1	...	2	
158...	215	100	100	83	17	33	16500	5.6	63	90	3.5	...	2	
159...	109	52	44	32	12	8	3	5	...	11	16000	6.1	40	76	2.8	1	7	
160...	**72	10	10	10	3	6	72	4.5	
161...	66	13	13	13	2	11	50	6.6	...	2	
162...	135	51	43	43	...	7	7	15	10000	5.2	34	76	3.9	...	3	
163...	111	34	25	25	...	9	8	1	...	14	7000	5.7	18	70	4.4	3	6	
164...	81	30	18	18	...	12	10	1	1	8	...	4.8	21	58	3.8	...	3	
165...	**50	12	12	10	2	7	15000	7.1	5	...	3.6	
166...	**29	12	12	12	7	...	5.6	5	79	4.8	...	2	
167...	147	58	58	57	1	29	12500	6.3	28	73	4.1	...	1	
168...	36	17	17	10	7	5	...	7.2	12	45	2.8	...	1	
170...	70	29	26	22	4	3	...	3	...	9	10000	5.2	19	61	3.4	1	11	
171...	121	46	37	21	16	7	7	2	19	8000	5.6	26	54	2.8	2	...
172...	96	35	32	23	9	3	3	20	9000	5.8	14	61	3.2	
173...	79	27	27	27	14	11500	5.5	13	76	4.5	...	3	
174...	79	32	32	32	15	10500	5.1	16	68	3.1	...	2	
175...	102	34	34	32	2	19	14500	6.2	15	71	3.9	...	3	
176...	39	14	14	14	9	10000	5.3	5	75	4.2	...	2	
177...	54	19	15	15	...	4	4	10	12000	6.0	8	59	4.1	...	2	
178...	61	22	17	16	1	3	1	2	...	11	9000	4.8	10	68	3.8	...	5	
179...	162	48	40	35	5	5	3	2	...	27	9000	5.3	17	73	4.6	

Table 2.—CHARACTERISTICS OF HOUSING UNITS, BY BLOCKS: 1960—Con.

["Total population" contains no persons in group quarters unless preceded by asterisk; one asterisk (*) denotes less than 10 percent; two asterisks (**), 10 percent or more]

Blocks within block numbering areas	Total population	All housing units by condition and plumbing									Occupied housing units							
		Sound			Deteriorating			Dilapidated	Owner occupied			Renter occupied			Occupied by non-white	1.01 or more persons per room		
		Total	With all plumbing facilities	Lacking some or all facilities	Total	With all plumbing facilities	Lacking some or all facilities		Total	Average value (dollars)	Average number of rooms	Total	Average contract rent (dollars)	Average number of rooms				
180...	55	16	16	15	1	6	...	5.5	10	93	5.1	1	2
181...	46	12	12	12	10	14000	7.5	2	1
182...	184	70	70	68	2	26	11000	5.8	44	82	4.3	...	1
183...	193	59	59	57	2	34	18000	6.6	24	83	4.6	...	5
184...	**54	4
185...	18	6	6	6	5	31000	8.0
186...	53	20	20	20	11	16000	6.5	9	84	4.6
187...	53	16	16	16	11	11500	5.7	4	3
188...	13	4
189...	35	9	9	9	9	9000	5.3	1
190...
191...	203	62	62	55	7	30	10500	5.9	31	76	3.2	...	10
192...	33	12	12	12	4	8	62	3.4	...	3
193...	63	20	20	20	13	11000	5.4	6	76	3.7	...	2
194...	97	30	30	30	9	11500	4.9	21	70	3.7	...	6
195...	16	6	4	4	2	4	2
196...	83	28	22	20	2	6	4	2	22	10500	5.5	5	53	3.4	...	1
198...	53	15	15	15	14	19000	6.3	1	1
198...	42	12	12	12	12	21000	6.4	1
199...	84	21	21	21	21	25000	7.8
200...
201...	47	17	17	17	15	29000	8.4
202...	34	9	9	9	9	34000	8.1
203...	83	25	25	25	24	23000	7.1	1
204...	45	15	15	15	14	18500	6.2	1
205...	61	21	21	21	18	19000	5.9	3	1
206...	93	26	23	21	2	2	2	...	1	...	23	11000	5.7	2	3
207...	99	27	25	25	3	...	22	11500	5.8	4	3
208...	228	66	61	61	...	2	2	58	13000	5.8	8	70	4.1	...	8
209...	83	23	23	23	23	19500	6.6
210...	67	21	21	21	20	17500	6.1	1
211...	77	23	23	23	21	23000	7.0	1
212...	47	14	14	14	14	27000	6.7	1
213...	37	10	10	10	10	30000	6.5
214...	41	11	11	11	10	30000	7.1	1
215...	49	19	19	19	16	24000	5.4	2	1
216...	81	25	25	25	22	23000	6.4	2
217...	74	23	23	23	23	19000	6.3	1
218...	55	21	21	21	20	17000	5.7	1
219...	94	28	23	20	3	5	5	22	12000	5.5	6	55	4.2	...	2
220...	109	27	27	27	24	11000	5.6	3	2
221...	80	23	22	22	...	1	1	19	10500	5.5	3	5
222...	66	21	21	21	21	11000	5.2	1
223...	108	33	32	32	...	1	1	28	11000	5.3	4	2
224...	5	2
225...	61	20	20	20	18	15000	5.6	2
226...	62	20	20	20	17	19000	5.7	3	1
227...	145	45	45	45	44	24000	5.9
228...	105	30	30	30	29	36000	6.3	1	1
230...	71	25	25	25	25	19000	5.7
231...	79	32	32	32	27	18000	5.4	2
233...	98	26	26	26	25	17000	5.9	1	2
234...	69	20	20	20	19	14500	5.0	1	2
235...	18	6	5	5	...	1	1	3	2	1
236...	86	19	19	19	19	22000	5.7	3
237...	56	15	15	15	15	29000	5.7
238...	8	2
239...	25	6	6	6	6	26000	5.7
B.....	*15313	4654	3810	3599	211	726	638	87	1	118	2794	13500	5.1	1738	65	4.0	32	543
5...	62	19	19	19	16	17000	5.0	1
6...	23	6	6	6	6	17500	5.0
7...	21	5	5	5	5	16500	5.0
8...	9
9...	50	12	12	12	12	13000	4.9	4
10...	45	12	12	12	12	15000	4.9
11...	55	13	13	13	13	17000	4.8	3
12...	39	11	11	11	11	18000	4.9	1
13...	62	16	16	16	16	18000	5.1	2
14...	37	11	11	11	10	17000	5.0	2
15...	33	11	11	11	9	19000	5.0
16...	3	5	5	5	1
19...	9	3
20...	29	11	11	11	8	15500	5.0
21...	53	13	13	13	13	15500	5.1	1
22...	62	15	15	15	15	16000	5.0	1
23...	51	13	12	12	...	1	1	10	19000	4.7	2	3
24...	44	12	12	12	12	16500	5.0	1
25...	32	9	9	9	9	17000	4.9
26...	39	11	11	11	11	13500	4.5	1
27...	57	14	14	14	14	17000	4.9	2
28...	33	8	8	8	7	16000	5.0	1	1
29...	32	8	8	8	7	14000	4.7	1
30...	20	6	6	6	6	15000	4.3	1
31...	45	10	10	10	10	13500	4.9	1
32...	36	8	8	8	8	15000	5.0	2
34...	4	1
35...	70	18	18	18	17	14000	4.6	1	3
36...	68	20	19	19	...	1	1	13	13000	4.6	6	58	4.7	...	3

City Block Characteristics

Table 2.—CHARACTERISTICS OF HOUSING UNITS, BY BLOCKS: 1960—Con.

["Total population" contains no persons in group quarters unless preceded by asterisk; one asterisk (*) denotes less than 10 percent; two asterisks (**), 10 percent or more]

Blocks within block numbering areas	Total population	All housing units by condition and plumbing										Occupied housing units						
		Sound					Deteriorating					Owner occupied			Renter occupied			
		Total	Total	With all plumbing facilities	Lacking some or all facilities	Total	With all plumbing facilities	Lacking some or all facilities		Dilapidated	Total	Average value (dollars)	Average number of rooms	Total	Average contract rent (dollars)	Average number of rooms	Occupied by non-white	1.01 or more persons per room
								With flush toilet	No flush toilet									
37...	44	12	9	9	...	3	3	3	11	13000	5.0	1
38...	23	7	7	7	7	18000	6.0	1
39...	56	16	16	16	14	12500	4.6	2	1
40...	48	11	11	11	11	13500	5.0	2
41...	20	5	4	4	1	4	1	1
42...	36	8	8	8	8	13000	4.4	2
43...	40	12	12	12	11	12000	4.8	3
44...	25	7	6	6	...	1	...	1	6	10500	4.3	2
45...	12	3	2
46...	17	4	2
47...	34	8	8	8	8	11500	4.6	3
48...	46	10	10	10	9	11500	4.4	1	4
49...	20	8	6	6	...	2	1	1	7	10000	4.3	1	4
50...	27	10	10	10	6	11500	4.3	4	2
51...	39	11	10	10	...	1	...	1	11	15000	4.9	1
52...	56	16	16	16	16	13500	5.0	2
53...	51	13	13	13	13	13000	4.8	3
54...	177	53	41	41	...	8	8	...	4	43	12500	4.6	9	58	3.8	6
55...	41	13	12	12	...	1	1	9	13000	4.8	4	2
56...	57	15	14	14	...	1	1	13	12500	4.5	1	3
57...	34	13	12	12	...	1	1	...	9	16000	4.4	2	1
58...	34	10	10	10	7	11500	4.1	3	2
59...	37	12	12	12	8	14000	4.6	3	1
60...	46	11	10	10	...	1	1	11	11500	4.8	3
61...	38	10	10	10	10	12000	4.9	1
62...	26	5	4	4	...	1	1	5	10500	5.0	1	2
63...	31	16	15	15	...	1	1	7	12000	5.0	1	1
64...	58	15	13	13	...	2	1	1	14	11500	4.4	1	4
65...	12	4
66...	38	13	13	13	12	11500	4.4	1
67...	34	10	10	10	10	11500	5.0	2
68...	49	12	10	10	...	1	1	...	1	...	12	14500	4.9	3
69...	78	17	14	14	...	1	1	...	2	...	15	12500	4.8	2	5
70...	47	11	9	9	2	...	9	12500	4.6	2	4
71...	39	13	12	12	...	1	1	9	12500	5.0	3	1
72...	62	16	13	13	...	3	3	16	11000	4.3	6
73...	50	13	13	13	13	13500	4.5	2
74...	29	9	9	9	7	13000	4.4	2	2
75...	42	10	9	9	...	1	1	8	13500	5.1	2	1
76...	18	6	6	6	5	11500	5.4	1
77...	21	6	6	6	6	13000	4.3
78...	9	4
79...	27	8	8	8	8	15000	4.9
81...	39	10	10	10	10	16500	4.6	1
82...	42	13	13	13	13	14500	4.4	2
83...	34	10	10	10	10	14500	4.6	1
84...	103	33	28	28	...	5	5	11	13000	4.7	22	84	3.7	...	2
85...	48	13	4	4	...	9	9	9	11500	4.3	4	2
86...	43	12	5	5	...	5	5	...	2	...	10	9500	5.3	2	1
87...	16	5	1	1	...	1	1	...	3	...	2	3	1
89...	51	12	12	12	11	14000	5.2	1	2
90...	55	14	13	13	...	1	1	11	13500	4.6	3	4
91...	46	10	10	10	10	16000	4.8	2
92...	53	14	14	14	14	15500	4.6	2
93...	62	15	15	15	15	16000	4.7	2
94...	22	7	7	7	7	18500	5.0	1
95...	29	6	6	6	6	18500	6.5	1
96...	57	11	11	11	10	19500	5.1	1	3
97...	47	12	12	12	12	16000	5.0	3
98...	129	30	30	30	29	15500	4.7	1	11
99...	116	26	26	26	26	15000	4.8	2
100...	33	11	11	11	10	16000	5.0	1
101...	...	8	8	8	6
102...	167	43	34	34	...	1	1	...	8	...	35	18000	5.1	8	51	3.3	...	4
103...	110	31	31	31	28	19000	5.4	1
104...	35	10	10	10	10	14000	5.3	1
105...	43	12	12	12	11	12500	5.4	1	1
106...	40	9	9	9	8	13500	4.8	1	5
107...	95	28	27	26	1	1	1	...	19	16500	4.6	9	69	3.7	1
108...	19	7	2	2	...	3	3	...	2	...	2	5	51	3.6	...	1
109...	38	14	9	9	...	5	5	10	8500	5.4	4	1
110...	41	11	11	11	10	11500	4.7	1	1
111...	32	11	10	10	...	1	...	1	10	12000	4.9
112...	28	9	9	9	9	17500	4.9
113...	38	10	10	10	10	18500	5.1	2
114...	47	12	12	12	11	17500	4.9	1	2
115...	49	12	11	11	...	1	1	11	15500	6.0	1
116...	53	12	12	12	12	19500	5.2
117...	43	13	13	13	12	19000	4.9	1
118...	50	13	13	13	13	14000	5.0
119...	36	11	11	11	11	20000	5.0	2
120...	40	11	11	11	11	19500	5.0	2
121...	65	17	17	17	17	15500	4.9
122...	38	12	12	12	11	14000	4.5	1
123...	39	11	11	11	11	17500	4.8
124...	26	10	10	10	8	13500	4.4	2	2
125...	37	9	9	9	8	13000	5.0	1

Table 2.—CHARACTERISTICS OF HOUSING UNITS, BY BLOCKS: 1960—Con.

["Total population" contains no persons in group quarters unless preceded by asterisk; one asterisk (*) denotes less than 10 percent; two asterisks (**), 10 percent or more]

Blocks within block numbering areas	Total population	All housing units by condition and plumbing								Occupied housing units								
		Sound				Deteriorating				Owner occupied			Renter occupied			Occupied by non-white	1.01 or more persons per room	
		Total	With all plumbing facilities	Lacking some or all facilities	Dilapidated	Total	With all plumbing facilities	Lacking some or all facilities		Total	Average value (dollars)	Average number of rooms	Total	Average contract rent (dollars)	Average number of rooms			
								With flush toilet	No flush toilet									
126...	41	13	6	6	...	7	7	10	11500	5.0	3
127...	45	14	5	5	...	9	9	9	8500	5.1	4
128...	119	35	35	35	21	11500	4.8	14	64	4.9
129...	87	22	22	22	22	15500	4.8
130...	38	14	14	13	1	12	13000	4.4	1
131...	47	16	16	16	13	15500	5.1	3
132...	72	18	18	18	17	15500	5.2	1
133...	67	16	15	15	...	1	1	13	15500	5.2	3
134...	53	16	16	16	15	18000	5.1	1
135...	75	24	24	23	1	20	14000	5.2	4
136...	56	16	16	16	14	13500	4.9	2
137...	63	19	17	17	...	2	2	15	16500	4.7	3
138...	96	30	27	27	...	3	3	19	10000	5.6	10	58	4.5
139...	100	31	28	27	1	3	2	1	...	17	9000	5.0	13	55	4.2
140...	30	7	7	3	4	...	3	4
141...	18	4
144...	32	12	11	11	...	1	1	7	9000	5.0	4
145...	17	5	4	4	...	1	1	4	1
146...	55	17	17	17	14	14000	5.6	2
147...	22	6	6	6	6	14000	4.7
148...	80	22	18	18	...	3	3	13	11000	5.1	9	71	4.3
149...	58	20	20	19	1	10	11500	5.2	9	58	4.1
150...	88	32	32	32	23	12000	4.8	9	63	4.1
151...	86	28	28	28	28	14500	4.6
152...	92	22	22	22	22	18000	5.0
154...	5	1
155...	40	11	11	11	9	12500	5.0	2
156...	68	20	20	19	1	14	14500	4.8	6	196	3.8
157...	50	18	18	18	10	12500	4.7	8	136	4.6
158...	44	15	14	13	1	1	...	1	...	11	11500	5.0	4
159...	**11	1
160...	37	14	14	13	1	10	13500	5.6	3
161...	54	18	17	17	9	9500	5.0	8	78	4.6
162...	269	77	75	75	...	2	2	46	12000	5.1	30	69	4.2
163...	171	54	54	54	36	12000	5.3	18	64	4.5
164...	35	12	12	10	2	6	...	4.0	6	79	5.0
165...	67	23	21	19	2	2	2	15	10500	5.2	6	70	4.5
166...	424	134	47	45	2	74	73	1	...	62	9000	5.4	69	63	4.3
167...	53	14	11	11	...	1	1	7	...	4.7	7	55	3.7
169...	11	2
170...	64	19	4	4	...	14	13	1	...	7	...	5.4	9	69	4.7
171...	162	46	46	44	2	23	9500	5.5	23	79	4.1
172...	132	42	42	42	26	11000	5.2	16	61	4.6
173...	114	38	18	18	...	20	20	30	12000	5.3	8	66	4.1
174...	161	46	24	22	2	22	22	23	11000	5.4	23	59	4.5
175...	110	38	14	14	...	23	23	27	9500	5.1	11	70	4.3
176...	72	19	18	18	...	1	1	11	13000	5.0	8	80	4.9
177...	66	20	18	18	...	2	2	10	14000	5.4	9	68	4.2
178...	61	20	16	16	...	3	3	14	12000	5.1	5	58	4.6
179...	48	14	9	9	...	5	5	7	12000	5.0	6	59	4.7
181...	31	10	1	1	...	7	7	7	7000	5.1	3
182...	111	31	9	9	...	16	16	16	8000	4.8	13	65	4.8
183...	107	29	24	24	...	5	5	23	11500	5.4	6	66	5.0
184...	107	34	23	23	...	11	11	19	11500	5.5	14	59	4.3
185...	131	39	33	33	...	6	6	19	12000	5.5	20	64	4.8
186...	*92	30	8	8	...	22	22	21	12500	5.9	9	79	4.2
187...	120	36	8	8	...	28	28	24	10500	5.8	11	68	4.5
188...	127	38	21	19	2	15	13	2	...	21	11500	5.3	15	100	4.0
189...	113	40	38	36	2	2	2	23	11500	5.3	17	62	4.1
190...	147	45	43	42	1	2	2	19	12000	5.1	25	83	4.6
191...	211	58	28	28	...	12	11	1	...	18	6500	5.2	40	63	4.3	12	...	9
192...	111	39	23	13	10	15	11	4	...	11	...	5.3	26	54	4.1	5
193...	269	91	75	66	9	12	9	3	...	4	9000	5.4	56	60	4.2	1	...	9
194...	123	44	41	41	...	3	3	14	...	4.7	29	71	4.4	2
195...	89	31	25	23	2	6	6	16	...	5.4	14	67	4.2	1
196...	9	2
197...	57	21	21	20	1	16	10000	5.9	5	68	4.4
198...	76	23	15	15	...	8	8	13	11500	5.4	10	64	4.5	4
199...	84	31	31	30	1	12	11000	5.2	18	56	4.2
200...	90	28	27	27	...	1	1	15	14000	4.9	13	61	4.2	2
201...	73	24	24	23	1	17	11500	4.6	7	63	4.1	2
202...	28	8	7	7	...	1	1	5	...	5.2	3	1
203...	29	10	7	6	1	3	3	2	8	48	4.5	1
204...	82	25	21	21	...	4	4	8	...	5.0	17	65	4.6	4
205...	97	32	31	29	2	1	1	10	11500	5.4	22	60	3.9	3
206...	82	27	27	27	15	14500	4.9	12	56	4.7	1
207...	1
208...	121	45	34	25	9	11	10	1	...	12	11000	5.2	24	69	4.1	5
209...	80	26	25	25	...	1	1	17	13000	5.8	9	66	4.1	1
210...	87	31	26	26	...	5	5	14	...	5.1	16	68	4.2	1
211...	98	38	24	24	...	14	6	8	...	15	13000	5.3	21	59	3.6	1
212...	47	18	18	18	9	...	4.8	8	65	4.4
213...	92	29	21	21	...	8	6	2	...	9	...	5.6	20	81	4.2	4
214...	40	11	9	8	1	2	2	6	9000	4.7	5	3
215...	53	19	7	6	1	12	8	4	...	4	14	60	3.8	3
216...	95	35	28	24	4	7	6	1	...	11	7500	5.5	24	65	3.5	3
217...	111	30	28	25	3	2	2	13	9000	6.1	17	68	4.9	4

City Block Characteristics

Table 2.—CHARACTERISTICS OF HOUSING UNITS, BY BLOCKS: 1960—Con.

["Total population" contains no persons in group quarters unless preceded by asterisk; one asterisk (*) denotes less than 10 percent; two asterisks (**), 10 percent or more]

Blocks within block numbering areas	Total population	All housing units by condition and plumbing									Occupied housing units							
		Total	Sound			Deteriorating			Dilapidated	Owner occupied			Renter occupied			Occupied by non-white	1.01 or more persons per room	
			Total	With all plumbing facilities	Lacking some or all facilities	Total	With all plumbing facilities	Lacking some or all facilities		Total	Average value (dollars)	Average number of rooms	Total	Average contract rent (dollars)	Average number of rooms			
							With flush toilet	No flush toilet										
218...	83	27	26	20	6	1	1	6	...	6.2	20	57	3.7	...	5
219...	71	20	16	16	...	4	...	4	6	...	5.5	14	64	3.8	...	5
220...	36	16	16	16	5	...	5.0	10	54	3.8	...	2
221...	33	12	12	10	2	7	...	6.7	5	47	2.6	...	3
222...	79	29	29	26	3	8	...	5.0	21	62	4.0	...	2
223...	48	16	16	14	2	7	...	6.1	9	67	3.2	...	3
224...	**38	11	9	5	4	2	2	3	8	90	3.6	...	3
226...	85	27	27	27	7	...	4.3	20	62	3.9	...	7
227...	105	26	26	26	9	...	5.2	16	56	4.1	...	7
228...	65	22	18	18	...	4	4	8	10500	4.9	14	56	4.6	...	2
229...	65	18	18	18	12	10000	5.1	6	63	4.3	...	2
230...	61	20	19	15	4	1	1	8	...	5.5	11	60	3.5	...	1
231...	72	24	24	22	2	9	...	5.0	15	57	4.3	...	2
232...	56	24	18	18	...	6	6	9	...	5.1	14	60	5.0	...	1
233...	114	36	35	34	1	1	1	13	10000	5.3	19	54	4.1	...	3
234...	156	52	46	43	3	6	6	21	9500	5.1	31	59	4.4	...	3
235...	14	3	4
236...	58	21	9	9	...	12	9	3	10	9000	6.0	9	63	4.3	...	1
239...	254	71	45	44	1	25	20	5	24	8500	5.9	47	56	4.2	...	16
241...	*129	33	13	12	1	14	14	13	7500	5.3	19	53	4.6	...	9
242...	111	26	24	24	...	2	2	11	...	6.3	15	60	4.7	...	5
243...	75	24	22	19	3	1	1	8	12500	6.5	14	64	4.8	...	2
244...	138	37	27	27	...	6	6	4	10500	5.8	24	63	4.2	...	6
245...	106	33	17	16	1	16	15	1	12	8500	5.5	21	66	4.4	...	2
246...	95	29	14	10	4	13	10	3	9	...	5.4	19	59	4.4	...	2
247...	111	36	5	3	2	31	21	10	8	...	5.5	26	65	4.1	...	5
248...	153	65	20	19	1	27	16	11	18	9000	5.2	51	65	2.5	...	9
249...	124	33	20	20	...	12	10	2	12	11000	5.8	21	61	4.3	...	5
250...	118	29	21	20	1	8	7	1	13	8000	5.5	16	59	4.8	...	4
251...	28	9	7	6	1	2	2	2	7	60	4.9	...	1
252...	166	117	114	17	97	3	3	8	...	5.1	100	55	1.4	...	15
253...	71	20	7	3	4	7	3	4	6	18	58	3.2	...	8
254...	16	4
C.....	*19317	6020	5368	5056	312	589	482	104	3	63	3730	13500	5.3	2190	68	3.9	42	585
1...	60	14	3	3	...	9	9	2	13	52	4.5	...	2
2...	75	28	22	12	10	5	4	1	10	9500	5.4	18	61	2.6	...	5
3...	39	14	6	3	3	6	5	1	2	11	55	3.6	...	2
4...	74	27	16	16	...	11	6	4	1	...	9	8000	5.4	17	66	3.4	2	5
5...	60	20	20	20	9	10000	4.9	11	67	4.7	...	2
6...	**52	9	9	8	1	2	7	82	4.0	...	2
7...	*261	77	49	48	1	28	21	7	21	11500	5.6	53	74	3.8	...	10
8...	42	13	9	9	...	4	3	1	5	11500	6.4	8	69	4.5	...	2
9...	34	10	9	9	1	8	68	4.5
10...	51	18	18	18	7	...	5.9	10	68	4.5
11...	*85	22	18	17	1	1	1	3	...	5.8	14	62	4.3	...	1
12...	57	21	8	8	...	12	10	...	2	...	7	...	5.7	14	48	4.4
13...	18	3
14...	66	21	17	12	5	4	4	14	8000	6.1	7	66	3.3	...	2
15...	39	13	7	7	...	4	2	2	3	9	50	4.0	...	1
16...	**58	11	10	10	...	1	1	4	7	84	5.3	...	1
17...	**201	58	52	47	5	6	6	28	12500	5.9	29	79	4.0	...	3
18...	131	51	45	42	3	4	4	2	9000	5.5	28	68	3.0	...	3
19...	122	47	44	32	12	3	3	13	...	5.5	31	68	3.5	...	3
20...	44	15	11	11	...	4	4	7	...	5.7	7	58	4.6
21...	92	49	42	29	13	7	7	17	11500	6.0	32	55	2.3
22...	181	62	58	49	9	4	2	2	19	10500	4.9	43	73	3.6	...	12
23...	235	45	41	35	6	4	4	16	9500	6.3	29	72	3.9	...	12
24...	214	55	50	46	4	5	2	3	16	10500	5.8	38	68	4.2	...	14
25...	173	69	66	64	2	3	3	17	10000	5.2	52	69	3.8	...	3
28...	33	13	13	13	3	9	73	3.9	...	1
29...	*177	68	25	13	12	36	13	23	12	10500	...	54	55	2.4	4	11
30...	156	53	25	19	6	27	19	8	15	11500	5.4	35	95	3.3	...	11
31...	63	16	15	15	8	10500	6.4	8	70	4.8	...	3
32...	78	25	23	23	5	...	6.6	20	71	4.0	...	2
33...	179	64	58	54	4	6	6	25	12500	5.6	39	70	3.8	...	5
34...	**229	64	60	43	17	4	4	22	10500	5.7	42	68	3.3	...	3
35...	**315	101	95	63	32	6	6	31	10000	5.3	67	66	2.8	2	9
36...	56	17	17	11	6	6	11500	6.8	10	55	4.1	...	2
37...	39	10	6	6	...	2	2	3	7	61	3.9	...	3
38...	166	52	50	50	26	10000	5.6	25	59	5.0	1	3
39...	*106	35	25	25	...	10	6	4	8	9500	6.3	24	64	3.8	...	7
40...	120	44	41	40	1	3	3	18	9000	5.5	26	78	3.4	...	5
41...	126	39	35	32	3	4	4	19	11000	5.6	20	79	4.4	...	5
42...	110	31	28	26	2	3	1	2	16	9000	5.5	15	87	4.6	...	5
43...	90	27	25	25	...	1	...	1	9	10000	6.2	18	78	4.3	...	3
44...	45	16	14	12	2	2	2	7	...	5.4	7	64	3.9	...	7
45...	154	67	65	61	4	2	2	15	9000	5.5	52	66	3.2	...	3
46...	**169	55	41	37	4	14	10	4	21	9500	5.1	31	69	3.5	...	6
47...	*104	28	19	17	2	9	9	16	11000	5.9	9	46	4.6	...	1
48...	106	46	32	30	2	14	10	4	19	10500	5.7	26	70	3.6	...	6
49...	117	44	28	25	3	16	11	5	21	11500	5.3	23	66	3.2	...	1
50...	*130	55	32	26	6	23	22	1	14	12000	5.7	40	91	3.9	...	3
51...	152	48	41	29	12	7	3	4	12	13500	5.4	36	66	4.4
52...	35	14	13	13	...	1	1	2	12	80	3.3	...	1
53...	27	8	7	7	1	6	68	4.2	...	2

Table 2.—CHARACTERISTICS OF HOUSING UNITS, BY BLOCKS: 1960—Con.

["Total population" contains no persons in group quarters unless preceded by asterisk; one asterisk (*) denotes less than 10 percent; two asterisks (**), 10 percent or more]

Blocks within block numbering areas	Total population	All housing units by condition and plumbing								Occupied housing units								
		Total	Sound			Deteriorating			Dilapidated	Owner occupied			Renter occupied			Occupied by non-white	1.01 or more persons per room	
			Total	With all plumbing facilities	Lacking some or all facilities	Total	With all plumbing facilities	Lacking some or all facilities		Total	Average value (dollars)	Average number of rooms	Total	Average contract rent (dollars)	Average number of rooms			
54...	26	7	7	3	4	3
56...	*68	27	25	13	12	...	2	2	9	9000	7.0	18	31	...	2.1	...	1	1
57...	54	16	12	12	4	...	8	8500	5.8	8	48	4.5	2	2
58...	7	3
59...	364	103	73	70	3	28	28	...	38	8000	5.4	65	61	4.9	4	9	9	9
60...	303	86	26	24	2	57	51	6	38	9000	5.8	47	61	4.4	13	11	11	11
61...	146	53	44	24	20	8	8	...	14	8000	5.2	37	54	2.8	7	7	7	7
62...	226	62	59	59	...	3	3	...	24	8000	5.9	37	60	4.6	6	6	6	6
63...	168	54	52	49	3	2	2	...	28	8500	5.0	26	69	4.3	5	5
64...	125	40	39	39	...	1	1	...	23	11000	6.0	16	63	3.7	4	4
65...	150	42	42	42	33	11500	5.8	9	74	3.6	4	4
66...	136	46	46	46	24	11500	5.3	22	76	4.4	2	2
67...	96	37	37	36	1	14	11500	5.4	23	70	4.4	2	2
68...	101	33	30	29	1	3	3	...	25	9500	5.2	7	55	3.7	5	5
69...	32	12	12	12	1	10	54	4.9	2	2
70...	*60	19	17	17	...	2	2	...	11	13500	5.0	6	62	3.8
71...	57	17	15	10	5	2	2	...	4	13	56	4.5	1	1
72...	19	8	8	8	4	4
73...	7	4
74...	65	28	28	27	1	17	10500	5.4	11	78	3.9
75...	35	10	10	10	8	11500	6.4	2	4	4
76...	*82	23	23	20	3	17	10000	6.3	6	50	2.8
77...	80	26	24	16	8	2	2	...	9	12000	5.7	17	77	3.9
78...	93	29	29	24	5	14	11000	5.8	14	59	4.1	3	3
79...	55	19	19	18	1	13	10500	5.3	6	70	4.2	1	...	3	3
80...	78	24	22	22	...	2	2	...	8	9500	5.6	16	66	4.3
81...	68	20	20	20	15	11000	5.7	5	72	5.2	2	2
82...	41	13	13	13	9	12500	5.6	4
83...	85	28	28	28	17	11500	5.2	11	66	3.9	2	2
84...	65	23	21	21	...	2	11	...	4.9	11	69	4.0	1	1
85...	130	50	47	43	4	3	3	...	28	11000	5.1	21	62	3.4	5	5
86...	172	56	46	42	4	8	8	...	22	12000	5.5	34	65	4.3
87...	164	50	47	44	3	3	3	...	24	10500	5.1	23	61	4.8	5	5
88...	79	27	24	20	4	3	3	...	17	9500	5.1	9	61	3.7	2	2
89...	64	22	20	19	1	2	2	...	12	10000	5.3	9	54	4.1	1	1
90...	77	31	28	28	...	3	3	...	20	12500	5.6	10	69	4.1
91...	27	12	8	8	...	4	2	2	5	...	5.4	7	60	3.0
92...	137	35	34	32	2	1	1	...	27	12000	5.9	8	61	3.9	6	6
93...	124	43	42	39	3	1	1	...	31	11500	5.4	12	70	3.9	1	1
95...	115	28	28	27	1	11	10500	5.1	17	66	4.8	6	6
97...	51	17	16	16	...	1	1	...	8	...	5.1	9	64	4.2	2	2
98...	23	3
99...	59	18	6	6	...	8	8	...	7	...	5.6	11	53	4.4	1	1
100...	72	23	20	17	3	3	3	...	15	10000	5.3	8	60	3.6	2	2
102...	101	25	22	22	...	2	2	...	22	11500	5.9	3	3	3
103...	110	29	20	20	...	9	9	...	24	10500	5.7	5	69	3.6	3	3
104...	*183	46	37	37	...	9	9	...	27	11000	5.7	19	64	4.7	5	5
105...	65	19	15	15	...	1	1	...	13	10000	5.4	6	68	4.2	2	2
106...	57	18	12	12	...	5	5	...	17	10000	5.6	1	1
107...	65	18	16	16	...	2	2	...	17	12000	5.8	1	1	1
109...	57	19	19	19	10	...	4.7	9	92	5.0	1	1
110...	*149	41	41	41	24	13500	5.3	17	78	4.4
111...	94	29	28	28	...	1	20	12500	5.9	8	86	4.9	4	4
112...	49	13	13	13	10	12500	6.1	3
113...	32	10	10	10	7	12500	4.9	2	2	2
114...	8	3
115...	55	20	20	20	13	11000	5.2	6	75	4.3	1	1
116...	77	24	24	24	22	9500	5.6	2	1	1
117...	112	35	33	33	...	2	2	...	31	12500	5.6	3	3	3
118...	55	18	18	18	16	12000	5.2	1	3	3
119...	44	18	18	18	16	14500	5.3	2	1	1
121...	31	11	11	11	11	15000	6.3
122...	25	12	12	12	12	13500	5.8
123...	53	16	14	14	...	1	1	...	14	12000	5.9	2	1	1
125...	55	18	16	14	2	2	2	...	14	11000	5.4	4	1	1
126...	57	16	12	12	...	4	4	...	16	12000	6.0
127...	69	17	16	16	...	1	1	...	16	11500	5.8	1	1	1
128...	68	20	19	19	...	1	1	...	17	11500	6.0	3	1	1
129...	65	19	19	17	2	16	12000	5.7	3	1	1
130...	41	17	17	14	3	10	11000	5.2	6	50	2.8
131...	107	27	27	27	22	13000	6.0	5	61	5.2	4	4
133...	117	29	20	20	...	9	9	...	24	11000	5.6	4	6	6
134...	39	12	12	12	9	12500	6.0	3	1	1
135...	50	18	18	18	18	10500	5.3
136...	82	25	25	25	23	14000	5.3	2	3	3
137...	83	28	28	28	27	20000	4.8	1	2	2
138...	129	38	38	35	3	34	16000	5.3	4	3	3
139...	75	24	24	24	23	15000	6.2	1
140...	*103	34	34	34	26	16000	6.0	8	77	4.5	1	1
141...	95	37	36	36	...	1	1	...	32	13500	5.2	5	...	4.6	1	1
142...	109	41	41	41	33	13000	5.3	8	63	3.5	1	1
143...	122	42	40	40	...	2	2	...	30	11500	5.5	12	72	3.8	2	2
144...	*130	46	45	45	...	1	1	...	32	11500	5.4	10	77	4.5	3	3
145...	101	38	38	38	24	12500	5.2	14	81	4.5
146...	65	22	20	20	16	12500	4.6	6	52	5.2	3	3
147...	40	13	13	13	9	13000	5.1	4
148...	56	20	20	20	19	13000	4.7	1	1	1

City Block Characteristics

Table 2.—CHARACTERISTICS OF HOUSING UNITS, BY BLOCKS; 1960—Con.

["Total population" contains no persons in group quarters unless preceded by asterisk; one asterisk (*) denotes less than 10 percent; two asterisks (**), 10 percent or more]

Blocks within block numbering areas	Total population	All housing units by condition and plumbing									Occupied housing units								
		Total	Sound			Deteriorating			Dilapidated	Owner occupied			Renter occupied						
			Total	With all plumbing facilities	Lacking some or all facilities	Total	With all plumbing facilities	Lacking some or all facilities		Total	Average value (dollars)	Average number of rooms	Total	Average contract rent (dollars)	Average number of rooms	Occupied by non-white	1.01 or more persons per room		
																		With flush toilet	No flush toilet
149...	64	23	21	21	...	2	2	19	15000	5.3	4	1
150...	80	30	30	30	16	15500	5.1	12	73	3.4	2
151...	59	19	19	19	14	15000	4.7	5	...	5.0	1
152...	58	22	20	20	...	1	1	18	15000	4.7	4	1
153...	70	25	25	25	19	13000	5.2	5	65	4.0	1
154...	32	9	9	9	8	14500	5.0	1	1
155...	75	26	23	23	...	3	3	10	14000	5.1	15	73	3.9	3
156...	61	20	20	20	17	17500	5.4	3	2
157...	50	16	16	16	15	17500	5.5
158...	27	11	11	11	10	23000	5.5	1
159...	146	44	43	41	2	1	1	38	14500	4.9	6	66	4.0	5
160...	55	22	22	22	16	12000	4.8	6	59	3.5	1
161...	85	24	24	24	23	12000	5.1	1	1
162...	88	23	23	22	1	21	12500	5.7	2	2
163...	44	13	11	11	...	2	2	11	11500	5.6	2	1
164...	*232	75	68	62	6	7	4	3	56	11000	4.1	16	64	4.2	1	14	14
165...	85	24	24	24	23	13000	5.7	1	2
166...	99	29	27	26	1	2	2	25	12500	5.6	4
167...	98	29	25	25	...	4	4	24	11000	5.0	5	75	4.4	3
168...	100	31	27	27	...	4	2	2	26	11500	4.5	5	44	4.6	2
169...	86	21	21	21	21	17000	4.8	3
170...	96	25	25	25	25	16000	4.8	4
171...	58	16	16	16	14	15500	5.1	2	4
172...	55	18	18	18	15	15000	4.5	3	1
173...	46	10	10	10	10	17500	5.2	3
174...	54	21	21	21	21	19000	5.5
175...	34	11	11	11	10	15500	4.7	1	1
176...	71	29	29	28	1	25	15000	5.0	4	2
177...	75	27	27	27	23	15000	5.1	4
178...	87	29	27	27	2	25	14000	5.0	3	4
179...	100	28	28	28	25	14000	5.0	3	1
180...	111	33	33	33	33	12000	4.6	3
181...	45	16	16	16	15	13000	4.7	1
182...	43	16	16	16	15	16000	4.9	1
183...	47	17	17	17	14	16000	5.1	2	1
184...	80	28	27	27	...	1	1	26	17500	5.0	2	3
185...	85	27	27	27	25	17500	4.9	2	2
186...	37	10	10	10	10	18000	4.8
187...	67	18	18	18	18	16500	4.9	2
188...	80	23	23	23	21	15000	4.9	2	1
189...	77	24	24	24	22	14000	4.7	2	3
190...	98	24	24	24	23	13500	5.0	1	6
191...	87	25	25	25	24	14000	4.6	1	2
192...	100	25	24	24	...	1	1	25	13500	4.4	7
193...	100	25	25	25	25	13500	5.7	1
194...	55	17	16	16	...	1	1	16	12000	5.0	1	1
195...	56	16	16	16	14	13000	5.3	2	1
196...	58	20	18	17	1	2	1	1	18	10500	4.6	2	1
197...	57	17	16	16	...	1	1	15	11000	5.1	2	1
198...	12	3
199...	18	6	6	5	1	5	15500	5.6	1
200...	6	3
201...	9	2
202...	12	3	2
203...	50	13	12	12	1	11	18500	5.6	1	2
204...	60	12	12	12	12	25000	5.8	2
205...	71	19	19	19	19	20000	5.1	4
206...	67	17	17	17	17	18500	4.8
207...	62	17	17	17	17	20000	5.2	2
208...	72	19	19	19	19	20000	5.2	2
209...	105	27	27	27	26	16500	4.8	1	5
210...	30	12	12	12	12	15500	4.4
211...	68	21	21	21	18	16000	4.6	3	2
212...	74	22	22	22	22	17500	4.6	2
213...	77	23	23	23	21	16500	4.6	1	1
214...	88	26	26	26	24	14500	5.0	2	2
215...	16	4
216...	67	22	22	22	18	16000	4.5	3	1
217...	45	16	16	16	16	19000	5.4	1
218...	62	20	20	20	19	14500	4.8	1
219...	3	1
220...	7	1
221...	112	31	31	31	26	14000	5.0	1	2
222...	122	29	29	29	13	14500	5.1	14	112	4.8	7
223...	60	15	15	15	15	19000	5.1	4
224...	74	16	16	16	16	17500	5.1	1
225...	3	1
228...	3	1	2
229...	35	9	9	9	9	22000	5.1
230...	46	16	16	16	14	21000	5.0
231...	43	12	12	12	10	20000	5.0
232...	6	3	1
233...	20	9	9	7	2	8	...	3.9	1	7
234...	84	21	14	14	...	7	7	16	8500	4.9	5	71	2.8	9
235...	89	30	21	17	4	7	5	2	...	2	20	...	3.4	10	61	2.7
236...	8	1	6
237...	100	21	21	21	20	15000	5.1	1

Table 2. — CHARACTERISTICS OF HOUSING UNITS, BY BLOCKS: 1960—Con.

["Total population" contains no persons in group quarters unless preceded by asterisk: one asterisk (*) denotes less than 10 percent; two asterisks (**), 10 percent or more]

Blocks within block numbering areas	Total population	All housing units by condition and plumbing									Occupied housing units								
		Sound			Deteriorating			Dilapidated	Owner occupied			Renter occupied			Occupied by non-white	1.01 or more persons per room			
		Total	With all plumbing facilities	Lacking some or all facilities	Total	With all plumbing facilities	Lacking some or all facilities		Total	Average value (dollars)	Average number of rooms	Total	Average contract rent (dollars)	Average number of rooms					
173...	14	4
174...	107	40	40	40	29	17000	4.8	3	2
175...	9	4	2
176...	34	10	10	10	9	13000	4.7	1	2
177...	86	21	21	21	19	14000	4.9	2	4
178...	33	10	10	10	10	18000	4.5
179...	20	6	6	6	6	23000	5.3
181...	21	6	6	6	6	15000	5.0
182...	34	11	11	11	10	12500	4.5	1
184...	20	5	5	5	5	14000	4.8	1
185...	28	9	9	9	9	15000	4.3	1
186...	58	13	13	13	12	14000	5.2	4
187...	100	24	24	24	21	13500	4.9	2	4
188...	59	16	16	16	14	15500	4.7	1	2
189...	65	18	18	18	16	16500	4.6	1	1
190...	71	19	19	19	19	19000	5.1	3
191...	36	9	9	9	8	17500	4.9	2
192...	80	23	23	23	22	16000	5.2	1	2
193...	39	12	12	12	11	20000	4.9	1	1
194...	39	11	11	11	11	21000	5.5
195...	55	16	16	16	15	21000	5.5	1
196...	34	7	7	7	7	19000	5.3	2
197...	74	17	17	17	15	14000	5.0	1	3
198...	86	19	19	19	18	13500	5.1	4
199...	60	19	19	19	16	13500	5.0	2
200...	92	21	21	21	21	14500	4.9	4
201...	10	4
E.....	*10903	3292	3107	3075	32	167	151	16	...	18	2631	13500	5.0	614	79	4.2	5	290	...
1...	22	10	1	1	...	8	8	1	5	...	5.2	5	...	4.0	2
3...	**54	7	1	1	...	5	5	1	1	...	6	73	5.2	...	2	...	2
4...	88	32	17	17	...	11	11	4	15	8500	5.2	17	114	4.1	...	3	...
5...	85	30	28	28	...	2	2	14	10500	5.0	16	64	3.8	...	2	...
6...	158	63	61	58	3	1	1	1	40	10500	4.9	22	55	3.0	...	4	...
7...	61	23	22	22	...	1	1	17	12500	5.2	6	...	4.2
8...	165	46	46	46	42	12000	5.3	4	5	...
9...	199	59	46	46	...	12	12	1	43	11000	5.3	16	68	4.0	...	3	...
10...	52	20	18	18	...	2	2	10	10500	4.2	9	256	3.9	...	2	...
11...	18	7	7	7	5	11000	4.2	2
13...	35	14	14	14	9	12500	4.2	5	73	4.0	...	1	...
14...	84	26	21	21	...	5	5	16	13500	4.9	9	87	3.8	...	2	...
15...	142	45	42	42	...	1	1	2	23	12500	4.8	21	94	4.0	...	6	...
16...	76	27	27	27	26	17000	4.7	1
17...	62	21	21	21	21	19000	5.7
18...	27	9	9	9	9	22000	5.6
19...	26	8	8	8	7	20000	5.1	1
20...	41	12	12	12	12	20000	6.1
21...	72	22	22	20	2	19	20000	5.8	2	1
22...	106	35	35	35	30	17500	4.9	4	1	...
23...	103	30	30	30	22	13000	4.9	7	72	3.7	...	4	...
24...	80	22	21	21	...	1	1	22	11500	4.8	5
25...	96	27	27	23	4	...	1	19	11500	4.4	8	54	4.0	...	5	...
27...	113	37	33	33	...	4	23	11500	4.6	14	112	4.7	...	1	...
28...	101	31	26	24	2	3	4	2	19	9000	5.8	11	72	3.4	...	5	...
29...	66	21	12	12	...	7	4	3	...	2	8	9500	5.4	13	111	4.9	...	1	...
31...	54	15	15	15	11	10000	5.8	3	2	...
32...	42	12	11	10	1	1	1	9	9500	5.1	3	1	...
33...	130	47	31	31	...	16	12	4	29	10500	5.2	17	54	3.9	2	...	3
34...	70	24	22	22	...	2	2	12	9500	5.3	11	73	4.3	...	1	...
35...	54	13	8	8	...	5	5	10	10500	6.2	2	4	...
36...	33	10	7	7	...	3	3	8	8000	5.5	1
37...	52	20	15	15	...	5	3	2	18	11000	4.9	1	1	...
38...	87	25	11	11	...	14	14	18	10500	5.4	7	68	4.3	...	4	...
39...	113	31	31	31	23	10500	5.7	8	70	4.6	...	3	...
40...	110	37	37	35	2	18	10000	5.1	19	69	3.9	...	1	...
41...	42	13	13	13	9	9000	5.3	4	1	...
42...	70	23	23	23	13	9500	5.5	9	64	4.3	...	4	...
43...	88	28	28	28	22	11500	5.3	5	70	4.6	1	...	2
44...	72	27	22	21	1	5	4	1	19	12000	5.6	8	72	3.5
45...	73	22	17	17	...	5	5	18	11000	5.4	4	1	...
46...	72	20	20	18	2	16	11000	4.9	4	2	...
47...	12	4
49...	50	15	13	13	...	2	2	7	9000	4.3	8	56	4.4	...	2	...
50...	11	3
51...	76	20	20	20	20	13000	4.7	4	...
52...	73	25	25	25	25	14500	4.7	1	...
53...	109	30	30	30	28	17500	5.0	2	1	...
54...	91	25	25	25	24	17500	4.9	1
55...	55	15	15	15	15	22000	5.5
56...	52	14	14	14	13	22000	5.0	1
57...	51	14	14	14	14	18500	5.4	1	...
58...	46	13	13	13	13	24000	5.3	1	...
60...	12	4
61...	12	4
63...	22	6	6	6	5	17500	5.2
64...	13	4
65...	30	7	7	7	6	21000	5.2	1

City Block Characteristics

Table 2.—CHARACTERISTICS OF HOUSING UNITS, BY BLOCKS: 1960—Con.

["Total population" contains no persons in group quarters unless preceded by asterisk; one asterisk (*) denotes less than 10 percent; two asterisks (**), 10 percent or more]

Blocks within block numbering areas	Total population	All housing units by condition and plumbing								Occupied housing units								
		Total	Sound			Deteriorating			Dilapidated	Owner occupied			Renter occupied					
			Total	With all plumbing facilities	Lacking some or all facilities	Total	With all plumbing facilities	Lacking some or all facilities		Total	Average value (dollars)	Average number of rooms	Total	Average contract rent (dollars)	Average number of rooms	Occupied by non-white	1.01 or more persons per room	
								With flush toilet										No flush toilet
66...	20	4	
68...	29	11	10	10	1	8	10500	5.0	3	
69...	44	14	14	14	12	10000	4.8	2	
70...	56	15	15	15	12	10000	5.0	3	1	
71...	52	16	16	16	14	11000	4.9	2	1	
72...	83	22	21	21	1	1	19	12000	4.6	3	
73...	94	27	27	27	19	12000	5.2	8	73	4.8	..	2	
74...	86	27	25	25	2	2	13	12500	5.4	14	74	5.5	..	1	
75...	193	63	52	52	11	11	37	11000	5.2	25	73	4.6	..	5	
76...	16	5	5	5	4	1	
77...	64	21	21	16	5	8	9500	4.6	12	68	3.8	..	2	
78...	32	11	11	10	1	8	10000	5.5	3	
79...	59	21	21	21	16	11000	5.1	5	..	4.6	
80...	40	14	12	12	..	2	2	9	11500	4.6	5	57	4.8	..	1	
81...	54	17	17	15	2	15	12000	5.3	2	
82...	21	9	7	7	..	2	2	8	..	5.5	1	2	
83...	51	18	18	16	2	14	12500	5.3	3	
84...	27	11	11	11	8	12500	5.6	3	1	
85...	23	8	8	8	6	..	5.0	2	
86...	54	16	16	16	15	13000	5.0	1	1	
87...	47	13	13	13	12	12500	4.5	1	2	
88...	88	21	21	20	1	15	10500	5.5	6	..	4.8	..	2	
89...	48	18	18	18	13	11500	5.2	5	65	4.4	
90...	54	16	16	16	12	11000	5.4	4	
91...	51	17	17	17	10	11000	5.5	6	66	3.7	..	2	
92...	55	16	16	16	12	11500	5.3	4	1	
94...	53	15	15	15	14	11500	4.9	1	2	
95...	45	13	13	13	12	12000	5.1	1	
96...	52	14	14	14	10	11500	5.3	4	
97...	39	13	13	13	11	11000	4.7	2	1	
98...	42	12	12	12	10	10500	4.6	2	1	
99...	27	11	11	11	6	..	4.2	5	53	4.8	
100...	*124	29	29	29	29	15000	4.8	5	
101...	62	15	15	15	12	15000	5.4	3	1	
102...	69	15	15	15	14	14500	5.1	4	
103...	65	15	15	15	14	15500	4.6	4	
104...	37	12	12	12	12	16000	5.0	1	
105...	57	15	15	15	15	16500	4.9	1	
106...	38	13	13	13	12	9500	4.6	1	1	
107...	41	13	13	13	10	16500	4.8	3	2	
108...	45	12	12	12	11	18000	4.9	1	2	
109...	60	16	16	16	15	13500	4.7	1	1	
110...	21	9	9	9	8	14500	4.6	1	
111...	43	17	17	17	15	10500	5.0	2	3	
112...	60	20	20	20	17	11000	5.4	2	1	
113...	48	16	16	14	2	10	8500	4.4	6	60	4.0	
114...	36	12	12	12	9	11500	5.9	3	2	
115...	29	9	9	9	7	11500	5.4	2	2	
116...	52	17	14	14	..	3	3	14	12500	4.9	2	1	
117...	53	16	16	16	16	11500	4.9	
118...	44	17	17	17	15	11500	5.1	2	1	
119...	45	14	14	14	13	11000	5.2	1	3	
120...	79	24	24	24	20	11500	4.6	4	1	
121...	45	11	11	11	10	10000	5.7	1	1	
122...	41	11	11	11	7	11500	4.7	4	1	
123...	47	14	14	14	12	11000	5.2	2	1	
124...	47	14	14	14	13	12000	5.1	1	1	
125...	49	14	14	14	13	13000	5.0	1	
126...	46	16	16	14	2	14	12500	5.4	2	1	
127...	62	20	20	20	19	11000	5.2	1	
128...	26	11	11	11	3	8	73	3.0	..	1	
129...	38	12	11	11	..	1	1	8	10500	5.4	4	1	
130...	69	16	16	16	12	12000	6.1	4	3	
131...	1	
133...	**18	45	15	15	13	13500	5.1	2	1	
134...	41	16	15	15	..	1	1	14	11500	4.9	2	
135...	46	16	16	16	15	11000	5.0	1	
136...	54	16	16	16	15	11500	4.7	1	1	
137...	35	15	15	15	14	11500	4.6	
138...	46	15	15	15	14	12500	4.9	1	
139...	38	11	11	11	11	12500	4.6	2	
140...	10	4	4	4	8	11000	4.6	2	1	
142...	20	4	2	
143...	48	16	16	16	15	12500	4.1	1	3	
144...	75	22	22	22	19	13000	4.3	3	4	
145...	80	21	21	21	21	15000	4.7	3	
146...	72	23	23	23	19	15000	4.7	4	1	
147...	67	21	21	21	20	14500	4.6	1	
148...	60	19	19	19	19	15500	4.6	2	
149...	57	18	18	18	13	17000	4.8	5	93	4.0	
150...	31	14	14	14	9	14500	4.7	4	
151...	19	4	
152...	26	11	9	9	..	2	2	7	..	5.0	3	1	
153...	29	8	6	6	..	2	2	6	11500	4.7	2	3	
154...	84	27	27	27	25	12500	4.8	5	78	4.0	..	3	
155...	89	28	28	28	22	15500	4.7	3	
156...	82	26	26	26	23	17500	5.0	3	2	

