

U.S. CENSUS OF HOUSING: 1960

Series HC(3)-20

CITY BLOCKS

Alameda, Calif.

Prepared under the supervision of
WAYNE F. DAUGHERTY, Chief
Housing Division




U.S. DEPARTMENT OF COMMERCE

Luther H. Hodges, *Secretary*

BUREAU OF THE CENSUS

Richard M. Scammon, *Director (From May 1, 1961)*

Robert W. Burgess, *Director (To March 3, 1961)*





BUREAU OF THE CENSUS

RICHARD M. SCAMMON, *Director* (From May 1, 1961)

ROBERT W. BURGESS, *Director* (To March 3, 1961)

A. ROSS ECKLER, *Deputy Director*

HOWARD C. GRIEVES, *Assistant Director*

CONRAD TAEUBER, *Assistant Director*

MORRIS H. HANSEN, *Assistant Director for Statistical Standards*

CHARLES B. LAWRENCE, JR., *Assistant Director for Operations*

WALTER L. KEHRES, *Assistant Director for Administration*

CALVERT L. DEDRICK, *Chief, International Statistical Programs Office*

A. W. VON STRUVE, *Acting Public Information Officer*

Housing Division—

WAYNE F. DAUGHERTY, *Chief*

DANIEL B. RATHBUN, *Assistant Chief*

BEULAH WASHABAUGH, *Special Assistant*

MILTON D. LIEBERMAN, *Chief, Coordination and Research*

Decennial Operations Division—GLENN S. TAYLOR, *Chief*

Electronic Systems Division—ROBERT F. DRURY, *Chief*

Field Division—JEFFERSON D. McPIKE, *Chief*

Geography Division—WILLIAM T. FAY, *Chief*

Population Division—HOWARD G. BRUNSMAN, *Chief*

Statistical Methods Division—JOSEPH STEINBERG, *Chief*

Library of Congress Card Number: A61-9347

SUGGESTED CITATION

U.S. Bureau of the Census. *U.S. Census of Housing: 1960. Vol. III, City Blocks.*
Series HC(3), No. 20.

U.S. Government Printing Office, Washington, D.C., 1961.

For sale by the Superintendent of Documents, U.S. Government Printing Office, Washington 25, D.C.
or any of the Field Offices of the Department of Commerce—Price 20 cents.

PREFACE

This report presents statistics on characteristics of housing units by city blocks, based on data from the Census of Housing taken as of April 1, 1960. A report is published for each city or urban place with 50,000 inhabitants or more prior to and at the time of the 1960 Census, and for a number of smaller localities which arranged for block statistics. Data were tabulated for approximately 750,000 blocks in 467 cities and localities and are published in a series of 421 reports, which constitute Volume III.

Authorization for the 1960 Census of Housing was provided in the Act of Congress of August 31, 1954 (amended August 1957), which codified Title 13, United States Code. The law provides for a decennial census of housing, including utilities and equipment, to be taken in each of the 50 States, the District of Columbia, the Virgin Islands, Guam, and the Commonwealth of Puerto Rico.

The census program was designed in consultation with advisory committees and individuals to achieve a census having optimum value to users of housing statistics. The Housing Advisory Committee was organized by the Director of the Bureau of the Census and was made up of persons in private industry, universities, and local governments. It advised on various aspects of the housing census programs except the technical phases of the Residential Finance program for which the Technical Advisory Committee on Residential Finance was organized. A Federal Agency Population and Housing Census Council, organized by the Bureau of the Budget and made up of persons in Federal agencies, also advised on the basic programs. A joint staff committee, set up by the Administrator of the Housing and Home Finance Agency and the Director of the Bureau of the Census, concentrated on planning aspects of particular interest to the housing agencies. In addition to the committees, working groups of specialists in housing subjects assisted the Census Bureau staff in the evaluation and improvement of housing concepts. A number of other committees, groups, and individuals also made contributions to the planning of the housing census.

ACKNOWLEDGMENTS

A large number of persons participated in the various activities of the 1960 Census of Housing. Specific responsibilities were exercised especially by persons in the Housing, Decennial Operations, Field, and Geography Divisions. Staff members of the Housing Division who made important contributions to this report include Wayne F. Daugherty and Frank S. Kristof in developing the content of the tables; Milton D. Lieberman and Nathan Krevor in coordinating the operational aspects of the report, developing table design, and negotiating contracts with local governments; and Beulah Washabaugh in organizing the format of the report and preparing the textual materials. Important contributions were also made by Robert Hagan of the Geography Division in assigning block numbers and preparing the maps; George W. Morris of the Geography Division in developing the designs of the maps; Morton A. Meyer, Richard A. Hornseth, and Denver K. Ingram of the Decennial Operations Division in directing the processing and tabulation of the data; and Robert H. Brooks of the Administrative Service Division in arranging for the printing of the report.

August 1961.

III

PUBLICATION PROGRAM OF THE 1960 CENSUS OF HOUSING

Results of the 1960 Census of Housing are published in six housing volumes as described below. A seventh volume containing the census tract reports is a joint publication with data from the 1960 Census of Population. A series of special reports for local housing authorities constitutes the remainder of the final reports. The source of the data is the April 1960 enumeration, except for Volumes IV and V which are based largely on the enumeration of units in a sample of land area segments, started in late 1959 and extended into 1960. Prior to the final reports, several series of preliminary and advance reports were issued. Some unpublished statistics can be obtained for the cost of preparing a copy and certain special tabulations can be prepared, on a reimbursable basis, on request to the Chief, Housing Division, Bureau of the Census, Washington 25, D.C.

Volume I (Series HC(1) reports). States and Small Areas. Information about all subjects covered in the April 1960 enumeration, with a separate report for the United States by regions and geographic divisions, each of the 50 States and the District of Columbia, Puerto Rico, Guam, and the Virgin Islands of the United States. In the State reports, information is shown for the State as a whole and for each standard metropolitan statistical area, urbanized area, urban place, rural place of 1,000 inhabitants or more, county, and the rural farm and rural nonfarm portion of the county. The volume covers occupancy characteristics such as tenure, vacancy status, color, number of persons; structural characteristics such as rooms, year built, and condition of unit; equipment and facilities including water supply, toilet and bathing facilities, heating equipment, air conditioning, television, clothes washing machine, and the like; financial characteristics including value and rent.

Volume II (Series HC(2) reports). Metropolitan Housing. Cross tabulations of housing and household characteristics, with a separate report for the United States by geographic divisions, and for each of the 196 standard metropolitan statistical areas with 100,000 inhabitants or more in the United States and Puerto Rico. Separate statistics for each city of 100,000 inhabitants or more are included in the metropolitan area report.

Volume III (Series HC(3) reports). City Blocks. Separate reports for cities and urban places with 50,000 inhabitants or more prior to and at the time of the 1960 Census, and for a number of smaller localities which arranged for block statistics. Data for a limited number of characteristics are presented by blocks. Statistics for 487 cities and localities in the United States and Puerto Rico are published in 421 separate reports.

Volume IV (Series HC(4) reports). Components of Inventory Change. Information on the source of the 1959 inventory and the disposition of the 1950 and 1956 inventories. Data are provided for components of change such as new construction, conversion, merger, demolition, other additions and other losses. Part 1 of the volume contains the 1950 to 1959 comparison, with a separate report for the United States by regions, and each of 17 selected standard metropolitan statistical areas. Part 2 contains the 1956 to 1959 comparison, with a separate report for the United States by regions, and each of 9 selected standard metropolitan statistical areas.

Volume V (Series HC(5) reports). Residential Finance. Information on financing of residential property, including characteristics of mortgages, properties, and homeowners. Part 1 of the volume is a report on homeowner properties for the United States by regions, and each of 17 selected standard metropolitan statistical areas. Part 2 is a report on rental and vacant properties for the United States by regions.

Volume VI. Rural Housing. Cross tabulations of housing and household characteristics for the 121 economic subregions of the United States, for rural farm and rural nonfarm housing units.

Series PHC(1) reports). Census Tracts. Separate reports for 180 tracted areas in the United States and Puerto Rico. The reports contain information, by census tracts, on both housing and population subjects. (This series is the same as the tract reports included in the publication program for the 1960 Census of Population.)

Series HC(S1). Special Reports for Local Housing Authorities. Separate reports for 139 localities in the United States. The program was requested by, and planned in cooperation with, the Public Housing Administration. The reports contain data on both owner and renter occupied housing units defined as substandard by Public Housing Administration criteria, with emphasis on gross rent, size of family, and income of renter families.

CONTENTS

INTRODUCTION

	Page		Page
General.....	VIII	Definitions and explanations—Continued	
Content.....	VIII	Color.....	X
Description of tables.....	VIII	Persons per room.....	X
Maps and block identification.....	VIII	Average number of rooms.....	X
Comparability with the 1950 Census of Housing.....	VIII	Average value.....	XI
Housing data from other censuses.....	IX	Average contract rent.....	XI
Availability of unpublished data.....	IX	Collection and processing of data.....	XI
Definitions and explanations.....	IX	Collection of data.....	XI
Interpretation of definitions.....	IX	Electronic processing.....	XI
Total population.....	IX	Editing.....	XI
Living quarters.....	IX	Block number edit.....	XI
Condition and plumbing.....	X	Accuracy of the data.....	XII
Condition.....	X	Illustrative examples of forms.....	XIII
Plumbing.....	X	Portion of FOSDIC enumeration schedule	
Occupied housing unit.....	X	(Form 60 PH-2).....	XIII
Tenure.....	X	Advance Census Report Form.....	XIV

TABLES

	Page
Table 1.—Characteristics of housing units, for the city: 1960.....	1
Table 2.—Characteristics of housing units, by blocks: 1960.....	1

Map is enclosed identifying the blocks in the place or locality covered in this report.

City Block Reports

- Report number**
- Alabama**
1. Bessemer
 2. Birmingham
 3. Gadsden
 4. Huntsville
 5. Mobile
 6. Montgomery
 7. Tuscaloosa

- Alaska**
8. Anchorage
 9. Fairbanks

- Arizona**
10. Phoenix
 11. Tucson
 12. Yuma

- Arkansas**
13. Dumas
 14. Fort Smith
 15. Little Rock
 16. Newport
 17. North Little Rock
 18. Rogers
 19. Van Buren

- California**
20. Alameda
 21. Alhambra
 22. Anaheim
 23. Bakersfield
 24. Barstow
 25. Bellflower
 26. Berkeley
 27. Burbank
 28. Carmel-by-the-Sea
 29. Compton
 30. Coronado
 31. Downey
 32. El Cerrito
 33. Fremont
 34. Fresno
 35. Fullerton
 36. Garden Grove
 37. Glendale
 38. Hayward
 39. Hermosa Beach
 40. Inglewood
 41. Laguna Beach
 42. La Habra
 43. Lakewood
 44. Livermore
 45. Long Beach
 46. Los Angeles
 47. Martinez
 48. Modesto
 49. Montebello
 50. Monterey
 51. Newport Beach
 52. Norwalk
 53. Oakland
 54. Oxnard
 55. Palm Springs
 56. Pasadena
 57. Petaluma
 58. Pomona
 59. Redondo Beach

- Report number**
- California—Continued**
60. Redwood City
 61. Richmond
 62. Riverside
 63. Sacramento
 64. Salinas
 65. San Bernardino
 66. San Diego
 67. San Francisco
 68. San Jose
 69. San Leandro
 70. San Mateo
 71. San Pablo
 72. Santa Ana
 73. Santa Barbara
 74. Santa Clara County—Selected places and census tracts

- Campbell**
- Los Altos**
- Milpitas**
- Mountain View**
- Palo Alto**
- Santa Clara**
- Sunnyvale**

75. Santa Cruz
76. Santa Fe Springs
77. Santa Monica
78. Santa Paula
79. Santa Rosa
80. South Gate
81. Stockton
82. Torrance
83. Vallejo
84. Walnut Creek
85. Watsonville
86. Yuba City

Colorado

87. Aurora
88. Boulder
89. Colorado Springs
90. Denver
91. Englewood
92. Pueblo

Connecticut

93. Ansonia
94. Bridgeport
95. Greenwich town
96. Hartford
97. New Britain
98. New Canaan town—Urban part
99. New Haven
100. Norwalk
101. Stamford
102. Waterbury
103. West Hartford town

Delaware

104. Wilmington

District of Columbia

105. Washington

Florida

106. Daytona Beach
107. Fort Lauderdale
108. Hollywood

- Report number**
- Florida—Continued**
109. Jacksonville
 110. Lakeland
 111. Miami
 112. Miami Beach
 113. Orlando
 114. Pensacola
 115. St. Petersburg
 116. Tampa
 117. West Palm Beach

Georgia

118. Atlanta
119. Augusta
120. Columbus
121. East Point
122. Macon
123. Port Wentworth
124. Savannah

Hawaii

125. Hilo
126. Honolulu
127. Lahaina
128. Wailuku

Idaho

129. Pocatello

Illinois

130. Aurora
131. Berwyn
132. Centreville
133. Chicago
134. Cicero
135. Decatur
136. East St. Louis
137. Elgin
138. Evanston
139. Hinsdale
140. Joliet
141. Moline
142. Oak Park
143. Peoria
144. Rockford
145. Rock Island
146. Skokie
147. Springfield

Indiana

148. Anderson
149. East Chicago
150. Evansville
151. Fort Wayne
152. Gary
153. Hammond
154. Indianapolis
155. Muncie
156. South Bend
157. Terre Haute

Iowa

158. Cedar Rapids
159. Davenport
160. Des Moines
161. Dubuque
162. Ottumwa
163. Sioux City
164. Waterloo

- Report number**
- Kansas**
165. Atchison
 166. Kansas City
 167. Topeka
 168. Wichita

Kentucky

169. Covington
170. Lexington
171. Louisville

Louisiana

172. Baton Rouge
173. Monroe
174. New Orleans
175. Shreveport

Maine

170. Portland

Maryland

177. Annapolis
178. Baltimore
179. Hagerstown

Massachusetts

180. Boston
181. Brockton
182. Brookline town
183. Cambridge
184. Fall River
185. Fitchburg
186. Holyoke
187. Lawrence
188. Lowell
180. Lynn
190. Malden
191. Medford
192. New Bedford
193. Newton
194. Pittsfield
195. Quincy
196. Somerville
197. Springfield
198. Worcester

Michigan

190. Adrian
200. Ann Arbor
201. Battle Creek
202. Bay City
203. Dearborn
204. Detroit
205. Flint
206. Grand Rapids
207. Harper Woods
208. Highland Park
209. Inkster
210. Jackson
211. Kalamazoo
212. Lansing
213. Monroe
214. Muskegon
215. Plymouth
216. Pontiac
217. Royal Oak
218. St. Clair Shores
219. Saginaw
220. Troy
221. Wayne

Report number	Report number	Report number	Report number
Minnesota			
222. Duluth	New York—Continued		
223. Hastings	276. New York City—Queens Borough	Pennsylvania—Continued	
224. Minneapolis	277. New York City—Richmond Borough	340. Johnstown	Tennessee
225. St. Paul	278. Niagara Falls	341. Lancaster	366. Chattanooga
226. South St. Paul	279. Patchogue	342. McKeesport and selected places in Allegheny County	367. Knoxville
Mississippi			
227. Jackson	280. Port Jervis	Aspinwall	368. Memphis
Missouri			
228. Ferguson	281. Rochester	Brackenridge	369. Morristown
229. Independence	282. Rockville Centre	Braddock	370. Nashville and selected census tracts in Davidson County
230. Kansas City	283. Rome	Braddock Hills	Texas
231. St. Joseph	284. Rye	Bridgeville	371. Abilene
232. St. Louis	285. Schenectady	Carnegie	372. Amarillo
233. Springfield	286. Southampton	Chalfant	373. Austin
234. University City	287. Syracuse	Clairton	374. Beaumont
Montana			
235. Great Falls	288. Troy	Coraopolis	375. Corpus Christi
Nebraska			
236. Lincoln	289. Utica	Duquesne	376. Crystal City
237. Omaha	290. White Plains	East Pittsburgh	377. Dallas
Nevada			
238. Las Vegas	291. Yonkers	Edgewood	378. El Paso
New Hampshire			
239. Manchester	North Carolina		
New Jersey			
240. Atlantic City	292. Asheville	Etna	379. Fort Worth
241. Bayonne	293. Charlotte	Glassport	380. Galveston
242. Camden	294. Durham	Heidelberg	381. Houston
243. Clifton	295. Fayetteville	Homestead	382. Irving
244. East Orange	296. Greensboro	Ingram	383. Laredo
245. Edison township	297. High Point	Leetsdale	384. Lubbock
246. Elizabeth	298. Lexington	McKees Rocks	385. Midland
247. Englewood	299. Raleigh	Millvale	386. Odessa
248. Irvington	300. Salisbury	Mount Oliver	387. Port Arthur
249. Jersey City	301. Statesville	Munhall	388. San Angelo
250. Kearny	302. Washington	North Braddock	389. San Antonio
251. Montclair	303. Wilmington	Pitcairn	390. Snyder
252. Newark	304. Winston-Salem	Port Vue	391. Waco
253. North Arlington	Ohio		
254. Passaic	305. Akron	Rankin	392. Wichita Falls
255. Paterson	306. Canton	Scott township—Tract 130	Utah
256. Trenton	307. Chillicothe	Sharpsburg	393. Ogden
257. Union City	308. Cincinnati	Springdale	394. Salt Lake City
New Mexico			
258. Albuquerque	309. Cleveland	Stowe township	Virginia
259. Las Cruces	310. Cleveland Heights	Swissvale	395. Alexandria
New York			
260. Albany	311. Columbus	Tarentum	396. Arlington County
261. Binghamton	312. Dayton	Turtle Creek	397. Hampton
262. Buffalo	313. Hamilton	Verona	398. Harrisonburg
263. Ellenville	314. Kettering	Versailles	399. Lynchburg
264. Farmingdale	315. Lakewood	Wall	400. Newport News
265. Floral Park	316. Lima	West Elizabeth	401. Norfolk
266. Glen Cove	317. Lorain	West Homestead	402. Portsmouth
267. Ithaca	318. Springfield	Whitaker	403. Richmond
268. Lindenhurst	319. Steubenville	Wilkinsburg	404. Roanoke
269. Mineola	320. Toledo	Wilmerding	Washington
270. Mount Vernon	321. Warren	343. Meadville	405. Seattle
271. Newburgh	322. Wooster	344. Philadelphia	406. Spokane
272. New Rochelle	323. Wyoming	345. Pittsburgh	407. Tacoma
273. New York City—Bronx Borough	324. Youngstown	346. Pottstown	408. Yakima
274. New York City—Brooklyn Borough	325. Zanesville	347. Reading	West Virginia
275. New York City—Manhattan Borough	Oklahoma		
Oregon			
326. Oklahoma City	328. Empire	348. Scranton	409. Charleston
327. Tulsa	329. Eugene	349. Upper Darby township	410. Huntington
Pennsylvania			
333. Allentown	330. Medford	350. Washington	411. Wheeling
334. Altoona	331. Pendleton	351. Wilkes-Barre	Wisconsin
335. Bethlehem	332. Portland	352. York	412. Fond du Lac
336. Bristol township	Rhode Island		
337. Chester	353. Cranston	353. Cranston	413. Green Bay
338. Erie	354. East Providence	354. East Providence	414. Kenosha
339. Harrisburg	355. Newport	355. Newport	415. Madison
South Carolina			
360. Cayce	356. Pawtucket	356. Pawtucket	416. Manitowoc
361. Charleston	357. Providence	357. Providence	417. Milwaukee
362. Columbia	358. Warwick	358. Warwick	418. Racine
363. Greenville	359. Woonsocket	359. Woonsocket	Puerto Rico
364. Spartanburg	South Dakota		
South Dakota			
365. Sioux Falls	419. San Juan		
Tennessee			
366. Chattanooga	420. Ponce		
367. Knoxville	421. Mayagüez		
368. Memphis			
369. Morristown			
370. Nashville and selected census tracts in Davidson County			
Texas			
371. Abilene			
372. Amarillo			
373. Austin			
374. Beaumont			
375. Corpus Christi			
376. Crystal City			
377. Dallas			
378. El Paso			
379. Fort Worth			
380. Galveston			
381. Houston			
382. Irving			
383. Laredo			
384. Lubbock			
385. Midland			
386. Odessa			
387. Port Arthur			
388. San Angelo			
389. San Antonio			
390. Snyder			
391. Waco			
392. Wichita Falls			
Utah			
393. Ogden			
394. Salt Lake City			
Virginia			
395. Alexandria			
396. Arlington County			
397. Hampton			
398. Harrisonburg			
399. Lynchburg			
400. Newport News			
401. Norfolk			
402. Portsmouth			
403. Richmond			
404. Roanoke			
Washington			
405. Seattle			
406. Spokane			
407. Tacoma			
408. Yakima			
West Virginia			
409. Charleston			
410. Huntington			
411. Wheeling			
Wisconsin			
412. Fond du Lac			
413. Green Bay			
414. Kenosha			
415. Madison			
416. Manitowoc			
417. Milwaukee			
418. Racine			
Puerto Rico			
419. San Juan			
420. Ponce			
421. Mayagüez			

City Blocks

GENERAL

Content.—This report presents statistics, by city blocks, on characteristics enumerated in the Census of Housing, taken as of April 1, 1960. The housing unit is the reporting unit for this report.

Statistics by blocks are published for each city or urban place which had a population of 50,000 or more in 1950 or in an interim census prior to 1960, and also had a population of 50,000 or more in 1960. In addition, a number of localities were included in the city block program through an agreement whereby the local government furnished satisfactory block maps and paid the Bureau of the Census for the incremental cost of collecting and publishing the information. Reports differing only in details are issued for the cities in Puerto Rico.

The information presented in this report represents a modification of the block statistics programs of the 1950 and 1940 Censuses of Housing. The 1960 program provides the following information for each block: Total population, the number of housing units classified by condition and plumbing, tenure of occupied units, average value and average number of rooms for owner occupied units, average contract rent and average number of rooms for renter occupied units, number of units occupied by nonwhites, and number of units with 1.01 or more persons per room. All of the items were enumerated and tabulated on a 100-percent basis for the statistics in this report.

The 1960 Census contained several innovations. One of them was the use of an advance census report form which was sent to each household in the United States, with the request that the household members themselves complete it prior to the enumerator's visit. Another innovation was the extensive use of the electronic computer and related equipment to process the data and produce the final tables. These innovations were designed primarily to improve the quality of the data and to permit early publication; at the same time, they have introduced an element of difference between the 1960 statistics and those of earlier censuses.

Changes were made also in the definitions of some of the major concepts. They were made in order to improve the usefulness of the data although it was recognized that comparability with previous censuses would be affected. Innovations and changes are discussed in later sections of this report and in more detail in the United States Summary, Volume I of the Housing Reports.

Description of tables.—This report contains two tables: Table 1 summarizes the statistics for the city, urban place, or locality as specified in the table; table 2 contains the statistics for individual blocks, as well as totals by tract or block numbering area where appropriate.

To avoid disclosure of information for individual units, some of the data were suppressed in table 2. Specifically, if there were four or fewer total housing units in the block, the items suppressed were condition and plumbing, total owner occupied, total renter occupied, occupied by nonwhite, and 1.01 or more persons per room. If there were four or fewer owner or renter occupied units, average number of rooms for the respective tenure group was suppressed. Similarly, average value and average rent were

suppressed if there were four or fewer units of the type for which value and rent were tabulated. All units, however, are included in the totals for the city or locality and in the totals for the census tract or block numbering area. Leaders (---) in a data column in table 2 indicate that either there were no housing units in the category or that the data were suppressed.

Block identification, total population, and total housing units are shown in table 2 for every block that contained living quarters. For some blocks, the table shows total population but no housing units because all the people lived in group quarters; while for other blocks, the table shows housing units but no population because all the units were vacant. Blocks with no living quarters are shown on the map but do not appear in table 2.

Maps and block identification.—The map included in this report identifies the boundaries of the city, urban place, or locality for which the block statistics are provided. The map also identifies the location and number of each block and, where appropriate, the boundary and number of each census tract or block numbering area. The total number of blocks identified on the map, including blocks with no living quarters, is given in the note following table 1.

A block is usually a well-defined rectangular piece of land bounded by streets or roads. However, it may be irregular in shape or bounded by railroad tracks, streams, or other features. The block is the specific numbered area as shown on the map.

Census tracts are small areas into which large cities and metropolitan areas have been divided for statistical purposes. Tract boundaries were established cooperatively by a local committee and the Bureau of the Census, and were generally designed to achieve some uniformity of population characteristics, economic status, and living conditions. Initially, the average tract had about 4,000 residents. Tract boundaries were established with the intention of being maintained over a long time so that comparisons may be made from census to census. If tract boundaries extend beyond the area included in this report, statistics are shown for that portion of the tract inside the area.

In untraced places, block numbering areas are generally used. Block numbering areas are established by arbitrarily dividing the city along major streets, railroads, or other physical boundaries to facilitate numbering the blocks in groups of fewer than 1,000. The boundaries of block numbering areas have no statistical significance but are merely for convenience in mapping and tabulating.

In numbering the blocks, a separate series was used for each census tract or block numbering area. Thus, the location of each block for which data are presented in table 2 is determined by referring both to the block number and the census tract or block area number.

In smaller localities where there were neither census tracts nor block numbering areas, the blocks were numbered in one series within the locality as a whole.

In some cases, a city or other political boundary divides a block. The data shown are for that part of the block represented by the land area as bounded and numbered on the block map.

Comparability with the 1950 Census of Housing.—In the 1950 Census of Housing, reports entitled "Block Statistics" were issued for the 209 cities which, in 1940 or in an interim census

prior to 1950, had a population of 50,000 or more. The program was restricted to cities in conterminous United States, that is, the United States exclusive of Alaska and Hawaii.

The 1960 block program reflects changes and additions of items compared with the 1950 program, although the subjects covered in both programs are substantially similar. The changes that were made reflect the needs expressed by users of block data. For example, categories on condition and plumbing were expanded considerably to conform with needs for data to plan urban renewal programs. Total population and average number of rooms have been added, and the category 1.01 or more persons per room has been substituted for 1.51 or more. Two categories of vacant units, which were included in the 1950 report, are not shown in 1960.

Below is a list of the 1960 items published by blocks and the equivalent or comparable 1950 items (table 2 in the 1960 report and table 3 in the 1950 report). As noted previously, changes in categories, concepts, and procedures may affect comparisons between the 1960 and 1950 statistics.

1960 item	1950 equivalent or comparable items
Block identification	Block identification
Total population	-----
Total housing units	Total dwelling units
Sound	
With all plumbing facilities	Number reporting condition and plumbing facilities
Lacking some or all facilities	
Deteriorating	No private bath or dilapidated
With all plumbing facilities	
Lacking some or all facilities, with flush toilet	
Lacking some or all facilities, no flush toilet	No running water or dilapidated
Dilapidated	
Owner occupied	Owner occupied
Average value	Average value (owner occupied and vacant available for sale)
Average number of rooms	-----
Renter occupied	Renter occupied
Average contract rent	Average monthly rent (renter occupied and vacant available for rent)
Average number of rooms	-----
Occupied by nonwhite	Occupied by nonwhite
1.01 or more persons per room	1.51 or more persons per room

Wherever possible, the block numbers in 1960 remained the same as in 1950 for blocks whose boundaries did not change. However, changes in block numbers and the assignment of new numbers have been necessary for blocks which have been divided or newly created since the 1950 Census, for blocks in tracts which have had their boundaries changed, and for blocks in places or areas newly tracted in 1960.

Housing data from other censuses.—The 1940 Census of Housing was the first to provide housing statistics by blocks. Reports entitled "Block Statistics" were issued as supplements to the first series of housing bulletins. These supplements consisted of separate reports for each of the 191 cities in conterminous United States which had 50,000 inhabitants or more in 1930.

Availability of unpublished data.—There are no unpublished data from the 1960 Census for blocks. All the information that was tabulated is included in this report. However, some unpublished data are available on request for other small areas such as enumeration districts, census tracts, and minor civil divisions.

DEFINITIONS AND EXPLANATIONS

Interpretation of definitions.—Some of the definitions used in 1960 differ from those used in 1950, as indicated below. These changes were made after consultation with users of census data in order to improve the statistics even though it was recognized that comparability would be affected.

The definitions and explanations should be interpreted in the context of the 1960 Census, which employed a combination of self-enumeration, direct interview, and enumerator observation. Some of the information that was required for delineation of

housing units was obtained by the enumerator as part of the procedure to secure complete coverage of all living quarters. Further, condition of a unit was always determined by enumerator observation. The remaining items were completed by self-enumeration, or by direct interview when the household member did not complete the form. For items on the self-enumeration form (the Advance Census Report), the respondent had the explanations and instructions printed on the form.

The definitions below are consistent with the instructions given to the enumerator for items he was to complete himself and for all items which were not completed by the respondent on the self-enumeration form. As in all surveys, there were some failures to execute the instructions exactly. Through the forms distributed to households, the respondents' attention was drawn to some of the explanations of the questions more uniformly than might have been the case in direct interviews. Nevertheless, it was not feasible to give the full instructions to the respondents, and some of their errors have undoubtedly gone undetected.

Total population.—The total population is the count of all persons living in the block. When the population includes persons living in group quarters, the figure is preceded by one asterisk if the proportion in group quarters is less than 10 percent of the total population, and by two asterisks if the proportion is 10 percent or more. If the total population includes persons in group quarters, the count cannot be used in the computation of the average number of persons in occupied housing units.

For places for which the total population includes crews of vessels, the population obtained as the sum of the counts by blocks is less than the total population shown in other census reports. Crews of vessels were not allocated to blocks and, therefore, were excluded from the block tabulations.

Living quarters.—Living quarters were divided into housing units and group quarters. The classification of occupied living quarters as housing units or group quarters was based on information supplied by household members on the Advance Census Report and questions asked by the enumerator where necessary. Delineation of vacant quarters was based partly on the enumerator's observation and partly on information obtained from landlords and neighbors.

A house, an apartment or other group of rooms, or a single room is regarded as a *housing unit* when it is occupied or intended for occupancy as separate living quarters, that is, when the occupants do not live and eat with any other persons in the structure and when there is either (1) direct access from the outside or through a common hall or (2) a kitchen or cooking equipment for the exclusive use of the occupants.

Quarters in which the occupants do not have separate living arrangements are classified as *group quarters*. They are located most frequently in institutions, hospitals, nurses' homes, rooming and boarding houses, military and other types of barracks, college dormitories, fraternity and sorority houses, convents, and monasteries. Group quarters are also located in a house or apartment in which the living quarters are shared by the person in charge and five or more persons unrelated to him. Group quarters are not included in the housing inventory, although the count of persons living in them is included in the total population in table 2.

The inventory of housing units includes vacant as well as occupied units. Newly constructed vacant units were included in the inventory if construction had reached the point that all the exterior windows and doors were installed and the final usable floors were in place. Dilapidated vacant units were included provided they were still usable as living quarters; they were excluded if they were in the process of being demolished or if there was positive evidence that they were to be demolished.

Trailers, tents, boats, and railroad cars were included in the housing inventory if they were occupied as housing units. They

were excluded if they were vacant, used only for extra sleeping space or vacations, or used only for business.

In 1950, the unit of enumeration was the dwelling unit. Although the definition of the housing unit in 1960 is essentially similar to that of the dwelling unit in 1950, the housing unit definition was designed to encompass all private living quarters, whereas the dwelling unit definition did not completely cover all private living accommodations. The main difference between housing units and dwelling units is as follows: In 1960, *separate* living quarters consisting of one room with direct access but without separate cooking equipment qualify as a housing unit whether in an apartment house, rooming house, or house converted to apartment use; in hotels, a single room qualifies as a housing unit if occupied by a person whose usual residence is the hotel or a person who has no usual residence elsewhere. In 1950, a one-room unit without cooking equipment qualified as a dwelling unit only when located in a regular apartment house or when the room constituted the only living quarters in the structure.

The evidence so far available suggests that using the housing unit concept in 1960 instead of the dwelling unit concept as in 1950 had relatively little effect on the counts for large areas and for the Nation. Any effect which the change in concept may have on comparability can be expected to be greatest in statistics for blocks and census tracts. Living quarters classified as housing units in 1960 but which would not have been classified as dwelling units in 1950 tend to be clustered in neighborhoods where many persons live alone in single rooms in hotels, rooming houses, and other light housekeeping quarters. In such areas, the 1960 housing unit count for an individual block may be higher than the 1950 dwelling unit count even though no units were added by new construction or conversion.

Condition and plumbing.—Data are presented on condition and plumbing facilities in combination. The categories represent various levels of housing quality. To measure condition, the enumerator classified each housing unit in one of three categories: Sound, deteriorating, or dilapidated. Plumbing facilities were measured in terms of water supply, toilet and bathing facilities.

Condition.—The enumerator determined the condition of the housing unit by observation, on the basis of specified criteria. Nevertheless, the application of these criteria involved some judgment on the part of the individual enumerator. The training program for enumerators was designed to minimize differences in judgment.

Sound housing is defined as that which has no defects, or only slight defects which are normally corrected during the course of regular maintenance. Examples of slight defects include: lack of paint; slight damage to porch or steps; small cracks in walls, plaster, or chimney; broken gutters or downspouts; slight wear on floors or doorsills.

Deteriorating housing needs more repair than would be provided in the course of regular maintenance. It has one or more defects of an intermediate nature that must be corrected if the unit is to continue to provide safe and adequate shelter. Examples of intermediate defects include: shaky or unsafe porch or steps; holes, open cracks, or missing materials over a small area of the floors, walls, or roof; rotted window sills or frames; deep wear on stairs, floors, or doorsills; broken or loose stair treads or missing balusters. Such defects are signs of neglect which lead to serious structural deterioration or damage if not corrected.

Dilapidated housing does not provide safe and adequate shelter. It has one or more critical defects; or has a combination of intermediate defects in sufficient number to require extensive repair or rebuilding; or is of inadequate original construction. Critical defects result from continued neglect or indicate serious damage to the structure. Examples of critical defects include: holes, open cracks or missing materials over a large area of the floors, walls, roof, or other parts of the structure; sagging floors, walls, or roof; damage by storm or fire. Inadequate original construction includes structures built of makeshift materials and inadequately converted cellars, sheds, or garages not originally intended as living quarters.

In 1950, the enumerator classified each unit in one of two categories, not dilapidated or dilapidated, as compared with the

three categories of sound, deteriorating, and dilapidated in 1960. Although the definition of "dilapidated" was the same in 1960 as in 1950, it is possible that the change in the categories introduced an element of difference between the 1960 and 1950 statistics.

Plumbing.—The category "With all plumbing facilities" consists of units which have hot and cold piped water inside the structure, and flush toilet and bathtub (or shower) inside the structure for the exclusive use of the occupants of the unit. Equipment is for exclusive use when it is used only by the persons in the one housing unit, including any lodgers living in the unit.

The category "Lacking some or all facilities" consists of units which do not have all the plumbing facilities specified above. Units without hot water, toilet, or bathtub (or shower) are included in this category. Also included are units whose occupants share toilet or bathing facilities with the occupants of another housing unit.

The category "Lacking some or all facilities—with flush toilet" consists of units which do not have all plumbing facilities but do have a flush toilet inside the structure. The toilet may be for the exclusive use of the occupants of the unit or shared with the occupants of another housing unit.

The category "Lacking some or all facilities—no flush toilet" consists of units for which there is no flush toilet available in the structure. These units may lack other plumbing facilities also.

The categories of plumbing facilities presented in the 1960 report are not comparable with those in the 1950 report. The 1950 category "No running water or dilapidated" consisted of units that were either dilapidated or lacked running water inside the structure. The category "No private bath or dilapidated" consisted of all the units in the above category plus those units that had running water but lacked a flush toilet or bathtub (or shower) inside the structure for the exclusive use of the occupants.

Occupied housing unit.—A housing unit is occupied if it was the usual place of residence for the person or group of persons living in it at the time of enumeration. Included are units whose occupants were only temporarily absent (for example, on vacation) and units whose occupants had no usual place of residence elsewhere.

A count of unoccupied units may be computed by subtracting the sum of "owner occupied" and "renter occupied" units from total housing units. The count thus obtained, however, may not be a count of vacant units on the market. It includes all types of vacant units—those available for sale or rent as well as dilapidated units, seasonal units, and units held off the market for various reasons.

Tenure.—A housing unit is "owner occupied" if the owner or co-owner lived in the unit, even if it was mortgaged or not fully paid for. All other occupied units are classified as "renter occupied," whether or not cash rent was paid. For example, units occupied in exchange for services rendered are included in the "renter occupied" category, along with units for which a cash payment was made.

Color.—Occupied housing units are classified by the color of the head of the household. The color group designated as "non-white" consists of such races as the Negro, American Indian, Japanese, Chinese, Filipino, Korean, Asian Indian, and Malayan races. Persons of Mexican birth or ancestry who are not definitely of Indian or other nonwhite race are classified as white.

Persons per room.—The number of persons per room was computed for each occupied housing unit by dividing the number of persons by the number of rooms in the unit. The category "1.01 or more persons per room" indicates an average of more than one person to a room.

All persons enumerated in the Census of Population as members of the household were counted in determining the number of persons who occupied the housing unit, including any lodgers, foster children, wards, and resident employees who shared the living quarters of the household head.

Average number of rooms.—The number of rooms includes whole rooms used for living purposes, such as living rooms, dining

rooms, bedrooms, kitchens, finished attic or basement rooms, recreation rooms, lodgers' rooms, and rooms used for offices by a person living in the unit. Not counted as rooms are bathrooms; halls, foyers, or vestibules; closets; alcoves; pantries; strip or pullman kitchens; laundry or furnace rooms; unfinished attics, basements, and other space used for storage; porches, unless they had been permanently enclosed and were suitable for year-round use; and offices used only by persons not living in the unit. A partially divided room, such as a dinette next to a kitchen or living room, was to be counted as a separate room if there was a partition from floor to ceiling, but not if the partition consisted only of shelves or cabinets.

The average number of rooms (arithmetic mean) was computed by dividing the sum of the rooms for each tenure group by the number of owner or renter occupied units, respectively. The tabulation form contained a terminal category of "10 or more" rooms. For purposes of the computation, the terminal category was given a mean value of 11. As a result, 11 rooms is the arbitrary maximum average which could be obtained for any block.

Average value.—Value is the respondent's estimate of how much the property would sell for on today's market (April 1960). Value data are restricted to owner occupied units having only one housing unit in the property and no business. Trailers and units in multiunit structures were excluded from the tabulations.

The average value (arithmetic mean) was computed by dividing the sum of the values by the number of owner occupied units for which value is shown. Value was reported in class intervals, the lowest and highest intervals being "Less than \$5,000" and "\$35,000 or more," respectively. For purposes of the computation, the midpoints of the intervals were used except that a mean of \$8,500 was assigned for values less than \$5,000 and a mean of \$42,000 was assigned for values of \$35,000 or more. As a result, \$8,500 is the arbitrary minimum and \$42,000 is the arbitrary maximum average which could be obtained for any block.

In the computation, average values of less than \$20,000 were rounded downward to the nearest \$500 while average values of \$20,000 or more were rounded downward to the nearest \$1,000. Thus, an average of \$12,700 is shown as \$12,500 while an average of \$28,800 is shown as \$28,000.

In 1950, average value was not computed for owner occupied units separately but was shown in combination with vacant units available for sale. Further, value was tabulated to the nearest hundred dollars in 1950 and so used in the computation.

Average contract rent.—Contract rent is the rent agreed upon, regardless of any furnishings, utilities, or services that may be included. The average contract rent (arithmetic mean) was computed by dividing the sum of the rental amounts by the number of renter occupied units for which cash rent was paid; units for which no cash rent was paid were excluded from the computation. In 1950, average rent was not computed for renter occupied units separately but was shown in combination with vacant units available for rent.

COLLECTION AND PROCESSING OF DATA

Collection of data.—Two basic enumeration forms were used to collect the information for the subjects published for blocks. They were the Advance Census Report and a FOSDIO schedule.

An Advance Census Report was delivered by the Post Office Department, several days before the census date, to each household on postal delivery routes. This form contained questions which were to be answered for every housing unit. They were questions which the household members themselves could answer. Household members were requested to fill the Advance Census Report and have it ready for the census enumerator.

When the enumerator visited the unit, he transcribed the information from the Advance Census Report (ACR) to a FOSDIO schedule, a form specially designed for electronic data processing. If the ACR was not filled for the unit or if the form contained omissions or inconsistencies, the enumerator was instructed to ask the questions and record the answers directly on the FOSDIO schedule. The enumerator used the FOSDIO schedule also for recording information not required by the ACR, namely access to unit (which is pertinent to the identification of a housing unit), condition of unit, and all the information for vacant units. The questions on the FOSDIO form are somewhat briefer than the corresponding questions on the ACR, and the response categories also are abbreviated. Nevertheless, the intent of the questions on the two forms was the same. Illustrative portions of the FOSDIO enumeration schedule and the Advance Census Report Form are shown on pages XIII and XIV.

Soon after the enumerator started work, his schedules were examined in a formal field review. This operation was designed to assure at an early stage of the work that the enumerator was performing his duties properly and had corrected any errors he had made.

Electronic processing.—Several steps were required to process the data. First, the enumerator recorded the information by marking appropriate circles on the FOSDIO schedule. This schedule was later microfilmed and the information was read by FOSDIO (Film Optical Sensing Device for Input to Computers) which converted the markings to signals on magnetic tape. The tape, in turn, was processed in an electronic computer, which was used extensively to edit and tabulate the data and to produce the publication tables.

Editing.—In a mass statistical operation, such as a census, human and mechanical errors occasionally arise in one form or another—failure to obtain or record the required information, recording information in the wrong place, misreading position markings, skipping pages, and so on. These were minimized by means of operational control systems. Nonresponses and inconsistencies were eliminated by using the computer to analyze and correct the data or supply the missing entry. In general, little editing was required, although the amount varied by subject and by enumerator.

Whenever information was missing, an allocation procedure was used to assign an entry, thereby eliminating the need for a "not reported" category in the tabulations. The assignment was based on related information reported for the housing unit, or on information reported for a similar unit in the immediate neighborhood. For example, if tenure for an occupied unit was omitted but a rental amount was reported, the computer automatically edited tenure to "rented." On the other hand, if the unit was reported as "rented" but the amount of rent was missing, the computer automatically assigned the rent that was reported for the preceding renter occupied unit.

A similar procedure was used when the reported information was inconsistent. For example, if a housing unit was enumerated as having "no running water" but having both a bathtub (or shower) and flush toilet for the exclusive use of the occupants, the computer edited the water supply to "hot and cold water," a category considered to be consistent with the reported bathing and toilet facilities.

Specific tolerances were established for the number of computer allocations that were acceptable. If the number was beyond tolerance, the data were rejected and the original schedules were re-examined to determine the source of the error. Correction and reprocessing were undertaken as necessary.

Block number edit.—One aspect of the editing involved a procedure for checking the block number entry. On a map showing

blocks, a number was assigned to each block in advance of the enumeration. The enumerator was instructed to assign this number to the housing units that were located within the boundaries of the block as it is drawn on the map.

In some instances, the map suitable for block numbering was several years old and did not recognize construction of new streets or disappearance of others. Insofar as possible, the map was corrected for changes that were discovered prior to enumeration. In other cases, it was not feasible to make corrections. Hence, the map may not reflect the blocks as they exist on the ground. For example, a block as shown on the map may have been divided into two blocks. The housing units in the newly subdivided blocks would be assigned the one block number shown on the map. On the other hand, two blocks as shown on the map may have been merged into one. In the enumeration and in the editing, the intent was to identify which housing units were physically located in each of the two former blocks and assign the respective block number to each portion, even though only one block existed at the time of enumeration. Occasionally, blocks shown on the map have disappeared because of widespread demolitions, such as those accompanying new highway construction or industrial development. Such block numbers appear on the map but do not appear in table 2.

As with other items in a large scale operation, there were some errors in reporting block numbers. Although it was possible to identify and correct some of the errors, it was not possible or feasible to detect and correct others. For example, when an enumerator copied the wrong block number to the FOSDIO schedule or when he forgot to use another block number when he moved from one block to the next, it was usually not possible to detect the error in the editing.

Editing of block numbers was accomplished largely in the electronic computer. A control tape, listing the block numbers shown on the map for each enumeration district (an area assigned to one enumerator), was used by the computer to check against the block numbers recorded on the FOSDIO schedules by the enumerator. When a block number appeared on the FOSDIO schedule that was not listed on the control tape, the computer assigned the block number reported on the preceding FOSDIO page. The same procedure was followed when the block number was omitted from the FOSDIO schedule. When four or fewer housing units were involved, the computer automatically made the assignment. When more than four units were involved, however, a clerical edit was performed. The clerical edit made

it possible to check these block numbers so that the statistics would be consistent with the maps as drawn.

In the clerical edit, the addresses of the housing units involved were checked with the map, the enumerator's records were examined for comments and explanations, and block numbers were assigned as appropriate. Clerical edit was required also when the control tape contained block numbers which were not reported by the enumerator. If the enumerator reported there were no living quarters in the block, no further action was necessary. Otherwise, corrections were made according to the addresses of the units.

Accuracy of the data.—Block statistics provide the basis for studies which require housing data for small land segments. Blocks are the smallest areas for which housing data from the 1960 Census are provided. Such items as the delineation of living quarters into housing units and the classification of the condition of a unit were determined by the enumerator, and information for one block almost always represents the work of one enumerator. Therefore, users of the data should bear in mind that misinterpretation of the instructions or variation in interpretation of responses may lead to a wider margin of relative error and response variability in data for blocks than may be expected in data for census tracts or other larger areas. The systematic field review early in the enumeration corrected some of the errors arising from enumerator misunderstanding.

For the remaining characteristics, those which the household members reported on the ACR, the potential effect of individual enumerators on the data has been nullified to the extent that self-enumeration provided the response. The self-enumeration form provided uniform explanations and called attention to the response categories in a uniform manner.

Some innovations in 1960 reduced errors in processing and others produced a more consistent quality of editing. The elimination of the card punching operation removed one important source of error. The extensive use of electronic equipment ensured a more uniform and more flexible edit than could have been accomplished manually or by less intricate mechanical equipment. It is believed that the use of electronic equipment in the 1960 Census has improved the quality of the data compared with that of earlier censuses but, at the same time, it has introduced an element of difference in the statistics.

A more comprehensive statement on concepts and on the collection and processing of the 1960 Census data is to be found in the United States Summary, Volume I of the Housing Reports.

PORTION OF FOSDIC ENUMERATION SCHEDULE, Form 60PH-2

U.S. DEPARTMENT OF COMMERCE - BUREAU OF THE CENSUS
 1960 CENSUS OF POPULATION AND HOUSING
 Form 60 PH-2
 Budget Bureau No. 11-599
 Approval Expires 12-31-60

1. Block No. 2. Page No.

1 2 3 4 5 6 7 8 9 10 11 12

2

EXAMPLE

P2. Name—Enter last name first.
 List (The head of the household and his wife) in this order: Unmarried sons and daughters (in order of age); Married sons and daughters and their families; Other persons, such as lodgers, boarders, or hired hands who live in and their relatives living in.

P2. Name—Enter last name first.	P3. What is his relationship to the head of the household?	P4. Sex	P5. Color or race	P6. What is the month and year of his birth? (If only age is known, use age conversion table to obtain date of birth) Mark 3 circles—1 for month, 1 for decade, and 1 for specific year.	P7. MARITAL STATUS—Is he now:
Vernon, Alexander	Head of household	Male	White	Decade of birth: 1940-1949; Specific year of birth: 1940	Never married
— Estelle	Wife of head	Female	White	Decade of birth: 1940-1949; Specific year of birth: 1940	Married
— Marcia	Other relative	Female	White	Decade of birth: 1940-1949; Specific year of birth: 1940	Never married
— Carol	Other relative	Female	White	Decade of birth: 1940-1949; Specific year of birth: 1940	Never married
— Alexander, Jr.	Son or daughter	Male	White	Decade of birth: 1950-1959; Specific year of birth: 1950	Never married
Drayer, George	Other person	Male	White	Decade of birth: 1940-1949; Specific year of birth: 1940	Never married

THESE ITEMS ARE TO BE FILLED FOR ALL HOUSING UNITS, WHETHER OCCUPIED OR VACANT.

H2. Address	H3. Type of housing unit	H4. Access to outside common hall through unit	H5. Kitchen	H6. Kitchen	H7. Occupancy	H8. How many rooms are in this unit? (Count kitchen but not bathroom)	H9. Is there hot running water in this unit?	H10. Is there a bath or shower in this unit?	H11. Is there a bathtub or shower in this unit?	H12. Is this unit owned by someone other than the head of household?	H13. Vacancy status	H14. Description of property	H15. About how much would this property sell for on today's market? (If vacant: What is the price asked for this property?)	H16. What is the monthly rent (for this unit)?
204 Kerrin Ave	House, detached	Yes	For ex-clusive use	For ex-clusive use	Occupied	1	Yes	Yes	Yes	Owned	For rent	1 unit; No business With bus. 2+ units... Other vacant	Under \$5,000 \$5,000-7,400 7,500-9,900 10,000-12,400 12,500-14,900 15,000-17,400 17,500-19,900 20,000-24,900 25,000-34,900 35,000 or over	\$0 \$1 \$2 \$3 \$4 \$5 \$6 \$7 \$8 \$9

PORTION OF ADVANCE CENSUS REPORT, Form 60PH-6

XIV



U.S. DEPARTMENT OF COMMERCE
BUREAU OF THE CENSUS



ADVANCE CENSUS REPORT FORM FOR THE 1960 CENSUS OF POPULATION AND HOUSING

Dear Householder:

This Government report form is for you to fill out before the Census Taker calls to take the 1960 Census of Population and Housing. The enclosed example will serve as a guide to help you put down the required answers for each member of your household.

If you will have the form ready for the Census Taker by April 1, you can help speed up the Census and reduce costs. In order to make the results more accurate, you are asked to consult other members of your household, if necessary, to get the dates of birth and other facts. Any visitors who stayed overnight in your home on Thursday, March 31, 1960 should be listed in Section C of the report.

As provided in the Constitution, the Census count will determine the number of seats in Congress to be apportioned to each State. The information which you give will also help Government and business in developing their plans, which may affect all of us.

In one out of every four homes, extra questions will be asked. That home is picked by chance, so that no one knows in advance whether it will be yours or your neighbor's. When the Census Taker comes, he will tell you if your household has been chosen.

The information that you are required to furnish is held confidential by law. Your Census report cannot be used for purposes of taxation, investigation, or regulation.

Sincerely yours,

Robert W. Burgess

ROBERT W. BURGESS, Director
Bureau of the Census

DO NOT MAIL—HAVE READY FOR CENSUS TAKER

CONFIDENTIAL—The Census is required by the United States Constitution and further authorized by 13 U.S.C. 5, 141, 221-4. The law requires that the inquiries be answered completely and accurately, and guarantees that the information furnished will be accorded confidential treatment. The Census report cannot be used for purposes of taxation, investigation, or regulation.

EXAMPLE

SECTION D—These questions are about the place where you and the people you listed in Section A live. They refer to your house or the part of the house which you occupy, or to the apartment, flat, or rooms in which you live.

H5. Do you have a kitchen or cooking equipment? (Check one)
 For use of the people in your household only (those you listed in Section A)
 Shared with another household or no cooking equipment?

H6. How many rooms are in your house or apartment? (Count a kitchen as a room but do not count bathrooms)
 Number of rooms... 7

H9. Is there hot and cold running water in this house or building? (Check one)
 Hot and cold running water inside the house or building...
 Only cold running water inside...
 Running water on property but not inside building...
 No running water...

H10. Is there a flush toilet in this house or building? (Check one)
 Yes, for the use of this household only...
 Yes, but shared with another household...
 No flush toilet for the use of this household...

H11. Is there a bathtub or shower in this house or building? (Check one)
 Yes, for the use of this household only...
 Yes, but shared with another household...
 No bathtub or shower for the use of this household...

H12. Is this house, part of the house, or apartment in which you live: (Check one)
 Owned or being bought by you or someone else in your household?
 Rented for cash?
 Occupied without payment of cash rent?

HOME OWNERS AND BUYERS PLEASE ANSWER THIS QUESTION

H13. About how much do you think this property would sell for on today's market? (Check one)
 Under \$5,000... \$5,000 to \$7,400... \$7,500 to \$9,900... \$10,000 to \$12,400... \$12,500 to \$14,900... \$15,000 to \$17,400... \$17,500 to \$19,900... \$20,000 to \$24,900... \$25,000 to \$34,000... \$35,000 or more...

RENTERS PLEASE ANSWER THIS QUESTION

H16. If you pay your rent by the month—
 What is your monthly rent? \$ (insert dollar) 00
 OR
 If you pay your rent by the week or some other period of time—
 What is your rent and what period does it cover?
 \$ (insert dollar) 00 per (week, year, etc.)

SECTION E—PLEASE FILL SECTION E

1. Does anyone else live in this building or anywhere else on this property?
 Yes No

2. As far as you know, are there any vacant apartments or vacant rooms for rent in this building or elsewhere on this property?
 Yes No

3. Name of person who filed this form
Alexander J. Venon

4. Year address (Street number, street, city, State)
204 Lonin Ave., Lorain, Ohio

5. Year telephone No.
Area 2-7296

SECTION F—FOR CENSUS TAKER'S USE ONLY

1. E.D. No.
2. Page No.
3. Housing done on ACR
 a. Recorded as 1 HU
 b. Rented

Fill Inside Page for Population Census
HOLD THIS REPORT FOR THE CENSUS TAKER—DO NOT MAIL.

Table 2.—CHARACTERISTICS OF HOUSING UNITS, BY BLOCKS: 1960—Con.

["Total population" contains no persons in group quarters unless preceded by asterisk; one asterisk (*) denotes less than 10 percent; two asterisks (**), 10 percent or more]

Blocks within census tracts	Total population	All housing units by condition and plumbing									Occupied housing units							
		Total	Sound			Deteriorating			Dilapidated	Owner occupied			Renter occupied			1.01 or more persons per room		
			Total	With all plumbing facilities	Lacking some or all facilities	Total	With all plumbing facilities	Lacking some or all facilities		Total	Average value (dollars)	Average number of rooms	Total	Average contract rent (dollars)	Average number of rooms		Occupied by non-white	
								With flush toilet										No flush toilet
5...	156	45	36	36	...	9	9	30	12000	5.0	14	93	4.4	...	5
6...	110	32	27	27	...	5	5	24	12500	5.1	8	136	4.9	1	5
7...	49	16	16	16	13	18000	5.5	3
8...	67	18	18	18	16	17500	5.4	2
9...	91	22	22	22	18	18000	5.3	3	1
10...	76	23	15	15	...	8	8	19	9500	5.0	3	3
11...	115	31	23	23	...	8	8	23	10000	5.2	6	98	4.8	1	2
12...	17	3
13...	190	53	53	53	31	15500	5.0	21	91	4.1	...	7
14...	117	31	31	31	27	16000	5.3	4	1

U.S. CENSUS OF HOUSING: 1960

Series HC(3)-21

CITY BLOCKS

Alhambra, Calif.

Prepared under the supervision of
WAYNE F. DAUGHERTY, Chief
Housing Division




U.S. DEPARTMENT OF COMMERCE

Luther H. Hodges, Secretary

BUREAU OF THE CENSUS

Richard M. Scammon, *Director (From May 1, 1961)*
Robert W. Burgess, *Director (To March 3, 1961)*





BUREAU OF THE CENSUS

RICHARD M. SCAMMON, *Director* (From May 1, 1961)

ROBERT W. BURGESS, *Director* (To March 3, 1961)

A. ROSS ECKLER, *Deputy Director*
HOWARD C. GRIEVES, *Assistant Director*
CONRAD TAEUBER, *Assistant Director*
MORRIS H. HANSEN, *Assistant Director for Statistical Standards*
CHARLES B. LAWRENCE, JR., *Assistant Director for Operations*
WALTER L. KEHRES, *Assistant Director for Administration*
CALVERT L. DEDRICK, *Chief, International Statistical Programs Office*
A. W. VON STRUVE, *Acting Public Information Officer*

Housing Division—

WAYNE F. DAUGHERTY, *Chief*
DANIEL B. RATHBUN, *Assistant Chief*
BEULAH WASHABAUGH, *Special Assistant*
MILTON D. LIBBERMAN, *Chief, Coordination and Research*

Decennial Operations Division—GLEN S. TAYLOR, *Chief*
Electronic Systems Division—ROBERT F. DRURY, *Chief*
Field Division—JEFFERSON D. MCPHIE, *Chief*
Geography Division—WILLIAM T. FAY, *Chief*
Population Division—HOWARD G. BRUNSMAN, *Chief*
Statistical Methods Division—JOSEPH STEINBERG, *Chief*

Library of Congress Card Number: A61-9347

SUGGESTED CITATION

U.S. Bureau of the Census. *U.S. Census of Housing: 1960. Vol. III, City Blocks.*
Series HC(3), No. 21.
U.S. Government Printing Office, Washington, D.C., 1961.

For sale by the Superintendent of Documents, U.S. Government Printing Office, Washington 25, D.C.
or any of the Field Offices of the Department of Commerce — Price 25 cents.

Table 1.—CHARACTERISTICS OF HOUSING UNITS, FOR THE CITY: 1960

Subject	Number	Percent	Subject	Number	Percent
All housing units	21,801	100.0	Occupied housing units—Con.		
CONDITION AND PLUMBING			COLOR		
Sound	19,622	90.0	White	20,582	99.5
With all plumbing facilities	19,356	88.8	Nonwhite	97	0.5
Lacking some or all facilities	266	1.2	PERSONS PER ROOM		
Deteriorating	2,036	9.3	1.00 or less	20,049	97.0
With all plumbing facilities	2,003	9.2	1.01 or more	630	3.0
Lacking some or all facilities	33	0.2	AVERAGE NUMBER OF ROOMS		
With flush toilet	32	0.1	Owner occupied	5.5	...
No flush toilet	1	...	Renter occupied	3.7	...
Dilapidated	143	0.7	VALUE AND RENT		
Occupied housing units	20,679	100.0	Average value	16,500	...
TENURE			Average contract rent	75	...
Owner occupied	11,995	58.0			
Renter occupied	8,684	42.0			

NOTE.—On the map for Alhambra approximately 640 blocks are identified.

Table 2.—CHARACTERISTICS OF HOUSING UNITS, BY BLOCKS: 1960

[“Total population” contains no persons in group quarters unless preceded by asterisk; one asterisk (*) denotes less than 10 percent; two asterisks (**), 10 percent or more]

Blocks within census tracts	Total population	All housing units by condition and plumbing									Occupied housing units							
		Total	Sound			Deteriorating			Dilapidated	Owner occupied			Renter occupied			Occupied by non-white	1.01 or more persons per room	
			Total	With all plumbing facilities	Lacking some or all facilities	Total	With all plumbing facilities	Lacking some or all facilities		Total	Average value (dollars)	Average number of rooms	Total	Average contract rent (dollars)	Average number of rooms			
4803....	*6176	2781	2633	2562	71	129	122	6	1	19	1153	16500	5.7	1502	73	3.5	1	64
1....	*182	48	48	48	42	24000	6.9	6	81	4.7	...	2
2....	**56	11	11	11	10	26000	6.5	1	2
3....	*61	19	19	19	18	19000	6.5	1
4....	127	32	32	32	32	18000	6.3	5
9....	63	30	30	30	26	18500	5.9	3
10....	69	22	22	22	20	23000	7.2	1
11....	117	38	38	38	35	23000	7.0	2
12....	133	46	45	45	35	22000	6.5	10	76	4.1	...	1
14....	74	41	40	40	20	12500	4.9	21	59	3.3
15....	114	42	41	41	19	13500	5.1	21	67	3.9	...	3
16....	101	44	39	39	17	15000	5.8	26	67	3.5	...	3
17....	98	48	47	47	17	17000	5.3	29	70	3.6	...	1
18....	87	45	44	41	3	1	1	1	10	19500	5.6	30	103	3.6
19....	61	23	19	19	9	14000	5.1	12	71	3.8	...	2
20....	95	41	41	40	1	4	15	17000	5.2	24	65	3.4	...	1
21....	97	65	65	49	16	10	15500	4.6	54	59	2.8	...	1
22....	73	34	34	34	14	13000	5.0	18	73	3.7	...	3
23....	**74	26	26	26	15	16000	5.7	11	73	4.4
24....	81	39	39	39	19	17500	5.7	15	240	4.0
25....	129	57	56	56	15	16500	4.5	41	101	3.8	...	3
26....	99	48	47	47	11	12000	4.3	34	73	3.9	...	1
27....	122	51	51	51	18	13000	5.4	33	71	3.9	...	2
28....	119	62	58	56	2	3	3	15	14000	4.9	41	69	3.8	...	1
29....	92	51	50	46	4	1	1	7	...	5.6	40	64	3.6
30....	160	81	81	81	26	15000	5.5	51	68	3.5	...	1
31....	139	59	59	59	30	15500	5.8	29	102	4.0	...	1
32....	134	52	52	52	17	13500	5.5	33	69	4.4	...	1
33....	244	100	100	100	57	13000	5.2	38	63	4.0	...	3
35....	125	54	53	52	1	1	1	24	12000	5.2	25	62	3.7	...	4
36....	*208	70	70	70	33	12000	5.8	35	71	4.3	...	2
37....	129	52	50	48	2	2	2	39	13000	5.3	13	69	3.7	...	1
41....	111	55	54	53	1	13	14000	5.2	41	59	3.4	...	3
42....	37	18	18	18	13	13500	5.4	5	62	3.4
43....	135	76	76	72	4	14	14500	5.4	55	68	3.4	...	1
44....	88	37	27	27	15	20000	5.9	20	67	3.9	...	3
45....	32	12	9	9	4	8	82	4.0	1	...
46....	191	105	94	73	21	9	9	24	18000	5.7	71	59	3.2	...	1
47....	80	48	41	40	1	7	7	9	17500	4.8	37	62	3.7	...	1
48....	79	39	37	37	16	16000	4.6	22	64	3.5	...	1
49....	178	121	98	94	4	23	19	4	9	21000	4.7	100	57	2.5	...	2
50....	134	105	96	93	3	2	2	3	99	67	2.3	...	1
51....	38	31	24	24	8	26000	5.4	16	73	3.0
53....	**40	16	14	13	1	2	2	4	12	49	3.3
54....	49	24	24	24	10	22000	4.9	13	76	3.7
55....	31	16	8	8	7	12000	4.9	9	67	4.7
57....	25	6	6	6	6	22000	6.3	1
58....	**76	19	18	18	9	24000	7.3	8	69	3.4
59....	88	36	35	34	1	1	1	15	18500	7.0	20	75	3.3
60....	12	7	7	7	5	...	6.0	2
61....	45	14	8	8	13	17500	6.6	1
62....	37	13	9	9	9	16000	6.2	4

Table 2.—CHARACTERISTICS OF HOUSING UNITS, BY BLOCKS: 1960—Con.

["Total population" contains no persons in group quarters unless preceded by asterisk; one asterisk (*) denotes less than 10 percent; two asterisks (**), 10 percent or more]

Table with columns: Blocks within census tracts, Total population, All housing units by condition and plumbing (Sound, Deteriorating, Dilapidated), Occupied housing units (Owner occupied, Renter occupied), Occupied by non-white, 1.01 or more persons per room. Rows list blocks from 40 to 31, including a summary row for 4809.

City Block Characteristics

Table 2.—CHARACTERISTICS OF HOUSING UNITS, BY BLOCKS: 1960—Con

["Total population" contains no persons in group quarters unless preceded by asterisk; one asterisk (*) denotes less than 10 percent, two asterisks (**), 10 percent or more]

Blocks within census tracts	Total population	All housing units by condition and plumbing								Occupied housing units								
		Total	Sound			Deteriorating			Dilapidated	Owner occupied			Renter occupied			Occupied by non white	1.01 or more persons per room	
			Total	With all plumbing facilities	Lacking some or all facilities	Total	With all plumbing facilities	Lacking some or all facilities		Total	Average value (dollars)	Average number of rooms	Total	Average contract rent (dollars)	Average number of rooms			
							With flush toilet	No flush toilet										
91...	10	5	4	4	...	1	1	3	1
92...	18	8	8	8	6	12500	5.5	2
93...	12	5	5	5	5	13000	5.2	1
94...	185	67	53	53	...	10	10	4	47	11500	5.0	18	72	4.6	1	3
95...	**206	47	47	41	6	35	18000	5.7	12	87	3.2	...	3
96...	107	36	36	36	29	13500	5.1	7	69	4.0	...	2
97...	37	18	18	18	13	13500	4.8	3	1
98...	73	25	22	22	...	3	3	17	14000	5.5	7	60	3.6	...	2
99...	163	62	62	62	22	18500	4.9	34	79	3.6	...	2

U.S. CENSUS OF HOUSING: 1960

Series HC(3)-22

CITY BLOCKS

Anaheim, Calif.

Prepared under the supervision of
WAYNE F. DAUGHERTY, Chief
Housing Division




U.S. DEPARTMENT OF COMMERCE

Luther H. Hodges, Secretary

BUREAU OF THE CENSUS

Richard M. Scammon, Director (From May 1, 1961)
Robert W. Burgess, Director (To March 3, 1961)





BUREAU OF THE CENSUS

RICHARD M. SCAMMON, *Director* (From May 1, 1961)
ROBERT W. BURGESS, *Director* (To March 3, 1961)

A. ROSS ECKLER, *Deputy Director*
HOWARD C. GRIEVES, *Assistant Director*
CONRAD TAUBER, *Assistant Director*
MORRIS H. HANSEN, *Assistant Director for Statistical Standards*
CHARLES B. LAWRENCE, JR., *Assistant Director for Operations*
WALTER L. KEHRES, *Assistant Director for Administration*
CALVERT L. DEDRICK, *Chief, International Statistical Programs Office*
A. W. VON STRUVE, *Acting Public Information Officer*

Housing Division—

WAYNE F. DAUGHERTY, *Chief*
DANIEL B. RATHBUN, *Assistant Chief*
BEULAH WASHBAUGH, *Special Assistant*
MILTON D. LIEBERMAN, *Chief, Coordination and Research*

Decennial Operations Division—GLEN S. TAYLOR, *Chief*
Electronic Systems Division—ROBERT F. DRURY, *Chief*
Field Division—JEFFERSON D. MCPHKE, *Chief*
Geography Division—WILLIAM T. FAY, *Chief*
Population Division—HOWARD G. BRUNSMAN, *Chief*
Statistical Methods Division—JOSEPH STEINBERG, *Chief*

Library of Congress Card Number: A61-9347

SUGGESTED CITATION

U.S. Bureau of the Census. *U.S. Census of Housing: 1960. Vol. III, City Blocks.*
Series HC(3), No. 22.
U.S. Government Printing Office, Washington, D.C., 1961.

For sale by the Superintendent of Documents, U.S. Government Printing Office, Washington 25, D.C.
or any of the Field Offices of the Department of Commerce — Price 25 cents.

Table 1.—CHARACTERISTICS OF HOUSING UNITS, FOR THE CITY: 1960

Subject	Number	Percent	Subject	Number	Percent
All housing units	32,748	100.0	Occupied housing units—Con.		
CONDITION AND PLUMBING			COLOR		
Sound	31,820	97.2	White	29,579	99.5
With all plumbing facilities	31,572	96.4	Nonwhite	161	0.5
Lacking some or all facilities	248	0.8			
Deteriorating	763	2.3	PERSONS PER ROOM		
With all plumbing facilities	690	2.1	1.00 or less	27,187	91.4
Lacking some or all facilities	73	0.2	1.01 or more	2,553	8.6
With flush toilet	61	0.2			
No flush toilet	12	...	AVERAGE NUMBER OF ROOMS		
Dilapidated	165	0.5	Owner occupied	5.4	...
			Renter occupied	3.8	...
Occupied housing units	29,740	100.0	VALUE AND RENT		
TENURE			Average value	17,200	...
Owner occupied	21,731	73.1	Average contract rent	87	...
Renter occupied	8,009	26.9			

NOTE.—On the map for Anaheim approximately 940 blocks are identified.

Table 2.—CHARACTERISTICS OF HOUSING UNITS, BY BLOCKS: 1960

["Total population" contains no persons in group quarters unless preceded by asterisk; one asterisk (*) denotes less than 10 percent; two asterisks (**), 10 percent or more]

Blocks within census tracts	Total population	All housing units by condition and plumbing								Occupied housing units								
		Total	Sound			Deteriorating			Dilapidated	Owner occupied			Renter occupied			Occupied by non-white	1.01 or more persons per room	
			Total	With all plumbing facilities	Lacking some or all facilities	Total	With all plumbing facilities	Lacking some or all facilities		Total	Average value (dollars)	Average number of rooms	Total	Average contract rent (dollars)	Average number of rooms			
A-9.....																		
A-16.....	710	333	329	329	...	4	4	323	16000	3.5	9	...	4.1	8
1....	9	3
2....	10	2
3....	15	3
4....	119	33	33	33	32	17000	5.5	1
5....	6	3
7....	546	287	286	286	...	1	1	286	...	3.2	1	4
8....	5	2
A-17.....	153	48	41	40	1	5	5	...	2	26	24000	5.6	22	58	4.7	1	...	3
1....	38	14	13	12	1	1	1	10	27000	5.8	4
2....	58	16	13	13	...	2	2	...	1	7	17000	5.7	9	70	4.8	2
3....	11	4
4....	12	4
5....	21	6	6	6	4	2	1
6....	4	1
8....	4	1
9....	5	2
G-61.....	9	6	6	6	4	1	1
1....	2	1
2....	3	1
3....	1	2
4....	3	2
G-62.....	10	4
2....	10	4
H-63.....	*8176	2470	2444	2430	14	23	20	1	2	3	1723	16000	5.4	527	90	3.6	15	240
1....	555	255	254	254	1	57	21000	6.0	151	89	3.2	4	13
2....	46	11	11	11	11	12500	4.9	3
3....	69	21	21	21	19	13500	5.0	2	3
4....	61	19	19	19	15	12500	5.1	4
5....	114	35	35	35	33	12500	5.0	1
6....	50	14	14	14	12	13500	5.1	2
7....	*420	159	159	159	80	15500	4.8	68	77	3.2	...	18
8....	128	32	32	32	31	14500	5.3	1	4
9....	100	24	24	24	22	15500	5.4	1	3
10....	176	41	41	41	36	14000	5.1	4	7
11....	111	29	29	29	28	14500	5.1	1	6
12....	134	37	37	37	34	13500	5.0	3	3
13....	83	23	23	23	20	14500	5.3	3	2
14....	120	31	31	31	29	14500	5.3	1	2
15....	101	28	28	28	26	17500	5.5	1	3
16....	43	16	16	16	13	18000	5.5	2	3
17....	93	23	23	23	23	13000	5.1	5
18....	152	32	32	32	27	15500	5.9	4	5
19....	66	16	16	16	12	17000	5.8	3	2

City Block Characteristics

Table 2.—CHARACTERISTICS OF HOUSING UNITS, BY BLOCKS: 1960—Con.

["Total population" contains no persons in group quarters unless preceded by asterisk: one asterisk (*) denotes less than 10 percent, two asterisks (**), 10 percent or more]

Blocks within census tracts	Total population	All housing units by condition and plumbing									Occupied housing units							
		Sound			Deteriorating			Dilapidated	Owner occupied			Renter occupied			101 or more persons per room			
		Total	With all plumbing facilities	Lacking some or all facilities	Total	With all plumbing facilities	Lacking some or all facilities		Total	Average value (dollars)	Average number of rooms	Total	Average contract rent (dollars)	Average number of rooms		Occupied by non-white		
							With flush toilet										No flush toilet	
29...	71	32	30	29	1	2	2	7	18000	7.3	25		47	3.4	...
30...	104	52	47	44	3	5	5	13	15000	4.9	36	67	3.5
31...	98	49	47	47	...	2	2	13	10500	5.1	32	75	3.8
32...	113	38	33	33	...	5	5	14	13500	6.1	23	61	3.5	...	4
33...	36	19	14	14	...	5	5	7	21000	4.7	10	60	3.2
34...	85	35	32	32	...	3	3	14	11000	4.9	19	75	4.0	...	2
35...	104	35	32	32	...	3	3	20	12000	5.6	14	62	3.6	...	3
36...	120	60	60	60	6	...	3.8	51	100	3.3	...	3
37...	153	93	93	93	7	...	5.1	73	107	3.5	...	2
38...	79	31	31	31	20	12000	5.3	10	82	4.6	...	1
39...	80	30	30	30	25	14500	5.7	4
40...	68	25	25	25	22	16000	5.9	3
41...	68	27	27	27	24	18000	6.4	3
H-73...	*4855	2174	1881	1719	162	232	211	21	...	61	602	11500	5.1	1426	67	3.3	12	146
1...	177	78	77	77	...	1	1	6	...	4.3	63	83	3.6	...	4
2...	261	121	121	121	7	...	3.7	94	84	3.6	...	4
3...	198	106	106	106	8	...	3.8	82	91	3.3	1	5
4...	90	36	36	36	3	32	95	4.0
5...	43	10	5	5	...	2	2	3	7	8000	5.0	3	3
6...	10	4
7...	103	26	15	15	...	4	4	7	13	9000	4.7	13	41	3.9	...	7
8...	78	23	13	12	1	5	5	5	15	9000	5.1	6	82	3.7	...	5
9...	72	20	13	13	...	5	5	2	14	8500	5.4	5	...	5.0	...	2
10...	86	33	19	19	...	11	11	3	10	9000	5.1	23	67	3.9	...	3
11...	73	21	18	18	...	3	3	11	11000	5.9	10	64	4.6	...	3
12...	69	25	18	18	...	7	7	12	8500	4.8	11	156	3.6	...	3
13...	43	21	19	19	...	2	2	11	10000	5.0	9	47	3.3
14...	30	13	13	13	12	13500	5.6	1
15...	32	13	10	10	...	1	1	2	7	10000	4.7	5	58	3.8
16...	51	23	22	22	...	1	1	9	10000	5.1	14	63	3.4	...	1
17...	63	38	37	36	1	1	1	2	35	61	2.8	...	3
19...	82	49	45	45	...	4	4	7	16000	6.0	40	61	3.0	...	1
20...	42	32	29	16	13	3	2	1	6	...	6.2	24	47	2.3
21...	8	6	6	6	6	118	4.2
22...	52	29	29	29	10	16000	5.2	18	66	3.7
23...	26	14	13	13	...	1	1	4	9	55	4.0	...	1
24...	50	35	33	33	2	5	...	5.8	21	65	3.1	...	1
25...	42	22	22	22	8	16000	6.1	14	68	4.1
26...	17	12	11	1	2	7	49	3.0
27...	89	73	73	57	16	70	55	2.5	...	1
28...	30	35	35	15	20	25	58	2.0	...	2
29...	26	12	9	5	4	3	3	4	8	53	2.9	...	1
30...	10	4
31...	1	1
33...	49	25	16	16	...	9	9
35...	26	34	33	33	...	1	1	1	12500	5.0	16	105	3.5	...	1
36...	67	38	8	7	1	27	16	11	...	3	5	21	69	2.3
37...	**67	23	13	13	...	9	9	1	9500	4.0	31	53	2.5	2	3
38...	**46	13	6	6	...	6	6	7	11000	4.9	16	62	3.8
39...	38	11	8	8	...	2	2	12	8500	5.3	1	1
40...	21	7	5	5	...	2	2	1	6	...	5	103	4.8
41...	62	20	9	9	...	4	4	3	4	1
42...	85	26	8	8	...	5	5	7	8500	4.6	12	35	4.4	...	3
43...	37	12	3	3	...	7	7	13	10000	4.8	18	58	3.7	...	5
45...	33	16	10	10	...	6	6	2	2	10	72	4.0	...	1
46...	69	28	26	26	...	2	2	10	11000	5.0	3
47...	104	55	55	55	19	12500	5.1	7	81	3.9	...	1
48...	55	19	19	18	1	9	11500	4.2	41	84	3.4	...	2
49...	87	35	35	33	2	9	15000	4.8	9	81	5.0	...	3
50...	116	37	36	35	1	13	14500	4.9	20	38	3.7	1	4
52...	17	4	1	1	22	11000	5.0	13	67	4.6	1	6
53...	39	15	11	11	...	4	4
54...	*108	37	31	31	...	6	6	11	10500	5.5	4
55...	**101	46	39	37	2	7	7	19	12000	5.1	18	67	4.1	...	2
56...	78	31	14	14	12	12500	5.3	32	56	3.3	3	1
57...	111	87	82	58	24	16	16	11	16000	5.7	20	64	3.8	...	4
58...	23	13	13	13	...	5	3	2	10	...	5.7	68	50	2.5	...	2
59...	20	18	18	18	...	9	4	9	74	3.0
60...	67	60	60	60	2	16	81	1.1
62...	36	31	31	27	33	59	51	1.5	...	3
64...	26	7	7	7	30	57	1.5
67...	5	4	5	19000	6.0	1	1
68...	14	6	6	6
69...	17	10	10	10	6	48	2.7	...	2
70...	16	7	7	7	3	7	69	3.6
71...	**10	4	3
72...	42	16	16	16
73...	64	19	17	17	8	10500	4.8
74...	105	30	27	17	...	2	1	1	8	10000	5.5	10	51	4.5	...	4
75...	49	23	23	23	2	9	8500	5.2	18	49	4.1	...	8
76...	78	39	39	33	6	7	12500	4.7	15	61	3.8	...	1
77...	78	25	24	21	3	1	1	12	15000	4.6	26	58	3.7	...	2
78...	9	5	5	5	7	7500	4.4	18	51	3.7	...	5
79...	48	18	18	18	4
80...	61	31	22	22	...	9	9	6	...	5.2	14	69	4.6
											6	23	63	3.7

Table 2.—CHARACTERISTICS OF HOUSING UNITS, BY BLOCKS, 1960—Con.

["Total population" contains no persons in group quarters unless preceded by asterisk; one asterisk (*) denotes less than 10 percent; two asterisks (**), 10 percent or more]

Blocks within census tracts	Total population	All housing units by condition and plumbing									Occupied housing units							
		Total	Sound			Deteriorating			Dilapidated	Owner occupied			Renter occupied			Occupied by non-white	1.01 or more persons per room	
			Total	With all plumbing facilities	Lacking some or all facilities	Total	With all plumbing facilities	Lacking some or all facilities		Total	Average value (dollars)	Average number of rooms	Total	Average contract rent (dollars)	Average number of rooms			
								With flush toilet										No flush toilet
81...	89	40	32	30	2	7	7	1	13	17000	6.1	26	57	3.0	...	2
82...	*100	51	48	48	...	3	1	2	16	10500	5.4	34	48	3.1
83...	60	21	14	14	...	7	7	8	8500	4.8	13	60	4.7	...	1
84...	89	32	24	24	...	7	7	1	21	9000	5.0	9	64	4.9	...	1
85...	45	11	5	5	...	6	6	6	8500	5.3	5	72	4.8	...	3
87...	19	3
88...	*122	36	34	34	...	2	2	23	9500	5.1	12	56	4.4	...	7
89...	*134	43	38	36	2	5	1	4	19	10000	4.4	24	63	3.8	...	9
90...	59	21	19	19	...	2	2	12	11000	4.6	8	58	4.5	...	3
H-74...	*8523	3085	2995	2969	26	80	70	5	5	10	1800	13000	4.7	1059	89	3.7	11	288
1....	32	13	12	12	...	1	1	9	9500	5.1	4	6
2....	116	30	23	23	...	6	4	2	...	1	21	10000	5.1	9	64	4.0
3....	20	9	9	9	3	6	71	4.0
4....	21	9	9	9	2	7	54	3.3	...	1
5....	101	47	44	43	1	1	1	2	22	14000	5.5	22	61	3.5	...	1
6....	258	99	96	95	1	2	2	1	67	11500	5.0	30	78	4.4	...	4
7....	49	13	13	13	10	15500	5.1	3	2
8....	89	37	30	30	...	7	7	25	9000	4.6	11	75	3.7	...	2
9....	85	36	21	21	...	14	14	1	23	10000	5.0	11	66	3.7	...	1
10...	63	27	24	24	...	2	2	1	21	13500	5.2	6	271	4.5
11...	86	32	31	31	...	1	1	28	13000	5.4	3	1
12...	77	32	25	25	...	6	6	1	29	11500	5.3	3
13...	75	26	24	24	...	2	2	22	18000	5.7	4
14...	32	7	7	7	6	20000	5.7	1	2
15...	39	8	6	6	...	2	2	7	13000	5.9	1	1
16...	36	9	9	9	8	12500	6.1	1
17...	101	28	28	28	24	13500	5.5	4	2
18...	103	28	27	27	...	1	1	25	13000	5.8	3
19...	109	28	27	27	...	1	1	28	13000	5.7	2
20...	98	24	24	24	22	13500	5.8	2
21...	134	31	31	30	1	28	13000	5.8	3	3
22...	102	27	27	27	26	13000	5.5	1	2
23...	94	25	25	25	19	15500	5.7	6	186	4.3	...	2
24...	83	32	32	31	1	22	11500	5.0	9	73	3.9	...	2
25...	77	34	33	33	...	1	...	1	24	10500	4.7	9	69	3.9
26...	115	48	41	41	...	6	3	3	1	1	34	13000	5.1	9	78	4.8	...	1
27...	8	5	5	5	2	2
28...	67	30	28	27	1	2	2	12	12000	5.3	16	76	4.2	...	2
29...	50	19	18	16	2	1	1	15	12500	5.2	4
30...	63	31	31	31	25	11500	4.8	3	1
31...	82	31	31	31	28	11500	4.7	3	1
32...	107	33	33	33	25	11000	4.6	8	84	4.8	1	4
33...	*100	36	35	35	...	1	1	17	11000	4.8	19	64	3.7	...	1
34...	103	33	32	32	...	1	1	19	9500	4.7	13	71	4.6	...	3
35...	92	34	33	33	1	19	14000	4.5	14	69	3.9	1	6
36...	92	33	31	31	...	2	2	18	12000	4.8	14	74	4.6	...	2
37...	254	82	79	79	...	3	3	57	16000	5.2	25	112	4.2	...	7
38...	123	36	36	36	33	20000	5.5	2	1
39...	87	27	27	27	18	13500	5.1	9	96	4.6	...	3
40...	351	255	255	255	12	...	3.7	144	90	3.6	1	14
41...	61	19	19	19	18	14000	5.3	1
42...	139	34	34	34	28	13500	5.3	5	92	5.2	...	7
43...	108	26	26	26	24	13000	5.1	2	4
44...	62	13	12	12	1	10	14000	5.3	2	3
45...	38	36	36	35	1	4	18	83	3.5
46...	39	12	12	12	12	23000	5.8
47...	42	18	18	18	13	13000	4.9	4
48...	*81	25	25	25	8	15000	5.0	17	77	3.5
49...	100	36	36	36	14	11000	4.4	21	84	4.5	...	5
50...	182	67	67	67	12	10500	4.1	53	75	3.9	...	7
51...	193	64	64	64	6	...	4.8	56	79	4.1	2	4
52...	96	25	25	25	2	19	14000	5.2	6	77	3.5	...	2
53...	66	20	20	20	17	13000	4.7	3	2
54...	73	20	20	20	16	13000	5.1	3	1
55...	73	20	20	20	16	13000	5.1	3	1
56...	69	20	20	20	18	11500	4.8	2	1
57...	46	12	12	12	11	12000	4.8	1	2
58...	113	41	41	41	17	14000	5.0	22	78	3.9	...	2
59...	175	98	97	97	...	1	...	1	1	90	101	2.9	...	4
60...	215	81	76	76	...	5	5	29	14000	5.4	42	76	3.5	...	5
61...	133	36	36	36	33	12500	5.5	2	4
62...	6	1
63...	234	121	110	103	7	11	8	3	107	13000	2.7	14	57	3.0	...	8
64...	195	75	75	73	2	72	...	3.0	3	14
65...	89	22	22	22	19	11500	5.6	3	4
66...	100	23	23	23	21	12000	5.4	2	6
67...	175	48	48	48	37	11000	5.3	10	89	5.4	...	6
68...	88	19	19	19	13	13500	6.3	6	97	5.7	...	2
69...	*111	24	24	24	20	14000	5.8	3	1
70...	66	14	14	14	13	14500	5.6	3
71...	209	53	53	53	51	15500	5.6	2	1	1
72...	**133	43	43	43	7	...	4.0	35	91	3.9	1	1
73...	450	236	236	236	20	19000	5.1	166	104	2.9	4	24
74...	789	259	259	252	7	238	7000	3.0	19	67	3.8	...	86

Table 2.—CHARACTERISTICS OF HOUSING UNITS, BY BLOCKS: 1960—Con.

["Total population" contains no persons in group quarters unless preceded by asterisk; one asterisk (*) denotes less than 10 percent; two asterisks (**), 10 percent or more]

Blocks within census tracts	Total population	All housing units by condition and plumbing										Occupied housing units						
		Sound				Deteriorating				Dilapidated	Owner occupied			Renter occupied			Occupied by non-white	1.01 or more persons per room
		Total	With all plumbing facilities	Lacking some or all facilities	Total	With all plumbing facilities	Lacking some or all facilities	Total	Average value (dollars)		Average number of rooms	Total	Average contract rent (dollars)	Average number of rooms				
20...	309	118	118	118	46	28000	6.4	59	99	3.1	...	5
21...	217	57	57	57	53	26000	6.2	4
22...	231	54	54	54	53	21000	5.7	1	2	6
23...	312	76	74	74	...	2	2	70	24000	6.0	5	127	5.8	...	3
24...	135	34	34	34	34	18000	5.7	2
25...	103	26	26	26	25	18000	5.8	1	1
26...	102	30	30	30	29	18000	5.7	1	1
27...	62	17	17	17	15	22000	5.9	1	1
28...	54	15	15	15	14	21000	5.7	1
29...	72	17	17	17	14	15500	5.1	3	2
30...	228	59	57	57	...	2	2	56	15000	5.1	3	11
31...	118	28	28	28	28	26000	5.8	2
32...	6	42	42	42	1
33...	286	72	70	70	...	2	2	69	16500	5.1	2	10
34...	1015	495	495	494	1	102	14000	5.1	246	95	3.4	...	36
35...	46	11	11	11	10	13500	5.0	4	
36...	35	11	11	11	7	14000	5.3	3	4
37...	51	11	11	11	9	14000	5.0	2	2
38...	73	14	14	14	13	13500	5.2	1	6
39...	64	14	14	14	14	13000	5.4	4
40...	172	46	46	46	42	15500	5.9	2	5
41...	246	60	59	59	...	1	1	52	14000	5.6	4	9
42...	123	28	28	28	27	14500	6.1	2
43...	376	93	91	91	...	1	1	88	27000	6.2	4	5
44...	20	5	5	5	5	37000	6.6	1	
45...	27	6	6	6	6	36000	6.3	
46...	112	32	32	32	31	34000	6.5	1	
47...	37	9	9	9	8	40000	6.1	1
77...	5554	1528	1528	1528	1166	17500	5.5	205	96	4.1	4	139
1...	45	13	13	13	12	14000	5.1	1
2...	68	17	17	17	16	14000	5.1	2
3...	170	41	41	41	37	14500	5.1	2	5
4...	151	42	42	42	39	14500	5.2	2	1
5...	97	23	23	23	23	19500	5.5	3
6...	68	17	17	17	16	23000	5.9	1	2
7...	9	2
8...	137	156	156	156	1	50	93	3.4	...	5
9...	143	33	33	33	30	24000	6.5	2	1
10...	40	10	10	10	10	14000	5.0
11...	126	30	30	30	26	23000	6.3	4	1
12...	82	23	23	23	21	19000	5.9	1	2
13...	128	27	27	27	27	22000	6.1	2
14...	98	24	24	24	21	22000	5.9	2
15...	138	35	35	35	33	24000	5.9	2	1
16...	380	151	151	151	38	19500	6.2	84	86	3.7	1	6
17...	109	22	22	22	21	16000	6.0	1	3
18...	143	33	33	33	24	16000	6.0	6	95	4.5	...	4
19...	245	63	63	63	55	19000	5.5	7	84	5.0	...	4
20...	10	3
21...	127	30	30	30	28	14000	5.5	2	3
22...	97	24	24	24	24	18000	5.3	1
23...	147	37	37	37	37	19000	5.4	4
24...	186	46	46	46	43	16000	5.0	2	4
25...	180	43	43	43	42	16000	5.0	1	8
26...	257	55	55	55	51	15000	5.4	2	11
27...	113	26	26	26	21	16000	5.5	4	5
28...	117	26	26	26	25	16000	5.5	1	5
29...	320	72	72	72	66	15500	5.4	6	114	5.5	...	10
30...	752	183	183	183	171	16000	5.2	11	99	5.0	1	26
31...	110	24	24	24	24	13500	5.5	3
32...	216	55	55	55	51	16000	5.2	2	5
33...	385	103	103	103	96	18500	5.5	5	130	5.6	...	7
34...	47	11	11	11	8	20000	6.1	3	1
35...	57	14	14	14	13	18500	6.0	2
36...	56	14	14	14	13	19000	6.0	1
78...	*1675	457	446	445	1	10	9	1	...	1	410	18000	5.3	38	73	4.4	7	39
1...	19	8	5	5	...	2	1	1	...	1	5	...	4.2	3
2...	90	24	23	23	...	1	1	20	29000	5.7	3	2
3...	66	18	17	17	...	1	1	14	17000	6.1	2
4...	*193	54	53	52	1	1	1	50	17500	4.4	3	5
5...	393	111	109	109	...	2	2	101	19000	5.6	6	84	4.5	4	4
6...	126	33	33	33	33	19500	5.6	1
7...	112	32	32	32	32	19000	5.6	1
9...	231	58	58	58	58	19000	5.7	5
10...	141	34	34	34	32	19000	5.7	2	3
11...	190	52	51	51	...	1	1	41	11000	4.6	11	69	4.2	1	10
12...	114	33	31	31	...	2	2	24	12000	4.7	8	71	3.8	...	8
13...	297	83	83	83	77	19500	5.6	4	3
1...	203	56	56	56	51	16500	5.5	3	3
2...	25	7	7	7	7	16500	5.6
3...	69	20	20	20	19	29000	5.9	1

City Block Characteristics

Table 2.—CHARACTERISTICS OF HOUSING UNITS, BY BLOCKS: 1960—Con.

["Total population" contains no persons in group quarters unless preceded by asterisk; one asterisk (*) denotes less than 10 percent; two asterisks (**), 10 percent or more]

Blocks within census tracts	Total population	All housing units by condition and plumbing									Occupied housing units							
		Total	Sound			Deteriorating			Dilapidated	Owner occupied			Renter occupied			Occupied by non-white	1.01 or more persons per room	
			Total	With all plumbing facilities	Lacking some or all facilities	Total	With all plumbing facilities	Lacking some or all facilities		Total	Average value (dollars)	Average number of rooms	Total	Average contract rent (dollars)	Average number of rooms			
							With flush toilet	No flush toilet										
H-84....	1029	363	362	362	***	1	1	***	***	***	230	12500	4.6	105	89	3.3	1	27
1....	150	36	36	36	***	***	***	***	***	***	35	14500	5.3	1	***	***	***	7
2....	129	36	36	36	***	***	***	***	***	***	34	13000	5.0	2	***	***	***	3
3....	139	36	36	36	***	***	***	***	***	***	35	13000	5.0	1	***	***	***	4
4....	274	98	97	97	***	1	1	***	***	***	89	11000	3.7	9	99	4.3	1	5
5....	204	114	114	114	***	***	***	***	***	***	2	***	***	88	87	3.0	***	7
6....	29	10	10	10	***	***	***	***	***	***	7	12000	5.1	1	***	***	***	***
7....	104	33	33	33	***	***	***	***	***	***	28	12500	5.1	3	***	***	***	1
J-102....	292	89	76	76	***	12	12	***	***	1	54	18500	4.9	31	71	4.0	6	16
1....	32	9	6	6	***	3	3	***	***	***	5	23000	5.0	4	***	***	1	1
2....	38	14	11	11	***	2	2	***	***	***	8	19000	4.6	4	***	***	***	1
3....	26	9	9	9	***	***	***	***	***	***	6	18500	5.7	3	***	***	***	1
4....	9	2	***	***	***	***	***	***	***	***	***	***	***	***	***	***	***	***
5....	68	20	20	20	***	***	***	***	***	***	14	12000	4.9	5	***	3.4	***	5
6....	34	14	10	10	***	4	4	***	***	***	8	19000	4.4	6	69	4.0	1	6
7....	22	6	5	5	***	1	1	***	***	***	3	***	***	3	***	***	***	1
8....	43	15	15	15	***	***	***	***	***	***	9	19500	5.4	5	72	4.2	1	***
J-104....	747	183	175	175	***	8	8	***	***	***	125	10000	5.1	54	100	5.0	3	35
1....	24	8	8	8	***	***	***	***	***	***	3	***	***	4	***	***	***	***
2....	63	16	16	16	***	***	***	***	***	***	6	10000	5.0	10	70	5.0	2	3
3....	162	40	40	40	***	***	***	***	***	***	33	10000	5.1	7	83	5.0	***	7
4....	163	40	40	40	***	***	***	***	***	***	34	10000	5.1	6	85	5.0	***	7
5....	154	39	34	34	***	5	5	***	***	***	26	9500	5.0	11	162	5.1	***	6
6....	181	40	37	37	***	3	3	***	***	***	23	10000	5.1	16	85	5.0	1	12

U.S. CENSUS OF HOUSING: 1960

Series HC(3)-23

CITY BLOCKS

Bakersfield, Calif.

Prepared under the supervision of
WAYNE F. DAUGHERTY, Chief
Housing Division




U.S. DEPARTMENT OF COMMERCE

Luther H. Hodges, *Secretary*

BUREAU OF THE CENSUS

Richard M. Scammon, *Director (From May 1, 1961)*
Robert W. Burgess, *Director (To March 3, 1961)*





BUREAU OF THE CENSUS

RICHARD M. SCAMMON, *Director* (From May 1, 1961)
ROBERT W. BURGESS, *Director* (To March 3, 1961)

A. ROSS ECKLER, *Deputy Director*
HOWARD C. GRIEVES, *Assistant Director*
CONRAD TAEUBER, *Assistant Director*
MORRIS H. HANSEN, *Assistant Director for Statistical Standards*
CHARLES B. LAWRENCE, JR., *Assistant Director for Operations*
WALTER L. KEHRES, *Assistant Director for Administration*
CALVERT L. DEDRICK, *Chief, International Statistical Programs Office*
A. W. VON STRUVE, *Acting Public Information Officer*

Housing Division—

WAYNE F. DAUGHERTY, *Chief*
DANIEL B. RATHBUN, *Assistant Chief*
BEULAH WASHBAUGH, *Special Assistant*
MILTON D. LIEBERMAN, *Chief, Coordination and Research*

Decennial Operations Division—GLEN S. TAYLOR, *Chief*
Electronic Systems Division—ROBERT F. DRURY, *Chief*
Field Division—JEFFERSON D. MCPIKE, *Chief*
Geography Division—WILLIAM T. FAY, *Chief*
Population Division—HOWARD G. BRUNSMAN, *Chief*
Statistical Methods Division—JOSEPH STEINBERG, *Chief*

Library of Congress Card Number: A61-9347

SUGGESTED CITATION

U.S. Bureau of the Census. *U.S. Census of Housing: 1960. Vol. III, City Blocks.*
Series HC(3), No. 23.
U.S. Government Printing Office, Washington, D.C., 1961.

For sale by the Superintendent of Documents, U.S. Government Printing Office, Washington 25, D.C.
or any of the Field Offices of the Department of Commerce — Price 20 cents.

Table 1.—CHARACTERISTICS OF HOUSING UNITS, FOR THE CITY: 1960

Subject	Number	Percent	Subject	Number	Percent
All housing units	19,425	100.0	Occupied housing units—Con.		
CONDITION AND PLUMBING			COLOR		
Sound	16,796	86.5	White	15,590	86.2
With all plumbing facilities	16,445	84.7	Nonwhite	2,490	13.8
Lacking some or all facilities	351	1.8	PERSONS PER ROOM		
Deteriorating	2,316	11.9	1.00 or less	16,557	91.6
With all plumbing facilities	1,989	10.2	1.01 or more	1,523	8.4
Lacking some or all facilities	327	1.7	AVERAGE NUMBER OF ROOMS		
With flush toilet	276	1.4	Owner occupied	5.4	...
No flush toilet	51	0.3	Renter occupied	3.7	...
Dilapidated	313	1.6	VALUE AND RENT		
Occupied housing units	18,080	100.0	Average value	14,000	...
TENURE			Average contract rent	61	...
Owner occupied	11,808	65.3			
Renter occupied	6,272	34.7			

NOTE.—On the map for Bakersfield approximately 1,190 blocks are identified.

Table 2.—CHARACTERISTICS OF HOUSING UNITS, BY BLOCKS: 1960

["Total population" contains no persons in group quarters unless preceded by asterisk; one asterisk (*) denotes less than 10 percent; two asterisks (**), 10 percent or more]

Blocks within census tracts	Total population	All housing units by condition and plumbing								Occupied housing units								
		Total	Sound			Deteriorating			Dilapidated	Owner occupied			Renter occupied			Occupied by non-white	1.01 or more persons per room	
			Total	With all plumbing facilities	Lacking some or all facilities	Total	With all plumbing facilities	Lacking some or all facilities		Total	Average value (dollars)	Average number of rooms	Total	Average contract rent (dollars)	Average number of rooms			
6.....	1222	457	396	396	...	58	58	3	236	12000	5.0	179	67	4.0	2	38
1...	70	35	35	35	31	28000	5.7	1
5...	121	44	38	38	...	6	6	19	11500	4.7	21	64	4.0	1	3
6...	46	16	15	15	...	1	1	5	9000	4.4	10	66	4.5
7...	40	21	20	20	...	1	1	6	17000	5.7	10	63	3.4
8...	67	21	19	19	...	2	2	15	7500	5.3	6	71	3.3	...	2
9...	22	9	8	8	...	1	1	5	4
12...	9	4
16...	2	2
19...	112	34	31	31	...	3	3	16	9000	5.2	18	65	4.3	...	4
20...	63	31	31	31	13	9500	4.8	10	87	4.2	...	2
21...	82	27	24	24	...	2	2	14	8500	4.6	9	61	4.1	...	4
22...	69	26	24	24	...	2	2	10	9500	4.5	14	60	4.0	...	2
23...	55	19	17	17	...	2	2	12	7500	4.8	7	58	4.0	...	2
24...	71	24	23	23	10	10000	4.9	12	58	4.3	...	4
30...	1	1
31...	43	13	9	9	...	4	4	8	8000	4.5	5	55	4.2	...	2
32...	55	22	17	17	...	4	4	11	9000	4.5	10	70	4.2
33...	85	34	29	29	...	5	5	17	11000	4.9	16	55	4.3	...	1
34...	128	49	35	35	...	14	14	29	8000	4.8	13	61	4.3	1	4
36...	62	18	9	9	...	9	9	10	9000	5.0	5	41	3.4	...	6
37...	15	5	5	5	2	3
42...	4	2
7.....	*2479	820	820	820	678	16500	5.6	118	74	3.9	1	26
2...	156	42	42	42	41	28000	6.0	1
3...	72	19	19	19	19	21000	5.8	1
4...	22	7	7	7	6	20000	6.0
5...	**16
6...	111	27	27	27	24	17500	5.7	3	3
7...	50	13	13	13	12	18500	6.0	1
8...	108	32	32	32	31	17500	5.8	3
9...	100	29	29	29	29	18500	6.1	1
10...	32	8	8	8	8	26000	6.1	1
11...	93	30	30	30	28	17500	5.6	1	1
12...	72	20	20	20	18	14500	5.4	2	1
13...	143	42	42	42	40	15500	5.4	2	1
14...	193	55	55	55	53	13500	5.5
15...	39	13	13	13	13	15000	5.2
16...	8	8	8	8	2	3
17...	38	11	11	11	10	18500	6.1	1
18...	55	17	17	17	15	14000	5.5	1
20...	71	24	24	24	18	17500	6.2	5	74	4.4
21...	92	20	20	20	13	13500	5.5	6	87	4.5
22...	56	14	14	14	10	14000	5.2	4	3
24...	52	14	14	14	14	14000	5.9	1
25...	41	17	17	17	16	14500	5.8	1
26...	39	15	15	15	13	14000	5.9	2
27...	37	11	11	11	11	20000	6.3
28...	47	19	19	19	17	14000	5.7	1
29...	48	15	15	15	14	12500	5.4	1	1
30...	28	9	9	9	5	...	5.0	4

City Block Characteristics

Table 2.—CHARACTERISTICS OF HOUSING UNITS, BY BLOCKS: 1960—Con.

["Total population" contains no persons in group quarters unless preceded by asterisk; one asterisk (*) denotes less than 10 percent; two asterisks (**), 10 percent or more]

Blocks within census tracts	Total population	All housing units by condition and plumbing								Occupied housing units								
		Total	Sound			Deteriorating			Dilapidated	Owner occupied			Renter occupied			Occupied by non-white	1.01 or more persons per room	
			Total	With all plumbing facilities	Lacking some or all facilities	Total	With all plumbing facilities	Lacking some or all facilities		Total	Average value (dollars)	Average number of rooms	Total	Average contract (dollars)	Average number of rooms			
								With flush toilet										No flush toilet
31...	32	12	12	12	***	***	***	***	***	10	14000	5.5	2	69	4.0	***	***	
32...	51	19	19	19	***	***	***	***	***	13	12500	5.0	6	***	***	***	2	
33...	39	22	22	22	***	***	***	***	***	16	12000	5.2	4	***	***	***	***	
34...	24	10	10	10	***	***	***	***	***	7	16500	6.1	2	***	***	***	***	
35...	27	11	11	11	***	***	***	***	***	8	18500	5.8	3	***	***	***	***	
36...	43	16	16	16	***	***	***	***	***	15	15000	5.7	1	***	***	***	***	
37...	42	16	16	16	***	***	***	***	***	15	11500	5.3	1	***	***	***	***	
38...	32	13	13	13	***	***	***	***	***	13	12500	5.1	***	***	***	***	***	
39...	38	16	16	16	***	***	***	***	***	14	13500	4.9	1	***	***	***	***	
40...	52	18	18	18	***	***	***	***	***	14	14000	4.6	4	***	***	***	2	
41...	61	24	24	24	***	***	***	***	***	16	15000	5.5	5	80	4.4	***	***	
42...	69	23	23	23	***	***	***	***	***	18	16000	5.8	5	80	3.6	***	1	
43...	37	17	17	17	***	***	***	***	***	13	10500	4.6	4	***	***	***	***	
44...	87	39	39	39	***	***	***	***	***	11	13000	4.7	27	69	3.2	***	3	
45...	43	24	24	24	***	***	***	***	***	7	13500	5.0	14	61	3.1	***	***	
46...	23	9	9	9	***	***	***	***	***	8	17000	5.5	1	***	***	1	***	
8.....	*6113	1621	1609	1608	1	12	11	1	***	1465	17500	5.6	130	124	4.4	4	88	
1...*	**89	2	***	***	***	***	***	***	***	***	***	***	***	***	***	***	***	
2...	26	7	7	7	***	***	***	***	***	7	38000	7.1	***	***	***	***	***	
3...	27	7	7	7	***	***	***	***	***	7	42000	6.7	***	***	***	***	***	
4...	244	99	99	99	***	***	***	***	***	30	16000	5.9	63	126	3.5	***	4	
5...	41	11	11	11	***	***	***	***	***	11	37000	6.3	***	***	***	***	***	
6...	42	10	10	10	***	***	***	***	***	10	42000	6.9	***	***	***	***	1	
7...	73	20	20	20	***	***	***	***	***	20	32000	5.8	***	***	***	***	***	
8...	71	20	20	20	***	***	***	***	***	20	36000	6.2	***	***	***	***	1	
9...	83	19	19	19	***	***	***	***	***	18	17000	6.2	***	***	***	***	***	
10...	118	30	30	30	***	***	***	***	***	30	18000	6.1	***	***	***	2	1	
11...	30	10	10	10	***	***	***	***	***	10	23000	5.4	***	***	***	***	***	
12...	95	27	27	27	***	***	***	***	***	27	24000	5.7	***	***	***	***	***	
13...	113	32	31	31	***	1	1	***	***	30	20000	5.3	1	***	***	1	2	
14...	89	22	22	22	***	***	***	***	***	18	16000	5.9	2	***	***	***	***	
15...	85	22	22	22	***	***	***	***	***	19	14500	6.3	3	***	***	***	1	
16...	165	47	47	47	***	***	***	***	***	43	13000	5.8	2	***	***	***	3	
17...	190	48	48	48	***	***	***	***	***	46	13500	5.9	1	***	***	***	1	
18...	259	66	66	65	1	***	***	***	***	63	15000	6.1	3	***	***	***	1	
19...	80	20	20	20	***	***	***	***	***	19	18500	5.4	1	***	***	***	2	
20...	138	37	36	36	***	1	1	***	***	34	16000	5.1	2	***	***	***	2	
21...	83	24	24	24	***	***	***	***	***	24	25000	5.8	***	***	***	***	1	
22...	83	22	22	22	***	***	***	***	***	21	26000	5.8	1	***	***	***	1	
23...	*82	20	20	20	***	***	***	***	***	19	26000	6.2	1	***	***	***	***	
24...	233	58	58	58	***	***	***	***	***	56	20000	5.9	***	***	***	***	5	
25...	137	36	36	36	***	***	***	***	***	35	21000	5.5	***	***	***	***	2	
26...	185	49	49	49	***	***	***	***	***	48	21000	5.6	1	***	***	***	3	
27...	95	23	23	23	***	***	***	***	***	22	14500	5.5	1	***	***	***	1	
28...	58	16	16	16	***	***	***	***	***	15	15500	5.7	***	***	***	***	1	
29...	56	15	15	15	***	***	***	***	***	13	13500	5.1	2	***	***	***	2	
30...	143	39	39	39	***	***	***	***	***	36	13500	5.3	3	***	***	***	6	
31...	120	30	30	30	***	***	***	***	***	30	13500	5.2	***	***	***	***	4	
32...	112	31	31	31	***	***	***	***	***	28	14000	5.1	3	***	***	***	2	
33...	136	38	38	38	***	***	***	***	***	34	14000	5.2	3	***	***	***	3	
34...	108	27	27	27	***	***	***	***	***	25	14000	5.4	2	***	***	***	3	
35...	89	22	22	22	***	***	***	***	***	22	15500	5.3	***	***	***	***	1	
36...	82	22	22	22	***	***	***	***	***	21	14500	5.2	1	***	***	***	1	
37...	91	25	25	25	***	***	***	***	***	24	14000	5.4	1	***	***	***	1	
38...	129	33	33	33	***	***	***	***	***	31	15500	5.6	2	***	***	***	1	
39...	105	29	29	29	***	***	***	***	***	28	15000	5.5	***	***	***	***	1	
40...	119	30	30	30	***	***	***	***	***	27	15500	5.4	3	***	***	***	1	
41...	99	25	25	25	***	***	***	***	***	25	16500	5.4	***	***	***	1	1	
42...	96	26	26	26	***	***	***	***	***	25	17500	5.5	1	***	***	***	2	
43...	128	31	31	31	***	***	***	***	***	31	15500	5.8	***	***	***	***	1	
44...	110	26	22	22	***	4	4	***	***	25	15500	5.7	1	***	***	***	1	
45...	71	21	21	21	***	***	***	***	***	20	15000	5.6	1	***	***	***	***	
46...	68	16	16	16	***	***	***	***	***	16	16500	5.3	***	***	***	***	3	
47...	89	30	30	30	***	***	***	***	***	20	14500	5.5	***	***	***	***	1	
48...	100	28	26	26	***	2	2	***	***	25	16500	5.2	8	91	3.6	***	1	
49...	115	28	27	27	***	1	1	***	***	24	16000	6.0	3	***	***	***	2	
50...	105	28	28	28	***	***	***	***	***	28	15500	5.1	***	***	***	***	3	
51...	103	28	26	26	***	2	1	***	***	24	15500	5.3	3	***	***	***	3	
52...	107	27	26	26	***	1	1	***	***	26	14500	5.4	***	***	***	***	1	
53...	107	28	28	28	***	***	***	***	***	28	15500	5.4	***	***	***	***	4	
54...	100	23	23	23	***	***	***	***	***	22	14000	5.8	1	***	***	***	***	
55...	28	11	11	11	***	***	***	***	***	10	12000	5.2	1	***	***	***	***	
56...	84	20	20	20	***	***	***	***	***	19	13500	6.0	1	***	***	***	***	
57...	74	20	20	20	***	***	***	***	***	18	13500	5.0	2	***	***	***	1	
58...	79	20	20	20	***	***	***	***	***	19	13000	5.1	1	***	***	***	***	
60...	77	20	20	20	***	***	***	***	***	20	12000	5.0	***	***	***	***	1	
62...	69	20	20	20	***	***	***	***	***	19	13500	5.2	1	***	***	***	1	
9.....	2416	738	737	737	***	1	1	***	***	628	19500	5.8	14	93	5.7	4	20	
1...*	369	145	144	144	***	1	1	***	***	93	19000	6.0	2	***	***	***	3	
2...	46	19	19	19	***	***	***	***	***	12	31000	6.1	***	***	***	***	1	
4...	94	52	52	52	***	***	***	***	***	47	15500	5.0	1	***	***	***	***	
5...	46	18	18	18	***	***	***	***	***	14	27000	5.9	***	***	***	***	***	
6...	37	12	12	12	***	***	***	***	***	10	38000	6.3	***	***	***	***	***	
8...	35	15	15	15	***	***	***	***	***	10	28000	6.3	***	***	***	***	1	

Table 2.—CHARACTERISTICS OF HOUSING UNITS, BY BLOCKS: 1960—Con.

["Total population" contains no persons in group quarters unless preceded by asterisk; one asterisk (*) denotes less than 10 percent; two asterisks (**), 10 percent or more]

Blocks within census tracts	Total population	All housing units by condition and plumbing							Occupied housing units							1.01 or more persons per room		
		Sound			Deteriorating			Dilapidated	Owner occupied			Renter occupied			Occupied by non-white			
		Total	With all plumbing facilities	Lacking some or all facilities	Total	With all plumbing facilities	Lacking some or all facilities		Total	Average value (dollars)	Average number of rooms	Total	Average contract rent (dollars)	Average number of rooms				
					With flush toilet	No flush toilet												
9....	104	29	29	29	28	20000	5.5	1	3	...
10....	83	23	23	23	22	18000	5.5	1	...
11....	112	29	29	29	27	15000	5.9	1
12....	107	24	24	24	22	16000	6.0	2
13....	102	29	29	29	28	18500	5.4
14....	102	26	26	26	26	17500	6.0
15....	80	22	22	22	20	15500	6.3	1
16....	106	26	26	26	26	16500	6.1
17....	117	30	30	30	28	19000	5.7	1
18....	107	31	31	31	26	21000	5.9	2
19....	74	22	22	22	20	22000	5.6	1
20....	112	27	27	27	26	20000	6.5
21....	36	9	9	9	9	17000	6.1
22....	102	24	24	24	22	20000	6.5	2
23....	90	26	26	26	26	25000	5.9
24....	101	28	28	28	26	19500	5.5
25....	116	26	26	26	26	18500	5.5
26....	46	18	18	18	11	16500	5.5
28....	92	28	28	28	23	17500	5.3
12.....	762	293	223	223	...	48	48	22	145	8000	4.8	130	56	3.7	1	25
1....	33	12	10	10	...	2	2	6	9500	5.0	5	63	3.8	...	2
2....	22	8	5	5	...	3	3	1	4	...	3
3....	60	28	25	25	...	4	4	12	10000	4.9	15	62	3.2
4....	76	28	24	24	...	4	4	8	10000	4.8	20	62	3.6	...	3
5....	1	1
6....	55	21	20	20	...	1	1	15	11000	4.6	5	58	4.0
7....	32	18	15	15	...	3	3	12	6000	4.6	4
8....	57	20	16	16	...	4	4	12	10000	5.2	8	60	3.6	...	1
9....	50	25	24	24	...	1	1	10	9500	5.1	12	58	3.2
10....	9	3
11....	40	11	8	8	...	3	3	6	...	5.7	5	...	4.0
12....	67	21	14	14	...	7	7	10	6500	4.4	10	55	4.6	...	4
13....	37	14	11	11	...	2	2	1	6	7000	4.8	7	58	4.6	...	2
14....	51	17	6	6	...	4	4	7	12	5500	4.5	3	4
15....	38	24	21	21	...	3	3	10	7500	4.5	9	58	3.2	...	1
16....	1	1
17....	49	17	14	14	...	3	3	13	5000	4.5	4	1	2
18....	67	21	6	6	...	4	4	11	4	...	17	35	3.8	...	5	...
21....	17	3
13.....	1636	656	465	463	2	147	130	8	9	44	291	8000	5.0	316	54	3.8	2	57
1....	8	4
2....	26	10	10	10	5	...	5.2	5	62	3.4	...	1
3....	43	17	16	16	...	1	1	6	8000	4.5	9	58	4.1	...	1
4....	36	18	14	14	...	4	4	14	8500	5.1	2	1
5....	3	2
6....	34	21	17	17	...	4	4	11	10000	4.8	5	...	3.8
7....	38	21	13	13	...	7	7	1	7	...	5.0	10	53	3.8	...	1
8....	29	15	8	8	...	7	3	4	6	...	6.2	6	44	2.5	...	1
9....	11	5	3	3	...	2	2	4	1
10....	54	27	26	26	...	1	1	12	12000	5.0	15	64	3.7	...	1
11....	44	22	22	22	12	7000	4.9	10	55	4.1
12....	63	19	15	15	...	4	4	12	8500	5.3	6	55	4.3	...	2
13....	41	20	20	20	11	8500	4.7	7	54	4.3
14....	57	24	19	19	...	5	5	13	7500	4.8	11	60	3.5
15....	55	21	20	20	...	1	1	9	10500	5.1	12	71	4.2	...	1
16....	43	21	18	18	...	3	3	7	8500	4.4	12	58	4.0	...	2
17....	57	25	17	17	...	3	1	2	...	5	9	7000	5.6	15	55	3.5	...	1
18....	46	19	13	13	...	6	6	9	7000	5.4	9	52	3.7	...	1
19....	40	14	7	7	...	7	7	8	8000	5.3	6	59	4.8	...	2
20....	55	26	24	24	...	2	2	12	6500	5.1	12	55	3.8	...	1
21....	47	13	4	4	...	5	5	4	4	8	46	4.8	...	3
22....	52	20	10	10	...	2	2	8	8	8500	4.6	10	45	4.2	...	2
23....	65	23	13	13	...	8	8	2	5	...	5.6	18	53	3.7	1	1
24....	46	18	13	13	...	4	4	1	13	7000	4.8	5	46	4.6	...	1
25....	39	14	12	12	...	1	1	6	8500	4.8	7	56	3.7	...	1
26....	63	21	20	20	...	1	1	10	8500	4.7	11	53	3.3	...	2
27....	59	25	12	10	2	8	8	5	6	6500	5.3	19	45	3.1	...	3
28....	63	19	16	16	...	1	1	2	12	6500	4.8	6	48	4.5	...	5
29....	73	27	10	10	...	10	9	1	...	7	9	7000	5.0	14	49	3.7	...	3
30....	36	17	11	11	...	4	4	2	12	5500	4.8	5	47	4.8
31....	59	25	14	14	...	10	10	1	6	6500	4.7	17	49	3.8	...	2
32....	78	25	15	15	...	9	9	1	9	5500	5.7	16	46	3.8	...	6
33....	56	14	7	7	...	6	6	1	3	10	65	4.2	...	5
34....	73	26	17	17	...	6	6	3	10	5500	4.0	12	56	3.6	1	4
35....	23	6	4	4	...	2	2	4	2	1
36....	1	1
37....	20	11	11	1	1	9	3	2
14.....	*2685	1206	887	844	43	260	218	42	...	59	539	11500	5.4	561	55	3.7	19	48
2....	43	21	17	17	...	3	3	1	7	10500	4.6	12	54	3.5	...	1
3....	14	7	7	7	2	...	5	...	3.8
5....	18	8	4	4	...	3	3	1	3	...	5	49	3.4
6....	49	27	26	26	...	1	1	15	9000	4.5	10	58	2.9
7....	60	28	23	23	...	5	5	12	10000	5.4	14	60	3.9
8....	12	8	8	8	8	56	2.9

Table 2.—CHARACTERISTICS OF HOUSING UNITS, BY BLOCKS; 1960—Con.

["Total population" contains no persons in group quarters unless preceded by asterisk: one asterisk (*) denotes less than 10 percent; two asterisks (**), 10 percent or more]

Table with columns: Blocks within census tracts, Total population, All housing units by condition and plumbing (Sound, Deteriorating, Dilapidated), Occupied housing units (Owner occupied, Renter occupied), Occupied by non-white, 1.01 or more persons per room.

City Block Characteristics

Table 2.—CHARACTERISTICS OF HOUSING UNITS, BY BLOCKS: 1960—Con.

["Total population" contains no persons in group quarters unless preceded by asterisk; one asterisk (*) denotes less than 10 percent. two asterisks (**). 10 percent or more]

Blocks within census tracts	Total population	All housing units by condition and plumbing									Occupied housing units							
		Sound			Deteriorating			Dilapidated	Owner occupied			Renter occupied			Occupied by non-white	1.01 or more persons per room		
		Total	With all plumbing facilities	Lacking some or all facilities	Total	With all plumbing facilities	Lacking some or all facilities		Total	Average value (dollars)	Average number of rooms	Total	Average contract rent (dollars)	Average number of rooms				
					With flush toilet	No flush toilet												
16....	**2749	1334	766	692	74	467	374	92	1	101	247	11000	5.0	927	56	2.9	136	61
1....	33	11	11	11	10	13000	5.1	1
6....	2	1
9....	30	10	10	10	9	14000	5.6	1
11....	21	14	12	9	3	2	1	1	11	52	3.0
12....	23	8	5	5	2	7	28	4.7
14....	23	7	2	2	3	2	3	3	4	...	2	1	...
15....	66	28	7	7	...	13	13	3	21	54	3.9	...	2
16....	20	7	3	3	...	4	4	3	4
18....	27	16	2	2	...	14	14	3	9	44	4.0	...	1
20....	19	4
22....	5	7	1	1	...	3	3	3	2
23....	23	21	7	7	...	14	11	3	5	9500	5.0	10	57	3.5
25....	4	3
26....	42	17	3	3	...	6	6	8	15	50	3.6	...	1
28....	18	10	3	3	...	6	6	1	5	53	3.0	...	1
29....	63	22	3	3	...	16	16	3	6500	3.7	10	44	4.2	3	5
30....	3	1
32....	**56	24	2	2	...	19	18	1	3	17	59	3.9	3	...
33....	47	16	15	15	1	8000	5.8	6	53	4.3	1	3
34....	27	26	25	25	1	17	55	2.5
36....	58	31	3	3	...	27	23	4	1	24	52	3.5	1	1
37....	23	12	1	1	...	9	9	2	9	39	3.6
39....	18	14	14	14	3	9	100	3.7
40....	12	10	9	9	1	8	53	3.4
41....	22	8	7	7	...	1	1	1	2	1
44....	29	15	13	5	8	2	11500	5.2	10	43	3.2	...	3
45....	8	3
46....	25	9	2	2	7
48....	13	7	3	3	...	4	4	4	6	40	3.3	2	1
49....	37	12	3	3	...	4	4	5	3	8	52	4.9	3	...
50....	38	7	1	1	...	1	1	5	4	3	...	1	3	...
51....	16	7	1	1	...	5	5	1	5	49	3.2	4	2
52....	13	4
54....	12	4
55....	5	1
61....	23	9
62....	31	19	12	12	...	7	7	1	6	209	4.8
63....	30	20	20	20	1	13	55	3.8	...	1
64....	10	7	7	2	5	4	13	57	3.0
67....	27	10	1	1	...	9	9	2	7	48	5.0	7	...
68....	11	4
69....	21	8	4	4	...	2	2	4	4	...	7
70....	42	16	3	3	...	5	4	1	8	8000	4.8	6	45	3.7	9	2
72....	2	1
73....	15	4
74....	32	12	11	11	1	2
75....	24	6	3	3	6	8000	4.2	5	...	6	3	...
77....	**15	3	1	4	...	2	1	...
83....	36	17	4	4	...	13	13	3	12	41	3.6	2	1
84....	42	28	25	12	13	3	3	5	...	5.0	14	48	2.5	...	2
85....	34	18	13	12	1	5	5	4	11	53	4.3	...	1
86....	42	28	23	22	1	5	5	3	24	49	2.9
89....	9	8	8	1	7	8	52	1.5	1	...
94....	6	4
95....	16	10	2	2	...	6	6	2
96....	4	1	1	7	46	3.6	2	...
97....	9	6	4	4
100....	28	27	1	...	1	26	...	26	1	4
103....	25	24	24	17	7	1	26	46	1.0	3	1
104....	41	35	35	22	13	24	42	1.1	1	...
106....	12	3	1	34	48	1.3	...	2
107....	26	14	11	11	...	3	3	1
109....	60	49	49	49	13	56	4.8
115....	14	14	14	2	12	1	48	77	1.1	1	3
117....	3	1	14	46	1.1	2	...
118....	17	9	8	8	...	1	1
119....	18	14	8	8	...	6	3	3	4	5	47	3.4	3	...
120....	2	1	1	12	40	3.2	2	...
121....	10	4
122....	6	18	18	1	17	1	5	31	1.0
123....	1	1
125....	4	2
126....	16	13	13	8	5
127....	15	8	7	7	...	1	1	1	12	53	1.1	...	1
128....	43	33	31	21	10	2	2	6	84	5.0
129....	13	8	2	...	2	1	32	44	2.7	1	...
131....	27	27	27	27	...	6	4	2	1	7	44	1.9	...	1
132....	56	66	66	66	27	48	1.0
134....	14	10	4	4	...	5	1	4	1	48	74	1.2	...	1
135....	9	8	6	6	7	37	3.0
136....	12	7	7	7	...	2	2	1	4
137....	9	5	1	1	...	4	2	1	8
139....	3	2	1	63	3.8
140....	1	4
141....	31	14	4	4
142....	**30	11	9	9	...	8	8	2	12	53	4.0	...	1

Table 2.—CHARACTERISTICS OF HOUSING UNITS, BY BLOCKS: 1960—Con.

["Total population" contains no persons in group quarters unless preceded by asterisk; one asterisk (*) denotes less than 10 percent; two asterisks (**), 10 percent or more]

Blocks within census tracts	Total population	All housing units by condition and plumbing								Occupied housing units							
		Total	Sound			Deteriorating			Dilapidated	Owner occupied			Renter occupied			Occupied by non-white	1.01 or more persons per room
			Total	With all plumbing facilities	Lacking some or all facilities	Total	With all plumbing facilities	Lacking some or all facilities		Total	Average value (dollars)	Average number of rooms	Total	Average contract rent (dollars)	Average number of rooms		
							With flush toilet	No flush toilet									
144... **301	3
146... 3	3
148... 14	6	...	6	...	2	...	2
149... **29	11	11	5	6
150... 13	7	7	7
151... 1
155... 2
164... 13	5	5	5
172... 33	20	20	20
173... 11	5	4	4	...	1	...	1
174... 68	41	40	40	...	1	...	1	...	9	12000	4.7	30	55	3.1	1	...	
175... 60	32	25	25	...	7	...	7	...	11	10000	4.5	20	68	4.3	4	...	
176... 75	31	22	21	1	9	...	9	...	16	10000	5.1	12	52	3.0	8	2	
177... 65	33	13	13	...	19	19	9	13000	5.2	20	49	3.1	12	2	
178... 35	9	2	2	...	6	...	3	...	3	6	43	4.3	3	3	
179... 3	2
181... 13	4
182... 18	8	4	4	...	4	...	2	...	5	11500	7.4	2	6	...
183... 23	8	8	8	1
184... 37	21	21	18	3	6	...	4.7	14	52	3.7	1	1	...
185... 36	12	10	10	...	2	2	2	8	55	4.4	...	1	...
186... 1	1
7... **4365	1776	1616	1571	45	155	107	47	1	5	1048	21000	6.1	621	69	3.6	4	30
1... 282	82	82	82	75	22000	5.9	7	103	5.3	...	2
3... 25	10	10	10	9	12500	5.2
4... 55	16	16	16	14	13000	5.0	2	1
5... 72	20	20	20	18	13000	5.2	2	1
6... 69	20	19	19	...	1	1	17	13500	5.1	3
7... 42	20	20	20	15	13000	5.1	3
8... 60	20	20	20	20	13500	5.2
9... 60	20	20	20	17	13000	5.2	3
10... 55	20	20	20	17	14000	5.2	3
11... 61	20	20	20	19	13000	5.4	1
12... 35	13	13	13	11	16000	5.8	1
13... 66	15	15	15	15	18000	5.9	3
14... 28	8	8	8	8	37000	6.4	1
15... 49	15	15	15	14	25000	5.8	1
16... 46	16	16	16	16	21000	5.8
17... 51	17	17	17	15	21000	5.5	2
18... 60	22	21	21	...	1	1	21	23000	5.5
19... 60	22	22	22	22	21000	5.5
20... 63	29	29	29	13	14500	5.2	16	91	3.6
21... 33	22	22	22	3	19	91	3.3
22... 61	27	24	24	...	3	3	13	22000	5.3	12	76	3.9
23... 23	7	7	7	7	36000	6.3
24... 47	16	16	15	1	14	34000	6.1	1
25... 42	13	13	13	13	31000	6.5
26... 41	11	11	11	11	32000	6.4
27... 76	25	25	25	24	25000	5.5	1	1
28... 36	13	13	13	13	24000	6.0
29... 37	13	13	13	13	31000	6.2
30... 44	14	14	14	13	39000	7.3
31... 50	18	18	18	17	36000	6.3
32... 26	7	7	7	7	37000	6.7
34... 14	6	6	6	4
35... 35	10	10	10	9	42000	7.6
36... 39	10	10	10	10	40000	7.5
37... 38	13	13	13	12	35000	6.7	1
38... 32	10	10	10	10	38000	7.6	1
39... 33	8	8	8	8	39000	10.1
40... 38	19	19	19	17	26000	6.8
41... 38	16	15	15	...	1	1	13	25000	7.2	2	1
42... 30	10	7	7	...	3	3	6	16000	7.8	4
43... 26	10	10	10	6	13500	6.7	4	1
44... 51	17	13	13	...	4	4	8	8500	5.4	8	71	4.8	1
45... 25	10	9	9	...	1	1	4	6	82	3.7
46... 33	21	21	21	2	17	91	3.6
47... 40	23	22	22	5	...	5.0	15	74	3.7	1
48... 34	16	10	10	...	4	4	8	6000	4.8	6	47	3.7
49... 30	13	12	12	...	1	1	7	11000	5.3	5	1	...
50... 31	13	10	10	...	3	3	5	19000	8.8	7	60	4.3
51... 32	10	9	9	...	1	1	7	15000	6.4	2
52... 40	13	13	13	6	16000	6.7	7	68	4.6
53... 3	2
54... 18	7	7	7	7	29000	7.3
55... 15	5	5	5	5	32000	7.0
56... 16	5	5	5	5	25000	7.6
57... 14	6	6	6	6	29000	7.0
58... 51	15	15	15	14	30000	7.2	1	2
59... 15	7	7	7	7	28000	6.7
60... 13	6	6	6	4	1
61... 22	8	8	8	8	23000	6.8
62... 17	6	6	6	6	19500	7.0
63... **23	6	6	6	5	...	6.2	1
64... 13	7	7	7	5	16500	7.6

City Block Characteristics

Table 2.—CHARACTERISTICS OF HOUSING UNITS, BY BLOCKS: 1960—Con.

["Total population" contains no persons in group quarters unless preceded by asterisk; one asterisk (*) denotes less than 10 percent; two asterisks (**), 10 percent or more]

Blocks within census tracts	Total population	All housing units by condition and plumbing										Occupied housing units						
		Sound					Deteriorating					Owner occupied			Renter occupied			
		Total	With all plumbing facilities	Lacking some or all facilities	Total	With all plumbing facilities	Lacking some or all facilities		Dilapidated	Total	Average value (dollars)	Average number of rooms	Total	Average contract (dollars)	Average number of rooms	Occupied by non-white	1.01 or more persons per room	
							With flush toilet	No flush toilet										
65...	27	9	7	7	***	2	2	***	***	***	8	14500	7.0	***	***	***	***	
66...	27	12	12	12	***	***	***	***	***	***	5	13000	6.6	6	62	4.3	***	
67...	32	23	23	23	***	***	***	***	***	***	7	20000	5.3	16	80	3.9	***	
68...	37	20	8	8	***	12	12	***	***	***	3	***	5.0	15	60	3.7	***	
69...	76	51	24	24	***	27	23	4	***	***	5	17000	5.0	42	56	3.4	***	
70...	27	16	15	14	1	1	1	***	***	***	5	15000	4.6	10	66	3.8	1	
71...	24	13	12	12	***	1	1	***	***	***	1	***	4.3	11	63	4.8	***	
72...	35	19	19	19	***	***	***	***	***	***	5	11000	5.6	14	66	4.1	***	
73...	25	11	6	6	***	5	5	***	***	***	4	***	6	6	58	4.3	***	
74...	32	18	17	10	7	1	1	***	***	***	5	12000	6.2	12	66	2.8	***	
75...	28	12	10	10	***	2	2	***	***	***	9	15500	6.4	2	***	***	***	
76...	33	12	10	10	***	2	2	***	***	***	3	***	6.2	8	66	4.1	***	
77...	22	8	7	7	***	1	1	***	***	***	6	18500	6.2	1	***	***	***	
78...	22	6	6	6	***	***	***	***	***	***	6	30000	7.5	***	***	***	***	
79...	28	14	13	13	***	1	1	***	***	***	7	22000	5.9	5	113	4.8	***	
80...	21	5	5	5	***	***	***	***	***	***	5	38000	8.4	***	***	***	***	
81...	24	14	14	14	***	***	***	***	***	***	6	22000	7.2	6	84	4.0	***	
82...	29	14	12	12	***	2	2	***	***	***	6	18500	7.3	5	81	5.0	***	
83...	10	3	***	***	***	***	***	***	***	***	***	***	***	***	***	***	***	
84...	28	8	***	8	***	1	1	***	***	***	6	18500	7.8	3	***	***	***	
85...	**41	20	20	17	3	***	***	***	***	***	5	21000	6.0	10	80	3.5	***	
86...	*64	27	26	26	***	1	1	***	***	***	7	21000	7.0	19	57	4.6	1	
87...	**44	19	9	9	***	10	5	5	***	***	3	***	***	14	58	3.0	1	
88...	19	11	4	4	***	6	6	***	***	***	7	19500	7.0	2	***	***	***	
89...	67	72	36	36	***	35	4	31	***	***	1	***	***	51	61	2.1	***	
90...	20	16	16	14	2	***	***	***	***	***	5	***	7.4	10	55	3.3	***	
91...	32	20	20	15	5	***	***	***	***	***	9	11000	6.3	11	41	1.8	***	
92...	6	4	***	***	***	***	***	***	***	***	***	***	***	***	***	***	***	
93...	37	22	22	22	***	***	***	***	***	***	1	***	***	18	74	3.8	1	
94...	5	2	***	***	***	***	***	***	***	***	***	***	***	***	***	***	***	
95...	62	20	20	20	***	***	***	***	***	***	19	17000	6.3	***	***	***	1	
96...	65	20	20	20	***	***	***	***	***	***	16	14000	5.6	3	***	***	***	
98...	68	23	23	23	***	***	***	***	***	***	21	15500	5.8	2	***	***	***	
99...	38	13	13	13	***	***	***	***	***	***	11	12000	5.7	2	***	***	1	
100...	22	11	9	9	***	2	2	***	***	***	5	12000	7.4	5	65	4.6	***	
101...	34	15	15	11	4	***	***	***	***	***	6	***	7.7	8	56	3.9	1	
102...	35	27	27	27	***	***	***	***	***	***	5	***	6.2	21	56	2.5	***	
103...	14	10	9	5	4	1	1	***	***	***	2	***	***	6	43	3.2	***	
104...	14	11	9	7	2	2	1	1	***	***	1	***	***	8	63	2.9	***	
105...	45	36	28	12	16	8	1	6	1	***	3	***	***	30	44	2.2	1	
106...	33	19	13	13	***	6	6	***	***	***	3	***	***	14	49	3.4	1	
107...	**87	37	35	35	***	2	2	***	***	***	5	***	4.8	29	71	3.3	2	
108...	82	34	34	34	***	***	***	***	***	***	17	14000	5.2	16	69	3.2	2	
109...	81	28	28	28	***	***	***	***	***	***	19	11500	5.5	8	79	4.0	2	
110...	71	25	25	25	***	***	***	***	***	***	22	12000	5.5	2	***	***	1	
111...	72	25	25	25	***	***	***	***	***	***	22	11500	5.2	3	***	***	***	
114...	6	1	***	***	***	***	***	***	***	***	***	***	***	***	***	***	***	
18.....	1298	356	342	342	***	14	14	***	***	***	309	12000	5.0	39	94	4.1	31	
2...	74	22	21	21	***	1	1	***	***	***	18	11500	5.1	2	***	***	2	
3...	163	44	44	44	***	***	***	***	***	***	38	11000	5.0	6	93	5.0	3	
4...	144	44	44	44	***	***	***	***	***	***	42	11500	5.1	2	***	***	***	
5...	181	44	43	43	***	1	1	***	***	***	40	10500	5.1	3	***	***	8	
6...	118	34	32	32	***	2	2	***	***	***	23	17500	5.4	10	94	2.4	3	
7...	79	23	21	21	***	2	2	***	***	***	19	11500	5.0	3	***	***	2	
8...	105	26	23	23	***	3	3	***	***	***	22	11500	5.0	3	***	***	4	
9...	70	20	19	19	***	1	1	***	***	***	19	11500	4.9	1	***	***	2	
10...	38	12	12	12	***	***	***	***	***	***	12	11000	4.8	***	***	***	***	
11...	43	11	11	11	***	***	***	***	***	***	10	12000	5.0	1	***	***	***	
12...	75	22	21	21	***	1	1	***	***	***	19	12000	4.9	3	***	***	1	
13...	83	21	20	20	***	1	1	***	***	***	20	12000	4.8	1	***	***	2	
14...	83	21	19	19	***	2	2	***	***	***	19	11500	5.1	1	***	***	3	
15...	42	12	12	12	***	***	***	***	***	***	8	17500	5.5	3	***	***	1	
19.....	*7647	2979	2733	2716	17	241	226	13	2	5	1794	13500	5.5	989	68	4.1	30	105
1...	23	12	5	5	***	7	7	***	***	***	1	***	***	9	60	3.7	1	
2...	22	15	12	12	***	3	3	***	***	***	6	***	4.3	6	57	4.0	***	
3...	118	51	35	35	***	16	15	1	***	***	26	15000	4.8	22	59	4.1	2	
4...	21	9	9	9	***	***	***	***	***	***	2	***	***	7	51	3.4	***	
5...	73	30	25	25	***	5	5	***	***	***	10	11000	5.7	16	61	4.6	1	
6...	26	8	8	8	***	***	***	***	***	***	6	10000	4.8	2	***	***	1	
7...	122	52	52	50	2	***	***	***	***	***	34	9000	5.4	12	65	4.1	2	
8...	97	35	35	33	2	***	***	***	***	***	17	10500	5.4	16	64	3.8	3	
9...	49	22	22	22	***	***	***	***	***	***	13	10000	5.0	6	79	4.3	***	
10...	55	22	22	22	***	***	***	***	***	***	14	12500	5.2	6	84	4.5	***	
11...	85	34	34	33	1	***	***	***	***	***	17	14000	5.9	15	73	3.9	2	
12...	66	27	27	27	***	***	***	***	***	***	23	12500	6.0	4	***	***	***	
13...	74	27	26	26	***	1	1	***	***	***	22	11000	5.6	3	***	***	2	
14...	47	23	23	23	***	***	***	***	***	***	14	9000	6.1	7	62	4.7	***	
15...	99	37	34	34	***	3	3	***	***	***	21	22000	7.4	8	60	5.8	***	
16...	161	73	60	60	***	13	12	1	***	***	30	9500	5.2	36	50	3.8	2	
17...	36	29	8	8	***	21	20	1	***	***	6	9500	4.3	20	45	3.1	1	
18...	13	9	***	***	***	8	8	4	***	1	2	***	***	6	31	2.0	1	
19...	33	15	7	7	***	8	8	***	***	***	6	8000	4.3	8	61	3.6	1	
20...	4	1	***	***	***	***	***	***	***	***	***	***	***	***	***	***	***	
21...	159	65	50	48	2	15	15	***	***	***	33	9500	5.9	24	63	4.8	4	

Table 2.—CHARACTERISTICS OF HOUSING UNITS, BY BLOCKS: 1960—Con.

["Total population" contains no persons in group quarters unless preceded by asterisk; one asterisk (*) denotes less than 10 percent; two asterisks (**), 10 percent or more]

Blocks within census tracts	Total population	All housing units by condition and plumbing									Occupied housing units							
		Total	Sound			Deteriorating			Dilapidated	Owner occupied			Renter occupied			1.01 or more persons per room		
			Total	With all plumbing facilities	Lacking some or all facilities	Total	With all plumbing facilities	Lacking some or all facilities		Total	Average value (dollars)	Average number of rooms	Total	Average contract rent (dollars)	Average number of rooms		Occupied by non-white	
								With flush toilet										No flush toilet
22...	60	23	19	19	...	4	4	16	10500	5.4	6	67	5.2	
23...	69	25	25	25	17	13000	6.1	5	59	5.0	...	1	
24...	62	24	24	24	21	16000	6.3	2	
25...	71	40	40	40	21	14000	6.0	15	83	3.4	
26...	44	22	22	22	17	12500	5.6	2	
27...	74	25	25	25	15	13500	5.3	8	68	3.9	...	1	
28...	86	28	28	28	16	11500	5.8	12	79	5.1	
29...	65	26	26	26	18	12500	5.7	7	83	5.3	
30...	64	24	24	24	19	12500	5.5	5	71	5.6	
31...	11	7	5	5	...	2	2	3	4	1	...	
32...	149	70	65	65	...	5	4	...	1	33	10500	5.6	35	61	4.1	...	1	
33...	22	11	8	8	...	3	3	4	6	65	4.3	1	...	
34...	23	13	1	1	...	12	10	2	...	1	7	54	4.9	
35...	19	12	12	12	4	6	57	3.2	...	1	
36...	29	13	11	11	...	2	2	5	...	5.0	8	56	3.6	...	1	
37...	139	49	47	47	...	2	2	31	13000	5.6	16	67	4.5	1	3	
38...	101	41	37	37	...	4	4	24	14000	5.9	13	64	4.3	3	3	
39...	38	16	16	16	12	28000	7.8	3	
40...	80	41	41	41	19	25000	6.8	21	73	3.4	...	1	
41...	131	68	68	68	17	16000	5.6	48	78	3.6	
42...	121	43	42	42	...	1	1	29	12000	5.1	13	74	4.2	...	1	
43...	62	19	19	19	16	12500	5.1	2	
44...	52	29	28	28	...	1	1	16	7000	4.4	9	64	3.9	...	1	
45...	84	24	22	22	...	2	2	13	8500	5.0	11	69	3.9	2	5	
46...	35	13	12	12	...	1	1	5	...	4.4	6	62	4.2	3	1	
47...	36	11	10	10	1	8	8000	5.1	1	1	1	
48...	57	18	15	15	...	3	3	15	10500	5.2	2	6	2	
49...	47	20	17	17	...	1	1	...	2	12	8500	4.5	7	...	4.0	1	...	
50...	107	36	32	30	2	3	3	...	1	24	11500	5.0	8	61	3.3	1	5	
51...	77	20	20	20	20	15000	5.4	3	
52...	**39	11	7	7	...	4	4	6	17000	5.8	4	
53...	50	26	25	25	...	1	1	10	10000	5.4	12	70	4.0	
54...	55	32	31	31	...	1	1	11	12500	5.4	10	63	3.6	...	1	
55...	67	25	25	25	13	18000	6.2	9	82	5.0	...	2	
56...	36	16	16	16	9	16500	5.2	7	67	4.0	
57...	74	27	27	27	17	9500	5.6	10	62	4.8	
58...	**77	28	28	27	1	18	10500	5.8	10	57	4.3	...	1	
59...	20	15	15	15	3	11	88	2.5	1	...	
60...	56	19	15	14	1	4	4	6	11500	5.2	13	60	3.8	...	3	
61...	5	3	
62...	53	27	23	23	...	4	4	4	20	90	3.9	...	1	
63...	39	17	17	17	7	27000	5.0	8	70	4.4	1	2	
64...	28	9	9	9	1	6	68	5.0	...	2	
65...	31	15	11	11	...	4	4	6	13000	5.2	8	57	4.1	
66...	69	36	29	27	2	7	4	3	...	13	8000	4.8	22	59	3.6	1	1	
67...	56	30	22	22	...	8	8	8	8000	4.9	18	72	4.1	1	...	
68...	60	17	13	13	...	4	4	14	9500	5.8	3	1	
69...	50	21	14	14	...	7	7	11	7500	4.8	7	65	4.1	...	1	
70...	55	20	19	17	2	1	1	11	11000	5.3	9	51	4.2	...	1	
71...	77	24	21	21	...	3	3	11	18000	6.0	12	73	5.0	...	1	
72...	82	37	28	28	...	9	9	11	10500	5.0	22	69	3.9	
73...	34	13	9	9	...	4	4	10	18500	5.8	1	
74...	26	8	8	8	7	19000	5.9	1	
75...	93	28	28	28	25	15000	5.4	3	1	
76...	46	18	18	18	17	12000	5.1	
77...	66	18	18	18	16	13000	5.1	2	2	
78...	68	16	16	16	15	12500	5.1	1	3	
79...	87	27	27	27	25	16500	5.6	2	
80...	25	7	7	7	7	21000	6.3	
81...	68	28	22	22	...	6	6	11	12000	5.1	13	62	4.2	...	3	
82...	52	22	17	17	...	5	5	15	11500	5.5	6	51	4.0	...	1	
83...	66	30	24	24	...	6	6	16	15500	5.5	13	77	4.4	
84...	106	35	28	28	...	7	7	27	13000	5.4	8	84	4.5	...	1	
85...	58	18	18	18	17	17500	6.1	1	
86...	61	16	16	16	15	25000	5.8	1	1	
87...	87	22	22	22	22	18000	5.3	1	
88...	91	24	23	21	2	1	1	22	11500	5.2	1	3	
89...	77	23	23	23	19	13000	5.2	3	
90...	42	14	14	14	10	13000	5.2	3	1	
91...	55	15	15	15	14	27000	6.5	1	1	
92...	68	21	21	21	20	15500	5.4	1	2	
93...	48	22	22	22	14	12000	5.7	6	74	4.3	
94...	57	33	33	33	11	10500	4.9	21	65	3.7	
95...	67	30	30	30	14	9000	5.1	11	62	4.8	...	1	
96...	43	20	20	20	5	...	5.2	15	64	3.5	...	1	
97...	51	20	20	20	12	12500	6.2	7	66	5.3	
98...	62	20	20	20	19	12000	5.8	1	1	
99...	38	16	13	13	...	3	3	11	11500	5.5	5	67	3.8	1	2	
100...	33	11	11	11	10	13000	5.5	1	
101...	103	30	30	30	27	15000	5.6	3	1	
102...	182	62	61	61	...	1	1	49	15000	5.2	12	89	4.3	1	2	
103...	90	27	26	26	...	1	1	23	13500	5.0	4	1	
104...	147	44	43	43	...	1	1	...	1	41	12000	5.2	2	
105...	80	24	24	24	21	13500	5.5	3	
106...	99	37	36	36	...	1	1	21	19000	5.2	15	69	3.3	1	1	
107...	35	9	9	9	7	12500	5.3	1	1	
108...	64	17	17	17	17	12500	5.4	1	

Table 2.—CHARACTERISTICS OF HOUSING UNITS, BY BLOCKS: 1960—Con.

["Total population" contains no persons in group quarters unless preceded by asterisk; one asterisk (*) denotes less than 10 percent; two asterisks (**). 10 percent or more]

Blocks within census tracts	Total population	All housing units by condition and plumbing								Occupied housing units								
		Total	Sound		Deteriorating		Dilapidated	Owner occupied			Renter occupied			Occupied by non-white	1.01 or more persons per room			
			Total	With all plumbing facilities	Lacking some or all facilities	Total		With all plumbing facilities	Lacking some or all facilities	Total	Average value (dollars)	Average number of rooms	Total			Average contract rent (dollars)	Average number of rooms	
With flush toilet	No flush toilet																	
109...	29	9	9	9	7	17500	5.7	1
110...	9	4	11	17500	5.6	1
111...	34	14	14	14	14	15500	7.1	1
112...	55	17	17	17	17	12500	6.4	4
113...	57	21	21	21	17	12500	4.6	15	80	4.1
114...	58	32	32	32	14	12000	4.3	11	67	4.1
115...	49	26	25	25	...	1	1	15	13000	6.1	3
116...	48	21	21	21	19	14000	6.1	3
117...	45	19	19	19	19	14000	6.1	3
118...	30	14	14	14	10	16500	5.6	3
119...	58	25	25	25	18	11500	4.9	6	71	5.3	...	1
120...	56	21	21	21	18	12500	4.8	5	68	3.6	...	1
121...	47	18	18	18	10	21000	6.3	7	75	4.1	...	1
122...	49	20	20	20	15	12000	5.5	6	76	5.5
123...	53	21	21	21	14	14000	5.4	7	75	4.6	...	1
124...	9	5	5	5	1	2
125...	9	5	4	4	...	1	1	2	2
20.....	*4955	1708	1454	1432	22	240	234	4	2	14	1007	10000	5.0	595	67	3.8	555	180
1...	5	5	5	5	5	153	1.0
2...	51	19	19	19	14	15500	5.6	4	1
3...	51	22	22	22	13	12000	5.3	9	79	3.8
4...	52	19	19	19	13	11000	5.5	4	2
5...	27	12	12	12	9	11000	5.1	2
6...	17	9	5	4	1	4	4	3	4	7	...
7...	10	5	1	1	...	4	3	...	1	...	2	2	4	...
8...	36	11	8	8	...	3	3	4	6	47	4.0	8	3
9...	13	4
10...	25	16	9	9	...	4	4	3	5	7500	5.6	9	78	2.4	5	1
11...	26	13	4	4	...	9	9	3	10	55	3.8	2	...
12...	2	1	2
13...	12	5	4	4	...	4	4	2	9	59	3.6
14...	21	12	8	8	...	5	5	2	5	48	4.0	5	1
15...	23	11	6	6	3	8	8	9	5500	4.4	2	9	...
16...	25	11	3	3	...	8	8	3	3	6	1
17...	**28	9	8	7	1	1	1	6	10000	5.0	4	8	...
18...	27	10	10	10	...	5	5	10	8000	4.9	3	7	2
19...	38	14	9	9	...	5	5	26	14000	5.3	8	73	3.6
20...	70	40	40	40	23	18000	5.7	3
21...	62	25	25	25	7	13000	5.1	1
22...	21	8	8	8	8	12000	5.1	1	3	1
23...	30	9	9	9	...	2	2	4	1	3	1
24...	14	6	4	4	...	2	2	4	1	3	1
25...	43	18	14	14	...	4	4	9	5000	4.8	6	57	3.7	7	2
26...	64	22	15	15	...	7	7	11	5500	4.5	11	44	3.4	21	5
28...	21	11	7	7	...	4	4	5	...	3.4	6	46	3.0	11	1
29...	25	8	2	2	...	6	6	6	4500	5.2	2	5	2
30...	23	14	9	8	1	5	5	5	...	4.8	8	50	3.8	1	...
31...	24	13	10	9	1	3	3	1	10	55	4.1
32...	15	7	7	7	1	6	62	4.8	...	1
33...	37	17	12	12	...	5	5	10	5500	4.4	7	57	4.1	1	1
34...	57	16	10	10	...	6	6	7	5500	4.4	8	59	4.4	8	3
35...	37	13	9	8	1	4	4	8	6000	4.8	4	10	2
36...	30	9	7	7	...	2	2	6	8000	4.7	3	6	2
37...	55	11	4	4	...	7	7	4	7	53	4.6	9	5
38...	36	12	12	12	8	7000	4.6	3	8	1
39...	20	13	11	11	...	2	2	5	7500	4.4	4	3	...
40...	32	8	8	8	8	13000	5.8
41...	48	21	21	21	15	10500	5.0	4	1	1
42...	19	10	10	9	1	7	10500	5.3
43...	87	37	37	37	20	10500	5.0	16	76	3.8	...	2
44...	149	52	49	46	3	3	2	1	39	11500	5.5	10	60	4.2	5	4
45...	161	59	49	49	...	10	9	1	42	9000	4.6	17	49	4.5	12	6
46...	*165	38	26	25	1	12	11	1	27	9000	4.9	10	48	4.3	27	8
47...	130	35	26	26	...	8	8	27	8000	4.7	7	54	4.1	24	9
48...	93	25	15	15	...	10	10	15	7500	4.9	10	53	4.3	17	4
49...	**127	26	21	21	...	5	5	14	7000	5.1	12	52	4.3	13	3
50...	20	7	7	7	3	4
51...	13	8	8	8	1	7	62	4.0
52...	28	15	12	11	1	3	3	6	...	3.8	8	43	3.4
53...	30	13	13	13	4	9	49	4.0	1	1
54...	39	10	8	7	1	2	2	7	8000	4.9	2	9	4
55...	18	2
56...	89	24	23	18	5	1	1	12	11500	5.2	6	...	5.3	12	4
57...	131	42	33	33	...	9	9	19	9500	5.0	23	58	3.4	17	7
58...	33	15	14	13	1	1	1	5	...	4.4	9	54	3.8	1	...
59...	24	15	13	10	3	2	1	1	4	7	55	3.7
60...	33	15	9	9	...	6	6	7	9000	4.6	8	59	4.1	...	1
61...	79	29	27	27	...	2	2	11	7500	4.8	18	198	2.0	3	7
62...	66	28	25	25	...	3	3	13	12000	4.9	14	61	4.0	1	...
63...	110	35	25	25	...	10	10	14	8000	4.6	18	55	3.9	20	8
64...	143	40	39	39	...	1	1	35	12500	5.0	5	57	4.0	34	7
66...	71	20	20	20	15	10500	4.8	4	1
67...	6	4
68...	40	11	11	11	8	10500	5.3	1	2
69...	30	10	10	10	8	10000	5.0	1	1
70...	26	6	6	6	6	10000	5.3

Table 2. — CHARACTERISTICS OF HOUSING UNITS, BY BLOCKS: 1960—Cont.

["Total population" contains no persons in group quarters unless preceded by asterisk; one asterisk (*) denotes less than 40 percent; two asterisks (**) 40 percent or more]

Blocks within census tracts	Total population	All housing units by condition and plumbing									Occupied housing units							
		Sound			Deteriorating				Blurred	Curtain occupied			Renter occupied			100 per cent of total units		
		Total	With all plumbing facilities	Lacking some or all facilities	Total	With all plumbing facilities	Lacking some or all facilities	With flush toilet		No flush toilet	Total	Average value (dollars)	Average number of rooms	Total	Average value (dollars)		Average number of rooms	100 per cent of total units
71...	113	33	20	20	...	12	12	1	18	9000	4.8	13	55	3.8	23	8
72...	**46	16	9	9	...	6	6	5	...	5.6	9	57	4.8	...	2
73...	149	85	78	78	...	3	3	16	10000	5.4	61	93	3.0	12	1
74...	67	23	14	14	...	8	8	1	17	9000	4.8	5	54	3.8	19	1
75...	190	52	52	52	44	11000	4.9	7	53	3.6	41	8
76...	41	11	11	11	9	9500	5.6	2
77...	78	19	19	19	17	11500	5.4	3	1
78...	87	25	25	25	20	10500	5.1	3	3
79...	4
80...	16	5	5	5	5	12000	5.2
81...	80	23	21	21	...	2	2	20	11000	5.5	3	23	1
82...	108	38	33	33	...	5	5	20	8500	5.0	13	52	3.5	9	5
83...	95	32	29	29	...	1	1	1	26	9800	4.7	5	55	3.6	25	3
84...	219	62	59	58	1	2	2	1	38	11000	5.5	23	58	3.8	42	10
85...	43	12	11	11	...	1	1	10	10500	5.3	1	1
86...	108	26	26	26	22	11000	5.0	4	4
87...	78	24	24	24	21	11000	5.2	2
88...	50	12	12	12	9	11500	5.0	2	1
89...	12	8	8	8	8	90	2.0	...	1
90...	3	1
91...	26	8	8	8	8	12000	4.8	1
92...	46	11	11	11	8	9500	5.1	3	3
93...	11	3
94...	16	8	7	7	...	1	1	5	...	5.0	3	1	...
95...	9	6	6	6	4	1
96...	31	15	13	13	...	1	1	1	8	10500	4.3	4	2	1
97...	16	9	9	9	2	6	87	5.0	...	1
21.....	3	1
2.....	3	1
22.....	*5819	1754	1323	1236	87	408	324	62	22	24	689	6500	4.7	919	44	3.6	1460	429
1.....	73	19	15	15	...	4	4	8	5500	4.3	9	42	3.2	16	10
2.....	65	15	14	14	...	1	1	9	8500	5.6	6	44	3.5	15	5
3.....	340	112	108	88	20	4	3	1	14	7000	4.6	94	42	3.8	100	27
4.....	94	22	22	21	1	22	44	4.5	22	6
5.....	155	38	38	38	38	46	4.2	36	10
7.....	145	32	32	32	31	49	4.6	25	13
8.....	168	38	38	38	38	45	4.3	36	11
9.....	151	36	36	36	36	47	4.4	36	10
10.....	88	21	18	18	...	3	3	6	5000	5.3	14	45	3.9	20	10
11.....	60	16	13	13	...	2	2	1	7	8000	4.9	7	41	3.9	14	7
12.....	55	18	11	11	...	7	6	...	1	...	7	8500	4.7	6	39	3.5	15	4
13.....	65	17	15	14	1	1	1	1	12	8500	4.8	4	16	5
14.....	57	21	13	13	...	7	2	...	5	...	13	7900	4.5	6	34	3.1	17	6
15.....	131	36	6	3	1	30	18	4	8	...	6	6500	4.7	28	37	3.1	27	11
16.....	104	40	40	40	14	7500	5.3	24	44	3.4	38	4
17.....	127	33	33	31	2	17	7500	5.1	15	77	3.8	32	11
18.....	*95	26	21	20	1	5	3	2	12	7000	4.9	12	46	3.6	24	8
19.....	*156	64	44	38	6	20	1	18	1	...	20	7000	4.9	43	41	2.3	62	8
20.....	*120	21	18	18	...	1	1	2	11	7500	5.2	8	40	3.9	19	10
21.....	4	4
22.....	52	17	10	8	2	7	6	1	6	8000	5.2	11	35	2.9	12	4
23.....	21	7	3	3	...	4	3	1	3	4	6	1
24.....	*109	28	15	15	...	13	13	16	4000	4.5	11	51	3.5	26	6
25.....	78	23	14	14	...	9	3	6	8	8000	5.0	13	37	2.6	21	5
27.....	61	25	22	21	1	3	1	1	1	...	13	8500	4.4	9	43	3.7	22	4
28.....	143	29	21	21	...	8	8	17	4500	4.9	10	42	3.9	15	11
29.....	27	11	2	2	...	9	9	8	4000	3.5	2	10	2
30.....	31	11	10	10	...	1	1	9	8000	5.0	9	1
31.....	43	13	11	10	1	2	9	5500	5.6	4	13	2
32.....	*20	11	9	9	...	2	2	7	5500	4.7	3	10	...
33.....	26	8	5	5	...	3	3	7	4000	4.1	1	8	2
34.....	*40	16	10	10	...	4	4	2	6	4500	4.8	7	37	3.1	13	2
35.....	*54	12	12	11	1	3	9	45	4.2	11	2
36.....	*106	29	21	20	1	6	7	1	19	4500	4.9	6	39	3.0	23	9
37.....	149	42	34	33	1	8	8	18	4500	4.7	22	37	3.5	25	11
38.....	81	27	24	19	5	2	...	1	1	1	13	5500	4.2	10	47	3.0	20	7
39.....	89	27	24	23	1	3	1	2	15	8000	4.6	7	48	4.3	22	5
40.....	114	27	26	26	...	1	1	14	7000	4.7	13	42	4.0	21	9
41.....	76	37	25	25	...	12	11	1	13	6500	4.2	15	43	3.3	28	3
42.....	108	35	21	21	...	14	14	8	8000	5.0	22	47	3.6	30	11
43.....	95	24	17	15	2	7	5	2	16	5000	4.9	7	43	3.0	23	9
44.....	71	22	18	17	1	4	4	9	6500	5.0	6	54	4.0	15	7
45.....	54	22	11	11	...	10	9	1	...	1	12	5500	4.5	8	49	2.9	20	2
46.....	80	23	19	18	1	4	4	17	6000	4.4	4	21	8
47.....	51	32	23	11	12	9	4	5	4	19	42	1.9	23	3
48.....	130	50	43	43	6	6	6	1	12	7500	4.7	30	54	2.7	41	13
49.....	75	18	12	12	...	6	6	11	6000	5.0	5	44	4.6	15	5
50.....	49	17	11	11	...	6	6	8	8000	5.0	6	41	3.5	14	4
51.....	67	27	20	18	2	6	6	1	7	4500	4.1	17	45	3.6	24	2
52.....	50	23	10	10	...	10	7	...	3	3	8	5000	4.0	11	44	3.0	19	4
53.....	57	19	14	14	...	3	3	2	9	5500	4.7	6	45	3.8	15	4
54.....	61	22	19	19	...	3	2	8	5500	4.5	8	44	3.8	16	5
55.....	87	31	25	18	7	6	2	3	...	1	11	5000	4.5	20	37	2.9	28	4
56.....	87	26	14	14	...	11	11	1	17	6000	4.6	8	39	2.5	25	6
57.....	94	31	19	19	...	12	11	...	1	...	14	6500	4.9	14	33	2.8	13	8

Table 2.—CHARACTERISTICS OF HOUSING UNITS, BY BLOCKS: 1960—Con.

["Total population" contains no persons in group quarters unless preceded by asterisk; one asterisk (*) denotes less than 10 percent; two asterisks (**), 10 percent or more]

Blocks within census tracts	Total population	All housing units by condition and plumbing										Occupied housing units								
		Sound					Deteriorating					Dilapidated	Owner occupied			Renter occupied			Occupied by non-white	1.01 or more persons per room
		Total	Total	With all plumbing facilities	Lacking some or all facilities	Total	With all plumbing facilities	Lacking some or all facilities		Total	Average value (dollars)		Average number of rooms	Total	Average contract rent (dollars)	Average number of rooms				
								With flush toilet	No flush toilet											
58...	93	22	13	13	...	9	9	6	7500	4.5	14	61	3.9	...	10		
59...	97	23	22	22	...	1	1	20	8000	4.6	3	16	7		
60...	103	24	16	16	...	8	7	...	1	...	11	6500	4.5	12	44	3.8	21	8		
61...	69	20	11	11	...	9	9	7	7500	4.7	12	44	3.7	18	7		
62...	83	27	16	13	...	8	8	1	...	2	12	7500	4.9	14	41	3.7	26	6		
63...	*61	22	17	11	2	8	4	3	1	1	8	7000	4.9	9	41	3.8	17	3		
64...	**63	19	6	6	...	11	9	2	...	2	15	6500	4.5	3	12	3		
65...	69	19	15	15	...	4	4	7	7000	4.7	10	45	3.5	16	3		
66...	28	17	8	7	1	9	8	...	1	...	7	4000	4.3	7	33	2.7	14	...		
67...	38	11	11	11	...	2	2	9	7000	5.4	4	13	1		
68...	21	6	5	5	...	1	1	4	2	5	1		
69...	93	30	26	15	11	4	4	11	6500	4.5	18	40	3.2	28	3		
70...	24	10	7	7	...	2	2	1	4	3	7	1		
71...	60	18	11	11	...	6	6	16	7000	4.2	2	15	4		
72...	48	12	9	9	...	3	3	6	7000	4.3	4	8	5		
73...	80	21	13	13	...	8	8	12	5500	4.6	9	41	3.7	12	6		
23.....	8	2	
4....	8	2	
24.....	15	4	
1....	15	4	
26.....	2499	840	833	831	2	7	7	672	11500	5.1	146	72	4.4	5	28		
1....	76	29	29	29	23	12000	5.0	5		
2....	133	49	49	49	34	12500	5.0	15	59	4.2	5	...		
3....	21	7	6	6	...	1	1	5	11500	6.2	2		
4....	49	25	25	25	17	11500	5.5	8	79	4.3		
5....	84	39	38	38	...	1	1	20	14000	4.9	18	64	4.1	...	1		
6....	35	14	14	14	14	10500	5.0		
7....	54	15	15	15	11	11500	4.9	4	2		
8....	47	16	16	16	10	11000	4.7	6	48	3.3		
9....	43	14	14	14	9	11000	4.8	3	1		
10....	41	15	15	15	10	10500	5.1	3		
11....	159	54	54	54	47	11000	5.3	6	91	4.3	...	1		
12....	255	79	78	78	...	1	1	65	11000	4.9	12	81	4.5	2	3		
13....	131	39	39	39	34	9500	5.2	4		
14....	94	28	27	27	...	1	1	24	8500	5.1	4	1		
15....	20	8	8	8	7	9000	4.9	1		
16....	42	15	15	15	15	10000	4.5	1		
17....	44	16	16	16	15	12500	5.2	1	1		
18....	33	12	12	12	10	14000	5.3	2		
19....	93	28	25	25	...	3	3	21	13500	5.3	6	74	5.0	1	1		
20....	90	27	27	25	2	19	10000	5.2	8	74	4.4	3	3		
21....	163	50	50	50	40	11000	5.2	8	68	4.4	...	1		
22....	156	50	50	50	42	12000	5.1	7	80	4.7	...	1		
23....	127	48	48	48	42	12000	5.5	6	...	4.5		
24....	87	27	27	27	23	11000	5.3	4		
25....	87	25	25	25	21	12500	5.6	3		
26....	69	27	27	27	23	12000	5.2	2	4		
27....	102	30	30	30	28	12000	5.3	2		
28....	164	54	54	54	43	11000	5.1	7	80	4.9	2	...		
27.....	572	201	201	201	132	13000	5.2	57	77	4.4	...	9		
1....	37	13	13	13	8	14000	5.9	5	74	4.0		
2....	95	41	41	41	24	14500	5.0	12	63	4.3	...	2		
3....	76	28	28	28	16	13500	5.4	12	83	4.8		
4....	38	26	26	26	10	11000	5.0	15	67	3.8		
5....	36	14	14	14	14	13500	5.4		
6....	92	23	23	23	20	11500	5.2	2		
7....	20	5	5	5	4	1	1		
8....	49	12	12	12	10	14500	5.4	2	2		
9....	40	12	12	12	8	13500	5.3	1	1		
10....	45	12	12	12	5	13500	5.4	6	92	5.0	...	2		
11....	41	14	14	14	12	12500	4.8	1	1		
12....	3	1		
29.....	2046	561	561	561	468	14500	5.5	44	104	5.5	5	40		
1....	33	10	10	10	9	14000	5.4	1	3		
2....	216	60	60	60	55	15000	5.3	4	1		
3....	155	45	45	45	39	15000	5.6	2		
4....	65	16	16	16	15	14000	5.1	1	2		
5....	62	18	18	18	15	13500	5.2	3		
6....	51	14	14	14	13	14000	5.0	1	2		
7....	73	20	20	20	19	14000	5.1	1	1		
8....	79	20	20	20	19	14500	5.6	1	2		
9....	64	14	14	14	13	13500	5.5	1	1		
10....	374	94	94	94	85	15000	5.6	6	98	5.7	...	6		
11....	59	12	12	12	12	13000	6.1	2	4		
12....	42	12	12	12	9	13500	5.0	2	1		
13....	44	12	12	12	12	14500	5.3	1		
14....	95	22	22	22	18	14000	5.4	4	2		
15....	64	16	16	16	14	16500	5.8	2		
16....	118	30	30	30	25	15000	5.7	2	2	5		
17....	53	14	14	14	11	14500	5.7	2		

Table 2.—CHARACTERISTICS OF HOUSING UNITS, BY BLOCKS: 1960—Con.

["Total population" contains no persons in group quarters unless preceded by asterisk (*) one asterisk (*) denotes less than 10 percent; two asterisks (**), 10 percent or more]

Blocks within census tracts	Total population	All housing units by condition and plumbing									Occupied housing units						
		Total	Sound			Deteriorating			Dilapidated	Owner occupied			Renter occupied			Occupied by non-white	1.01 or more persons per room
			Total	With all plumbing facilities	Lacking some or all facilities	Total	With all plumbing facilities	Lacking some or all facilities		Total	Average value (dollars)	Average number of rooms	Total	Average contract rent (dollars)	Average number of rooms		
19...	156	42	42	42	35	15000	5.7	1	3
20...	82	21	21	21	16	15500	5.7	4	2
21...	42	17	17	17	13	12000	5.1
22...	68	21	21	21	13	11000	5.6	2	1	3
23...	43	16	16	16	6	13000	5.7	4	1
24...	8	15	15	15	2
30.....	*3237	827	818	817	1	9	9	714	12500	5.2	71	94	5.2	4	86
3...	2	1
4...	43	16	15	15	...	1	1	12	12500	5.3	3	1
5...	79	22	22	22	19	11500	4.6	3	4
6...	656	162	161	161	...	1	1	143	12500	5.1	15	94	5.1	1	24
7...	85	23	23	23	21	12500	5.2	2	1
8...	66	22	22	22	20	11500	4.6	2	1
9...	159	40	38	38	...	2	2	33	11500	4.9	5	90	5.0	1	8
10...	165	38	36	36	...	2	2	33	13000	5.5	3	4
11...	154	33	33	33	29	13500	5.4	3	8
12...	86	20	20	20	15	13000	5.6	3	1
13...	130	36	36	36	34	11000	5.7	2	1
14...	60	15	14	14	...	1	1	11	12000	4.9	4	1
15...	96	23	23	23	21	11500	5.1	2	4
16...	94	24	24	24	21	12000	5.2	3	2
17...	106	25	24	24	...	1	1	23	11500	5.0	1	4
18...	265	62	62	62	57	11500	5.7	3	3
19...	*189	55	55	54	1	43	15000	5.3	3	1	3
20...	46	10	10	10	9	16500	5.7	1
21...	62	18	18	18	15	11000	4.8	3
22...	163	38	38	38	32	12000	5.0	6	89	5.2	...	4
23...	93	24	24	24	19	11500	4.9	3	4
24...	143	32	32	32	30	11500	5.6	1	2
25...	178	45	45	45	43	11500	5.6	1	4
26...	61	20	20	20	16	15000	5.4	1
27...	56	23	23	23	14	14000	5.1	1	...
31.....	1015	316	316	316	254	14000	5.2	2	26
1...	...	4
2...	106	49	49	49	26	13500	5.1	3
3...	626	187	187	187	161	14000	5.2	15
5...	74	17	17	17	16	15500	5.3	2
6...	95	25	25	25	21	14000	5.3	1	3
7...	114	34	34	34	30	14500	5.3	1	3
51.....

U.S. CENSUS OF HOUSING: 1960

Series HC(3)-24

CITY BLOCKS

Barstow, Calif.


Prepared under the supervision of
WAYNE F. DAUGHERTY, Chief
Housing Division



U.S. DEPARTMENT OF COMMERCE
Luther H. Hodges, Secretary

BUREAU OF THE CENSUS

Richard M. Scammon, *Director (From May 1, 1961)*
Robert W. Burgess, *Director (To March 3, 1961)*





BUREAU OF THE CENSUS

RICHARD M. SCAMMON, *Director* (From May 1, 1961)

ROBERT W. BURGESS, *Director* (To March 3, 1961)

A. ROSS ECKLER, *Deputy Director*

HOWARD C. GRIEVES, *Assistant Director*

CONRAD TAEUBER, *Assistant Director*

MORRIS H. HANSEN, *Assistant Director for Statistical Standards*

CHARLES B. LAWRENCE, JR., *Assistant Director for Operations*

WALTER L. KEHRES, *Assistant Director for Administration*

CALVERT L. DEDRICK, *Chief, International Statistical Programs Office*

A. W. VON STRÜVE, *Acting Public Information Officer*

Housing Division—

WAYNE F. DAUGHERTY, *Chief*

DANIEL B. RATHBUN, *Assistant Chief*

BEULAH WASHBAUGH, *Special Assistant*

MILTON D. LIEBERMAN, *Chief, Coordination and Research*

Decennial Operations Division—GLEN S. TAYLOR, *Chief*

Electronic Systems Division—ROBERT F. DRURY, *Chief*

Field Division—JEFFERSON D. MCPHIE, *Chief*

Geography Division—WILLIAM T. FAY, *Chief*

Population Division—HOWARD G. BRUNSMAN, *Chief*

Statistical Methods Division—JOSEPH STRINBERG, *Chief*

Library of Congress Card Number: A61-9347

SUGGESTED CITATION

U.S. Bureau of the Census. *U.S. Census of Housing: 1960. Vol. III, City Blocks.*
Series HC(3), No. 24.

U.S. Government Printing Office, Washington, D.C., 1961.

For sale by the Superintendent of Documents, U.S. Government Printing Office, Washington 25, D.C.
or any of the Field Offices of the Department of Commerce — Price 20 cents.

Table 1.—CHARACTERISTICS OF HOUSING UNITS, FOR THE CITY: 1960

Subject	Number	Percent	Subject	Number	Percent
All housing units	3,849	100.0	Occupied housing units—Con.		
CONDITION AND PLUMBING			COLOR		
Sound	3,249	84.4	White	3,219	94.2
With all plumbing facilities	3,156	82.0	Nonwhite	200	5.8
Lacking some or all facilities	93	2.4	PERSONS PER ROOM		
Deteriorating	306	8.0	1.00 or less	2,792	81.7
With all plumbing facilities	197	5.1	1.01 or more	627	18.3
Lacking some or all facilities	109	2.8	AVERAGE NUMBER OF ROOMS		
With flush toilet	99	2.6	Owner occupied	5.0	...
No flush toilet	10	0.3	Renter occupied	3.4	...
Dilapidated	294	7.6	VALUE AND RENT		
Occupied housing units	3,419	100.0	Average value	13,500	...
TENURE			Average contract rent	69	...
Owner occupied	1,787	52.3			
Renter occupied	1,632	47.7			

NOTE.—On the map for Barstow approximately 110 blocks are identified.

Table 2.—CHARACTERISTICS OF HOUSING UNITS, BY BLOCKS: 1960

["Total population" contains no persons in group quarters unless preceded by asterisk; one asterisk (*) denotes less than 10 percent; two asterisks (**), 10 percent or more]

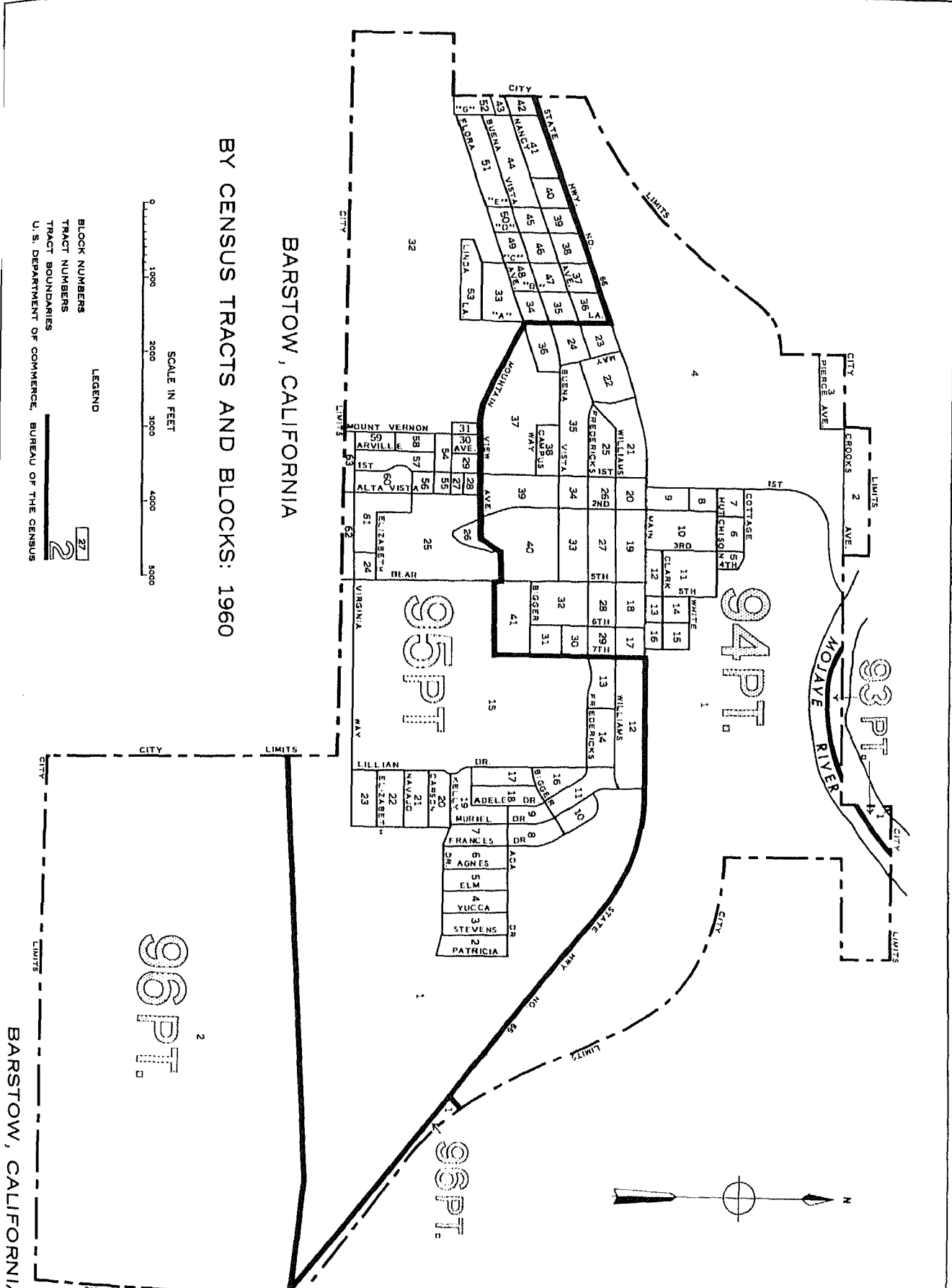
Blocks within census tracts	Total population	All housing units by condition and plumbing									Occupied housing units							
		Total	Sound			Deteriorating			Dilapidated	Owner occupied			Renter occupied			Occupied by non-white	1.01 or more persons per room	
			Total	With all plumbing facilities	Lacking some or all facilities	Total	With all plumbing facilities	Lacking some or all facilities		Total	Average value (dollars)	Average number of rooms	Total	Average contract rent (dollars)	Average number of rooms			
93.....
94.....	*4387	1803	1284	1212	72	285	181	98	6	234	415	10500	4.7	1077	63	3.1	157	317
1...*	434	198	137	133	4	38	16	22	...	23	26	8000	4.9	84	56	3.2	45	45
2...*	*143	55	17	16	1	34	18	13	3	4	14	5000	4.4	28	44	3.1	21	11
3...*	35	15	10	9	1	5	4	1	6	...	4.3	8	49	2.6	4	3
4...*	*620	310	197	170	27	60	48	11	1	53	85	7500	3.6	152	71	2.6	16	54
5...*	17	6	6	6	1	5	...	5.2
7...*	48	23	22	22	...	1	1	7	8000	4.3	15	68	2.9	...	2
8...*	41	21	17	15	2	4	3	1	4	14	72	3.4	1	1
9...*	42	20	20	18	2	3	17	80	2.7	1	1
10...*	63	46	32	27	5	14	3	10	1	...	5	...	5.8	21	52	2.7	3	4
11...*	151	71	55	43	12	12	5	7	...	4	15	6500	4.7	44	56	2.7	3	8
12...*	5	3
13...*	25	12	8	8	...	3	3	1	1	9	44	3.3	...	2
14...*	*84	18	12	12	...	4	2	2	...	2	10	7000	5.3	7	47	3.4	...	3
15...*	88	24	18	18	...	3	2	1	...	3	8	...	4.9	14	47	3.2	5	9
16...*	26	8	4	4	...	4	3	1	2	6	46	3.8	...	1
17...*	103	46	32	28	4	12	5	7	...	2	2	34	89	2.4	2	13
18...*	18	17	6	6	...	11	11	3	11	50	1.5
19...*	50	26	21	21	5	4	17	49	3.5	1	4
21...*	147	68	66	66	...	2	2	9	15000	4.8	55	68	3.0	...	6
22...*	99	43	42	42	...	1	...	1	5	...	5.0	36	81	3.6	...	1
23...*	41	14	14	14	6	11500	4.7	7	72	3.6	...	1
24...*	95	34	34	34	10	13000	4.8	22	76	3.5	...	5
25...*	106	40	40	40	16	14000	5.3	22	70	3.4	3	4
26...*	*81	34	30	29	1	4	4	10	11500	5.0	19	62	3.1	4	4
27...*	99	47	42	36	6	5	4	1	13	10000	5.2	29	52	3.8	2	1
28...*	94	41	38	37	1	3	1	2	9	...	4.8	29	76	3.6	...	3
29...*	102	34	21	20	1	13	4	9	10	10000	4.9	18	48	3.3	3	8
30...*	90	26	14	14	...	8	5	3	...	4	6	...	5.2	17	45	3.1	6	10
31...*	136	36	23	23	...	11	6	5	...	2	10	...	5.4	26	49	3.0	8	16
32...*	160	73	71	71	...	2	2	25	9000	4.8	37	71	3.7	...	2
33...*	169	59	33	33	...	2	2	24	12	13000	5.7	38	65	3.3	4	16
34...*	45	25	25	23	2	6	14000	5.5	18	59	3.2	...	1
35...*	139	68	68	68	15	14000	5.0	46	70	3.2	1	3
36...*	74	27	27	27	13	12500	5.0	13	88	3.1	...	1
37...*	28	9	9	9	9	13500	4.9	1
39...*	287	88	44	44	...	5	5	39	15	15500	4.4	64	67	2.9	9	33
40...*	292	93	14	14	...	14	14	65	14	12000	5.2	74	53	3.3	5	27
41...*	*110	25	12	10	2	10	8	1	...	3	6	...	4.7	18	47	3.2	10	13
95.....	*7052	1992	1914	1897	17	19	16	1	2	59	1325	14000	5.1	550	79	4.0	42	299
1...*	1328	442	442	437	5	340	14000	4.9	41	113	4.0	7	41
2...*	107	28	28	28	24	15500	6.2	1
3...*	102	27	27	27	26	15000	6.3	1
4...*	98	26	26	26	25	15500	6.3	1
5...*	107	26	26	26	22	14500	5.8	4	3
6...*	101	26	26	26	22	14500	5.7	5	2
7...*	104	23	23	23	17	13000	5.3	5	98	5.0	...	5
8...*	91	19	19	19	18	14500	5.3	1	5
9...*	67	16	16	16	10	14000	5.1	6	100	4.7	...	3
10...*	64	15	15	15	13	13000	5.2	2	3
11...*	139	30	30	30	25	11500	4.8	5	73	4.2	...	10

City-Block Characteristics

Table 2.—CHARACTERISTICS OF HOUSING UNITS, BY BLOCKS: 1960—Con.

["Total population" contains no persons in group quarters unless preceded by asterisk (*); one asterisk (*) denotes less than 10 percent; two asterisks (**), 10 percent or more]

Blocks within census tracts	Total population	All housing units by condition and plumbing									Occupied housing units								
		Total	Sound			Deteriorating			Dilapidated	Owner occupied			Renter occupied			Occupied by non-white	1.01 or more persons per room		
			Total	With all plumbing facilities	Lacking some or all facilities	Total	With all plumbing facilities	Lacking some or all facilities		With flush toilet	No flush toilet	Total	Average value (dollars)	Average number of rooms	Total			Average contract rent (dollars)	Average number of rooms
12...	35	20	20	20	3	17	106	1.4	...	5	
13...	75	16	16	16	1	15	46	3.9	2	10	
14...	100	30	30	29	1	12	...	4.7	17	101	4.0	1	4	
15...	*938	230	230	230	125	14000	5.3	91	68	4.3	7	49	
17...	83	24	24	24	18	12500	4.9	6	89	4.3	1	2	
18...	100	27	27	27	23	12500	5.2	3	2	
19...	139	36	36	36	32	12500	5.1	4	4	
20...	133	35	35	35	7	12500	5.0	26	85	4.2	1	9	
21...	161	48	48	48	3	36	85	4.2	3	14	
22...	142	37	37	37	11	13500	5.4	22	86	4.5	...	5	
23...	106	25	25	25	21	13500	5.8	3	2	
25...	413	95	58	58	37	44	12500	4.9	49	59	4.2	5	35
26...	85	12	1	1	11	12	54	3.4	4	10	
27...	13	3
28...	22	6	6	6	6	17000	5.2	
29...	34	12	12	12	12	15500	5.1	
30...	43	12	12	12	10	16000	6.1	2	2	
31...	22	6	6	6	4	2	
32...	368	109	104	102	2	3	1	...	2	2	85	16500	5.4	16	81	4.5	...	11	
33...	67	21	21	21	17	14500	5.1	4	1	
34...	42	12	10	10	...	2	2	8	11500	4.6	4	3	
35...	45	13	13	13	10	9000	4.9	3	1	
36...	36	13	13	11	2	...	1	2	11	83	3.3	...	1	
37...	53	18	17	17	...	1	1	5	...	5.2	13	83	3.0	1	3	
38...	45	18	9	9	...	9	9	6	...	3.5	11	65	2.6	...	3	
39...	18	6	6	6	2	4	2	
40...	34	10	9	8	1	1	...	1	2	8	68	3.1	...	5	
41...	100	31	23	18	5	8	18	11500	3.4	13	61	2.8	2	9	
42...	6	4	
43...	15	4	
44...	176	51	51	51	35	11000	4.5	16	73	4.0	2	9	
45...	29	9	8	8	...	1	1	6	10000	4.0	3	
46...	46	17	16	16	...	1	1	10	10500	5.4	6	91	3.0	1	...	
47...	47	15	15	15	12	11000	4.7	3	1	...	
48...	57	18	18	18	11	9500	4.3	7	69	3.9	...	5	
49...	34	13	13	13	9	11500	5.1	3	2	
50...	41	11	11	11	8	11000	4.9	3	1	
51...	176	48	48	48	38	12500	5.0	13	85	4.5	...	7	
53...	90	25	25	25	24	19500	6.0	1	1	
54...	53	19	19	18	1	15	13500	5.2	1	
55...	25	8	8	8	7	15000	5.4	1	
56...	27	10	10	10	8	12500	4.8	2	
57...	77	23	23	23	21	18500	5.5	1	
58...	48	16	16	16	9	12500	4.7	7	80	5.0	...	1	
59...	56	16	16	16	15	16500	5.6	1	1	
60...	67	19	18	18	...	1	1	17	18000	5.2	2	2	
61...	137	36	36	36	27	13000	5.2	9	81	5.2	1	2	
62...	48	13	13	13	11	11500	5.0	2	1	
63...	37	14	14	14	12	16000	5.3	2	1	
96.....	205	54	51	47	4	2	2	1	47	10000	4.8	5	...	4.4	1	11	
2...	205	54	51	47	4	2	2	1	47	10000	4.8	5	...	4.4	1	11	



BARSTOW, CALIFORNIA

BY CENSUS TRACTS AND BLOCKS: 1960

93PT

94PT

96PT

BARSTOW, CALIFORNIA

LEGEND

BLOCK NUMBERS

TRACT BOUNDARIES

U. S. DEPARTMENT OF COMMERCE, BUREAU OF THE CENSUS


U.S. CENSUS OF HOUSING: 1960

Series HC(3)-25

CITY BLOCKS

Bellflower, Calif.

Prepared under the supervision of
WAYNE F. DAUGHERTY, Chief
Housing Division



U.S. DEPARTMENT OF COMMERCE
Luther H. Hodges, Secretary

BUREAU OF THE CENSUS

Richard M. Scammon, Director (From May 1, 1961)
Robert W. Burgess, Director (To March 3, 1961)



BUREAU OF THE CENSUS

RICHARD M. SCAMMON, *Director* (From May 1, 1961)
ROBERT W. BURGESS, *Director* (To March 3, 1961)

A. ROSS ECKLER, *Deputy Director*
HOWARD C. GRIEVES, *Assistant Director*
CONRAD TAEUBER, *Assistant Director*
MORRIS H. HANSEN, *Assistant Director for Statistical Standards*
CHARLES B. LAWRENCE, JR., *Assistant Director for Operations*
WALTER L. KEHRES, *Assistant Director for Administration*
CALVERT L. DEDRICK, *Chief, International Statistical Programs Office*
A. W. VON STRUVE, *Acting Public Information Officer*

Housing Division—

WAYNE F. DAUGHERTY, *Chief*
DANIEL B. RATHBUN, *Assistant Chief*
BEULAH WASHBAUGH, *Special Assistant*
MILTON D. LIEBERMAN, *Chief, Coordination and Research*

Decennial Operations Division—GLEN S. TAYLOR, *Chief*
Electronic Systems Division—ROBERT F. DRURY, *Chief*
Field Division—JEFFERSON D. MCPHKE, *Chief*
Geography Division—WILLIAM T. FAY, *Chief*
Population Division—HOWARD G. BRUNSMAN, *Chief*
Statistical Methods Division—JOSEPH STEINBERG, *Chief*

Library of Congress Card Number: A61-9347

SUGGESTED CITATION

U.S. Bureau of the Census. *U.S. Census of Housing: 1960. Vol. III, City Blocks.*
Series HC(3), No. 25.
U.S. Government Printing Office, Washington, D.C., 1961.

For sale by the Superintendent of Documents, U.S. Government Printing Office, Washington 25, D.C.
or any of the Field Offices of the Department of Commerce - Price 20 cents.

Table 1.—CHARACTERISTICS OF HOUSING UNITS, FOR THE CITY: 1960

Subject	Number	Percent	Subject	Number	Percent
All housing units	15,329	100.0	Occupied housing units—Con.		
CONDITION AND PLUMBING			COLOR		
Sound	14,256	93.0	White	14,482	99.6
With all plumbing facilities	13,988	91.3	Nonwhite	61	0.4
Lacking some or all facilities	268	1.7	PERSONS PER ROOM		
Deteriorating	896	5.8	1.00 or less	12,895	88.7
With all plumbing facilities	777	5.1	1.01 or more	1,648	11.3
Lacking some or all facilities	119	0.8	AVERAGE NUMBER OF ROOMS		
With flush toilet	58	0.4	Owner occupied	4.7	...
No flush toilet	61	0.4	Renter occupied	3.6	...
Dilapidated	177	1.2	VALUE AND RENT		
Occupied housing units	14,543	100.0	Average value	14,800	...
TENURE			Average contract rent	75	...
Owner occupied	9,235	63.5			
Renter occupied	5,308	36.5			

NOTE.—On the map for Bellflower approximately 320 blocks are identified.

Table 2.—CHARACTERISTICS OF HOUSING UNITS, BY BLOCKS: 1960

["Total population" contains no persons in group quarters unless preceded by asterisk (*); one asterisk (*) denotes less than 10 percent; two asterisks (**), 10 percent or more]

Blocks within census tracts	Total population	All housing units by condition and plumbing									Occupied housing units							
		Total	Sound			Total	Deteriorating		Dilapidated	Owner occupied			Renter occupied			Occupied by non-white	1.01 or more persons per room	
			Total	With all plumbing facilities	Lacking some or all facilities		With all plumbing facilities	Lacking some or all facilities		Total	Average value (dollars)	Average number of rooms	Total	Average contract rent (dollars)	Average number of rooms			
5311...	4053	1067	973	971	2	71	68	2	1	23	825	15500	5.1	216	82	4.1	...	149
1....	564	139	137	136	1	2	2	126	16000	4.9	11	66	4.1	...	24
2....	129	30	30	30	29	15000	5.3	1	4
3....	311	80	79	79	...	1	1	67	15500	5.5	13	93	4.8	...	3
4....	126	31	31	31	30	14500	5.4	1	1
5....	124	30	30	30	28	14500	5.1	1	3
6....	140	30	30	30	30	14500	5.2	3
7....	112	30	30	30	27	15500	5.2	1	3
8....	127	30	30	30	30	16000	5.3	5
9....	119	30	30	30	30	15500	5.2	3
10...	138	30	30	30	28	16000	5.2	1	6
11...	130	30	30	30	30	15000	5.2	6
12...	136	30	30	30	30	15000	5.2	4
13...	124	30	30	30	30	15000	5.2	4
14...	117	24	24	24	24	15500	5.3	3
16...	101	41	39	39	...	1	1	1	14	21000	4.9	22	71	3.5	...	5
17...	230	69	55	55	...	11	11	...	3	3	33	16500	4.9	34	71	4.0	...	8
18...	199	56	36	36	...	17	17	...	3	3	36	17000	5.0	18	77	3.6	...	12
19...	239	73	44	44	...	17	17	...	12	12	44	13000	5.0	29	74	4.2	...	10
20...	135	39	32	32	...	7	7	31	14000	5.1	8	81	4.1	...	4
21...	146	36	28	28	...	4	3	1	...	4	25	15000	5.0	10	76	4.6	...	9
22...	95	35	35	35	18	14500	4.9	15	78	3.9	...	3
23...	208	60	57	56	1	3	3	30	16500	5.3	26	76	4.1	...	11
24...	222	62	59	59	...	3	3	46	13000	5.0	19	89	4.1	...	10
25...	81	22	17	17	...	3	4	1	15	19000	5.0	6	64	3.5	...	5
532...	*7333	1941	1939	1937	2	2	1545	15000	5.3	324	89	3.9	1	247
1....	417	91	89	89	2	78	13000	5.4	12	83	4.9	...	17
2....	201	42	42	42	34	11500	5.0	8	87	5.0	...	14
3....	83	17	17	17	14	11000	5.0	3	5
4....	139	39	39	39	36	12000	4.3	3	7
5....	132	30	30	30	30	12000	4.8	9
6....	147	39	39	39	34	12000	4.6	4	9
7....	148	38	38	38	34	12000	4.6	3	7
8....	121	35	35	35	28	12500	4.5	6	89	4.7	...	6
9....	42	12	12	12	12	12000	4.6	1
10...	165	80	80	80	70	95	2.8	1	7
11...	96	25	25	25	25	16000	5.6
12...	120	28	28	28	28	15500	5.5	2
13...	185	42	42	42	42	16000	5.5	4
14...	100	22	22	22	20	16000	5.5	2	2
15...	74	20	20	20	19	16000	5.3	1	1
16...	*162	37	37	37	37	18500	5.6	2
17...	*454	176	175	175	1	1	71	23000	5.8	71	94	3.4	...	1
18...	428	104	104	104	101	16500	5.4	3	13
19...	169	47	47	47	42	11500	4.4	5	81	4.2	...	9
20...	191	53	53	53	43	12500	4.4	7	91	4.4	...	11
21...	215	59	59	59	50	18000	6.0	6	87	4.5	...	2
22...	36	10	10	10	10	14500	5.4
23...	50	11	11	11	11	15000	5.4	2
24...	47	10	10	10	8	15000	5.3	2	3
25...	288	78	78	78	70	15000	5.5	8	86	5.3	...	3

City Block Characteristics

Table 2.—CHARACTERISTICS OF HOUSING UNITS, BY BLOCKS; 1960—Con.

["Total population" contains no persons in group quarters unless preceded by asterisk (*); one asterisk (*) denotes less than 10 percent; two asterisks (**), 10 percent or more]

Blocks within census tracts	Total population	All housing units by condition and plumbing								Occupied housing units								
		Sound			Deteriorating			Dilapidated	Owner occupied			Renter occupied			Occupied by non-white	1.01 or more persons per room		
		Total	With all plumbing facilities	Lacking some or all facilities	Total	With all plumbing facilities	Lacking some or all facilities		Total	Average value (dollars)	Average number of rooms	Total	Average contract rent (dollars)	Average number of rooms				
26...	163	40	40	40	34	12500	5.2	6	85	4.7	...	10	
27...	164	42	42	42	35	12000	5.1	5	73	4.4	...	4	
28...	98	23	23	23	20	11500	5.3	3	3	
29...	63	14	14	14	12	11500	5.1	2	3	
30...	57	15	15	15	15	40000	6.4	3	
31...	154	36	36	36	35	16000	5.4	1	6	
32...	147	37	37	37	36	16000	5.5	1	4	
33...	139	36	36	36	35	15500	5.5	
34...	143	36	36	36	35	15500	5.4	1	
35...	236	78	78	78	18	15000	5.2	54	79	4.0	...	9	
36...	144	38	38	38	31	15500	4.6	7	85	4.1	...	8	
37...	171	42	42	42	30	11500	4.6	11	88	4.3	
38...	168	40	40	40	34	12000	4.7	5	87	4.4	...	10	
39...	154	35	35	35	29	11500	5.0	5	87	5.0	...	12	
40...	165	36	36	36	29	11500	5.2	6	88	4.8	...	8	
42...	121	24	24	24	23	12500	5.8	1	13	
43...	264	75	74	74	1	71	16500	5.6	2	4	
44...	106	28	28	28	27	23000	6.0	4	
45...	132	36	36	36	36	17000	5.7	
46...	125	35	35	35	35	14500	5.5	1	
47...	141	33	33	33	31	12000	5.4	1	1	
48...	68	17	17	17	17	11000	5.2	6	
5533....	2755	838	797	768	29	38	13	20	5	3	708	12500	4.2	109	77	3.5	4	122
1....	224	59	57	57	...	2	2	51	13000	4.8	7	100	4.4	
2....	75	18	18	17	1	16	11500	4.8	2	8	
3....	121	28	27	27	...	1	1	26	12500	5.0	2	3	
4....	143	36	36	36	...	1	32	12500	5.0	2	5	
5....	35	12	12	10	2	8	12000	5.0	4	5	
6....	118	33	33	33	29	14000	5.1	4	1	
7....	19	4	
8....	142	39	39	39	39	13000	4.7	
9....	126	35	35	35	33	13000	4.8	1	2	
10...	71	18	18	18	18	12500	5.0	
11...	639	220	216	204	12	4	1	208	12500	3.7	11	81	4.2	1	3	
12...	144	36	36	36	3	30	12000	4.7	5	94	4.4	...	28	
13...	104	28	28	28	25	12000	4.8	3	5	
14...	90	18	18	18	11	11500	4.8	7	91	4.6	...	3	
15...	162	43	43	43	43	11500	4.7	8	
16...	28	9	9	9	9	16000	5.8	6	
17...	514	202	168	154	14	31	9	20	2	3	126	19000	3.1	59	67	2.7	3	40
5540....	6725	2223	2049	2027	22	138	121	10	7	36	1437	14000	5.0	708	73	3.6	12	200
1....	141	38	38	38	37	16500	5.7	1	1	3
2....	69	22	16	16	...	2	2	14	13500	5.2	7	58	3.4	...	3	
3....	158	42	42	42	37	17500	5.7	4	3	
4....	78	24	24	24	23	19500	5.9	3	
5....	395	101	101	101	96	16500	5.6	4	
6....	96	27	27	27	23	11000	5.4	4	1	
8....	83	24	22	22	...	1	1	21	14000	5.2	2	4	
9....	138	38	38	38	1	37	16500	5.2	1	2	
10...	129	35	35	35	35	18500	5.1	4	
11...	211	66	56	56	...	7	33	13500	5.4	31	72	4.0	2	3	
12...	88	29	29	29	3	26	13000	5.3	2	8	
13...	89	25	24	24	...	1	1	25	15500	5.4	1	
14...	76	24	24	24	24	18500	5.8	2	
15...	45	10	10	10	10	17000	5.7	
16...	351	103	97	97	...	6	6	74	15000	5.2	28	65	3.7	2	5	
17...	172	58	57	57	...	1	1	27	14000	5.0	30	75	3.7	...	1	
18...	35	12	12	12	11	14500	5.5	1	3	
19...	97	32	32	32	23	14000	4.8	9	80	3.2	
20...	101	34	34	34	24	15500	5.6	9	75	3.4	...	2	
21...	114	37	36	36	...	1	26	11000	4.8	9	73	4.0	...	2	
22...	86	34	34	34	15	12000	4.6	18	100	3.3	
23...	40	19	19	19	15	10000	4.2	3	3	
24...	81	27	19	19	...	7	7	19	11000	4.4	7	67	3.9	...	1	
25...	96	35	29	28	1	5	4	1	...	26	11500	4.8	7	70	3.0	...	2	
26...	61	21	19	19	...	1	1	13	13500	4.7	8	69	4.0	...	3	
27...	67	26	21	20	1	5	5	13	10000	4.3	13	75	3.4	...	1	
28...	463	156	153	152	1	2	2	100	12000	4.1	50	73	3.5	...	3	
29...	122	42	42	42	1	34	14000	5.2	8	65	3.8	...	24	
30...	314	106	92	92	...	12	12	54	13000	5.0	46	70	3.9	...	3	
31...	634	254	212	212	...	37	37	85	13000	4.6	157	80	3.2	1	7	
32...	137	37	37	37	5	31	14500	5.2	6	...	3.7	...	22	
33...	138	50	50	50	30	11000	4.7	17	60	3.8	...	6	
34...	103	36	35	35	27	12000	4.7	7	54	2.6	...	3	
35...	143	51	49	49	...	1	...	1	...	28	14500	4.7	20	74	4.3	2	5	
36...	69	24	23	23	...	1	1	...	1	16	11500	4.6	7	73	4.0	...	1	
37...	75	20	20	20	18	14000	5.4	2	2	
38...	105	25	25	25	22	21000	6.2	3	3	
39...	160	61	45	45	...	8	6	1	...	37	9000	4.2	21	58	3.4	...	4	
40...	117	45	44	43	1	1	...	1	...	29	12000	4.6	12	70	3.3	...	5	
41...	141	55	54	51	3	1	1	33	11000	4.8	20	63	3.5	...	2	
42...	90	23	23	22	1	22	15000	5.3	1	4	
43...	67	16	16	16	16	14000	5.1	3	
44...	171	57	52	48	4	5	5	35								

Table 2.—CHARACTERISTICS OF HOUSING UNITS, BY BLOCKS: 1960—Con.

["Total population" contains no persons in group quarters unless preceded by asterisk; one asterisk (*) denotes less than 10 percent; two asterisks (**), 10 percent or more]

Blocks within census tracts	Total population	All housing units by condition and plumbing									Occupied housing units							
		Sound			Deteriorating			Dilapidated	Owner occupied			Renter occupied			Occupied by non-white	1.01 or more persons per room		
		Total	With all plumbing facilities	Lacking some or all facilities	Total	With all plumbing facilities	Lacking some or all facilities		Total	Average value (dollars)	Average number of rooms	Total	Average contract rent (dollars)	Average number of rooms				
Total	With flush toilet	No flush toilet	Total	With flush toilet	No flush toilet	Total	Average value (dollars)	Average number of rooms	Total	Average contract rent (dollars)	Average number of rooms	Occupied by non-white	1.01 or more persons per room					
45...	210	92	72	63	9	19	7	6	6	1	49	13000	3.4	39	66	2.8	...	12
46...	36	12	12	12	11	13500	5.0	1
47...	66	23	23	23	5	14000	5.6	15	83	4.0	...	3
48...	43	13	13	12	1	5	...	4.6	8	66	4.0	...	4
49...	39	32	32	32	...	4	4	3	6	14500	5.3	30	75	3.8	...	3
50...	110	19	14	14	...	5	5	6	18000	4.5	11	80	4.1	...	5
51...	60	19	16	16	...	4	4	4	11	11500	5.0	11	66	4.3	...	1
52...	54	24
55A1...	*4857	1688	1579	1537	42	96	76	10	10	13	910	15000	4.6	686	75	3.6	8	170
1...	772	186	182	182	...	4	4	143	15500	5.1	42	80	4.2	4	41
2...	111	29	29	29	22	11500	4.6	7	77	3.9	...	6
3...	76	21	20	20	...	1	1	19	11500	4.4	2	4
4...	102	29	29	29	28	13000	4.6	4	3
5...	120	37	34	34	...	2	2	1	21	15000	4.8	15	75	3.7	1	5
6...	119	35	33	33	...	1	1	1	25	14500	4.9	9	77	4.0	1	1
7...	66	20	20	20	17	10500	4.6	2	2
8...	92	31	30	30	1	24	11000	4.2	7	64	2.9	...	4
9...	*1137	378	372	362	10	5	5	1	201	19000	5.0	160	72	3.5	...	36
10...	72	17	16	16	...	1	1	11	16000	5.1	6	64	4.2	...	3
11...	274	83	78	76	2	5	5	55	13500	4.8	28	104	4.1	...	12
12...	171	56	54	54	...	2	2	41	11000	4.5	13	74	4.0	...	4
13...	111	30	48	48	...	2	2	31	12500	4.4	10	77	4.0	...	4
14...	100	38	37	37	...	1	1	16	17500	6.1	22	77	3.1
15...	25	11	11	11	7	15000	5.4	4
16...	112	43	38	38	...	3	3	2	17	13500	5.0	21	68	3.5	...	3
17...	653	334	292	263	29	39	19	10	10	3	146	12000	3.0	160	80	3.2	1	26
18...	397	156	138	138	...	13	13	5	42	13000	4.9	102	71	3.6	...	9
19...	328	128	114	114	...	14	14	44	16500	5.3	72	69	3.7	1	7
21...	19	6	3	3	...	3	3	3	3
55A2...	*7194	2944	2836	2787	49	96	95	2	...	13	1325	14500	5.0	1390	73	3.4	14	181
1...	116	52	49	49	...	3	3	10	13000	4.4	40	66	3.2	...	4
2...	254	101	100	92	8	1	1	26	14000	4.6	66	66	3.3	1	11
3...	76	29	28	27	1	1	1	18	11000	5.2	9	72	3.6
4...	56	24	23	23	...	1	1	19	11500	4.8	4	2
5...	84	24	22	22	...	1	1	1	18	12500	4.8	6	77	4.5	...	2
6...	146	42	42	42	33	18500	5.8	5	72	3.4	1	5
7...	59	15	15	15	15	12000	4.7	3
8...	164	49	49	49	43	12000	4.6	4	4
9...	84	27	27	27	20	13500	4.8	7	64	3.6	...	5
10...	73	21	21	21	16	11500	5.3	2	4
11...	203	86	81	81	...	3	3	36	12500	4.9	41	81	3.6	...	6
12...	58	29	25	25	...	1	1	1	13	8500	4.2	13	71	3.4	...	2
13...	44	18	13	13	...	5	5	8	15000	5.1	8	57	3.4	...	3
14...	83	45	35	35	...	18	18	1	18	11500	4.4	24	66	3.0	...	2
15...	189	77	69	69	...	8	8	37	10500	4.6	35	62	3.3	...	7
16...	*96	26	23	23	...	2	2	1	15	13000	5.1	10	72	4.3	...	4
17...	62	27	27	27	19	12500	4.6	6	74	4.2	...	7
18...	182	48	48	48	43	12000	4.7	5	81	4.4	...	7
19...	156	43	43	43	77	11500	4.5	6	87	4.0	1	7
20...	61	23	23	23	18	12500	4.8	4	1
21...	51	23	23	23	19	12000	4.7	4
22...	217	92	90	87	3	2	2	35	11500	4.5	51	66	3.6	...	6
23...	45	26	24	24	...	1	1	1	6	...	4.2	16	73	3.4	...	1
24...	72	29	27	26	1	2	2	8	13500	4.3	19	66	3.1	...	3
25...	92	61	61	61	5	...	3.6	51	85	2.8	1	1
26...	67	41	41	41	9	...	4.0	29	101	3.1	1	1
27...	71	36	34	34	...	2	2	5	...	4.4	28	67	3.4	...	1
30...	*349	168	163	160	3	3	3	2	25	15500	4.8	126	79	3.4	...	5
31...	130	41	38	38	...	3	3	35	15500	5.2	6	65	3.3	...	2
32...	53	17	17	17	16	17600	5.2	1
33...	70	17	17	17	14	15000	5.5	3	2
34...	127	40	40	40	35	15000	4.9	5	...	5.0	...	2
35...	48	15	14	14	...	1	1	12	13000	4.8	3	1
36...	70	19	19	19	12	16500	4.6	6	32	5.0	...	3
38...	55	26	26	23	3	10	10800	5.0	14	59	3.6	...	1
39...	81	39	39	39	8	12000	4.1	31	68	3.2	...	2
40...	46	22	22	22	7	15500	5.3	14	65	3.4	3	...
41...	34	15	14	14	...	1	1	8	10500	4.8	7	65	4.1	...	1
42...	56	31	29	29	...	1	1	1	9	26000	4.9	21	58	3.9
44...	36	15	15	14	1	9	17500	4.6	6	74	2.8
45...	43	13	13	13	3	9	65	3.8	...	2
46...	104	38	38	38	23	22000	6.0	14	72	4.0	1	...
47...	55	19	18	18	...	1	1	7	17500	5.7	11	66	4.0	...	1
48...	93	44	40	40	...	2	2	2	17	24000	5.7	19	62	3.3	...	1
49...	202	99	77	77	19	3	2	1	25	16000	5.4	68	74	2.6	1	5
50...	139	154	153	149	4	1	9	18500	5.2	65	73	2.7	...	4
51...	100	44	41	40	1	3	3	24	19000	5.3	18	64	3.8	...	2
52...	*194	88	87	85	2	1	1	26	16500	5.2	56	78	3.4	...	1
53...	138	60	59	59	...	1	1	44	16500	5.1	13	72	3.7	...	1
54...	65	26	24	24	...	2	2	9	16000	4.9	17	65	3.9	...	1
55...	147	51	49	49	...	2	2	40	14500	5.3	11	103	4.5	...	2
56...	94	27	24	24	...	2	2	14	12000	5.1	13	71	3.9	...	7
57...	220	72	72	72	1	43	16500	5.0	26	78	3.9	...	9
58...	461	157	150	150	...	7	7	52	16000	5.2	100	77	3.3	1	20
59...	150	58	55	55	...	2	2	1	39	13500	5.1	16	66	4.3	...	2

City Block Characteristics

Table 2.—CHARACTERISTICS OF HOUSING UNITS, BY BLOCKS: 1960—Con.

[“Total population” contains no persons in group quarters unless preceded by asterisk: one asterisk (*) denotes less than 10 percent; two asterisks (**), 10 percent or more]

Blocks within census tracts	Total population	All housing units by condition and plumbing								Occupied housing units								
		Total	Sound			Deteriorating			Dilapidated	Owner occupied			Renter occupied			Occupied by non-white	1.01 or more persons per room	
			Total	With all plumbing facilities	Lacking some or all facilities	Total	With all plumbing facilities	Lacking some or all facilities		Total	Average value (dollars)	Average number of rooms	Total	Average contract rent (dollars)	Average number of rooms			
																		With flush toilet
60...	152	62	62	62	46	14000	5.0	14	66	3.4	
61...	76	26	26	26	23	15000	5.0	3	3	
62...	79	36	36	36	7	...	4.4	28	61	3.8	
63...	85	51	51	51	23	12500	4.9	25	71	3.7	
64...	132	58	53	53	...	5	5	27	14000	4.9	31	78	3.8	
65...	148	76	66	66	...	10	10	25	13000	5.3	44	62	3.5	2	...	
66...	147	57	57	55	2	21	22000	5.7	33	71	3.7	...	4	
67...	154	49	48	47	1	1	1	27	13500	5.2	22	70	4.0	...	3	
5543...	*4282	1459	1302	1284	18	130	108	7	15	27	890	11500	4.0	483	76	3.7	5	257
1...	92	38	8	8	...	27	27	3	6	...	3.8	89	3.4	...	9	
2...	69	27	13	13	...	11	11	3	16	11000	5.0	9	66	3.7	...	1
3...	81	28	13	13	...	12	11	1	...	3	14	8500	4.3	11	62	3.9	...	6
4...	95	27	14	14	...	11	10	1	...	2	7	9000	5.3	18	75	3.4	...	7
5...	294	63	51	51	...	6	6	6	51	12000	5.3	10	70	4.2	...	18
6...	86	26	26	26	17	9500	4.2	9	79	4.0	1	4
7...	120	41	41	41	29	9500	4.2	10	69	3.8	...	5
8...	110	39	38	38	...	1	1	32	10500	4.3	6	69	3.7	...	6
9...	81	23	23	23	22	9500	4.5	1	4
10...	160	48	48	48	39	9500	4.3	8	78	3.8	...	9
11...	105	34	33	33	...	1	1	21	10500	4.7	12	71	3.8	...	3
12...	41	12	12	12	10	9000	4.0	2	3
13...	171	56	54	54	...	2	2	27	10500	4.3	28	100	4.0	...	9
14...	*159	51	50	50	...	1	1	30	10000	4.4	21	72	3.9	...	7
15...	471	146	145	145	...	1	1	139	9000	3.2	7	58	3.1	...	49
16...	21	7	7	7	6	10500	5.0
17...	212	61	60	59	1	1	1	27	16000	4.9	32	72	3.5	1	14
18...	480	231	221	218	3	6	5	...	1	4	167	17000	3.0	39	78	3.6	...	22
19...	187	60	49	48	1	11	11	26	13500	4.9	31	68	3.6	...	14
20...	205	82	72	67	5	10	3	3	4	...	48	15000	3.7	31	74	3.9	...	4
21...	241	81	62	60	2	13	5	1	7	6	49	11500	3.8	28	76	4.1	...	19
22...	198	75	70	65	5	5	2	...	3	...	39	16500	3.9	32	65	3.8	1	10
23...	189	56	56	56	19	12500	4.8	33	94	3.8	1	12
24...	225	70	64	63	1	6	5	1	28	12000	4.5	38	74	4.0	...	13
25...	118	37	32	32	...	5	5	13	13000	4.4	21	78	4.0	1	5
26...	71	40	40	40	8	...	4.9	18	62	3.1	...	4
5544...	*8713	3169	2781	2677	104	327	297	7	23	61	1595	16500	4.5	1392	73	3.6	17	322
1...	116	64	50	50	...	12	12	38	14500	5.2	25	71	3.9	...	10
2...	56	15	13	13	...	2	2	11	15000	6.1	4	2
3...	78	22	18	18	...	4	4	15	14000	5.1	6	75	3.5	...	3
4...	49	21	18	18	...	3	3	11	16500	5.1	8	65	4.1	...	1
5...	127	44	39	38	1	5	5	20	16500	5.1	22	58	3.5	1	3
6...	128	50	42	42	...	8	8	30	15500	5.2	18	60	3.6	1	3
7...	100	36	31	31	...	5	5	19	13000	5.2	16	73	3.7	1	3
8...	*222	96	94	94	...	1	1	24	13500	4.7	67	69	3.4	...	1
9...	263	98	95	95	...	3	3	35	15500	5.1	58	72	4.0	...	7
10...	430	151	135	135	...	14	13	...	1	2	48	19500	5.5	96	76	3.8	...	11
11...	486	212	161	155	6	24	17	2	5	27	100	15000	3.5	97	72	3.4	...	25
12...	180	53	49	49	...	4	4	30	15500	5.2	22	75	3.8	1	8
13...	153	66	61	57	4	4	4	33	14500	4.2	31	59	3.5	...	6
14...	97	48	44	44	...	4	4	14	14500	5.3	26	80	3.1	...	5
15...	146	73	70	70	...	2	2	19	14500	4.6	51	66	3.2	1	1
16...	109	39	35	35	...	3	3	18	18500	5.9	18	108	3.7	...	2
17...	29	11	8	8	...	3	3	11	14500	5.2	1
18...	24	8	8	8	5	...	6.0
19...	49	21	17	17	...	3	3	13	23000	5.5	5	71	4.6
20...	98	35	34	34	...	1	...	1	24	21000	6.0	10	68	3.3	...	2
21...	480	133	119	119	...	14	14	89	18000	5.2	33	92	4.4	...	26
22...	30	6	1	1	...	1	1	1	4	3
23...	29	12	10	10	...	2	2	8	13500	5.0	4
24...	88	25	16	16	...	9	8	1	16	17500	5.7	8	60	3.5	...	1
25...	44	17	11	11	...	6	6	13	14000	5.5	3
26...	56	18	12	12	...	6	6	10	13000	4.3	8	67	4.4	...	1
27...	12	3
28...	76	35	30	28	2	5	5	10
29...	181	79	51	49	2	20	15	...	5	8	35	12000	3.5	41	64	3.5	1	6
30...	147	60	51	51	...	9	9	19	14500	5.1	36	89	3.6	...	3
31...	305	133	128	94	34	5	4	...	1	...	76	11500	2.9	53	67	3.6	...	10
32...	158	73	62	51	11	10	3	...	7	...	50	14500	2.9	20	64	3.3	...	12
33...	306	142	118	92	26	23	18	1	4	1	62	15000	3.4	66	66	2.9	1	17
34...	291	93	89	88	1	4	4	40	14500	4.7	49	72	4.1	...	14
35...	259	80	68	68	...	12	12	32	14000	4.9	44	74	4.1	2	10
36...	158	61	47	47	...	14	14	18	14000	4.6	40	70	4.0	...	3
37...	209	77	60	60	...	15	15	24	13000	4.7	49	69	3.8	...	8
38...	133	54	49	49	...	1	1	7	19500	4.6	44	107	3.7	...	3
39...	154	54	54	53	1	34	20000	5.6	9	90	4.2	...	6
40...	128	32	32	32	30	18500	5.0	5
41...	81	23	23	23	23	18500	5.2	2	...
42...	102	24	24	23	1	20	18500	5.1	3	1	4
43...	139	71	71	71	10	11500	4.1	47	84	2.1	...	15
44...	138	45	40	40	...	5	5	19	12000	4.5	24	75	3.8	...	5
45...	209	71	57	56	1	14	14	44	14500	3.9	23	70	4.0	1	10
46...	229	85	62	60	2	23	23	30	11500	5.0	50	71	3.7	...	9
47...	511	194	192	180	12	2	2	140	16000	3.3	50	69	3.7	...	32
48...	92	33	31	31	...	2	2	16	13500	4.4	14	72	3.5	1	2
49...	91	26	17	17	...	7	7	11	14500	5.2	13	65	3.8	1	7

Table 2.—CHARACTERISTICS OF HOUSING UNITS, BY BLOCKS: 1960—Con.

["Total population" contains no persons in group quarters unless preceded by asterisk (*) denotes less than 10 percent; two asterisks (**), 10 percent or more]

Blocks within census tracts	Total population	All housing units by condition and plumbing								Occupied housing units								
		Sound				Deteriorating				Disap- idated	Owner occupied			Renter occupied			Occu- pied by non- white	1.01 or more persons per room
		Total	Total	With all plumbing facilities	Lack- ing some or all facilities	Total	With all plumbing facilities	Lacking some or all facilities			Total	Average value (dollars)	Aver- age num- ber of rooms	Total	Average con- tract rent (dollars)	Aver- age num- ber of rooms		
								With flush toilet	No flush toilet									
50...	56	19	17	17	...	2	2	10	11500	4.9	9	61	3.7
51...	142	48	36	36	...	12	12	20	19000	4.7	28	71	3.8	...	4
52...	31	13	13	13	2	10	85	2.9	1	2
53...	92	24	24	24	21	19000	5.0	2	2
54...	79	22	22	22	22	18500	5.0	1
55...	199	55	55	55	52	18500	5.0	1	2
56...	75	22	22	22	19	19000	5.2	1	3
57...	82	22	22	22	22	19000	5.4
58...	81	22	22	22	22	19000	5.2



BELLFLOWER, CALIFORNIA, BY CENSUS TRACTS AND BLOCKS: 1960

SCALE IN FEET



LEGEND

- BLOCK NUMBERS
- TRACT NUMBERS
- TRACT BOUNDARIES
- U. S. DEPARTMENT OF COMMERCE, BUREAU OF THE CENSUS



U.S. CENSUS OF HOUSING: 1960

Series HC(3)-26

CITY BLOCKS

Berkeley, Calif.

Prepared under the supervision of
WAYNE F. DAUGHERTY, Chief
Housing Division




U.S. DEPARTMENT OF COMMERCE

Luther H. Hodges, Secretary

BUREAU OF THE CENSUS

Richard M. Scammon, Director (From May 1, 1961)

Robert W. Burgess, Director (To March 3, 1961)





BUREAU OF THE CENSUS

RICHARD M. SCAMMON, *Director* (From May 1, 1961)

ROBERT W. BURGESS, *Director* (To March 3, 1961)

A. ROSS ECKLER, *Deputy Director*

HOWARD C. GRIEVES, *Assistant Director*

CONRAD TAEUBER, *Assistant Director*

MORRIS H. HANSEN, *Assistant Director for Statistical Standards*

CHARLES B. LAWRENCE, JR., *Assistant Director for Operations*

WALTER L. KEHRES, *Assistant Director for Administration*

CALVERT L. DEDRICK, *Chief, International Statistical Programs Office*

A. W. VON STRUVE, *Acting Public Information Officer*

Housing Division—

WAYNE F. DAUGHERTY, *Chief*

DANIEL B. RATHBUN, *Assistant Chief*

BEULAH WASHBAUGH, *Special Assistant*

MILTON D. LIEBERMAN, *Chief, Coordination and Research*

Decennial Operations Division—GLEN S. TAYLOR, *Chief*

Electronic Systems Division—ROBERT F. DRURY, *Chief*

Field Division—JEFFERSON D. McPIKE, *Chief*

Geography Division—WILLIAM T. FAY, *Chief*

Population Division—HOWARD G. BRUNSMAN, *Chief*

Statistical Methods Division—JOSEPH STEINBERG, *Chief*

Library of Congress Card Number: A61-9347

SUGGESTED CITATION

U.S. Bureau of the Census. *U.S. Census of Housing: 1960. Vol. III, City Blocks.*
Series HC(3), No. 26.

U.S. Government Printing Office, Washington, D.C., 1961.

For sale by the Superintendent of Documents, U.S. Government Printing Office, Washington 25, D.C.
or any of the Field Offices of the Department of Commerce—Price 25 cents.

Table 1.—CHARACTERISTICS OF HOUSING UNITS, FOR THE CITY: 1960

Subject	Number	Percent	Subject	Number	Percent
All housing units	41,568	100.0	Occupied housing units—Con.		
CONDITION AND PLUMBING			COLOR		
Sound	38,306	92.2	White	31,009	78.1
With all plumbing facilities	36,915	88.8	Nonwhite	8,677	21.9
Lacking some or all facilities	1,391	3.3	PERSONS PER ROOM		
Deteriorating	2,986	7.2	1.00 or less	37,649	94.9
With all plumbing facilities	2,658	6.4	1.01 or more	2,037	5.1
Lacking some or all facilities	328	0.8	AVERAGE NUMBER OF ROOMS		
With flush toilet	325	0.8	Owner occupied	6.0	...
No flush toilet	3	...	Renter occupied	3.4	...
Dilapidated	276	0.7	VALUE AND RENT		
Occupied housing units	39,686	100.0	Average value	19,200	...
TENURE			Average contract rent	79	...
Owner occupied	17,477	44.0			
Renter occupied	22,209	56.0			

NOTE.—On the map for Berkeley approximately 1200 blocks are identified.

Table 2.—CHARACTERISTICS OF HOUSING UNITS, BY BLOCKS: 1960

["Total population" contains no persons in group quarters unless preceded by asterisk; one asterisk (*) denotes less than 10 percent; two asterisks (**), 10 percent or more]

Blocks within census tracts	Total population	All housing units by condition and plumbing							Occupied housing units										
		Sound				Deteriorating			Dilapidated	Owner occupied			Renter occupied			1.01 or more persons per room			
		Total	With all plumbing facilities	Lacking some or all facilities	Total	With all plumbing facilities	Lacking some or all facilities	Total		Average value (dollars)	Average number of rooms	Total	Average contract rent (dollars)	Average number of rooms	Occupied by non-white				
BE-1-A...	*3829	1190	1090	1084	6	90	87	3	...	10	569	11500	4.9	560	66	3.9	499	19B	
1....	3	1	
14....	9	2	
21....	11	4	
25....	18	4	
26....	16	5	4	1	1	4	4	1	
28....	1	1	
29....	20	3	
30....	9	3	
31....	36	13	13	13	6	10500	5.5	5	61	4.6	2	1	
40....	75	18	15	15	...	3	3	12	10000	4.8	5	70	5.4	15	4	
41....	67	18	17	17	...	1	1	10	10500	5.4	8	63	4.5	12	2	
42....	54	22	22	22	13	10000	4.5	8	61	4.9	6	...	
43....	89	21	19	19	...	2	2	8	14000	5.6	11	60	4.1	13	8	
44....	89	24	24	24	14	13500	4.9	9	68	4.6	15	4	
45....	69	19	18	18	...	1	1	13	12500	5.1	5	78	4.4	15	4	
46....	69	27	27	27	20	10000	5.0	6	57	4.3	8	1	
47....	42	14	13	13	...	1	1	12	11000	4.5	2	5	2	
48....	59	21	21	21	18	10500	4.7	2	11	1	
49....	78	23	21	21	...	2	2	14	11000	4.6	9	72	4.4	15	5	
50....	59	18	18	18	10	13500	3.9	8	70	4.0	14	5	
51....	90	26	26	26	22	12000	5.1	4	19	3	
52....	73	24	21	21	...	3	3	8	9000	5.0	14	67	3.8	16	5	
53....	51	11	10	10	1	4	...	6	63	5.2	8	4	
54....	6	2	
59....	1	1	
60....	1	1	
61....	61	18	11	11	...	7	7	5	...	5.6	13	62	3.8	6	5	
62....	49	16	12	12	...	3	3	1	8	6500	4.6	7	80	4.9	7	3
62....	78	22	20	20	2	12	10500	5.2	7	68	4.1	17	4
63....	29	9	8	8	...	1	1	8	10500	4.3	1	7	2	
64....	40	12	12	12	11	10500	4.1	8	3	
65....	61	20	20	20	19	11500	4.6	1	13	1	
66....	86	27	25	25	...	2	2	20	11000	4.8	7	69	3.4	9	3	
67....	20	9	9	9	5	...	4.4	3	5	1	
68....	123	41	41	41	16	12000	4.6	25	73	3.0	8	5	
69....	96	36	34	34	...	2	2	25	10500	4.4	11	61	3.9	10	2	
70....	109	31	31	31	30	12000	4.8	1	21	5	
71....	154	37	32	32	...	5	4	19	11500	5.0	18	65	4.2	19	11	
72....	136	34	27	27	...	7	7	23	11000	4.7	11	63	3.6	26	9	
73....	63	13	11	11	...	2	2	8	12500	5.1	5	73	4.8	5	5	
74....	34	10	8	8	...	1	1	7	13500	5.6	3	2	1	
79....	6	3	
81....	1	2	
82....	84	25	25	25	4	20	56	4.1	8	3	
83....	101	33	30	30	19	11500	4.6	13	59	3.8	19	7	
85....	123	40	36	36	...	2	4	1	19	11000	5.0	21	65	3.5	11	9
86....	138	45	37	36	...	4	4	19	11000	4.9	29	64	3.6	13	8	
87....	88	38	31	36	1	8	8	16	14000	5.1	18	52	3.2	10	3	
88....	60	20	20	29	2	7	5	2	16	11000	5.1	15	79	3.7	6	2	
89....	106	34	34	34	5	...	5.0	20	68	3.5	5	7	
90....	88	36	36	36	14	9000	4.6	22	57	3.6	12	2	
91....	93	28	26	26	...	2	2	14	10500	5.6	13	65	4.0	2	6	

City Block Characteristics

Table 2.—CHARACTERISTICS OF HOUSING UNITS, BY BLOCKS: 1960—Con.

[“Total population” contains no persons in group quarters unless preceded by asterisk; one asterisk (*) denotes less than 10 percent; two asterisks (**), 10 percent or more]

Blocks within census tracts	Total population	All housing units by condition and plumbing								Occupied housing units						1.01 or more persons per room		
		Total	Sound			Deteriorating			Dilapidated	Owner occupied		Renter occupied			Occupied by non-white			
			Total	With all plumbing facilities	Lacking some or all facilities	Total	With all plumbing facilities	Lacking some or all facilities		Total	Average value (dollars)	Average number of rooms	Total	Average contract rent (dollars)			Average number of rooms	
With flush toilet	No flush toilet	Total	Average value (dollars)	Average number of rooms	Total	Average contract rent (dollars)	Average number of rooms	Occupied by non-white										
92...	80	19	14	14	...	5	5	9	12000	5.8	10	65	4.2	10	6
93...	56	19	18	18	...	1	1	5	8500	4.6	11	70	4.3	8	2
94...	**50	11	9	9	...	2	2	2	9	64	4.3	7	...
100...	4
101...	43	12	12	12	12	73	5.0
102...	64	13	13	13	4	9	63	4.0
103...	61	24	23	23	...	1	1	5	...	4.8	18	59	3.8
104...	116	28	28	28	5	...	6.0	22	66	3.4	14	12
105...	*118	33	33	32	...	1	7	...	4.6	22	66	4.0	10	8
106...	89	57	57	57	1	38	83	3.4	5	1
107...	4	2
114...	17	4
BE-1-B...	*3923	1202	967	954	13	223	217	6	...	12	446	11000	5.2	723	61	3.8	552	204
1...	12	4
2...	*141	59	59	58	1	12	12500	5.1	47	66	1.9	...	7
3...	*76	25	23	21	2	2	1	1	6	13500	5.5	18	55	3.6	12	1
4...	43	15	13	10	3	2	2	5	10500	4.4	9	52	3.1	7	2
5...	35	8	8	8	2	5	...	5.2	2	2
6...	71	16	9	9	...	7	7	7	13000	5.4	9	66	5.1	5	6
7...	1	4
11...	2	1
13...	30	5	3	3	...	2	2	2	3
14...	125	30	14	14	...	16	16	11	10000	5.2	18	62	4.2	15	7
15...	142	28	18	17	1	10	10	14	8500	5.1	14	71	4.6	17	12
16...	75	27	24	24	...	3	3	12	11000	5.0	15	61	3.5	14	3
17...	166	47	44	44	...	3	3	25	11000	4.7	22	67	3.2	11	14
18...	110	32	27	25	2	5	5	20	11500	5.4	11	68	4.2	17	5
19...	43	16	12	12	...	4	4	8	17000	4.9	7	66	4.3	9	2
20...	80	21	20	20	...	1	1	11	7500	5.4	10	63	4.3	7	2
21...	127	42	40	40	...	1	1	15	10500	5.6	24	62	3.7	23	5
22...	87	26	27	27	14	10500	4.6	13	61	3.9	10	3
23...	76	19	18	18	...	1	1	9	8000	5.7	10	59	4.7	12	4
24...	151	43	38	38	...	5	5	13	9500	4.9	29	68	4.2	27	6
25...	65	18	12	12	...	6	6	5	...	6.0	13	59	4.2	7	5
26...	37	9	7	7	...	2	2	3	6	56	4.2	3	2
30...	4
31...	102	35	26	25	1	9	6	3	17	9500	5.2	16	63	3.7	16	4
32...	91	24	20	20	...	4	4	13	12000	6.2	11	60	4.7	14	5
33...	168	49	40	40	...	9	8	1	22	10500	5.2	26	67	3.8	26	12
34...	188	59	48	48	...	10	10	9	10500	4.8	47	62	3.7	33	12
35...	169	52	37	37	...	15	15	16	12500	5.2	34	57	3.9	30	8
36...	64	24	18	18	...	6	6	8	10500	4.9	16	59	3.4	12	2
37...	74	30	21	21	...	9	9	7	11500	4.7	21	60	3.6	8	4
38...	149	52	34	33	1	12	12	21	10500	4.7	30	53	3.9	28	3
39...	141	49	32	32	...	17	17	19	10000	5.3	28	64	4.0	29	6
40...	155	57	44	44	...	12	12	18	10000	4.9	35	62	3.3	37	8
41...	90	25	15	15	...	10	10	12	10000	4.7	13	69	4.0	12	5
42...	18	8	7	7	...	1	1	4	4
43...	86	24	13	13	...	9	9	13	13000	5.2	10	58	4.6	16	4
50...	**11	1
51...	32	16	16	16	3	13	45	3.3	3	...
52...	45	20	17	16	1	3	3	3	17	55	3.5	1	1
53...	22	6	5	5	...	1	1	1	5	52	3.4	1	1
54...	6	1
59...	39	11	10	10	...	1	1	4	7	53	3.9	5	1
60...	34	7	4	4	...	3	3	2	5	66	4.2	5	3
61...	9
62...	54	13	7	7	...	6	6	8	12500	4.9	5	75	6.0	6	2
63...	11	3
64...	12	4
65...	8	4
67...	90	23	22	22	...	1	1	3	19	58	3.9	13	7
68...	53	15	14	14	...	1	1	10	9500	6.0	5	...	4.6	8	1
69...	148	39	34	33	1	5	4	1	10	12000	6.3	29	57	4.4	13	10
70...	31	22	18	18	...	4	4	6	11500	5.3	16	54	3.6	8	4
77...	61	18	16	16	...	2	2	6	12500	6.0	12	59	4.4	1	3
81...	43	10	8	8	...	2	2	5	...	5.0	5	68	5.4	...	4
BE-2-A...	2997	1060	1001	986	15	55	53	2	...	4	538	13000	5.3	477	68	3.7	878	109
1...	92	31	31	31	12	24000	4.8	17	65	3.5	29	6
2...	111	35	34	34	...	1	1	11	16500	6.2	24	67	3.6	25	6
3...	59	25	25	25	9	14000	5.2	15	76	3.7	24	1
4...	187	66	63	61	2	3	1	2	24	13500	5.3	40	66	3.5	64	7
5...	34	14	14	14	12	12000	4.9	1
6...	24	8	8	8	8	13500	5.4
7...	109	44	44	44	23	11500	5.0	19	63	3.3	33	4
8...	156	63	63	61	2	35	11500	5.0	24	67	3.5	42	6
9...	159	72	67	67	...	2	2	17	11000	5.1	49	57	2.8	42	7
10...	134	45	44	44	...	1	1	24	12500	5.1	19	63	4.2	36	7
11...	112	46	46	44	2	32	12500	5.1	14	63	3.7	45	2
12...	110	42	42	42	27	13000	5.6	14	71	3.6	40	1
13...	35	15	15	15	7	17000	5.1	8	64	3.8	15	...
14...	67	27	27	27	11	11500	5.0	16	69	3.9	25	...
15...	138	47	47	47	23	14000	5.6	23	65	4.1	41	1
16...	152	54	54	52	2	29	12500	5.1	23	63	3.8	33	7

Table 2.—CHARACTERISTICS OF HOUSING UNITS, BY BLOCKS: 1960--Con.

["Total population" contains no persons in group quarters unless preceded by asterisk: one asterisk (*) denotes less than 10 percent; two asterisks (**), 10 percent or more]

Blocks within census tracts	Total population	All housing units by condition and plumbing									Occupied housing units							
		Total	Sound			Deteriorating			Dilapidated	Owner occupied			Renter occupied			Occupied by non-white	1.01 or more persons per room	
			Total	With all plumbing facilities	Lacking some or all facilities	Total	With all plumbing facilities	Lacking some or all facilities		Total	Average value (dollars)	Average number of rooms	Total	Average contract rent (dollars)	Average number of rooms			
						With flush toilet	No flush toilet											
17...	105	39	39	38	1	15	12000	5.3	24	63	3.3	33	3
18...	113	38	38	38	21	13500	5.3	16	63	4.4	35	3
19...	109	36	32	32	...	3	3	1	21	12500	5.3	10	72	4.4	25	4
20...	139	45	42	39	3	3	3	25	13000	5.6	20	60	3.3	39	6
21...	33	9	8	8	...	1	1	4	5	77	4.8	7	1
22...	42	14	12	12	...	2	2	10	11500	5.5	4	6	1
23...	79	27	17	16	1	10	10	16	11500	5.0	8	67	3.8	22	5
24...	72	26	22	22	...	4	4	13	12500	5.6	9	73	3.9	21	2
25...	131	30	28	28	...	2	2	18	14500	5.4	11	61	4.1	28	9
26...	89	25	22	22	...	3	3	21	13500	5.5	4	23	3
27...	105	38	38	36	2	16	15500	5.4	18	97	3.3	31	5
28...	115	35	24	24	...	11	11	23	10500	5.4	11	67	4.1	28	5
29...	55	17	15	15	...	2	2	10	9300	5.1	7	68	3.9	15	3
30...	24	8	5	5	...	3	3	2	5	65	4.2	6	1
31...	56	19	15	15	...	4	4	9	...	4.9	10	71	4.4	18	2
32...	51	20	20	20	10	12500	4.9	9	125	3.3	19	1
BE-2-B...	#4977	1623	1287	1172	115	281	264	17	...	55	531	12500	5.5	938	67	3.5	1474	218
1...	170	53	26	26	...	26	23	3	...	1	25	14500	6.0	26	90	4.0	51	4
2...	140	48	22	22	...	16	16	10	24	11500	5.7	19	65	3.3	43	6
3...	126	50	29	27	2	17	16	1	...	4	23	11500	5.4	24	133	3.7	46	3
4...	#193	59	37	37	...	13	13	9	20	12500	4.8	37	63	3.8	54	11
5...	41	32	32	...	6	6	6	3	21	14000	5.4	20	64	3.2	41	2
6...	129	39	23	23	...	12	9	3	...	4	20	14000	5.4	19	66	4.1	39	5
7...	185	52	36	36	...	12	11	1	...	4	27	14000	5.4	25	71	4.6	48	6
8...	135	53	27	25	2	26	26	28	13000	5.4	24	60	3.9	47	4
9...	163	60	29	29	...	30	26	4	...	1	22	10500	5.7	35	80	3.5	57	6
10...	21	6	1	1	...	4	4	5	11500	5.6	1	6	...
11...	153	52	43	43	...	8	8	1	25	15000	5.6	26	67	4.0	50	2
12...	114	34	30	30	...	2	2	2	20	14500	5.6	14	69	3.9	34	3
13...	148	56	34	34	...	22	20	2	20	11500	5.5	35	77	3.6	49	8
14...	#189	52	25	24	1	18	18	9	15	13500	4.9	34	92	3.3	49	14
15...	79	31	31	27	4	14	14000	4.9	15	56	3.1	25	2
16...	145	35	28	14	14	7	5	2	13	9000	5.4	22	52	2.8	33	13
17...	91	34	34	19	15	15	10000	5.6	18	54	2.6	32	5
18...	#219	71	71	69	2	24	12500	5.3	44	62	3.5	66	10
19...	137	46	33	29	4	12	12	1	19	13000	4.9	27	70	3.6	44	3
20...	156	41	29	29	...	12	12	15	12000	5.5	26	67	3.5	41	7
21...	190	83	82	70	12	1	1	21	10500	5.3	52	55	2.8	66	12
22...	73	25	23	19	4	2	2	15	14000	5.9	10	60	3.3	25	2
23...	137	29	29	7	11000	5.6	20	66	4.2	26	11
24...	49	15	13	2	4	11	63	4.2	13	2
25...	174	60	60	30	30	13	13500	6.5	44	51	2.3	44	10
26...	100	34	34	27	7	14	10000	6.9	20	65	3.5	34	3
27...	163	64	63	54	9	1	1	22	11000	5.3	42	56	3.3	60	8
28...	#130	44	43	42	1	1	1	18	11000	5.2	25	64	3.7	42	3
29...	122	39	30	30	...	5	5	4	13	12500	5.5	24	66	3.8	37	7
30...	179	50	36	35	1	13	13	1	18	15500	5.7	32	83	4.0	49	9
31...	45	15	15	15	3	12	58	3.1	14	...
32...	22	8	6	4	2	...	2	3	5	43	3.6	5	1
33...	55	22	15	15	...	7	6	1	6	...	5.5	12	58	3.2	15	2
34...	#140	49	47	44	3	2	2	20	11500	4.8	26	63	3.7	41	5
35...	75	22	22	10	11000	5.5	12	62	3.2	22	5
36...	26	12	12	12	7	12500	4.9	5	47	2.4	6	...
37...	211	53	50	50	...	3	3	24	12000	5.9	29	60	3.9	47	10
38...	#79	23	23	23	3	20	71	3.8	22	3
39...	66	24	24	24	23	66	3.1	16	5
40...	42	12	12	12	5	...	5.2	7	69	3.9	11	1
42...	72	21	20	20	...	1	1	9	11500	5.9	11	53	3.5	18	5
43...	13	6	6	6	1	5	65	3.4	6	...
BE-2-C...	#3968	1366	1275	1263	12	75	74	1	...	16	613	12500	5.5	711	72	3.7	1132	195
1...	117	43	42	42	...	1	1	8	12000	5.1	33	70	3.5	15	7
2...	146	42	38	36	2	4	4	23	12500	6.1	18	64	4.1	36	5
3...	163	64	62	62	...	2	2	23	13500	5.4	37	71	3.3	50	6
4...	96	32	32	32	19	13500	5.5	12	62	3.7	22	4
5...	120	34	34	34	26	12000	5.2	8	79	4.5	25	6
6...	140	42	41	41	...	1	1	28	13500	5.6	13	69	4.8	38	4
7...	171	56	54	54	...	2	2	19	12500	5.9	35	64	3.9	36	7
8...	117	44	43	42	1	1	17	14000	5.6	27	70	3.6	15	4
9...	164	48	42	42	...	5	5	1	16	14500	5.4	29	63	4.2	37	13
10...	130	50	50	50	20	12500	5.7	26	65	4.3	35	4
11...	87	30	29	29	...	1	1	20	12500	5.3	10	65	3.7	28	2
12...	104	35	34	34	1	22	13500	5.3	13	68	3.5	26	4
13...	129	48	46	45	1	1	1	1	18	14000	5.6	30	62	3.0	47	6
14...	84	32	32	32	26	12500	5.3	5	68	3.6	31	1
15...	119	37	34	34	26	13500	5.9	10	63	3.9	31	4
16...	120	45	42	42	...	3	3	22	13000	5.5	23	60	3.1	36	2
17...	#153	53	46	46	...	7	7	19	12000	5.3	32	76	3.7	40	7
18...	127	48	47	47	...	1	1	17	8500	4.6	30	73	3.8	47	3
19...	131	40	39	39	26	11000	4.9	13	69	4.0	33	7
21...	103	38	37	35	2	1	1	22	13000	5.4	16	67	3.6	38	5
22...	118	41	37	35	2	4	21	12000	5.7	19	66	3.9	38	3
23...	159	53	50	48	2	1	1	2	24	13000	5.6	26	62	3.7	49	7
24...	108	38	35	35	...	3	3	18	12000	5.6	19	105	4.2	32	2
25...	104	37	30	29	1	5	5	2	17	14500	6.5	17	72	4.2	32	2

City Block Characteristics

Table 2.—CHARACTERISTICS OF HOUSING UNITS, BY BLOCKS: 1960—Con.

["Total population" contains no persons in group quarters unless preceded by asterisk: one asterisk (*) denotes less than 10 percent; two asterisks (**), 10 percent or more]

Blocks within census tracts	Total population	All housing units by condition and plumbing											Occupied housing units						
		Sound					Deteriorating				Dilapidated	Owner occupied			Renter occupied				
		Total	Total	With all plumbing facilities	Lacking some or all facilities	Total	With all plumbing facilities	Lacking some or all facilities		Total		Average value (dollars)	Average number of rooms	Total	Average contract rent (dollars)	Average number of rooms	Occupied by non-white	1.01 or more persons per room	
								With flush toilet	No flush toilet										
26...	198	51	35	35	...	16	16	26	11000	5.6	24	73	4.0	48	10	
27...	111	45	39	39	...	6	6	21	11500	5.3	23	63	3.7	37	8	
28...	134	41	38	37	1	3	2	1	27	11000	4.7	12	123	3.7	37	3	
29...	304	136	134	134	...	2	2	11	14000	5.2	120	74	3.5	128	11	
30...	138	43	37	37	...	6	6	19	13000	5.2	23	74	4.0	40	3	
31...	73	20	16	16	...	4	4	12	10500	5.7	8	66	4.1	19	5	
BE-2-D...	*3130	1124	1053	1047	6	66	66	5	715	13000	5.3	376	70	3.5	779	81	
1...	83	33	33	33	31	15500	5.3	2	22	...	
2...	111	40	40	39	1	32	13000	5.0	7	29	...	
3...	96	33	31	31	...	2	2	23	10500	4.9	10	66	3.7	16	2	
4...	92	41	36	36	...	4	4	1	15	11500	4.8	26	59	4.5	4	2	
5...	72	23	21	21	...	2	2	19	12500	4.9	3	64	3.1	2	2	
6...	103	34	32	32	...	2	2	20	13000	5.3	14	8	2	
7...	*152	43	43	43	19	14000	5.4	23	126	3.8	21	3	
8...	111	38	36	36	...	2	2	28	13000	5.1	9	66	3.6	34	7	
9...	94	49	48	48	...	1	1	19	17000	5.7	18	64	3.0	30	5	
															59	2.8	20	1	
10...	108	40	36	35	1	3	3	1	29	13000	5.1	11	71	4.0	31	2	
11...	98	33	32	32	...	1	1	21	13000	5.4	12	61	4.2	20	4	
12...	93	37	35	35	...	2	2	20	11500	5.1	17	64	3.3	21	3	
13...	81	31	30	30	...	1	1	19	12500	5.5	11	49	2.7	5	...	
14...	102	33	33	33	17	11500	5.4	15	108	3.8	15	6	
15...	121	50	45	45	...	5	5	29	13000	5.4	19	61	2.9	41	3	
16...	88	45	44	44	...	1	1	20	12500	5.2	23	56	2.5	33	1	
17...	127	38	29	29	...	9	9	22	12500	5.0	15	64	3.5	34	7	
18...	122	39	34	34	...	5	5	26	11500	5.2	13	69	4.5	37	3	
19...	95	29	29	29	24	12500	5.7	5	73	4.2	15	3	
20...	81	29	23	23	...	5	5	1	16	12500	5.1	13	53	3.5	18	3	
21...	95	29	26	26	...	2	2	20	11500	5.2	9	55	4.1	16	2	
22...	127	41	39	39	...	2	2	35	13000	5.6	6	62	3.3	36	4	
23...	126	42	39	39	...	3	3	34	12000	5.1	8	55	4.6	28	2	
25...	116	39	37	37	...	2	2	28	13500	5.7	10	67	4.8	35	2	
26...	114	36	36	36	26	12500	5.4	8	66	4.8	34	2	
27...	*125	55	54	52	2	1	1	16	11500	5.6	35	66	3.3	48	2	
28...	35	12	11	11	...	1	1	9	15500	5.0	3	12	...	
29...	64	22	22	22	19	12500	5.2	3	22	2	
30...	51	20	19	19	...	1	1	14	13000	5.4	6	89	4.8	19	1	
31...	78	26	25	24	1	1	1	21	13000	5.3	5	58	3.2	24	3	
32...	69	28	26	25	1	2	2	16	10500	5.3	12	45	2.3	25	2	
33...	61	20	17	17	...	3	3	18	12500	5.2	2	16	...	
34...	39	16	12	12	...	3	3	1	10	10500	4.8	3	10	1	
BE-3-A...	*6173	2367	2168	2114	54	180	158	22	...	19	686	13000	5.5	1531	67	3.6	816	222	
1...	*84	32	14	11	3	18	9	9	5	...	5.4	22	60	2.8	2	...	
2...	240	77	73	72	1	4	4	5	...	3.6	39	62	2.8	4	...	
3...	144	57	54	54	...	3	3	2	68	65	3.7	5	9	
4...	75	35	29	29	...	6	6	16	14000	5.6	35	73	3.7	10	5	
5...	95	40	14	14	...	23	19	4	7	...	5.9	25	72	4.3	5	1	
6...	*92	46	36	36	...	2	2	11	15000	6.6	23	67	3.8	3	1	
7...	112	45	35	34	1	10	10	8	11	15500	5.0	33	61	3.1	8	2	
8...	125	40	36	36	...	4	3	17	14500	5.1	26	74	4.0	8	2	
9...											23	13000	6.0	15	84	4.7	17	5	
10...	200	55	55	55	53	63	3.8	8	15	
11...	1	
12...	75	37	33	33	...	4	4	23	15000	5.8	13	66	3.5	2	...	
13...	74	35	28	27	1	7	7	20	14000	5.6	12	69	3.8	...	1	
14...	25	8	6	6	...	2	2	3	5	80	5.0	
15...	8	6	6	5	59	2.8	5	...	
16...	257	72	72	72	4	66	64	3.9	6	15
17...	125	42	39	39	...	3	3	25	13500	5.9	15	72	4.3	23	2	
18...	*120	32	26	26	...	6	5	1	5	...	6.4	24	63	3.8	5	8	
19...	**157	54	41	41	...	10	10	3	21	15000	6.2	32	66	3.7	1	2	
20...	173	84	80	80	...	4	4	26	14500	5.9	45	72	3.2	7	2	
22...	91	28	28	28	5	...	4.2	23	65	3.7	9	4	
23...	192	52	51	51	...	1	1	22	12000	5.6	27	77	4.3	38	12	
24...	181	48	48	48	17	13000	5.5	31	66	4.2	38	7	
25...	51	16	16	16	16	67	3.6	...	2	
27...	151	49	47	47	...	1	1	24	15000	6.1	24	69	4.6	14	5	
28...	152	61	57	57	...	4	4	14	13500	5.4	43	85	3.7	7	4	
29...	81	44	41	41	...	3	3	13	13000	5.5	29	67	3.5	8	...	
30...	107	44	43	43	...	1	1	8	10500	5.4	35	65	3.7	9	...	
31...	43	11	11	11	7	...	6.6	4	10	2	
32...	62	27	27	27	11	12500	5.1	13	68	3.5	9	2	
33...	164	78	75	71	4	3	3	14	13000	5.1	60	56	3.3	27	6	
34...	190	69	69	69	16	11000	5.3	53	65	3.9	57	7	
35...	214	76	76	74	2	20	15000	5.5	53	59	3.2	62	15	
36...	17	13	13	13	1	8	61	3.0	8	...	
37...	112	63	51	42	9	10	8	2	...	2	9	39	55	2.6	16	9	
38...	*112	50	45	35	10	5	5	15	12500	4.7	33	63	3.2	11	2	
39...	159	70	66	65	1	4	3	1	25	14000	5.8	43	79	3.9	14	...	
40...	98	34	24	24	...	10	10	18	10500	5.2	15	70	4.6	6	3	
41...	112	43	43	43	20	12500	5.6	20	62	3.9	20	5	
42...	69	27	27	21	6	5	...	5.2	19	61	3.6	17	1	
43...	100	38	35	35	...	2	2	18	11000	5.3	19	74	4.0	17	3	
44...	122	44	44	44	17	13000	5.6	27	68	3.9	7	4	
45...	129	59	48	48	...	11	7	4	22	11500	5.1	34	74	3.3	13	4	

Table 2.—CHARACTERISTICS OF HOUSING UNITS, BY BLOCKS: 1960—Con.

["Total population" contains no persons in group quarters unless preceded by asterisk; one asterisk (*) denotes less than 10 percent; two asterisks (**), 10 percent or more]

Blocks within census tracts	Total population	All housing units by condition and plumbing									Occupied housing units							1.01 or more persons per room
		Total	Sound			Deteriorating				Dilapidated	Owner occupied			Renter occupied			Occupied by non-white	
			Total	With all plumbing facilities	Lacking some or all facilities	Total	With all plumbing facilities	Lacking some or all facilities	With flush toilet		No flush toilet	Total	Average value (dollars)	Average number of rooms	Total	Average contract rent (dollars)		
46...	103	43	40	40	...	3	3	21	11500	5.5	20	60	3.3	15	4
47...	77	25	25	25	13	11500	5.4	10	66	4.3	10	4
48...	110	48	48	48	13	13000	5.2	34	81	2.8	41	4
49...	87	36	36	34	2	...	7	13	14500	5.4	22	64	3.2	23	2
50...	136	43	43	42	1	19	13000	5.6	22	70	4.3	23	5
51...	148	54	51	51	...	3	3	13	12500	5.2	35	65	3.6	32	11
52...	42	19	19	18	1	1	17	63	2.8	8	2
53...	163	76	72	70	2	3	3	1	5	...	5.8	62	66	2.9	44	8
54...	130	54	54	51	3	17	13000	5.2	33	65	3.3	36	3
55...	93	35	35	35	7	...	5.4	28	70	3.6	27	4
56...	13	5	5	5	4	1	3	...
57...	40	15	15	13	2	4	10	64	3.3	3	3
58...	76	25	25	25	10	12500	5.2	13	72	3.8	15	2
BE-3-B...	3939	1816	1791	1707	84	22	20	2	...	3	438	15000	5.7	1279	83	3.4	117	47
1...	218	123	119	110	9	4	2	2	2	112	78	2.7	10	9
2...	270	157	155	150	5	2	14	16500	6.0	134	104	2.8	6	2
3...	179	99	99	94	5	15	...	5.1	83	81	2.9	7	6
4...	190	72	72	64	8	15	15000	4.9	56	67	3.9	10	2
5...	217	118	118	116	2	9	...	4.8	104	91	3.4	7	...
6...	85	42	42	37	5	15	18500	5.1	25	83	3.5	1	1
8...	65	24	24	24	5	...	5.6	18	98	4.4	3	...
9...	233	108	108	99	9	11	...	6.1	91	92	3.4	4	...
10...	138	53	53	53	19	17500	5.4	33	101	4.1	4	1
11...	177	77	71	65	6	5	5	1	18	13500	5.6	52	72	3.3	7	4
12...	154	69	68	54	14	1	1	22	15000	6.2	42	67	3.1	4	2
13...	31	19	19	19	9	20000	5.1	7	86	3.4	2	1
14...	53	30	28	28	...	1	1	1	5	...	5.8	25	103	3.3
15...	146	63	59	59	...	4	4	21	15000	5.7	41	75	3.5	...	2
16...	101	46	46	44	2	28	14500	6.3	15	78	4.1	4	...
17...	138	57	57	56	1	21	17500	6.8	36	73	3.7	1	...
18...	116	35	35	35	20	16500	7.0	15	80	4.0	2	1
19...	118	54	54	54	16	15000	5.4	37	71	3.1	3	...
20...	127	52	50	49	1	2	2	25	15000	5.6	25	77	4.4	3	1
21...	111	3
22...	130	75	73	73	...	2	2	17	15500	6.0	36	83	3.7	6	...
23...	86	38	38	34	4	16	15000	5.4	20	72	3.3	...	1
24...	64	28	28	24	4	12	14000	4.8	14	80	3.7
25...	136	54	54	52	2	11	12500	5.5	40	78	3.5	6	4
26...	141	49	49	49	12	13500	5.9	34	87	4.1	5	...
27...	171	66	65	60	5	1	1	30	12500	5.6	35	71	3.4	12	3
28...	95	40	39	39	1	14	15500	5.9	23	66	4.1	2	1
29...	109	52	52	50	2	10	14000	5.0	41	75	3.4	4	4
30...	107	46	46	46	18	15500	5.8	28	73	3.7	2	1
31...	133	67	67	67	6	...	5.2	56	76	3.3	2	1
BE-3-C...	4779	2399	2025	1898	127	364	281	83	...	10	543	21000	6.3	1720	79	3.3	67	49
1...	345	171	171	150	21	16	32000	5.6	151	77	2.6	6	3
2...	325	141	104	101	3	36	12	24	...	1	9	28000	5.0	126	81	3.0	6	14
3...	289	157	138	129	9	19	19	14	...	6.1	138	71	2.5	3	8
4...	60	31	12	9	3	19	14	5	2	27	61	3.0	3	1
5...	111	75	66	64	2	9	9	4	5	...	5.8	51	85	3.8	3	...
6...	165	108	95	86	9	13	9	16	21000	5.6	69	76	3.5	4	...
7...	197	115	107	70	37	8	8	19	20000	5.7	89	74	3.1	3	2
8...	213	95	76	75	1	18	13	5	...	1	20	27000	5.8	73	70	3.1	3	2
9...	207	107	99	97	2	8	2	6	16	21000	6.4	84	82	3.1	1	2
10...	167	71	60	60	...	7	5	2	...	4	15	27000	6.8	52	93	3.6	1	1
11...	189	103	94	88	6	9	9	17	30000	6.4	81	92	3.3	2	...
12...	9	5	4	2	2	1	1	3	2
13...	136	63	63	62	1	19	19500	6.8	40	96	3.5	3	...
14...	72	35	34	34	...	1	1	14	16500	6.8	20	97	4.2	1	...
15...	120	50	48	47	1	2	2	18	22000	7.3	27	82	4.0	2	2
16...	111	59	59	56	3	18	21000	6.9	41	76	3.6	...	2
17...	140	71	71	69	2	15	22000	7.1	55	111	3.4	2	...
18...	73	44	32	32	...	8	8	4	16	23000	5.7	23	76	3.3	2	1
19...	112	63	63	57	6	19	20000	5.5	43	75	3.5	1	...
20...	128	56	56	51	5	18	19500	6.3	37	77	3.9	2	1
21...	136	52	52	50	2	18	18500	6.1	30	75	4.3
22...	74	39	39	39	14	16000	5.5	24	68	3.5	3	...
23...	144	80	80	80	14	20000	5.6	65	65	3.3	...	1
24...	53	27	26	26	...	1	1	15	20000	6.3	11	78	4.2
25...	54	26	26	23	3	13	22000	6.8	13	73	3.4
26...	40	25	25	25	4	20	85	3.9	1	...
27...	170	86	44	41	3	42	29	13	31	21000	6.0	53	70	3.2	1	3
28...	162	80	62	62	...	18	16	2	25	20000	5.6	52	81	3.5	1	1
29...	131	55	34	33	1	21	19	2	24	18500	7.0	29	93	3.7	2	2
30...	84	40	27	27	...	13	7	6	12	22000	6.1	25	75	2.8	2	1
31...	87	33	18	18	...	15	15	6	...	6.2	24	86	3.8	2	1
32...	111	45	31	27	4	14	14	22	17500	6.3	23	92	4.6	6	1
33...	29	15	4	4	...	11	8	3	2	12	65	3.5
34...	53	22	13	12	1	9	6	3	8	16000	6.6	13	54	4.2
35...	67	29	23	23	...	6	6	12	20000	5.8	17	87	4.2
36...	75	39	9	9	...	30	25	5	19	16500	6.5	14	61	3.4	1	...
37...	23	8	8	8	4	4
38...	13	11	11	11	10	63	2.9
39...	104	67	52	52	...	15	12	3	11	17500	6.0	52	78	3.3

Table 2.—CHARACTERISTICS OF HOUSING UNITS, BY BLOCKS: 1960—Con.

["Total population" contains no persons in group quarters unless preceded by asterisk: one asterisk (*) denotes less than 10 percent; two asterisks (**), 10 percent or more]

Blocks within census tracts	Total population	All housing units by condition and plumbing								Occupied housing units								
		Total	Sound			Deteriorating			Dilapidated	Owner occupied			Renter occupied			Occupied by non-white	1.01 or more persons per room	
			Total	With all plumbing facilities	Lacking some or all facilities	Total	With all plumbing facilities	Lacking some or all facilities		Total	Average value (dollars)	Average number of rooms	Total	Average contract rent (dollars)	Average number of rooms			
								With flush toilet										No flush toilet
BE-3-D..	**4919	1884	1649	1611	38	227	210	17	...	8	730	25000	7.4	1057	91	3.7	28	16
1...	**644	10	9	9	...	1	1	5	42000	8.0	5	75	6.6	...	1
2...	*216	118	82	78	4	30	20	10	...	6	10	22000	5.4	97	98	3.0	6	1
3...	*280	136	88	88	...	48	48	12	...	6.1	121	88	3.2	2	1
4...	**188	73	43	37	6	30	27	3	14	...	6.2	57	80	3.8	2	1
5...	*183	97	90	80	10	7	7	16	22000	4.9	76	70	3.0	2	2
6...	*145	50	48	46	2	1	1	1	19	24000	7.4	29	80	4.0	5	1
7...	*124	58	41	41	...	16	15	1	17	37000	7.9	37	108	3.7	1	...
8...	27	11	11	11	10	42000	9.7	1
9...	18	18	18	18	17	39000	9.6
10...	197	67	65	64	1	2	2	36	27000	8.2	29	112	4.3	1	...
11...	143	78	78	78	15	26000	6.0	59	83	3.5	1	...
12...	*95	45	45	40	5	7	...	6.6	36	87	3.8
13...	93	37	31	31	...	6	6	24	33000	8.6	11	94	4.6	...	2
14...	18	8	8	8	6	42000	10.3	1
15...	60	17	17	17	15	40000	9.9	1
16...	152	54	36	36	...	18	17	1	35	30000	8.3	15	117	6.0
17...	145	70	70	70	21	19500	6.3	43	89	3.6	...	1
18...	96	58	56	56	...	2	2	10	19500	5.8	46	86	3.0	2	...
19...	85	38	24	24	...	14	14	15	17500	5.9	20	90	4.2
20...	81	42	35	31	4	7	5	2	17	17500	5.2	20	65	4.1	...	1
21...	44	16	15	15	...	1	1	13	33000	9.0	2
22...	27	12	12	12	9	35000	9.2	2
23...	42	14	14	14	13	35000	9.3	1
24...	9	2
25...	**162	61	61	61	29	26000	8.7
26...	75	27	26	26	...	1	1	23	25000	8.3	29	94	4.4	2	...
27...	*96	41	41	38	3	19	21000	7.5	4
28...	7	4	21	93	3.9
29...	**38	11	10	10	...	1	1	8	19500	7.8	2
30...	94	39	25	25	...	14	14	20	23000	7.7	18	103	4.5
31...	103	33	29	29	...	4	4	23	23000	7.8	10	109	4.9	1	...
32...	*94	29	24	24	...	5	5	15	21000	7.4	13	98	4.8	1	...
33...	79	29	27	27	...	2	2	20	18000	6.5	7	104	4.3
34...	67	30	28	28	...	2	2	23	21000	7.3	7	100	6.1
35...	44	19	18	18	...	1	1	9	25000	6.4	9	88	3.9
36...	253	125	118	118	...	7	7	48	19500	6.6	66	99	4.0	...	3
37...	**220	86	85	83	2	1	1	37	20000	7.1	46	108	4.2	...	1
38...	88	46	45	45	...	1	1	28	22000	6.8	15	102	3.9
39...	28	17	17	17	16	21000	6.1
40...	110	48	48	47	1	26	24000	7.4	20	92	4.1	...	1
41...	161	88	87	87	...	1	1	20	21000	6.6	66	78	3.7
42...	38	22	22	22	8	19000	7.5	11	68	3.6
BE-3-E..	*2186	713	708	706	2	5	5	586	32000	8.2	117	128	4.4	6	4
1...	29	10	10	10	10	31000	7.5
2...	28	9	9	9	9	37000	9.1
3...	56	15	15	15	15	30000	7.9
4...	71	22	21	21	...	1	1	20	34000	9.1	1
5...	69	23	23	23	19	32000	7.8	4
6...	57	15	15	14	1	12	30000	9.2	3
8...	6	2
9...	47	30	30	30
10...	103	46	46	46	2	26	115	3.1	1	...
11...	98	38	38	38	11	39000	7.5	35	124	3.9
12...	90	22	22	22	32	33000	7.8	6	96	5.7
13...	91	29	29	28	1	21	29000	8.8	1
14...	*89	26	26	26	24	33000	8.7	3	1	...
15...	65	25	25	25	24	31000	7.7	2
16...	104	38	38	38	22	39000	8.2	2
17...	44	15	15	15	36	34000	7.5	2
18...	28	10	10	10	14	34000	8.5	1
19...	119	46	45	45	...	1	1	10	40000	9.2
20...	119	41	41	41	39	36000	8.3	6	...	3.2	1	...
22...	80	21	21	21	38	31000	8.4	3	1	...
24...	73	20	20	20	19	28000	8.3	2
28...	41	12	12	12	18	31000	8.9	2
29...	97	23	22	22	...	1	1	11	27000	7.7	1	1
30...	78	24	24	24	19	34000	9.8	4
31...	125	32	31	31	...	1	1	24	34000	8.7	1
32...	15	5	5	5	28	31000	8.4	3
33...	111	37	37	37	5	22000	7.8
34...	13	4	32	23000	7.4	4
35...	37	12	12	12
36...	40	9	9	9	11	23000	6.7	1	1
37...	163	52	51	51	...	1	1	48	30000	8.1	3	1
BE-4-A..	3821	1513	1489	1477	12	23	23	1	731	12500	5.0	708	72	3.5	377	102
1...	110	51	51	51	10	14500	5.3	39	75	3.2	11	2
2...	124	40	40	38	2	18	14500	5.3	21	78	3.9	9	5
4...	149	78	78	78	12	14500	4.7	64	68	2.8	9	5
5...	78	28	26	26	...	2	2	8	10000	5.3	20	57	3.3	11	4
6...	21	5	4	4	...	1	1	5							

Table 2.—CHARACTERISTICS OF HOUSING UNITS, BY BLOCKS: 1960—Con.

["Total population" contains no persons in group quarters unless preceded by asterisk; one asterisk (*) denotes less than 10 percent; two asterisks (**), 10 percent or more]

Table with columns for Blocks within census tracts, Total population, and housing unit characteristics categorized by condition (Sound, Deteriorating) and occupancy (Owner, Renter). Includes sub-headers for plumbing facilities, value, and room averages.

Table 2.—CHARACTERISTICS OF HOUSING UNITS, BY BLOCKS: 1960—Con.

[“Total population” contains no persons in group quarters unless preceded by asterisk; one asterisk (*) denotes less than 10 percent; two asterisks (**), 10 percent or more]

Blocks within census tracts	Total population	All housing units by condition and plumbing								Occupied housing units								
		Total	Sound			Deteriorating			Dilapidated	Owner occupied			Renter occupied			Occupied by non-white	1.01 or more persons per room	
			Total	With all plumbing facilities	Lacking some or all facilities	Total	With all plumbing facilities	Lacking some or all facilities		Total	Average value (dollars)	Average number of rooms	Total	Average contract rent (dollars)	Average number of rooms			
								With flush toilet										No flush toilet
19...	79	27	26	26	...	1	1	23	15500	5.6	4	1
20...	82	25	23	22	1	2	2	21	15500	5.8	4	2
21...	68	23	22	22	...	1	1	18	14000	5.5	5	71	4.8	4	1
22...	34	13	12	12	...	1	1	8	15000	5.8	5	...	4.4	4	2
23...	51	18	18	18	15	14000	5.7	2	4	...
24...	82	24	24	24	16	14500	5.9	8	4	1
25...	*119	42	33	33	...	9	9	22	14500	6.0	20	82	5.1	3	1
26...	159	61	39	39	...	22	22	23	13500	5.7	34	87	4.8	4	1
27...	89	38	33	33	...	5	5	10	13500	5.5	34	87	3.9	5	3
28...	80	31	20	20	...	10	10	11	11500	5.2	23	84	3.9	4	3
					20	73	3.4	2	2	2
29...	96	37	37	37	27	14500	5.7	10	77	4.7	5	1
30...	95	40	40	40	26	14500	5.1	12	70	3.8	6	1
31...	108	38	34	34	...	4	4	26	14000	5.4	11	80	4.0	10	2
32...	115	45	42	42	...	3	3	24	14000	5.3	19	70	3.3	6	2
33...	*70	23	17	17	...	6	6	9	13500	5.0	13	73	4.6	3	1
34...	85	38	33	33	...	5	5	8	13000	5.0	21	95	4.5	2	1
35...	*145	71	68	67	1	1	1	...	2	...	15	14500	5.5	48	71	3.6	7	1
36...	150	62	61	61	...	1	1	26	14000	5.7	33	87	2.9	3	5
37...	118	38	33	33	...	5	5	25	13000	5.6	11	74	4.5	5	2
38...	70	22	20	20	...	2	2	17	12500	5.5	5	74	4.2	3	2
39...	68	26	26	26	11	13000	5.2	13	92	3.8	...	1
40...	159	59	57	57	...	2	2	24	13000	4.9	35	78	3.9	12	2
41...	109	37	33	33	...	4	4	20	11000	5.1	17	89	4.4	6	2
42...	130	48	47	47	...	1	1	25	13000	5.6	22	82	4.4	3	3
43...	151	70	68	62	6	2	2	19	14000	4.9	45	70	3.5	6	...
44...	161	72	68	60	8	4	4	17	15500	5.5	49	74	4.3	4	4
45...	149	70	61	59	2	8	2	...	1	...	19	13000	4.8	48	96	3.5	6	...
46...	119	53	39	39	...	12	11	1	2	...	19	13500	5.2	32	76	3.8	10	2
47...	112	55	53	51	2	2	2	18	14000	5.3	28	81	3.6	7	2
48...	107	48	46	46	...	2	2	22	13500	5.4	26	75	3.6	6	2
49...	111	52	51	51	...	1	1	13	13500	5.9	37	77	3.3	6	...
50...	151	70	68	67	1	2	2	17	14500	5.0	50	73	3.6	2	3
51...	156	70	69	66	3	1	1	13	15500	5.8	51	67	3.3	5	4
52...	100	44	43	43	...	1	1	6	...	6.3	37	84	3.6	6	2
53...	106	47	45	45	...	2	2	17	12500	5.5	30	62	3.0	...	3
54...	56	31	29	29	...	2	1	9	15000	6.1	14	74	3.9
55...	89	49	49	49	3	44	56	2.8	1	3
57...	45	20	20	20	9	15000	6.0	9	91	4.0	1	...
BE-4-D...	3535	1274	1186	1182	4	81	81	...	7	...	739	13000	5.2	489	77	3.9	322	87
1...	68	37	37	37	16	20000	5.2	21	85	3.8
2...	68	23	21	20	1	2	2	13	16500	5.5	10	96	5.7
3...	115	45	45	45	29	17000	5.9	13	121	4.9	7	...
4...	106	41	38	38	...	3	3	23	16000	5.4	16	99	4.1	2	2
5...	108	36	33	33	...	3	3	26	13500	5.4	10	80	4.1	4	1
6...	52	16	15	15	...	1	1	14	11500	5.5	2	1	...
7...	37	11	11	11	...	1	1	9	12500	5.1	1	3	1
8...	43	12	11	11	...	1	1	11	14000	5.2	1	4	1
9...	131	59	59	59	18	14500	5.3	33	93	2.8	17	3
10...	55	22	20	20	...	2	2	12	15000	5.3	7	75	3.3	8	...
11...	25	10	10	10	4	5	90	4.0	...	1
12...	93	40	34	34	...	6	6	19	12500	4.8	21	63	3.6	1	2
13...	104	39	36	36	...	3	3	27	13000	4.7	11	63	3.9	3	3
14...	113	42	40	40	...	2	2	26	11000	4.8	15	80	3.9	12	2
15...	78	29	27	27	...	5	5	17	12500	5.4	11	66	3.8	6	...
16...	101	32	27	27	...	5	5	26	12500	4.8	6	74	4.5	13	3
17...	11	3
18...	28	11	9	9
19...	135	42	40	40	...	2	2	...	2	...	2	7	75	3.1	2	2
20...	76	23	18	18	...	5	5	15	11500	5.2	26	84	3.6	12	6
21...	76	28	25	25	...	3	3	10	10500	5.4	13	76	4.2	8	2
22...	121	42	40	40	...	2	2	20	12500	5.2	7	72	3.7	12	2
23...	80	29	25	25	...	3	3	34	12500	4.7	8	83	4.8	16	3
24...	66	22	21	21	...	1	1	...	1	...	21	12000	5.1	8	74	4.3	8	2
25...	6	3	1	1	17	14000	5.2	5	76	3.6	5	...
26...	54	16	15	15
27...	62	19	17	17	...	1	1	8	9500	5.1	8	87	4.5	4	2
28...	80	34	29	29	...	4	4	12	11500	4.9	7	65	4.3	9	1
29...	54	20	18	18	1	...	11	13500	5.3	16	68	3.8	9	5
30...	60	20	20	20	2	...	9	10500	5.7	11	67	4.1	6	3
31...	65	20	20	20	11	16500	4.5	8	73	3.5	10	5
32...	98	31	31	31	11	14000	5.3	9	69	4.4	7	2
33...	49	15	14	14	...	1	1	20	13000	5.2	11	72	4.7	8	3
34...	33	12	12	12	4	10	71	3.8	3	2
35...	294	95	86	86	6	12000	4.7	6	63	4.2	1	...
36...	237	92	84	85	1	9	9	67	12500	5.1	27	70	3.9	49	10
37...	121	43	37	37	2	8	8	50	12000	4.9	37	58	3.4	44	9
38...	191	64	61	61	...	2	2	18	11000	4.8	23	70	4.0	6	6
39...	157	56	56	56	1	...	46	13000	5.6	16	70	3.8	16	2
40...	68	31	29	29	...	2	2	31	13500	5.5	24	79	4.3	2	...
41...	16	9	9	9	...	2	2	17	14000	5.2	14	65	3.5	3	...
BE-4-E...	*5264	2039	1976	1971	5	62	62	...	1	...	5	15000	4.8	4
1...	174	64	59	59	...	5	5	932	14500	5.2	1038	76	3.4	510	96
2...	93	32	32	32	19	19500	6.1	44	98	3.8	7	...
3...	339	145	142	142	...	2	2	24	17500	5.7	8	86	3.8	7	...
					...	2	2	...	1	...	24	13500	5.3	114	106	3.5	12	1

Table 2.—CHARACTERISTICS OF HOUSING UNITS, BY BLOCKS: 1960—Con.

["Total population" contains no persons in group quarters unless preceded by asterisk: one asterisk (*) denotes less than 10 percent; two asterisks (**), 10 percent or more]

Blocks within census tracts	Total population	All housing units by condition and plumbing									Occupied housing units						
		Sound				Deteriorating			Dilapidated	Owner occupied			Renter occupied			Occupied by non-white	1.01 or more persons per room
		Total	With all plumbing facilities	Lacking some or all facilities	Total	With all plumbing facilities	Lacking some or all facilities	Total		Average value (dollars)	Average number of rooms	Total	Average contract rent (dollars)	Average number of rooms			
					With flush toilet	No flush toilet											
4....	108	34	34	34	22	18500	6.4	12	78	4.0	9	1
6....	128	50	50	50	47	16500	5.3	2	7	...
7....	28	10	10	10	8	17500	5.0	2	1	...
8....	66	26	26	26	24	16500	5.2	2	1	...
9....	53	16	16	16	14	17000	5.3	2	1	...
10....	54	22	22	22	22	15500	5.1	2	...
11....	39	19	18	18	...	1	1	12	15500	4.9	4	3	...
12....	56	20	17	17	...	3	3	13	12500	4.6	7	62	4.0	6	3
13....	53	19	13	13	...	6	6	11	11000	4.7	8	80	3.9	6	2
14....	50	13	8	8	...	5	5	8	10500	5.0	4	2	2
15....	30	12	12	12	9	12000	5.3	2	2	...
16....	26	8	7	7	...	1	1	7	14000	5.9	1	4	1
17....	75	28	28	28	6	12500	5.2	20	62	3.9	6	3
18....	113	39	39	39	23	11500	5.1	16	64	3.6	16	2
19....	95	27	26	25	1	1	1	21	13500	5.3	5	...	4.0	17	2
20....	95	30	29	29	...	1	1	21	13000	4.7	8	82	4.1	9	5
21....	127	42	42	42	25	11500	4.6	15	71	4.3	7	7
22....	95	28	28	28	19	11500	4.9	9	75	4.0	12	2
23....	37	10	10	10	10	12500	4.9	5	1
24....	77	26	24	24	...	2	2	12	14000	5.5	14	59	3.4	7	2
25....	86	30	30	30	21	16500	5.6	9	60	3.7	9	...
26....	94	35	35	35	26	15000	5.3	9	69	3.2	9	...
27....	64	22	22	22	21	17500	5.7	1	7	...
28....	100	31	30	30	...	1	1	30	18000	5.5	6	...
29....	52	16	16	16	16	17500	6.3	10	...
30....	57	21	21	21	15	12500	5.5	5	80	3.8	4	1
31....	52	20	20	20	11	13000	4.9	8	83	3.8	5	1
32....	45	16	16	16	13	13500	5.9	2	6	...
33....	48	24	23	23	...	1	1	13	13500	5.3	3	8	...
34....	*123	34	31	31	...	3	3	21	11000	4.3	13	63	4.0	18	5
35....	82	23	23	23	8	13000	4.9	15	76	3.9	5	6
36....	13	5	3	3	...	2	2	3	2	1	...
37....	*232	82	64	63	1	18	18	25	12500	5.2	55	65	3.5	21	8
38....	74	27	25	25	...	2	2	20	12500	5.6	6	68	4.0	8	1
39....	86	19	19	19	19	16500	5.7	15	2
40....	53	18	18	18	14	16500	5.3	4	11	2
41....	57	21	21	21	15	13000	4.8	6	77	4.3	6	1
42....	56	20	20	18	2	16	13500	5.1	3	3	2
43....	63	26	26	26	9	14500	5.2	17	83	3.7	6	1
44....	62	28	28	28	18	13000	5.3	7	61	4.1	6	1
45....	63	25	24	24	...	1	1	15	13000	5.2	10	72	4.3	6	1
46....	74	27	27	27	23	12500	5.3	4	19	1
47....	126	55	55	55	10	11500	4.5	42	75	3.4	7	2
48....	182	65	65	65	20	13000	5.1	44	72	3.3	49	8
49....	114	49	49	49	25	12000	4.6	23	65	2.9	8	1
50....	206	80	75	75	...	5	5	20	12500	5.2	57	77	4.2	11	...
51....	197	130	130	130	6	...	4.5	116	66	2.6	6	3
52....	153	76	76	76	12	15000	5.2	60	77	3.3	8	2
53....	56	24	24	24	13	13500	5.2	10	71	3.8	14	...
54....	122	40	40	40	28	12500	5.2	12	66	3.3	34	4
55....	112	39	38	38	...	1	1	19	11000	5.1	18	79	4.3	15	3
56....	98	49	48	48	...	1	1	2	46	66	3.0	5	2
57....	98	46	46	46	3	42	70	3.2	9	1
58....	148	96	96	95	1	1	89	72	2.5	4	3
BE-5-A...	*1867	1220	1193	815	378	24	20	4	...	57	22000	4.3	1038	63	2.2	67	51
1....	70	64	64	24	40	63	48	1.7	...	1
3....	*85	93	93	11	82	2	69	43	1.2	3	1
4....	*105	59	56	48	8	3	3	4	47	51	2.5	6	4
5....	36	34	34	34	3	27	61	2.0
6....	19	21	21	...	21	16	41	1.8
7....	5	4
8....	72	78	78	27	51	67	52	1.2	4	2
9....	*128	19	19	18	1	19	67	2.2	1	...
10....	39	57	57	...	57	39	44	1.0	3	...
14....	36	33	33	31	2	33	85	1.3	1	2
16....	40	38	38	35	3	37	77	2.4	1	...
17....	46	47	47	10	37	1	40	50	1.4	1	1
19....	*106	61	61	56	5	1	60	69	2.4	1	2
20....	30	14	14	12	2	2	11	67	3.6	...	1
21....	*63	17	16	16	...	1	1	5	...	5.2	12	66	3.3	3	3
22....	*146	73	67	65	2	6	6	70	69	3.1	8	4
23....	168	102	100	90	10	2	2	14	28000	4.0	82	73	3.2	5	2
24....	*136	79	70	58	12	8	6	2	...	4	72	60	2.7	5	2
25....	180	82	81	80	1	1	...	1	...	5	...	5.4	75	86	2.8	9	15
26....	51	32	32	32	2	30	61	3.1	2	1
27....	73	60	60	39	21	54	48	2.0	4	3
28....	208	122	117	112	5	3	2	1	...	14	16000	4.8	88	73	2.9	9	6
29....	25	31	31	15	16	23	44	1.7	1	1
BE-5-C...	*4129	1486	1404	1394	10	62	59	3	20	934	26000	6.4	516	110	4.1	24	21
2....	188	59	58	58	...	1	1	55	25000	6.0	3	2	1
3....	48	17	17	17	14	24000	5.2	3
4....	64	23	23	23	20	23000	5.6	2
5....	30	9	9	9	9	21000	6.2
6....	47	15	15	15	13	29000	5.9	2

Table 2.—CHARACTERISTICS OF HOUSING UNITS, BY BLOCKS: 1960—Con.

["Total population" contains no persons in group quarters unless preceded by asterisk; one asterisk (*) denotes less than 10 percent; two asterisks (**), 10 percent or more]

Blocks within census tracts	Total population	All housing units by condition and plumbing									Occupied housing units							
		Sound				Deteriorating				Dilapidated	Owner occupied			Renter occupied			Occupied by non-white	1.01 or more persons per room
		Total	With all plumbing facilities	Lacking some or all facilities	Total	With all plumbing facilities	Lacking some or all facilities		Total		Average value (dollars)	Average number of rooms	Total	Average contract rent (dollars)	Average number of rooms			
							With flush toilet	No flush toilet										
7...	45	18	17	17	...	1	1	11	25000	6.1	6	81	4.0
8...	133	46	46	46	27	25000	5.7	19	199	4.6
9...	115	45	45	45	28	29000	6.4	17	147	3.6	2	1
10...	104	44	44	44	22	29000	7.4	21	123	4.5	...	2
11...	*150	50	40	40	...	8	8	29	28000	6.6	19	191	4.7
12...	*93	35	32	30	2	2	2	1	21	17500	7.4	13	77	3.8	1	...
13...	*92	27	22	21	1	4	4	1	22	17000	6.1	5	87	4.4	1	1
14...	*112	51	27	27	...	21	18	3	...	3	14	18500	8.1	36	76	3.1	...	1
15...	144	59	54	51	3	5	5	19	18000	7.1	40	88	3.5	...	4
16...	179	81	62	62	...	7	7	12	33	21000	6.2	47	82	3.9
17...	*106	38	26	26	...	12	12	19	27000	7.5	19	107	5.2
18...	40	15	15	15	7	26000	8.3	6	106	4.7
19...	51	18	17	17	...	1	1	14	32000	8.1	2	1
20...	52	19	19	19	16	30000	6.9	2
21...	56	22	22	22	18	34000	7.3	4	1
22...	31	11	11	11	7	34000	8.0	4
23...	82	39	39	39	18	29000	5.4	21	143	3.8
24...	14	6	6	6	3	3
25...	23	8	8	8	7	22000	5.3	1
26...	49	19	19	19	15	23000	5.7	3
28...	24	8	8	8	8	24000	5.8
29...	44	15	15	15	14	23000	5.2	1
30...	22	7	7	7	4	2
31...	139	40	40	40	35	25000	6.1	3	2	...
32...	4	1
33...	94	27	27	27	27	29000	6.1
34...	131	38	38	38	35	22000	5.4	3	1
35...	80	21	21	21	21	21000	6.0	1
36...	61	17	17	17	16	24000	6.7
37...	86	29	29	29	26	26000	5.8	3	2	1
38...	20	6	6	6	5	21000	6.2	1
39...	57	20	20	20	19	25000	5.8
40...	120	38	38	38	32	34000	7.5	6	171	4.3	1	...
41...	61	23	23	23	12	34000	6.8	9	131	6.0	...	1
42...	46	16	16	16	10	32000	6.5	6	99	4.8
43...	51	18	18	18	17	29000	7.3	1
44...	86	29	29	29	14	33000	7.9	14	140	5.8
45...	108	41	41	38	3	22	30000	6.9	19	99	4.2
46...	*174	60	59	58	1	12	26000	6.3	48	102	4.3	1	1
47...	143	94	94	94	1	13	28000	5.3	71	75	3.3	1	1
48...	138	55	55	55	38	30000	6.5	16	130	3.9	...	1
49...	21	4
50...	76	22	22	22	19	26000	5.9	3	1
51...	80	21	21	21	16	27000	5.9	4
52...	41	10	10	10	10	32000	6.9	1	...
53...	48	14	14	14	13	26000	5.6	1
54...	15	5	5	5	5	28000	5.2
55...	25	8	8	8	7	34000	6.9	1
57...	86	25	25	25	19	24000	6.3	5	123	4.4	1	1
BE-5-D...	*2989	1351	1305	1262	43	44	42	2	...	2	397	17500	6.0	902	88	3.7	31	27
1...	90	42	42	42	15	18000	6.5	25	85	3.6	1	...
2...	58	22	22	22	14	18000	6.7	7	100	4.9	1	...
3...	142	71	68	62	6	3	1	2	15	16500	5.9	55	83	3.3	1	1
4...	*78	33	33	32	1	18	20000	5.4	15	86	3.7	1	...
5...	*112
6...	119	56	56	53	3	25	20000	6.4	31	80	3.2	...	1
7...	*85	39	38	38	...	1	1	23	16500	6.0	13	71	4.1	2	...
8...	144	60	56	56	...	4	4	21	15000	5.8	36	75	3.6	...	5
9...	136	59	59	52	7	18	14000	5.7	39	78	3.8	...	1
10...	90	37	36	34	2	1	1	8	15000	5.5	29	85	4.0
11...	117	73	69	69	...	4	4	9	...	4.8	62	76	3.4	1	...
12...	168	56	56	56	34	18000	6.5	21	94	5.0
13...	69	27	26	26	...	1	1	15	22000	6.5	12	84	3.8
14...	132	66	66	66	22	16000	5.4	42	89	3.4	2	2
15...	90	32	32	32	10	20000	7.3	22	84	4.3	2	2
16...	17	6	2	2	...	2	2	4	1	1
17...	65	26	26	26	1
18...	129	63	62	62	...	1	1	26	88	3.7	2	2
19...	160	64	64	62	2	14	18500	5.3	46	74	3.9	2	...
20...	20	14000	5.8	42	85	4.0	3	3
21...	*134	53	52	52	...	1	1	14	17500	5.3	39	70	3.5	1	1
22...	*124	44	44	44	...	6	6	18	15500	5.8	30	80	3.9	...	1
23...	144	62	60	55	5	2	2	16	17500	6.2	44	83	3.9	3	1
24...	123	58	50	48	2	8	8	17	19000	5.5	36	94	4.2	2	...
25...	56	24	20	19	1	4	4	3	21	64	3.8	1	1
26...	132	70	65	54	11	5	5	10	24000	4.9	52	69	3.1	2	1
27...	149	89	88	88	...	1	1	14	18000	5.8	67	79	3.4	1	1
28...	226	111	111	108	3	23	16500	5.9	84	163	4.1	2	2
BE-5-E...	*3194	1713	1585	1448	137	125	112	12	1	3	218	21000	5.5	1380	76	3.1	106	36
1...	*146	66	66	66	...	1	1	12	25000	7.0	50	83	3.0	4	...
2...	248	156	155	155	6	...	4.3	133	92	3.1	3	2
3...	107	39	39	39	10	18500	6.7	27	82	3.9	2	1
4...	20	9	9	8	1	9	99	3.7	1	...
5...	128	55	53	52	1	2	1	15	18500	6.5	39	78	3.4	5	7
6...	187	83	62	60	2	21	21	12	18000	5.6	59	74	3.9	4	3
7...	122	49	43	39	4	6	4	17	16500	5.4	30	79	4.0	1	...

Table 2.—CHARACTERISTICS OF HOUSING UNITS, BY BLOCKS: 1960—Con.

["Total population" contains no persons in group quarters unless preceded by asterisk; one asterisk (*) denotes less than 10 percent; two asterisks (**), 10 percent or more]

Table with columns for Blocks within census tracts, Total population, and All housing units by condition and plumbing (Sound, Deteriorating, Dilapidated) and Occupied housing units (Owner occupied, Renter occupied, Occupied by non-white, 1.01 or more persons per room).

Table 2.—CHARACTERISTICS OF HOUSING UNITS, BY BLOCKS: 1960—Con.

["Total population" contains no persons in group quarters unless preceded by asterisk; one asterisk (*) denotes less than 10 percent; two asterisks (**). 10 percent or more]

Blocks within census tracts	Total population	All housing units by condition and plumbing								Occupied housing units								
		Sound			Deteriorating				Dilapidated	Owner occupied			Renter occupied			Occupied by non-white	1.01 or more persons per room	
		Total	With all plumbing facilities	Lacking some or all facilities	Total	With all plumbing facilities	Lacking some or all facilities	With flush toilet		No flush toilet	Total	Average value (dollars)	Average number of rooms	Total	Average contract rent (dollars)			Average number of rooms
57***	12	5	5	5	***	***	***	***	***	***	***	***	5	130	4.0	***	***	
58***	129	51	51	51	***	***	***	***	***	***	26	25000	6.5	25	101	4.3	1	2
59***	40	16	16	16	***	***	***	***	***	***	9	21000	7.4	7	72	2.6	1	***
60***	63	23	18	18	***	5	5	***	***	***	15	21000	6.6	8	92	4.1	***	***
61***	74	27	27	27	***	***	***	***	***	***	14	17500	6.4	12	90	5.3	***	1
62***	109	47	40	40	***	5	5	***	***	2	26	17500	6.2	19	89	4.2	3	***
BE-6-C**	2159	749	748	746	2	***	***	***	***	1	665	26000	6.5	72	129	4.9	8	4
1***	169	52	52	52	***	***	***	***	***	***	44	26000	6.0	7	162	4.9	***	***
2***	9	3	***	***	***	***	***	***	***	***	***	***	***	***	***	***	***	***
3***	113	39	39	39	***	***	***	***	***	***	33	27000	6.3	4	***	***	1	***
4***	49	20	20	20	***	***	***	***	***	***	18	29000	6.4	1	***	***	1	1
5***	87	27	27	27	***	***	***	***	***	***	26	28000	7.3	***	***	***	***	***
6***	128	42	42	42	***	***	***	***	***	***	39	29000	6.9	3	***	***	2	1
7***	76	27	27	27	***	***	***	***	***	***	25	28000	6.0	2	***	***	***	***
8***	29	13	13	13	***	***	***	***	***	***	10	33000	6.5	3	***	***	***	***
9***	131	39	39	39	***	***	***	***	***	***	32	26000	6.2	7	126	4.9	***	***
10***	137	56	56	56	***	***	***	***	***	***	49	25000	5.9	6	***	5.5	1	***
11***	72	28	28	28	***	***	***	***	***	***	25	29000	6.8	2	***	***	***	***
12***	39	12	12	12	***	***	***	***	***	***	12	31000	7.1	***	***	***	***	***
13***	76	27	27	27	***	***	***	***	***	***	26	25000	6.6	1	***	***	2	***
14***	62	18	18	18	***	***	***	***	***	***	17	24000	6.6	1	***	***	***	***
15***	193	64	64	62	2	***	***	***	***	***	56	24000	7.0	8	71	2.5	***	2
16***	43	16	16	16	***	***	***	***	***	***	16	27000	6.8	***	***	***	1	***
17***	62	20	20	20	***	***	***	***	***	***	18	30000	6.8	2	***	***	***	***
18***	142	52	52	52	***	***	***	***	***	***	46	24000	6.1	6	***	***	***	***
19***	125	43	42	42	***	***	***	***	***	1	41	24000	6.2	1	***	***	***	***
20***	16	6	6	6	***	***	***	***	***	***	6	20000	5.5	***	***	***	***	***
21***	13	4	***	***	***	***	***	***	***	***	***	***	***	***	***	***	***	***
22***	114	41	41	41	***	***	***	***	***	***	***	***	***	***	***	***	***	***
23***	121	42	42	42	***	***	***	***	***	***	36	28000	6.6	4	***	***	***	***
24***	61	29	29	29	***	***	***	***	***	***	33	27000	7.3	7	113	5.0	***	***
25***	26	9	9	9	***	***	***	***	***	***	25	23000	6.7	4	***	***	***	***
26***	16	4	***	***	***	***	***	***	***	***	7	28000	7.3	2	***	***	***	***
27***	50	16	16	16	***	***	***	***	***	***	16	26000	7.3	***	***	***	***	***
BE-6-D**	#4143	1370	1356	1355	1	13	13	***	***	1	1219	27000	7.3	129	131	5.7	18	5
1***	119	40	40	40	***	***	***	***	***	***	39	26000	6.8	1	***	***	1	1
2***	36	15	15	15	***	***	***	***	***	***	15	23000	6.4	***	***	***	***	1
3***	68	24	24	24	***	***	***	***	***	***	20	26000	6.8	3	***	***	***	***
4***	101	34	34	34	***	***	***	***	***	***	30	25000	6.7	4	***	***	***	***
5***	80	26	26	26	***	***	***	***	***	***	22	25000	6.7	4	***	***	1	***
6***	128	43	43	43	***	***	***	***	***	***	40	26000	7.2	3	***	***	1	***
7***	52	21	21	21	***	***	***	***	***	***	17	23000	6.0	4	***	***	***	***
8***	96	30	29	29	***	1	1	***	***	***	27	24000	7.4	3	***	***	***	***
9***	47	17	16	16	***	1	1	***	***	***	15	24000	6.9	1	***	***	***	***
10***	82	36	35	35	***	1	1	***	***	***	31	28000	6.6	2	***	***	1	***
11***	43	17	17	17	***	***	***	***	***	***	16	23000	6.4	1	***	***	***	***
12***	91	29	29	29	***	***	***	***	***	***	25	25000	7.0	4	***	***	1	***
13***	92	30	30	30	***	***	***	***	***	***	26	23000	6.4	4	***	***	2	***
15***	118	37	37	37	***	***	***	***	***	***	34	28000	7.4	3	***	***	1	***
17***	125	41	41	41	***	***	***	***	***	***	39	29000	7.6	1	***	***	***	***
18***	69	30	30	30	***	***	***	***	***	***	28	25000	6.4	1	***	***	***	***
19***	108	36	36	36	***	***	***	***	***	***	28	33000	8.9	8	120	5.0	***	***
20***	76	24	24	24	***	***	***	***	***	***	23	27000	7.9	1	***	***	***	***
21***	115	39	39	39	***	***	***	***	***	***	33	24000	6.7	5	***	6.2	***	***
22***	29	11	11	11	***	***	***	***	***	***	5	18000	7.0	5	116	5.2	1	***
23***	85	29	29	29	***	***	***	***	***	***	28	27000	6.9	1	***	***	***	***
24***	95	28	27	27	***	1	1	***	***	***	26	24000	6.8	2	***	***	***	1
25***	82	27	27	27	***	***	***	***	***	***	26	29000	7.0	1	***	***	***	***
26***	90	29	29	29	***	***	***	***	***	***	27	25000	7.0	2	***	***	1	***
27***	60	19	19	19	***	***	***	***	***	***	15	32000	8.0	***	***	***	***	***
28***	39	12	12	12	***	***	***	***	***	***	12	33000	7.6	***	***	***	***	***
29***	64	18	18	18	***	***	***	***	***	***	18	23000	7.9	***	***	***	2	***
30***	69	24	22	22	***	2	2	***	***	***	18	23000	7.7	***	***	***	***	2
31***	108	34	34	33	1	***	***	***	***	***	32	28000	8.0	2	***	***	***	***
32***	26	9	9	9	***	***	***	***	***	***	8	33000	8.3	1	***	***	***	***
33***	8	4	***	***	***	***	***	***	***	***	***	***	***	***	***	***	***	***
34***	#*42	11	11	11	***	***	***	***	***	***	10	42000	9.3	1	***	***	***	***
35***	28	8	8	8	***	***	***	***	***	***	8	37000	8.3	***	***	***	***	***
36***	26	7	7	7	***	***	***	***	***	***	7	33000	8.1	***	***	***	***	***
37***	26	11	11	11	***	***	***	***	***	***	10	38000	8.8	***	***	***	***	***
39***	99	38	38	38	***	***	***	***	***	***	32	30000	7.3	4	***	***	***	***
40***	135	43	43	43	***	***	***	***	***	***	38	26000	7.3	4	***	***	1	***
41***	79	27	26	26	***	***	***	***	***	***	23	30000	7.7	3	***	***	1	***
42***	139	41	41	41	***	***	***	***	***	1	35	29000	8.0	5	***	5.2	***	***
44***	59	14	14	14	***	***	***	***	***	***	14	29000	8.1	***	***	***	***	***
45***	122	40	39	39	***	1	1	***	***	***	34	28000	8.4	5	76	2.4	***	1
46***	117	38	38	38	***	***	***	***	***	***	31	25000	7.8	7	174	5.7	***	***
47***	15	5	5	5	***	***	***	***	***	***	5	24000	6.6	***	***	***	***	***
48***	149	45	43	43	***	2	2	***	***	***	36	23000	7.3	7	96	5.7	1	1
49***	42	14	14	14	***	***	***	***	***	***	13	24000	7.5	1	***	***	***	***
50***	80	26	26	26	***	***	***	***	***	***	24	27000	8.6	2	***	***	***	***
52***	55	20	20	20	***	***	***	***	***	***	17	22000	6.8	3	***	***	***	***
53***	79	27	25	25	***	2	2	***	***	***	26	23000	6.8	1	***	***	***	***
54***	164	50	50	50	***	***	***	***	***	***	40	20000	6.8	9	163	6.6	1	***

Table 2.—CHARACTERISTICS OF HOUSING UNITS, BY BLOCKS: 1960—Con.

("Total population" contains no persons in group quarters unless preceded by asterisk; one asterisk (*) denotes less than 10 percent; two asterisks (**), 10 percent or more)

Blocks within census tracts	Total population	All housing units by condition and plumbing									Occupied housing units							
		Total	Sound			Deteriorating			Dilapidated	Owner occupied			Renter occupied			Occupied by non-white	1.01 or more persons per room	
			Total	With all plumbing facilities	Lacking some or all facilities	Total	With all plumbing facilities	Lacking some or all facilities		Total	Average value (dollars)	Average number of rooms	Total	Average contract rent (dollars)	Average number of rooms			
55...	160	58	56	36	...	2	2	51	29000	7.7	7	...	4.3
56...	126	34	34	34	30	30000	7.5	3	2	...
BE-6-E...	*4532	1617	1496	1495	1	118	118	3	1343	18500	6.2	247	101	4.9	10	13
1...	79	29	29	29	25	21000	6.8	3
2...	22	7	7	7	6	15500	6.0	1
3...	29	13	13	13	13	16500	5.8
4...	90	31	31	31	23	17000	6.0	7	111	5.1	...	1
5...	103	38	38	38	33	23000	6.5	4
6...	77	32	32	32	30	21000	6.5	1	...
7...	45	16	16	16	13	24000	6.3	3
8...	53	19	19	19	19	23000	6.6
9...	32	10	10	10	10	23000	6.7
10...	63	23	23	23	23	25000	7.0
11...	30	10	10	10	10	23000	7.0
12...	97	36	35	35	...	1	1	35	23000	6.7	1	1	...
13...	123	35	35	35	34	21000	7.1
14...	104	34	34	34	31	18000	6.2	2	1	...
15...	82	30	30	30	26	15500	5.7	4
16...	44	14	14	14	11	15000	6.3	2
17...	37	14	14	14	13	15000	5.5	1
18...	100	36	36	36	27	14000	5.4	...	86	5.0
19...	35	14	14	14	10	17000	5.4	9
20...	55	23	23	23	18	13000	5.2	5	71	4.8
21...	56	19	19	19	15	15000	5.7	4	1	1
22...	52	21	21	21	20	22000	6.5	1
23...	*82	19	19	19	18	24000	6.9	1	1
24...	113	37	37	37	34	21000	7.1	3
25...	80	26	21	21	...	5	5	23	18000	5.9	3	2
26...	84	28	28	28	25	19000	6.3	3
27...	52	19	19	19	17	16000	5.4	1
28...	44	18	13	13	...	5	5	17	16000	5.6	1	1
29...	54	19	9	9	...	9	9	1	16	15500	5.7	3
30...	63	29	29	29	18	14000	5.2	10	159	4.4
31...	63	30	30	30	9	15500	6.0	20	84	3.2	...	1
32...	101	41	37	37	...	4	4	31	17000	5.9	10	65	3.7
33...	74	29	23	23	...	6	6	22	17000	5.6	5	100	5.8
34...	59	18	18	18	15	19500	6.5	3
35...	66	20	20	20	19	23000	7.4	1
36...	69	21	21	21	20	19500	6.5	1
37...	51	20	20	20	15	18000	6.6	4
39...	59	23	18	18	...	4	4	1	15	14000	5.1	7	90	4.0	1	...
40...	94	30	30	30	27	20000	6.5	3
41...	64	22	22	22	17	17500	5.7	5	118	5.6
42...	82	41	32	32	...	9	9	25	17000	6.1	15	75	3.5
43...	53	22	12	12	...	10	10	18	18500	6.3	3	1	...
44...	45	17	11	11	...	6	6	13	19000	5.7	3
45...	36	18	10	10	...	7	7	1	13	16500	5.6	2	1
46...	61	23	14	14	...	9	9	19	16500	5.7	4	1
47...	81	37	31	31	...	6	6	30	17500	5.8	7	77	2.9
48...	119	36	29	29	...	7	7	32	18500	6.4	4	1
49...	119	37	26	26	...	11	11	32	18000	6.2	5	114	5.2
50...	90	30	22	22	...	8	8	25	18500	6.2	5	126	6.8
51...	73	26	16	16	...	10	10	19	19500	6.2	6	113	6.0
52...	41	12	12	12	12	20000	7.7
53...	112	34	34	34	31	20000	6.7	3
54...	84	25	25	25	23	20000	6.6	2
55...	67	19	19	19	18	18500	6.6
56...	90	28	28	28	22	16500	6.1	5	121	3.8	...	1
57...	53	24	24	24	20	15500	5.7	4
58...	81	31	30	30	...	1	1	26	16500	6.2	3	2	1
59...	62	24	24	24	22	16500	5.7	2
60...	89	31	31	31	28	17500	5.8	3	1
62...	115	40	40	40	32	17000	5.8	8	110	6.4
63...	102	39	39	39	26	17500	5.6	11	105	4.5	1	1
64...	126	46	46	45	1	37	16500	5.8	9	93	4.3
65...	71	24	24	24	17	20000	6.2	7	81	4.1	1	...

U.S. CENSUS OF HOUSING: 1960

Series HC(3)-27

CITY BLOCKS

Burbank, Calif.

Prepared under the supervision of
WAYNE F. DAUGHERTY, Chief
Housing Division




U.S. DEPARTMENT OF COMMERCE

Luther H. Hodges, Secretary

BUREAU OF THE CENSUS

Richard M. Scammon, Director (From May 1, 1961)

Robert W. Burgess, Director (To March 3, 1961)





BUREAU OF THE CENSUS

RICHARD M. SCAMMON, *Director* (From May 1, 1961)
ROBERT W. BURGESS, *Director* (To March 3, 1961)

A. ROSS ECKLER, *Deputy Director*
HOWARD C. GRIEVES, *Assistant Director*
CONRAD TAEUBER, *Assistant Director*
MORRIS H. HANSEN, *Assistant Director for Statistical Standards*
CHARLES B. LAWRENCE, JR., *Assistant Director for Operations*
WALTER L. KEHRES, *Assistant Director for Administration*
CALVERT L. DEDRICK, *Chief, International Statistical Programs Office*
A. W. VON STRUVE, *Acting Public Information Officer*

Housing Division—

WAYNE F. DAUGHERTY, *Chief*
DANIEL B. RATHBUN, *Assistant Chief*
BRULAR WASHBAUGH, *Special Assistant*
MILTON D. LIEBERMAN, *Chief, Coordination and Research*

Decennial Operations Division—GLEN S. TAYLOR, *Chief*
Electronic Systems Division—ROBERT F. DRURY, *Chief*
Field Division—JEFFERSON D. MCPHIBB, *Chief*
Geography Division—WILLIAM T. FAY, *Chief*
Population Division—HOWARD G. BRUNSMAN, *Chief*
Statistical Methods Division—JOSEPH STEINBERG, *Chief*

Library of Congress Card Number: A61-9347

SUGGESTED CITATION

U.S. Bureau of the Census. *U.S. Census of Housing: 1960. Vol. III, City Blocks.*
Series HC(3), No. 27.
U.S. Government Printing Office, Washington, D.C., 1961.

For sale by the Superintendent of Documents, U.S. Government Printing Office, Washington 25, D.C.
or any of the Field Offices of the Department of Commerce—Price 25 cents.

Table 1.—CHARACTERISTICS OF HOUSING UNITS, FOR THE CITY: 1960

Subject	Number	Percent	Subject	Number	Percent
All housing units.....	32,701	100.0	Occupied housing units—Con.		
CONDITION AND PLUMBING			COLOR		
Sound.....	31,620	96.7	White.....	31,504	99.7
With all plumbing facilities.....	30,987	94.8	Nonwhite.....	97	0.3
Lacking some or all facilities.....	633	1.9	PERSONS PER ROOM		
Deteriorating.....	957	2.9	1.00 or less.....	29,729	94.1
With all plumbing facilities.....	810	2.5	1.01 or more.....	1,872	5.9
Lacking some or all facilities.....	147	0.4	AVERAGE NUMBER OF ROOMS		
With flush toilet.....	113	0.3	Owner occupied.....	5.2	...
No flush toilet.....	34	0.1	Renter occupied.....	3.5	...
Dilapidated.....	124	0.4	VALUE AND RENT		
Occupied housing units.....	31,601	100.0	Average value.....dollars.....	18,300	...
TENURE			Average contract rent.....dollars.....	79	...
Owner occupied.....	19,496	61.7			
Renter occupied.....	12,105	38.3			

NOTE.—On the map for Burbank approximately 890 blocks are identified.

Table 2.—CHARACTERISTICS OF HOUSING UNITS, BY BLOCKS: 1960

["Total population" contains no persons in group quarters unless preceded by asterisk; one asterisk (*) denotes less than 10 percent; two asterisks (**), 10 percent or more]

Blocks within census tracts	Total population	All housing units by condition and plumbing								Occupied housing units								
		Sound				Deteriorating				Owner occupied			Renter occupied			Occupied by non-white	1.01 or more persons per room	
		Total	With all plumbing facilities	Lacking some or all facilities	Dilapidated	Total	With all plumbing facilities	Lacking some or all facilities	Dilapidated	Total	Average value (dollars)	Average number of rooms	Total	Average contract rent (dollars)	Average number of rooms			
3101.....	4361	1218	1217	1216	1	1	1	1160	25000	5.7	40	129	4.8	1	59
1.....	861	291	291	290	1	259	29000	6.2	21	109	4.4	1	7	
2.....	296	87	87	87	81	33000	6.0	2	3	
3.....	726	191	191	191	181	27000	5.7	7	177	5.9	...	4	
4.....	97	27	27	27	27	19500	5.0	5	
5.....	193	48	48	48	48	17500	5.0	5	
6.....	198	51	51	51	50	18500	5.0	1	5	
7.....	192	45	45	45	44	18500	5.3	1	4	
8.....	189	48	48	48	47	18500	5.1	1	5	
9.....	190	48	48	48	47	19000	5.2	1	5	
10.....	185	48	48	48	48	19500	5.1	2	
11.....	190	48	48	48	48	19500	5.1	6	
12.....	117	30	30	30	30	35000	6.2	1	
13.....	87	24	24	24	23	24000	5.4	1	1	
14.....	93	27	27	27	26	18500	5.0	1	1	
15.....	118	30	30	30	29	21000	5.3	1	3	
16.....	39	13	13	13	13	21000	5.7	
17.....	66	17	16	16	17	24000	5.4	1	
18.....	43	13	13	13	13	24000	6.0	
19.....	91	24	24	24	24	21000	5.6	1	
20.....	91	24	24	24	24	20000	5.3	
21.....	39	11	11	11	11	37000	6.4	
22.....	51	13	13	13	13	40000	6.5	
23.....	121	31	31	31	31	37000	6.5	
24.....	88	29	29	29	26	30000	6.6	3	
3102.....	6693	2487	2395	2384	11	82	77	5	10	1617	19500	5.8	793	74	3.8	1	82	
1.....	119	40	40	40	37	28000	6.9	2	
2.....	127	41	41	41	38	25000	6.8	3	
3.....	141	49	43	43	...	6	6	33	19000	6.3	15	71	4.4	...	1	
4.....	113	40	40	40	39	22000	5.7	1	
5.....	126	35	35	35	32	28000	7.0	2	
6.....	135	41	41	41	40	24000	6.5	1	2	
7.....	135	41	41	41	40	22000	6.4	1	1	
8.....	108	37	37	36	1	34	25000	6.9	3	
9.....	141	41	41	41	39	23000	6.0	2	3	
10.....	160	65	65	65	25	15500	5.5	37	73	3.9	...	2	
11.....	134	40	40	40	33	19500	6.0	7	98	5.4	...	4	
12.....	137	46	46	46	43	19500	6.3	3	1	
13.....	112	37	37	37	34	20000	6.1	2	2	
14.....	140	42	42	42	34	15500	6.1	8	89	4.4	...	3	
15.....	140	69	68	68	...	1	1	6	...	4.0	60	85	3.4	1	...	
16.....	175	79	78	78	...	1	1	35	14500	5.1	43	73	3.5	...	2	
17.....	141	46	46	46	38	15000	5.5	7	79	4.6	...	2	
18.....	132	42	42	42	35	19500	5.7	6	93	6.2	...	2	
19.....	138	45	41	41	...	4	4	31	18000	5.6	14	74	3.6	...	2	
20.....	63	20	20	20	19	20000	5.9	1	1	
21.....	76	24	16	16	...	7	7	18	14000	5.1	6	...	4.3	...	3	
22.....	119	54	48	48	...	4	4	14	16000	5.2	34	72	3.2	...	3	
23.....	132	62	59	59	...	3	3	12	...	5.0	48	69	3.3	...	2	
24.....	96	42	31	31	...	10	10	11	14000	4.7	29	68	3.5	...	4	
25.....	109	48	42	42	...	4	4	15	...	4.6	33	68	3.4	...	1	

Table 2.—CHARACTERISTICS OF HOUSING UNITS, BY BLOCKS: 1960—Con.

["Total population" contains no persons in group quarters unless preceded by asterisk: one asterisk (*) denotes less than 10 percent; two asterisks (**), 10 percent or more]

Blocks within census tracts	Total population	All housing units by condition and plumbing								Occupied housing units							
		Sound				Deteriorating				Owner occupied			Renter occupied			Occupied by non-white	1.01 or more persons per room
		Total	With all plumbing facilities	Lacking some or all facilities	Dilapidated	Total	With all plumbing facilities	Lacking some or all facilities	Total	Average value (dollars)	Average number of rooms	Total	Average contract rent (dollars)	Average number of rooms			
26...	65	27	24	24	...	3	3	16	13500	5.0	9	84	4.7	...	1
27...	69	24	22	22	...	2	2	20	17500	5.7	2	1
28...	105	39	36	36	...	3	3	33	15500	5.2	4	2
29...	101	38	35	35	...	3	3	35	20000	5.7	3
30...	44	20	20	20	16	14500	5.6	2
31...	63	20	20	20	12	18500	6.5	8	77	4.6	...	2
32...	64	28	25	25	...	3	3	13	16500	5.4	14	74	3.6	...	1
33...	126	48	43	43	...	3	3	13	18000	6.2	34	66	3.2	...	6
34...	95	46	45	45	...	1	1	14	12000	4.9	30	64	3.1	...	2
35...	64	28	27	27	...	1	1	17	17000	5.6	10	69	3.3	...	1
36...	45	17	17	17	16	19500	5.9	1
37...	39	16	16	16	12	25000	7.5	3
38...	123	42	41	40	...	1	37	22000	6.2	2
39...	138	49	46	46	...	3	3	35	18500	5.7	14	70	3.4
40...	43	20	20	20	17	18500	5.7	2
41...	82	30	30	30	16	17500	5.8	13	59	4.4
42...	78	37	35	33	...	2	2	15	12500	5.1	22	69	3.9
43...	87	44	44	41	...	3	18	11000	4.4	26	61	3.3	...	1
44...	88	33	33	33	15	14500	5.2	17	73	4.1	...	2
45...	84	29	29	29	16	13500	5.0	13	66	3.9	...	2
46...	75	24	24	24	15	17500	5.5	9	87	4.1	...	2
47...	59	23	23	23	18	15500	5.8	5	88	5.0
48...	114	43	43	42	...	1	38	17000	5.5	3
49...	113	46	43	41	...	2	40	16500	5.6	4
50...	138	42	42	42	...	3	3	36	18000	6.2	6	66	4.5	...	1
51...	127	47	46	46	...	1	1	18	12500	4.9	27	72	3.5	...	4
52...	125	46	45	44	...	1	1	12	13000	4.8	33	67	3.8	...	3
53...	58	21	18	18	...	2	2	3	15	83	4.3	...	2
54...	28	14	13	13	...	1	1	3	10	69	3.8
55...	37	27	27	27	3	16	66	3.2	...	1
56...	50	19	19	19	6	...	4.3	12	80	4.1	...	2
57...	129	45	45	45	32	18500	5.8	10	82	4.8
58...	125	49	44	44	...	5	2	3	...	38	15500	5.6	10	71	3.7
59...	149	58	55	55	...	3	2	1	...	40	18000	5.8	15	97	4.3	...	1
60...	127	44	43	43	...	1	1	38	21000	6.2	5	112	4.4
61...	103	38	38	38	30	19000	5.8	4
62...	121	45	45	45	40	18500	5.5	5	85	3.8	...	2
63...	52	21	21	21	18	21000	5.6	2
64...	211	74	73	73	...	1	1	68	22000	5.7	5	102	4.8
3103...	4288	1077	1075	1073	2	2	2	1058	23000	5.6	16	137	5.2	1	62
1...	77	20	20	20	19	19500	5.3	1	2
2...	124	33	33	33	32	20000	5.2	1	2
3...	138	41	39	39	...	2	2	41	19000	5.1	2
4...	114	29	29	29	29	20000	5.1	2
5...	102	27	27	27	26	19000	5.1	1	1
6...	121	28	28	28	28	20000	5.3	2
7...	111	28	28	28	28	20000	5.1	1
8...	117	28	28	28	28	21000	5.1	2
9...	108	28	28	27	...	1	28	22000	5.1	2
10...	112	28	28	28	27	22000	5.5	1	3
11...	101	25	25	25	25	21000	5.2	4
12...	86	22	22	22	22	20000	5.7
13...	91	23	23	22	...	1	22	28000	5.9
14...	120	28	28	28	28	20000	5.3	3
15...	59	14	14	14	13	23000	5.4	1	3
16...	127	29	29	29	29	21000	5.2	4
17...	101	24	24	24	24	22000	5.5	1
19...	118	29	29	29	29	24000	5.7	3
20...	146	36	36	36	35	25000	5.6	1	3
21...	139	36	36	36	35	24000	5.5	1
22...	142	34	34	34	34	25000	5.6	2
23...	121	29	29	29	27	24000	5.5	2	2
24...	149	36	36	36	36	25000	5.7	2
25...	156	36	36	36	36	24000	5.7	2
26...	131	34	34	34	34	24000	5.5	2
27...	127	34	34	34	34	24000	5.6	1
28...	145	36	36	36	35	24000	5.7	1
29...	137	36	36	36	35	23000	5.9	1
30...	140	34	34	34	33	24000	5.8	1	2
31...	145	34	34	34	33	24000	5.8	1	3
32...	145	36	36	36	34	24000	5.9	2	2
33...	149	36	36	36	36	25000	5.9	3
34...	133	36	36	36	34	24000	5.6	2	1
35...	125	34	34	34	34	24000	5.6
36...	91	28	28	28	27	30000	6.3
37...	40	8	8	8	27	32000	6.0
3104...	4118	1321	1310	1296	14	10	10	885	18500	5.3	414	76	3.6	1	83
1...	152	46	46	46	44	23000	5.9	2	2
2...	98	25	25	25	25	25000	5.7	1
3...	22	7	7	7	7	25000	5.7
4...	36	10	10	10	10	19500	5.7
5...	157	46	46	46	46	19500	5.7
6...	184	49	49	49	49	19000	5.8	2
7...	145	45	45	44	...	1	49	19000	5.7
8...	18	6	6	6	45	19000	5.4	1

Table 2.—CHARACTERISTICS OF HOUSING UNITS, BY BLOCKS: 1960—Con.

["Total population" contains no persons in group quarters unless preceded by asterisk; one asterisk (*) denotes less than 10 percent; two asterisks (**), 10 percent or more]

Blocks within census tracts	Total population	All housing units by condition and plumbing								Occupied housing units								
		Sound			Deteriorating			Dilapidated	Owner occupied			Renter occupied			Occupied by non-white	1.01 or more persons per room		
		Total	With all plumbing facilities	Lacking some or all facilities	Total	With all plumbing facilities	Lacking some or all facilities		Total	Average value (dollars)	Average number of rooms	Total	Average contract rent (dollars)	Average number of rooms				
							With flush toilet										No flush toilet	
9...	134	35	35	35	33	19500	5.3	1	2
10...	86	24	24	24	23	19000	5.0	1	1
11...	55	21	21	21	13	18500	4.9	8	76	3.6	1
12...	88	23	23	23	22	19000	5.5	1	3
13...	102	26	26	26	24	19000	5.3	1	3
14...	94	16	16	16	16	18500	5.5	1
15...	108	29	29	29	27	20000	5.6	2	2
16...	62	15	15	15	14	19500	5.5	1	2
17...	52	11	11	11	10	18500	5.6	1	1
20...	33	12	12	12	7	...	5.4	5	81	3.8
21...	29	11	11	11	8	19500	5.8	3
22...	49	29	29	18	11	27	...	2.6	2
24...	60	21	21	21	4	16	69	3.6	4
25...	201	75	75	75	5	...	4.2	68	74	3.5	6
26...	350	131	131	131	5	...	4.4	120	72	3.4	17
27...	339	133	129	128	1	3	3	...	1	24	15000	4.0	105	71	3.3	1	15	1
28...	122	45	45	44	1	36	13500	4.7	5	83	4.6	1
29...	154	42	42	42	36	14500	5.1	6	88	3.7	4
30...	6	2
31...	110	39	39	39	34	15500	5.1	5	72	3.4
32...	90	31	31	31	23	15500	4.9	7	97	4.1	1
33...	53	20	20	20	10	19000	5.5	10	77	3.6	2
34...	66	18	18	18	17	16000	5.4	1	2
35...	57	18	17	17	...	1	1	16	16500	5.3	2
36...	35	12	12	12	12	15500	5.3
37...	71	24	24	24	23	16000	5.2	1
38...	92	31	31	31	29	15500	5.5	2
39...	13	5	5	5	5	16500	5.8
42...	90	30	30	30	29	18500	5.8	1
43...	17	4
44...	37	11	11	11	10	20000	5.9	1
45...	64	17	17	17	13	16500	5.5	4
46...	74	35	29	29	...	6	6	9	21000	5.3	25	76	3.4
47...	81	24	24	24	23	17000	5.4	2
48...	116	31	31	31	30	16000	5.5	1	2
49...	156	36	36	36	34	19000	5.6	2	4
3105...	*3363	1243	1172	1059	113	64	27	6	31	7	580	13000	3.9	616	71	3.2	7	194
2...	280	110	103	82	21	6	4	1	1	1	51	...	2.8	49	88	2.9	1	29
3...	309	139	109	78	31	30	5	4	21	...	79	...	2.6	59	45	2.5	...	27
5...	7	4
6...	14	5	5	5
8...	157	51	43	43	...	8	8	2	3	8
9...	144	62	61	61	...	1	1	17	12500	4.5	32	78	3.7	1	8	1
10...	56	19	19	19	18	11500	4.2	35	82	3.2	...	6	1
11...	24	8	8	8	13	12500	4.8	6	96	4.5	1
14...	5	4	7	13500	4.4	1	1
17...	14	4
18...	33	13	13	13	5	8500	4.2	8	72	4.1	1
19...	111	42	42	42	2	36	75	3.7	2	7	1
20...	37	14	14	14	8	13500	5.1	6	66	3.5	1
21...	49	20	19	19	...	1	1	8	14000	4.6	11	78	3.7	1
22...	84	28	27	27	...	1	1	18	13500	5.3	8	74	3.4	1
23...	70	22	21	21	...	1	1	20	13000	5.4	2	1
24...	80	29	29	29	16	12000	4.9	12	75	3.3	1	4	3
25...	148	46	46	46	41	13500	5.0	5	...	3.8	1	3	3
26...	152	42	41	41	...	1	1	38	14000	5.3	4	4
27...	208	63	63	63	32	15500	5.0	29	79	3.6	6
28...	318	111	108	108	3	20	14500	4.8	88	77	3.4	1	16	1
29...	238	89	87	87	...	2	2	31	12500	4.6	56	72	3.4	10
30...	*248	100	100	100	20	11500	4.4	79	72	3.0	12
31...	56	16	16	16	12	12000	4.8	4	3
32...	75	23	23	23	6	12500	4.5	14	85	3.9	6
37...	329	121	108	62	46	11	1	1	9	2	87	...	2.7	34	42	2.9	...	34
38...	1	1
42...	74	45	45	31	14	23	...	2.3	17	40	2.5	7
43...	42	12	10	10	...	2	2	3	9	57	2.8	4
3106...	*5499	1986	1922	1862	60	54	52	1	1	10	888	21000	5.4	996	81	3.5	3	156
1...	13	4
2...	278	122	121	121	...	1	1	36	15500	4.8	77	78	3.5	6
3...	116	42	42	42	34	14500	4.8	5	103	4.6	2
4...	105	36	36	36	30	14000	4.9	6	100	4.2	1
5...	208	80	80	71	9	16	15000	4.8	59	71	3.3	8
6...	94	25	25	25	23	16000	5.3	2	1
7...	67	17	17	17	16	15000	5.5	1
8...	40	15	15	15	6	...	3.8	9	73	3.2	1
11...	106	30	30	30	17	13500	4.7	13	80	3.9	5
12...	161	51	50	49	1	1	1	22	14000	4.7	29	72	3.9	1	8	1
13...	54	21	21	21	7	15000	5.0	13	74	3.3	1
14...	115	43	43	43	22	14000	5.0	19	75	3.9	1
15...	138	52	50	48	2	2	2	27	12500	5.1	22	71	3.5	5
16...	498	242	233	233	...	1	1	28	14000	5.1	182	92	3.5	11
18...	69	17	17	17	17	26000	6.2	1
19...	70	17	17	17	16	33000	6.4
20...	58	17	17	17	17	29000	6.3
21...	67	18	18	18	18	25000	5.9

City Block Characteristics

Table 2.—CHARACTERISTICS OF HOUSING UNITS, BY BLOCKS: 1960—Con.

["Total population" contains no persons in group quarters unless preceded by asterisk; one asterisk (*) denotes less than 10 percent; two asterisks (**), 10 percent or more]

Blocks within census tracts	Total population	All housing units by condition and plumbing								Occupied housing units								
		Sound				Deteriorating				Owner occupied			Renter occupied					
		Total	With all plumbing facilities	Lacking some or all facilities	Dilapidated	Total	With all plumbing facilities	Lacking some or all facilities	With flush toilet	No flush toilet	Total	Average value (dollars)	Average number of rooms	Total	Average contract (dollars)	Average number of rooms	Occupied by non-white	1.01 or more persons per room
22...	518	177	177	177	8	...	4.1	160	78	3.8	
23...	311	105	93	93	...	11	11	21	13000	4.6	79	85	3.4	...	27	
24...	27	10	10	10	1	9	80	2.6	...	18	
25...	70	23	23	23	12	12500	5.3	11	75	3.5	...	3	
26...	5	5	5	5	2	1	3	
31...	45	23	23	21	2	8	15000	5.6	13	69	1.5	...	3	
32...	60	15	13	13	...	2	2	12	13500	5.3	3	3	
33...	53	22	21	16	5	1	1	9	15000	5.2	12	64	2.3	...	3	
36...	51	16	16	16	16	25000	6.2	4	
37...	57	17	17	17	17	26000	6.1	
38...	72	18	18	18	18	25000	6.2	1	
39...	78	18	18	18	18	28000	6.6	
40...	51	14	14	14	14	37000	7.7	2	
41...	59	16	16	16	16	31000	6.6	
42...	57	16	16	16	16	29000	6.1	
43...	65	16	16	16	15	25000	6.1	
44...	64	16	16	16	16	26000	6.0	1	1	
45...	58	17	17	17	16	31000	6.1	1	
46...	38	13	13	13	13	31000	6.6	
47...	40	14	14	14	13	25000	6.2	1	
48...	112	52	52	52	52	86	3.4	...	4	
49...	31	12	12	12	11	77	4.3	...	1	
51...	104	38	37	36	1	1	14500	5.0	10	74	4.1	...	3	
52...	72	22	22	22	17	14000	5.2	5	...	4.4	...	2	
54...	233	137	108	68	40	29	27	1	1	69	...	2.3	53	71	2.5	...	18	
56...	115	42	42	42	5	...	4.6	37	97	4.0	...	3	
57...	66	17	16	16	...	1	1	14	23000	6.4	3	
58...	48	14	14	14	13	27000	6.9	
59...	*57	17	17	17	16	28000	6.6	1	
60...	41	11	11	11	11	24000	6.0	1	
61...	12	4	
62...	143	58	55	55	...	3	3	
64...	30	14	13	13	...	1	1	13	15500	4.2	41	82	3.9	...	6	
66...	61	20	20	20	3	10	68	3.2	
67...	*56	16	16	16	13	26000	6.0	7	83	3.1	
68...	58	13	13	13	16	27000	6.8	
69...	35	9	9	9	11	27000	6.9	2	
70...	**55	15	15	15	7	27000	5.9	2	
71...	64	23	23	23	15	31000	6.3	
72...	70	32	31	31	...	1	1	14	23000	6.9	6	80	3.8	
3107...	*7081	3417	3206	2981	226	172	122	50	...	39	683	16500	4.7	2483	69	3.2	17	217
1...	80	36	36	35	1	13	28000	5.9	21	82	3.6	...	1	
2...	137	50	50	49	1	15	16500	4.8	35	72	4.0	1	4	
3...	70	35	35	35	6	...	5.2	28	68	3.6	
4...	60	22	22	22	8	...	4.9	13	76	3.8	...	2	
6...	*85	8	8	8	8	40	3.3	
8...	68	51	26	17	9	5	2	3	...	21	12000	3.3	17	48	2.2	2	4	
9...	20	11	11	11	1	7	75	3.7	
11...	60	32	28	28	...	4	4	1	27	61	2.6	...	6	
12...	58	37	33	33	...	4	4	2	31	64	2.9	...	2	
13...	38	10	10	10	1	9	98	3.7	...	5	
14...	77	44	42	42	...	1	1	3	32	70	3.3	
15...	81	52	52	52	7	...	4.4	35	70	3.1	
16...	29	20	20	20	6	...	4.7	12	64	3.0	
17...	196	100	98	96	2	2	2	21	14000	4.7	76	76	3.5	...	4	
18...	165	83	79	79	...	4	4	24	13000	4.8	58	63	3.3	...	5	
19...	103	46	39	39	...	7	6	1	...	13	12500	5.2	31	74	3.4	...	1	
20...	73	39	39	39	11	18500	5.1	27	70	3.5	...	1	
21...	50	27	26	21	5	5	...	4.2	20	57	3.1	...	1	
23...	38	19	19	19	17	61	3.2	1	2	
24...	6	4	
26...	2	1	
27...	10	13	13	10	47	1.5	
28...	*51	3	
29...	89	61	61	54	7	
30...	59	23	23	23	2	1	
31...	149	73	68	68	...	5	5	12	14500	5.3	58	60	2.7	1	2	
32...	**77	20	20	20	9	...	5.6	11	63	4.4	...	4	
33...	26	13	13	13	6	...	5.0	14	63	4.1	...	2	
34...	53	36	36	1	13	75	3.3	
35...	11	11	11	11	34	68	2.5	...	1	
36...	3	8	4	4	1	8	59	2.1	
37...	29	27	27	4	3	
39...	2	1	...	25	2	
40...	54	74	51	26	38	1.1	
41...	14	13	...	11	40	23	5	18	
42...	57	33	30	13	1	12	...	1	42	48	1.9	1	...	
43...	28	16	16	3	1	2	...	5	...	5.8	12	69	1.2	...	1	
44...	69	30	28	2	28	67	2.8	...	2	
45...	97	43	42	2	2	10	16000	5.6	17	55	4.5	...	1	
46...	99	46	40	6	6	4	33	64	4.0	...	1	
47...	44	14	9	2	2	8	...	5.4	28	68	3.9	...	6	
48...	22	20	20	2	12	75	5.7	...	2	
49...	63	56	54	3	15	55	2.9	1	...	
50...	43	31	31	1	1	2	39	53	1.7	...	4	
51...	18	11	11	31	63	2.0	

Table 2.—CHARACTERISTICS OF HOUSING UNITS, BY BLOCKS: 1960—Con.

["Total population" contains no persons in group quarters unless preceded by asterisk; one asterisk (*) denotes less than 10 percent; two asterisks (**), 10 percent or more]

Blocks within census tracts	Total population	All housing units by condition and plumbing									Occupied housing units								
		Total	Sound			Total	Deteriorating			Dilapidated	Owner occupied			Renter occupied			Occupied by non-white	1.01 or more persons per room	
			Total	With all plumbing facilities	Lacking some or all facilities		Total	With all plumbing facilities	Lacking some or all facilities		Total	Average value (dollars)	Average number of rooms	Total	Average contract rent (dollars)	Average number of rooms			
									With flush toilet										No flush toilet
52...	9	7	7	3	4	1	5	52	2.6		
53...	93	79	77	46	31	2	2	5	...	3.8	59	61	1.8	...	3		
54...	96	45	41	41	...	4	4	6	...	5.2	37	69	3.1	...	3		
55...	92	38	37	36	1	1	1	12	17500	5.2	23	62	3.5	...	2		
56...	111	48	44	44	44	...	4	19	15500	4.8	26	74	3.4	...	2		
57...	247	92	80	80	...	12	12	16	15500	4.8	74	83	3.7	2	15		
58...	115	40	39	39	12	13500	4.7	27	70	3.8	...	5		
59...	128	57	53	53	...	3	3	10	19000	4.5	44	65	3.3	...	3		
61...	89	45	45	45	8	...	4.6	35	78	3.5		
62...	94	51	48	48	...	3	1	2	...	11	...	3.7	38	73	3.1	...	5		
63...	92	59	57	57	...	2	2	3	54	67	2.7	...	2		
64...	65	36	29	29	...	5	5	5	...	4.2	29	73	3.4	1	1		
65...	114	47	31	31	...	8	6	2	...	12	13500	5.0	33	47	2.8	2	9		
66...	23	7	2	2	...	4	4	2	5	...	3.4	...	3		
67...	9	2		
68...	19	6	...	6	54	3.8	...	1		
69...	3	1		
71...	37	12	12	12	5	13500	5.0	7	69	4.0	...	1		
72...	82	44	38	36	2	6	6	37	68	2.9	...	8		
73...	275	133	133	131	2	11	20000	4.7	117	75	3.1	1	9		
74...	*262	116	116	116	9	...	3.7	96	78	3.5	...	10		
75...	260	148	144	122	22	4	...	4	...	11	14500	4.3	129	67	2.9	...	7		
76...	183	71	71	71	10	...	4.1	60	74	3.8	1	4		
77...	85	32	24	24	...	8	7	...	4.4	24	77	3.7	...	4		
78...	200	97	93	93	...	4	4	22	13500	4.9	68	68	3.4	...	5		
79...	95	46	45	44	1	1	1	15	12500	4.6	31	65	3.6	...	1		
80...	109	53	53	53	12	14000	4.7	39	66	3.4	...	1		
81...	103	37	36	36	...	1	1	10	21000	5.4	27	81	3.6	...	4		
82...	288	142	138	133	5	3	1	2	...	32	13000	4.3	98	89	3.3	1	4		
83...	97	36	36	36	35	19000	5.7	1	1		
84...	101	38	38	36	2	35	20000	5.7	3		
85...	54	19	19	19	16	21000	6.4	3		
86...	149	50	50	50	15	20000	5.1	34	77	3.6	...	9		
87...	216	107	106	105	1	1	1	17	12000	4.5	87	63	2.9	1	10		
88...	169	72	72	72	8	...	4.0	63	69	3.6	...	7		
89...	87	46	42	34	8	4	4	38	...	2.5	7	60	3.7	...	3		
91...	7	4		
92...	35	15	15	15	6	11000	4.2	9	71	3.3	...	3		
93...	46	12	12	10	2	8	14000	4.3	4	1	3		
94...	67	20	18	18	...	2	2	5	16500	4.4	14	69	3.6	...	6		
95...	12	4		
3108...	*5582	2083	1929	1808	121	141	105	36	...	13	1380	16000	4.8	655	81	3.4	7	138	
1...	6	4	
3...	321	162	139	60	79	23	5	18	...	139	14000	2.2	21	58	2.3	1	35		
4...	137	65	58	48	10	7	4	3	...	50	...	2.3	15	78	3.4	1	10		
5...	250	84	53	31	22	30	15	15	...	60	15000	3.0	23	70	3.6	...	28		
7...	*26	2	
8...	61	26	20	20	...	6	6	13	...	4.4	11	76	4.0	...	1		
9...	30	11	10	10	...	1	1	6	...	4.5	4	2		
11...	171	76	67	67	...	9	9	22	17000	4.5	53	62	3.4	...	1		
12...	171	69	58	58	...	10	10	35	12500	4.9	33	68	3.5	...	3		
13...	214	76	49	48	1	17	17	10	13000	4.8	41	70	3.9	...	8		
14...	51	18	15	15	...	3	3	16	16000	5.1	2		
15...	65	20	19	19	...	1	1	18	14500	5.4	2		
16...	57	18	16	16	...	2	2	16	17000	5.0		
17...	34	12	12	12	9	15500	4.8	3	1	...		
18...	20	8	5	5	...	3	3	2	5	...	3.4	...	1		
21...	1	1	
22...	95	36	36	36	20	18000	5.0	14	74	3.8	...	1		
23...	170	73	71	65	6	2	2	40	16500	5.3	31	59	1.8	1	4		
24...	154	46	46	46	42	16000	5.7	4	3		
25...	136	46	46	46	43	18500	5.6	3		
26...	134	43	43	43	40	18000	6.0	3		
27...	157	50	47	47	3	3	3	44	18000	5.6	4	1		
28...	160	51	51	49	2	42	17000	5.6	7	67	3.1	...	1		
29...	139	43	42	42	...	1	1	36	14000	5.1	5	1	2		
30...	135	46	45	45	...	1	1	40	13000	4.6	6	83	4.5	1	3		
31...	157	57	55	55	...	2	2	40	14500	5.2	13	90	4.6	...	2		
32...	171	55	53	53	...	2	2	45	17000	5.4	10	88	3.7	...	4		
33...	133	43	41	41	...	2	2	39	17000	5.8	4	1		
34...	135	46	46	46	42	17000	5.5	3	1		
35...	141	44	44	44	41	17000	5.4	3		
36...	130	42	41	40	1	1	1	38	17500	5.9	4		
37...	201	56	54	54	...	2	2	51	15500	5.3	5	89	5.2	...	3		
38...	141	46	46	46	44	17000	5.5	2	1		
39...	152	51	50	50	...	1	1	49	16500	5.6	2	1		
41...	99	37	37	37	34	17000	5.4	2		
42...	127	46	45	45	40	16000	5.5	5	93	4.6		
43...	113	38	37	37	...	1	1	30	17500	5.3	7	94	4.3	...	2		
44...	168	66	65	65	...	1	1	34	13500	4.9	32	80	3.3	...	4		
45...	153	53	53	53	35	16000	5.7	18	80	3.6	...	1		
46...	58	35	34	34	...	1	1	8	...	4.5	26	68	2.8		
47...	36	20	20	20	3	16	70	2.8		
48...	205	87	85	85	...	1	1	12	23000	5.1	71	83	3.3	1	6		
49...	157	84	83	83	...	1	1	12	16000	4.5	65	112	3.0	...	1		

Table 2.—CHARACTERISTICS OF HOUSING UNITS, BY BLOCKS: 1960—Con.

["Total population" contains no persons in group quarters unless preceded by asterisk; one asterisk (*) denotes less than 10 percent; two asterisks (**), 10 percent or more]

Blocks within census tracts	Total population	All housing units by condition and plumbing									Occupied housing units							
		Sound				Deteriorating				Dilapidated	Owner occupied			Renter occupied			Occupied by non-white	1.01 or more persons per room
		Total	With all plumbing facilities	Lacking some or all facilities	Total	With all plumbing facilities	Lacking some or all facilities	With flush toilet	No flush toilet		Total	Average value (dollars)	Average number of rooms	Total	Average contract rent (dollars)	Average number of rooms		
50...	164	76	74	74	...	2	2	11	21000	4.5	61	84	3.5	...	4
51...	46	15	14	14	...	1	1	5	13500	5.0	9	70	3.4	...	2
3109...	7384	2462	2369	2369	1	88	85	3	...	5	1796	15000	5.2	604	78	3.7	9	144
2...	56	15	14	14	...	1	1	12	14500	5.1	3	2
3...	64	19	18	18	...	1	1	17	12000	5.2	2	1
4...	80	24	23	23	...	1	1	24	14500	5.3
5...	44	14	14	14	12	14500	5.3	2	1
6...	60	21	18	18	...	3	1	2	11	17500	5.5	9	67	3.3	...	2
8...	95	24	23	23	...	1	1	23	16500	5.4	1	3
9...	76	24	23	23	...	3	3	1	22	14000	4.9	1	1	1
10...	95	31	31	31	20	14500	5.2	11	85	3.5	...	3
11...	119	33	32	32	...	1	1	18	14000	5.0	14	79	3.9	...	6
12...	83	23	21	21	...	2	2	17	14500	4.9	6	87	5.2	...	2
13...	82	28	17	17	...	11	11	17	14000	5.1	11	71	3.5	...	2
14...	88	29	28	28	...	1	1	17	13500	4.8	12	73	3.4	...	3
15...	104	36	36	36	18	12500	4.9	17	78	4.1	...	1
16...	23	8	4	4	...	2	2	2	5	11000	4.6	1	1	1
17...	83	27	18	18	...	9	9	18	13000	5.1	9	76	3.7	1	3
18...	107	38	35	35	...	3	3	16	14500	4.9	21	76	3.8	...	1
19...	86	29	27	27	...	2	2	16	15500	5.5	10	78	3.8	...	1
20...	85	24	19	19	...	5	5	23	14000	5.1	1	1	1
21...	86	22	20	20	...	2	2	21	12500	4.6	1	1	5
22...	84	29	27	27	...	2	2	18	14000	5.0	9	75	3.8	...	2
23...	99	37	37	37	21	13000	4.5	14	74	3.4	...	1
24...	53	19	17	17	...	2	2	13	12500	4.5	4	5
25...	148	46	46	46	33	15000	4.9	13	75	3.8	...	5
26...	163	52	52	52	26	13000	4.7	25	77	3.6	1	5
28...	72	27	26	26	...	1	1	5	...	4.2	21	70	3.8
30...	109	38	38	38	17	16000	5.1	18	70	3.4	...	3
31...	97	34	34	34	29	15500	5.2	5	1
32...	139	51	51	51	28	15000	5.2	22	75	3.5	...	4
33...	149	52	48	48	...	4	4	35	16000	5.0	16	84	3.6	...	2
34...	119	45	38	38	...	7	7	34	17500	5.4	9	70	3.3	...	2
35...	142	46	46	46	37	17000	5.6	8	78	4.0	...	2
36...	187	59	59	59	41	17000	5.4	17	85	4.1	1	4
37...	217	78	77	77	...	1	1	55	15500	5.2	18	81	3.4	...	3
38...	62	18	18	18	17	15500	5.3	1	1
39...	113	33	33	33	9	17500	5.9	21	75	4.0	...	6
40...	79	25	25	25	22	15000	5.2	3
41...	79	25	25	25	20	15000	5.5	5	90	4.6	...	1
42...	66	22	22	22	14	16000	5.4	8	73	3.4	...	2
43...	118	50	50	50	12	15500	5.3	37	67	3.1	...	3
44...	134	44	37	37	...	7	7	40	14000	5.1	4	4
45...	138	47	44	44	...	3	3	38	13500	5.3	9	83	4.0	...	1
46...	92	38	38	38	26	15000	5.5	9	74	2.6	...	2
47...	55	16	16	16	14	14000	5.1	2
48...	133	41	41	41	38	15000	5.4	3	1
49...	121	41	41	41	34	14000	5.2	5	4
50...	148	48	48	48	42	14000	5.1	6	74	3.2	...	3
51...	130	44	44	44	42	14000	5.4	2	1
52...	140	42	42	42	35	15000	5.4	7	97	4.4	...	1
53...	142	48	48	48	43	14500	5.2	5	81	3.0
54...	119	41	41	41	35	14500	5.5	6	92	4.7
55...	123	42	42	42	35	14000	4.8	6	92	3.8	...	1
56...	169	52	52	52	41	14000	5.0	11	89	4.1	...	4
57...	145	53	52	52	...	1	47	15500	4.7	4	2
58...	146	50	50	50	42	17000	5.2	6	108	4.8	...	2
59...	111	44	44	44	41	17500	5.5	3	1
60...	142	45	45	45	42	16000	5.5	3	1
61...	147	51	51	51	43	15000	5.1	8	80	3.6	...	2
62...	132	45	45	45	37	15000	5.2	7	87	4.4	...	3
63...	129	48	48	48	41	15000	5.0	5	59	3.2	1	4
64...	142	43	41	41	...	2	2	40	15000	5.3	3	1
65...	152	48	47	47	...	1	1	39	15000	5.1	9	104	4.8	...	2
66...	166	46	45	44	1	1	1	41	15500	5.5	3	3
67...	135	46	42	42	...	4	4	39	16000	5.4	6	90	4.2	...	1
68...	153	63	58	58	...	4	4	41	15000	5.4	16	77	3.0	1	3
71...	141	52	52	52	12	14500	4.8	37	70	3.4	...	7
72...	88	29	28	28	1	15	15000	5.2	13	77	3.5	...	3
3110...	4327	1494	1480	1471	9	14	13	1	1067	15500	5.0	400	79	3.5	2	80
1...	54	19	17	17	...	2	2	16	13000	4.8	3	1
2...	79	23	23	23	20	15000	5.4	3	2
3...	76	23	23	23	23	15000	5.7
4...	92	26	26	26	25	14500	6.0	1
5...	94	29	27	26	1	2	2	27	15000	5.6	2	4
6...	218	63	63	63	16	18500	5.3	47	87	4.1	...	8
8...	245	140	134	132	2	6	5	1	131	...	2.5	9	46	2.3	...	1
11...	77	24	23	23	...	1	1	23	15000	5.1	1	1
12...	75	31	31	26	5	23	15500	5.0	7	68	2.6	...	1
13...	105	40	40	40	19	16500	5.2	19	82	3.6
14...	86	24	24	24	24	17000	5.7	2
15...	83	23	23	23	23	17000	5.6	1
16...	75	38	38	38	19	16000	5.3	17	68	3.1	1	2
17...	105	43	43	43	19	15000	5.4	24	75	3.2	...	2

City Block Characteristics

Table 2.—CHARACTERISTICS OF HOUSING UNITS, BY BLOCKS: 1960—Con.

["Total population" contains no persons in group quarters unless preceded by asterisk: one asterisk (*) denotes less than 10 percent; two asterisks (**), 10 percent or more]

Table with columns for Blocks within census tracts, Total population, and housing unit characteristics categorized by condition and plumbing (Sound, Deteriorating, Dilapidated) and occupancy (Owner occupied, Renter occupied). Includes metrics like Average value (dollars), Average number of rooms, and Occupied by non-white.

Table 2.—CHARACTERISTICS OF HOUSING UNITS, BY BLOCKS: 1960—Con.

[“Total population” contains no persons in group quarters unless preceded by asterisk; one asterisk (*) denotes less than 10 percent; two asterisks (**), 10 percent or more]

Blocks within census tracts	Total population	All housing units by condition and plumbing								Occupied housing units								
		Total	Sound		Deteriorating			Dilapidated	Owner occupied			Renter occupied			Occupied by non-white	1.01 or more persons per room		
			Total	With all plumbing facilities	Lacking some or all facilities	Total	With all plumbing facilities		Lacking some or all facilities		Total	Average value (dollars)	Average number of rooms	Total			Average contract rent (dollars)	Average number of rooms
									With flush toilet	No flush toilet								
19... 234	83	83	83	37	18500	4.4	44	80	4.0	1	3		
20... 171	56	56	56	35	16500	4.7	20	82	4.3	...	2		
21... 214	71	70	70	1	1	...	43	20000	5.6	23	107	3.3	...	4		
22... 171	48	48	48	41	19000	5.2	7	90	5.1	...	1		
23... 172	55	55	55	44	19500	5.3	10	88	3.2	...	3		
24... 167	56	55	55	1	1	...	41	18000	5.6	13	94	3.8	1	3		
25... 176	66	64	64	2	2	...	43	15000	5.4	23	99	3.6	...	2		
26... 131	50	38	38	12	12	...	48	14500	5.1	1	2		
27... 237	90	59	59	30	30	...	26	15000	4.9	57	70	3.2	6	15		
28... 265	107	99	99	8	8	...	36	17000	4.6	68	75	3.4	1	13		
29... 160	56	54	54	2	2	...	54	14500	5.2	2		
30... 170	62	60	60	2	48	14000	4.9	12	90	4.1	...	4		
31... 159	57	56	56	1	1	...	47	13500	5.2	9	78	4.1	...	3		
32... 158	56	56	56	44	16000	4.9	10	79	3.4	...	1		
33... 90	25	25	25	23	17000	5.5	2	1		
34... 25	8	8	8	8	17500	5.4		
35... 199	50	49	49	1	1	...	46	15000	5.3	4	7		
36... 227	75	75	75	39	17500	5.2	36	90	4.4	...	1		
316... #6359	2867	2821	2795	26	41	38	2	1	5	986	20000	5.3	1715	84	3.4	10	94	
1... 4	2	
3... 94	47	45	45	1	1	...	19	16000	5.3	25	89	3.5		
4... 71	33	33	32	1	12	20000	5.3	18	91	3.4	...	1		
6... 64	18	16	16	...	2	2	4	14	94	3.6	...	5		
7... 58	47	46	46	...	1	1	11	17500	4.5	28	94	2.0		
8... 23	12	10	10	...	1	1	8	13000	4.6	3	1		
9... 88	32	31	31	1	22	14000	4.9	10	88	3.8	...	2		
10... 95	38	38	38	26	15000	5.3	11	68	4.0	...	1		
11... 116	36	36	36	29	14500	5.1	6	110	5.0	...	4		
12... 61	20	19	19	1	20	16500	5.4		
13... 161	62	57	57	...	5	5	51	16000	5.1	10	107	4.4		
14... 174	76	74	73	1	1	1	45	17500	5.3	26	74	3.3	...	2		
15... 179	65	65	65	44	17000	5.4	21	90	3.8		
16... 234	83	83	83	39	17000	5.4	43	81	3.2	...	5		
17... 339	140	140	140	24	16500	4.8	110	88	3.6	1	7		
18... 122	72	72	72	18	15000	4.2	48	94	2.9	...	1		
19... 104	49	49	48	1	14	14000	4.1	30	87	3.6	...	5		
20... 148	67	67	67	6	...	3.7	55	83	3.3	...	7		
21... 104	38	38	38	16	15500	4.8	22	90	4.0	...	2		
22... 99	42	42	42	9	...	4.4	32	86	3.6	...	1		
23... 162	74	74	74	8	...	4.9	58	82	3.7	...	2		
24... 117	56	56	56	7	...	4.7	45	76	3.5	...	2		
25... 112	66	64	47	17	2	2	9	...	4.0	48	56	2.6	...	5		
26... 41	16	16	16	15	19000	5.3	1	1	...		
27... 66	24	24	24	23	18000	5.5	1	1		
28... 99	33	33	33	32	18000	5.4	1	1		
29... 197	70	70	70	47	21000	5.5	23	122	5.4	...	1		
30... 65	23	23	23	19	30000	7.1	3		
31... 68	24	24	24	19	25000	6.1	5	94	5.6		
32... 72	25	25	25	23	28000	6.4	2		
33... 91	34	34	34	28	27000	5.9	5	86	3.4		
34... 178	103	103	103	24	25000	4.8	73	99	2.8		
35... 67	35	35	35	16	26000	5.4	19	81	3.3		
36... 37	16	16	16	15	21000	5.9	1		
37... 25	14	14	14	6	23000	5.3	5	84	3.4		
39... 4	3		
40... 213	128	127	127	10	...	4.1	112	79	3.4	1	...		
41... 174	78	78	78	6	...	3.8	63	78	3.9	1	5		
42... 52	26	26	26	4	22	86	3.8		
43... 97	41	40	40	...	1	1	8	...	3.0	32	70	3.3	...	6		
44... 84	28	28	28	6	...	5.3	22	82	3.8	...	2		
46... 19	14	14	14	3	11	73	2.2		
47... 28	20	18	18	...	2	2	18	68	3.3		
48... 36	19	19	19	18	74	3.2		
50... 114	48	48	48	1	43	78	3.4	1	3		
51... 135	100	100	100	7	...	4.6	63	69	2.7	...	1		
53... 94	49	46	43	3	3	3	1	43	78	3.1	...	1		
54... 65	26	21	19	2	5	5	5	...	3.6	19	77	2.9	...	4		
55... 82	39	36	36	...	3	3	2	33	69	3.7	...	4		
57... 81	37	36	36	...	1	1	9	25000	5.2	27	96	3.5	...	2		
62... *18	5	5	5	5	...	2.0		
64... 95	45	42	42	...	3	3	8	...	4.3	31	84	3.9	...	1		
65... 46	19	19	19	13	23000	5.8	6	83	3.5		
66... 120	54	54	54	30	22000	5.3	24	83	3.3	...	1		
67... 74	36	36	36	5	...	4.0	26	87	3.7	...	2		
68... 64	29	29	29	27	74	3.5	...	1		
69... 183	76	76	76	49	21000	5.8	24	77	3.5	1	1		
72... 198	92	91	91	...	1	7	...	4.4	85	91	3.8	2	1		
73... 104	37	35	35	...	2	...	1	...	10	18500	4.6	27	80	4.4	...	1		
74... 30	21	21	21	6	18500	5.5	15	111	3.0		
75... 38	24	24	24	3	16	109	4.1	...	1		
79... 92	53	47	47	...	6	6	6	...	3.7	42	79	3.2	1	1		
80... 14	26	26	26	11	94	2.4		
83... 61	30	30	30	12	28000	5.1	18	83	3.3		
84... 90	30	30	30	27	37000	6.9	3		
85... 119	42	42	41	1	36	30000	7.0	6	137	4.8		

Table 2.—CHARACTERISTICS OF HOUSING UNITS, BY BLOCKS: 1960—Con.

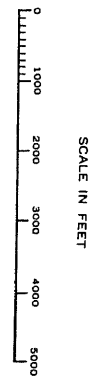
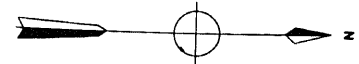
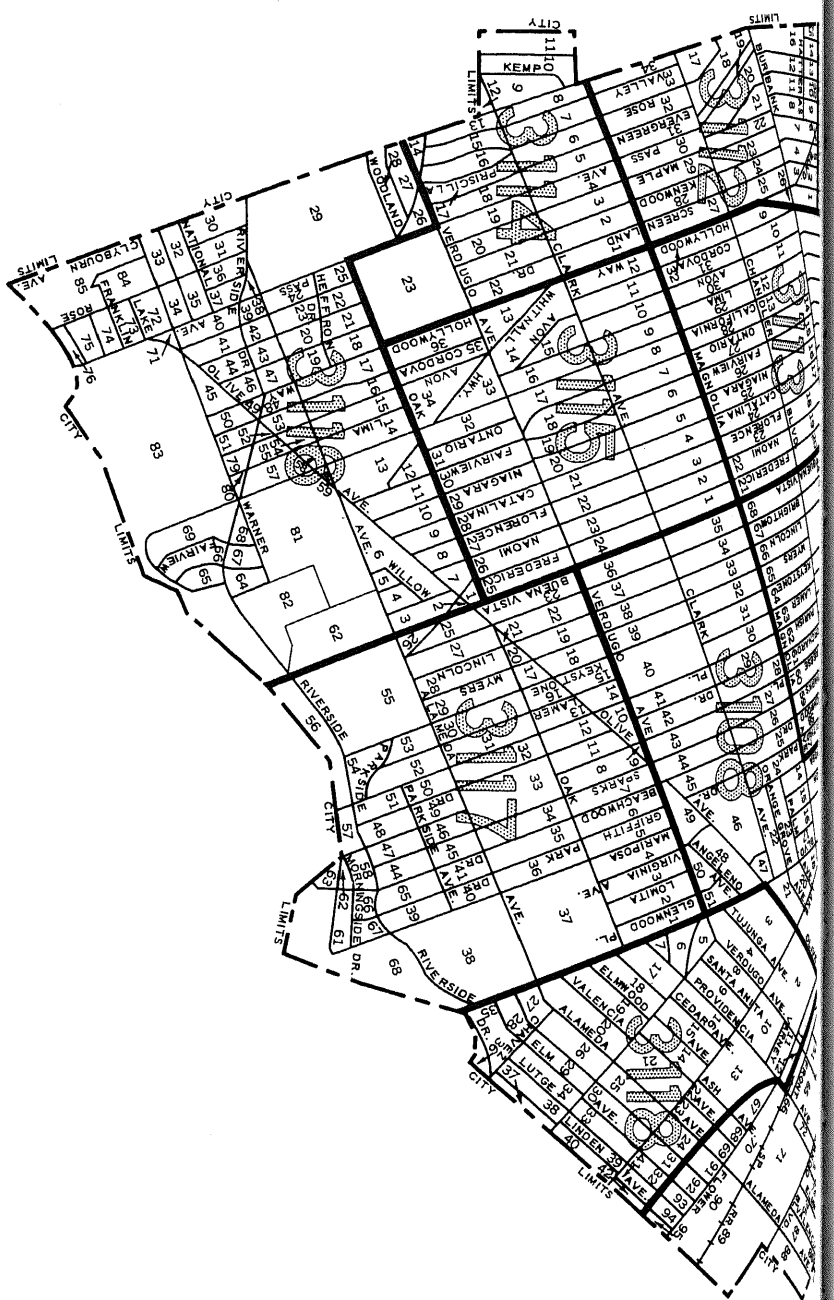
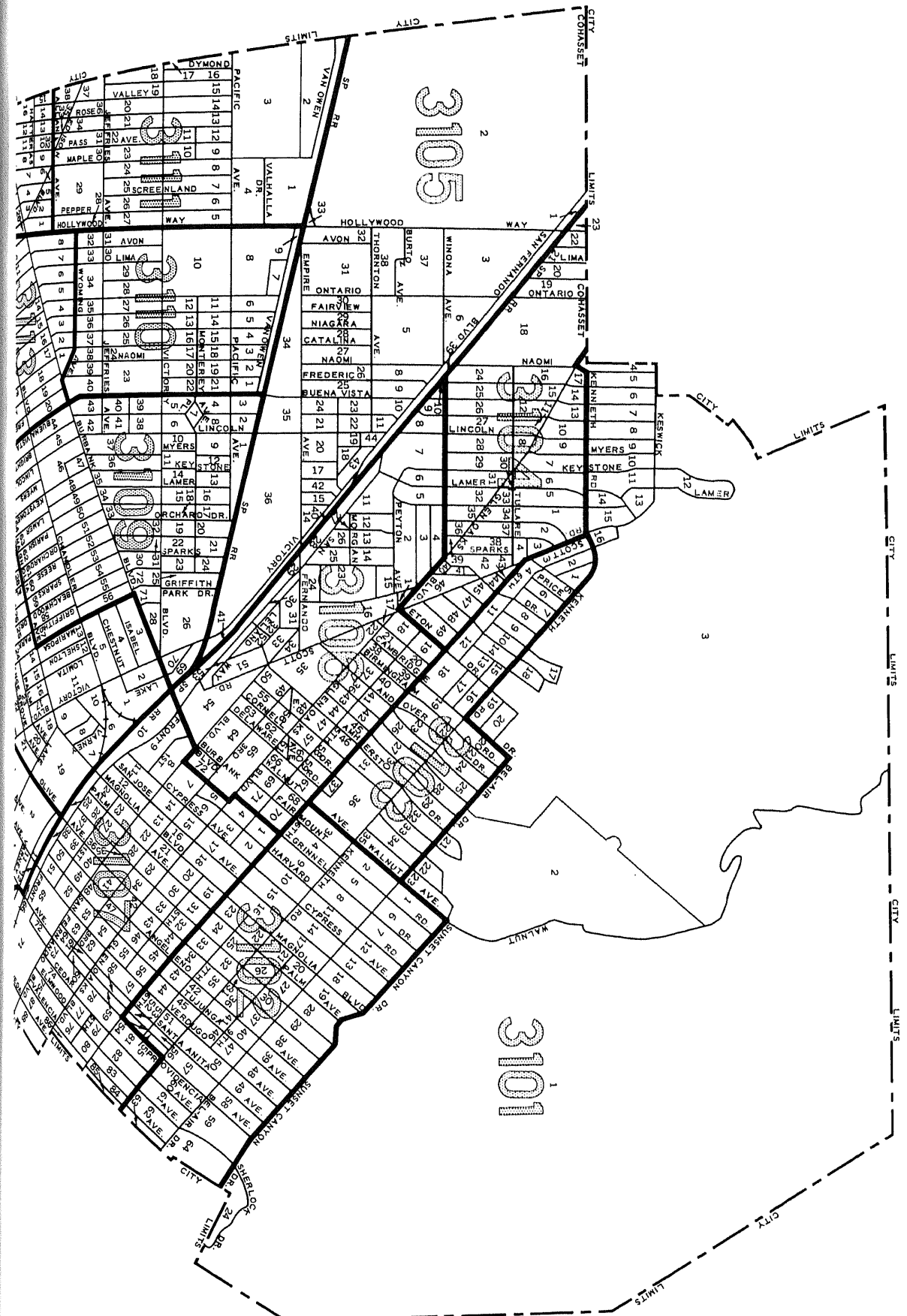
["Total population" contains no persons in group quarters unless preceded by asterisk; one asterisk (*) denotes less than 10 percent; two asterisks (**), 10 percent or more]

Blocks within census tracts	Total population	All housing units by condition and plumbing									Occupied housing units							
		Total	Sound			Deteriorating			Dilapidated	Owner occupied			Renter occupied			Occupied by non-white	1.01 or more persons per room	
			Total	With all plumbing facilities	Lacking some or all facilities	Total	With all plumbing facilities	Lacking some or all facilities		Total	Average value (dollars)	Average number of rooms	Total	Average contract rent (dollars)	Average number of rooms			
							With flush toilet	No flush toilet										
3117....	*6135	2289	2218	2201	17	71	67	4	1538	20000	5.5	688	87	3.5	8	90
1....	194	59	59	59	26	17500	5.4	33	81	4.2	1	5
2....	194	54	53	53	...	1	1	50	15500	5.4	3	3
3....	163	46	46	46	43	16500	5.7	1
4....	177	54	54	54	46	15500	6.0	8	82	4.6	1	2
5....	157	55	54	54	...	1	1	44	16500	5.5	11	96	4.6	...	2
6....	54	22	22	21	1	19	17500	5.3	2	1
7....	104	37	37	37	33	19500	5.8	4	1
8....	233	79	79	79	76	18500	5.6	3
11....	114	32	32	32	24	20000	5.4	8	88	4.6	...	4
12....	95	32	32	32	25	16500	5.2	7	66	3.1	...	1
13....	96	33	33	33	19	15000	5.3	14	78	3.7	...	3
14....	156	81	81	81	11	...	4.4	65	90	4.2
15....	139	82	81	81	...	1	1	18	14000	4.5	60	84	2.4
16....	49	20	17	17	...	3	3	11	14000	5.0	8	70	5.0	...	2
17....	4	1
18....	*120	44	36	35	1	8	8	23	15000	5.0	19	80	3.9
19....	155	65	51	51	...	14	14	32	14000	4.8	29	72	3.0	...	4
20....	27	12	6	6	...	6	6	4	8	49	3.0	1	4
22....	176	76	60	60	...	16	14	2	37	14000	5.2	34	82	3.1	...	2
23....	71	32	32	32	9	16000	5.6	21	94	2.8	...	2
25....	106	52	49	48	1	3	3	15	17500	5.3	33	108	3.2	...	2
26....	55	35	34	34	...	1	1	1	28	89	3.3	...	2
27....	154	49	48	48	...	1	1	39	17500	5.4	10	79	3.3	...	2
28....	159	45	44	44	...	1	1	37	17500	5.6	7	84	4.3	...	4
29....	122	44	44	44	37	16500	5.2	6	66	4.3
30....	129	49	49	49	44	16000	5.3	4	2
31....	150	56	56	56	41	18000	5.6	15	73	3.7
32....	158	53	53	53	46	17000	5.2	6	71	3.5	...	2
33....	198	75	72	72	...	3	3	64	21000	5.4	11	77	3.6	...	1
34....	195	66	66	66	46	19000	5.6	16	85	4.1	...	3
35....	172	86	86	86	46	21000	5.7	36	82	2.0	...	1
36....	175	60	60	60	41	20000	5.7	16	92	4.2
37....	340	123	114	105	9	9	8	1	72	16500	3.7	46	114	3.6	2	24
38....	106	44	44	41	3	21	26000	5.0	23	105	3.4	...	3
39....	88	29	29	29	...	1	1	20	19500	5.6	1	1
40....	85	34	33	33	28	27000	5.9	12	70	3.3
41....	76	31	31	31	24	21000	5.6	7	78	3.1
44....	82	27	27	27	25	25000	6.0	1
45....	94	38	38	38	22	20000	5.0	16	76	3.6	...	1
46....	76	33	33	33	22	20000	5.6	10	89	3.8	...	1
47....	70	28	28	28	26	24000	6.1	1
48....	61	21	21	21	21	25000	6.1
49....	73	27	27	27	18	24000	6.1	9	75	3.6
50....	82	35	35	35	14	27000	6.2	21	82	3.7
51....	78	26	26	26	25	31000	6.4
52....	91	32	32	32	32	27000	5.8
53....	65	23	23	23	22	25000	5.8	1
54....	81	27	27	27	26	27000	6.2	1	1
56....	32	9	9	9	8	31000	6.0	1
57....	24	10	10	10	10	38000	6.0
58....	41	15	15	15	14	32000	6.6	1
61....	70	23	23	23	23	31000	6.3
62....	22	8	8	8	8	36000	6.3
63....	47	18	18	18
65....	41	18	18	18	18	25000	6.0
66....	31	12	12	12	12	27000	6.2
67....	17	8	8	8	7	29000	6.0	1	1
68....	41	15	13	11	2	2	1	1	9	34000	5.7	6	...	2.8
3118....	*4639	1738	1638	1625	13	75	69	5	1	25	730	16500	4.8	943	80	3.5	11	140
3....	125	35	35	35	...	4	4	12	15000	5.3	23	151	4.1	1	5
4....	192	78	74	74	...	1	28	14000	4.6	46	79	3.5	...	8
5....	24	11	10	10	2	9	69	3.0	...	1
6....	60	20	20	20	8	15500	5.1	12	84	3.4	2	2
7....	46	14	14	14	7	16000	4.6	7	89	4.6	...	2
8....	97	36	36	36	26	13000	5.2	9	64	3.8	...	1
9....	319	127	124	123	1	3	3	36	15000	4.6	85	90	3.2	3	21
10....	213	92	82	72	10	9	9	46	20000	3.3	43	56	3.0	1	10
11....	113	45	4	4	...	25	20	5	9	...	3.6	29	44	3.3	1	6
13....	510	186	176	175	1	10	10	53	18500	3.7	125	85	3.8	...	17
14....	108	36	34	34	...	2	2	30	13000	5.2	6	68	3.5	...	3
15....	139	37	35	35	...	2	2	26	14000	5.3	11	82	4.4	1	6
16....	108	38	37	37	...	1	1	28	14500	5.2	10	84	3.3	...	3
17....	128	55	54	54	33	15500	4.9	20	72	3.7
18....	136	48	48	48	34	14500	5.2	14	73	3.1	...	1
19....	74	25	25	25	11	14500	4.8	13	93	4.1	...	3
20....	215	101	97	97	...	4	4	39	16500	5.4	57	69	3.3	...	3
21....	271	122	116	115	1	4	4	29	12000	4.6	89	74	3.3	...	3
22....	50	22	16	16	...	5	5	5	...	4.4	17	60	3.1</

Table 2.—CHARACTERISTICS OF HOUSING UNITS, BY BLOCKS: 1960—Con.

["Total population" contains no persons in group quarters unless preceded by asterisk (*) one asterisk (*) denotes less than 10 percent, two asterisks (**), 10 percent or more]

Blocks within census tracts	Total population	All housing units by condition and plumbing								Occupied housing units							
		Sound				Deteriorating				Owner occupied			Renter occupied			Occupied by non-white	1.01 or more persons per room
		Total	Total	With all plumbing facilities	Lacking some or all facilities	Total	With all plumbing facilities	Lacking some or all facilities		Total	Average value (dollars)	Average number of rooms	Total	Average contract rent (dollars)	Average number of rooms		
								With flush toilet	No flush toilet								
Dilapidated	Total	Average value (dollars)	Average number of rooms	Total	Average contract rent (dollars)	Average number of rooms											
30...	168	55	55	55	***	***	***	***	***	15	16000	4.2	39	82	3.8	***	7
31...	73	29	29	29	***	***	***	***	***	12	12000	4.6	17	72	3.5	***	2
32...	41	16	14	14	***	1	1	***	***	9	13500	5.0	6	75	3.2	***	1
33...	154	49	49	49	***	***	***	***	***	13	12500	4.2	36	79	3.8	***	7
34...	84	29	29	29	***	***	***	***	***	26	19500	5.4	2	***	***	***	5
35...	182	78	78	78	***	***	***	***	***	22	28000	5.0	51	91	3.4	***	5
36...	**11	***	***	***	***	***	***	***	***	***	***	***	***	***	***	***	***
37...	47	12	12	12	***	***	***	***	***	10	17500	5.7	1	***	***	***	***
38...	79	28	28	28	***	***	***	***	***	26	21000	5.4	1	***	***	***	1
39...	76	28	25	25	***	3	3	***	***	13	20000	4.8	12	71	3.6	***	1
40...	68	23	23	23	***	***	***	***	***	16	13500	5.3	7	68	3.9	1	1
41...	14	5	5	5	***	***	***	***	***	1	***	***	3	***	***	***	1
42...	39	15	15	15	***	***	***	***	***	5	***	3.4	9	78	3.3	***	2



27
 BLOCK NUMBERS
 TRACT NUMBERS
 TRACT BOUNDARIES
 U. S. DEPARTMENT OF COMMERCE, BUREAU OF THE CENSUS

BURBANK, CALIFORNIA

BURBANK, CALIFORNIA, BY CENSUS TRACTS AND BLOCKS: 1960


U.S. CENSUS OF HOUSING: 1960

Series HC(3)-28

CITY BLOCKS

Carmel-by-the-Sea, Calif.

Prepared under the supervision of
WAYNE F. DAUGHERTY, Chief
Housing Division



U.S. DEPARTMENT OF COMMERCE

Luther H. Hodges, Secretary

BUREAU OF THE CENSUS

Richard M. Scammon, Director (From May 1, 1961)
Robert W. Burgess, Director (To March 3, 1961)





BUREAU OF THE CENSUS

RICHARD M. SCAMMON, *Director* (From May 1, 1961)

ROBERT W. BURGESS, *Director* (To March 3, 1961)

A. ROSS ECKLER, *Deputy Director*
HOWARD C. GRIEVES, *Assistant Director*
CONRAD TAEUBER, *Assistant Director*
MORRIS H. HANSEN, *Assistant Director for Statistical Standards*
CHARLES B. LAWRENCE, JR., *Assistant Director for Operations*
WALTER L. KEHRES, *Assistant Director for Administration*
CALVERT L. DEDRICK, *Chief, International Statistical Programs Office*
A. W. VON STRUVE, *Acting Public Information Officer*

Housing Division—

WAYNE F. DAUGHERTY, *Chief*
DANIEL B. RATHBUN, *Assistant Chief*
BEULAH WASHBAUGH, *Special Assistant*
MILTON D. LIEBERMAN, *Chief, Coordination and Research*

Decennial Operations Division—GLEN S. TAYLOR, *Chief*
Electronic Systems Division—ROBERT F. DRURY, *Chief*
Field Division—JEFFERSON D. MCPHIE, *Chief*
Geography Division—WILLIAM T. FAY, *Chief*
Population Division—HOWARD G. BRUNSMAN, *Chief*
Statistical Methods Division—JOSEPH STEINBERG, *Chief*

Library of Congress Card Number: A61-9347

SUGGESTED CITATION

U.S. Bureau of the Census. *U.S. Census of Housing: 1960. Vol. III, City Blocks.*
Series HC(3), No. 28.
U.S. Government Printing Office, Washington, D.C., 1961.

For sale by the Superintendent of Documents, U.S. Government Printing Office, Washington 25, D.C.
or any of the Field Offices of the Department of Commerce—Price 20cents.

Table 1.—CHARACTERISTICS OF HOUSING UNITS, FOR THE CITY: 1960

Subject	Number	Percent	Subject	Number	Percent
All housing units	2,649	100.0	Occupied housing units—Con.		
CONDITION AND PLUMBING			COLOR		
Sound	2,535	95.7	White	2,215	98.8
With all plumbing facilities	2,498	94.3	Nonwhite	27	1.2
Lacking some or all facilities	37	1.4	PERSONS PER ROOM		
Deteriorating	104	3.9	1.00 or less	2,196	97.9
With all plumbing facilities	97	3.7	1.01 or more	46	2.1
Lacking some or all facilities	7	0.3	AVERAGE NUMBER OF ROOMS		
With flush toilet	5	0.2	Owner occupied	5.0	...
No flush toilet	2	0.1	Renter occupied	3.5	...
Dilapidated	10	0.4	VALUE AND RENT		
Occupied housing units	2,242	100.0	Average value	23,300	...
TENURE			Average contract rent	97	...
Owner occupied	1,217	54.3			
Renter occupied	1,025	45.7			

NOTE.—On the map for Carmel-by-the-Sea approximately 200 blocks are identified.

Table 2.—CHARACTERISTICS OF HOUSING UNITS, BY BLOCKS: 1960

["Total population" contains no persons in group quarters unless preceded by asterisk: one asterisk (*) denotes less than 10 percent; two asterisks (**), 10 percent or more]

Blocks	Total population	All housing units by condition and plumbing									Occupied housing units							
		Total	Sound			Deteriorating			Dilapidated	Owner occupied			Renter occupied			Occupied by non-white	1.01 or more persons per room	
			Total	With all plumbing facilities	Lacking some or all facilities	Total	With all plumbing facilities	Lacking some or all facilities		Total	Average value (dollars)	Average number of rooms	Total	Average contract rent (dollars)	Average number of rooms			
TOTAL...	*4580	2648	2534	2497	37	104	97	5	2	10	1217	23000	5.0	1025	97	3.5	27	46
3...	25	14	14	15	1	5	19000	4.0	6	110	4.5	...	1
4...	28	15	15	15	7	17500	5.3	5	90	3.2
5...	42	14	14	14	11	18000	4.5	3
6...	22	14	14	14	10	17000	4.3	3
7...	24	10	10	10	8	17000	4.8	1
8...	2	3
9...	6	5	4	1	1	1	1	3	2
10...	11	8	7	7	1	1	1	2	5	76	4.0
11...	12	7	7	7	2	3
12...	15	8	5	5	...	3	1	1	1	...	3	3
13...	16	7	6	6	...	1	1	3	4
14...	11	5	5	5	2	3
15...	2	1
16...	2	2
17...	2	2
18...	6	5	5	4	1	1	3
19...	40	21	21	20	1	10	17000	4.2	6	118	4.5	...	2
20...	31	17	16	16	...	1	1	10	22000	4.9	6	88	3.3	1	...
21...	2	1
22...	34	14	14	14	9	14000	4.4	4
23...	50	19	18	18	...	1	1	12	14500	4.6	6	82	3.8	1	2
24...	45	17	17	17	11	16500	4.2	6	105	4.3	2	2
25...	12	9	9	9	6	13500	4.3	2
26...	36	13	13	13	2	10	116	4.5	...	1
27...	12	11	11	11	4	3
28...	11	8	8	8	5	12500	4.4	2
29...	8	4
30...	4	2
31...	51	25	25	25	13	16000	3.8	11	110	4.2	...	2
32...	34	13	13	13	7	21000	5.0	3
33...	34	14	14	14	5	19500	4.2	8	107	4.8
34...	5	3
35...	29	13	13	13	3	9	83	3.6	...	1
36...	18	6	6	6	4	2
37...	27	18	16	15	1	1	1	14	93	4.0
38...	36	17	16	16	...	1	1	5	76	4.8	...	1
39...	28	15	15	15	10	15000	4.1	4
40...	35	18	18	17	1	10	13500	4.3	4
41...	44	16	16	16	10	19000	5.1	4
42...	33	13	13	13	5	18000	5.0	10	110	4.2	...	1
43...	33	13	13	13	9	19500	6.0	3
44...	39	21	21	21	12	16500	4.6	7	96	3.7
45...	1	1
46...	17	6	6	6
47...	50	20	20	20	2	4
48...	31	17	16	16	14	18000	4.8	6	110	4.0
49...	13	5	5	5	...	1	1	11	20000	4.9	4
50...	32	16	12	12	...	4	4	1	3
51...	22	13	12	12	...	4	4	5	14000	4.6	7	118	4.4
52...	8	5	5	5	...	4	4	8	17000	4.4	3
53...	31	18	18	18	1	3
54...	31	18	18	18	6	26000	4.2	12	76	2.2
55...	20	16	16	16	3	8	69	2.9
56...	21	16	16	16	1	13	114	2.8
57...	21	16	16	16	1	13	114	2.8

Table 2.—CHARACTERISTICS OF HOUSING UNITS, BY BLOCKS: 1960—Con.

["Total population" contains no persons in group quarters unless preceded by asterisk; one asterisk (*) denotes less than 10 percent; two asterisks (**), 10 percent or more]

Blocks	Total population	All housing units by condition and plumbing								Occupied housing units							
		Total	Sound			Deteriorating			Dilapidated	Owner occupied			Renter occupied			Occupied by non-white	1.01 or more persons per room
			Total	With all plumbing facilities	Lacking some or all facilities	Total	With all plumbing facilities	Lacking some or all facilities		Total	Average value (dollars)	Average number of rooms	Total	Average contract rent (dollars)	Average number of rooms		
							With flush toilet	No flush toilet									
151...	16	12	12	12	***	***	***	***	***	7	34000	5.6	3	***	***	***	***
152...	117	69	65	65	***	4	4	***	***	34	37000	6.1	15	176	5.0	***	1
153...	22	11	11	11	***	***	***	***	***	5	39000	7.2	3	***	***	***	1
154...	25	14	14	14	***	***	***	***	***	12	27000	5.5	2	***	***	***	***
155...	16	20	20	20	***	***	***	***	***	10	24000	5.0	2	***	***	***	***
156...	30	18	18	18	***	***	***	***	***	14	24000	4.5	2	***	***	***	***
157...	29	19	17	17	***	2	2	***	***	7	23000	6.0	9	82	3.2	***	***
158...	19	14	14	14	***	***	***	***	***	5	21000	4.2	5	91	3.6	***	***
159...	39	17	12	12	***	5	5	***	***	7	13500	5.0	7	84	4.3	2	***
160...	20	8	7	7	***	1	1	***	***	2	***	***	4	***	***	***	***
161...	25	11	11	11	***	***	***	***	***	11	25000	5.4	***	***	***	***	***
162...	16	13	13	13	***	***	***	***	***	7	14500	4.0	2	***	***	***	1
163...	20	12	12	12	***	***	***	***	***	8	19000	4.9	3	***	***	2	***
164...	31	18	18	18	***	***	***	***	***	9	15000	4.1	7	86	4.3	***	***
165...	34	18	18	18	***	***	***	***	***	12	17500	4.8	5	***	4.0	***	***
166...	41	22	20	20	***	2	2	***	***	8	19500	4.8	10	94	4.4	***	***
167...	20	14	13	13	***	1	1	***	***	9	26000	5.4	4	***	***	***	***
168...	29	17	15	15	***	2	2	***	***	7	20000	4.4	9	83	3.7	***	***
169...	31	17	16	16	***	1	1	***	***	11	22000	4.8	3	***	***	***	***
170...	36	19	18	18	***	1	1	***	***	12	26000	5.2	6	105	2.8	1	***
171...	28	14	14	14	***	***	***	***	***	6	31000	6.2	5	103	4.8	***	***
172...	31	20	20	20	***	***	***	***	***	12	33000	5.0	6	97	4.7	***	***
173...	21	15	15	15	***	***	***	***	***	8	23000	5.1	3	***	***	***	***
174...	17	10	10	10	***	***	***	***	***	6	24000	5.2	1	***	***	***	***
175...	15	12	11	11	***	1	1	***	***	4	***	***	3	***	***	***	***
176...	20	13	12	12	***	1	1	***	***	5	20000	4.6	6	125	4.0	***	***
177...	22	13	13	13	***	***	***	***	***	6	19000	5.3	3	***	***	***	***
178...	20	10	10	10	***	***	***	***	***	7	22000	4.4	3	***	***	***	***
179...	18	11	10	10	***	1	1	***	***	4	***	***	5	***	3.4	***	2
180...	15	11	11	11	***	***	***	***	***	4	***	***	4	***	***	***	***
181...	22	7	7	7	***	***	***	***	***	5	32000	8.6	2	***	***	***	***
182...	31	20	20	20	***	***	***	***	***	14	18500	4.6	4	***	***	***	***
183...	38	21	19	19	***	2	2	***	***	9	20000	4.6	9	106	4.0	***	1
184...	26	17	17	17	***	***	***	***	***	9	24000	5.7	5	74	3.4	***	***
185...	27	20	18	18	***	1	1	***	1	10	24000	5.2	3	***	***	***	***
186...	34	24	20	20	***	4	4	***	***	8	19000	4.1	9	96	4.2	***	***
187...	32	18	18	18	***	***	***	***	***	4	***	***	11	125	4.0	***	***
188...	17	11	11	11	***	***	***	***	***	7	31000	6.0	3	***	***	***	***
189...	19	12	12	7	5	***	***	***	***	6	23000	4.8	6	71	1.7	1	***
190...	19	12	12	12	***	***	***	***	***	7	42000	5.7	2	***	***	***	***
191...	19	17	17	17	***	***	***	***	***	9	37000	5.6	6	82	2.2	***	***
192...	36	18	18	18	***	***	***	***	***	7	27000	4.6	7	116	4.3	***	***
193...	14	8	8	8	***	***	***	***	***	5	37000	6.8	2	***	***	***	***
194...	1	1	1	1	***	***	***	***	***	***	***	***	***	***	***	***	***
195...	30	20	20	20	***	***	***	***	***	8	27000	5.3	8	113	4.0	***	***
196...	28	14	13	13	***	1	1	***	***	10	34000	6.0	2	***	***	***	***
197...	16	5	5	5	***	***	***	***	***	3	***	***	2	***	***	***	1
198...	40	21	21	21	***	***	***	***	***	12	30000	6.6	6	114	4.2	***	***
199...	34	18	17	17	***	1	1	***	***	10	19500	5.3	6	109	4.2	***	***
200...	15	8	8	8	***	***	***	***	***	6	34000	6.0	1	***	***	***	***

U.S. CENSUS OF HOUSING: 1960

Series HC(3)-29

CITY BLOCKS

Compton, Calif.


Prepared under the supervision of
WAYNE F. DAUGHERTY, Chief
Housing Division

U.S. DEPARTMENT OF COMMERCE

Luther H. Hodges, Secretary

BUREAU OF THE CENSUS

Richard M. Scammon, Director (From May 1, 1961)
Robert W. Burgess, Director (To March 3, 1961)





BUREAU OF THE CENSUS

RICHARD M. SCAMMON, *Director* (From May 1, 1961)
ROBERT W. BURGESS, *Director* (To March 3, 1961)

A. ROSS ECKLER, *Deputy Director*
HOWARD C. GRIEVES, *Assistant Director*
CONRAD TABUBER, *Assistant Director*
MORRIS H. HANSEN, *Assistant Director for Statistical Standards*
CHARLES B. LAWRENCE, JR., *Assistant Director for Operations*
WALTER L. KEHRES, *Assistant Director for Administration*
CALVERT L. DEDRICK, *Chief, International Statistical Programs Office*
A. W. VON STRUVE, *Acting Public Information Officer*

Housing Division—

WAYNE F. DAUGHERTY, *Chief*
DANIEL B. RATHBUN, *Assistant Chief*
BEULAH WASHBAUGH, *Special Assistant*
MILTON D. LIBBERMAN, *Chief, Coordination and Research*

Decennial Operations Division—GLEN S. TAYLOR, *Chief*
Electronic Systems Division—ROBERT F. DRURY, *Chief*
Field Division—JEFFERSON D. MCPIKE, *Chief*
Geography Division—WILLIAM T. FAY, *Chief*
Population Division—HOWARD G. BRUNSMAN, *Chief*
Statistical Methods Division—JOSEPH STEINBERG, *Chief*

Library of Congress Card Number: A61-9347

SUGGESTED CITATION

U.S. Bureau of the Census. *U.S. Census of Housing: 1960. Vol. III, City Blocks.*
Series HC(3), No. 29.
U.S. Government Printing Office, Washington, D.C., 1961.

For sale by the Superintendent of Documents, U.S. Government Printing Office, Washington 25, D.C.
or any of the Field Offices of the Department of Commerce—Price 25 cents.

Table 1.—CHARACTERISTICS OF HOUSING UNITS, FOR THE CITY: 1960

Subject	Number	Percent	Subject	Number	Percent
All housing units	21,244	100.0	Occupied housing units—Con.		
CONDITION AND PLUMBING			COLOR		
Sound	20,006	94.2	White	13,673	68.0
With all plumbing facilities	19,774	93.1	Nonwhite	6,430	32.0
Lacking some or all facilities	232	1.1	PERSONS PER ROOM		
Deteriorating	1,118	5.3	1.00 or less	16,382	81.5
With all plumbing facilities	1,035	4.9	1.01 or more	3,721	18.5
Lacking some or all facilities	83	0.4	AVERAGE NUMBER OF ROOMS		
With flush toilet	25	0.1	Owner occupied	5.0	...
No flush toilet	58	0.3	Renter occupied	3.7	...
Dilapidated	120	0.6	VALUE AND RENT		
Occupied housing units	20,103	100.0	Average value	13,000	...
TENURE			Average contract rent	69	...
Owner occupied	12,824	63.8			
Renter occupied	7,279	36.2			

NOTE.—On the map for Compton approximately 790 blocks are identified.

Table 2.—CHARACTERISTICS OF HOUSING UNITS, BY BLOCKS: 1960

["Total population" contains no persons in group quarters unless preceded by asterisk; one asterisk (*) denotes less than 10 percent; two asterisks (**), 10 percent or more]

Blocks within census tracts	Total population	All housing units by condition and plumbing								Occupied housing units									
		Sound				Deteriorating				Owner occupied				Renter occupied				Occupied by non-white	1.01 or more persons per room
		Total	With all plumbing facilities	Lacking some or all facilities	Dilapidated	Total	With all plumbing facilities	Lacking some or all facilities	Dilapidated	Total	Average value (dollars)	Average number of rooms	Total	Average contract rent (dollars)	Average number of rooms				
5411....	46	38	38	19	19	21	...	2.3	1	5		
4....	2	18	18	1	17	1	1	...		
5....	44	20	20	18	2	20	...	2.1	5		
5412....	*4128	982	980	979	1	1	1	902	13000	5.3	63	77	5.0	940	212		
3....	124	28	28	28	28	16000	5.9	27	3		
4....	88	20	20	20	16	13500	5.8	4	19	3		
5....	113	20	20	20	19	13500	5.7	1	19	9		
6....	*377	85	85	85	83	16000	5.8	2	85	13		
7....	157	40	40	40	37	16000	5.2	3	40	6		
8....	130	29	29	29	23	11000	5.0	5	81	5.0	26	10		
9....	88	21	20	20	19	9800	4.7	1	17	7		
10....	182	40	40	40	34	10500	4.4	5	70	4.0	39	18		
11....	112	23	23	23	21	10000	4.6	1	22	12		
12....	150	36	36	36	33	10500	4.5	3	33	10		
13....	129	36	36	36	31	10500	4.5	4	33	8		
14....	160	36	36	36	30	9500	4.5	5	76	4.4	34	15		
15....	162	40	40	40	33	9000	4.5	5	68	4.2	37	15		
16....	33	11	11	11	8	8500	4.1	8	2		
17....	54	16	16	16	14	9000	4.4	14	4		
18....	55	15	15	15	10	10500	4.4	4	13	3		
19....	69	17	17	17	15	10000	4.6	2	17	6		
20....	248	61	61	61	59	14500	5.2	1	59	11		
21....	268	60	60	60	57	13500	5.6	2	59	15		
22....	125	32	32	32	29	13500	5.7	3	31	...		
23....	167	39	39	39	37	13500	5.6	2	38	4		
24....	198	46	45	45	...	1	1	44	13500	5.8	2	45	10		
25....	207	53	53	53	51	14000	5.7	1	52	4		
26....	56	15	15	15	15	13500	5.9	15	1		
28....	97	22	22	22	21	14000	5.7	1	22	7		
29....	188	44	44	44	43	13000	5.3	1	42	7		
30....	*176	43	43	43	39	13500	5.5	4	40	4		
31....	130	35	35	34	1	34	14000	5.7	1	35	1		
32....	85	19	19	19	19	13000	5.4	19	4		
5413....	*5288	1284	1185	1183	2	65	65	969	11000	4.6	267	66	4.1	1101	399		
1....	164	46	42	42	...	3	3	33	11500	4.8	12	61	3.5	35	11		
2....	73	17	17	17	15	11000	4.8	2	17	4		
3....	100	22	22	22	19	12000	4.7	3	20	9		
4....	161	35	34	34	30	11000	5.0	5	62	4.6	31	11		
6....	*243	69	67	67	2	10500	4.2	7	66	3.7	61	17		
7....	242	60	59	59	46	11000	4.6	14	70	4.3	56	19		
8....	133	27	26	26	...	1	1	22	11000	4.7	5	69	4.6	26	11		
9....	12	8	7	7	2	4	2	6	...		
10....	78	17	17	17	14	10500	4.3	3	17	5		
11....	212	54	52	52	...	2	2	36	9500	4.5	17	53	3.5	33	15		
12....	*125	35	34	34	...	1	1	26	9000	4.7	6	63	4.0	29	6		
13....	72	23	22	22	17	11500	4.5	5	71	4.0	22	3		
14....	44	12	12	12	11	11000	4.1	1	12	4		
15....	162	38	35	35	...	3	3	22	8000	4.3	14	101	4.2	27	13		
16....	246	54	41	41	...	9	9	33	8000	4.5	17	63	4.4	41	23		
17....	145	30	30	30	25	11500	4.8	5	76	4.2	30	12		

City Block Characteristics

Table 2.—CHARACTERISTICS OF HOUSING UNITS, BY BLOCKS: 1960—Con.

["Total population" contains no persons in group quarters unless preceded by asterisk; one asterisk (*) denotes less than 10 percent; two asterisks (**), 10 percent or more]

Blocks within census tracts	Total population	All housing units by condition and plumbing									Occupied housing units								
		Sound					Deteriorating				Dilapidated	Owner occupied			Renter occupied			Occupied by non-white	1.01 or more persons per room
		Total	With all plumbing facilities	Lacking some or all facilities	Total	With all plumbing facilities	Lacking some or all facilities	With flush toilet	No flush toilet	Total		Average value (dollars)	Average number of rooms	Total	Average contract rent (dollars)	Average number of rooms			
18...	134	30	30	30	26	10500	4.3	3	28	11	
19...	122	30	30	30	26	10500	4.3	4	29	11	
20...	8	2	
21...	8	2	
22...	8	2	
23...	166	37	21	21	...	6	6	10	26	8000	4.7	9	57	3.4	27	14	
24...	169	43	34	34	...	6	6	26	10000	4.7	13	62	4.4	32	13	
25...	185	46	35	35	...	9	9	23	9000	4.6	19	63	4.3	33	16	
26...	141	36	29	29	...	5	5	25	10000	4.9	6	55	4.2	19	10	
27...	24	7	7	7	5	10500	4.8	1	6	1	
29...	149	36	29	29	...	7	7	23	10500	4.7	12	66	3.9	32	13	
30...	98	24	20	20	...	1	1	17	11500	4.4	6	47	3.5	19	12	
31...	159	41	39	39	2	30	11500	5.1	7	72	4.0	33	12	
32...	187	47	38	38	...	9	9	28	9500	4.6	17	53	4.1	35	13	
33...	105	26	26	26	23	10500	4.3	3	25	8	
34...	105	25	25	25	21	10500	4.5	4	23	8	
35...	113	26	26	26	22	10500	4.5	4	24	7	
36...	6	2	
37...	10	2	
38...	8	2	
39...	5	1	
40...	14	3	
41...	14	2	
42...	74	14	14	14	8	13500	4.6	6	86	5.0	14	7	
43...	106	22	22	22	21	14000	5.0	1	22	8	
44...	115	26	26	26	25	14500	4.9	1	26	10	
45...	87	27	27	27	11	17000	5.5	16	57	3.2	27	4	
46...	66	14	14	14	13	9500	4.4	1	14	5	
47...	57	13	12	12	...	1	1	11	9500	4.0	2	13	6	
48...	56	12	12	12	10	10000	4.3	2	12	4	
49...	42	12	12	12	11	10500	4.1	1	12	2	
50...	46	12	12	12	11	9500	4.1	11	4	
51...	133	25	24	24	...	1	1	23	13000	5.1	2	25	10	
52...	16	4	
53...	197	51	50	50	46	12500	4.7	3	47	12	
54...	102	23	23	23	21	13000	4.8	2	23	7	
56...	41	10	9	9	...	1	1	7	9000	4.6	2	6	4	
5416...	*9034	3494	3282	3217	65	208	197	11	4	1566	13000	5.2	1694	68	3.5	14	276
2...	45	14	12	12	...	2	2	9	8000	4.1	3	...	6	3	
4...	37	17	15	15	...	2	2	11	11500	4.1	5	63	3.6
5...	93	34	29	29	...	4	4	1	19	19000	5.2	13	65	3.7	...	4
7...	224	90	73	66	7	17	16	1	...	57	12500	3.4	32	68	3.9	...	10
8...	224	91	67	67	...	24	24	18	18500	5.2	65	60	3.1	...	14
10...	67	23	11	11	...	12	12	11	12500	5.3	11	57	4.2	...	3
11...	141	67	33	33	...	34	24	10	...	8	13500	4.9	55	50	3.3	...	4
13...	283	102	90	88	2	11	11	1	26	15500	4.5	72	56	3.4	...	29
14...	125	108	103	103	...	5	5	5	16000	6.4	64	98	3.2
15...	142	81	80	80	...	1	1	11	20000	5.4	43	67	3.5	...	2
16...	137	46	44	44	...	2	2	23	10000	4.3	22	67	4.0	...	7
17...	96	35	33	33	...	2	2	16	14500	4.6	17	71	3.8	...	1
21...	63	38	36	36	...	2	2	34	80	1.9	...	9
22...	220	79	76	76	...	3	3	27	19500	5.3	49	73	3.6	...	10
23...	80	35	35	35	17	11000	4.8	17	81	4.3	...	1
24...	125	44	42	42	...	2	2	22	11500	4.5	21	71	3.8	...	4
25...	113	41	40	40	...	1	1	30	11000	5.0	9	62	3.7	...	4
26...	38	13	13	13	12	11500	5.3	1
27...	233	105	104	82	22	1	1	13	14000	5.5	92	45	2.9	...	6
28...	16	4
29...	326	109	108	108	...	1	1	80	13000	5.2	25	134	3.9	...	6
30...	147	49	49	48	1	34	11500	5.0	10	74	3.5	...	6
31...	99	29	29	29	25	12000	5.4	4	3
32...	56	18	18	18	16	12000	5.6	1	1
33...	84	24	24	24	24	13500	5.7	1
34...	79	22	22	22	20	14000	5.9	2	2
35...	35	12	12	12	12	15000	5.5	1
36...	45	16	16	16	16	13500	5.1
37...	44	14	14	14	11	15500	5.4	3	1
38...	290	115	115	112	3	35	14500	5.4	78	58	3.1	...	9
39...	62	23	22	22	...	1	1	9	11500	4.6	9	72	3.8	...	2
40...	202	67	67	67	41	16000	5.5	23	67	3.6	...	5
41...	123	44	44	44	23	18500	5.7	21	72	3.0	...	2
42...	28	9	9	9	9	13500	5.4
43...	44	14	14	14	13	17000	5.8	1
44...	46	15	15	15	15	15500	5.5
45...	40	17	17	17	9	13500	4.6	6	59	2.7	...	1
46...	31	9	9	9	6	13000	5.0	3	1
47...	71	21	21	21	14	13500	5.5	7	86	4.6	...	1
48...	50	20	20	20	15	12500	5.2	5	69	4.6
49...	73	25	25	25	19	14000	5.5	6	71	4.5	...	2
50...	78	27	24	24	...	3	3	18	12500	5.2	9	65	3.4	...	1
52...	126	52	52	52	7	...	5.0	38	70	3.4	...	2
53...	170	58	53	53	...	5	5	23	13000	5.3	32	64	3.8	...	10
54...	128	50	47	47	...	3	3	27	11000	5.0	23	59	3.2	...	3
55...	182	60	59	59	...	1	1	24	12000	5.6	33	72	3.8	...	9
56...	143	58	58	55	3	20	13000	5.3	33	61	3.3	...	7
57...	120	38	38	38	21	11500	5.1	17	73	4.2	...	4

Table 2.—CHARACTERISTICS OF HOUSING UNITS, BY BLOCKS: 1960—Con.

["Total population" contains no persons in group quarters unless preceded by asterisk; one asterisk (*) denotes less than 10 percent, two asterisks (**), 10 percent or more]

Blocks within census tracts	Total population	All housing units by condition and plumbing									Occupied housing units							
		Sound						Deteriorating			Dilapidated	Owner occupied			Renter occupied			1.01 or more persons per room
		Total	Total	With all plumbing facilities	Lacking some or all facilities	Total	With all plumbing facilities	Lacking some or all facilities		Total		Average value (dollars)	Average number of rooms	Total	Average contract (dollars)	Average number of rooms	Occupied by non-white	
								With flush toilet	No flush toilet									
58...	148	46	37	37	...	9	9	25	11500	5.3	21	71	3.7	...	5
59...	23	13	13	11	2	4	7	109	4.1
60...	140	52	42	42	...	10	10	27	13000	5.1	23	85	3.8	...	3
61...	149	51	50	50	...	1	1	28	13000	5.1	21	72	3.7	...	3
62...	154	72	70	70	...	2	2	26	14000	5.0	43	64	3.1	...	3
63...	109	46	46	46	18	11000	5.5	23	69	3.6	...	6
65...	87	49	49	36	13	1	48	34	2.6	...	2
66...	14	9	8	8	...	1	1	6	6000	4.3	3
67...	13	5	5	5	4	1
69...	22	17	17	17	3	12	103	2.2
70...	94	39	38	38	...	1	1	16	14500	5.1	19	62	3.8	...	1
71...	133	53	53	53	30	14000	5.6	22	74	3.5	...	1
72...	116	44	44	44	29	15000	5.8	14	71	3.2
73...	110	35	33	33	...	2	2	31	13500	5.7	4	2
74...	63	17	16	16	...	1	1	9	10500	5.3	8	95	4.4	1	4
75...	100	33	32	32	...	1	1	19	13500	5.4	13	90	4.4	...	3
76...	95	31	27	27	...	4	4	20	13000	5.7	11	88	4.0	...	3
77...	47	21	20	20	...	1	1	7	10000	5.0	11	67	3.9
78...	118	51	51	50	1	29	11000	5.0	18	67	3.4	...	2
79...	109	41	41	41	18	13500	5.2	19	68	4.1	...	5
80...	134	51	49	49	...	2	2	19	12500	5.2	31	65	3.6	1	3
81...	*150	48	40	40	...	8	8	16	12500	5.0	31	70	4.1	...	3
82...	53	17	16	16	...	1	1	6	12500	5.3	11	73	4.3
85...	1
86...	*109	53	46	46	...	7	7	7	...	5.0	41	67	3.5	...	4
87...	111	60	49	49	...	10	10	1	11	12000	5.4	43	60	2.9	...	4
88...	102	39	39	36	3	9	13000	5.3	28	63	3.8	...	5
89...	77	29	29	29	12	12500	5.3	16	67	4.1	...	1
90...	96	30	29	29	...	1	1	21	14000	5.8	8	98	4.3	...	3
91...	74	26	25	25	...	1	1	20	16000	6.0	5	92	3.2
92...	51	19	17	17	...	1	1	1	9	16500	6.2	10	82	4.2
93...	145	47	44	44	...	3	3	20	12500	5.4	25	81	4.2	...	3
94...	87	40	40	40	12	13500	5.3	26	71	4.0
95...	46	24	23	15	8	1	1	9	13000	5.0	4	1	
96...	2	1
97...	3	2
98...	46	17	16	16	...	1	1	13	11500	5.1	3	1	
99...	205	77	77	77	42	12000	5.0	21	70	3.7	...	9
100...	158	55	55	55	36	12000	5.2	17	76	4.3	...	3
101...	116	51	51	51	28	12000	5.3	17	72	4.4	...	1
5418...	508	144	144	144	132	18000	5.1	9	80	4.3	...	9
1...	127	32	32	32	31	13000	4.9	1	3
2...	55	16	16	16	15	13500	4.7	1	1
3...	57	16	16	16	13	12000	4.4	3	1
4...	85	31	31	31	27	11000	4.2	4	2
6...	40	14	14	14	12	25000	5.8	1
7...	144	35	35	35	34	28000	6.3	1
5419...	1389	393	393	393	357	14000	5.1	31	89	4.4	...	40
1...	62	23	23	23	21	12500	4.6
2...	109	32	32	32	31	17000	5.1	1	2
3...	78	26	26	26	24	12500	4.7	2	2
4...	139	36	36	36	34	13500	4.7	2	5
5...	82	21	21	21	20	14000	5.4	1	2
6...	113	29	29	29	27	14500	5.3	1	2
7...	102	28	28	28	27	14500	5.1	1	2
8...	75	23	23	23	21	14000	5.1	1	2
9...	86	26	26	26	11	...	4.3	15	86	4.0	...	4
10...	83	21	21	21	18	14000	5.1	3	3
11...	86	22	22	22	21	14000	5.2	1	2
12...	64	19	19	19	19	14000	5.1	4
13...	120	35	35	35	33	14000	5.1	2	4
14...	114	30	30	30	28	15000	5.3	1	3
15...	76	22	22	22	22	15500	5.4	1
5420...	2921	978	966	966	...	12	12	615	13000	5.1	286	75	3.6	2	69
1...	70	18	18	18	17	16000	5.4	1	2
2...	116	31	31	31	29	14500	5.2	2	4
3...	123	32	32	32	26	14000	5.2	6	80	4.8	...	5
4...	42	12	12	12	10	14500	5.7	2
5...	44	12	12	12	11	14000	5.0	1	1
6...	103	30	30	30	24	14000	5.2	5	78	3.0	...	1
7...	53	76	76	76	13	15000	4.9	8	...	3.4
8...	81	19	19	19	19	15000	5.2	2
9...	...	1
10...	44	9	9	9	9	13000	5.2	1
11...	1	1
12...	132	48	47	47	...	1	1	17	11500	5.2	29	70	3.4	...	3
13...	41	12	12	12	11	13500	5.1	1	1
14...	53	16	16	16	14	13000	4.9	2	2
15...	69	20	19	19	...	1	1	18	12000	4.4	2	1
16...	27	10	10	10	8	12500	4.8	2
17...	56	18	18	18	14	13500	5.0	4
18...	47	16	16	16	13	14500	5.3	3
19...	60	17	17	17	15	13500	4.8	2	2

City Block Characteristics

Table 2.—CHARACTERISTICS OF HOUSING UNITS, BY BLOCKS: 1960—Con.

["Total population" contains no persons in group quarters unless preceded by asterisk; one asterisk (*) denotes less than 10 percent; two asterisks (**), 10 percent or more]

Blocks within census tracts	Total population	All housing units by condition and plumbing										Occupied housing units							
		Sound					Deteriorating					Dilapidated	Owner occupied			Renter occupied			
		Total	With all plumbing facilities	Lacking some or all facilities	Total	With all plumbing facilities	Lacking some or all facilities		Total	Average value (dollars)	Average number of rooms		Total	Average contract rent (dollars)	Average number of rooms	Occupied by non-white	1.01 or more persons per room		
							With flush toilet	No flush toilet											
20...	107	31	31	31	16	12500	5.3	14	75	4.0	...	4	
21...	77	25	23	23	...	2	2	15	10500	5.1	9	77	4.0	...	2	
22...	137	43	42	42	...	1	1	38	11500	5.0	4	5	
23...	103	41	41	41	18	15000	5.8	22	85	2.2	
24...	60	23	21	21	...	2	2	15	14500	5.7	6	69	4.5	
25...	140	64	61	61	...	3	3	18	14000	5.1	41	64	2.7	2	3	
26...	44	12	12	12	6	16000	5.0	6	78	3.8	...	2	
27...	74	28	27	27	...	1	1	16	9000	4.3	12	70	3.3	...	3	
28...	92	31	31	31	21	11000	4.6	10	64	3.7	...	4	
29...	101	30	30	30	19	11500	4.9	11	72	4.0	...	2	
30...	98	30	30	30	15	15500	5.2	15	75	4.3	
31...	80	27	27	27	20	14500	5.4	7	78	3.6	...	1	
32...	95	25	25	25	23	13500	5.3	2	3	
33...	354	108	108	108	51	12500	5.0	50	85	3.7	...	10	
34...	57	18	18	18	15	13500	5.1	3	
35...	85	26	26	26	23	13000	4.9	3	2	
36...	55	18	18	18	18	12500	4.8	2	
5421....	671	259	233	233	...	12	12	14	93	11000	4.8	149	76	3.3	1	22	
1...	92	29	24	24	...	2	2	3	22	10000	5.0	7	49	3.4	...	3	
5...	11	5	2	2	...	2	2	1	2	3	
6...	9	2	
7...	4	2	
8...	6	2	
9...	20	9	2	2	7	2	4	1	
10...	2	2	
11...	8	3	
12...	17	7	6	6	...	1	1	3	3	1	
13...	34	13	12	12	...	1	1	4	6	83	3.3	...	1	
14...	7	2	
15...	21	9	7	7	...	2	2	1	8	61	3.6	...	1	
16...	8	2	
17...	20	7	5	5	...	2	2	5	11000	5.0	2	
18...	6	2	
19...	41	28	28	28	1	22	81	3.1	
20...	17	8	8	8	1	6	72	3.5	
21...	48	23	23	23	1	21	111	3.0	...	1	
22...	33	22	22	22	1	21	74	3.0	1	2	
23...	3	1	
24...	18	6	6	6	2	4	
25...	23	11	11	11	3	7	64	3.4	...	1	
27...	12	7	6	6	1	5	...	3.4	
28...	8	2	
29...	27	7	7	7	7	10500	4.6	2	
30...	21	5	4	4	...	1	1	4	1	2	
31...	17	4	
32...	21	8	7	7	1	8	70	3.4	...	1	
33...	1	1	
35...	52	14	13	13	...	1	1	7	8500	4.3	7	70	4.4	...	2	
36...	44	16	16	16	6	10000	5.0	9	70	2.8	...	2	
5422....	1672	482	481	480	1	1	1	377	15500	5.4	93	90	3.8	...	31	
1...	237	76	76	76	25	14500	5.4	46	82	3.4	...	7	
2...	174	42	42	42	41	13500	5.3	1	5	
3...	126	34	34	34	33	13500	5.3	1	2	
4...	164	53	53	53	48	15000	5.0	5	74	3.4	...	2	
5...	84	24	24	23	1	19	15500	5.1	5	79	3.8	...	3	
6...	142	35	35	35	31	13500	5.1	4	5	
7...	134	36	36	36	34	13500	5.6	2	2	
8...	125	36	36	36	35	13500	5.1	1	2	
9...	172	50	50	50	49	16000	5.6	1	
10...	181	48	48	48	46	21000	6.0	1	1	
11...	131	47	46	46	...	1	1	15	29000	6.5	26	109	3.9	...	2	
13...	2	1	
5423....	213	131	130	130	...	1	1	24	13500	4.8	67	72	2.1	1	19	
1...	7	4	
2...	10	3	
3...	8	4	
4...	15	3	
5...	37	16	16	16	
6...	15	8	8	8	5	...	4.6	10	68	3.4	1	1	
7...	3	1	1	7	54	1.0	...	1	
8...	2	1	
9...	6	5	5	5	3	
10...	33	20	20	20	1	17	96	1.1	...	12	
11...	40	55	55	55	3	17	68	1.7	...	3	
12...	3	3	
13...	7	2	
14...	9	2	
15...	6	2	
16...	10	2	
5424....	6382	2164	2148	2134	14	9	9	7	1466	15000	5.6	635	74	3.7	5	100	
1...	68	24	24	24	21	15000	5.4	3	1	

Table 2.—CHARACTERISTICS OF HOUSING UNITS, BY BLOCKS: 1960—Con.

["Total population" contains no persons in group quarters unless preceded by asterisk; one asterisk (*) denotes less than 10 percent; two asterisks (**), 10 percent or more]

Blocks within census tracts	Total population	All housing units by condition and plumbing							Occupied housing units									
		Total	Sound			Deteriorating			Dilapidated	Owner occupied			Renter occupied			Occupied by non-white	1.01 or more persons per room	
			Total	With all plumbing facilities	Lacking some or all facilities	Total	With all plumbing facilities	Lacking some or all facilities		Total	Average value (dollars)	Average number of rooms	Total	Average contract rent (dollars)	Average number of rooms			
2***	92	57	57	56	1	***	***	***	***	17	13500	5.8	38	54	1.1	***	1	
3***	42	14	14	14	***	***	***	***	***	11	13500	5.4	2	***	***	***	***	
4***	75	25	25	25	***	***	***	***	***	19	15000	5.5	6	77	3.5	***	***	
5***	9	2	***	***	***	***	***	***	***	***	***	***	***	***	***	***	***	
6***	33	10	10	10	***	***	***	***	***	8	24000	7.3	2	***	***	***	1	
7***	44	16	16	16	***	***	***	***	***	13	23000	6.4	2	***	***	***	***	
8***	47	17	17	17	***	***	***	***	***	14	19500	7.0	2	***	***	***	***	
9***	53	19	19	19	***	***	***	***	***	14	13000	5.4	3	***	***	***	***	
10***	10	4	***	***	***	***	***	***	***	***	***	***	***	***	***	***	***	
11***	115	36	36	36	***	***	***	***	***	26	15500	5.3	9	78	4.8	***	5	
12***	50	22	21	21	***	1	1	***	***	10	14000	5.9	12	68	2.7	***	1	
13***	86	44	44	44	***	***	***	***	***	10	17500	5.8	29	61	3.6	***	3	
14***	*64	33	33	33	***	***	***	***	***	8	11000	5.0	23	79	2.6	***	2	
15***	31	13	13	13	***	***	***	***	***	7	14000	4.3	6	54	3.2	***	2	
17***	34	10	9	9	***	1	1	***	***	6	10500	3.8	4	***	***	***	2	
19***	50	15	15	15	***	***	***	***	***	11	13500	5.8	4	***	***	***	***	
20***	70	26	26	26	***	***	***	***	***	26	13500	5.7	***	***	***	***	***	
21***	71	26	26	26	***	***	***	***	***	23	15500	5.4	3	***	***	***	***	
22***	76	26	26	26	***	***	***	***	***	25	16000	5.6	1	***	***	***	1	
23***	73	27	27	27	***	***	***	***	***	24	18500	6.4	3	***	***	***	1	
24***	81	23	23	23	***	***	***	***	***	23	22000	7.1	***	***	***	***	1	
25***	36	12	12	12	***	***	***	***	***	11	23000	6.4	1	***	***	***	***	
26***	63	23	23	23	***	***	***	***	***	17	12000	5.4	5	74	4.4	***	***	
27***	79	26	26	26	***	***	***	***	***	22	14500	5.6	4	***	***	***	1	
28***	64	24	24	24	***	***	***	***	***	20	14500	5.6	4	***	***	***	1	
29***	83	27	25	25	***	2	2	***	***	23	13500	5.7	4	***	***	***	1	
30***	89	25	25	25	***	***	***	***	***	20	15000	5.9	5	***	4.0	***	2	
31***	60	22	22	22	***	***	***	***	***	15	14500	5.5	4	***	***	***	1	
32***	99	37	37	36	1	***	***	***	***	19	18500	5.4	16	107	3.3	***	3	
33***	76	25	25	25	***	***	***	***	***	22	13000	5.6	3	***	***	***	1	
34***	66	22	22	22	***	***	***	***	***	21	15500	5.7	***	***	***	***	***	
35***	77	25	25	25	***	***	***	***	***	16	13500	5.9	9	75	3.4	***	2	
36***	57	20	19	19	***	1	1	***	***	13	13500	5.4	6	63	3.2	1	***	
37***	74	24	23	23	***	1	1	***	***	19	13500	5.5	5	113	5.0	***	2	
38***	25	14	14	14	***	***	***	***	***	1	***	***	12	83	2.7	***	1	
39***	69	26	26	26	***	***	***	***	***	3	***	***	20	75	3.7	1	2	
40***	7	3	***	***	***	***	***	***	***	***	***	***	***	***	***	***	***	
41***	4	3	***	***	***	***	***	***	***	***	***	***	***	***	***	***	***	
42***	4	2	***	***	***	***	***	***	***	***	***	***	***	***	***	***	***	
43***	48	20	20	20	***	***	***	***	***	15	17000	5.6	4	***	***	***	1	
44***	75	24	24	24	***	***	***	***	***	20	17500	5.7	4	***	***	***	2	
45***	67	27	27	27	***	***	***	***	***	25	15000	5.5	2	***	***	***	***	
46***	68	23	23	23	***	***	***	***	***	22	20000	6.6	***	***	***	***	***	
47***	63	23	23	23	***	***	***	***	***	22	18000	6.3	1	***	***	***	***	
48***	76	25	25	25	***	***	***	***	***	23	15000	6.1	2	***	***	***	1	
49***	84	28	28	28	***	***	***	***	***	25	15000	5.8	1	***	***	***	2	
50***	77	24	24	24	***	***	***	***	***	22	13500	5.7	2	***	***	***	1	
51***	79	28	28	28	***	***	***	***	***	26	14000	5.6	2	***	***	***	1	
52***	86	30	30	30	***	***	***	***	***	20	16500	6.1	9	90	3.9	***	1	
53***	81	26	26	26	***	***	***	***	***	25	15500	5.6	1	***	***	***	***	
54***	83	24	24	24	***	***	***	***	***	23	16500	6.2	1	***	***	***	***	
55***	232	97	97	97	***	***	***	***	***	11	16500	6.0	78	75	4.0	***	3	
56***	152	47	47	47	***	***	***	***	***	21	15000	5.0	26	83	4.5	***	3	
57***	199	83	83	82	1	***	***	***	***	1	***	***	74	74	4.1	***	5	
58***	13	4	***	***	***	***	***	***	***	***	***	***	***	***	***	***	***	
60***	16	6	6	5	1	***	***	***	***	***	***	***	6	53	3.2	***	1	
61***	2	1	***	***	***	***	***	***	***	***	***	***	***	***	***	***	***	
62***	88	27	27	27	***	***	***	***	***	24	14000	5.8	3	***	***	***	2	
63***	185	47	47	47	***	***	***	***	***	46	14000	6.0	***	***	***	***	***	
64***	197	47	46	45	1	***	***	***	***	43	14000	6.0	4	***	***	***	2	
65***	140	47	46	46	***	***	***	***	1	41	12500	5.5	4	***	***	***	2	
66***	43	21	20	20	***	***	***	***	1	13	13000	4.6	8	62	3.3	***	***	
67***	42	14	14	14	***	***	***	***	***	11	16000	5.5	2	***	***	***	***	
68***	42	13	12	12	***	***	***	***	1	8	15000	6.1	5	94	4.8	***	1	
69***	57	17	16	16	***	***	***	***	1	4	***	***	12	79	4.1	***	1	
70***	*104	40	40	39	1	***	***	***	***	13	12500	5.2	27	68	3.2	***	2	
71***	73	25	25	25	***	***	***	***	***	15	13000	4.8	10	70	3.9	***	1	
72***	96	31	31	31	***	***	***	***	***	28	13000	5.4	5	***	4.4	***	1	
73***	80	29	28	28	***	1	1	***	***	26	13500	5.4	2	***	***	***	1	
74***	98	27	27	27	***	***	***	***	***	21	13500	5.6	6	76	4.8	***	2	
75***	78	20	20	20	***	***	***	***	***	18	14500	6.2	2	***	***	***	***	
76***	89	20	20	20	***	***	***	***	***	19	13500	6.0	1	***	***	***	2	
77***	103	26	26	26	***	***	***	***	***	24	14000	6.0	2	***	***	1	2	
78***	90	25	25	25	***	***	***	***	***	24	13500	6.1	1	***	***	***	***	
82***	88	22	22	22	***	***	***	***	***	21	13500	6.0	1	***	***	***	***	
83***	102	22	22	22	***	***	***	***	***	21	13500	6.0	1	***	***	1	3	
84***	102	22	22	22	***	***	***	***	1	20	13000	6.1	1	***	***	1	2	
85***	72	22	22	22	***	***	***	***	***	22	14000	6.0	***	***	***	***	***	
86***	139	47	46	46	***	***	***	***	1	26	12500	5.2	19	77	4.2	***	2	
87***	78	26	26	26	***	***	***	***	***	12	11000	5.0	14	74	4.1	***	3	
88***	71	25	24	24	***	1	1	***	***	12	11500	4.8	12	77	3.7	***	2	
89***	129	48	48	48	***	***	***	***	***	26	11500	4.8	20	62	3.9	***	***	
90***	189	65	65	60	5	***	***	***	***	64	8000	3.9	1	***	***	***	8	
5425***	*5966	1988	1813	1789	24	171	125	5	41	4	683	13000	4.7	1188	63	3.6	217	314
5***	18	12	10	10	***	2	2	***	***	1	***	***	10	63	3.3	2	***	

Table 2.—CHARACTERISTICS OF HOUSING UNITS, BY BLOCKS: 1960—Con.

[“Total population” contains no persons in group quarters unless preceded by asterisk: one asterisk (*) denotes less than 10 percent; two asterisks (**), 10 percent or more]

Blocks within census tracts	Total population	All housing units by condition and plumbing										Occupied housing units								
		Sound					Deteriorating					Dilapidated	Owner occupied				Renter occupied			
		Total	With all plumbing facilities	Lacking some or all facilities	Total	With all plumbing facilities	Lacking some or all facilities		Total	With all plumbing facilities	Lacking some or all facilities		Total	Average value (dollars)	Average number of rooms	Total	Average contract rent (dollars)	Average number of rooms	Occupied by non-white	1.01 or more persons per room
							With flush toilet	No flush toilet												
6...	66	31	21	20	1	9	9	1	6	...	4.5	21	69	3.4	...	2		
7...	64	24	22	19	3	2	2	2	19	60	3.3	...	4		
8...	125	34	34	34	8	12500	4.6	24	71	3.9	1	10		
9...	201	68	68	66	2	21	12500	4.5	44	71	3.8	...	10		
10...	399	120	120	120	1	113	68	4.1	...	22		
11...	*319	77	77	76	1	27	13000	5.0	47	62	3.7	...	20		
12...	127	36	35	35	8	...	4.3	24	68	3.9	2	18		
13...	221	52	52	52	4	47	72	4.0	2	6		
14...	162	62	62	62	13	11000	4.8	41	71	3.7	...	6		
15...	93	43	36	36	11	13500	4.8	30	65	3.6	2	...		
16...		
19...	*51	26	16	16	...	10	10	10	21000	5.3	16	55	2.9	1	...		
20...	8	4		
21...	64	47	42	42	...	5	5	28	13500	4.0	17	53	3.1	1	...		
22...	*92	30	27	23	4	3	3	4	25	62	3.2		
23...	105	44	33	27	6	9	7	2	9500	4.3	32	59	3.2	...	3		
24...	102	49	49	48	1	9	9500	4.7	34	66	3.7	...	5		
25...	130	38	38	36	2	19	10500	4.6	16	59	3.6	...	10		
26...	102	36	36	36	32	73	4.0	...	4		
27...	134	36	36	36	62	61	3.9	...	14		
28...	485	150	130	129	1	67	...	4.3	62	61	3.9	1	32		
29...	639	178	178	178	106	...	4.3	71	61	3.9	...	31		
30...	212	46	46	46	46	13500	5.1	40	13		
31...	214	42	42	42	38	13500	5.0	36	17		
32...	295	79	79	79	50	13500	5.1	22	56	3.0	49	21		
33...	*153	55	48	48	...	6	6	13	11000	5.4	36	65	4.1	1	3		
34...	120	52	47	47	...	5	5	19	9500	4.6	28	60	3.4	1	4		
35...	4		
36...	18	29	26	25	1	3	3	8	13500	4.8	19	73	3.5	...	2		
37...	15	13	12	12	...	2	2	5	...	5.2	10	62	3.5	...	1		
38...	61	29	27	27	...	4	4	4	24	62	3.4	...	2		
39...	61	29	27	27	...	4	4	4	24	62	3.4	...	2		
40...	152	93	45	44	1	48	4	3	41	...	13	11500	4.7	77	44	2.1	3	7		
42...	156	79	54	54	...	25	25	9	14500	5.2	60	65	3.4	1	3		
44...	*117	41	24	24	...	17	17	16	12000	5.0	21	56	3.3	...	3		
46...	110	49	44	44	...	5	5	14	19500	5.2	30	63	3.6	1	3		
48...	114	46	45	45	...	1	1	15	12500	5.3	29	73	3.9	...	3		
49...	82	31	27	27	...	4	4	9	10500	4.8	19	61	3.7	...	5		
52...	118	47	46	46	...	1	1	13	11000	5.3	30	62	3.5	1	4		
53...	31	12	11	11	...	1	1	2	10	68	3.2	...	1		
54...	76	26	24	24	...	2	2	3	19	71	3.2	1	7		
55...	236	72	72	72	51	...	4.2	20	61	4.0	...	8		
5426...	*5569	1899	1656	1593	63	222	208	12	2	21	757	10500	4.8	954	59	3.6	262	347		
4...	17	6	2	2	...	4	4	6	55	3.8	...	2		
5...	4	7	4	4	1	2		
6...	147	50	41	41	...	9	9	12	7500	4.3	31	59	3.6	...	12		
7...	117	28	21	21	...	5	4	1	5	...	4.4	23	53	3.5	3	15		
9...	27	9	3	3	...	3	3	3	5	...	4.2	...	1		
10...	162	45	31	31	...	14	13	1	21	9000	4.6	17	48	4.2	3	11		
11...	193	51	23	23	...	27	24	1	2	1	24	9500	4.8	23	48	3.8	...	14		
12...	104	25	25	25	11	9500	4.5	14	57	4.1	2	9		
13...	201	56	44	44	...	5	5	29	8500	4.5	21	57	3.7	5	18		
14...	98	25	24	24	1	11	7000	4.7	11	58	4.4	8	9		
15...	133	30	29	29	...	1	1	24	8000	4.5	5	64	4.8	14	10		
16...	112	28	27	27	...	1	1	21	8500	4.4	6	69	4.7	15	8		
17...	134	30	29	29	...	1	1	19	9000	4.9	9	58	4.8	15	12		
18...	117	29	28	28	...	1	1	22	8500	4.7	6	57	4.0	11	11		
19...	55	15	14	14	...	1	1	7	9000	4.9	6	69	4.2	5	5		
20...	66	14	10	10	...	4	4	9	9000	4.4	5	51	4.0	...	8		
21...	159	58	38	38	...	18	18	5	...	4.6	45	56	2.8	19	16		
22...	*194	67	65	64	1	2	2	17	10500	5.1	40	58	3.6	5	10		
23...	54	21	21	21	6	...	4.5	15	64	4.2	...	2		
25...	13	3		
26...	12	4		
27...	67	26	24	24	...	2	2	10	7000	4.4	14	66	4.4	...	2		
28...	23	9	9	9	4	5	51	3.0	...	1		
30...	144	52	52	52	14	9500	4.6	27	70	3.8	2	15		
31...	134	40	38	37	1	2	2	17	12000	5.0	21	70	3.8	4	8		
32...	131	45	36	36	...	8	8	17	10000	4.7	21	59	4.2	3	7		
33...	159	36	47	47	...	9	9	25	10500	4.4	30	53	3.2	2	9		
34...	36	19	16	16	...	2	1	1	10	8000	4.5	6	68	4.2	2	1		
35...	121	32	32	32	16	8500	4.6	15	67	4.2	7	6		
36...	102	25	21	21	...	4	4	15	7500	4.9	9	66	4.7	...	5		
37...	*119	36	35	35	...	1	1	21	10000	5.0	14	110	3.6	6	6		
38...	109	30	29	29	...	1	1	22	9500	4.9	7	65	4.3	8	7		
39...	227	69	38	38	...	31	31	26	8500	4.8	32	59	3.9	3	18		
40...	127	36	22	22	...	14	14	19	10500	4.6	14	62	3.8	3	11		
41...	62	23	15	15	...	7	7	13	8500	4.1	10	55	3.7	2	4		
42...	54	20	13	13	...	7	7	11	8500	4.2	8	55	3.6	1	4		
43...	190	75	67	67	...	5	5	2	20	9500	4.5	48	63	3.8	2	9		
44...	166	68	62	61	1	5	5	16	9500	4.3	46	57	3.7	5	5		
45...	17	6	5	5	1	5	56	3.4	...	1		
46...	82	31	31	31	5	24	66	3.3	1	8		
47...	76	29	29	29	12	10500	5.0	15	58	3.5	...	2		
48...	17	17	17	17	5	...	4.4	11	63	4.4	...	4		
49...	37	13	11	11	...	2	2	4	7	56	2.7	...	5		
51...	26	11	9	9	...	2	2	3	7	51	3.4	...	1		
52...	30	13	11	11	...	2	2	2	9	47	3.2	...	2		
54...	68	25	25	25	21	15000	5.8	3	7	1		

Table 2.—CHARACTERISTICS OF HOUSING UNITS, BY BLOCKS: 1960—Con.

["Total population" contains no persons in group quarters unless preceded by asterisk; one asterisk (*) denotes less than 10 percent; two asterisks (**), 10 percent or more]

Table with columns: Blocks within census tracts, Total population, All housing units by condition and plumbing (Sound, Deteriorating, Dilapidated), Occupied housing units (Owner occupied, Renter occupied), Occupied by non-white, and 1.01 or more persons per room.

City Block Characteristics

Table 2.—CHARACTERISTICS OF HOUSING UNITS, BY BLOCKS: 1960—Con.

["Total population" contains no persons in group quarters unless preceded by asterisk; one asterisk (*) denotes less than 10 percent; two asterisks (**), 10 percent or more]

Blocks within census tracts	Total population	All housing units by condition and plumbing									Occupied housing units							
		Total	Sound			Deteriorating			Dilapidated	Owner occupied			Renter occupied			1.01 or more persons per room		
			Total	With all plumbing facilities	Lacking some or all facilities	Total	With all plumbing facilities	Lacking some or all facilities		Total	Average value (dollars)	Average number of rooms	Total	Average contract rent (dollars)	Average number of rooms		Occupied by non-white	
74...	76	30	30	29	1	6	...	4.8	22	70	3.6	12	3
5428....	3564	871	860	850	10	11	9	...	2	...	744	12000	4.7	111	74	3.8	754	242
1...	156	52	50	49	1	2	2	6	...	3.8	44	63	3.0	47	19
2...	145	35	34	33	1	1	1	34	12500	5.6	2	27	3
3...	154	36	34	34	...	2	2	33	12000	5.2	2	38	5
4...	132	33	32	32	...	1	1	29	12000	4.9	3	29	7
5...	79	18	18	18	18	12000	4.6	1	16	5
6...	112	30	30	30	29	12000	5.1	1	29	7
7...	26	8	8	8	7	12000	5.9	1
8...	95	26	26	26	26	11500	5.2	25	4
9...	127	31	31	31	30	12500	5.0	1	26	6
10...	196	43	42	42	...	1	1	42	11000	4.9	33	14
11...	122	30	30	30	29	12000	4.5	1	27	10
12...	137	28	28	28	27	11500	4.4	1	28	12
13...	122	28	28	28	26	12500	4.3	2	27	14
14...	185	42	42	42	40	12000	4.6	38	11
15...	51	17	17	17	10	10500	4.2	5	65	3.6	14	1
16...	39	12	12	12	8	10500	4.9	3	8	2
17...	260	63	63	63	60	11500	4.2	2	51	23
18...	100	21	21	21	18	11000	4.2	2	17	7
19...	87	28	28	28	23	12000	4.4	4	27	2
20...	266	58	58	58	57	13000	5.4	1	54	14
21...	118	25	25	25	22	13500	5.2	3	23	7
22...	61	16	16	16	16	12500	5.0	16	2
23...	191	45	41	33	8	4	2	...	2	...	43	12000	4.3	2	37	16
24...	47	11	11	11	10	11500	4.3	1	8	4
25...	102	24	24	24	19	11500	4.4	5	84	4.0	19	9
26...	44	10	10	10	6	9500	4.3	3	7	5
27...	25	7	7	7	6	11000	4.7	1	5	1
28...	111	24	24	24	19	11500	4.4	5	71	4.4	23	9
29...	95	24	24	24	21	11500	4.3	2	15	8
30...	45	13	13	13	11	11000	4.3	2	11	3
31...	52	12	12	12	11	10500	4.1	1	11	6
32...	82	21	21	21	8	10500	4.8	13	61	3.6	11	6
5429....	1019	256	253	250	3	2	2	1	243	13500	4.6	10	70	4.2	167	63
2...	42	11	11	11	10	14500	5.3	9	2
3...	196	76	75	72	3	1	1	76	...	3.2	1	10
4...	103	19	19	19	17	14000	5.3	2	18	9
5...	91	20	20	20	20	13500	5.3	20	2
6...	97	20	20	20	19	14000	5.2	1	19	9
7...	138	29	29	29	28	13500	5.4	1	27	7
8...	352	81	79	79	...	1	1	1	73	13500	5.2	6	63	3.5	73	24
5430....	*4002	848	789	788	1	59	59	607	13000	4.8	215	78	4.2	768	322
1...	275	52	52	52	22	12500	4.8	28	73	4.1	48	26
2...	191	42	42	42	16	12500	4.6	23	73	4.2	35	20
3...	224	41	41	41	33	12500	5.1	8	77	5.0	38	20
4...	229	41	41	41	33	12500	5.1	6	82	5.0	35	19
5...	222	42	42	42	39	12500	5.0	2	38	17
6...	357	72	72	72	56	13000	4.8	14	70	4.4	63	28
7...	71	14	14	14	14	13000	5.0	11	5
8...	69	14	14	14	11	12500	4.5	3	11	8
9...	66	14	10	10	...	4	4	13	14000	4.6	1	14	4
10...	73	17	17	16	1	17	14500	5.0	17	2
11...	25	6	6	6	5	14500	5.2	1	6	2
12...	73	16	15	15	...	1	1	15	14500	5.0	1	16	6
13...	77	16	16	16	16	15000	5.0	16	3
14...	81	16	16	16	15	15500	5.0	1	16	7
15...	*268	55	55	55	55	15000	5.0	16	7
16...	*195	45	43	43	...	2	2	40	13500	4.6	5	83	4.0	55	17
17...	193	51	11	11	...	40	40	42	12000	4.2	8	72	4.1	43	15
18...	234	55	55	55	45	11000	4.0	10	75	4.0	52	26
19...	255	54	54	54	44	13000	4.7	8	71	4.1	48	22
20...	271	52	52	52	49	14000	5.0	2	48	19
21...	113	17	17	17	15	13000	5.0	2	14	10
22...	440	116	104	104	...	12	12	12	13500	5.3	92	83	4.1	102	31
5431....	*7167	1561	1535	1531	4	26	25	...	1	...	1317	12500	4.9	194	86	4.8	1183	500
1...	742	207	206	205	1	1	1	145	12000	3.9	53	82	4.5	101	55
2...	149	37	37	37	30	11000	4.8	3	27	10
3...	173	44	44	44	34	10500	4.1	10	75	4.2	23	16
4...	172	44	44	44	38	11000	4.3	6	72	4.3	29	11
5...	80	18	18	18	15	11000	4.1	3	14	8
6...	97	20	20	20	19	11000	4.2	1	15	10
7...	*255	50	47	46	1	3	3	46	12500	5.3	3	47	12
8...	84	20	20	20	17	12000	4.8	3	15	4
9...	186	42	38	38	...	4	4	39	13000	5.2	3	37	10
10...	53	13	12	12	...	1	1	13	12000	5.2	12	1
11...	12	4	4	4	36	11500	4.6	3	34	12
12...	177	39	36	36	...	3	3	35	12000	4.6	4	34	11
13...	176	41	37	37	...	4	4	41	12500	4.5	3	36	18
14...	235	44	44	44	...	1	1	42	13500	5.0	4		

Table 2.—CHARACTERISTICS OF HOUSING UNITS, BY BLOCKS: 1960—Con.

["Total population" contains no persons in group quarters unless preceded by asterisk; one asterisk (*) denotes less than 10 percent; two asterisks (**), 10 percent or more]

Blocks within census tracts	Total population	All housing units by condition and plumbing									Occupied housing units							
		Total	Sound			Deteriorating			Dilapidated	Owner occupied			Renter occupied			Occupied by non-white	1.01 or more persons per room	
			Total	With all plumbing facilities	Lacking some or all facilities	Total	With all plumbing facilities	Lacking some or all facilities		Total	Average value (dollars)	Average number of rooms	Total	Average contract rent (dollars)	Average number of rooms			
16...	*396	82	82	82	73	12500	5.0	7	87	5.0	54	26
17...	80	18	18	18	14	11000	4.4	3	10	8
18...	71	19	19	19	16	11000	4.4	1	12	8
19...	71	14	14	14	13	12000	4.8	1	13	7
20...	218	42	42	41	1	38	14500	6.1	2	30	13
22...	151	33	33	33	28	12000	4.5	2	22	12
23...	119	28	26	26	...	2	2	20	12500	4.4	7	81	4.6	25	10
24...	81	18	18	18	15	13000	4.7	3	18	7
25...	193	44	44	44	38	13000	5.1	4	34	10
26...	113	32	32	32	25	12500	5.2	5	77	4.8	23	5
27...	442	94	93	93	...	1	1	81	12500	5.1	6	85	4.8	73	32
28...	242	50	50	50	45	13500	5.3	5	84	4.6	42	18
29...	214	48	46	46	...	2	1	...	1	...	37	11000	4.6	9	82	4.9	44	18
30...	273	69	69	69	64	14500	5.0	2	65	15
31...	170	36	36	36	31	12500	4.5	5	82	4.2	31	14
32...	278	45	45	44	1	32	14000	6.0	9	103	6.1	34	21
33...	116	16	16	16	11	14500	6.0	5	94	6.0	14	9
34...	239	43	42	42	...	1	1	36	14000	6.0	6	93	6.0	32	17
35...	193	33	33	33	27	14000	6.0	6	90	6.0	26	13
36...	176	29	28	28	...	1	1	29	13500	5.5	27	12
37...	126	27	27	27	25	13000	5.5	1	25	6
38...	148	28	27	27	...	1	1	26	13000	5.5	2	24	11
39...	220	44	44	44	41	12500	5.4	3	38	13
5432...	*6272	1868	1729	1715	14	131	125	5	1	8	1005	12500	5.0	768	69	3.8	286	323
2...	91	31	31	31	6	...	4.2	21	58	3.7	1	6
3...	97	36	36	36	6	...	5.2	29	62	3.4	1	4
4...	122	42	42	42	14	9000	4.6	24	57	3.5	2	10
5...	116	42	40	40	...	2	2	11	13500	4.7	29	70	3.6	...	2
6...	35	10	9	9	...	1	1	7	8500	4.4	3	1	1
7...	110	35	30	30	...	5	5	16	12500	4.8	18	74	4.2	1	7
8...	113	39	31	31	...	7	6	...	1	1	13	16000	5.9	26	65	3.6	1	4
10...	43	10	9	9	...	1	1	6	12500	5.2	3	8	3
11...	177	39	38	38	...	1	1	37	12000	5.0	2	34	9
12...	137	32	32	32	29	11000	5.1	3	17	7
13...	138	36	36	36	29	11500	4.9	5	78	4.8	18	7
14...	176	43	43	43	38	11500	5.1	5	70	4.6	33	8
15...	68	18	18	18	15	13000	5.0	2	14	1
16...	169	50	46	46	...	4	4	31	16500	5.7	16	11	6
17...	166	52	47	46	1	5	5	24	14000	4.9	26	72	3.9	11	9
18...	162	53	45	45	...	8	8	30	15500	5.3	14	62	4.6	2	6
19...	103	30	19	19	...	9	9	25	17000	5.6	4	3	3
20...	127	34	28	28	...	5	5	13	10000	5.1	21	68	4.2	...	5
21...	134	51	49	47	2	5	1	1	13	8000	4.0	34	57	3.3	...	10
22...	92	27	27	25	2	16	13500	4.8	10	71	3.9	1	6
23...	119	40	40	37	3	14	11500	5.0	24	63	3.6	...	7
24...	84	29	29	29	18	9000	4.7	11	78	4.1	...	3
25...	98	36	36	36	19	10500	4.9	15	64	3.9	1	3
26...	125	38	37	37	...	1	1	12	10000	4.9	24	65	4.0	1	7
27...	65	29	28	27	1	1	1	18	9500	4.2	11	68	4.3	...	2
28...	61	23	15	15	...	10	10	13	6500	4.4	11	61	4.5	...	1
29...	79	20	17	17	...	3	3	13	9000	4.8	5	68	4.8	...	4
30...	17	6	6	6	5	11500	5.4	1
31...	36	11	11	11	10	13500	4.9	1	3	2
32...	27	9	9	9	6	11500	5.2	2	1
33...	140	52	52	52	17	11000	4.2	28	72	4.0	1	6
34...	139	36	30	30	...	5	5	11	11000	5.2	23	63	3.7	1	15
35...	144	40	37	37	...	3	3	17	12000	5.1	22	74	3.9	3	6
36...	74	24	24	23	1	11	11000	5.0	12	57	3.4	...	2
37...	*148	47	42	42	...	4	4	1	16	10000	4.6	25	65	4.0	...	8
38...	145	41	40	40	...	1	1	12	12000	5.1	27	67	3.7	...	11
39...	131	40	39	39	...	1	1	12	11500	5.1	28	72	3.8	...	8
40...	142	38	33	33	...	4	2	2	...	1	18	11500	4.7	17	66	3.6	6	14
41...	104	27	27	27	13	11000	4.3	14	68	3.7	4	7
42...	2	1
43...	69	18	17	17	1	14	11000	4.7	4	2
44...	103	26	23	23	...	3	3	20	13500	5.2	5	60	3.8	3	5
45...	142	41	36	36	...	5	5	30	16000	5.2	11	63	3.7	2	4
46...	189	65	56	56	...	9	9	28	14500	4.8	26	108	3.9	1	8
47...	91	18	18	18	16	12000	5.4	1	14	6
48...	330	79	79	79	66	11500	5.1	11	77	4.9	48	20
49...	107	29	29	29	26	11500	5.1	3	8	5
50...	134	30	30	30	26	11500	5.0	3	24	10
54...	123	41	33	32	1	8	8	27	15000	4.6	13	53	4.5	4	4
55...	147	45	41	41	...	4	4	38	15500	5.2	5	...	3.4	3	4
56...	89	27	24	24	...	3	3	20	15000	4.8	6	83	4.3	1	2
57...	60	15	14	14	...	1	1	11	12500	4.5	4	2	5
58...	18	6	6	6	3	3
59...	14	5	5	5	4	1
60...	118	26	23	23	...	3	1	2	10	13500	5.3	15	69	3.8	...	12
61...	23	5	5	5	4	1	1
62...	88	29	28	26	2	1	1	9	14000	4.4	20	64	3.4	...	6
63...	61	26	20	20	...	6	6	10	12500	4.7	16	62	3.0	...	1
64...	110	38	33	32	1	5	5	11	12000	4.4	26	91	3.3	1	7

U.S. CENSUS OF HOUSING: 1960

Series HC(3)-30

CITY BLOCKS

Coronado, Calif.

Prepared under the supervision of
WAYNE F. DAUGHERTY, Chief
Housing Division




U.S. DEPARTMENT OF COMMERCE

Luther H. Hodges, Secretary

BUREAU OF THE CENSUS

Richard M. Scammon, Director (From May 1, 1961)

Robert W. Burgess, Director (To March 3, 1961)





BUREAU OF THE CENSUS

RICHARD M. SCAMMON, *Director* (From May 1, 1961)

ROBERT W. BURGESS, *Director* (To March 3, 1961)

A. ROSS ECKLER, *Deputy Director*
HOWARD C. GRIEVES, *Assistant Director*
CONRAD TAEUBER, *Assistant Director*
MORRIS H. HANSEN, *Assistant Director for Statistical Standards*
CHARLES B. LAWRENCE, JR., *Assistant Director for Operations*
WALTER L. KEHRER, *Assistant Director for Administration*
CALVERT L. DEDRICK, *Chief, International Statistical Programs Office*
A. W. VON STRUVE, *Acting Public Information Officer*

Housing Division—

WAYNE F. DAUGHERTY, *Chief*
DANIEL B. RATHBUN, *Assistant Chief*
BEULAH WASHBAUGH, *Special Assistant*
MILTON D. LIBBERMAN, *Chief, Coordination and Research*

Decennial Operations Division—GLEN S. TAYLOR, *Chief*
Electronic Systems Division—ROBERT F. DRURY, *Chief*
Field Division—JEFFERSON D. MCPHICK, *Chief*
Geography Division—WILLIAM T. FAY, *Chief*
Population Division—HOWARD G. BRUNSMAN, *Chief*
Statistical Methods Division—JOSEPH STEINBERG, *Chief*

Library of Congress Card Number: A61-9347

SUGGESTED CITATION

U.S. Bureau of the Census. *U.S. Census of Housing: 1960. Vol. III, City Blocks.*
Series HC(3), No. 30.
U.S. Government Printing Office, Washington, D.C., 1961.

For sale by the Superintendent of Documents, U.S. Government Printing Office, Washington 25, D.C.
or any of the Field Offices of the Department of Commerce — Price 20 cents.

Table 1.—CHARACTERISTICS OF HOUSING UNITS, FOR THE CITY: 1960

Subject	Number	Percent	Subject	Number	Percent
All housing units	5,795	100.0	Occupied housing units—Cont.		
CONDITION AND PLUMBING			COLOR		
Sound	4,698	81.1	White	5,139	96.4
With all plumbing facilities	4,648	80.2	Nonwhite	191	3.6
Lacking some or all facilities	70	0.9			
Decrementing	1,038	17.9	PERSONS PER ROOM		
With all plumbing facilities	1,023	17.7	1.00 or less	5,013	94.1
Lacking some or all facilities	15	0.3	1.01 or more	317	5.9
With flush toilet	13	0.2			
No flush toilet	2	---	AVERAGE NUMBER OF ROOMS		
Disinfectant	99	1.0	Owner occupied	5.9	---
			Renter occupied	4.2	---
Occupied housing units	5,330	100.0	VALUE AND RENT		
TENURE			Average value	dollars	24,100
Owner occupied	1,942	36.4	Average contract rent	dollars	104
Renter occupied	3,388	63.6			

NOTE.—On the map for Coronado approximately 200 blocks are identified.

Table 2.—CHARACTERISTICS OF HOUSING UNITS, BY BLOCKS: 1960

[Total population* contains no persons in group quarters unless preceded by asterisk; one asterisk (*) denotes less than 10 percent, two asterisks (**), 10 percent or more]

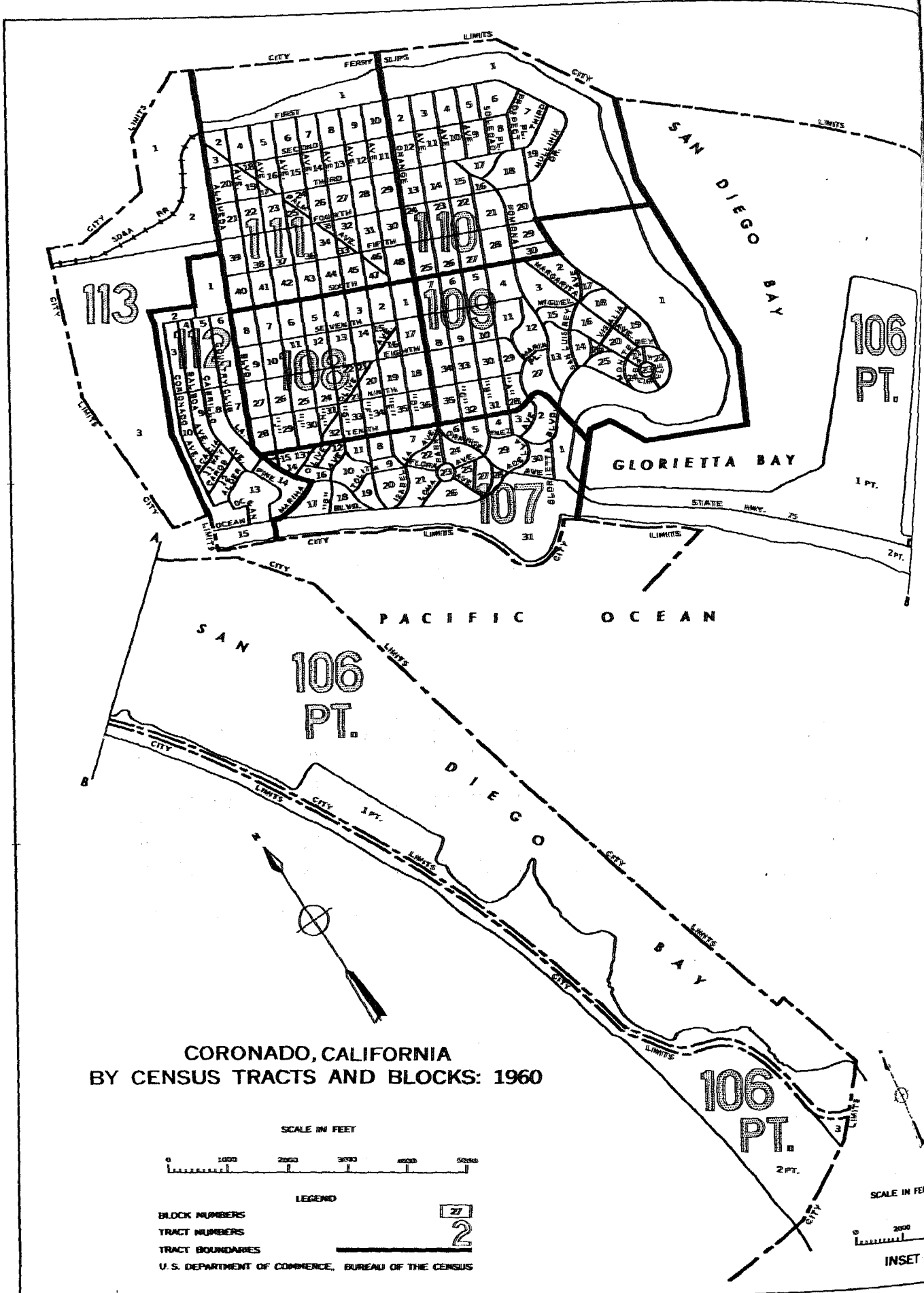
Blocks within census tracts	Total population	All housing units by condition and plumbing								Occupied housing units									
		Total	Sound			Decrementing			Disinfectant	Owner occupied			Renter occupied			Occupied by non-white	1.01 or more persons per room		
			Total	With all plumbing facilities	Lacking some or all facilities	Total	With all plumbing facilities	Lacking some or all facilities		With flush toilet	No flush toilet	Total	Average value (dollars)	Average number of rooms	Total			Average contract rent (dollars)	Average number of rooms
106.....	**2103	21	21	21	---	---	---	---	---	2	---	---	18	53	3.6	---	1		
106.....	**2103	21	21	21	---	---	---	---	---	2	---	---	18	53	3.6	---	1		
107.....	*1500	632	563	541	22	65	60	5	---	4	201	28000	6.9	375	118	3.8	4	16	
107.....	34	13	13	4	9	---	---	---	---	---	11	11000	2.5	7	---	---	---	4	
107.....	**64	28	27	27	---	---	---	---	---	---	18	32000	6.3	7	137	5.3	---	---	
107.....	118	59	29	29	---	1	1	---	---	---	9	27000	6.3	46	76	2.9	---	4	
107.....	80	37	37	37	---	---	---	---	---	---	---	---	28	108	2.8	---	---	---	
107.....	26	30	30	30	---	---	---	---	---	---	---	---	16	92	3.5	---	---	1	
107.....	17	10	9	9	11	---	1	---	---	---	1	---	8	64	3.1	---	---	---	
107.....	160	67	51	51	---	13	12	1	---	3	9	23000	6.7	54	100	3.8	---	1	
107.....	51	22	22	22	---	---	---	---	---	---	11	27000	6.1	10	131	4.2	1	---	
107.....	23	8	7	7	---	1	1	---	---	---	5	34000	7.8	3	---	---	---	---	
108.....	93	41	40	40	---	1	---	1	---	---	20	26000	7.1	16	132	4.5	---	1	
108.....	40	16	14	14	---	2	2	---	---	---	7	20000	6.3	8	113	4.5	---	---	
108.....	42	12	12	12	---	---	---	---	---	---	4	---	---	8	133	5.4	---	---	
108.....	40	11	11	11	---	---	---	---	---	---	7	30000	6.7	4	---	---	---	---	
108.....	35	13	13	13	---	---	---	---	---	---	8	36000	8.8	4	---	---	---	---	
108.....	64	22	22	22	---	2	2	---	---	---	6	25000	8.2	4	---	---	---	---	
108.....	44	17	17	17	---	---	---	---	---	---	14	32000	8.1	6	133	3.8	---	1	
108.....	29	12	12	12	---	---	---	---	---	---	8	34000	8.4	8	---	3.6	---	1	
108.....	49	21	17	17	---	4	4	---	---	---	8	35000	5.8	4	---	---	---	---	
109.....	57	15	14	14	---	1	1	---	---	---	11	27000	7.5	8	118	5.4	2	---	
109.....	**53	16	16	16	---	---	---	---	---	---	6	38000	8.8	9	144	5.4	---	---	
109.....	50	26	25	24	1	---	---	---	---	---	6	23000	6.2	10	107	5.2	---	1	
109.....	45	16	11	11	---	1	1	---	---	---	4	---	---	21	79	3.8	1	---	
109.....	26	13	13	12	1	---	---	---	---	---	9	24000	8.7	4	---	---	---	---	
109.....	26	13	13	12	1	---	---	---	---	---	7	39000	8.7	1	---	---	---	---	
109.....	29	**82	7	3	---	---	---	---	---	---	6	38000	7.3	7	63	3.0	---	---	
109.....	53	36	36	36	---	3	3	---	---	1	---	---	7	63	4.1	---	---	---	
109.....	63	37	37	37	---	---	---	---	---	---	5	---	5.2	27	173	3.8	---	---	
110.....	42700	1084	1029	1019	10	47	45	2	---	8	351	21000	5.7	638	103	4.1	8	29	
110.....	30	14	13	13	---	1	1	---	---	---	3	---	---	10	90	4.0	---	---	
110.....	11	---	---	---	---	---	---	---	---	---	---	---	---	---	---	---	---	---	
110.....	112	41	34	34	---	---	---	---	---	---	---	---	---	---	---	---	---	---	
110.....	106	30	30	30	---	---	---	---	---	---	17	19000	5.4	19	92	4.6	---	1	
110.....	78	25	25	25	---	---	---	---	---	---	15	17500	5.1	15	130	5.1	---	---	
110.....	55	24	23	23	---	---	---	---	---	---	18	27000	6.2	7	107	5.1	---	---	
110.....	**105	35	31	31	---	1	1	---	---	---	10	34000	7.9	9	153	5.2	1	1	
110.....	98	30	30	30	---	3	3	---	---	---	1	7	21000	5.7	21	104	4.5	---	4
110.....	147	55	53	53	---	---	---	---	---	---	17	17500	5.1	12	141	4.8	---	1	
110.....	127	63	63	63	---	2	2	---	---	---	14	18500	5.5	38	97	3.8	3	3	
110.....	121	46	41	41	---	---	---	---	---	---	6	32000	7.3	48	103	4.0	---	---	
110.....	28	17	15	15	---	4	4	---	---	1	11	20000	5.6	32	93	4.2	---	3	
110.....	64	30	30	30	---	1	1	---	---	1	3	---	---	13	75	3.9	---	---	
110.....	94	44	42	42	---	---	---	---	---	---	5	---	5.8	23	112	4.8	---	---	
110.....	64	31	24	23	1	---	---	---	---	---	12	13500	4.5	30	107	3.7	---	---	
110.....	185	59	57	57	---	7	6	1	---	---	5	---	6.8	24	81	3.6	---	3	
110.....	105	47	47	47	---	2	1	1	---	---	13	18000	5.5	40	98	4.0	---	5	
110.....	17	10	10	10	---	---	---	---	---	---	8	16500	4.6	34	109	3.5	1	2	
110.....	17	10	10	10	---	---	---	---	---	---	2	---	---	7	97	2.6	---	---	

City Block Characteristics

Table 2.—CHARACTERISTICS OF HOUSING UNITS, BY BLOCKS: 1960—Con.

[*Total population* contains no persons in group quarters unless preceded by asterisk; one asterisk (*) denotes less than 10 percent; two asterisks (**), 10 percent or more]

Blocks within census tracts	Total population	All housing units by condition and plumbing										Occupied housing units							
		Sound					Deteriorating					Dilapidated	Owner occupied			Renter occupied			
		Total	With all plumbing facilities	Lacking some or all facilities	Total	With all plumbing facilities	Lacking some or all facilities		Total	Average value (dollars)	Average number of rooms		Total	Average contract rent (dollars)	Average number of rooms	Occupied by non-white	1.01 or more persons per room		
							With flush toilet	No flush toilet											
22...	76	34	34	33	1	16	17000	5.8	12	109	4.3	
23...	5	3	
24...	77	32	30	30	
25...	104	35	34	34	20	20000	5.9	13	125	4.5	
26...	97	31	28	28	17	23000	6.2	12	105	4.7	
27...	67	19	17	17	9	37000	7.8	8	152	5.6	
28...	77	24	24	24	8	32000	7.5	15	155	5.1	
29...	87	27	27	27	14	26000	6.6	12	127	5.4	
30...	87	32	31	31	16	17000	5.6	11	114	5.2	
31...	39	16	15	15	8	14000	5.0	7	95	4.4	...	2	
32...	44	16	16	16	7	17500	5.6	7	140	5.6	
33...	102	54	50	50	19	16000	5.0	30	86	3.6	
34...	128	59	52	52	11	20000	5.8	41	92	3.4	...	1	
35...	123	57	57	56	1	14	19500	5.4	40	95	3.8	...	2	
36...	84	41	40	33	7	9	15500	5.3	29	84	3.4	...	1	
109.....	*2036	800	738	728	10	59	55	3	1	3	374	25000	6.2	348	108	4.4	5	24	
2...	108	36	34	33	1	1	1	26	27000	5.7	7	145	4.7	...	2	
3...	132	43	40	39	1	3	2	26	19000	4.8	16	124	4.7	...	3	
4...	71	30	26	25	1	4	4	19	26000	6.5	6	130	4.7	
5...	68	25	22	22	...	3	3	14	18500	7.1	11	109	4.5	...	1	
6...	*72	22	20	20	...	2	2	9	21000	6.3	12	103	6.0	...	1	
8...	88	49	47	47	...	2	2	5	22000	5.2	29	91	3.8	...	2	
9...	78	38	36	36	...	2	2	17	16500	6.2	20	107	3.8	
10...	62	17	17	17	10	20000	6.9	7	133	4.9	...	3	
11...	*74	21	16	16	...	5	5	12	33000	7.7	7	95	4.4	
12...	47	19	19	19	15	28000	6.0	2	
13...	109	38	36	36	...	2	2	21	24000	5.7	17	119	4.4	...	1	
14...	47	18	17	16	1	1	1	12	20000	5.4	3	1	
15...	46	20	18	18	...	2	2	12	21000	5.8	4	1	
16...	66	24	22	22	...	2	2	12	29000	6.4	11	126	5.0	...	1	
17...	12	5	5	5	1	2	
18...	59	21	18	18	...	3	3	16	34000	6.7	5	149	5.4	...	1	
19...	40	24	24	24	13	37000	7.4	6	...	4.0	2	...	
20...	41	14	14	14	7	34000	7.3	5	160	6.6	
21...	10	3	
22...	20	11	11	10	1	6	40000	7.2	3	
24...	8	5	5	5	4	1	
25...	70	23	21	19	2	2	2	13	32000	6.5	7	162	4.7	
27...	88	28	25	25	...	1	1	20	26000	6.5	4	1	
28...	55	20	19	19	...	1	1	11	30000	6.8	6	158	6.0	...	2	
29...	68	23	21	21	...	2	2	13	20000	6.6	9	110	5.3	...	1	
30...	101	39	36	35	1	3	3	10	17000	6.9	25	89	4.8	...	1	
31...	74	31	31	31	16	25000	5.6	12	115	3.8	
32...	71	35	26	25	1	9	6	8	11000	5.0	24	81	4.3	
33...	98	43	39	39	...	4	4	14	22000	5.3	25	95	4.3	
34...	123	56	51	51	...	5	5	9	14500	4.9	45	87	3.7	...	2	
35...	30	19	19	18	1	18	93	3.1	...	1	
110.....	*4307	1424	613	611	2	779	778	...	1	32	261	21000	5.7	1032	76	4.0	163	177	
1...	1311	393	2	2	...	368	368	23	363	55	3.6	92	82	
2...	39	25	7	7	...	16	16	18	87	3.4	...	1	
3...	8	3	
6...	244	71	71	71	65	59	3.9	...	10	
7...	*181	48	1	1	...	47	47	1	61	59	3.9	...	12	
8...	**14	
9...	115	34	34	34	15	21000	5.4	19	147	5.1	...	1	
10...	60	24	24	24	17	17000	5.2	5	113	4.6	
11...	125	50	45	45	...	4	4	14	19000	5.2	34	101	4.4	...	1	
12...	127	56	40	40	...	14	14	12	10500	4.3	33	86	3.7	...	4	
13...	130	64	60	60	...	4	4	6	...	5.0	41	115	4.3	...	5	
14...	89	34	33	32	1	1	18000	5.3	19	110	4.9	
15...	70	26	25	25	...	1	1	15	21000	6.7	11	108	3.9	
16...	32	8	6	6	2	4	...	4	1	
17...	63	18	17	17	...	1	1	4	4	1	
18...	72	29	29	29	13	23000	6.0	4	2	
19...	746	192	192	192	14	28000	6.6	10	115	4.5	...	47	
20...	71	25	18	17	1	7	6	185	57	3.8	...	1	
21...	103	41	27	27	...	14	14	11	20000	5.5	11	127	4.7	
22...	108	39	25	25	...	14	14	16	17500	5.0	18	130	4.8	
23...	69	25	22	22	...	3	3	14	23000	5.2	25	109	4.8	...	1	
24...	99	48	40	40	...	7	7	12	24000	6.4	12	121	5.3	...	3	
25...	76	36	34	34	...	2	2	13	19000	5.3	28	102	3.5	
26...	67	26	25	25	...	1	1	9	25000	5.6	23	106	3.9	...	1	
27...	84	33	30	30	...	3	3	17	23000	6.3	5	173	5.8	
28...	99	35	30	30	...	5	5	14	25000	7.3	13	121	4.5	...	2	
29...	52	24	19	19	...	5	5	14	27000	6.9	18	110	4.3	...	1	
30...	53	17	17	17	...	5	5	10	22000	5.2	9	131	4.9	...	1	
111.....	*3714	1418	1318	1313	5	88	85	3	...	12	493	20000	5.4	828	117	4.3	10	56	
1...	124	42	42	42	25	40000	6.0	17	236	5.2	...	2	
2...	35	14	14	14	6	22000	5.3	8	114	4.5	...	1	
3...	21	9	9	9	4	5	143	5.8	
4...	114	36	31	31	...	5	5	14	20000	5.2	22	96	4.3	...	2	
5...	77	26	26	26	...	1	1	14	19000	5.6	13	140	5.2	...	1	
6...	73	22	21	21	...	1	1	12	21000	5.9	10	162	6.2	...	1	



**CORONADO, CALIFORNIA
BY CENSUS TRACTS AND BLOCKS: 1960**

SCALE IN FEET




LEGEND

- BLOCK NUMBERS
- TRACT NUMBERS
- TRACT BOUNDARIES
- U. S. DEPARTMENT OF COMMERCE, BUREAU OF THE CENSUS



SCALE IN FEET



INSET

U.S. CENSUS OF HOUSING: 1960

Series HC(3)-31

CITY BLOCKS

Downey, Calif.


Prepared under the supervision of
WAYNE F. DAUGHERTY, Chief
Housing Division



U.S. DEPARTMENT OF COMMERCE
Luther H. Hodges, Secretary

BUREAU OF THE CENSUS

Richard M. Scammon, Director (From May 1, 1961)
Robert W. Burgess, Director (To March 3, 1961)





BUREAU OF THE CENSUS

RICHARD M. SCAMMON, *Director* (From May 1, 1961)

ROBERT W. BURGESS, *Director* (To March 3, 1961)

A. ROSS ECKLER, *Deputy Director*
HOWARD C. GRIEVES, *Assistant Director*
CONRAD TAEUBER, *Assistant Director*
MORRIS H. HANSEN, *Assistant Director for Statistical Standards*
CHARLES B. LAWRENCE, JR., *Assistant Director for Operations*
WALTER L. KEHRES, *Assistant Director for Administration*
CALVERT L. DEDRICK, *Chief, International Statistical Programs Office*
A. W. VON STRUVE, *Acting Public Information Officer*

Housing Division—

WAYNE F. DAUGHERTY, *Chief*
DANIEL B. RATHBUN, *Assistant Chief*
BEULAH WASHABAUGH, *Special Assistant*
MILTON D. LIEBERMAN, *Chief, Coordination and Research*

Decennial Operations Division—GLEN S. TAYLOR, *Chief*
Electronic Systems Division—ROBERT F. DRURY, *Chief*
Field Division—JEFFERSON D. MCPHIB, *Chief*
Geography Division—WILLIAM T. FAY, *Chief*
Population Division—HOWARD G. BRUNSMAN, *Chief*
Statistical Methods Division—JOSEPH STEINBERG, *Chief*

Library of Congress Card Number: A61-9347

SUGGESTED CITATION

U.S. Bureau of the Census. *U.S. Census of Housing: 1960. Vol. III, City Blocks.*
Series HC(3), No. 31.
U.S. Government Printing Office, Washington, D.C., 1961.

For sale by the Superintendent of Documents, U.S. Government Printing Office, Washington 25, D.C.
or any of the Field Offices of the Department of Commerce — Price 25 cents.

Table 1.—CHARACTERISTICS OF HOUSING UNITS, FOR THE CITY: 1960

Subject	Number	Percent	Subject	Number	Percent
All housing units.....	25,368	100.0	Occupied housing units—Con.		
CONDITION AND PLUMBING			COLOR		
Sound.....	24,420	96.3	White.....	24,011	99.7
With all plumbing facilities.....	24,327	95.9	Nonwhite.....	73	0.3
Lacking some or all facilities.....	93	0.4	PERSONS PER ROOM		
Deteriorating.....	772	3.0	1.00 or less.....	22,131	91.9
With all plumbing facilities.....	731	2.9	1.01 or more.....	1,953	8.1
Lacking some or all facilities.....	41	0.2	AVERAGE NUMBER OF ROOMS		
With flush toilet.....	27	0.1	Owner occupied.....	5.3	...
No flush toilet.....	14	0.1	Renter occupied.....	3.7	...
Dilapidated.....	176	0.7	VALUE AND RENT		
Occupied housing units.....	24,084	100.0	Average value.....dollars..	18,600	...
TENURE			Average contract rent.....dollars..	87	...
Owner occupied.....	17,431	72.4			
Renter occupied.....	6,653	27.6			

NOTE.—On the map for Downey approximately 660 blocks are identified.

Table 2.—CHARACTERISTICS OF HOUSING UNITS, BY BLOCKS: 1960

["Total population" contains no persons in group quarters unless preceded by asterisk; one asterisk (*) denotes less than 10 percent; two asterisks (**), 10 percent or more]

Blocks within census tracts	Total population	All housing units by condition and plumbing								Occupied housing units							
		Total	Sound			Deteriorating			Dilapidated	Owner occupied			Renter occupied			Occupied by non-white	1.01 or more persons per room
			Total	With all plumbing facilities	Lacking some or all facilities	Total	With all plumbing facilities	Lacking some or all facilities		Total	Average value (dollars)	Average number of rooms	Total	Average contract rent (dollars)	Average number of rooms		
5504.....	*1964	471	460	460	...	11	11	395	14000	5.3	72	97	5.1	6	58
2....	16	4
3....	142	31	28	28	...	3	3	26	13500	5.1	5	101	5.0	3	6
4....	**24	5
6....	28	5	5	14000	5.4	3
7....	81	20	19	19	...	1	1	19	13500	5.2	1
8....	69	18	18	18	18	14000	5.4
9....	321	76	76	76	76	14500	5.8	1	5
10....	171	40	40	40	38	14500	5.5	2	6
11....	156	36	35	35	...	1	1	23	15500	5.6	13	91	5.3	1	7
12....	154	39	35	35	...	4	4	22	13500	5.0	15	77	5.0	...	7
13....	133	35	33	33	...	2	2	11	14000	4.9	23	80	4.9	...	5
14....	104	25	25	25	22	12500	5.0	3	4
15....	71	17	17	17	16	13000	5.3	1	1
16....	62	15	15	15	14	13000	5.0	1	1
17....	91	24	24	24	23	14000	5.4	3
18....	152	38	38	38	36	13500	5.2	2	3
19....	189	44	44	44	41	13500	5.1	3	5
5505.....	5868	1701	1691	1688	3	10	10	1466	24000	5.6	193	86	3.4	2	109
1....	128	32	32	32	29	17000	5.1	3	7
2....	44	12	12	12	11	14000	5.0	1	1
3....	68	16	16	16	15	13000	4.9	1	2
4....	224	60	60	60	55	11000	4.2	3	13
5....	153	42	42	42	33	13500	4.6	8	87	4.4	...	6
6....	83	23	23	23	18	16000	5.3	5	85	4.0	...	2
7....	150	42	41	41	...	1	1	33	17500	5.1	9	81	3.7	...	2
8....	241	145	141	140	1	4	4	15	20000	4.9	127	81	3.0	...	2
9....	4	1
10....	100	26	26	26	23	12000	4.7	3	5
11....	86	25	25	25	25	12000	4.7	3
12....	93	27	27	27	26	12000	4.7	5
13....	270	69	69	69	68	13500	5.1	1	6
14....	117	33	33	33	30	12500	4.5	3	6
15....	124	37	37	37	34	12500	4.5	2	2
16....	236	57	57	57	54	14500	5.1	2	1	7
17....	49	11	11	11	11	15500	5.2	2
18....	35	11	11	11	11	31000	5.8
19....	47	13	13	13	13	30000	5.7	1
20....	30	9	9	9	9	31000	6.2
21....	207	51	51	51	49	26000	5.9	1	6
22....	83	21	21	21	20	17500	5.2	4
23....	113	28	28	28	28	17500	5.3	4
24....	96	24	24	24	23	14000	5.1	1	2
25....	77	25	25	25	25	15000	4.8
26....	85	27	26	26	27	14000	4.6	3
27....	107	28	28	28	...	1	1	25	16500	5.1	1	3
28....	96	28	28	28	25	14000	4.6	3	3
29....	87	28	28	28	28	13000	4.7
30....	63	16	16	16	16	15000	5.2	1
31....	194	54	54	54	50	17000	5.2	2	3
32....	37	11	11	11	10	31000	5.5	1

Table 2.—CHARACTERISTICS OF HOUSING UNITS, BY BLOCKS, 1960—Con.

[“Total population” contains no persons in group quarters unless preceded by asterisk; one asterisk (*) denotes less than 10 percent; two asterisks (**), 10 percent or more]

Blocks within census tracts	Total population	All housing units by condition and plumbing								Occupied housing units								
		Sound				Deteriorating				Owner occupied			Renter occupied					
		Total	Total	With all plumbing facilities	Lacking some or all facilities	Total	With all plumbing facilities	Lacking some or all facilities		Dilapidated	Total	Average value (dollars)	Average number of rooms	Total	Average contract rent (dollars)	Average number of rooms	Occupied by non-white	1.01 or more persons per room
								With flush toilet	No flush toilet									
33...	82	22	22	22	21	29000	5.8	1	1	
34...	75	20	20	20	20	37000	6.0	
35...	117	31	30	30	...	1	1	30	37000	6.5	1	
36...	109	37	37	37	31	40000	7.0	2	
37...	406	107	105	105	...	2	2	98	38000	6.6	5	...	3.2	...	1	
38...	51	15	15	15	13	39000	7.5	1	1	
39...	39	11	11	11	11	37000	6.1	1	
40...	43	14	14	14	14	36000	5.6	1	
41...	133	40	40	40	38	35000	5.9	1	
42...	68	20	20	20	18	32000	6.1	2	1	
43...	32	10	10	10	9	32000	6.2	
44...	27	9	9	9	8	39000	6.1	1	
45...	51	14	14	14	13	34000	6.0	1	1	
46...	47	15	15	15	14	39000	6.3	
47...	152	51	51	50	1	48	31000	6.0	
48...	98	31	31	31	30	32000	6.2	
49...	36	11	11	11	8	36000	6.6	
50...	71	18	18	18	18	34000	6.5	
51...	42	13	13	13	11	34000	6.5	
52...	84	21	21	21	21	37000	7.1	
53...	49	16	16	16	15	42000	7.4	
54...	52	14	14	14	14	40000	7.4	
55...	244	65	65	65	61	39000	7.0	2	2	
56...	106	28	28	28	28	33000	6.8	1	2	
57...	38	9	9	9	9	42000	6.7	
58...	55	17	17	16	1	16	41000	6.6	
59...	34	10	9	9	...	1	1	9	39000	7.1	
5506...	*7340	2282	2266	2263	3	12	12	...	4	1910	17000	5.3	265	104	3.7	1	144	
1...	13	6	6	6	6	12500	5.2	
2...	21	6	6	6	6	13000	4.7	
3...	16	5	5	5	2	3	1	
4...	16	24	24	24	4	3	
5...	113	39	39	38	1	34	12000	4.8	4	2	
6...	421	270	270	270	54	13000	4.8	149	106	3.1	...	8	
7...	72	19	19	19	19	13500	4.9	3	
8...	213	56	55	55	1	...	1	48	16000	5.1	8	95	4.5	...	7	
9...	80	23	23	23	21	15500	5.0	2	1	
10...	168	49	48	48	...	1	1	46	14000	5.0	2	4	
11...	44	12	12	12	11	15500	5.5	1	1	
12...	33	9	9	9	8	15000	5.6	
13...	96	28	28	28	27	12800	5.1	1	
14...	85	32	32	32	28	10800	4.3	1	1	
15...	84	30	30	30	26	11000	4.3	4	2	
16...	109	30	30	30	26	11000	4.6	4	1	
17...	96	27	27	27	19	11000	4.3	8	88	4.1	...	6	
18...	128	37	37	37	36	11500	4.6	1	5	
19...	124	35	35	35	31	12000	4.8	4	5	
20...	39	12	12	12	11	11500	4.4	1	2	
21...	58	16	16	16	16	14000	5.3	1	
22...	21	6	6	6	6	14000	5.0	
23...	*22	2	
24...	34	7	7	7	
25...	108	32	30	30	...	2	2	7	17500	4.6	2	
26...	109	35	35	35	31	14000	4.9	1	4	
27...	130	34	34	34	32	14500	4.8	2	3	
28...	112	31	31	31	34	17000	5.1	5	
29...	130	37	37	37	30	17000	5.1	1	1	
30...	51	15	15	15	36	16000	5.1	1	4	
31...	73	20	20	20	14	23000	5.4	1	1	
32...	91	27	27	27	20	20000	5.3	2	
33...	85	22	22	22	26	13500	4.7	1	2	
34...	143	36	35	35	22	18500	5.5	2	
35...	102	22	22	22	1	34	17500	5.4	2	4	
36...	73	20	18	18	...	2	2	22	21000	5.5	3	
37...	82	23	23	23	20	21000	5.8	1	...	
38...	124	33	33	32	1	23	21000	5.3	1	
39...	136	44	44	44	30	25000	5.9	2	3	
40...	132	44	44	44	43	18000	5.5	1	2	
41...	84	30	30	30	30	20000	5.2	
42...	102	36	35	35	1	34	19500	5.1	
43...	171	47	47	47	45	14500	5.3	1	4	
44...	158	46	46	46	44	14500	5.0	2	2	
45...	63	16	16	16	16	14500	5.0	3	
46...	47	14	14	14	14	16500	5.0	
47...	158	46	46	46	45	14000	4.8	1	3	
48...	723	204	204	204	194	2000	5.6	8	79	4.3	...	10	
49...	47	14	14	14	14	25000	5.4	1	
50...	288	84	83	82	1	1	1	77	25000	5.6	7	...	4.3	...	3	
51...	79	21	21	21	21	27000	5.8	1	
52...	55	20	19	19	14	28000	6.1	2	1	
53...	528	147	145	145	...	1	1	...	1	137	29000	6.0	7	...	4.4	...	8	
54...	65	18	18	18	18	25000	5.6	1	
55...	144	47	46	46	...	1	1	36	28000	5.9	9	88	3.7	...	3	
56...	88	22	22	22	22	37000	6.6	1	
57...	41	12	12	12	12	36000	6.3	
58...	90	24	23	23	...	1	1	23	16000	5.3	1	

Table 2.—CHARACTERISTICS OF HOUSING UNITS, BY BLOCKS; 1960—Con.

["Total population" contains no persons in group quarters unless preceded by asterisk; one asterisk (*) denotes less than 10 percent; two asterisks (**), 10 percent or more]

Blocks within census tracts	Total population	All housing units by condition and plumbing								Occupied housing units							
		Total	Sound		Deteriorating			Dilapidated	Owner occupied			Renter occupied			Occupied by non-white	1.01 or more persons per room	
			Total	With all plumbing facilities	Lacking some or all facilities	Total	With all plumbing facilities		Lacking some or all facilities	Total	Average value (dollars)	Average number of rooms	Total	Average contract rent (dollars)			Average number of rooms
59...	78	24	24	24	23	16000	4.9	1
60...	306	89	88	88	...	1	1	80	17500	5.2	7	85	4.6	...	5
61...	43	13	13	13	12	14000	5.1	1	1
62...	147	37	37	37	33	19000	5.3	4	3
63...	48	16	15	15	...	1	1	12	30000	5.8	3	1
5507...	*6630	1873	1865	1865	...	5	5	1629	20000	5.5	180	102	4.0	2	95
1...	88	31	30	30	...	1	1	26	13000	4.7	3	5
2...	102	31	31	31	27	13000	4.7	4	1
3...	68	20	20	20	18	12000	4.7	1	2
5...	689	170	167	167	...	3	3	154	18500	5.6	15	91	4.7	...	18
6...	279	70	70	70	66	18500	5.4	3	3
7...	134	30	30	30	28	19000	5.7	2	4
8...	82	22	22	22	22	19500	5.2	1
9...	105	30	30	30	28	18500	5.1	1	2
10...	111	27	27	27	26	21000	5.6	1	1
11...	137	35	35	35	35	18500	5.3	3
12...	151	41	41	41	40	18500	5.4	2
13...	48	10	10	10	10	18000	5.2	3
14...	63	16	16	16	16	17500	5.8
15...	61	17	17	17	16	19500	5.1	1	1
16...	121	33	33	33	31	19500	5.3	2	2
17...	438	111	111	111	106	27000	5.9	2	6
18...	78	24	24	24	23	20000	5.2	1	...
19...	71	19	19	19	19	20000	5.3
20...	94	25	25	25	25	20000	5.3
21...	96	24	24	24	24	21000	5.4	3
22...	43	13	13	13	13	17000	5.6
23...	86	19	19	19	19	16500	5.4	2
24...	61	16	16	16	14	17000	5.4	2
25...	135	39	39	39	39	20000	5.4
26...	112	31	31	31	30	19500	5.2	1	2
27...	59	16	16	16	16	17500	5.3
28...	53	12	11	11	...	1	1	12	18000	5.4	1
29...	146	41	41	41	41	20000	5.3	1
30...	165	45	45	45	45	19000	5.3	1
31...	49	12	12	12	12	19000	5.3
32...	19	3
34...	189	52	51	51	1	...	48	19000	5.3	3	2
35...	76	21	21	21	20	18500	5.7	1	2
36...	76	21	21	21	20	19000	5.8	1
37...	51	15	15	15	15	18500	5.5
38...	129	37	37	37	36	16500	5.2	4
39...	135	35	35	35	34	18500	5.6	3
40...	149	36	36	36	36	19000	5.7	1
41...	134	34	34	34	33	19000	5.7	1	2
42...	177	46	46	46	43	20000	5.6	3	3
43...	70	18	16	16	2	...	17	19500	5.3	2
44...	94	23	23	23	22	21000	5.4	1	2
45...	70	17	17	17	17	20000	5.6
46...	*98	27	27	27	26	20000	5.3	2
47...	109	27	27	27	27	21000	5.3	1
48...	146	55	55	55	30	27000	5.8	22	84	3.5	...	1
49...	234	109	109	109	49	31000	6.3	31	108	4.0	...	1
50...	190	92	92	92	32	30000	5.9	47	95	3.3
51...	102	29	29	29	28	24000	5.5	1	2
52...	78	23	23	23	23	22000	5.7
53...	*1105	29	29	29	27	13000	4.7	2	1
54...	59	20	20	20	16	20000	5.5	4	1	...
55...	70	21	21	21	18	25000	5.8	2	1
56...	145	53	53	53	30	29000	6.2	21	138	4.1
5508...	5842	1836	1793	1787	6	40	39	1	...	1435	24000	5.8	341	86	3.7	5	81
1...	196	65	65	65	46	30000	6.2	15	89	3.7	1	2
2...	72	24	24	24	19	22000	5.5	5	118	3.6
3...	69	18	18	18	17	22000	5.6	1	1
4...	68	19	19	18	1	18	23000	5.6	1
5...	54	15	15	15	14	23000	5.4
6...	129	51	51	51	18	22000	5.7	31	108	3.2	...	1
7...	122	43	39	39	...	4	4	17	15500	4.7	21	74	3.6	...	8
8...	395	120	109	108	1	11	11	75	27000	5.9	41	70	4.0	1	11
9...	73	22	22	22	19	20000	5.2	3	2
10...	156	44	44	44	43	22000	5.7	1	2
11...	49	16	15	15	...	1	1	15	18500	5.5	1
12...	76	20	20	20	20	26000	5.5	2
13...	80	20	20	20	20	22000	5.4	2
14...	204	50	50	50	50	23000	5.5	1	1
15...	193	48	48	48	46	23000	5.5	1	5
16...	169	43	43	43	42	23000	5.6	1	1	1
17...	77	18	18	18	17	37000	6.5	1
18...	70	17	17	17	17	32000	6.4
19...	73	20	20	20	19	27000	5.8	1	1
20...	46	17	16	16	...	1	1	13	29000	5.6	4	1
21...	126	58	58	58	29	22000	5.7	27	77	3.5
22...	34	12	12	12	12	21000	6.1
23...	62	18	18	18	18	21000	5.9	1

Table 2.—CHARACTERISTICS OF HOUSING UNITS, BY BLOCKS; 1960—Con.

["Total population" contains no persons in group quarters unless preceded by asterisk; one asterisk (*) denotes less than 10 percent; two asterisks (**), 10 percent or more]

Blocks within census tracts	Total population	All housing units by condition and plumbing										Occupied housing units								
		Sound					Deteriorating					Dilapidated	Owner occupied			Renter occupied			Occupied by non-white	1.01 or more persons per room
		Total	With all plumbing facilities	Lacking some or all facilities	Total	With all plumbing facilities	Lacking some or all facilities		Total	Average value (dollars)	Average number of rooms		Total	Average contract rent (dollars)	Average number of rooms					
							With flush toilet	No flush toilet												
51...*	114	55	55	54	1	14	7500	3.4	39	61	3.3	...	3		
52...*	19	9	8	8	...	1	1	3	5	...	4.2	...	1		
53...*	12	9	9	9	1	5	...	4.2		
5510...*	6150	1807	1797	1795	2	9	8	1	...	1	1565	21000	5.4	205	93	4.0	1	110		
1...*	757	236	236	236	150	23000	5.2	74	85	3.7	...	22		
2...*	108	29	29	29	29	27000	5.6	1	2		
3...*	186	48	48	48	47	20000	5.2	1	5		
4...*	187	48	48	48	47	21000	5.3	3		
5...*	78	24	23	23	...	1	1	23	27000	5.5		
6...*	178	50	50	50	48	29000	5.3	1	4		
7...*	78	22	22	22	20	29000	5.5	1		
8...*	85	23	23	23	23	27000	5.7		
9...*	180	54	54	54	53	31000	6.0	1		
10...*	90	29	26	26	...	3	3	25	32000	6.4	4		
11...*	48	15	15	15	15	28000	5.7		
12...*	111	32	32	32	30	15500	5.0	2	4		
13...*	49	12	12	12	12	16000	5.0	1		
14...*	99	26	26	26	18	23000	5.2	7	89	4.1	...	4		
15...*	59	20	20	20	19	15000	5.0	1		
16...*	71	20	20	20	19	15500	5.1	1	1		
17...*	60	20	20	20	19	16500	4.6	1		
18...*	73	22	22	22	21	25000	5.7	1		
19...*	86	25	25	25	24	30000	6.1	1		
20...*	101	30	30	30	30	24000	5.1	2		
21...*	111	30	30	30	30	23000	5.2	1		
22...*	107	30	30	30	30	24000	5.1	1		
23...*	109	28	28	28	27	25000	5.1	1	2		
24...*	109	28	28	28	28	22000	5.3	5		
25...*	48	12	12	12	12	19000	5.3	2		
26...*	241	64	64	64	63	24000	5.7	1	5		
27...*	185	50	50	50	50	15500	5.2	4		
28...*	92	24	24	24	24	15500	5.5	3		
29...*	88	24	24	24	24	16000	5.2	1		
30...*	125	34	34	34	33	15500	5.1	1	4		
31...*	48	10	10	10	10	30000	6.6	1		
32...*	20	6	6	6	6	32000	5.7		
33...*	61	23	23	23	23	21000	5.6		
34...*	67	25	25	25	25	15500	5.1		
35...*	66	24	24	24	22	16500	4.9	1		
36...*	206	83	83	83	16	20000	5.0	60	99	3.8	...	3		
37...*	63	27	26	26	...	1	1	18	15500	4.7	7	85	3.1		
38...*	100	29	29	29	28	16000	4.9	1	1		
39...*	66	25	25	25	23	16000	5.0	1		
40...*	72	22	22	22	21	24000	5.6	1		
41...*	82	21	21	21	21	31000	6.2	1		
42...*	104	32	32	32	32	32000	6.6		
43...*	219	50	50	50	48	17500	5.4	2	11		
44...*	125	34	34	34	34	15000	5.3	1		
45...*	120	34	34	34	33	14500	4.7	1	2		
46...*	54	18	18	18	18	14000	4.8		
47...*	57	18	18	18	18	15000	5.1	1		
48...*	169	41	41	41	39	15500	5.3	1	5		
49...*	133	37	37	37	37	17000	5.3	3		
50...*	294	89	85	85	...	3	2	1	...	1	76	22000	5.7	9	121	4.3	...	2		
51...*	51	18	18	16	2	16	23000	5.8	1		
52...*	74	32	31	31	...	1	1	8	30000	5.5	23	78	3.7	...	1		
5511...*	4039	1509	1475	1473	2	23	23	11	522	15000	4.7	812	81	3.6	8	162		
2...*	226	113	113	113	12	30000	4.8	73	69	3.2	...	12		
3...*	66	36	36	36	9	27000	5.0	23	87	3.2	...	1		
5...*	341	116	116	116	34	14500	4.7	73	73	3.9	...	16		
6...*	47	12	11	11	...	1	1	4	8	70	4.1	...	5		
7...*	26	10	10	10	10	14000	4.9		
8...*	141	58	58	58	12	17500	5.1	44	77	3.4	1	3		
9...*	32	13	13	13	12	13000	4.7		
10...*	19	8	8	8	5	15500	4.6	2		
11...*	73	19	18	18	...	1	1	12	12500	4.6	7	72	4.1	...	2		
12...*	379	133	133	133	63	14500	5.0	65	106	3.6	...	10		
13...*	824	377	375	375	...	2	2	35	17500	4.7	273	88	3.5	3	24		
15...*	23	7	5	5	...	2	2	2	5	60	4.2	...	2		
16...*	52	20	15	15	...	1	1	4	...	4.4	14	60	3.6	...	3		
17...*	692	258	246	244	2	10	10	2	107	14500	4.0	124	81	3.6	2	38		
18...*	188	44	44	44	42	13500	5.0	1	8		
19...*	168	44	44	44	43	14000	5.0	1	4		
20...*	164	44	44	44	42	14000	5.0	7		
21...*	258	63	56	56	...	5	5	2	48	12000	5.0	13	54	4.5	1	13		
23...*	320	134	130	130	...	1	1	3	25	10000	4.8	86	63	3.5	1	14		
5512...*	*6793	2138	1896	1887	9	184	178	6	...	58	1433	15500	5.0	603	86	3.9	8	207		
1...*	*3116	86	85	85	...	1	1	45	13500	4.6	39	98	3.9	...	10		
2...*	270	75	74	74	...	1	1	56	11500	4.4	18	80	3.9	1	17		
3...*	134	48	47	47	...	1	1	11	...	5.4	37	90	4.2	1	4		
4...*	176	81	79	79	...	2	2	17	18000	4.7	60	83	3.7	1	5		
5...*	127	32	32	32	27	14000	5.1	4	8		
6...*	71	18	18	18	18	13500	5.1	2		

City Block Characteristics

Table 2.—CHARACTERISTICS OF HOUSING UNITS, BY BLOCKS: 1960—Con.

["Total population" contains no persons in group quarters unless preceded by asterisk: one asterisk (*) denotes less than 10 percent; two asterisks (**), 10 percent or more]

Blocks within census tracts	Total population	All housing units by condition and plumbing									Occupied housing units							
		Total	Sound			Deteriorating			Dilapidated	Owner occupied			Renter occupied					
			Total	With all plumbing facilities	Lacking some or all facilities	Total	With all plumbing facilities	Lacking some or all facilities		Total	Average value (dollars)	Average number of rooms	Total	Average contract rent (dollars)	Average number of rooms	Occupied by non-white	1.01 or more persons per room	
7...	86	28	27	...	1	1	12	17500	4.8	13	68	3.8	...	3	
8...	422	126	115	...	10	10	100	21000	5.6	22	123	4.3	...	13	
9...	182	47	47	46	14500	5.0	1	
10...	112	30	30	28	15000	5.2	2	5	
11...	29	9	7	5	14500	5.2	4	1	
12...	588	221	191	...	30	30	118	16500	5.3	62	98	3.8	2	12	
13...	*163	51	49	...	2	2	38	18500	5.1	13	75	3.8	1	...	
14...	53	17	17	14	13000	5.2	3	1	
15...	90	29	29	24	12500	4.5	5	75	3.8	...	1	
16...	69	24	23	...	1	1	22	12500	4.5	2	1	
17...	215	72	72	42	11000	4.5	27	79	4.0	...	9	
18...	102	28	28	26	14500	5.2	2	2	
19...	72	18	18	17	14000	5.4	1	2	
20...	58	18	18	16	14500	5.0	1	2	
21...	67	18	18	17	13000	5.0	1	2	
22...	105	28	20	...	4	4	17	14000	5.0	11	64	3.8	...	4	
23...	73	25	16	...	5	5	16	12000	4.8	8	78	3.9	...	1	
24...	126	36	24	...	7	7	20	21000	5.0	14	71	3.9	...	5	
25...	194	64	58	...	6	6	44	16500	5.0	17	67	3.5	...	8	
26...	295	98	84	...	9	9	81	18000	5.4	15	69	3.9	1	4	
27...	52	14	14	14	24000	5.7	
28...	183	55	47	...	8	8	21	21000	5.0	29	79	4.2	...	11	
29...	12	4	2	2	41	14500	5.1	2	5	
30...	168	43	41	...	16	16	15	9500	4.6	16	68	4.4	...	4	
31...	96	35	17	...	2	2	20	11000	5.0	6	69	4.0	...	2	
32...	90	27	23	21	14000	5.5	2	3	
33...	93	24	24	23	13000	5.1	1	1	
34...	86	24	24	23	13500	5.0	3	1	
35...	91	26	26	24	12500	5.0	2	4	
36...	98	26	26	44	14000	5.1	1	2	
37...	160	45	44	...	7	7	15	9500	4.5	11	67	4.0	...	6	
38...	89	28	11	...	9	9	13	14000	5.1	12	89	4.3	...	9	
39...	102	27	15	...	28	28	105	15500	5.0	41	70	3.7	...	17	
40...	467	151	116	...	17	11	27	13500	5.1	2	2	
41...	89	30	30	...	11	6	101	16000	4.2	30	68	3.9	...	11	
42...	*381	131	101	...	10	10	49	15000	5.1	60	111	3.6	1	10	
43...	341	121	110	...	79	79	475	15000	4.8	560	85	3.7	5	95	
5513....	*3080	1106	971	960	11	3	3	3	3	
1...	...	6	3	...	4	4	33	12500	3.5	10	62	3.3	...	2	
2...	...	88	37	36	1	
3...	...	19	3	
4...	...	2	
5...	...	1	
6...	...	2	
7...	...	12	11	...	3	8	9	
8...	...	852	332	319	318	1	13	13	...	148	15500	5.3	148	94	3.6	...	15	
9...	...	10	2	
10...	...	10	2	
11...	...	25	7	
12...	...	7	
13...	...	2	1	
14...	...	86	23	3	...	1	4	4	...	16	
15...	...	61	17	17	11	12000	5.2	9	108	4.2	...	6	
16...	...	73	21	14	16	13000	5.1	1	3	
17...	...	70	21	11	8	16000	6.1	12	66	4.0	...	3	
18...	...	162	36	2	5	20000	6.6	16	63	3.8	...	3	
19...	...	120	31	27	21	16000	5.0	25	72	4.0	2	16	
20...	...	**70	23	23	1	15	13500	4.9	16	82	4.2	...	7
21...	...	114	31	20	21	15000	4.7	1	
22...	...	137	55	54	...	4	4	7	19000	5.6	23	83	4.2	1	5	
23...	...	126	41	38	...	3	3	22	16500	4.6	31	84	3.7	...	4	
24...	...	185	62	62	
25...	...	273	112	112	21	13500	4.9	20	83	3.7	...	4	
26...	...	57	20	20	34	13000	4.4	26	86	4.1	...	6	
27...	...	177	70	66	31	12000	4.4	69	91	3.0	1	7	
28...	...	66	26	24	...	4	4	14	11500	4.4	6	85	4.0	...	1	
29...	...	204	80	78	...	2	2	18	18500	4.9	50	77	3.6	1	3	
30...	...	59	28	26	...	2	2	7	...	4.1	17	83	4.1	...	2	
5514....	5508	1863	1750	1745	5	92	91	23	22000	5.5	52	84	3.6	...	1	
1...	...	42	21	19	...	1	1	12	16000	4.8	14	78	3.8	...	1	
2...	...	71	30	30	...	1	1	2	
3...	...	239	81	80	24	...	3.9	5	71	2.1	...	3	
4...	...	214	64	60	...	1	1	52	14000	5.1	25	80	3.0	...	5	
5...	...	219	60	59	...	3	3	53	17000	5.4	9	102	4.2	...	1	
6...	...	104	33	32	...	1	1	56	22000	5.7	3	2	
7...	...	116	33	33	...	1	1	31	12500	4.3	2	1	
8...	...	165	44	44	30	11500	4.5	3	6	
9...	...	38	12	12	40	12500	4.4	4	8	
10...	...	59	14	14	11	15000	5.1	1	
11...	...	351	180	180	
12...	...	180	177	14	16000	5.5	
13...	...	452	193	193	...	3	13	16000	3.8	155	116	3.3	2	3	
14...	...	50	14	14	...	1	1	58	11500	4.4	121	106	3.3	...	16	
15...	...	75	22	22	13	15500	5.2	1	3	
16...	...	89	23	23	22	16500	5.4	6	
17...	...	75	23	23	20	11500	4.3	3	4	
18...	...	69	21	21	22	11500	4.3	1	2	
19...	...	100	29	28	...	1	1	21	16500	5.0	1	
20...	...	109	32	32	29	18500	5.2	1	
										30	21000	5.7	2	1	

Table 2.—CHARACTERISTICS OF HOUSING UNITS, BY BLOCKS: 1960—Con.

["Total population" contains no persons in group quarters unless preceded by asterisk: one asterisk (*) denotes less than 10 percent; two asterisks (**), 10 percent or more.]

Table with columns: Blocks within census tracts, Total population, All housing units by condition and plumbing (Sound, Deteriorating, Dilapidated), Occupied housing units (Owner occupied, Renter occupied), Occupied by non-white, 1.01 or more persons per room.

City Block Characteristics

Table 2.—CHARACTERISTICS OF HOUSING UNITS, BY BLOCKS: 1960—Con.

["Total population" contains no persons in group quarters unless preceded by asterisk: one asterisk (*) denotes less than 10 percent; two asterisks (**), 10 percent or more]

Blocks within census tracts	Total population	All housing units by condition and plumbing									Occupied housing units							
		Total	Sound			Deteriorating			Dilapidated	Owner occupied			Renter occupied			Occupied by non-white	1.01 or more persons per room	
			Total	With all plumbing facilities	Lacking some or all facilities	Total	With all plumbing facilities	Lacking some or all facilities		Total	Average value (dollars)	Average number of rooms	Total	Average contract rent (dollars)	Average number of rooms			
								With flush toilet										No flush toilet
17...	82	22	22	22	***	1	1	1	***	19	15000	4.9	3	***	***	***	3	
18...	34	15	14	14	***	1	1	1	***	14	11500	4.4	1	***	***	***	1	
19...	72	24	21	21	***	3	2	1	***	8	9500	4.3	16	64	4.3	***	3	
20...	78	28	27	27	***	1	1	1	***	9	9500	4.9	19	62	3.7	***	4	
21...	74	22	21	21	***	1	1	1	***	18	13000	4.8	4	***	***	***	3	
22...	74	21	21	21	***	2	2	2	***	15	12000	4.4	6	84	5.3	***	2	
23...	78	28	26	26	***	2	2	2	***	13	7500	4.5	13	57	3.3	***	6	
24...	99	25	25	25	***	***	***	***	***	23	12000	4.7	1	***	***	***	9	
25...	81	22	22	22	***	***	***	***	***	19	12500	4.7	3	***	***	***	2	
26...	87	26	26	26	***	***	***	***	***	25	12000	4.3	1	***	***	***	4	
27...	463	169	169	169	***	***	***	***	***	109	13000	4.8	45	79	3.6	1	11	
28...	161	41	41	41	***	***	***	***	***	36	12500	5.1	5	***	4.8	***	5	
29...	136	40	40	40	***	***	***	***	***	36	14000	4.9	4	***	***	1	2	
30...	256	74	74	74	***	***	***	***	***	66	19500	5.3	6	84	3.8	5	7	
31...	51	12	12	12	***	***	***	***	***	11	11000	4.5	1	***	***	***	3	
32...	42	12	12	12	***	***	***	***	***	12	11500	4.6	***	***	***	***	3	
33...	62	17	17	17	***	***	***	***	***	15	11500	4.6	2	***	***	***	3	
34...	85	29	26	26	***	3	***	3	***	11	13000	3.8	18	67	3.5	***	6	
35...	69	26	25	25	***	1	1	1	***	10	10500	4.6	16	74	4.3	***	3	
36...	87	31	20	20	***	11	10	1	***	10	9000	4.2	19	62	3.7	***	6	
37...	*94	24	20	18	2	4	4	***	***	14	8500	4.5	9	64	3.4	***	9	
38...	54	27	24	24	***	3	3	***	***	9	12000	4.1	18	58	3.0	***	1	
39...	71	26	20	20	***	6	6	1	***	4	***	***	18	113	4.1	1	4	
40...	77	31	21	21	***	10	9	1	***	7	6500	4.6	24	87	3.5	***	3	
41...	96	32	17	17	***	14	13	1	***	15	6500	4.2	16	58	3.7	***	5	
42...	74	30	26	26	***	4	3	1	***	11	9000	4.5	17	59	3.8	***	3	
43...	99	24	23	23	***	1	1	***	***	22	12000	4.7	2	***	***	***	4	
44...	48	12	12	12	***	***	***	***	***	12	11500	4.4	***	***	***	2	2	
45...	51	15	15	15	***	***	***	***	***	13	17500	5.5	2	***	***	***	***	
46...	59	23	23	23	***	***	***	***	***	8	11500	4.6	15	84	3.1	***	1	
47...	44	12	12	12	***	***	***	***	***	11	13000	4.6	1	***	***	***	2	
48...	24	5	5	5	***	***	***	***	***	5	12000	5.0	***	***	***	***	5	
49...	134	46	46	46	***	***	***	***	***	17	12500	4.8	28	86	3.6	1	1	
50...	54	22	21	21	***	***	***	***	1	10	9000	3.8	11	61	3.4	***	2	
51...	59	26	23	22	1	2	1	1	***	16	7500	4.1	10	66	3.0	***	4	
52...	60	36	30	30	***	5	5	***	1	7	8000	3.7	23	52	2.7	***	4	
5518...	7450	2106	2070	2068	2	31	31	***	***	5	1587	15000	5.2	421	92	3.8	11	195
1...	139	63	61	61	***	2	2	***	***	29	16000	5.6	4	***	***	***	3	
2...	156	47	47	47	***	***	***	***	***	41	11000	4.4	5	91	4.0	1	6	
3...	182	48	48	48	***	***	***	***	***	44	11000	4.5	4	***	***	***	10	
4...	68	20	20	20	***	***	***	***	***	18	12500	4.7	2	***	***	***	2	
5...	83	23	23	23	***	***	***	***	***	19	11000	5.3	3	***	***	***	3	
6...	86	23	23	23	***	***	***	***	***	20	11500	5.3	3	***	***	***	2	
7...	68	20	20	20	***	***	***	***	***	18	11500	4.7	1	***	***	***	4	
8...	145	42	42	42	***	***	***	***	***	41	11500	4.5	1	***	***	***	2	
9...	145	43	43	43	***	***	***	***	***	41	11500	4.6	2	***	***	***	4	
10...	420	103	97	97	***	5	5	***	1	92	15500	5.5	8	50	4.8	***	13	
11...	104	25	23	23	***	***	***	***	2	22	12500	5.2	3	***	***	***	5	
12...	119	26	26	26	***	***	***	***	***	22	12500	5.2	4	***	***	***	5	
13...	78	19	19	19	***	***	***	***	***	18	12500	5.3	1	***	***	***	3	
14...	137	34	34	33	1	***	***	***	***	33	21000	5.8	1	***	***	***	***	
15...	494	200	199	199	***	1	1	***	***	70	15500	5.5	104	102	3.4	***	2	
16...	81	25	25	25	***	***	***	***	***	13	18000	5.3	11	87	4.0	***	1	
17...	103	24	24	24	***	***	***	***	***	24	15500	5.6	***	***	***	***	2	
18...	92	23	23	23	***	***	***	***	***	22	14500	5.3	1	***	***	***	2	
19...	52	12	12	12	***	***	***	***	***	11	13500	5.3	1	***	***	***	2	
20...	41	12	12	12	***	***	***	***	***	12	14000	5.3	***	***	***	***	***	
21...	122	43	43	43	***	***	***	***	***	18	14500	5.4	23	71	3.0	***	5	
22...	39	12	12	12	***	***	***	***	***	11	14000	5.2	1	***	***	***	1	
23...	53	14	14	14	***	***	***	***	***	11	13500	5.5	3	***	***	***	1	
24...	487	186	184	184	***	2	2	***	***	75	16000	5.3	102	88	3.2	***	4	
25...	101	26	26	26	***	***	***	***	***	22	14000	5.0	4	***	***	***	5	
26...	135	39	39	39	***	***	***	***	***	28	13500	4.9	11	81	3.6	***	6	
27...	75	20	20	20	***	***	***	***	***	20	13500	5.1	***	***	***	1	1	
28...	78	20	20	20	***	***	***	***	***	19	14000	4.7	1	***	***	***	3	
29...	384	102	102	102	***	***	***	***	***	88	15500	5.4	13	81	4.1	***	8	
30...	156	40	39	39	***	1	1	***	***	40	21000	5.6	***	***	***	***	2	
31...	154	42	42	42	***	***	***	***	***	42	21000	5.6	***	***	***	***	1	
32...	179	42	42	42	***	***	***	***	***	40	20000	5.7	2	***	***	1	5	
33...	141	38	37	37	***	1	1	***	***	36	18000	5.4	2	***	***	***	2	
34...	54	14	14	14	***	***	***	***	***	13	13500	5.5	***	***	***	1	1	
35...	50	14	14	14	***	***	***	***	***	14	15000	5.5	***	***	***	1	***	
36...	60	14	14	14	***	***	***	***	***	12	15000	5.4	2	***	***	***	2	
37...	61	14	14	14	***	***	***	***	***	14	14500	5.2	***	***	***	***	1	
38...	67	15	15	14	1	***	***	***	***	14	14500	5.2	***	***	***	***	2	
39...	95	25	21	21	***	4	4	***	***	22	15500	5.0	2	***	***	***	5	
40...	41	10	10	10	***	***	***	***	***	10	20000	5.2	***	***	***	***	3	
41...	87	24	24	24	***	***	***	***	***	20	15500	4.9	4	***	***	***	***	
42...	85	24	24	24	***	***	***	***	***	23	11500	4.1	1	***	***	***	4	
43...	86	24	24	24	***	***	***	***	***	17	10500	4.3	6	79	4.3	***	5	
44...	163	35	26	26	***	7	7	***	2	23	12000	5.0	12	66	4.2	1	10	
45...	187	48	43	43	***	5	5	***	***	38	11000	4.9	9	168	4.2	***	9	
46...	103	35	32	32	***	3	3	***	***	28	11000	4.6	7	75	4.6	***	2	
47...	89	30	30	30	***	***	***	***	***	26	9500	4.7	4	***	***	***	3	
48...	48	14	14	14	***	***	***	***	***	24	9500	4.7	4	***	***	***	1	
49...	54	14	14	14	***	***	***	***	***	14	10500	4.9	***	***	***	***	3	
										12	13500	4.7	2	***	***	***	3	

Table 2.—CHARACTERISTICS OF HOUSING UNITS, BY BLOCKS: 1960—Con.

["Total population" contains no persons in group quarters unless preceded by asterisk; one asterisk (*) denotes less than 10 percent; two asterisks (**), 10 percent or more]

Blocks within census tracts	Total population	All housing units by condition and plumbing									Occupied housing units							
		Sound					Deteriorating				Owner occupied			Renter occupied			Occupied by non-white	1.01 or more persons per room
		Total	With all plumbing facilities	Lacking some or all facilities	Total	With all plumbing facilities	Lacking some or all facilities		Dilapidated	Total	Average value (dollars)	Average number of rooms	Total	Average contract rent (dollars)	Average number of rooms			
							With flush toilet	No flush toilet										
50...	102	28	28	28	***	***	***	***	***	***	18	10000	4.9	9	73	4.6	***	4
51...	268	67	67	67	***	***	***	***	***	***	35	16500	5.8	31	101	4.0	2	11
52...	147	32	32	32	***	***	***	***	***	***	31	16500	5.8	1	***	***	***	2
53...	150	34	34	34	***	***	***	***	***	***	31	16500	5.8	3	***	***	***	2
54...	166	34	34	34	***	***	***	***	***	***	32	16000	5.7	1	***	***	***	5
55...	163	34	34	34	***	***	***	***	***	***	31	16000	5.9	3	***	***	***	3
56...	227	67	67	67	***	***	***	***	***	***	49	16500	5.8	2	***	***	***	4
5534.....	2654	785	705	684	21	78	73	1	4	2	385	12500	4.8	377	72	3.6	***	155
1...	96	30	30	30	***	***	***	***	***	***	28	12000	4.4	2	***	***	***	2
2...	1829	474	403	402	1	71	71	***	***	***	268	10500	4.8	186	73	4.2	***	126
3...	532	229	224	204	20	5	***	1	4	***	41	16000	4.8	185	71	2.9	***	20
4...	63	12	8	8	***	2	2	***	***	2	8	18000	5.0	4	***	***	***	5
5...	134	40	40	40	***	***	***	***	***	***	40	18000	5.0	***	***	***	***	2